

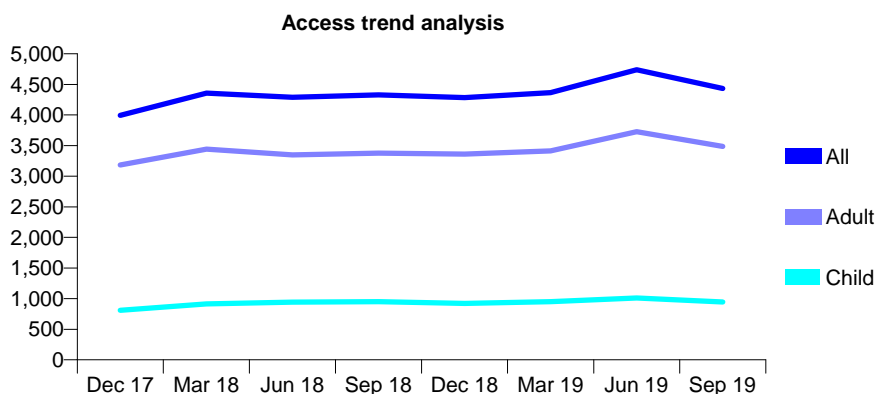
Q57 - Vital Signs At a Glance Contract Report for 100021/0000 - September 2019

Name or company name	Mr S Shah, Mr P Vaid & Mr S Radia
Contract type name	PDS Plus Contract
Purpose of contract	General
Contract start date	01/03/2016
Contract end date	31/03/2020

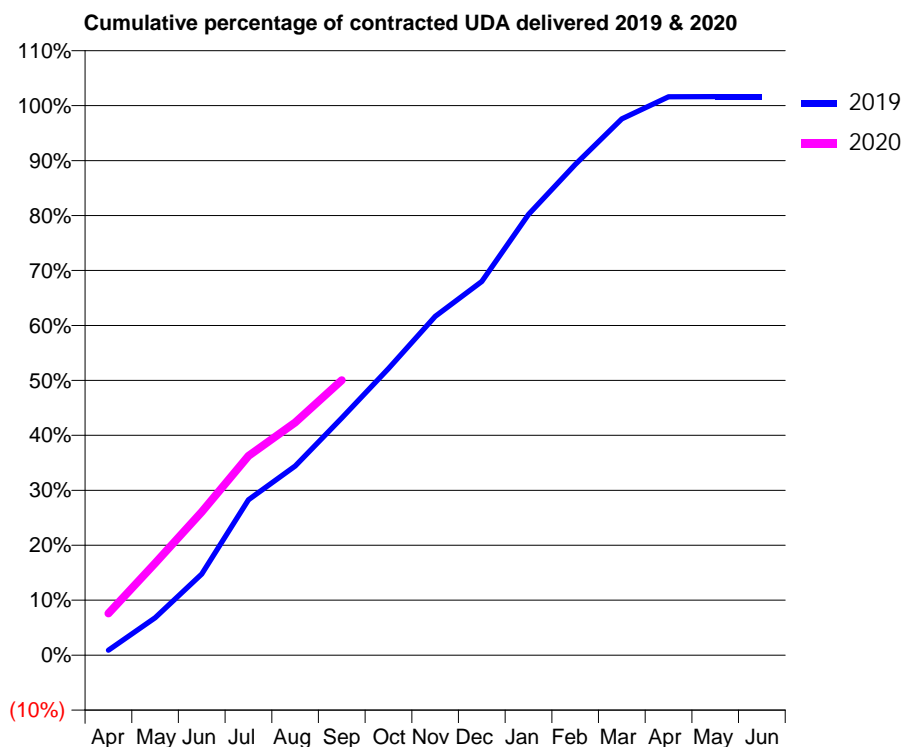
19/20 Contracted general activity (UDA)	15,000
Carry forward general activity (UDA)	-244
19/20 Contracted orthodontic activity (UOA)	0
Carry forward orthodontic activity (UOA)	0
Baseline contract value	£427,853.50

ACCESS*

Patients seen in 24 months	Total	Change since previous quarter
Quarter ending September 2018	4,329	
Quarter ending December 2018	4,284	↓
Quarter ending March 2019	4,365	→
Quarter ending June 2019	4,739	↑
Quarter ending September 2019	4,433	↓
Variance since September 2018	2.4%	↑



ACTIVITY



Month	Adjusted Scheduled Activity (UDA)	
	2019	2020
April	138	1,140
May	1,020	2,511
June	2,214	3,908
July	4,244	5,441
August	5,165	6,351
September	6,476	7,505
October	7,825	
November	9,249	
December	10,201	
January	12,029	
February	13,394	
March	14,638	
April	15,240	
May	15,241	
June	15,244	

QUALITY

	Quantity	Base Number	Contract	AT	Region	England
% of FP17s for the same patient ID Re-attending within 3 months - Children	21	706	3.0%	9.4%	11.3%	11.5%
% of FP17s for the same patient ID Re-attending within 3 months - Adults	143	2,357	6.1%	14.0%	14.7%	15.4%
% of FP17s for the same patient ID Re-attending between 3 & 9 months - Children	122	706	17.3%	57.4%	60.8%	59.7%
% of FP17s for the same patient ID Re-attending between 3 & 9 months - Adults	328	2,357	13.9%	51.1%	52.8%	51.7%
% of FP17s for Band 1 Urgent Courses	353	2,846	12.4%	8.8%	8.2%	9.2%
% of FP17s Relating to Free Repair or Replacements	15	2,846	0.5%	0.7%	0.7%	0.7%
% of FP17s Relating to Continuations	11	2,846	0.4%	0.7%	0.8%	0.8%
% of Patients satisfied with the dentistry they have received	3	3	N/A	94.3%	93.2%	93.5%
% of Patients satisfied with the time they had to wait for an appointment	3	3	N/A	88.6%	88.5%	87.4%

* This is based on patients treated on this contract for their most recent course of treatment. Figures in italics indicate the base number of FP17s or Patient Questionnaire responses are less than 100. N/A is shown where the base number of responses is less than 10 during the period. % is calculated as Quantity/Base number*100

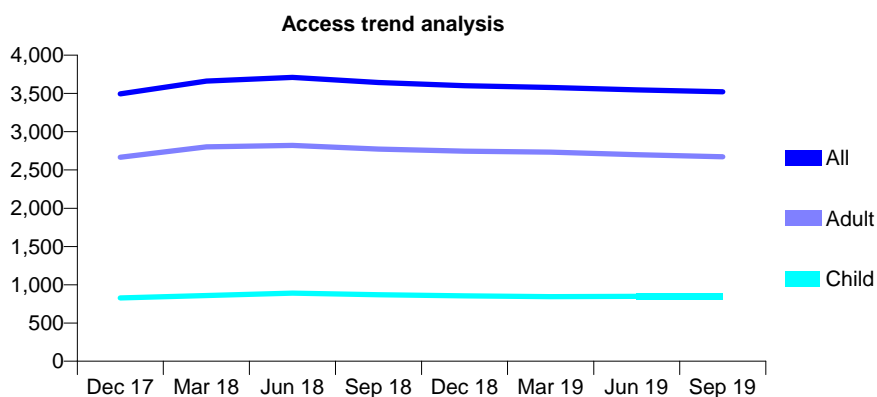
Q57 - Vital Signs At a Glance Contract Report for 100052/0000 - September 2019

Name or company name	Chigwell Dental Practice
Contract type name	GDS Contract
Purpose of contract	General
Contract start date	01/04/2016
Contract end date	

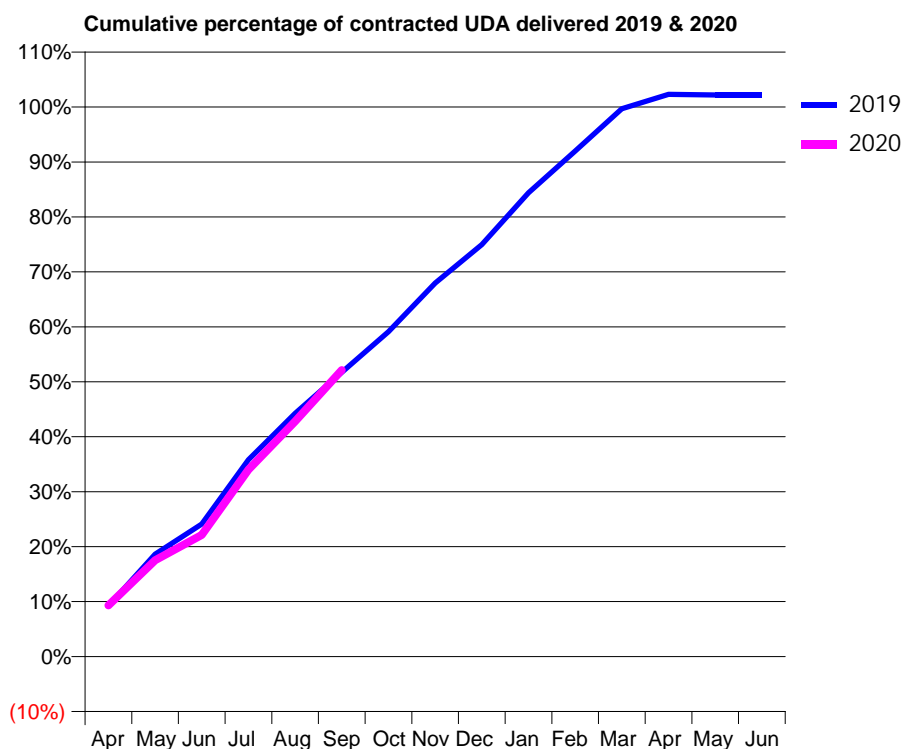
19/20 Contracted general activity (UDA)	9,244
Carry forward general activity (UDA)	-185
19/20 Contracted orthodontic activity (UOA)	0
Carry forward orthodontic activity (UOA)	0
Baseline contract value	£302,015.35

ACCESS*

Patients seen in 24 months	Total	Change since previous quarter
Quarter ending September 2018	3,643	
Quarter ending December 2018	3,601	↓
Quarter ending March 2019	3,579	→
Quarter ending June 2019	3,548	→
Quarter ending September 2019	3,522	→
Variance since September 2018	(3.3%)	↓



ACTIVITY



Month	Adjusted Scheduled Activity (UDA)	
	2019	2020
April	854	863
May	1,724	1,622
June	2,229	2,045
July	3,309	3,143
August	4,091	3,956
September	4,781	4,818
October	5,465	
November	6,282	
December	6,928	
January	7,800	
February	8,502	
March	9,213	
April	9,457	
May	9,445	
June	9,445	

QUALITY

	Quantity	Base Number	Contract	AT	Region	England
% of FP17s for the same patient ID Re-attending within 3 months - Children	36	599	6.0%	9.4%	11.3%	11.5%
% of FP17s for the same patient ID Re-attending within 3 months - Adults	136	1,542	8.8%	14.0%	14.7%	15.4%
% of FP17s for the same patient ID Re-attending between 3 & 9 months - Children	318	599	53.1%	57.4%	60.8%	59.7%
% of FP17s for the same patient ID Re-attending between 3 & 9 months - Adults	734	1,542	47.6%	51.1%	52.8%	51.7%
% of FP17s for Band 1 Urgent Courses	62	2,051	3.0%	8.8%	8.2%	9.2%
% of FP17s Relating to Free Repair or Replacements	9	2,051	0.4%	0.7%	0.7%	0.7%
% of FP17s Relating to Continuations	5	2,051	0.2%	0.7%	0.8%	0.8%
% of Patients satisfied with the dentistry they have received	0	0	N/A	94.3%	93.2%	93.5%
% of Patients satisfied with the time they had to wait for an appointment	0	0	N/A	88.6%	88.5%	87.4%

* This is based on patients treated on this contract for their most recent course of treatment. Figures in italics indicate the base number of FP17s or Patient Questionnaire responses are less than 100. N/A is shown where the base number of responses is less than 10 during the period. % is calculated as Quantity/Base number*100

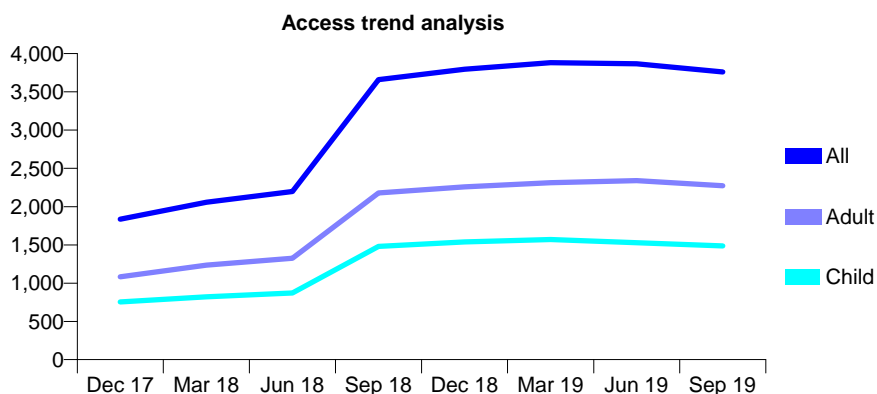
Q57 - Vital Signs At a Glance Contract Report for 100212/0000 - September 2019

Name or company name	Community Dental Services - CDS CIC
Contract type name	PDS Contract
Purpose of contract	General
Contract start date	01/10/2016
Contract end date	30/09/2021

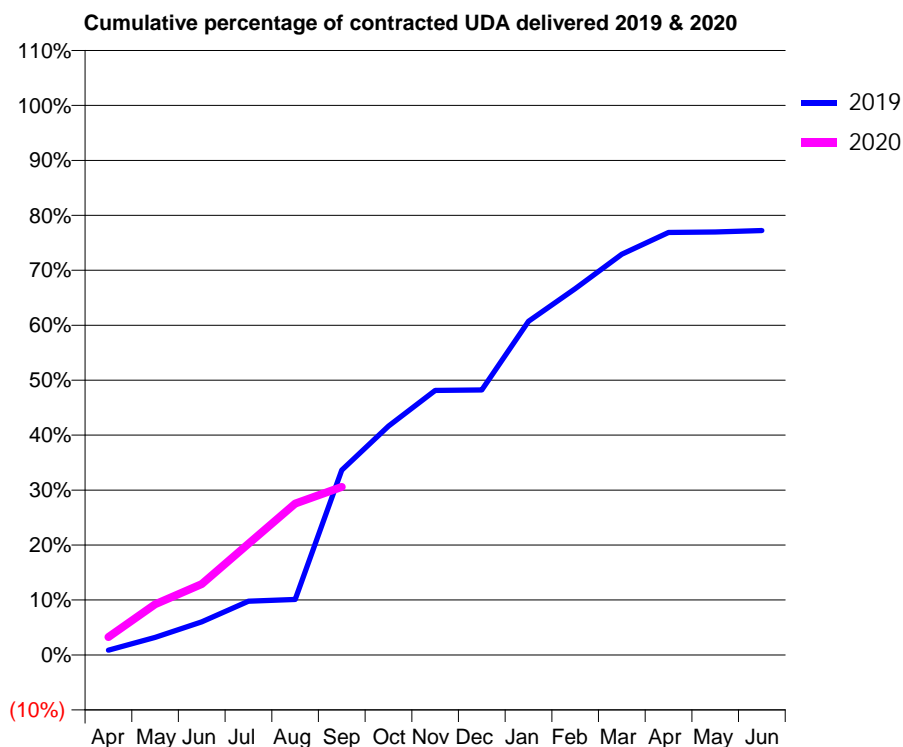
19/20 Contracted general activity (UDA)	9,775
Carry forward general activity (UDA)	0
19/20 Contracted orthodontic activity (UOA)	0
Carry forward orthodontic activity (UOA)	0
Baseline contract value	£1,532,173.15

ACCESS*

Patients seen in 24 months	Total	Change since previous quarter
Quarter ending September 2018	3,660	
Quarter ending December 2018	3,796	↑
Quarter ending March 2019	3,882	↑
Quarter ending June 2019	3,866	→
Quarter ending September 2019	3,760	↓
Variance since September 2018	2.7%	↑



ACTIVITY



Adjusted Scheduled Activity (UDA)		
Month	2019	2020
April	83	320
May	314	903
June	590	1,261
July	957	1,977
August	987	2,694
September	3,287	2,991
October	4,071	
November	4,705	
December	4,715	
January	5,933	
February	6,514	
March	7,126	
April	7,514	
May	7,524	
June	7,550	

QUALITY

	Quantity	Base Number	Contract	AT	Region	England
% of FP17s for the same patient ID Re-attending within 3 months - Children	57	1,104	5.2%	9.4%	11.3%	11.5%
% of FP17s for the same patient ID Re-attending within 3 months - Adults	56	1,064	5.3%	14.0%	14.7%	15.4%
% of FP17s for the same patient ID Re-attending between 3 & 9 months - Children	218	1,104	19.7%	57.4%	60.8%	59.7%
% of FP17s for the same patient ID Re-attending between 3 & 9 months - Adults	329	1,064	30.9%	51.1%	52.8%	51.7%
% of FP17s for Band 1 Urgent Courses	72	1,840	3.9%	8.8%	8.2%	9.2%
% of FP17s Relating to Free Repair or Replacements	1	1,840	0.1%	0.7%	0.7%	0.7%
% of FP17s Relating to Continuations	21	1,840	1.1%	0.7%	0.8%	0.8%
% of Patients satisfied with the dentistry they have received	7	8	N/A	94.3%	93.2%	93.5%
% of Patients satisfied with the time they had to wait for an appointment	3	8	N/A	88.6%	88.5%	87.4%

* This is based on patients treated on this contract for their most recent course of treatment.

Figures in italics indicate the base number of FP17s or Patient Questionnaire responses are less than 100. N/A is shown where the base number of responses is less than 10 during the period. % is calculated as Quantity/Base number*100

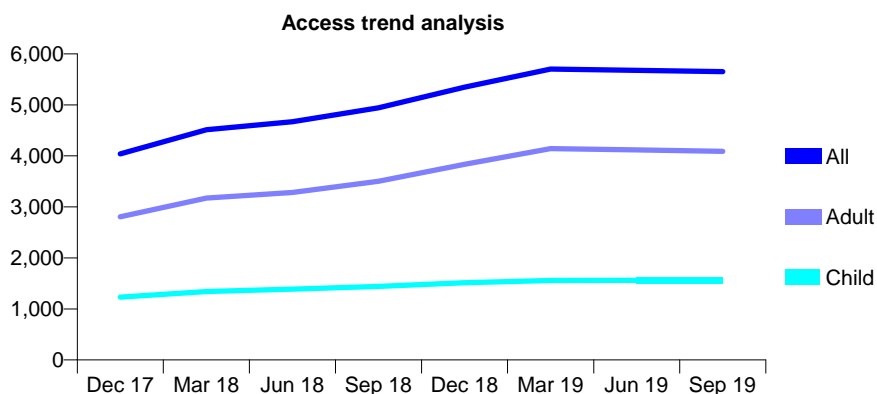
Q57 - Vital Signs At a Glance Contract Report for 100348/0000 - September 2019

Name or company name	E Harunani, M Kanani & M N Harunani
Contract type name	GDS Contract
Purpose of contract	General
Contract start date	01/04/2017
Contract end date	

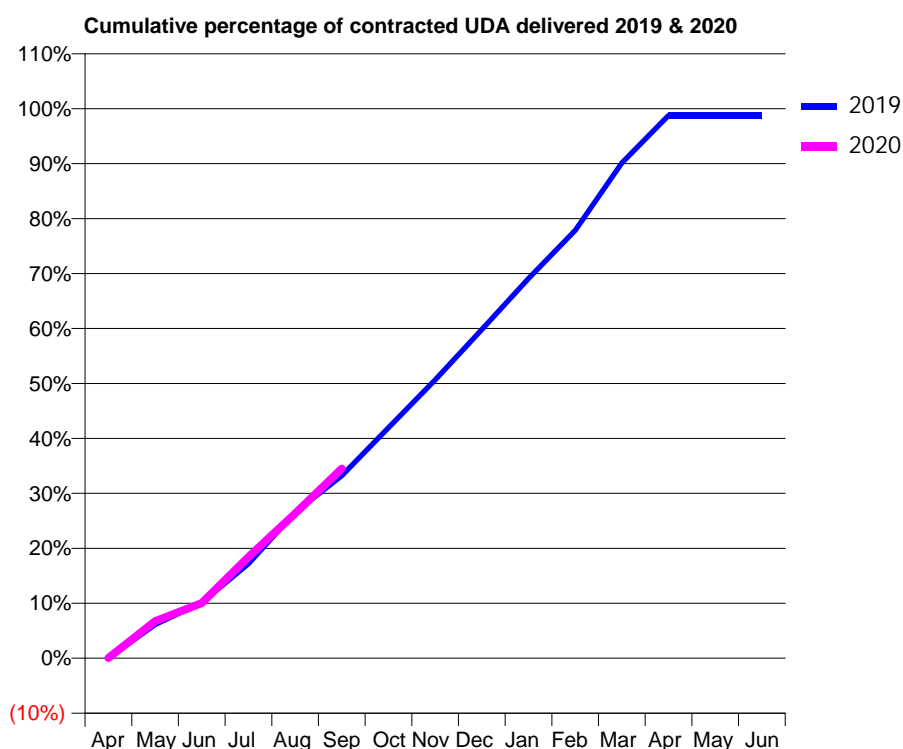
19/20 Contracted general activity (UDA)	15,247
Carry forward general activity (UDA)	185
19/20 Contracted orthodontic activity (UOA)	0
Carry forward orthodontic activity (UOA)	0
Baseline contract value	£338,189.48

ACCESS*

Patients seen in 24 months	Total	Change since previous quarter
Quarter ending September 2018	4,943	
Quarter ending December 2018	5,349	↑
Quarter ending March 2019	5,700	↑
Quarter ending June 2019	5,678	→
Quarter ending September 2019	5,652	→
Variance since September 2018	14.3%	↑



ACTIVITY



Month	Adjusted Scheduled Activity (UDA)	
	2019	2020
April	6	6
May	935	1,028
June	1,546	1,530
July	2,622	2,809
August	4,051	4,018
September	5,064	5,258
October	6,395	
November	7,725	
December	9,120	
January	10,535	
February	11,871	
March	13,739	
April	15,061	
May	15,062	
June	15,062	

QUALITY

	Quantity	Base Number	Contract	AT	Region	England
% of FP17s for the same patient ID Re-attending within 3 months - Children	84	1,110	7.6%	9.4%	11.3%	11.5%
% of FP17s for the same patient ID Re-attending within 3 months - Adults	383	2,769	13.8%	14.0%	14.7%	15.4%
% of FP17s for the same patient ID Re-attending between 3 & 9 months - Children	763	1,110	68.7%	57.4%	60.8%	59.7%
% of FP17s for the same patient ID Re-attending between 3 & 9 months - Adults	1,662	2,769	60.0%	51.1%	52.8%	51.7%
% of FP17s for Band 1 Urgent Courses	435	3,303	13.2%	8.8%	8.2%	9.2%
% of FP17s Relating to Free Repair or Replacements	4	3,303	0.1%	0.7%	0.7%	0.7%
% of FP17s Relating to Continuations	9	3,303	0.3%	0.7%	0.8%	0.8%
% of Patients satisfied with the dentistry they have received	3	3	N/A	94.3%	93.2%	93.5%
% of Patients satisfied with the time they had to wait for an appointment	2	3	N/A	88.6%	88.5%	87.4%

* This is based on patients treated on this contract for their most recent course of treatment. Figures in italics indicate the base number of FP17s or Patient Questionnaire responses are less than 100. N/A is shown where the base number of responses is less than 10 during the period. % is calculated as Quantity/Base number*100

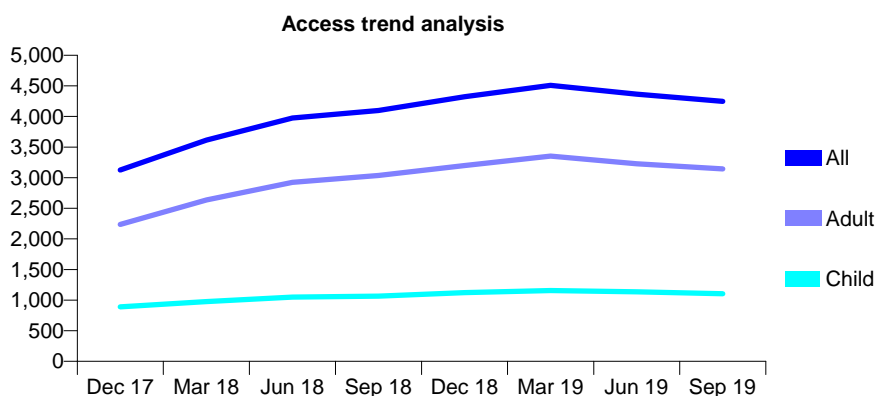
Q57 - Vital Signs At a Glance Contract Report for 100349/0000 - September 2019

Name or company name	E Harunani, M Kanani & M N Harunani
Contract type name	GDS Contract
Purpose of contract	General
Contract start date	01/04/2017
Contract end date	

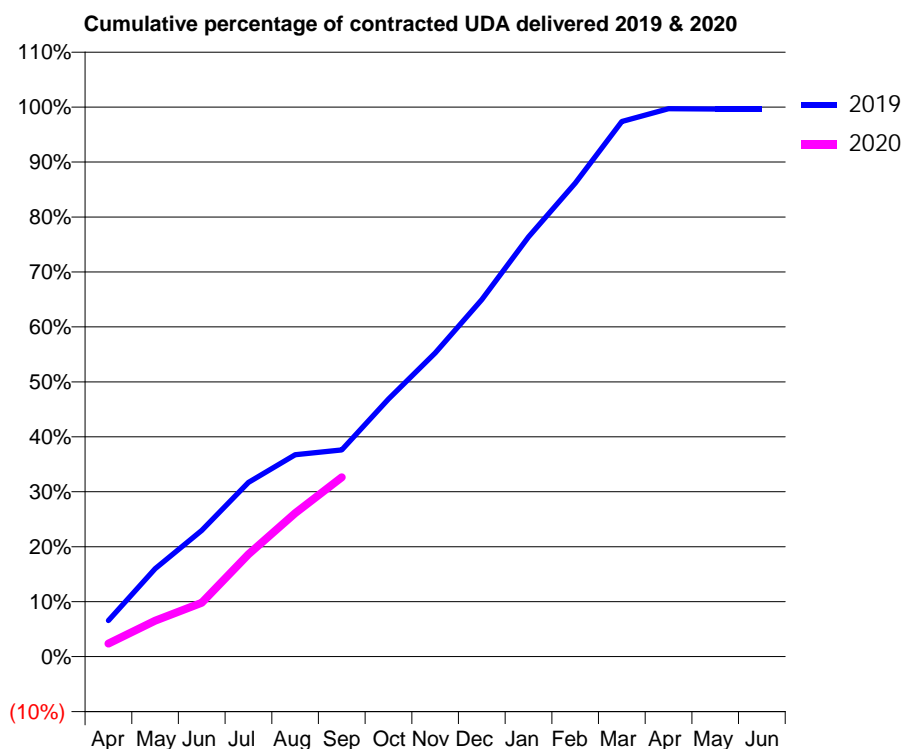
19/20 Contracted general activity (UDA)	15,247
Carry forward general activity (UDA)	56
19/20 Contracted orthodontic activity (UOA)	0
Carry forward orthodontic activity (UOA)	0
Baseline contract value	£338,189.48

ACCESS*

Patients seen in 24 months	Total	Change since previous quarter
Quarter ending September 2018	4,100	
Quarter ending December 2018	4,323	↑
Quarter ending March 2019	4,508	↑
Quarter ending June 2019	4,364	↓
Quarter ending September 2019	4,247	↓
Variance since September 2018	3.6%	↑



ACTIVITY



Month	Adjusted Scheduled Activity (UDA)	
	2019	2020
April	999	365
May	2,441	998
June	3,501	1,497
July	4,835	2,839
August	5,599	3,982
September	5,738	4,973
October	7,145	
November	8,426	
December	9,902	
January	11,646	
February	13,139	
March	14,846	
April	15,201	
May	15,191	
June	15,191	

QUALITY

	Quantity	Base Number	Contract	AT	Region	England
% of FP17s for the same patient ID Re-attending within 3 months - Children	58	627	9.3%	9.4%	11.3%	11.5%
% of FP17s for the same patient ID Re-attending within 3 months - Adults	194	1,518	12.8%	14.0%	14.7%	15.4%
% of FP17s for the same patient ID Re-attending between 3 & 9 months - Children	282	627	45.0%	57.4%	60.8%	59.7%
% of FP17s for the same patient ID Re-attending between 3 & 9 months - Adults	570	1,518	37.5%	51.1%	52.8%	51.7%
% of FP17s for Band 1 Urgent Courses	371	2,007	18.5%	8.8%	8.2%	9.2%
% of FP17s Relating to Free Repair or Replacements	0	2,007	0.0%	0.7%	0.7%	0.7%
% of FP17s Relating to Continuations	35	2,007	1.7%	0.7%	0.8%	0.8%
% of Patients satisfied with the dentistry they have received	3	4	N/A	94.3%	93.2%	93.5%
% of Patients satisfied with the time they had to wait for an appointment	4	4	N/A	88.6%	88.5%	87.4%

* This is based on patients treated on this contract for their most recent course of treatment. Figures in italics indicate the base number of FP17s or Patient Questionnaire responses are less than 100. N/A is shown where the base number of responses is less than 10 during the period. % is calculated as Quantity/Base number*100

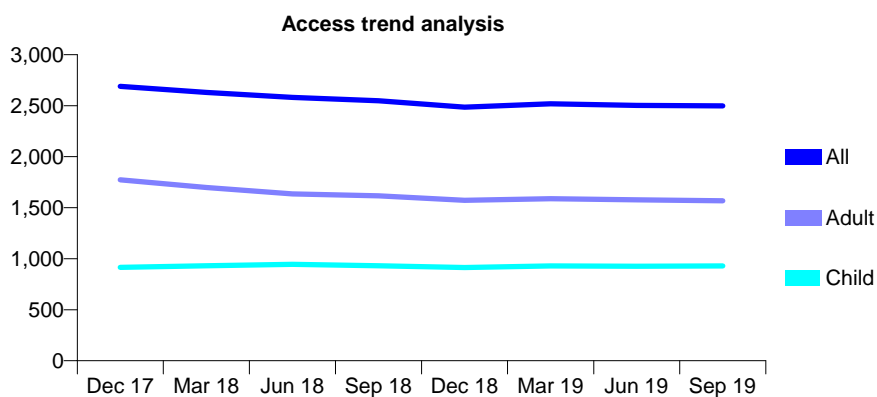
Q57 - Vital Signs At a Glance Contract Report for 101281/0151 - September 2019

Name or company name	OASIS DENTAL CARE LTD
Contract type name	GDS Contract
Purpose of contract	General
Contract start date	02/04/2006
Contract end date	

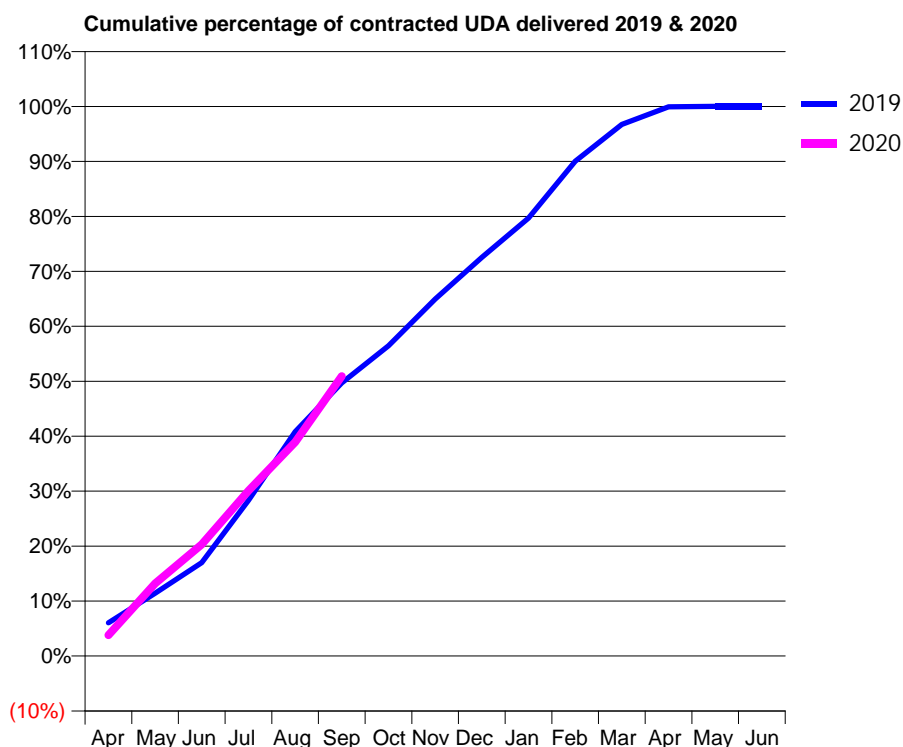
19/20 Contracted general activity (UDA)	6,594
Carry forward general activity (UDA)	-2
19/20 Contracted orthodontic activity (UOA)	0
Carry forward orthodontic activity (UOA)	0
Baseline contract value	£144,339.25

ACCESS*

Patients seen in 24 months	Total	Change since previous quarter
Quarter ending September 2018	2,548	
Quarter ending December 2018	2,486	↓
Quarter ending March 2019	2,518	→
Quarter ending June 2019	2,503	→
Quarter ending September 2019	2,498	→
Variance since September 2018	(2.0%)	↓



ACTIVITY



Month	Adjusted Scheduled Activity (UDA)	
	2019	2020
April	400	251
May	754	872
June	1,122	1,341
July	1,868	1,983
August	2,690	2,568
September	3,276	3,357
October	3,723	
November	4,282	
December	4,782	
January	5,255	
February	5,936	
March	6,378	
April	6,591	
May	6,596	
June	6,596	

QUALITY

	Quantity	Base Number	Contract	AT	Region	England
% of FP17s for the same patient ID Re-attending within 3 months - Children	35	729	4.8%	9.4%	11.3%	11.5%
% of FP17s for the same patient ID Re-attending within 3 months - Adults	188	1,298	14.5%	14.0%	14.7%	15.4%
% of FP17s for the same patient ID Re-attending between 3 & 9 months - Children	438	729	60.1%	57.4%	60.8%	59.7%
% of FP17s for the same patient ID Re-attending between 3 & 9 months - Adults	797	1,298	61.4%	51.1%	52.8%	51.7%
% of FP17s for Band 1 Urgent Courses	152	1,908	8.0%	8.8%	8.2%	9.2%
% of FP17s Relating to Free Repair or Replacements	10	1,908	0.5%	0.7%	0.7%	0.7%
% of FP17s Relating to Continuations	24	1,908	1.3%	0.7%	0.8%	0.8%
% of Patients satisfied with the dentistry they have received	5	5	N/A	94.3%	93.2%	93.5%
% of Patients satisfied with the time they had to wait for an appointment	3	5	N/A	88.6%	88.5%	87.4%

* This is based on patients treated on this contract for their most recent course of treatment. Figures in italics indicate the base number of FP17s or Patient Questionnaire responses are less than 100. N/A is shown where the base number of responses is less than 10 during the period. % is calculated as Quantity/Base number*100

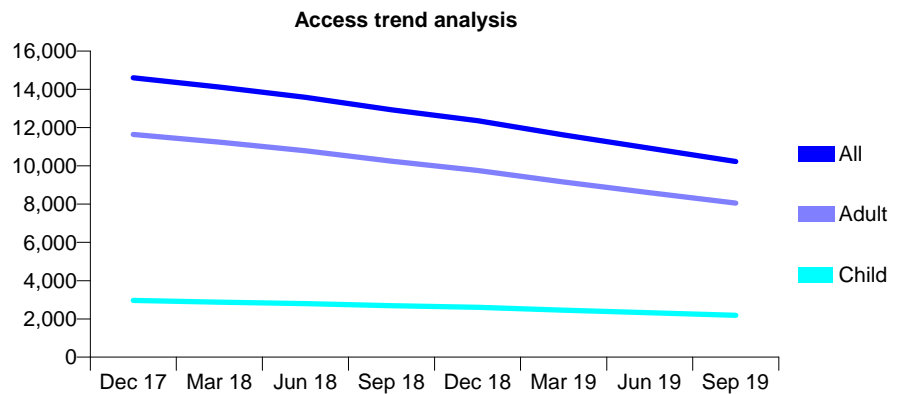
Q57 - Vital Signs At a Glance Contract Report for 101370/0036 - September 2019

Name or company name	Petrie Tucker & Partners Ltd
Contract type name	GDS Contract
Purpose of contract	General
Contract start date	01/04/2006
Contract end date	

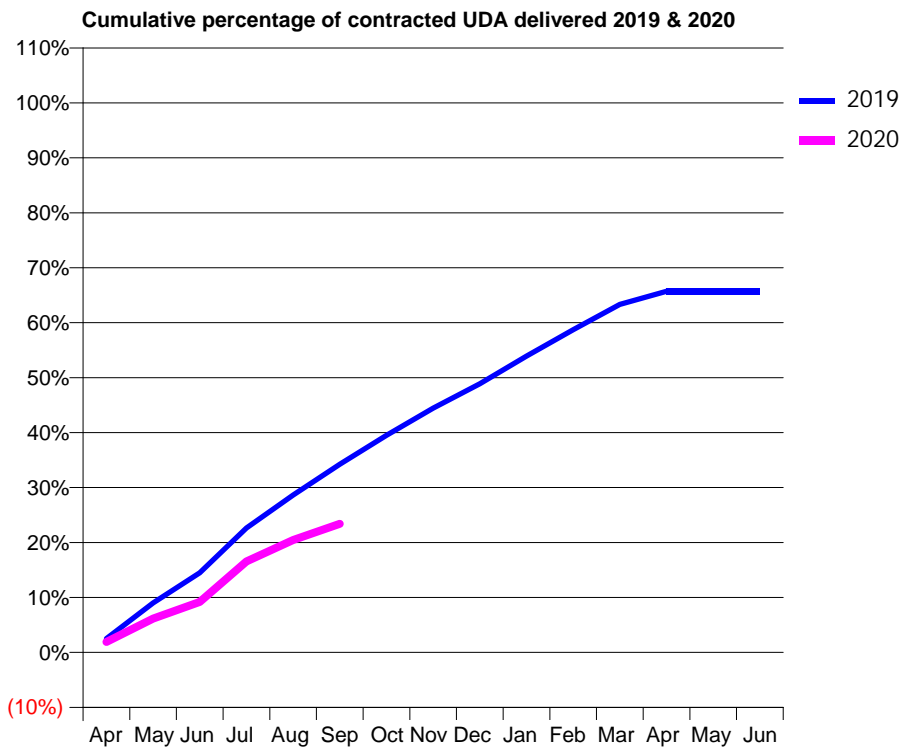
19/20 Contracted general activity (UDA)	51,815
Carry forward general activity (UDA)	0
19/20 Contracted orthodontic activity (UOA)	0
Carry forward orthodontic activity (UOA)	0
Baseline contract value	£1,282,811.29

ACCESS*

Patients seen in 24 months	Total	Change since previous quarter
Quarter ending September 2018	12,930	
Quarter ending December 2018	12,359	↓
Quarter ending March 2019	11,621	↓
Quarter ending June 2019	10,922	↓
Quarter ending September 2019	10,233	↓
Variance since September 2018	(20.9%)	↓



ACTIVITY



Month	Adjusted Scheduled Activity (UDA)	
	2019	2020
April	1,295	987
May	4,675	3,196
June	7,511	4,758
July	11,736	8,577
August	14,844	10,604
September	17,733	12,124
October	20,463	
November	23,039	
December	25,336	
January	27,943	
February	30,425	
March	32,813	
April	34,050	
May	34,056	
June	34,055	

QUALITY

	Quantity	Base Number	Contract	AT	Region	England
% of FP17s for the same patient ID Re-attending within 3 months - Children	61	1,122	5.4%	9.4%	11.3%	11.5%
% of FP17s for the same patient ID Re-attending within 3 months - Adults	583	4,069	14.3%	14.0%	14.7%	15.4%
% of FP17s for the same patient ID Re-attending between 3 & 9 months - Children	621	1,122	55.3%	57.4%	60.8%	59.7%
% of FP17s for the same patient ID Re-attending between 3 & 9 months - Adults	1,680	4,069	41.3%	51.1%	52.8%	51.7%
% of FP17s for Band 1 Urgent Courses	441	4,821	9.1%	8.8%	8.2%	9.2%
% of FP17s Relating to Free Repair or Replacements	41	4,821	0.9%	0.7%	0.7%	0.7%
% of FP17s Relating to Continuations	110	4,821	2.3%	0.7%	0.8%	0.8%
% of Patients satisfied with the dentistry they have received	1	1	N/A	94.3%	93.2%	93.5%
% of Patients satisfied with the time they had to wait for an appointment	1	1	N/A	88.6%	88.5%	87.4%

* This is based on patients treated on this contract for their most recent course of treatment. Figures in italics indicate the base number of FP17s or Patient Questionnaire responses are less than 100. N/A is shown where the base number of responses is less than 10 during the period. % is calculated as Quantity/Base number*100

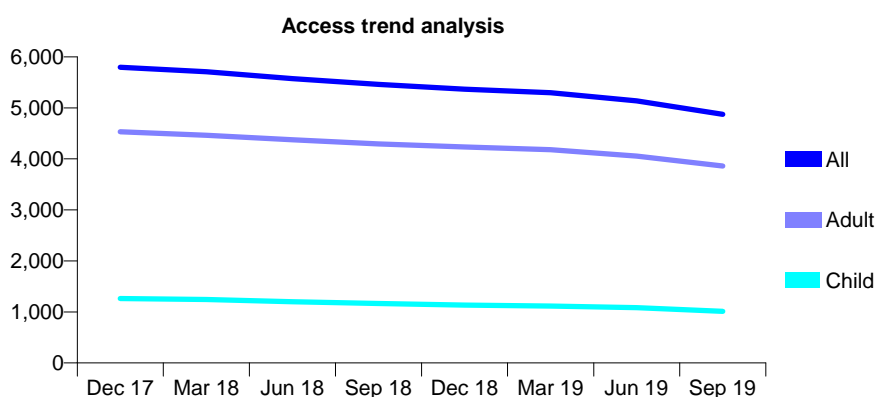
Q57 - Vital Signs At a Glance Contract Report for 101370/0098 - September 2019

Name or company name	Du Toit and BurgerPartnership Ltd (Harwic
Contract type name	GDS Contract
Purpose of contract	General and Orthodontic
Contract start date	01/04/2007
Contract end date	

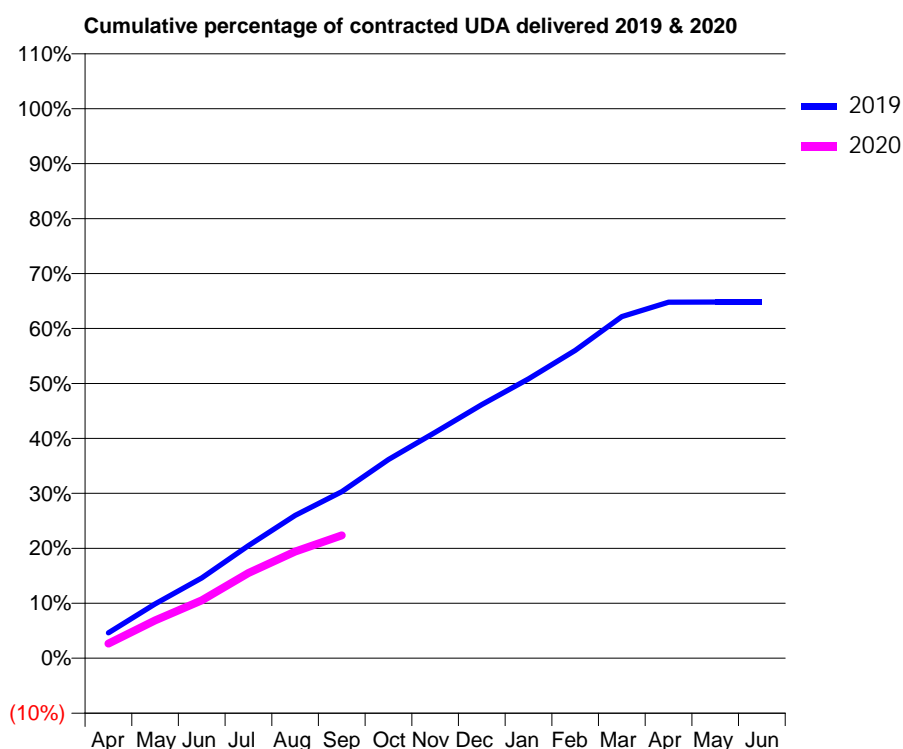
19/20 Contracted general activity (UDA)	19,884
Carry forward general activity (UDA)	0
19/20 Contracted orthodontic activity (UOA)	1,265
Carry forward orthodontic activity (UOA)	0
Baseline contract value	£681,908.47

ACCESS*

Patients seen in 24 months	Total	Change since previous quarter
Quarter ending September 2018	5,460	
Quarter ending December 2018	5,366	↓
Quarter ending March 2019	5,298	↓
Quarter ending June 2019	5,139	↓
Quarter ending September 2019	4,874	↓
Variance since September 2018	(10.7%)	↓



ACTIVITY



Month	2019	2020
April	918	529
May	1,967	1,372
June	2,903	2,090
July	4,076	3,086
August	5,170	3,864
September	6,023	4,444
October	7,194	
November	8,171	
December	9,174	
January	10,104	
February	11,139	
March	12,358	
April	12,881	
May	12,887	
June	12,887	

QUALITY

	Quantity	Base Number	Contract	AT	Region	England
% of FP17s for the same patient ID Re-attending within 3 months - Children	43	492	8.7%	9.4%	11.3%	11.5%
% of FP17s for the same patient ID Re-attending within 3 months - Adults	292	1,851	15.8%	14.0%	14.7%	15.4%
% of FP17s for the same patient ID Re-attending between 3 & 9 months - Children	243	492	49.4%	57.4%	60.8%	59.7%
% of FP17s for the same patient ID Re-attending between 3 & 9 months - Adults	860	1,851	46.5%	51.1%	52.8%	51.7%
% of FP17s for Band 1 Urgent Courses	232	2,113	11.0%	8.8%	8.2%	9.2%
% of FP17s Relating to Free Repair or Replacements	14	2,113	0.7%	0.7%	0.7%	0.7%
% of FP17s Relating to Continuations	54	2,113	2.6%	0.7%	0.8%	0.8%
% of Patients satisfied with the dentistry they have received	3	3	N/A	94.3%	93.2%	93.5%
% of Patients satisfied with the time they had to wait for an appointment	3	3	N/A	88.6%	88.5%	87.4%

* This is based on patients treated on this contract for their most recent course of treatment. Figures in italics indicate the base number of FP17s or Patient Questionnaire responses are less than 100. N/A is shown where the base number of responses is less than 10 during the period. % is calculated as Quantity/Base number*100

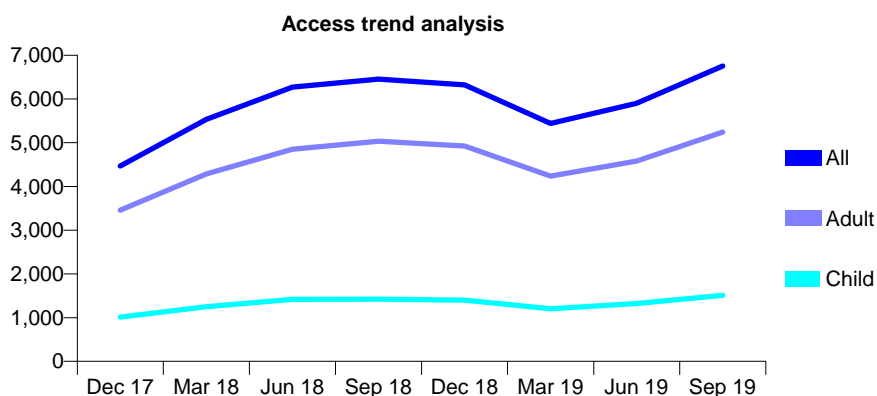
Q57 - Vital Signs At a Glance Contract Report for 104361/0001 - September 2019

Name or company name	Chelmsford Partnership
Contract type name	GDS Contract
Purpose of contract	General
Contract start date	01/02/2013
Contract end date	

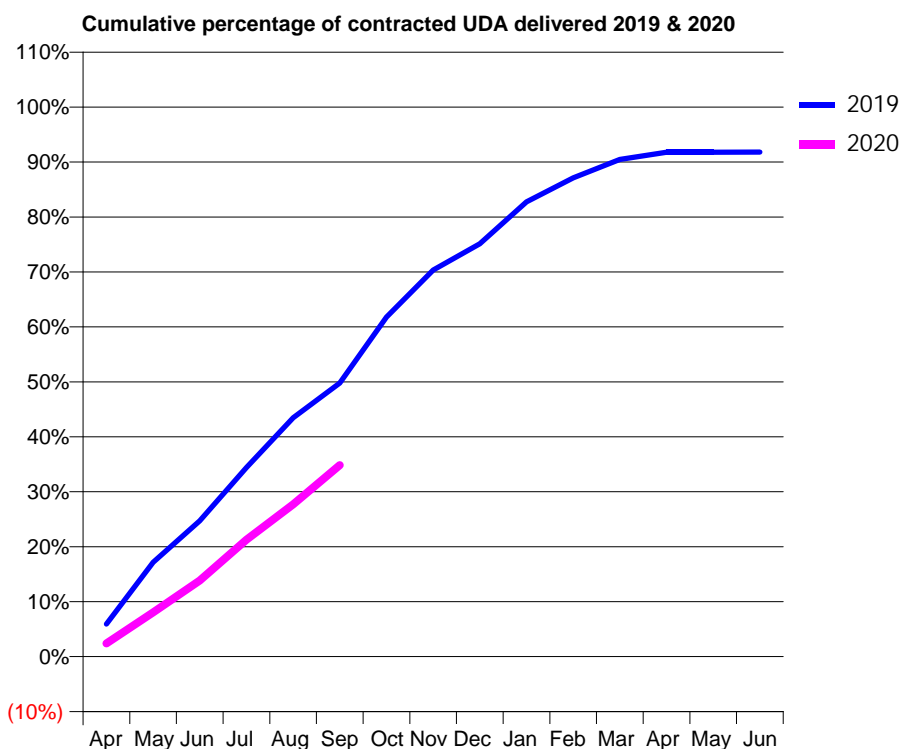
19/20 Contracted general activity (UDA)	23,801
Carry forward general activity (UDA)	0
19/20 Contracted orthodontic activity (UOA)	0
Carry forward orthodontic activity (UOA)	0
Baseline contract value	£622,634.96

ACCESS*

Patients seen in 24 months	Total	Change since previous quarter
Quarter ending September 2018	6,457	
Quarter ending December 2018	6,324	↓
Quarter ending March 2019	5,440	↓
Quarter ending June 2019	5,902	↑
Quarter ending September 2019	6,753	↑
Variance since September 2018	4.6%	↑



ACTIVITY



Month	Adjusted Scheduled Activity (UDA)	
	2019	2020
April	914	577
May	2,643	1,917
June	3,808	3,294
July	5,298	5,065
August	6,696	6,594
September	7,666	8,299
October	9,514	
November	10,833	
December	11,569	
January	12,745	
February	13,414	
March	13,930	
April	14,130	
May	14,134	
June	14,141	

QUALITY

	Quantity	Base Number	Contract	AT	Region	England
% of FP17s for the same patient ID Re-attending within 3 months - Children	39	1,130	3.5%	9.4%	11.3%	11.5%
% of FP17s for the same patient ID Re-attending within 3 months - Adults	352	3,705	9.5%	14.0%	14.7%	15.4%
% of FP17s for the same patient ID Re-attending between 3 & 9 months - Children	466	1,130	41.2%	57.4%	60.8%	59.7%
% of FP17s for the same patient ID Re-attending between 3 & 9 months - Adults	1,206	3,705	32.6%	51.1%	52.8%	51.7%
% of FP17s for Band 1 Urgent Courses	664	4,715	14.1%	8.8%	8.2%	9.2%
% of FP17s Relating to Free Repair or Replacements	45	4,715	1.0%	0.7%	0.7%	0.7%
% of FP17s Relating to Continuations	8	4,715	0.2%	0.7%	0.8%	0.8%
% of Patients satisfied with the dentistry they have received	3	3	N/A	94.3%	93.2%	93.5%
% of Patients satisfied with the time they had to wait for an appointment	3	3	N/A	88.6%	88.5%	87.4%

* This is based on patients treated on this contract for their most recent course of treatment. Figures in italics indicate the base number of FP17s or Patient Questionnaire responses are less than 100. N/A is shown where the base number of responses is less than 10 during the period. % is calculated as Quantity/Base number*100

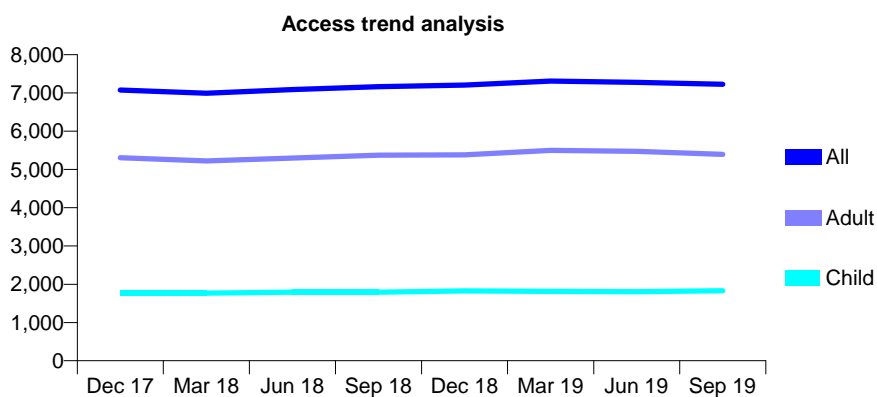
Q57 - Vital Signs At a Glance Contract Report for 104558/0001 - September 2019

Name or company name	Broadway Dental Clinic
Contract type name	GDS Contract
Purpose of contract	General
Contract start date	01/07/2011
Contract end date	

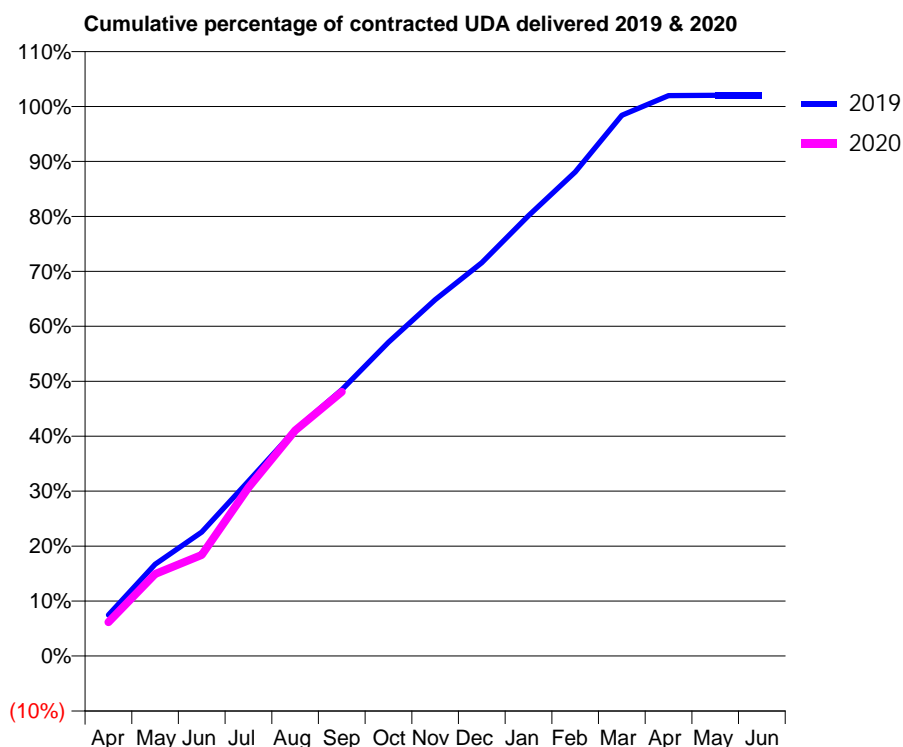
19/20 Contracted general activity (UDA)	17,402
Carry forward general activity (UDA)	-348
19/20 Contracted orthodontic activity (UOA)	0
Carry forward orthodontic activity (UOA)	0
Baseline contract value	£510,616.57

ACCESS*

Patients seen in 24 months	Total	Change since previous quarter
Quarter ending September 2018	7,166	
Quarter ending December 2018	7,203	→
Quarter ending March 2019	7,312	→
Quarter ending June 2019	7,278	→
Quarter ending September 2019	7,227	→
Variance since September 2018	0.9%	→



ACTIVITY



Month	Adjusted Scheduled Activity (UDA)	
	2019	2020
April	1,299	1,069
May	2,907	2,600
June	3,925	3,204
July	5,539	5,337
August	7,164	7,142
September	8,433	8,362
October	9,935	
November	11,280	
December	12,457	
January	13,945	
February	15,326	
March	17,123	
April	17,742	
May	17,756	
June	17,755	

QUALITY

	Quantity	Base Number	Contract	AT	Region	England
% of FP17s for the same patient ID Re-attending within 3 months - Children	56	1,233	4.5%	9.4%	11.3%	11.5%
% of FP17s for the same patient ID Re-attending within 3 months - Adults	250	3,077	8.1%	14.0%	14.7%	15.4%
% of FP17s for the same patient ID Re-attending between 3 & 9 months - Children	658	1,233	53.4%	57.4%	60.8%	59.7%
% of FP17s for the same patient ID Re-attending between 3 & 9 months - Adults	1,573	3,077	51.1%	51.1%	52.8%	51.7%
% of FP17s for Band 1 Urgent Courses	209	3,798	5.5%	8.8%	8.2%	9.2%
% of FP17s Relating to Free Repair or Replacements	35	3,798	0.9%	0.7%	0.7%	0.7%
% of FP17s Relating to Continuations	12	3,798	0.3%	0.7%	0.8%	0.8%
% of Patients satisfied with the dentistry they have received	0	0	N/A	94.3%	93.2%	93.5%
% of Patients satisfied with the time they had to wait for an appointment	0	0	N/A	88.6%	88.5%	87.4%

* This is based on patients treated on this contract for their most recent course of treatment. Figures in italics indicate the base number of FP17s or Patient Questionnaire responses are less than 100. N/A is shown where the base number of responses is less than 10 during the period. % is calculated as Quantity/Base number*100

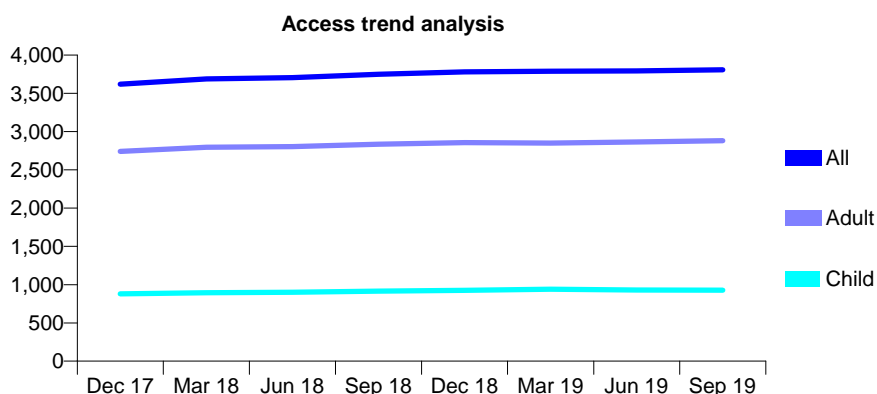
Q57 - Vital Signs At a Glance Contract Report for 104590/0001 - September 2019

Name or company name	Mr H Du Preez & Miss C Fernando
Contract type name	GDS Contract
Purpose of contract	General
Contract start date	01/04/2011
Contract end date	

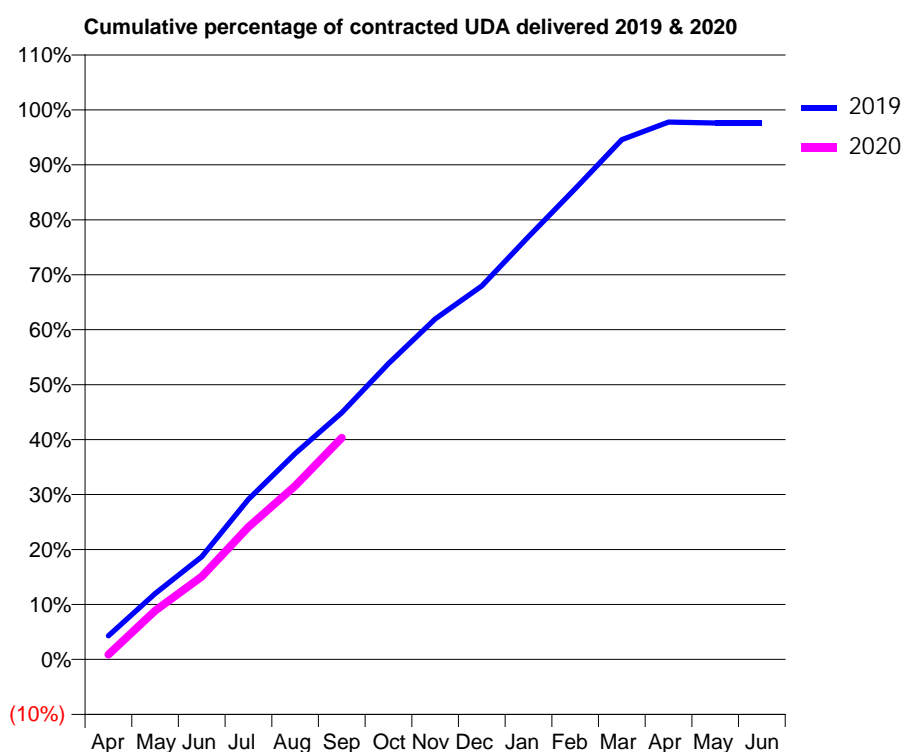
19/20 Contracted general activity (UDA)	12,031
Carry forward general activity (UDA)	291
19/20 Contracted orthodontic activity (UOA)	0
Carry forward orthodontic activity (UOA)	0
Baseline contract value	£379,613.04

ACCESS*

Patients seen in 24 months	Total	Change since previous quarter
Quarter ending September 2018	3,750	
Quarter ending December 2018	3,780	→
Quarter ending March 2019	3,789	→
Quarter ending June 2019	3,794	→
Quarter ending September 2019	3,808	→
Variance since September 2018	1.5%	→



ACTIVITY



Month	2019	2020
April	518	107
May	1,440	1,066
June	2,247	1,815
July	3,504	2,900
August	4,508	3,801
September	5,400	4,850
October	6,477	
November	7,454	
December	8,176	
January	9,256	
February	10,306	
March	11,378	
April	11,763	
May	11,740	
June	11,740	

QUALITY

	Quantity	Base Number	Contract	AT	Region	England
% of FP17s for the same patient ID Re-attending within 3 months - Children	48	743	6.5%	9.4%	11.3%	11.5%
% of FP17s for the same patient ID Re-attending within 3 months - Adults	235	2,029	11.6%	14.0%	14.7%	15.4%
% of FP17s for the same patient ID Re-attending between 3 & 9 months - Children	520	743	70.0%	57.4%	60.8%	59.7%
% of FP17s for the same patient ID Re-attending between 3 & 9 months - Adults	1,132	2,029	55.8%	51.1%	52.8%	51.7%
% of FP17s for Band 1 Urgent Courses	241	2,626	9.2%	8.8%	8.2%	9.2%
% of FP17s Relating to Free Repair or Replacements	14	2,626	0.5%	0.7%	0.7%	0.7%
% of FP17s Relating to Continuations	1	2,626	0.0%	0.7%	0.8%	0.8%
% of Patients satisfied with the dentistry they have received	2	2	N/A	94.3%	93.2%	93.5%
% of Patients satisfied with the time they had to wait for an appointment	2	2	N/A	88.6%	88.5%	87.4%

* This is based on patients treated on this contract for their most recent course of treatment. Figures in italics indicate the base number of FP17s or Patient Questionnaire responses are less than 100. N/A is shown where the base number of responses is less than 10 during the period. % is calculated as Quantity/Base number*100

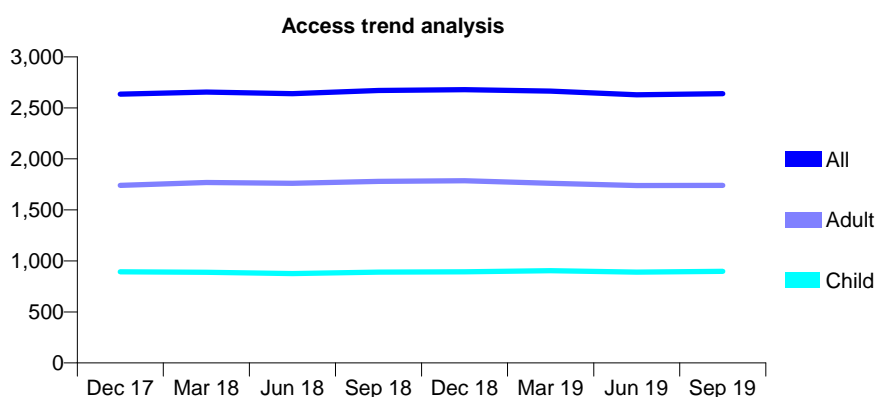
Q57 - Vital Signs At a Glance Contract Report for 105570/0001 - September 2019

Name or company name	Ramsay and Sud
Contract type name	GDS Contract
Purpose of contract	General
Contract start date	01/04/2006
Contract end date	

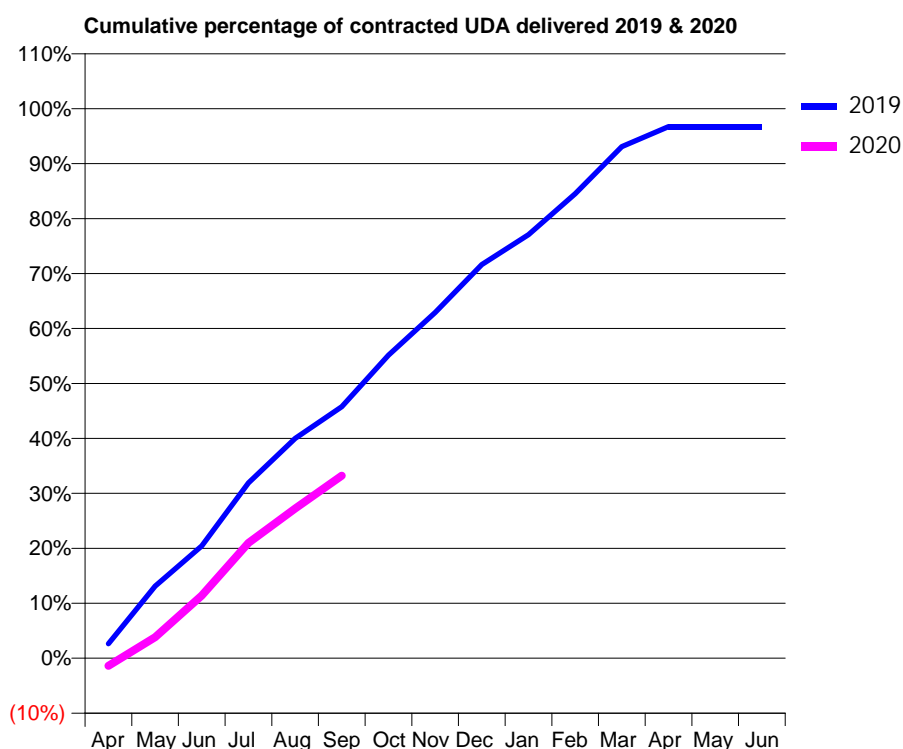
19/20 Contracted general activity (UDA)	8,500
Carry forward general activity (UDA)	280
19/20 Contracted orthodontic activity (UOA)	0
Carry forward orthodontic activity (UOA)	0
Baseline contract value	£218,109.26

ACCESS*

Patients seen in 24 months	Total	Change since previous quarter
Quarter ending September 2018	2,671	
Quarter ending December 2018	2,679	→
Quarter ending March 2019	2,665	→
Quarter ending June 2019	2,628	↓
Quarter ending September 2019	2,640	→
Variance since September 2018	(1.2%)	↓



ACTIVITY



Month	Adjusted Scheduled Activity (UDA)	
	2019	2020
April	225	-118
May	1,115	325
June	1,739	969
July	2,712	1,783
August	3,401	2,315
September	3,890	2,822
October	4,687	
November	5,347	
December	6,089	
January	6,549	
February	7,185	
March	7,911	
April	8,220	
May	8,220	
June	8,220	

QUALITY

	Quantity	Base Number	Contract	AT	Region	England
% of FP17s for the same patient ID Re-attending within 3 months - Children	31	528	5.9%	9.4%	11.3%	11.5%
% of FP17s for the same patient ID Re-attending within 3 months - Adults	170	973	17.5%	14.0%	14.7%	15.4%
% of FP17s for the same patient ID Re-attending between 3 & 9 months - Children	238	528	45.1%	57.4%	60.8%	59.7%
% of FP17s for the same patient ID Re-attending between 3 & 9 months - Adults	375	973	38.5%	51.1%	52.8%	51.7%
% of FP17s for Band 1 Urgent Courses	95	1,416	6.7%	8.8%	8.2%	9.2%
% of FP17s Relating to Free Repair or Replacements	8	1,416	0.6%	0.7%	0.7%	0.7%
% of FP17s Relating to Continuations	54	1,416	3.8%	0.7%	0.8%	0.8%
% of Patients satisfied with the dentistry they have received	0	0	N/A	94.3%	93.2%	93.5%
% of Patients satisfied with the time they had to wait for an appointment	0	0	N/A	88.6%	88.5%	87.4%

* This is based on patients treated on this contract for their most recent course of treatment.

Figures in italics indicate the base number of FP17s or Patient Questionnaire responses are less than 100. N/A is shown where the base number of responses is less than 10 during the period. % is calculated as Quantity/Base number*100

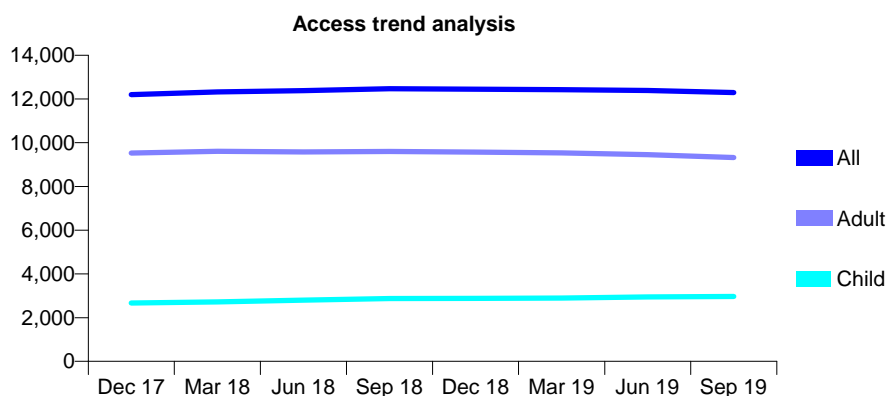
Q57 - Vital Signs At a Glance Contract Report for 107204/0001 - September 2019

Name or company name	A F Clough & T N Clough
Contract type name	GDS Contract
Purpose of contract	General
Contract start date	01/03/2008
Contract end date	

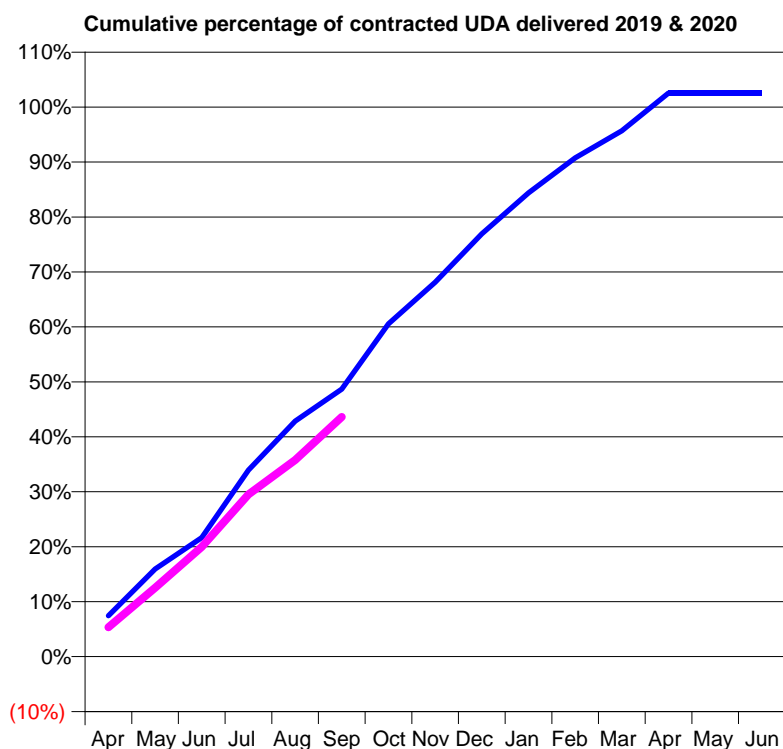
19/20 Contracted general activity (UDA)	32,083
Carry forward general activity (UDA)	-592
19/20 Contracted orthodontic activity (UOA)	0
Carry forward orthodontic activity (UOA)	0
Baseline contract value	£929,676.10

ACCESS*

Patients seen in 24 months	Total	Change since previous quarter
Quarter ending September 2018	12,471	
Quarter ending December 2018	12,446	→
Quarter ending March 2019	12,426	→
Quarter ending June 2019	12,395	→
Quarter ending September 2019	12,293	→
Variance since September 2018	(1.4%)	↓



ACTIVITY



Month	Adjusted Scheduled Activity (UDA)	
	2019	2020
April	2,202	1,717
May	4,722	4,022
June	6,407	6,400
July	10,039	9,468
August	12,671	11,476
September	14,403	13,997
October	17,914	
November	20,155	
December	22,757	
January	24,963	
February	26,851	
March	28,303	
April	30,335	
May	30,342	
June	30,331	

QUALITY

	Quantity	Base Number	Contract	AT	Region	England
% of FP17s for the same patient ID Re-attending within 3 months - Children	133	2,440	5.5%	9.4%	11.3%	11.5%
% of FP17s for the same patient ID Re-attending within 3 months - Adults	860	6,780	12.7%	14.0%	14.7%	15.4%
% of FP17s for the same patient ID Re-attending between 3 & 9 months - Children	1,485	2,440	60.9%	57.4%	60.8%	59.7%
% of FP17s for the same patient ID Re-attending between 3 & 9 months - Adults	3,651	6,780	53.8%	51.1%	52.8%	51.7%
% of FP17s for Band 1 Urgent Courses	838	8,099	10.3%	8.8%	8.2%	9.2%
% of FP17s Relating to Free Repair or Replacements	59	8,099	0.7%	0.7%	0.7%	0.7%
% of FP17s Relating to Continuations	33	8,099	0.4%	0.7%	0.8%	0.8%
% of Patients satisfied with the dentistry they have received	7	7	N/A	94.3%	93.2%	93.5%
% of Patients satisfied with the time they had to wait for an appointment	7	7	N/A	88.6%	88.5%	87.4%

* This is based on patients treated on this contract for their most recent course of treatment. Figures in italics indicate the base number of FP17s or Patient Questionnaire responses are less than 100. N/A is shown where the base number of responses is less than 10 during the period. % is calculated as Quantity/Base number*100

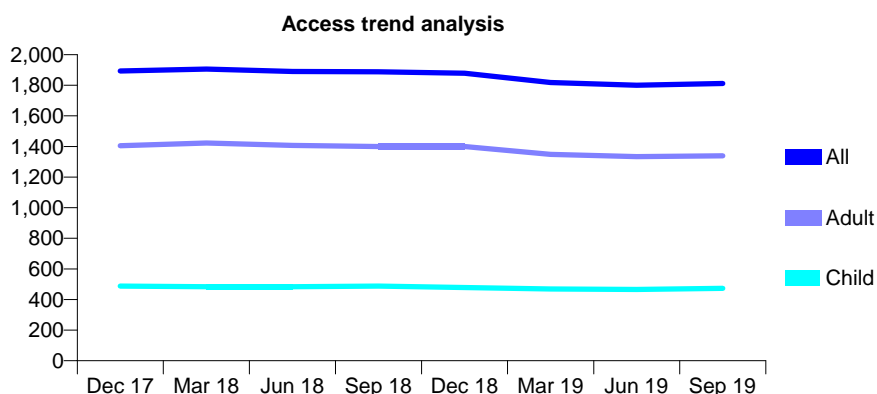
Q57 - Vital Signs At a Glance Contract Report for 108790/0001 - September 2019

Name or company name	Alexander Dental Practice
Contract type name	GDS Contract
Purpose of contract	General
Contract start date	01/09/2010
Contract end date	

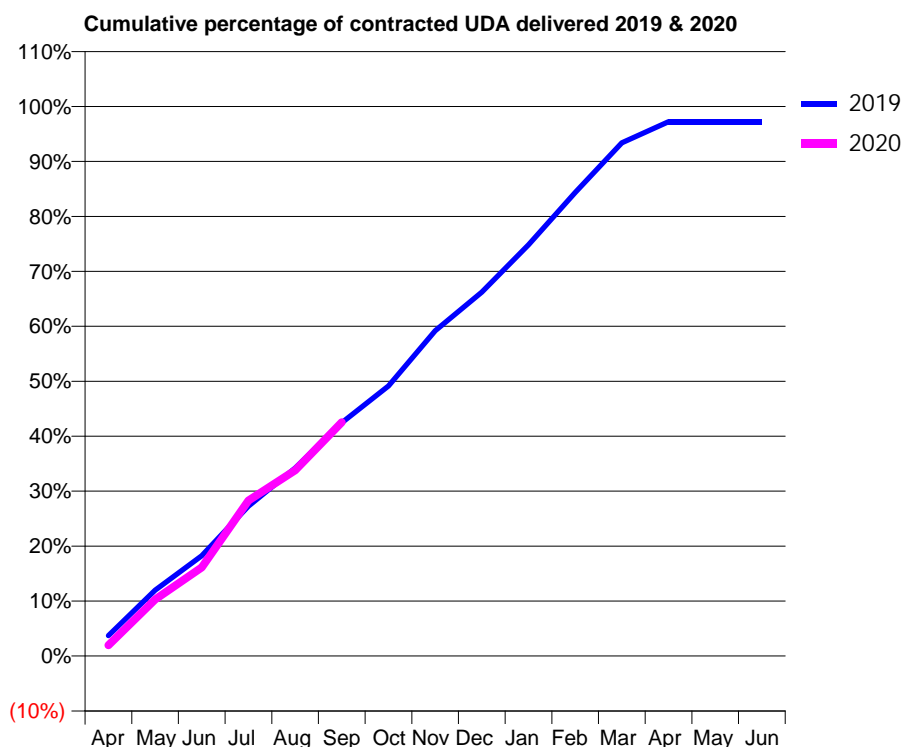
19/20 Contracted general activity (UDA)	5,000
Carry forward general activity (UDA)	139
19/20 Contracted orthodontic activity (UOA)	0
Carry forward orthodontic activity (UOA)	0
Baseline contract value	£145,638.90

ACCESS*

Patients seen in 24 months	Total	Change since previous quarter
Quarter ending September 2018	1,888	
Quarter ending December 2018	1,878	→
Quarter ending March 2019	1,818	↓
Quarter ending June 2019	1,800	→
Quarter ending September 2019	1,812	→
Variance since September 2018	(4.0%)	↓



ACTIVITY



Month	Adjusted Scheduled Activity (UDA)	
	2019	2020
April	187	98
May	598	515
June	912	806
July	1,363	1,415
August	1,710	1,689
September	2,123	2,126
October	2,458	
November	2,960	
December	3,311	
January	3,741	
February	4,218	
March	4,670	
April	4,861	
May	4,861	
June	4,861	

QUALITY

	Quantity	Base Number	Contract	AT	Region	England
% of FP17s for the same patient ID Re-attending within 3 months - Children	26	298	8.7%	9.4%	11.3%	11.5%
% of FP17s for the same patient ID Re-attending within 3 months - Adults	128	760	16.8%	14.0%	14.7%	15.4%
% of FP17s for the same patient ID Re-attending between 3 & 9 months - Children	113	298	37.9%	57.4%	60.8%	59.7%
% of FP17s for the same patient ID Re-attending between 3 & 9 months - Adults	296	760	38.9%	51.1%	52.8%	51.7%
% of FP17s for Band 1 Urgent Courses	245	986	24.8%	8.8%	8.2%	9.2%
% of FP17s Relating to Free Repair or Replacements	0	986	0.0%	0.7%	0.7%	0.7%
% of FP17s Relating to Continuations	5	986	0.5%	0.7%	0.8%	0.8%
% of Patients satisfied with the dentistry they have received	0	0	N/A	94.3%	93.2%	93.5%
% of Patients satisfied with the time they had to wait for an appointment	0	0	N/A	88.6%	88.5%	87.4%

* This is based on patients treated on this contract for their most recent course of treatment. Figures in italics indicate the base number of FP17s or Patient Questionnaire responses are less than 100. N/A is shown where the base number of responses is less than 10 during the period. % is calculated as Quantity/Base number*100

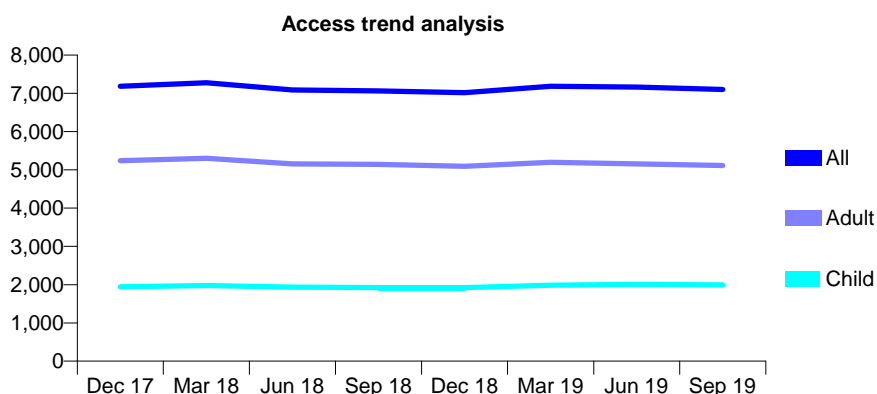
Q57 - Vital Signs At a Glance Contract Report for 109231/0001 - September 2019

Name or company name	E. Harunani & M. Kanani
Contract type name	GDS Contract
Purpose of contract	General
Contract start date	01/07/2010
Contract end date	

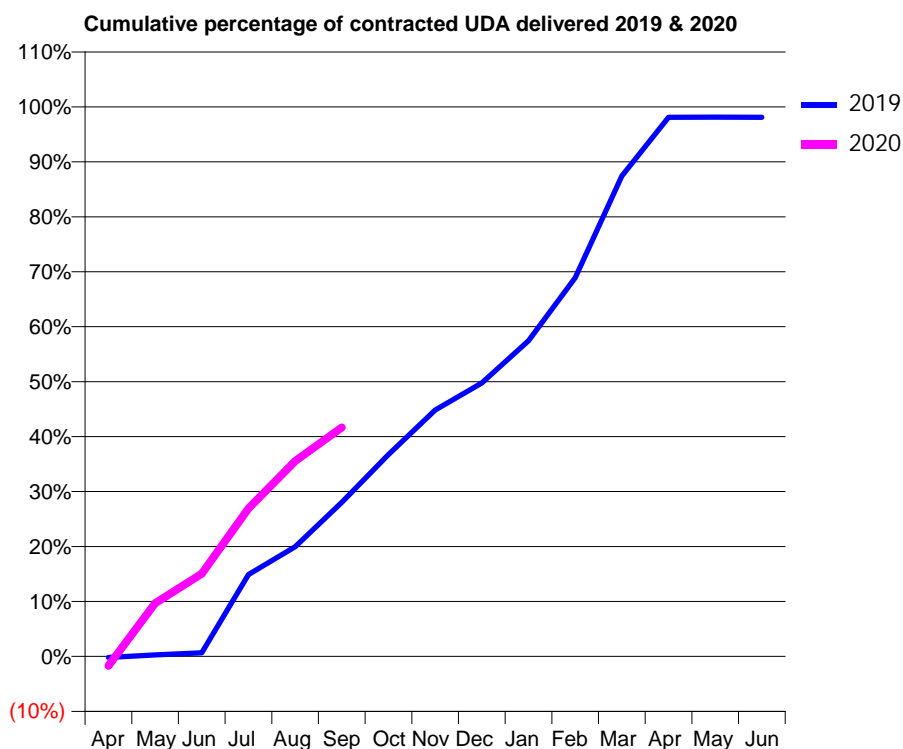
19/20 Contracted general activity (UDA)	20,850
Carry forward general activity (UDA)	395
19/20 Contracted orthodontic activity (UOA)	0
Carry forward orthodontic activity (UOA)	0
Baseline contract value	£589,633.67

ACCESS*

Patients seen in 24 months	Total	Change since previous quarter
Quarter ending September 2018	7,065	
Quarter ending December 2018	7,016	→
Quarter ending March 2019	7,182	↑
Quarter ending June 2019	7,161	→
Quarter ending September 2019	7,104	→
Variance since September 2018	0.6%	→



ACTIVITY



Month	Adjusted Scheduled Activity (UDA)	
	2019	2020
April	-44	-357
May	57	2,022
June	140	3,138
July	3,103	5,614
August	4,160	7,410
September	5,845	8,682
October	7,661	
November	9,350	
December	10,373	
January	11,981	
February	14,368	
March	18,225	
April	20,453	
May	20,457	
June	20,455	

QUALITY

	Quantity	Base Number	Contract	AT	Region	England
% of FP17s for the same patient ID Re-attending within 3 months - Children	87	1,244	7.0%	9.4%	11.3%	11.5%
% of FP17s for the same patient ID Re-attending within 3 months - Adults	423	2,845	14.9%	14.0%	14.7%	15.4%
% of FP17s for the same patient ID Re-attending between 3 & 9 months - Children	717	1,244	57.6%	57.4%	60.8%	59.7%
% of FP17s for the same patient ID Re-attending between 3 & 9 months - Adults	1,367	2,845	48.0%	51.1%	52.8%	51.7%
% of FP17s for Band 1 Urgent Courses	367	3,638	10.1%	8.8%	8.2%	9.2%
% of FP17s Relating to Free Repair or Replacements	21	3,638	0.6%	0.7%	0.7%	0.7%
% of FP17s Relating to Continuations	65	3,638	1.8%	0.7%	0.8%	0.8%
% of Patients satisfied with the dentistry they have received	5	5	N/A	94.3%	93.2%	93.5%
% of Patients satisfied with the time they had to wait for an appointment	5	5	N/A	88.6%	88.5%	87.4%

* This is based on patients treated on this contract for their most recent course of treatment. Figures in italics indicate the base number of FP17s or Patient Questionnaire responses are less than 100. N/A is shown where the base number of responses is less than 10 during the period. % is calculated as Quantity/Base number*100

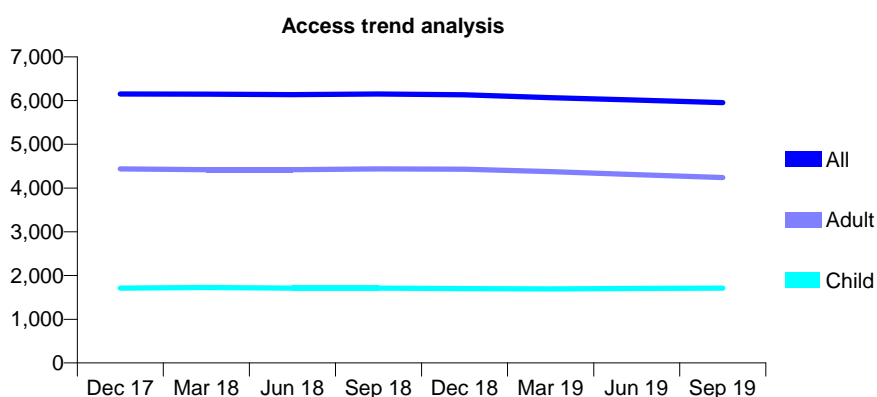
Q57 - Vital Signs At a Glance Contract Report for 109894/0001 - September 2019

Name or company name	Mr T C Patel, Mrs K Patel, Mr A Patel and N
Contract type name	GDS Contract
Purpose of contract	General
Contract start date	01/05/2011
Contract end date	

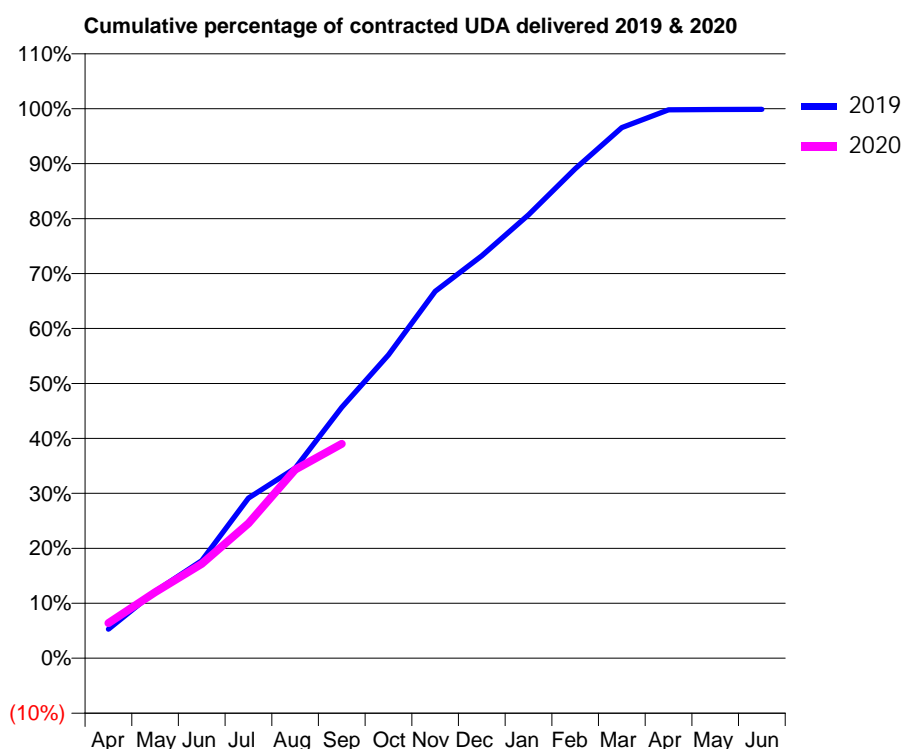
19/20 Contracted general activity (UDA)	12,994
Carry forward general activity (UDA)	17
19/20 Contracted orthodontic activity (UOA)	0
Carry forward orthodontic activity (UOA)	0
Baseline contract value	£316,976.89

ACCESS*

Patients seen in 24 months	Total	Change since previous quarter
Quarter ending September 2018	6,150	
Quarter ending December 2018	6,131	→
Quarter ending March 2019	6,069	↓
Quarter ending June 2019	6,009	→
Quarter ending September 2019	5,953	→
Variance since September 2018	(3.2%)	↓



ACTIVITY



Month	2019	2020
April	662	831
May	1,522	1,563
June	2,218	2,232
July	3,639	3,190
August	4,321	4,460
September	5,705	5,069
October	6,896	
November	8,343	
December	9,149	
January	10,080	
February	11,130	
March	12,063	
April	12,469	
May	12,474	
June	12,477	

QUALITY

	Quantity	Base Number	Contract	AT	Region	England
% of FP17s for the same patient ID Re-attending within 3 months - Children	80	1,274	6.3%	9.4%	11.3%	11.5%
% of FP17s for the same patient ID Re-attending within 3 months - Adults	356	2,723	13.1%	14.0%	14.7%	15.4%
% of FP17s for the same patient ID Re-attending between 3 & 9 months - Children	812	1,274	63.7%	57.4%	60.8%	59.7%
% of FP17s for the same patient ID Re-attending between 3 & 9 months - Adults	1,551	2,723	57.0%	51.1%	52.8%	51.7%
% of FP17s for Band 1 Urgent Courses	281	3,087	9.1%	8.8%	8.2%	9.2%
% of FP17s Relating to Free Repair or Replacements	14	3,087	0.5%	0.7%	0.7%	0.7%
% of FP17s Relating to Continuations	5	3,087	0.2%	0.7%	0.8%	0.8%
% of Patients satisfied with the dentistry they have received	0	1	N/A	94.3%	93.2%	93.5%
% of Patients satisfied with the time they had to wait for an appointment	0	1	N/A	88.6%	88.5%	87.4%

* This is based on patients treated on this contract for their most recent course of treatment.

Figures in italics indicate the base number of FP17s or Patient Questionnaire responses are less than 100. N/A is shown where the base number of responses is less than 10 during the period. % is calculated as Quantity/Base number*100

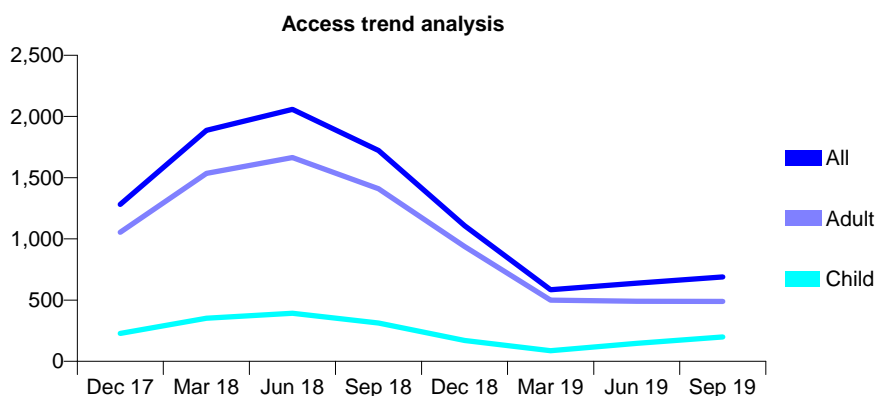
Q57 - Vital Signs At a Glance Contract Report for 109991/0001 - September 2019

Name or company name	West Mersea Dental Practice
Contract type name	GDS Contract
Purpose of contract	General
Contract start date	01/03/2014
Contract end date	

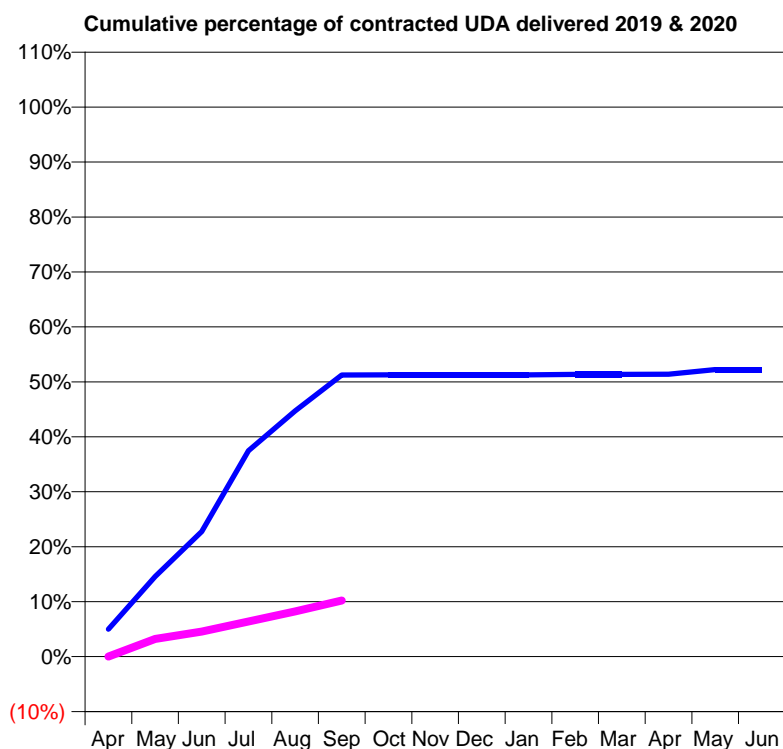
19/20 Contracted general activity (UDA)	6,975
Carry forward general activity (UDA)	0
19/20 Contracted orthodontic activity (UOA)	0
Carry forward orthodontic activity (UOA)	0
Baseline contract value	£160,385.24

ACCESS*

Patients seen in 24 months	Total	Change since previous quarter
Quarter ending September 2018	1,723	
Quarter ending December 2018	1,108	↓
Quarter ending March 2019	586	↓
Quarter ending June 2019	639	↑
Quarter ending September 2019	690	↑
Variance since September 2018	(60.0%)	↓



ACTIVITY



Month	Adjusted Scheduled Activity (UDA)	
	2019	2020
April	347	0
May	1,017	224
June	1,589	318
July	2,612	446
August	3,119	574
September	3,574	711
October	3,576	
November	3,576	
December	3,576	
January	3,576	
February	3,583	
March	3,583	
April	3,584	
May	3,644	
June	3,644	

QUALITY

	Quantity	Base Number	Contract	AT	Region	England
% of FP17s for the same patient ID Re-attending within 3 months - Children	5	154	3.2%	9.4%	11.3%	11.5%
% of FP17s for the same patient ID Re-attending within 3 months - Adults	24	292	8.2%	14.0%	14.7%	15.4%
% of FP17s for the same patient ID Re-attending between 3 & 9 months - Children	6	154	3.9%	57.4%	60.8%	59.7%
% of FP17s for the same patient ID Re-attending between 3 & 9 months - Adults	29	292	9.9%	51.1%	52.8%	51.7%
% of FP17s for Band 1 Urgent Courses	30	400	7.5%	8.8%	8.2%	9.2%
% of FP17s Relating to Free Repair or Replacements	0	400	0.0%	0.7%	0.7%	0.7%
% of FP17s Relating to Continuations	0	400	0.0%	0.7%	0.8%	0.8%
% of Patients satisfied with the dentistry they have received	0	0	N/A	94.3%	93.2%	93.5%
% of Patients satisfied with the time they had to wait for an appointment	0	0	N/A	88.6%	88.5%	87.4%

* This is based on patients treated on this contract for their most recent course of treatment. Figures in italics indicate the base number of FP17s or Patient Questionnaire responses are less than 100. N/A is shown where the base number of responses is less than 10 during the period. % is calculated as Quantity/Base number*100

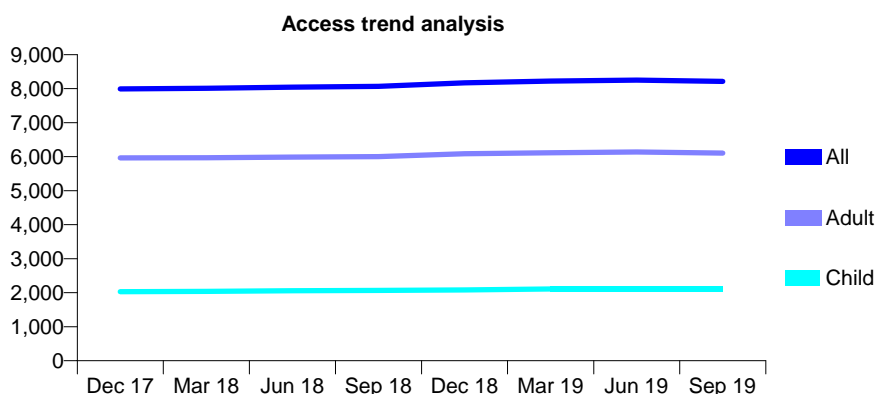
Q57 - Vital Signs At a Glance Contract Report for 110299/0002 - September 2019

Name or company name	Baddow Dental Practice
Contract type name	GDS Contract
Purpose of contract	General
Contract start date	01/07/2015
Contract end date	

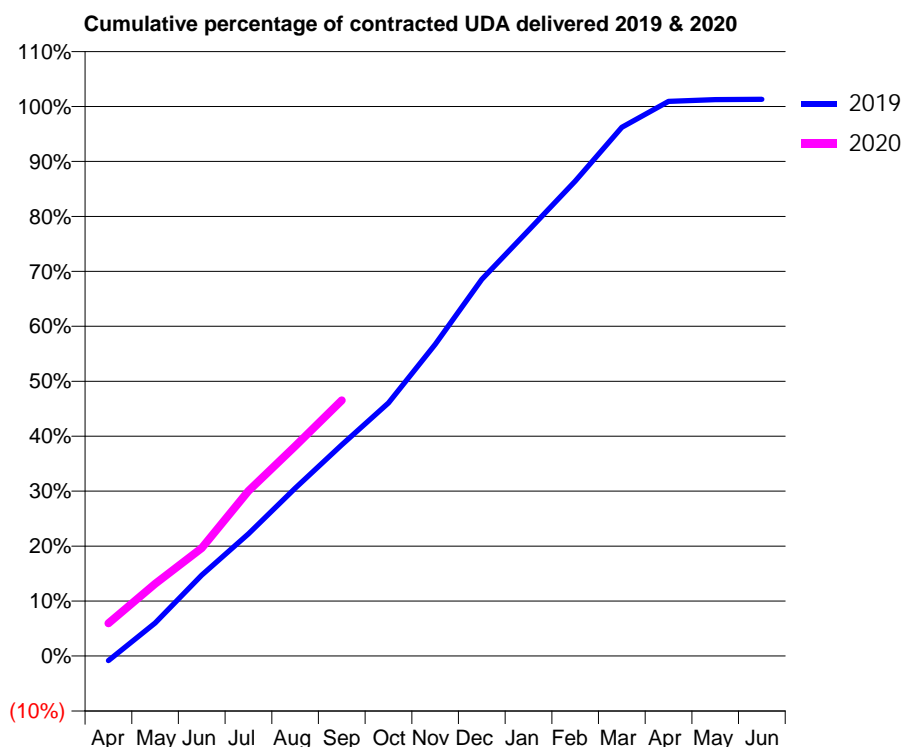
19/20 Contracted general activity (UDA)	20,473
Carry forward general activity (UDA)	-263
19/20 Contracted orthodontic activity (UOA)	0
Carry forward orthodontic activity (UOA)	0
Baseline contract value	£636,225.10

ACCESS*

Patients seen in 24 months	Total	Change since previous quarter
Quarter ending September 2018	8,069	
Quarter ending December 2018	8,172	→
Quarter ending March 2019	8,227	→
Quarter ending June 2019	8,254	→
Quarter ending September 2019	8,215	→
Variance since September 2018	1.8%	→



ACTIVITY



Month	Adjusted Scheduled Activity (UDA)	
	2019	2020
April	-173	1,219
May	1,216	2,691
June	2,975	4,022
July	4,500	6,153
August	6,178	7,818
September	7,773	9,528
October	9,319	
November	11,470	
December	13,861	
January	15,661	
February	17,480	
March	19,456	
April	20,410	
May	20,479	
June	20,486	

QUALITY

	Quantity	Base Number	Contract	AT	Region	England
% of FP17s for the same patient ID Re-attending within 3 months - Children	85	1,536	5.5%	9.4%	11.3%	11.5%
% of FP17s for the same patient ID Re-attending within 3 months - Adults	423	3,764	11.2%	14.0%	14.7%	15.4%
% of FP17s for the same patient ID Re-attending between 3 & 9 months - Children	925	1,536	60.2%	57.4%	60.8%	59.7%
% of FP17s for the same patient ID Re-attending between 3 & 9 months - Adults	1,913	3,764	50.8%	51.1%	52.8%	51.7%
% of FP17s for Band 1 Urgent Courses	444	4,845	9.2%	8.8%	8.2%	9.2%
% of FP17s Relating to Free Repair or Replacements	16	4,845	0.3%	0.7%	0.7%	0.7%
% of FP17s Relating to Continuations	13	4,845	0.3%	0.7%	0.8%	0.8%
% of Patients satisfied with the dentistry they have received	4	5	N/A	94.3%	93.2%	93.5%
% of Patients satisfied with the time they had to wait for an appointment	4	5	N/A	88.6%	88.5%	87.4%

* This is based on patients treated on this contract for their most recent course of treatment. Figures in italics indicate the base number of FP17s or Patient Questionnaire responses are less than 100. N/A is shown where the base number of responses is less than 10 during the period. % is calculated as Quantity/Base number*100

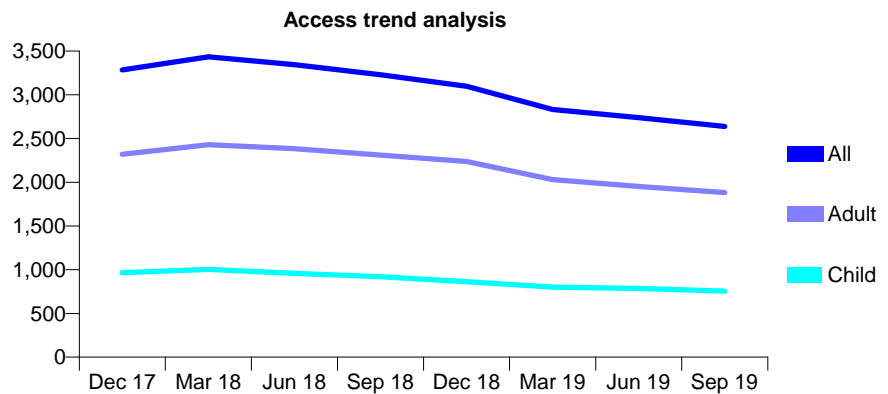
Q57 - Vital Signs At a Glance Contract Report for 110329/0001 - September 2019

Name or company name	Mr Dhamu
Contract type name	Pilot Contract
Purpose of contract	General
Contract start date	01/04/2014
Contract end date	

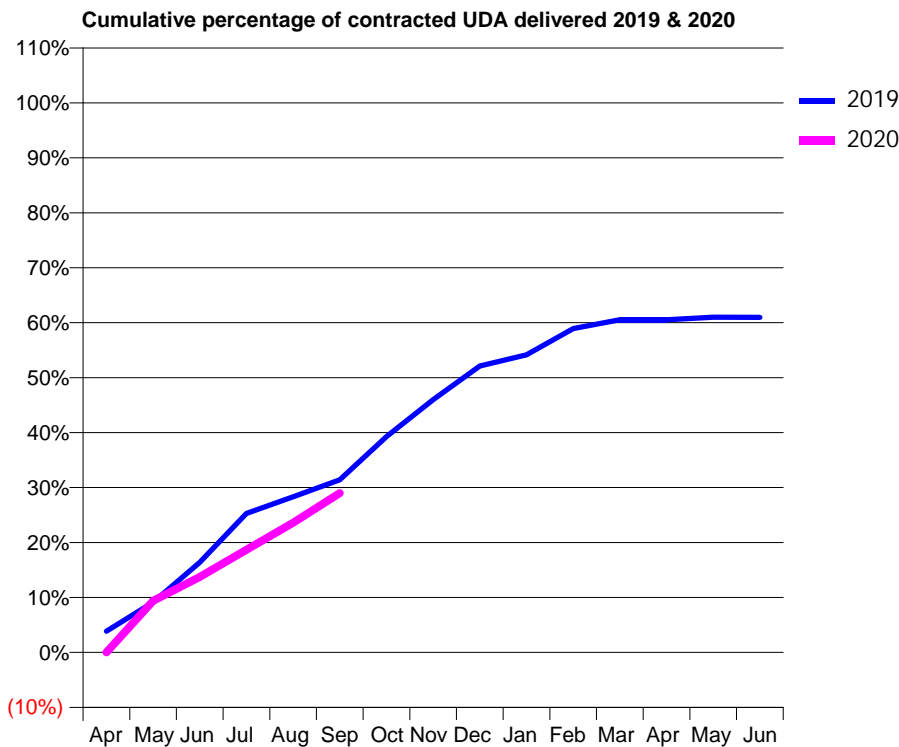
19/20 Contracted general activity (UDA)	9,860
Carry forward general activity (UDA)	0
19/20 Contracted orthodontic activity (UOA)	0
Carry forward orthodontic activity (UOA)	0
Baseline contract value	£323,430.90

ACCESS*

Patients seen in 24 months	Total	Change since previous quarter
Quarter ending September 2018	3,229	
Quarter ending December 2018	3,098	↓
Quarter ending March 2019	2,833	↓
Quarter ending June 2019	2,738	↓
Quarter ending September 2019	2,638	↓
Variance since September 2018	(18.3%)	↓



ACTIVITY



Month	2019	2020
April	381	0
May	900	927
June	1,617	1,352
July	2,494	1,843
August	2,792	2,326
September	3,098	2,858
October	3,874	
November	4,536	
December	5,138	
January	5,339	
February	5,811	
March	5,969	
April	5,969	
May	6,013	
June	6,011	

QUALITY

	Quantity	Base Number	Contract	AT	Region	England
% of FP17s for the same patient ID Re-attending within 3 months - Children	29	390	7.4%	9.4%	11.3%	11.5%
% of FP17s for the same patient ID Re-attending within 3 months - Adults	127	891	14.3%	14.0%	14.7%	15.4%
% of FP17s for the same patient ID Re-attending between 3 & 9 months - Children	78	390	20.0%	57.4%	60.8%	59.7%
% of FP17s for the same patient ID Re-attending between 3 & 9 months - Adults	212	891	23.8%	51.1%	52.8%	51.7%
% of FP17s for Band 1 Urgent Courses	197	1,265	15.6%	8.8%	8.2%	9.2%
% of FP17s Relating to Free Repair or Replacements	1	1,265	0.1%	0.7%	0.7%	0.7%
% of FP17s Relating to Continuations	0	1,265	0.0%	0.7%	0.8%	0.8%
% of Patients satisfied with the dentistry they have received	2	2	N/A	94.3%	93.2%	93.5%
% of Patients satisfied with the time they had to wait for an appointment	1	2	N/A	88.6%	88.5%	87.4%

* This is based on patients treated on this contract for their most recent course of treatment. Figures in italics indicate the base number of FP17s or Patient Questionnaire responses are less than 100. N/A is shown where the base number of responses is less than 10 during the period. % is calculated as Quantity/Base number*100

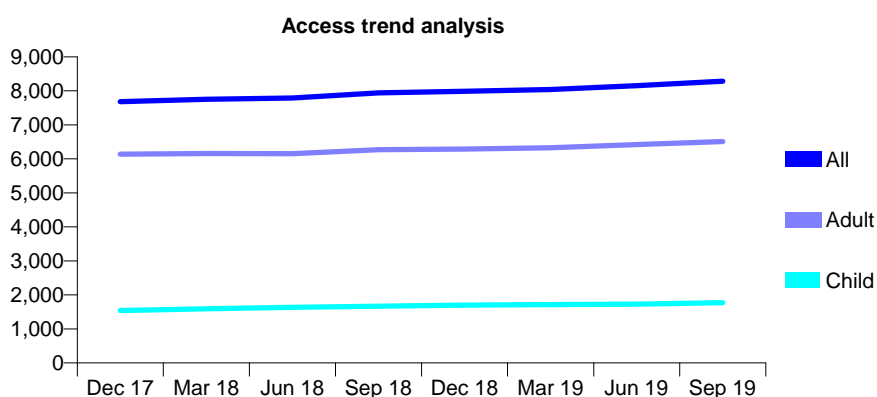
Q57 - Vital Signs At a Glance Contract Report for 111074/0001 - September 2019

Name or company name	Cygnets Dental Practice
Contract type name	GDS Contract
Purpose of contract	General
Contract start date	01/04/2015
Contract end date	

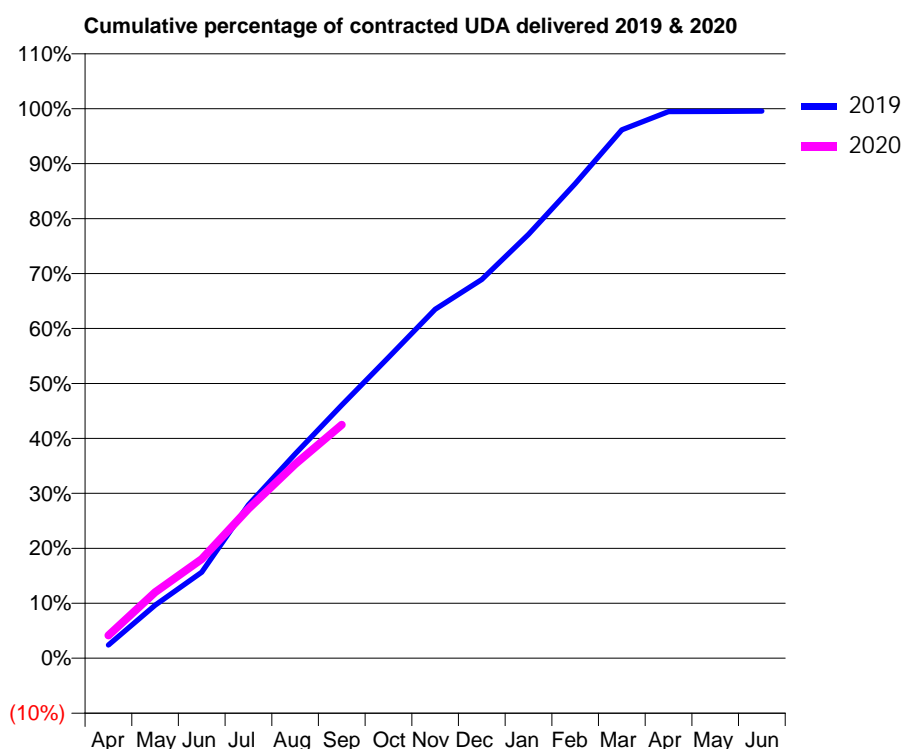
19/20 Contracted general activity (UDA)	21,884
Carry forward general activity (UDA)	95
19/20 Contracted orthodontic activity (UOA)	0
Carry forward orthodontic activity (UOA)	0
Baseline contract value	£544,612.28

ACCESS*

Patients seen in 24 months	Total	Change since previous quarter
Quarter ending September 2018	7,942	
Quarter ending December 2018	7,989	→
Quarter ending March 2019	8,041	→
Quarter ending June 2019	8,153	→
Quarter ending September 2019	8,284	→
Variance since September 2018	4.3%	↑



ACTIVITY



Month	2019	2020
April	530	912
May	2,113	2,629
June	3,428	3,950
July	6,109	5,952
August	8,140	7,731
September	10,078	9,297
October	11,980	
November	13,894	
December	15,077	
January	16,879	
February	18,898	
March	21,038	
April	21,766	
May	21,771	
June	21,789	

QUALITY

	Quantity	Base Number	Contract	AT	Region	England
% of FP17s for the same patient ID Re-attending within 3 months - Children	67	1,304	5.1%	9.4%	11.3%	11.5%
% of FP17s for the same patient ID Re-attending within 3 months - Adults	456	4,146	11.0%	14.0%	14.7%	15.4%
% of FP17s for the same patient ID Re-attending between 3 & 9 months - Children	820	1,304	62.9%	57.4%	60.8%	59.7%
% of FP17s for the same patient ID Re-attending between 3 & 9 months - Adults	2,212	4,146	53.4%	51.1%	52.8%	51.7%
% of FP17s for Band 1 Urgent Courses	702	5,053	13.9%	8.8%	8.2%	9.2%
% of FP17s Relating to Free Repair or Replacements	14	5,053	0.3%	0.7%	0.7%	0.7%
% of FP17s Relating to Continuations	11	5,053	0.2%	0.7%	0.8%	0.8%
% of Patients satisfied with the dentistry they have received	4	5	N/A	94.3%	93.2%	93.5%
% of Patients satisfied with the time they had to wait for an appointment	4	5	N/A	88.6%	88.5%	87.4%

* This is based on patients treated on this contract for their most recent course of treatment. Figures in italics indicate the base number of FP17s or Patient Questionnaire responses are less than 100. N/A is shown where the base number of responses is less than 10 during the period. % is calculated as Quantity/Base number*100

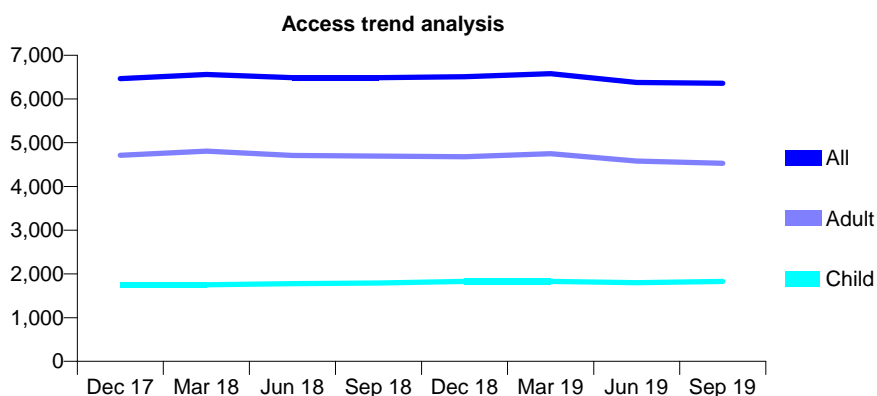
Q57 - Vital Signs At a Glance Contract Report for 114944/0001 - September 2019

Name or company name	Hockley Dental Care
Contract type name	GDS Contract
Purpose of contract	General
Contract start date	01/10/2010
Contract end date	

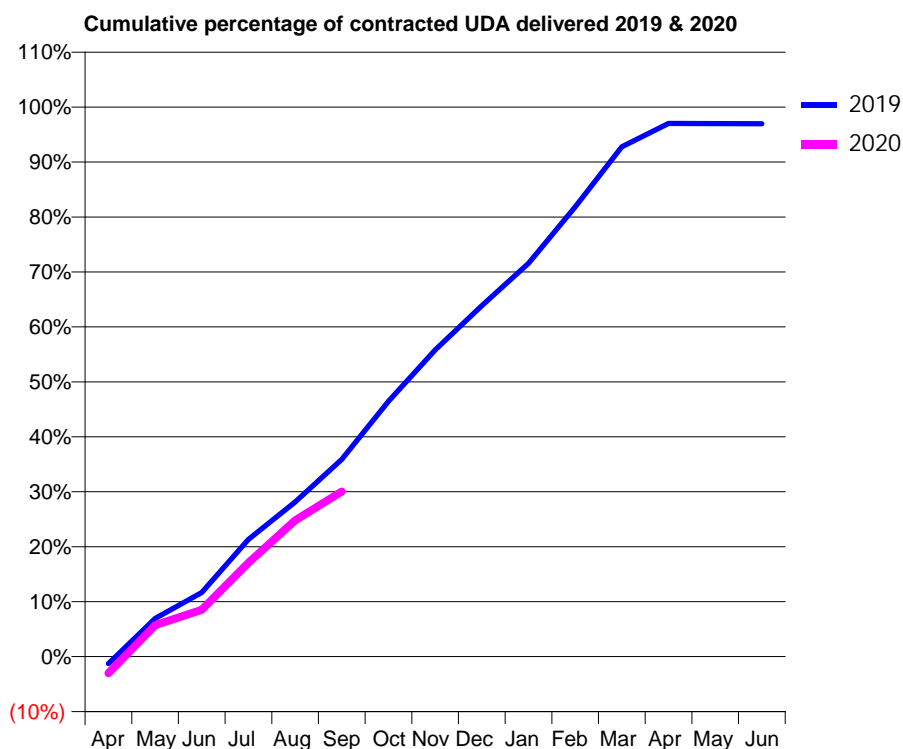
19/20 Contracted general activity (UDA)	18,150
Carry forward general activity (UDA)	552
19/20 Contracted orthodontic activity (UOA)	0
Carry forward orthodontic activity (UOA)	0
Baseline contract value	£451,724.80

ACCESS*

Patients seen in 24 months	Total	Change since previous quarter
Quarter ending September 2018	6,485	
Quarter ending December 2018	6,511	→
Quarter ending March 2019	6,579	→
Quarter ending June 2019	6,380	↓
Quarter ending September 2019	6,359	→
Variance since September 2018	(1.9%)	↓



ACTIVITY



Month	Adjusted Scheduled Activity (UDA)	
	2019	2020
April	-237	-552
May	1,262	1,037
June	2,118	1,550
July	3,875	3,103
August	5,111	4,498
September	6,516	5,453
October	8,432	
November	10,128	
December	11,590	
January	12,990	
February	14,855	
March	16,835	
April	17,605	
May	17,601	
June	17,598	

QUALITY

	Quantity	Base Number	Contract	AT	Region	England
% of FP17s for the same patient ID Re-attending within 3 months - Children	78	1,139	6.8%	9.4%	11.3%	11.5%
% of FP17s for the same patient ID Re-attending within 3 months - Adults	261	2,234	11.7%	14.0%	14.7%	15.4%
% of FP17s for the same patient ID Re-attending between 3 & 9 months - Children	653	1,139	57.3%	57.4%	60.8%	59.7%
% of FP17s for the same patient ID Re-attending between 3 & 9 months - Adults	1,113	2,234	49.8%	51.1%	52.8%	51.7%
% of FP17s for Band 1 Urgent Courses	374	3,025	12.4%	8.8%	8.2%	9.2%
% of FP17s Relating to Free Repair or Replacements	16	3,025	0.5%	0.7%	0.7%	0.7%
% of FP17s Relating to Continuations	4	3,025	0.1%	0.7%	0.8%	0.8%
% of Patients satisfied with the dentistry they have received	3	3	N/A	94.3%	93.2%	93.5%
% of Patients satisfied with the time they had to wait for an appointment	3	3	N/A	88.6%	88.5%	87.4%

* This is based on patients treated on this contract for their most recent course of treatment. Figures in italics indicate the base number of FP17s or Patient Questionnaire responses are less than 100. N/A is shown where the base number of responses is less than 10 during the period. % is calculated as Quantity/Base number*100

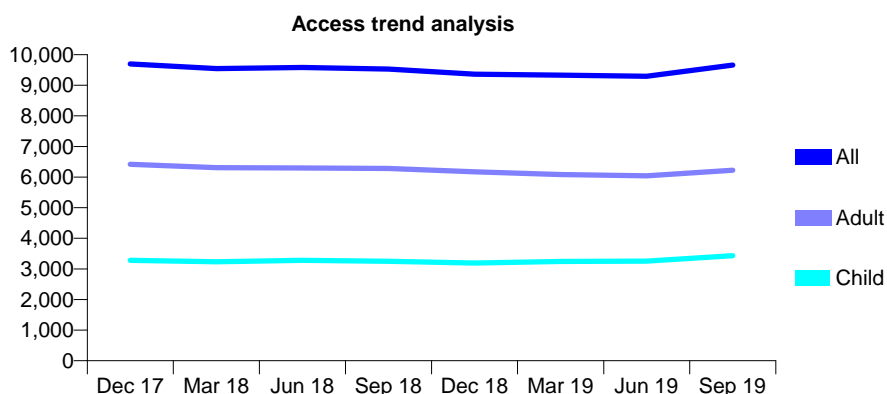
Q57 - Vital Signs At a Glance Contract Report for 116432/0001 - September 2019

Name or company name	Ghabai and Hemmati
Contract type name	GDS Contract
Purpose of contract	General
Contract start date	01/04/2006
Contract end date	

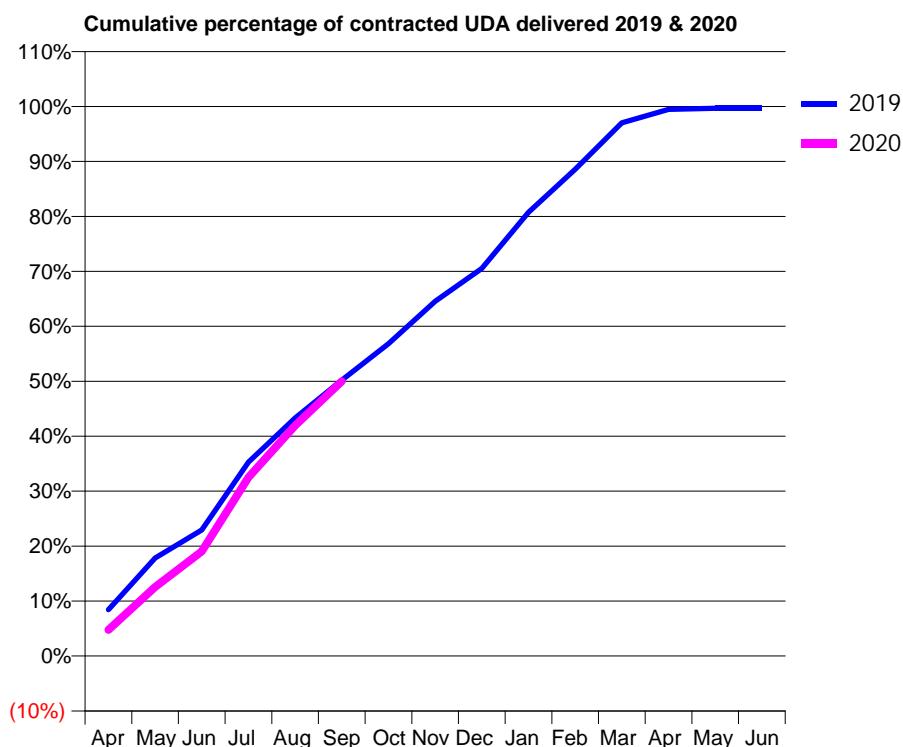
19/20 Contracted general activity (UDA)	26,845
Carry forward general activity (UDA)	86
19/20 Contracted orthodontic activity (UOA)	0
Carry forward orthodontic activity (UOA)	0
Baseline contract value	£897,549.32

ACCESS*

Patients seen in 24 months	Total	Change since previous quarter
Quarter ending September 2018	9,531	
Quarter ending December 2018	9,360	↓
Quarter ending March 2019	9,330	→
Quarter ending June 2019	9,295	→
Quarter ending September 2019	9,656	↑
Variance since September 2018	1.3%	→



ACTIVITY



Month	Adjusted Scheduled Activity (UDA)	
	2019	2020
April	2,262	1,281
May	4,790	3,375
June	6,160	5,108
July	9,466	8,734
August	11,630	11,263
September	13,478	13,425
October	15,256	
November	17,334	
December	18,925	
January	21,677	
February	23,780	
March	26,049	
April	26,696	
May	26,760	
June	26,759	

QUALITY

	Quantity	Base Number	Contract	AT	Region	England
% of FP17s for the same patient ID Re-attending within 3 months - Children	185	2,448	7.6%	9.4%	11.3%	11.5%
% of FP17s for the same patient ID Re-attending within 3 months - Adults	344	3,255	10.6%	14.0%	14.7%	15.4%
% of FP17s for the same patient ID Re-attending between 3 & 9 months - Children	1,166	2,448	47.6%	57.4%	60.8%	59.7%
% of FP17s for the same patient ID Re-attending between 3 & 9 months - Adults	1,136	3,255	34.9%	51.1%	52.8%	51.7%
% of FP17s for Band 1 Urgent Courses	221	5,411	4.1%	8.8%	8.2%	9.2%
% of FP17s Relating to Free Repair or Replacements	8	5,411	0.1%	0.7%	0.7%	0.7%
% of FP17s Relating to Continuations	2	5,411	0.0%	0.7%	0.8%	0.8%
% of Patients satisfied with the dentistry they have received	10	13	76.9%	94.3%	93.2%	93.5%
% of Patients satisfied with the time they had to wait for an appointment	10	13	76.9%	88.6%	88.5%	87.4%

* This is based on patients treated on this contract for their most recent course of treatment. Figures in italics indicate the base number of FP17s or Patient Questionnaire responses are less than 100. N/A is shown where the base number of responses is less than 10 during the period. % is calculated as Quantity/Base number*100

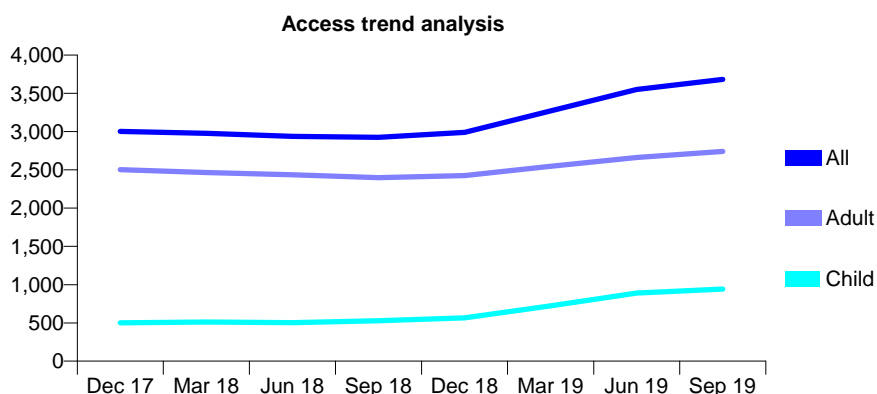
Q57 - Vital Signs At a Glance Contract Report for 116610/0001 - September 2019

Name or company name	M Duncan & KS Singh
Contract type name	GDS Contract
Purpose of contract	General
Contract start date	01/04/2014
Contract end date	

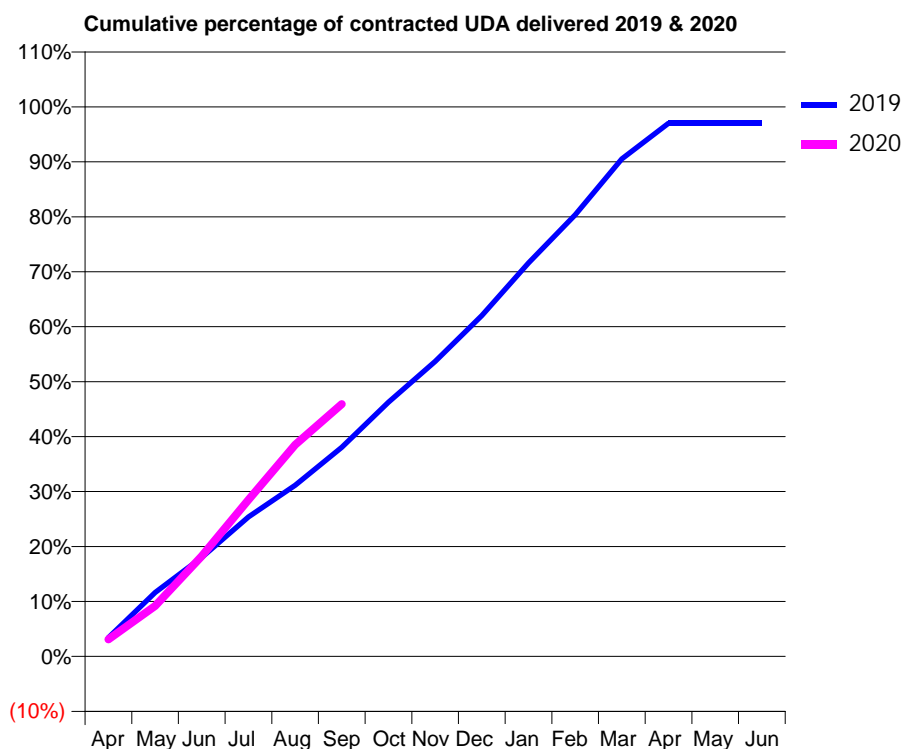
19/20 Contracted general activity (UDA)	10,925
Carry forward general activity (UDA)	0
19/20 Contracted orthodontic activity (UOA)	0
Carry forward orthodontic activity (UOA)	0
Baseline contract value	£305,575.49

ACCESS*

Patients seen in 24 months	Total	Change since previous quarter
Quarter ending September 2018	2,925	
Quarter ending December 2018	2,990	↑
Quarter ending March 2019	3,270	↑
Quarter ending June 2019	3,551	↑
Quarter ending September 2019	3,682	↑
Variance since September 2018	25.9%	↑



ACTIVITY



Month	Adjusted Scheduled Activity (UDA)	
	2019	2020
April	316	338
May	1,066	1,003
June	1,651	1,992
July	2,327	3,114
August	2,856	4,209
September	3,491	5,017
October	4,241	
November	4,923	
December	5,685	
January	6,563	
February	7,367	
March	8,299	
April	8,896	
May	8,896	
June	8,896	

QUALITY

	Quantity	Base Number	Contract	AT	Region	England
% of FP17s for the same patient ID Re-attending within 3 months - Children	42	873	4.8%	9.4%	11.3%	11.5%
% of FP17s for the same patient ID Re-attending within 3 months - Adults	281	1,845	15.2%	14.0%	14.7%	15.4%
% of FP17s for the same patient ID Re-attending between 3 & 9 months - Children	322	873	36.9%	57.4%	60.8%	59.7%
% of FP17s for the same patient ID Re-attending between 3 & 9 months - Adults	538	1,845	29.2%	51.1%	52.8%	51.7%
% of FP17s for Band 1 Urgent Courses	213	2,415	8.8%	8.8%	8.2%	9.2%
% of FP17s Relating to Free Repair or Replacements	29	2,415	1.2%	0.7%	0.7%	0.7%
% of FP17s Relating to Continuations	54	2,415	2.2%	0.7%	0.8%	0.8%
% of Patients satisfied with the dentistry they have received	1	1	N/A	94.3%	93.2%	93.5%
% of Patients satisfied with the time they had to wait for an appointment	0	1	N/A	88.6%	88.5%	87.4%

* This is based on patients treated on this contract for their most recent course of treatment. Figures in italics indicate the base number of FP17s or Patient Questionnaire responses are less than 100. N/A is shown where the base number of responses is less than 10 during the period. % is calculated as Quantity/Base number*100

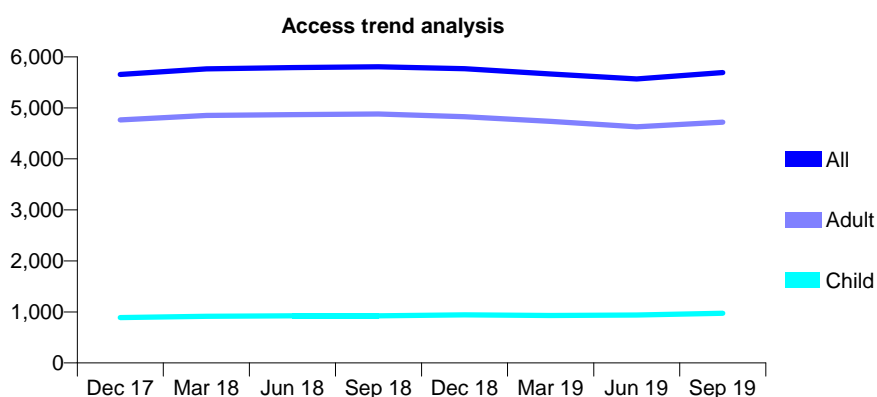
Q57 - Vital Signs At a Glance Contract Report for 117676/0001 - September 2019

Name or company name	The Loughton Dental Practice
Contract type name	GDS Contract
Purpose of contract	General
Contract start date	31/03/2013
Contract end date	

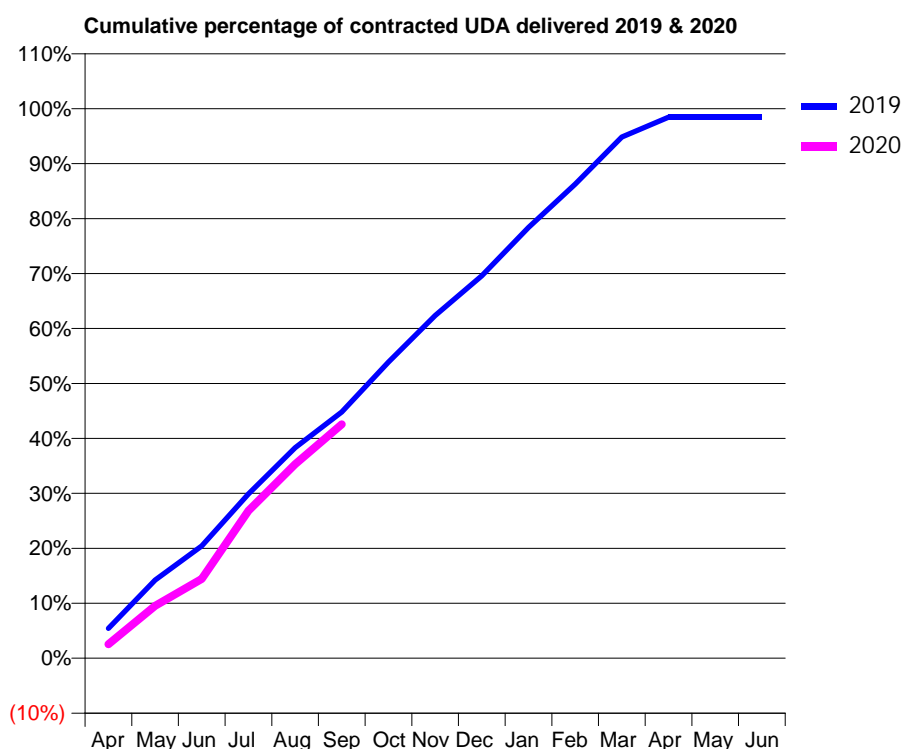
19/20 Contracted general activity (UDA)	16,827
Carry forward general activity (UDA)	263
19/20 Contracted orthodontic activity (UOA)	0
Carry forward orthodontic activity (UOA)	0
Baseline contract value	£431,393.50

ACCESS*

Patients seen in 24 months	Total	Change since previous quarter
Quarter ending September 2018	5,805	
Quarter ending December 2018	5,769	→
Quarter ending March 2019	5,664	↓
Quarter ending June 2019	5,568	↓
Quarter ending September 2019	5,692	↑
Variance since September 2018	(1.9%)	↓



ACTIVITY



Month	2019	2020
April	917	429
May	2,393	1,607
June	3,435	2,426
July	5,033	4,520
August	6,444	5,945
September	7,540	7,161
October	9,069	
November	10,497	
December	11,710	
January	13,193	
February	14,518	
March	15,959	
April	16,563	
May	16,564	
June	16,564	

QUALITY

	Quantity	Base Number	Contract	AT	Region	England
% of FP17s for the same patient ID Re-attending within 3 months - Children	22	772	2.8%	9.4%	11.3%	11.5%
% of FP17s for the same patient ID Re-attending within 3 months - Adults	408	3,688	11.1%	14.0%	14.7%	15.4%
% of FP17s for the same patient ID Re-attending between 3 & 9 months - Children	540	772	69.9%	57.4%	60.8%	59.7%
% of FP17s for the same patient ID Re-attending between 3 & 9 months - Adults	2,488	3,688	67.5%	51.1%	52.8%	51.7%
% of FP17s for Band 1 Urgent Courses	239	4,150	5.8%	8.8%	8.2%	9.2%
% of FP17s Relating to Free Repair or Replacements	19	4,150	0.5%	0.7%	0.7%	0.7%
% of FP17s Relating to Continuations	16	4,150	0.4%	0.7%	0.8%	0.8%
% of Patients satisfied with the dentistry they have received	7	7	N/A	94.3%	93.2%	93.5%
% of Patients satisfied with the time they had to wait for an appointment	7	7	N/A	88.6%	88.5%	87.4%

* This is based on patients treated on this contract for their most recent course of treatment.

Figures in italics indicate the base number of FP17s or Patient Questionnaire responses are less than 100. N/A is shown where the base number of responses is less than 10 during the period. % is calculated as Quantity/Base number*100

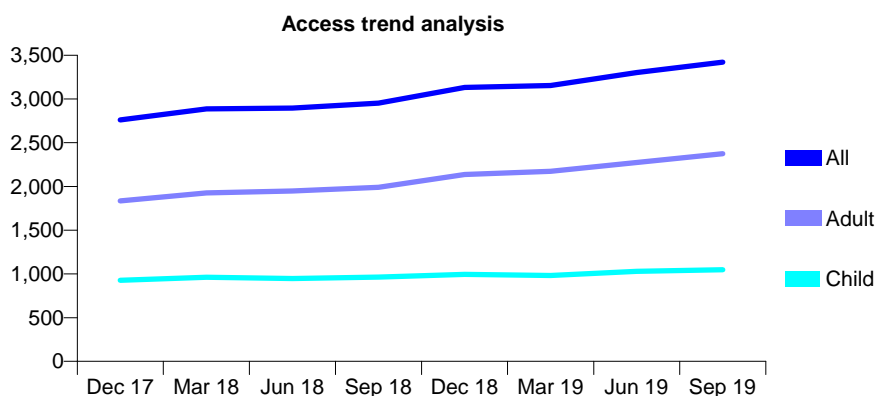
Q57 - Vital Signs At a Glance Contract Report for 118028/0001 - September 2019

Name or company name	Zen Clinic Limited
Contract type name	GDS Contract
Purpose of contract	General
Contract start date	08/06/2010
Contract end date	

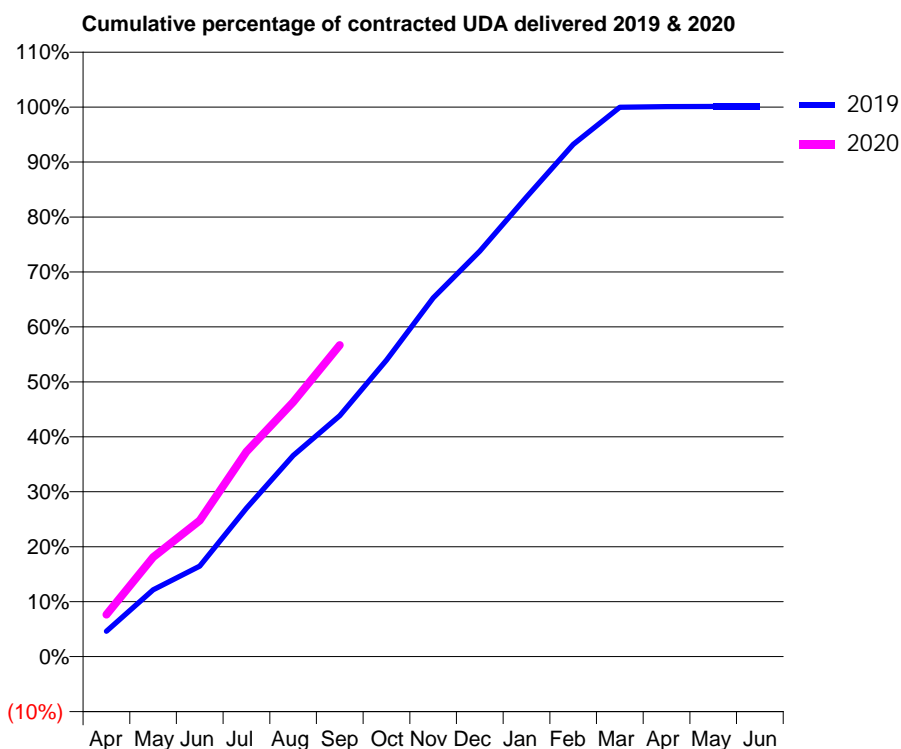
19/20 Contracted general activity (UDA)	8,248
Carry forward general activity (UDA)	-8
19/20 Contracted orthodontic activity (UOA)	0
Carry forward orthodontic activity (UOA)	0
Baseline contract value	£234,580.45

ACCESS*

Patients seen in 24 months	Total	Change since previous quarter
Quarter ending September 2018	2,954	
Quarter ending December 2018	3,131	↑
Quarter ending March 2019	3,155	→
Quarter ending June 2019	3,303	↑
Quarter ending September 2019	3,422	↑
Variance since September 2018	15.8%	↑



ACTIVITY



Month	Adjusted Scheduled Activity (UDA)	
	2019	2020
April	380	631
May	1,004	1,491
June	1,359	2,043
July	2,229	3,074
August	3,016	3,821
September	3,617	4,676
October	4,450	
November	5,384	
December	6,086	
January	6,899	
February	7,687	
March	8,245	
April	8,253	
May	8,256	
June	8,256	

QUALITY

	Quantity	Base Number	Contract	AT	Region	England
% of FP17s for the same patient ID Re-attending within 3 months - Children	52	875	5.9%	9.4%	11.3%	11.5%
% of FP17s for the same patient ID Re-attending within 3 months - Adults	176	1,770	9.9%	14.0%	14.7%	15.4%
% of FP17s for the same patient ID Re-attending between 3 & 9 months - Children	528	875	60.3%	57.4%	60.8%	59.7%
% of FP17s for the same patient ID Re-attending between 3 & 9 months - Adults	1,016	1,770	57.4%	51.1%	52.8%	51.7%
% of FP17s for Band 1 Urgent Courses	98	2,634	3.7%	8.8%	8.2%	9.2%
% of FP17s Relating to Free Repair or Replacements	9	2,634	0.3%	0.7%	0.7%	0.7%
% of FP17s Relating to Continuations	14	2,634	0.5%	0.7%	0.8%	0.8%
% of Patients satisfied with the dentistry they have received	2	2	N/A	94.3%	93.2%	93.5%
% of Patients satisfied with the time they had to wait for an appointment	1	2	N/A	88.6%	88.5%	87.4%

* This is based on patients treated on this contract for their most recent course of treatment. Figures in italics indicate the base number of FP17s or Patient Questionnaire responses are less than 100. N/A is shown where the base number of responses is less than 10 during the period. % is calculated as Quantity/Base number*100

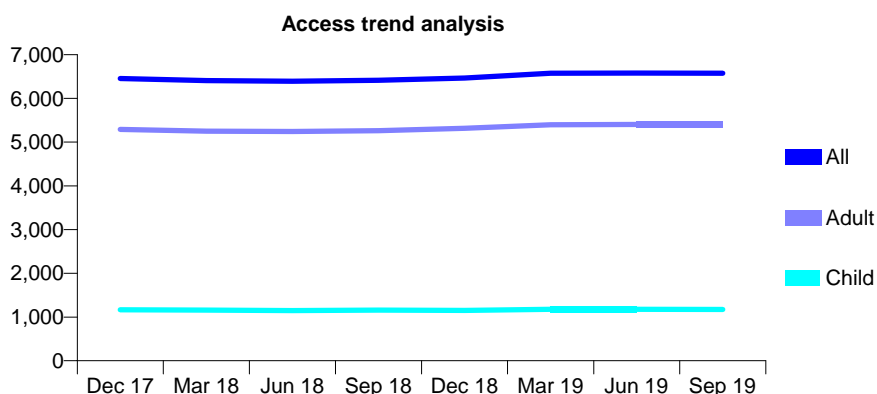
Q57 - Vital Signs At a Glance Contract Report for 119261/0001 - September 2019

Name or company name	Tiptree Dental Surgery
Contract type name	GDS Contract
Purpose of contract	General and Orthodontic
Contract start date	01/05/2014
Contract end date	

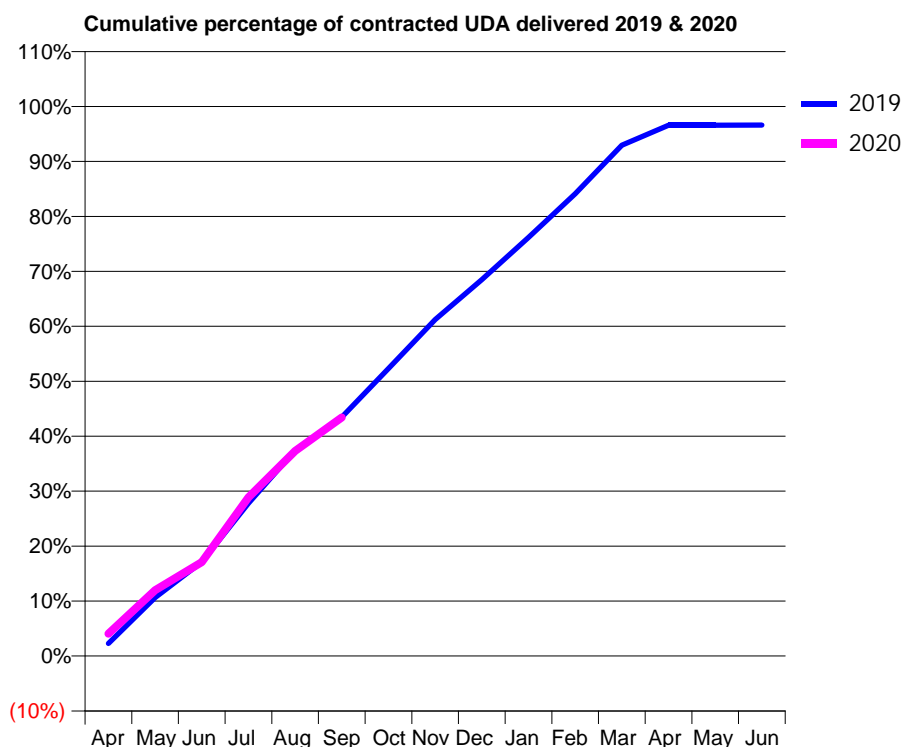
19/20 Contracted general activity (UDA)	17,496
Carry forward general activity (UDA)	0
19/20 Contracted orthodontic activity (UOA)	592
Carry forward orthodontic activity (UOA)	6
Baseline contract value	£827,746.78

ACCESS*

Patients seen in 24 months	Total	Change since previous quarter
Quarter ending September 2018	6,417	
Quarter ending December 2018	6,464	→
Quarter ending March 2019	6,574	→
Quarter ending June 2019	6,577	→
Quarter ending September 2019	6,575	→
Variance since September 2018	2.5%	↑



ACTIVITY



Month	Adjusted Scheduled Activity (UDA)	
	2019	2020
April	399	710
May	1,864	2,097
June	2,997	2,985
July	4,865	5,051
August	6,551	6,527
September	7,608	7,593
October	9,152	
November	10,712	
December	11,978	
January	13,323	
February	14,718	
March	16,263	
April	16,899	
May	16,902	
June	16,904	

QUALITY

	Quantity	Base Number	Contract	AT	Region	England
% of FP17s for the same patient ID Re-attending within 3 months - Children	60	834	7.2%	9.4%	11.3%	11.5%
% of FP17s for the same patient ID Re-attending within 3 months - Adults	388	2,919	13.3%	14.0%	14.7%	15.4%
% of FP17s for the same patient ID Re-attending between 3 & 9 months - Children	428	834	51.3%	57.4%	60.8%	59.7%
% of FP17s for the same patient ID Re-attending between 3 & 9 months - Adults	842	2,919	28.8%	51.1%	52.8%	51.7%
% of FP17s for Band 1 Urgent Courses	333	3,490	9.5%	8.8%	8.2%	9.2%
% of FP17s Relating to Free Repair or Replacements	48	3,490	1.4%	0.7%	0.7%	0.7%
% of FP17s Relating to Continuations	17	3,490	0.5%	0.7%	0.8%	0.8%
% of Patients satisfied with the dentistry they have received	1	1	N/A	94.3%	93.2%	93.5%
% of Patients satisfied with the time they had to wait for an appointment	1	1	N/A	88.6%	88.5%	87.4%

* This is based on patients treated on this contract for their most recent course of treatment. Figures in italics indicate the base number of FP17s or Patient Questionnaire responses are less than 100. N/A is shown where the base number of responses is less than 10 during the period. % is calculated as Quantity/Base number*100

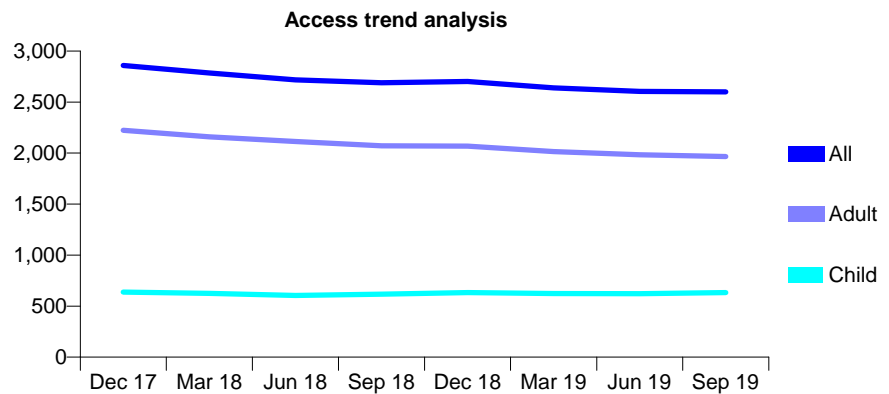
Q57 - Vital Signs At a Glance Contract Report for 119458/0001 - September 2019

Name or company name	Cyrus Kafian
Contract type name	GDS Contract
Purpose of contract	General
Contract start date	01/04/2006
Contract end date	

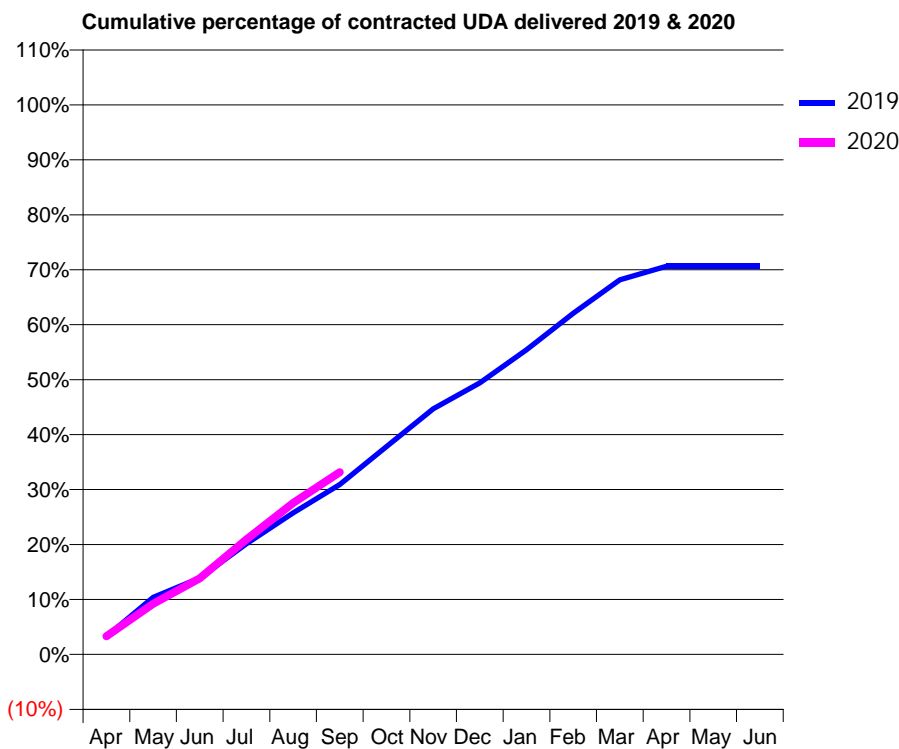
19/20 Contracted general activity (UDA)	9,524
Carry forward general activity (UDA)	0
19/20 Contracted orthodontic activity (UOA)	0
Carry forward orthodontic activity (UOA)	0
Baseline contract value	£252,226.47

ACCESS*

Patients seen in 24 months	Total	Change since previous quarter
Quarter ending September 2018	2,689	
Quarter ending December 2018	2,701	→
Quarter ending March 2019	2,639	↓
Quarter ending June 2019	2,605	↓
Quarter ending September 2019	2,600	→
Variance since September 2018	(3.3%)	↓



ACTIVITY



Month	2019	2020
April	313	315
May	988	878
June	1,325	1,319
July	1,919	1,993
August	2,453	2,624
September	2,943	3,158
October	3,602	
November	4,255	
December	4,707	
January	5,279	
February	5,914	
March	6,492	
April	6,728	
May	6,728	
June	6,728	

QUALITY

	Quantity	Base Number	Contract	AT	Region	England
% of FP17s for the same patient ID Re-attending within 3 months - Children	15	349	4.3%	9.4%	11.3%	11.5%
% of FP17s for the same patient ID Re-attending within 3 months - Adults	151	1,093	13.8%	14.0%	14.7%	15.4%
% of FP17s for the same patient ID Re-attending between 3 & 9 months - Children	126	349	36.1%	57.4%	60.8%	59.7%
% of FP17s for the same patient ID Re-attending between 3 & 9 months - Adults	460	1,093	42.1%	51.1%	52.8%	51.7%
% of FP17s for Band 1 Urgent Courses	114	1,345	8.5%	8.8%	8.2%	9.2%
% of FP17s Relating to Free Repair or Replacements	25	1,345	1.9%	0.7%	0.7%	0.7%
% of FP17s Relating to Continuations	16	1,345	1.2%	0.7%	0.8%	0.8%
% of Patients satisfied with the dentistry they have received	1	1	N/A	94.3%	93.2%	93.5%
% of Patients satisfied with the time they had to wait for an appointment	1	1	N/A	88.6%	88.5%	87.4%

* This is based on patients treated on this contract for their most recent course of treatment. Figures in italics indicate the base number of FP17s or Patient Questionnaire responses are less than 100. N/A is shown where the base number of responses is less than 10 during the period. % is calculated as Quantity/Base number*100

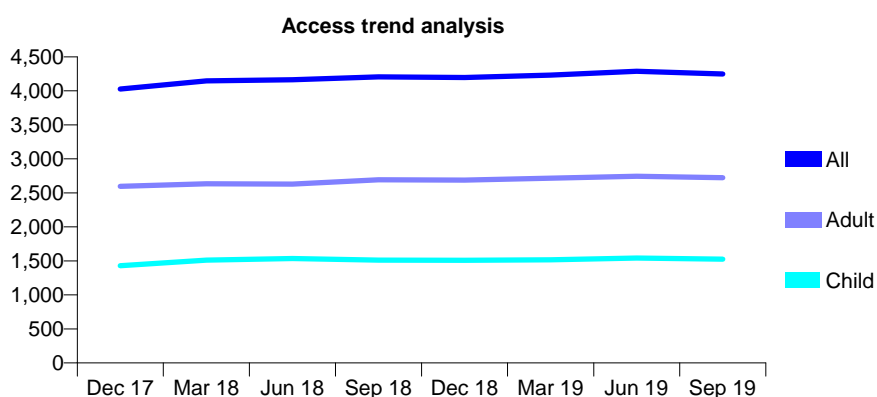
Q57 - Vital Signs At a Glance Contract Report for 121029/0001 - September 2019

Name or company name	Charybdis & Scylla Ltd
Contract type name	GDS Contract
Purpose of contract	General
Contract start date	17/04/2007
Contract end date	

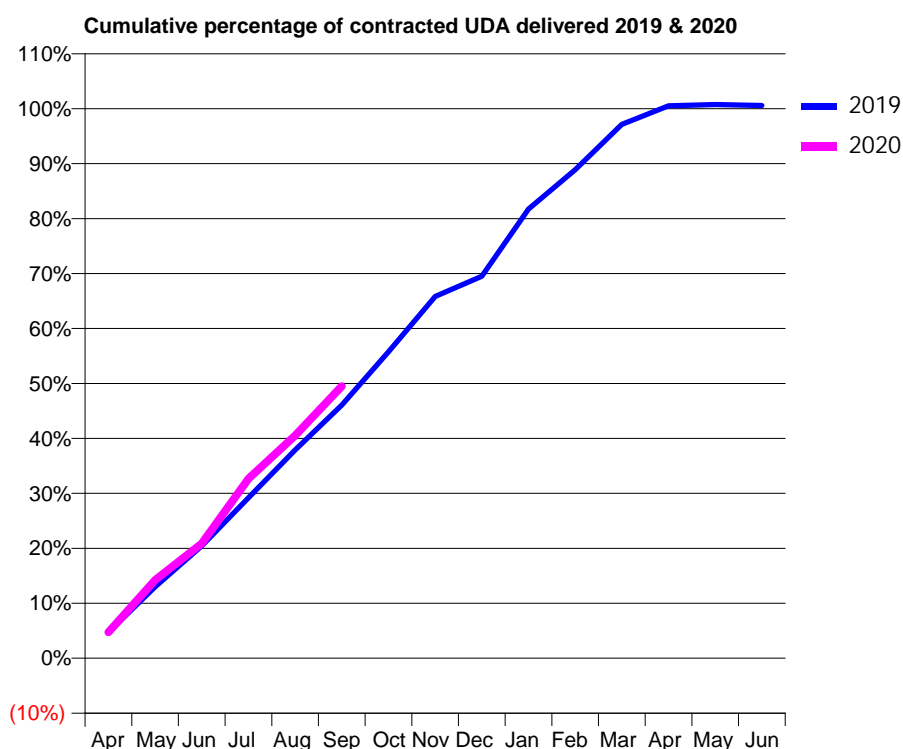
19/20 Contracted general activity (UDA)	9,584
Carry forward general activity (UDA)	-54
19/20 Contracted orthodontic activity (UOA)	0
Carry forward orthodontic activity (UOA)	0
Baseline contract value	£299,029.22

ACCESS*

Patients seen in 24 months	Total	Change since previous quarter
Quarter ending September 2018	4,205	
Quarter ending December 2018	4,197	→
Quarter ending March 2019	4,233	→
Quarter ending June 2019	4,287	→
Quarter ending September 2019	4,249	→
Variance since September 2018	1.0%	→



ACTIVITY



Month	2019	2020
April	450	454
May	1,248	1,363
June	1,959	1,998
July	2,800	3,130
August	3,631	3,882
September	4,414	4,744
October	5,344	
November	6,309	
December	6,662	
January	7,834	
February	8,519	
March	9,309	
April	9,631	
May	9,655	
June	9,638	

QUALITY

	Quantity	Base Number	Contract	AT	Region	England
% of FP17s for the same patient ID Re-attending within 3 months - Children	44	1,029	4.3%	9.4%	11.3%	11.5%
% of FP17s for the same patient ID Re-attending within 3 months - Adults	194	1,785	10.9%	14.0%	14.7%	15.4%
% of FP17s for the same patient ID Re-attending between 3 & 9 months - Children	537	1,029	52.2%	57.4%	60.8%	59.7%
% of FP17s for the same patient ID Re-attending between 3 & 9 months - Adults	962	1,785	53.9%	51.1%	52.8%	51.7%
% of FP17s for Band 1 Urgent Courses	225	2,649	8.5%	8.8%	8.2%	9.2%
% of FP17s Relating to Free Repair or Replacements	5	2,649	0.2%	0.7%	0.7%	0.7%
% of FP17s Relating to Continuations	1	2,649	0.0%	0.7%	0.8%	0.8%
% of Patients satisfied with the dentistry they have received	1	1	N/A	94.3%	93.2%	93.5%
% of Patients satisfied with the time they had to wait for an appointment	1	1	N/A	88.6%	88.5%	87.4%

* This is based on patients treated on this contract for their most recent course of treatment.

Figures in italics indicate the base number of FP17s or Patient Questionnaire responses are less than 100. N/A is shown where the base number of responses is less than 10 during the period. % is calculated as Quantity/Base number*100

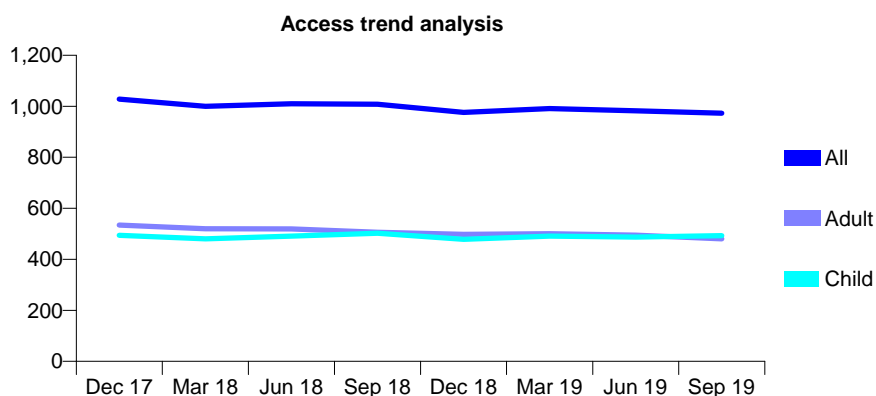
Q57 - Vital Signs At a Glance Contract Report for 121614/0001 - September 2019

Name or company name	Billericay Dental Studio
Contract type name	GDS Contract
Purpose of contract	General
Contract start date	01/06/2015
Contract end date	

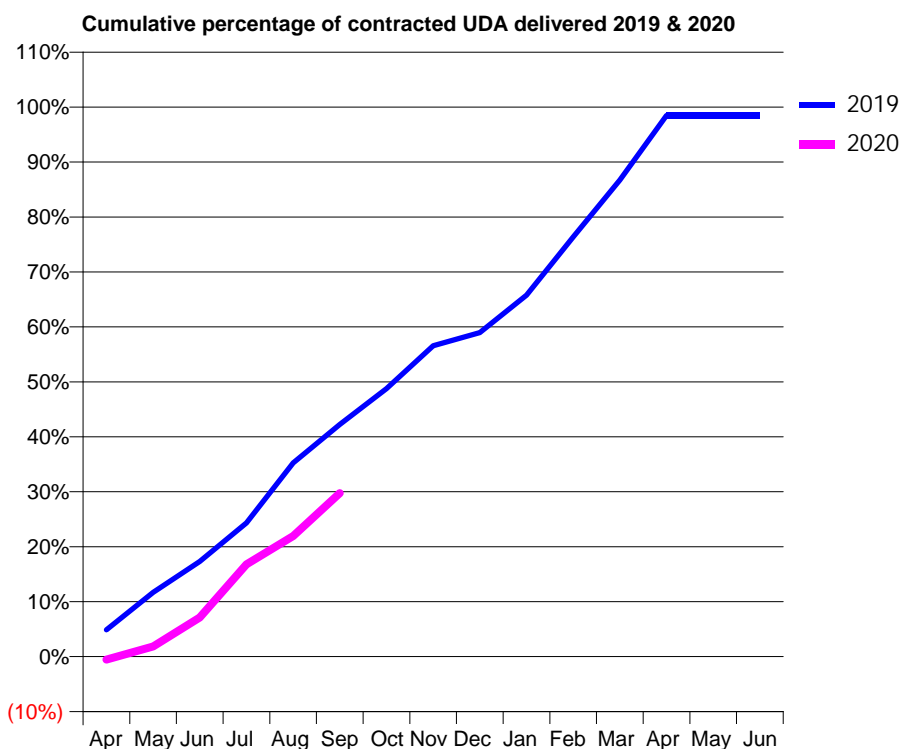
19/20 Contracted general activity (UDA)	2,876
Carry forward general activity (UDA)	43
19/20 Contracted orthodontic activity (UOA)	0
Carry forward orthodontic activity (UOA)	0
Baseline contract value	£71,986.01

ACCESS*

Patients seen in 24 months	Total	Change since previous quarter
Quarter ending September 2018	1,008	
Quarter ending December 2018	976	↓
Quarter ending March 2019	991	→
Quarter ending June 2019	982	→
Quarter ending September 2019	973	→
Variance since September 2018	(3.5%)	↓



ACTIVITY



Month	Adjusted Scheduled Activity (UDA)	
	2019	2020
April	141	-16
May	337	53
June	498	205
July	700	483
August	1,014	631
September	1,215	856
October	1,402	
November	1,627	
December	1,695	
January	1,891	
February	2,197	
March	2,494	
April	2,833	
May	2,833	
June	2,833	

QUALITY

	Quantity	Base Number	Contract	AT	Region	England
% of FP17s for the same patient ID Re-attending within 3 months - Children	17	342	5.0%	9.4%	11.3%	11.5%
% of FP17s for the same patient ID Re-attending within 3 months - Adults	27	281	9.6%	14.0%	14.7%	15.4%
% of FP17s for the same patient ID Re-attending between 3 & 9 months - Children	193	342	56.4%	57.4%	60.8%	59.7%
% of FP17s for the same patient ID Re-attending between 3 & 9 months - Adults	162	281	57.7%	51.1%	52.8%	51.7%
% of FP17s for Band 1 Urgent Courses	44	530	8.3%	8.8%	8.2%	9.2%
% of FP17s Relating to Free Repair or Replacements	2	530	0.4%	0.7%	0.7%	0.7%
% of FP17s Relating to Continuations	1	530	0.2%	0.7%	0.8%	0.8%
% of Patients satisfied with the dentistry they have received	0	0	N/A	94.3%	93.2%	93.5%
% of Patients satisfied with the time they had to wait for an appointment	0	0	N/A	88.6%	88.5%	87.4%

* This is based on patients treated on this contract for their most recent course of treatment. Figures in italics indicate the base number of FP17s or Patient Questionnaire responses are less than 100. N/A is shown where the base number of responses is less than 10 during the period. % is calculated as Quantity/Base number*100

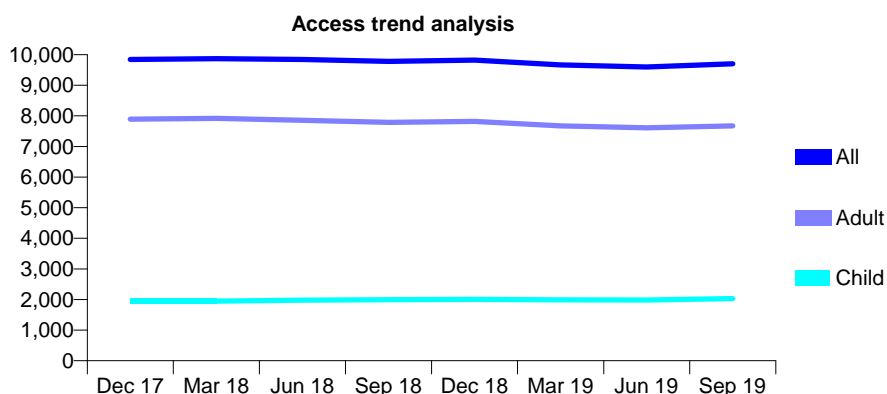
Q57 - Vital Signs At a Glance Contract Report for 124958/0001 - September 2019

Name or company name	Westcliff Dental Practice Ltd
Contract type name	GDS Contract
Purpose of contract	General
Contract start date	01/02/2013
Contract end date	

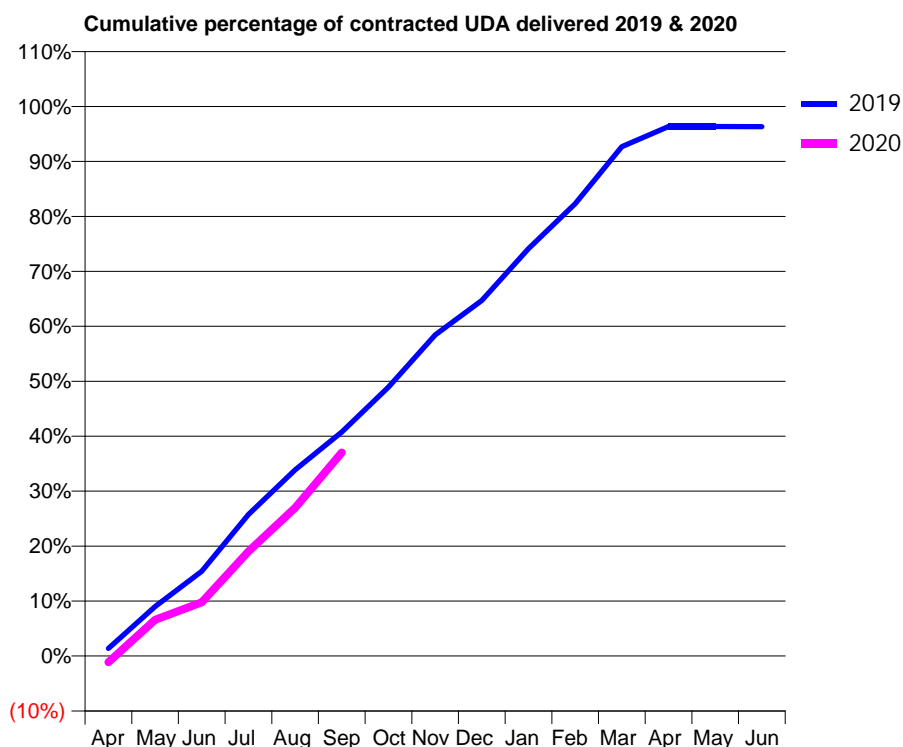
19/20 Contracted general activity (UDA)	30,788
Carry forward general activity (UDA)	1,130
19/20 Contracted orthodontic activity (UOA)	0
Carry forward orthodontic activity (UOA)	0
Baseline contract value	£714,453.16

ACCESS*

Patients seen in 24 months	Total	Change since previous quarter
Quarter ending September 2018	9,781	
Quarter ending December 2018	9,822	→
Quarter ending March 2019	9,666	↓
Quarter ending June 2019	9,595	→
Quarter ending September 2019	9,702	→
Variance since September 2018	(0.8%)	→



ACTIVITY



Month	Adjusted Scheduled Activity (UDA)	
	2019	2020
April	433	-352
May	2,778	2,036
June	4,751	3,011
July	7,930	5,861
August	10,434	8,312
September	12,548	11,408
October	15,067	
November	17,991	
December	19,923	
January	22,824	
February	25,349	
March	28,536	
April	29,663	
May	29,662	
June	29,658	

QUALITY

	Quantity	Base Number	Contract	AT	Region	England
% of FP17s for the same patient ID Re-attending within 3 months - Children	139	1,456	9.5%	9.4%	11.3%	11.5%
% of FP17s for the same patient ID Re-attending within 3 months - Adults	780	5,069	15.4%	14.0%	14.7%	15.4%
% of FP17s for the same patient ID Re-attending between 3 & 9 months - Children	791	1,456	54.3%	57.4%	60.8%	59.7%
% of FP17s for the same patient ID Re-attending between 3 & 9 months - Adults	2,653	5,069	52.3%	51.1%	52.8%	51.7%
% of FP17s for Band 1 Urgent Courses	620	6,060	10.2%	8.8%	8.2%	9.2%
% of FP17s Relating to Free Repair or Replacements	58	6,060	1.0%	0.7%	0.7%	0.7%
% of FP17s Relating to Continuations	63	6,060	1.0%	0.7%	0.8%	0.8%
% of Patients satisfied with the dentistry they have received	1	1	N/A	94.3%	93.2%	93.5%
% of Patients satisfied with the time they had to wait for an appointment	1	1	N/A	88.6%	88.5%	87.4%

* This is based on patients treated on this contract for their most recent course of treatment. Figures in italics indicate the base number of FP17s or Patient Questionnaire responses are less than 100. N/A is shown where the base number of responses is less than 10 during the period. % is calculated as Quantity/Base number*100

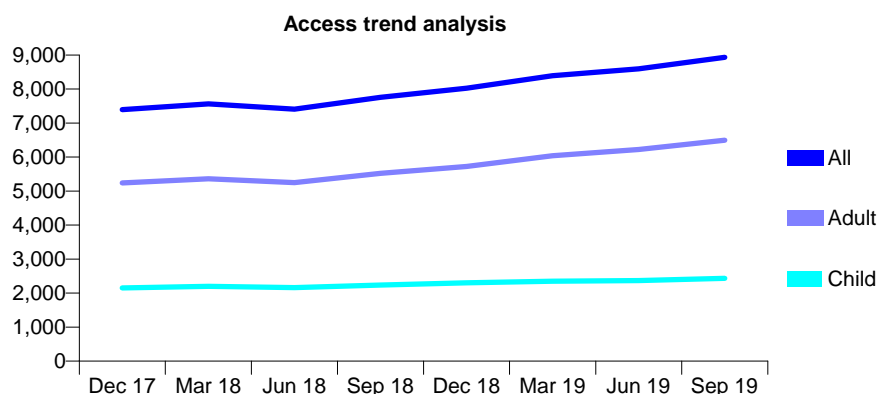
Q57 - Vital Signs At a Glance Contract Report for 125911/0001 - September 2019

Name or company name	Prettygate Dental Practice Limited
Contract type name	GDS Contract
Purpose of contract	General
Contract start date	01/07/2013
Contract end date	

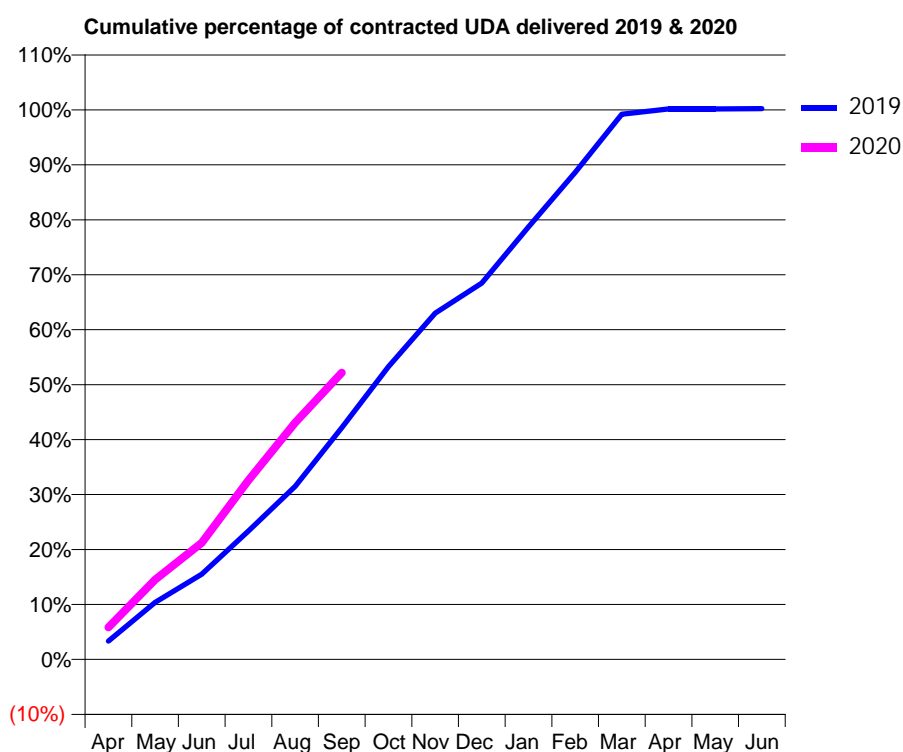
19/20 Contracted general activity (UDA)	20,299
Carry forward general activity (UDA)	-41
19/20 Contracted orthodontic activity (UOA)	0
Carry forward orthodontic activity (UOA)	0
Baseline contract value	£503,028.78

ACCESS*

Patients seen in 24 months	Total	Change since previous quarter
Quarter ending September 2018	7,759	
Quarter ending December 2018	8,027	↑
Quarter ending March 2019	8,394	↑
Quarter ending June 2019	8,596	↑
Quarter ending September 2019	8,934	↑
Variance since September 2018	15.1%	↑



ACTIVITY



Month	Adjusted Scheduled Activity (UDA)	
	2019	2020
April	680	1,183
May	2,106	2,950
June	3,148	4,306
July	4,744	6,620
August	6,395	8,744
September	8,556	10,593
October	10,815	
November	12,788	
December	13,896	
January	15,979	
February	17,994	
March	20,135	
April	20,330	
May	20,334	
June	20,340	

QUALITY

	Quantity	Base Number	Contract	AT	Region	England
% of FP17s for the same patient ID Re-attending within 3 months - Children	133	1,898	7.0%	9.4%	11.3%	11.5%
% of FP17s for the same patient ID Re-attending within 3 months - Adults	550	4,421	12.4%	14.0%	14.7%	15.4%
% of FP17s for the same patient ID Re-attending between 3 & 9 months - Children	1,101	1,898	58.0%	57.4%	60.8%	59.7%
% of FP17s for the same patient ID Re-attending between 3 & 9 months - Adults	1,951	4,421	44.1%	51.1%	52.8%	51.7%
% of FP17s for Band 1 Urgent Courses	376	6,196	6.1%	8.8%	8.2%	9.2%
% of FP17s Relating to Free Repair or Replacements	42	6,196	0.7%	0.7%	0.7%	0.7%
% of FP17s Relating to Continuations	47	6,196	0.8%	0.7%	0.8%	0.8%
% of Patients satisfied with the dentistry they have received	4	4	N/A	94.3%	93.2%	93.5%
% of Patients satisfied with the time they had to wait for an appointment	4	4	N/A	88.6%	88.5%	87.4%

* This is based on patients treated on this contract for their most recent course of treatment. Figures in italics indicate the base number of FP17s or Patient Questionnaire responses are less than 100. N/A is shown where the base number of responses is less than 10 during the period. % is calculated as Quantity/Base number*100

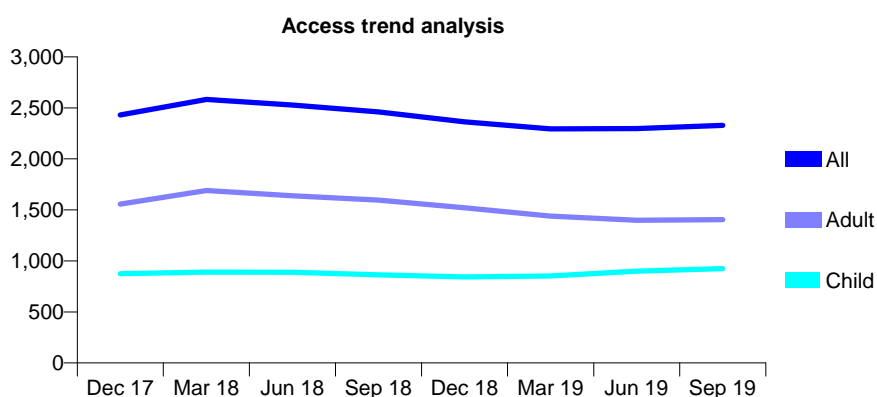
Q57 - Vital Signs At a Glance Contract Report for 125911/0002 - September 2019

Name or company name	Prettygate Dental Practice Limited
Contract type name	GDS Contract
Purpose of contract	General
Contract start date	01/04/2013
Contract end date	

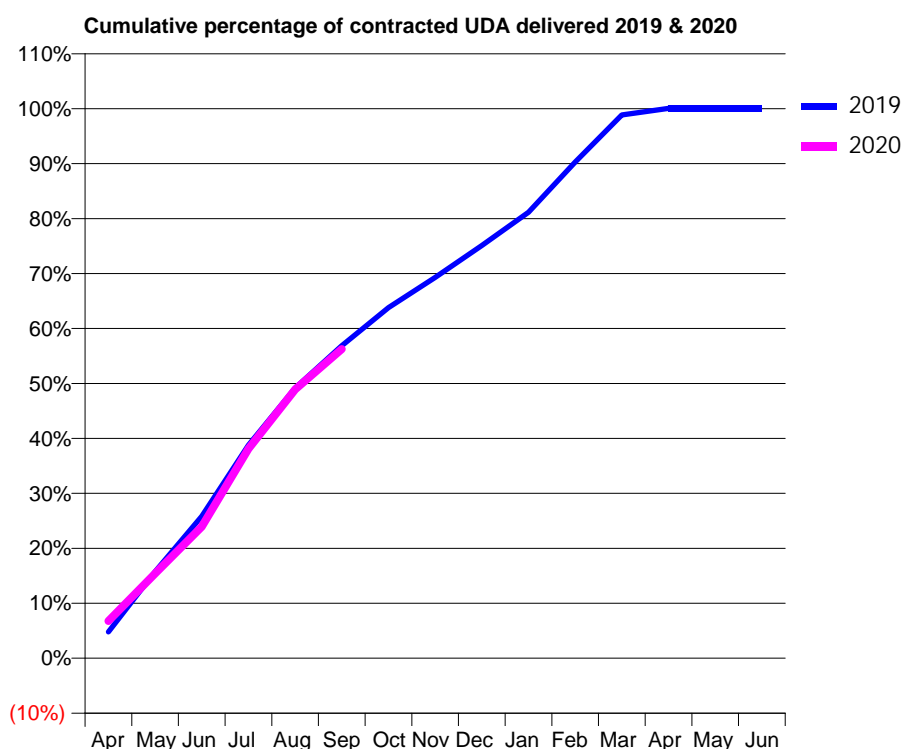
19/20 Contracted general activity (UDA)	4,867
Carry forward general activity (UDA)	-1
19/20 Contracted orthodontic activity (UOA)	0
Carry forward orthodontic activity (UOA)	0
Baseline contract value	£118,236.49

ACCESS*

Patients seen in 24 months	Total	Change since previous quarter
Quarter ending September 2018	2,461	
Quarter ending December 2018	2,363	↓
Quarter ending March 2019	2,293	↓
Quarter ending June 2019	2,298	→
Quarter ending September 2019	2,329	→
Variance since September 2018	(5.4%)	↓



ACTIVITY



Month	2019	2020
April	233	330
May	767	751
June	1,258	1,164
July	1,888	1,855
August	2,394	2,381
September	2,768	2,739
October	3,104	
November	3,373	
December	3,655	
January	3,951	
February	4,394	
March	4,812	
April	4,868	
May	4,868	
June	4,868	

QUALITY

	Quantity	Base Number	Contract	AT	Region	England
% of FP17s for the same patient ID Re-attending within 3 months - Children	49	665	7.4%	9.4%	11.3%	11.5%
% of FP17s for the same patient ID Re-attending within 3 months - Adults	119	554	21.5%	14.0%	14.7%	15.4%
% of FP17s for the same patient ID Re-attending between 3 & 9 months - Children	283	665	42.6%	57.4%	60.8%	59.7%
% of FP17s for the same patient ID Re-attending between 3 & 9 months - Adults	162	554	29.2%	51.1%	52.8%	51.7%
% of FP17s for Band 1 Urgent Courses	104	1,190	8.7%	8.8%	8.2%	9.2%
% of FP17s Relating to Free Repair or Replacements	5	1,190	0.4%	0.7%	0.7%	0.7%
% of FP17s Relating to Continuations	15	1,190	1.3%	0.7%	0.8%	0.8%
% of Patients satisfied with the dentistry they have received	0	0	N/A	94.3%	93.2%	93.5%
% of Patients satisfied with the time they had to wait for an appointment	0	0	N/A	88.6%	88.5%	87.4%

* This is based on patients treated on this contract for their most recent course of treatment.

Figures in italics indicate the base number of FP17s or Patient Questionnaire responses are less than 100. N/A is shown where the base number of responses is less than 10 during the period. % is calculated as Quantity/Base number*100

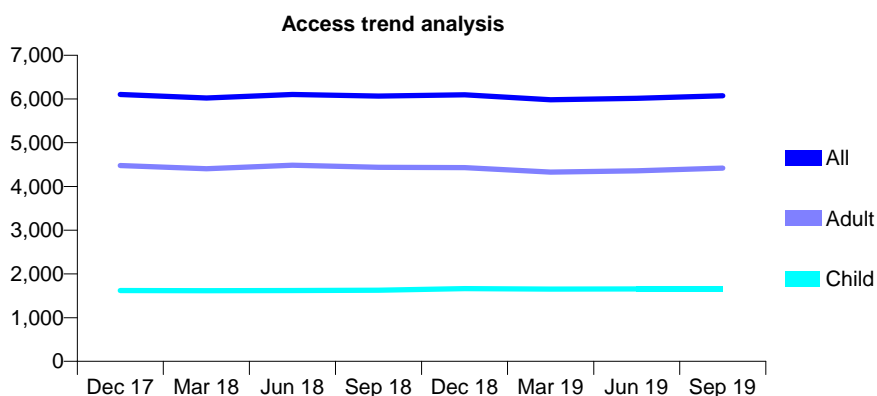
Q57 - Vital Signs At a Glance Contract Report for 127396/0001 - September 2019

Name or company name	Smile Dental Clinic
Contract type name	GDS Contract
Purpose of contract	General
Contract start date	01/08/2013
Contract end date	

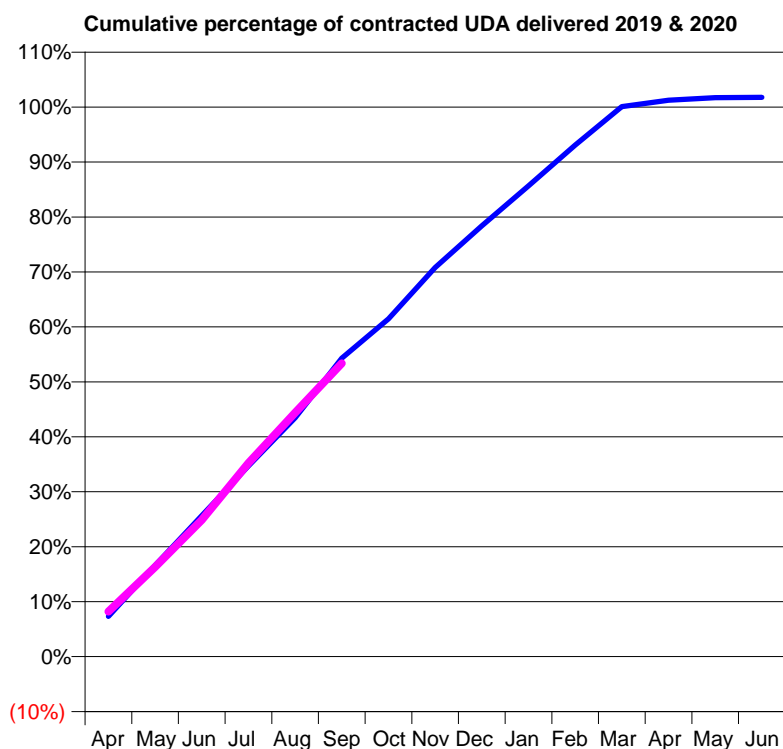
19/20 Contracted general activity (UDA)	16,000
Carry forward general activity (UDA)	-293
19/20 Contracted orthodontic activity (UOA)	0
Carry forward orthodontic activity (UOA)	0
Baseline contract value	£444,585.39

ACCESS*

Patients seen in 24 months	Total	Change since previous quarter
Quarter ending September 2018	6,065	
Quarter ending December 2018	6,096	→
Quarter ending March 2019	5,982	↓
Quarter ending June 2019	6,015	→
Quarter ending September 2019	6,073	→
Variance since September 2018	0.1%	→



ACTIVITY



Month	Adjusted Scheduled Activity (UDA)	
	2019	2020
April	1,173	1,315
May	2,659	2,610
June	4,100	3,979
July	5,554	5,635
August	6,957	7,103
September	8,686	8,542
October	9,834	
November	11,330	
December	12,538	
January	13,709	
February	14,896	
March	16,016	
April	16,199	
May	16,273	
June	16,281	

QUALITY

	Quantity	Base Number	Contract	AT	Region	England
% of FP17s for the same patient ID Re-attending within 3 months - Children	38	844	4.5%	9.4%	11.3%	11.5%
% of FP17s for the same patient ID Re-attending within 3 months - Adults	198	2,155	9.2%	14.0%	14.7%	15.4%
% of FP17s for the same patient ID Re-attending between 3 & 9 months - Children	300	844	35.5%	57.4%	60.8%	59.7%
% of FP17s for the same patient ID Re-attending between 3 & 9 months - Adults	752	2,155	34.9%	51.1%	52.8%	51.7%
% of FP17s for Band 1 Urgent Courses	178	2,666	6.7%	8.8%	8.2%	9.2%
% of FP17s Relating to Free Repair or Replacements	12	2,666	0.5%	0.7%	0.7%	0.7%
% of FP17s Relating to Continuations	12	2,666	0.5%	0.7%	0.8%	0.8%
% of Patients satisfied with the dentistry they have received	7	7	N/A	94.3%	93.2%	93.5%
% of Patients satisfied with the time they had to wait for an appointment	7	7	N/A	88.6%	88.5%	87.4%

* This is based on patients treated on this contract for their most recent course of treatment. Figures in italics indicate the base number of FP17s or Patient Questionnaire responses are less than 100. N/A is shown where the base number of responses is less than 10 during the period. % is calculated as Quantity/Base number*100

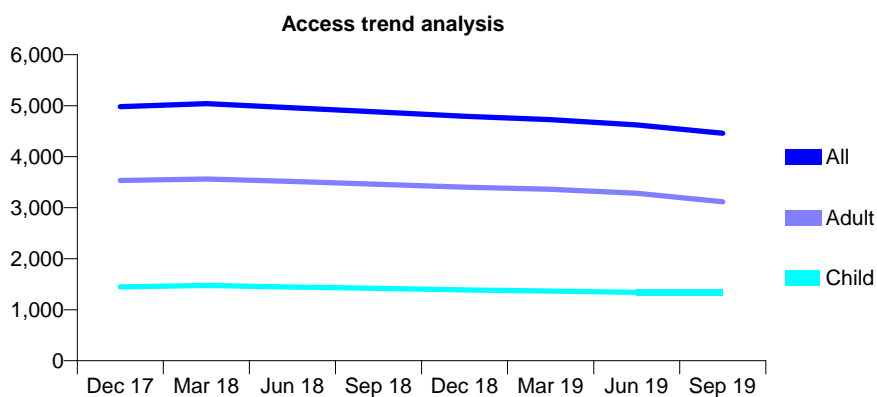
Q57 - Vital Signs At a Glance Contract Report for 128937/0001 - September 2019

Name or company name	Halstead Dental Partnership
Contract type name	GDS Contract
Purpose of contract	General
Contract start date	01/01/2015
Contract end date	

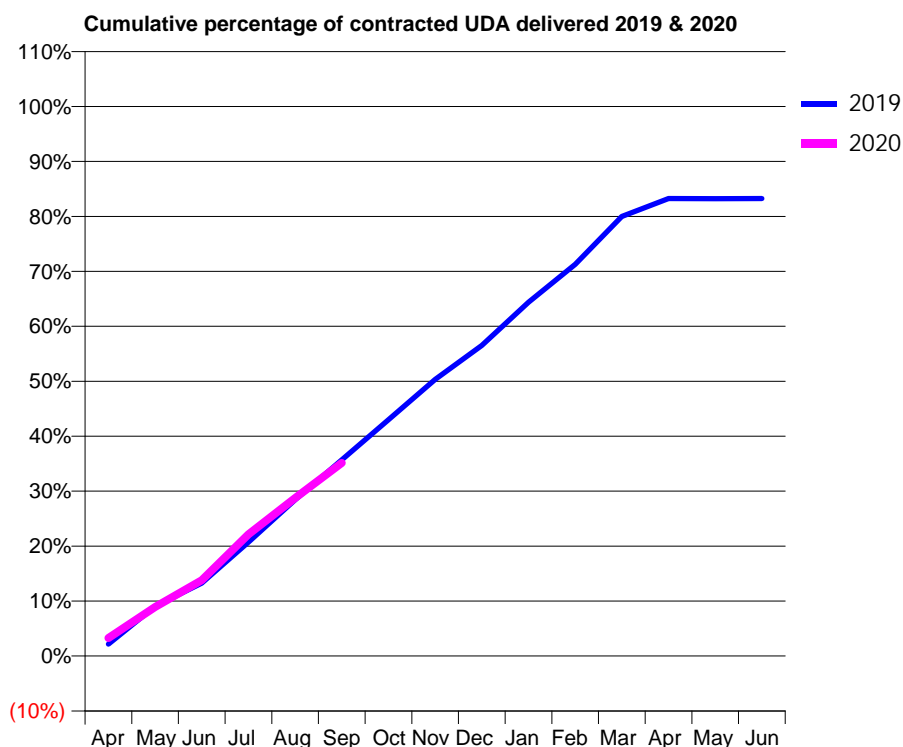
19/20 Contracted general activity (UDA)	14,033
Carry forward general activity (UDA)	0
19/20 Contracted orthodontic activity (UOA)	0
Carry forward orthodontic activity (UOA)	0
Baseline contract value	£350,647.74

ACCESS*

Patients seen in 24 months	Total	Change since previous quarter
Quarter ending September 2018	4,878	
Quarter ending December 2018	4,790	↓
Quarter ending March 2019	4,725	↓
Quarter ending June 2019	4,623	↓
Quarter ending September 2019	4,458	↓
Variance since September 2018	(8.6%)	↓



ACTIVITY



Month	Adjusted Scheduled Activity (UDA)	
	2019	2020
April	304	461
May	1,268	1,250
June	1,860	1,937
July	2,905	3,106
August	3,991	4,035
September	5,007	4,928
October	6,037	
November	7,063	
December	7,930	
January	9,033	
February	10,003	
March	11,225	
April	11,681	
May	11,680	
June	11,683	

QUALITY

	Quantity	Base Number	Contract	AT	Region	England
% of FP17s for the same patient ID Re-attending within 3 months - Children	39	889	4.4%	9.4%	11.3%	11.5%
% of FP17s for the same patient ID Re-attending within 3 months - Adults	185	1,778	10.4%	14.0%	14.7%	15.4%
% of FP17s for the same patient ID Re-attending between 3 & 9 months - Children	504	889	56.7%	57.4%	60.8%	59.7%
% of FP17s for the same patient ID Re-attending between 3 & 9 months - Adults	1,037	1,778	58.3%	51.1%	52.8%	51.7%
% of FP17s for Band 1 Urgent Courses	88	2,467	3.6%	8.8%	8.2%	9.2%
% of FP17s Relating to Free Repair or Replacements	15	2,467	0.6%	0.7%	0.7%	0.7%
% of FP17s Relating to Continuations	2	2,467	0.1%	0.7%	0.8%	0.8%
% of Patients satisfied with the dentistry they have received	1	1	N/A	94.3%	93.2%	93.5%
% of Patients satisfied with the time they had to wait for an appointment	1	1	N/A	88.6%	88.5%	87.4%

* This is based on patients treated on this contract for their most recent course of treatment. Figures in italics indicate the base number of FP17s or Patient Questionnaire responses are less than 100. N/A is shown where the base number of responses is less than 10 during the period. % is calculated as Quantity/Base number*100

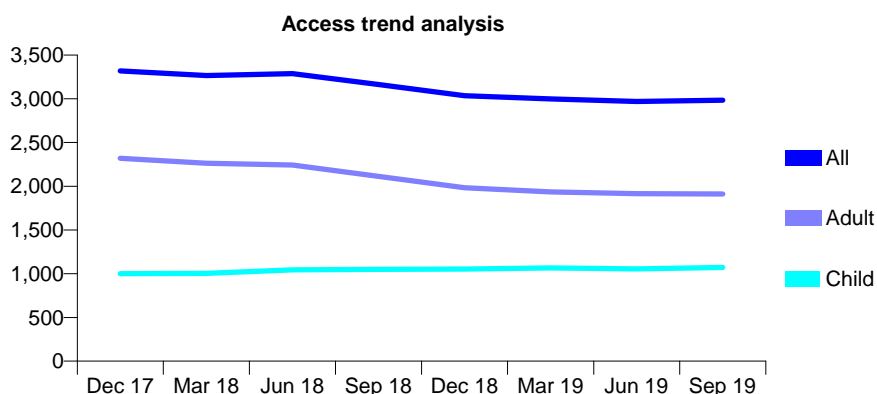
Q57 - Vital Signs At a Glance Contract Report for 129291/0001 - September 2019

Name or company name	The Essex Dental Clinic
Contract type name	GDS Contract
Purpose of contract	General
Contract start date	01/12/2014
Contract end date	

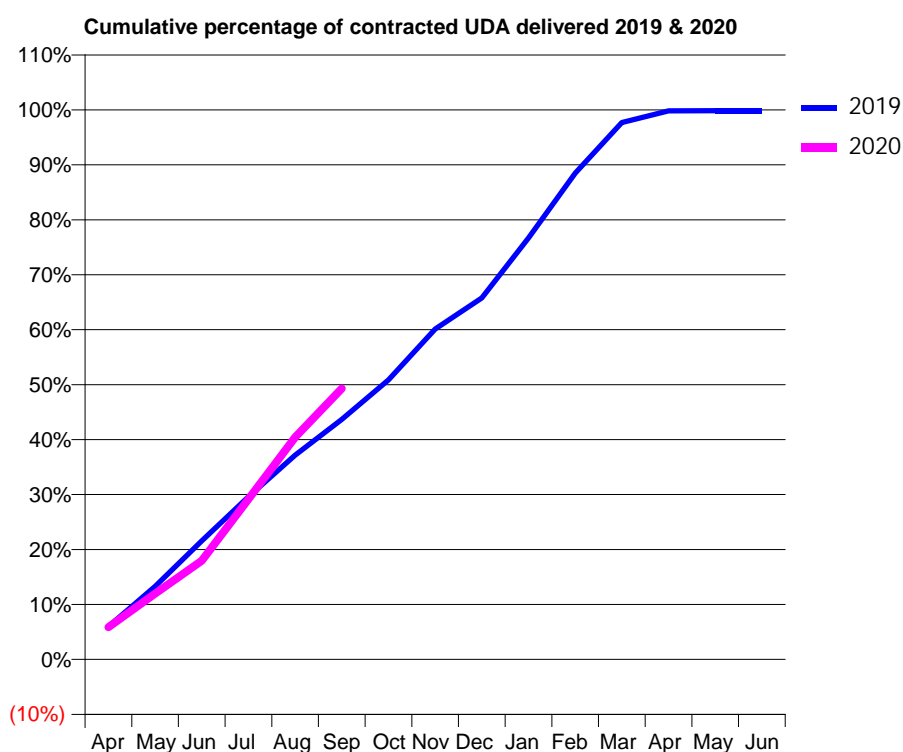
19/20 Contracted general activity (UDA)	8,750
Carry forward general activity (UDA)	12
19/20 Contracted orthodontic activity (UOA)	0
Carry forward orthodontic activity (UOA)	0
Baseline contract value	£196,603.26

ACCESS*

Patients seen in 24 months	Total	Change since previous quarter
Quarter ending September 2018	3,163	
Quarter ending December 2018	3,036	↓
Quarter ending March 2019	2,999	↓
Quarter ending June 2019	2,969	↓
Quarter ending September 2019	2,984	→
Variance since September 2018	(5.7%)	↓



ACTIVITY



Adjusted Scheduled Activity (UDA)		
Month	2019	2020
April	523	513
May	1,166	1,048
June	1,887	1,572
July	2,589	2,554
August	3,253	3,538
September	3,822	4,313
October	4,450	
November	5,260	
December	5,756	
January	6,710	
February	7,744	
March	8,547	
April	8,735	
May	8,737	
June	8,738	

QUALITY

	Quantity	Base Number	Contract	AT	Region	England
% of FP17s for the same patient ID Re-attending within 3 months - Children	43	871	4.9%	9.4%	11.3%	11.5%
% of FP17s for the same patient ID Re-attending within 3 months - Adults	146	1,285	11.4%	14.0%	14.7%	15.4%
% of FP17s for the same patient ID Re-attending between 3 & 9 months - Children	639	871	73.4%	57.4%	60.8%	59.7%
% of FP17s for the same patient ID Re-attending between 3 & 9 months - Adults	757	1,285	58.9%	51.1%	52.8%	51.7%
% of FP17s for Band 1 Urgent Courses	111	2,077	5.3%	8.8%	8.2%	9.2%
% of FP17s Relating to Free Repair or Replacements	12	2,077	0.6%	0.7%	0.7%	0.7%
% of FP17s Relating to Continuations	1	2,077	0.0%	0.7%	0.8%	0.8%
% of Patients satisfied with the dentistry they have received	1	2	N/A	94.3%	93.2%	93.5%
% of Patients satisfied with the time they had to wait for an appointment	1	2	N/A	88.6%	88.5%	87.4%

* This is based on patients treated on this contract for their most recent course of treatment. Figures in italics indicate the base number of FP17s or Patient Questionnaire responses are less than 100. N/A is shown where the base number of responses is less than 10 during the period. % is calculated as Quantity/Base number*100

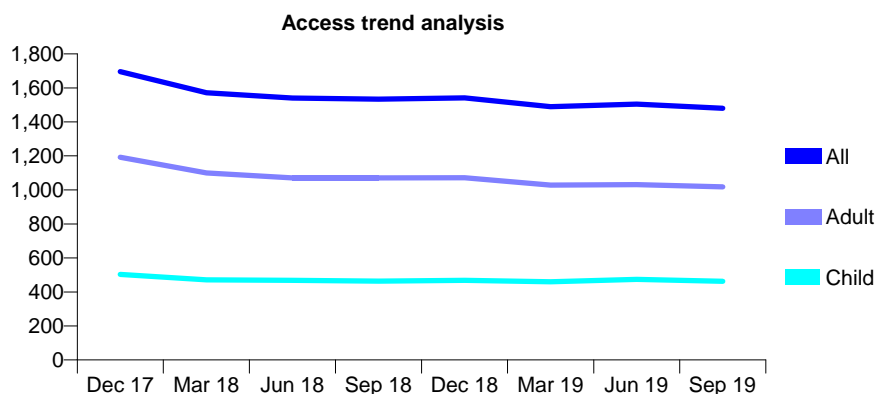
Q57 - Vital Signs At a Glance Contract Report for 130397/0001 - September 2019

Name or company name	Mr I Arbee & Miss Banoo Peer and Dr Katie
Contract type name	GDS Contract
Purpose of contract	General
Contract start date	01/05/2010
Contract end date	

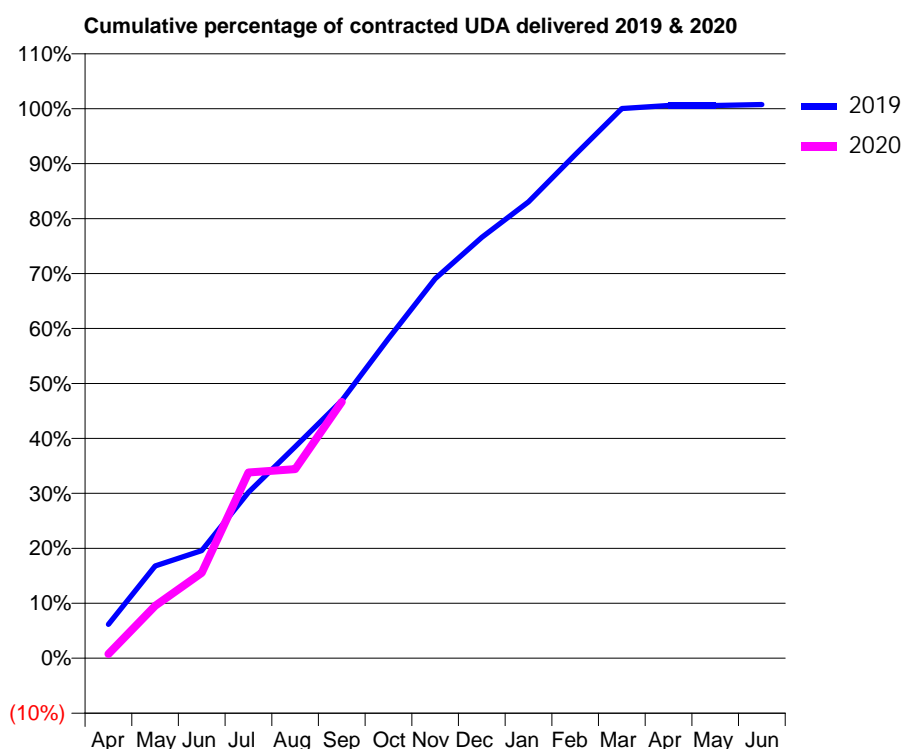
19/20 Contracted general activity (UDA)	4,500
Carry forward general activity (UDA)	-34
19/20 Contracted orthodontic activity (UOA)	0
Carry forward orthodontic activity (UOA)	0
Baseline contract value	£122,547.83

ACCESS*

Patients seen in 24 months	Total	Change since previous quarter
Quarter ending September 2018	1,534	
Quarter ending December 2018	1,541	→
Quarter ending March 2019	1,489	↓
Quarter ending June 2019	1,505	→
Quarter ending September 2019	1,480	↓
Variance since September 2018	(3.5%)	↓



ACTIVITY



Month	2019	2020
April	277	34
May	756	429
June	882	699
July	1,358	1,520
August	1,732	1,547
September	2,109	2,098
October	2,618	
November	3,108	
December	3,446	
January	3,736	
February	4,123	
March	4,501	
April	4,526	
May	4,526	
June	4,534	

QUALITY

	Quantity	Base Number	Contract	AT	Region	England
% of FP17s for the same patient ID Re-attending within 3 months - Children	6	366	1.6%	9.4%	11.3%	11.5%
% of FP17s for the same patient ID Re-attending within 3 months - Adults	27	629	4.3%	14.0%	14.7%	15.4%
% of FP17s for the same patient ID Re-attending between 3 & 9 months - Children	249	366	68.0%	57.4%	60.8%	59.7%
% of FP17s for the same patient ID Re-attending between 3 & 9 months - Adults	429	629	68.2%	51.1%	52.8%	51.7%
% of FP17s for Band 1 Urgent Courses	30	984	3.0%	8.8%	8.2%	9.2%
% of FP17s Relating to Free Repair or Replacements	0	984	0.0%	0.7%	0.7%	0.7%
% of FP17s Relating to Continuations	0	984	0.0%	0.7%	0.8%	0.8%
% of Patients satisfied with the dentistry they have received	0	0	N/A	94.3%	93.2%	93.5%
% of Patients satisfied with the time they had to wait for an appointment	0	0	N/A	88.6%	88.5%	87.4%

* This is based on patients treated on this contract for their most recent course of treatment.

Figures in italics indicate the base number of FP17s or Patient Questionnaire responses are less than 100. N/A is shown where the base number of responses is less than 10 during the period. % is calculated as Quantity/Base number*100

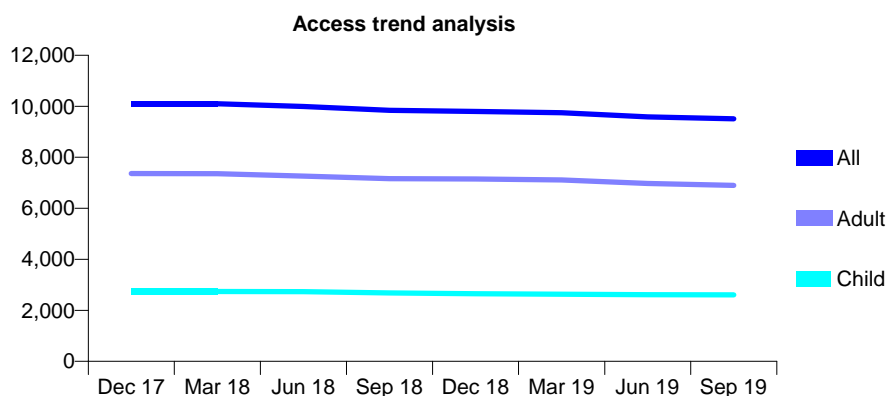
Q57 - Vital Signs At a Glance Contract Report for 131083/0001 - September 2019

Name or company name	Highwoods & St Johns Limited
Contract type name	GDS Contract
Purpose of contract	General
Contract start date	12/11/2007
Contract end date	

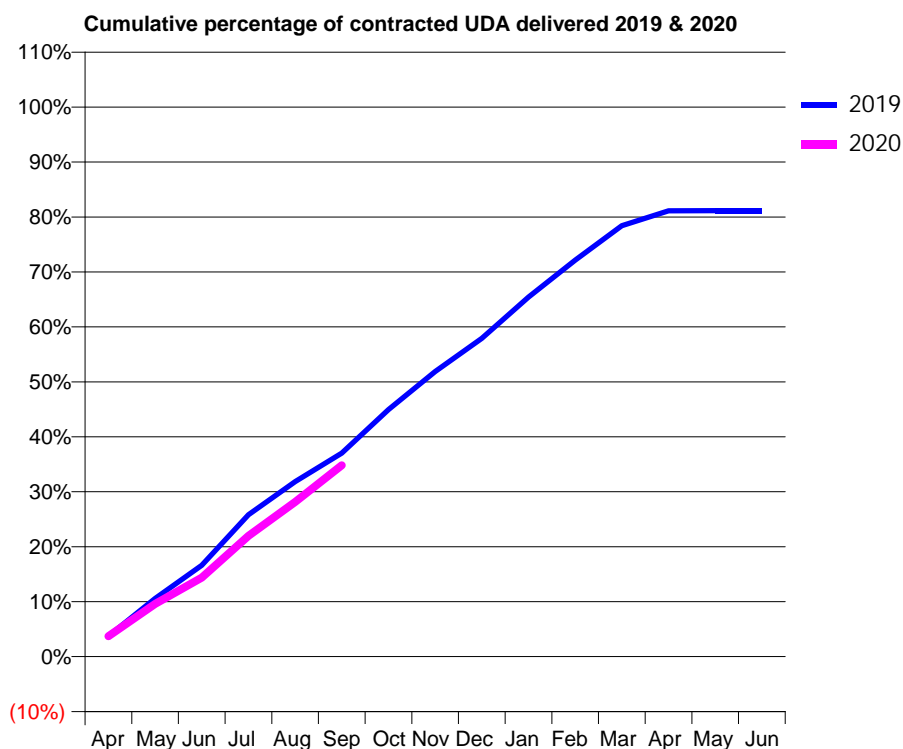
19/20 Contracted general activity (UDA)	29,084
Carry forward general activity (UDA)	0
19/20 Contracted orthodontic activity (UOA)	0
Carry forward orthodontic activity (UOA)	0
Baseline contract value	£951,342.89

ACCESS*

Patients seen in 24 months	Total	Change since previous quarter
Quarter ending September 2018	9,843	
Quarter ending December 2018	9,798	→
Quarter ending March 2019	9,749	→
Quarter ending June 2019	9,583	↓
Quarter ending September 2019	9,506	→
Variance since September 2018	(3.4%)	↓



ACTIVITY



Month	Adjusted Scheduled Activity (UDA)	
	2019	2020
April	1,092	1,081
May	3,079	2,789
June	4,828	4,184
July	7,510	6,391
August	9,262	8,185
September	10,773	10,125
October	13,077	
November	15,089	
December	16,845	
January	19,023	
February	20,986	
March	22,806	
April	23,593	
May	23,595	
June	23,594	

QUALITY

	Quantity	Base Number	Contract	AT	Region	England
% of FP17s for the same patient ID Re-attending within 3 months - Children	106	1,996	5.3%	9.4%	11.3%	11.5%
% of FP17s for the same patient ID Re-attending within 3 months - Adults	539	4,459	12.1%	14.0%	14.7%	15.4%
% of FP17s for the same patient ID Re-attending between 3 & 9 months - Children	1,174	1,996	58.8%	57.4%	60.8%	59.7%
% of FP17s for the same patient ID Re-attending between 3 & 9 months - Adults	2,132	4,459	47.8%	51.1%	52.8%	51.7%
% of FP17s for Band 1 Urgent Courses	560	6,034	9.3%	8.8%	8.2%	9.2%
% of FP17s Relating to Free Repair or Replacements	28	6,034	0.5%	0.7%	0.7%	0.7%
% of FP17s Relating to Continuations	4	6,034	0.1%	0.7%	0.8%	0.8%
% of Patients satisfied with the dentistry they have received	1	1	N/A	94.3%	93.2%	93.5%
% of Patients satisfied with the time they had to wait for an appointment	1	1	N/A	88.6%	88.5%	87.4%

* This is based on patients treated on this contract for their most recent course of treatment. Figures in italics indicate the base number of FP17s or Patient Questionnaire responses are less than 100. N/A is shown where the base number of responses is less than 10 during the period. % is calculated as Quantity/Base number*100

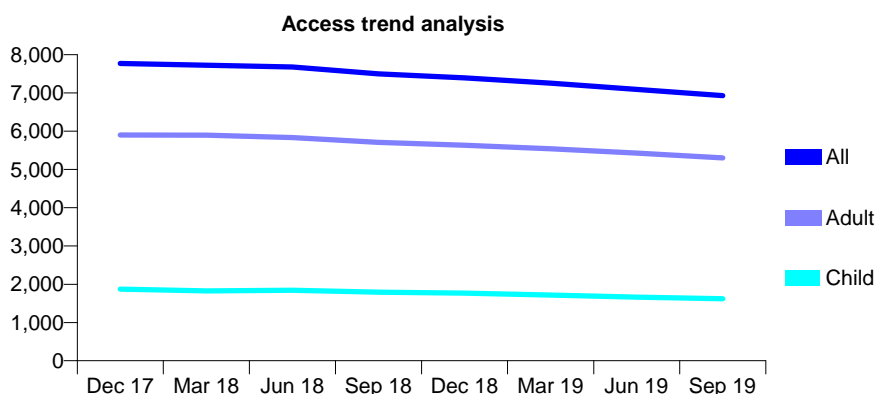
Q57 - Vital Signs At a Glance Contract Report for 131903/0001 - September 2019

Name or company name	Penhaligon Witham Partnership
Contract type name	GDS Contract
Purpose of contract	General
Contract start date	01/12/2015
Contract end date	

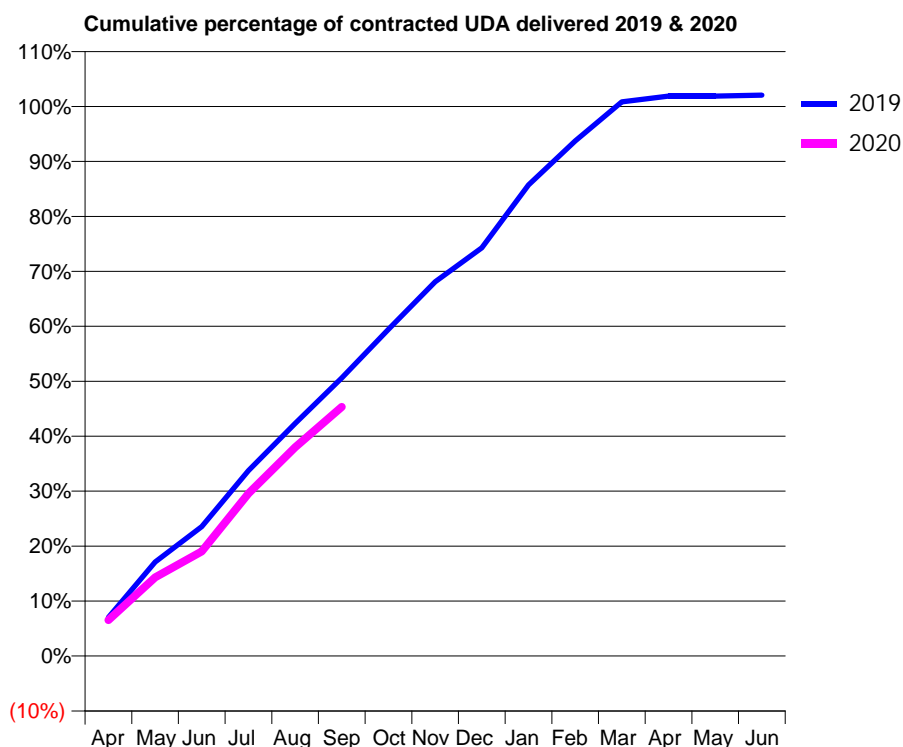
19/20 Contracted general activity (UDA)	19,500
Carry forward general activity (UDA)	-400
19/20 Contracted orthodontic activity (UOA)	0
Carry forward orthodontic activity (UOA)	0
Baseline contract value	£584,592.32

ACCESS*

Patients seen in 24 months	Total	Change since previous quarter
Quarter ending September 2018	7,501	
Quarter ending December 2018	7,396	↓
Quarter ending March 2019	7,257	↓
Quarter ending June 2019	7,092	↓
Quarter ending September 2019	6,928	↓
Variance since September 2018	(7.6%)	↓



ACTIVITY



Month	Adjusted Scheduled Activity (UDA)	
	2019	2020
April	1,404	1,276
May	3,425	2,793
June	4,711	3,714
July	6,747	5,768
August	8,469	7,408
September	10,120	8,842
October	11,892	
November	13,622	
December	14,854	
January	17,144	
February	18,748	
March	20,167	
April	20,378	
May	20,378	
June	20,411	

QUALITY

	Quantity	Base Number	Contract	AT	Region	England
% of FP17s for the same patient ID Re-attending within 3 months - Children	48	835	5.7%	9.4%	11.3%	11.5%
% of FP17s for the same patient ID Re-attending within 3 months - Adults	371	2,919	12.7%	14.0%	14.7%	15.4%
% of FP17s for the same patient ID Re-attending between 3 & 9 months - Children	172	835	20.6%	57.4%	60.8%	59.7%
% of FP17s for the same patient ID Re-attending between 3 & 9 months - Adults	983	2,919	33.7%	51.1%	52.8%	51.7%
% of FP17s for Band 1 Urgent Courses	309	3,679	8.4%	8.8%	8.2%	9.2%
% of FP17s Relating to Free Repair or Replacements	29	3,679	0.8%	0.7%	0.7%	0.7%
% of FP17s Relating to Continuations	8	3,679	0.2%	0.7%	0.8%	0.8%
% of Patients satisfied with the dentistry they have received	2	3	N/A	94.3%	93.2%	93.5%
% of Patients satisfied with the time they had to wait for an appointment	3	3	N/A	88.6%	88.5%	87.4%

* This is based on patients treated on this contract for their most recent course of treatment. Figures in italics indicate the base number of FP17s or Patient Questionnaire responses are less than 100. N/A is shown where the base number of responses is less than 10 during the period. % is calculated as Quantity/Base number*100

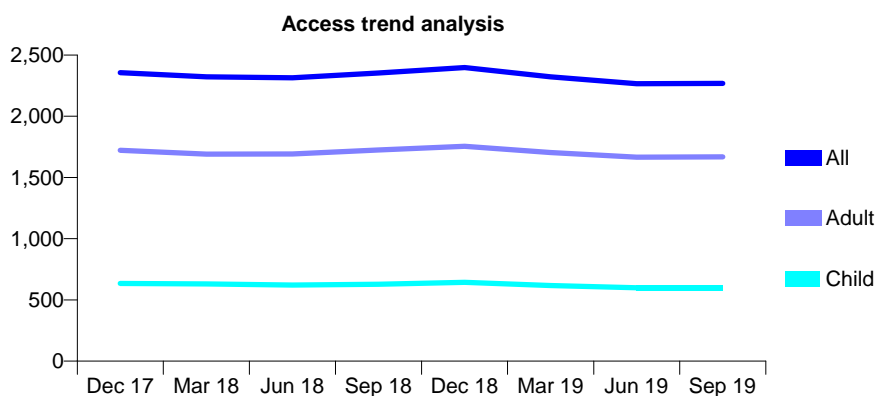
Q57 - Vital Signs At a Glance Contract Report for 133590/0001 - September 2019

Name or company name	Laindon Health Centre Dental Practice
Contract type name	GDS Contract
Purpose of contract	General
Contract start date	01/07/2006
Contract end date	

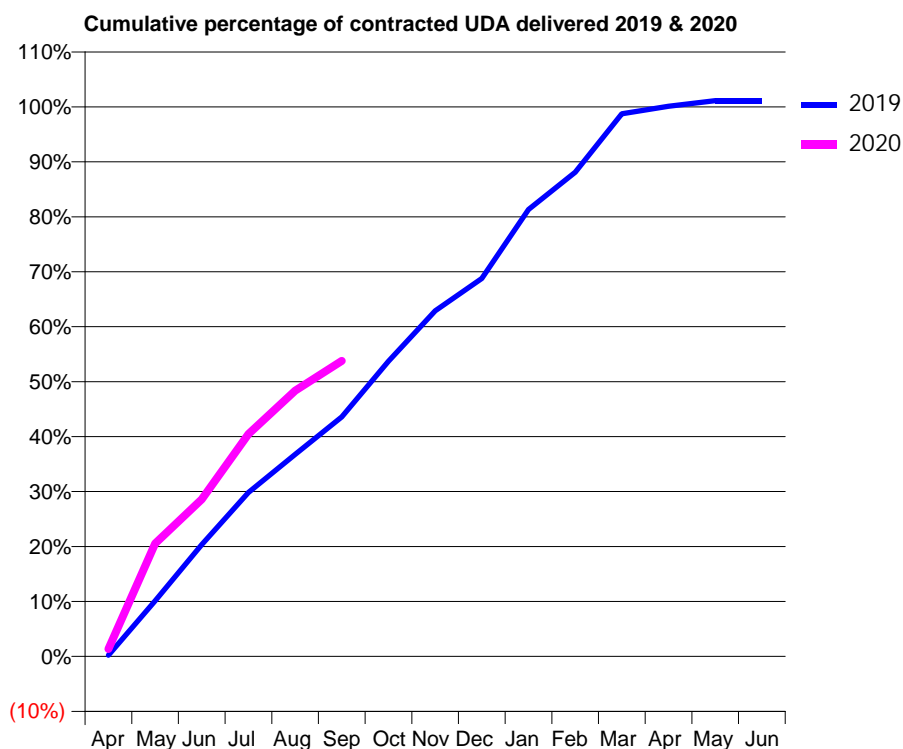
19/20 Contracted general activity (UDA)	7,926
Carry forward general activity (UDA)	-90
19/20 Contracted orthodontic activity (UOA)	0
Carry forward orthodontic activity (UOA)	0
Baseline contract value	£221,459.73

ACCESS*

Patients seen in 24 months	Total	Change since previous quarter
Quarter ending September 2018	2,353	
Quarter ending December 2018	2,398	→
Quarter ending March 2019	2,322	↓
Quarter ending June 2019	2,266	↓
Quarter ending September 2019	2,268	→
Variance since September 2018	(3.6%)	↓



ACTIVITY



Month	Adjusted Scheduled Activity (UDA)	
	2019	2020
April	19	108
May	803	1,628
June	1,613	2,265
July	2,365	3,207
August	2,915	3,832
September	3,454	4,264
October	4,257	
November	4,985	
December	5,451	
January	6,447	
February	6,983	
March	7,826	
April	7,935	
May	8,016	
June	8,016	

QUALITY

	Quantity	Base Number	Contract	AT	Region	England
% of FP17s for the same patient ID Re-attending within 3 months - Children	58	505	11.5%	9.4%	11.3%	11.5%
% of FP17s for the same patient ID Re-attending within 3 months - Adults	230	1,335	17.2%	14.0%	14.7%	15.4%
% of FP17s for the same patient ID Re-attending between 3 & 9 months - Children	275	505	54.5%	57.4%	60.8%	59.7%
% of FP17s for the same patient ID Re-attending between 3 & 9 months - Adults	778	1,335	58.3%	51.1%	52.8%	51.7%
% of FP17s for Band 1 Urgent Courses	124	1,702	7.3%	8.8%	8.2%	9.2%
% of FP17s Relating to Free Repair or Replacements	42	1,702	2.5%	0.7%	0.7%	0.7%
% of FP17s Relating to Continuations	22	1,702	1.3%	0.7%	0.8%	0.8%
% of Patients satisfied with the dentistry they have received	2	2	N/A	94.3%	93.2%	93.5%
% of Patients satisfied with the time they had to wait for an appointment	2	2	N/A	88.6%	88.5%	87.4%

* This is based on patients treated on this contract for their most recent course of treatment. Figures in italics indicate the base number of FP17s or Patient Questionnaire responses are less than 100. N/A is shown where the base number of responses is less than 10 during the period. % is calculated as Quantity/Base number*100

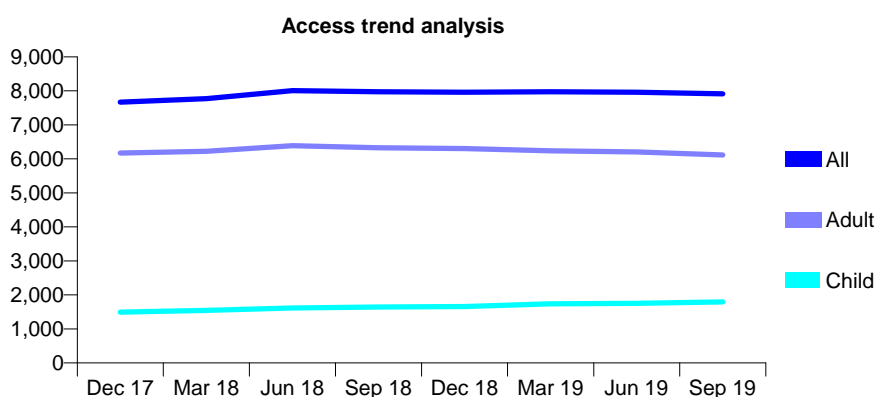
Q57 - Vital Signs At a Glance Contract Report for 133671/0001 - September 2019

Name or company name	One Step By Step Limited
Contract type name	GDS Contract
Purpose of contract	General
Contract start date	27/09/2010
Contract end date	

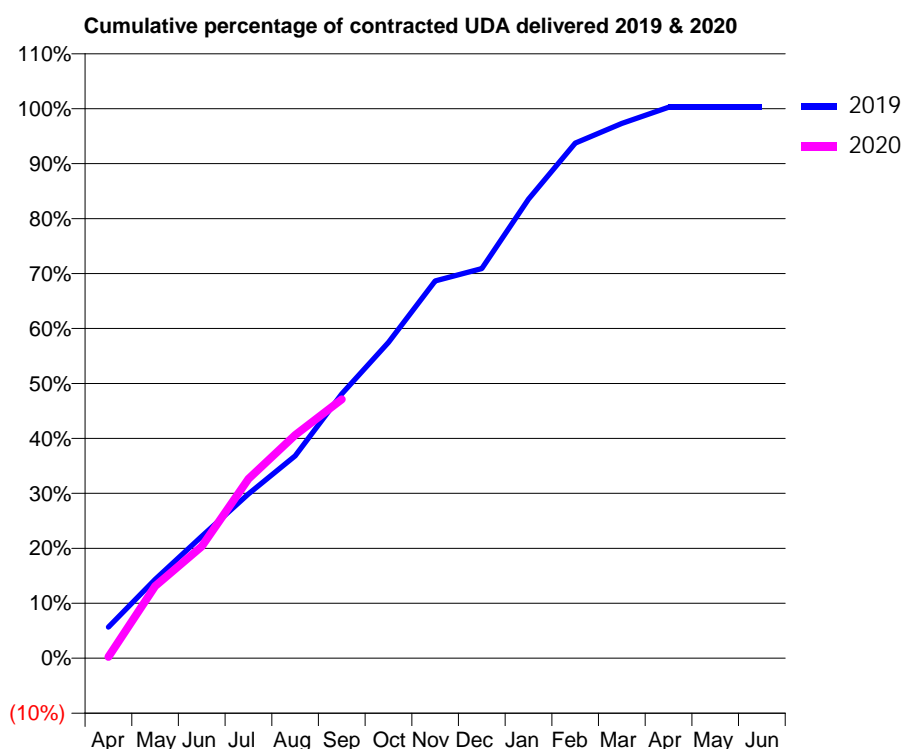
19/20 Contracted general activity (UDA)	15,202
Carry forward general activity (UDA)	-38
19/20 Contracted orthodontic activity (UOA)	0
Carry forward orthodontic activity (UOA)	0
Baseline contract value	£393,440.13

ACCESS*

Patients seen in 24 months	Total	Change since previous quarter
Quarter ending September 2018	7,974	
Quarter ending December 2018	7,957	→
Quarter ending March 2019	7,976	→
Quarter ending June 2019	7,958	→
Quarter ending September 2019	7,912	→
Variance since September 2018	(0.8%)	→



ACTIVITY



Month	2019	2020
April	861	38
May	2,181	1,994
June	3,372	3,093
July	4,547	4,961
August	5,597	6,174
September	7,314	7,161
October	8,737	
November	10,438	
December	10,776	
January	12,701	
February	14,250	
March	14,790	
April	15,241	
May	15,240	
June	15,240	

QUALITY

	Quantity	Base Number	Contract	AT	Region	England
% of FP17s for the same patient ID Re-attending within 3 months - Children	94	1,206	7.8%	9.4%	11.3%	11.5%
% of FP17s for the same patient ID Re-attending within 3 months - Adults	366	3,472	10.5%	14.0%	14.7%	15.4%
% of FP17s for the same patient ID Re-attending between 3 & 9 months - Children	532	1,206	44.1%	57.4%	60.8%	59.7%
% of FP17s for the same patient ID Re-attending between 3 & 9 months - Adults	1,835	3,472	52.9%	51.1%	52.8%	51.7%
% of FP17s for Band 1 Urgent Courses	433	4,179	10.4%	8.8%	8.2%	9.2%
% of FP17s Relating to Free Repair or Replacements	15	4,179	0.4%	0.7%	0.7%	0.7%
% of FP17s Relating to Continuations	0	4,179	0.0%	0.7%	0.8%	0.8%
% of Patients satisfied with the dentistry they have received	5	5	N/A	94.3%	93.2%	93.5%
% of Patients satisfied with the time they had to wait for an appointment	5	5	N/A	88.6%	88.5%	87.4%

* This is based on patients treated on this contract for their most recent course of treatment. Figures in italics indicate the base number of FP17s or Patient Questionnaire responses are less than 100. N/A is shown where the base number of responses is less than 10 during the period. % is calculated as Quantity/Base number*100

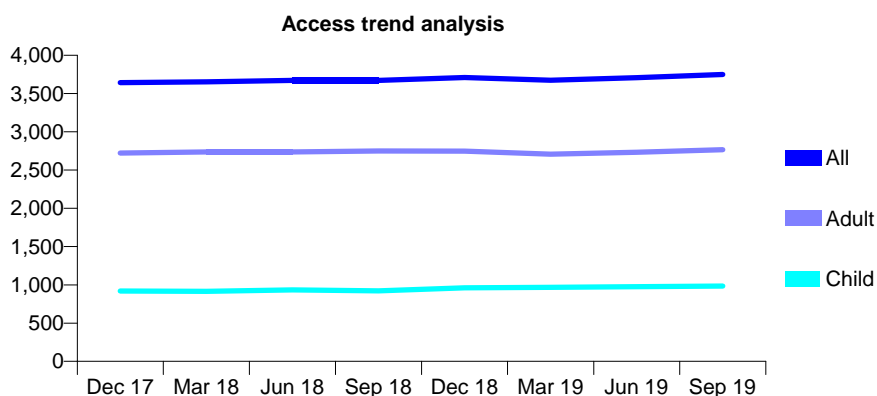
Q57 - Vital Signs At a Glance Contract Report for 134295/0008 - September 2019

Name or company name	The Benfleet Dental Centre
Contract type name	GDS Contract
Purpose of contract	General
Contract start date	01/06/2012
Contract end date	

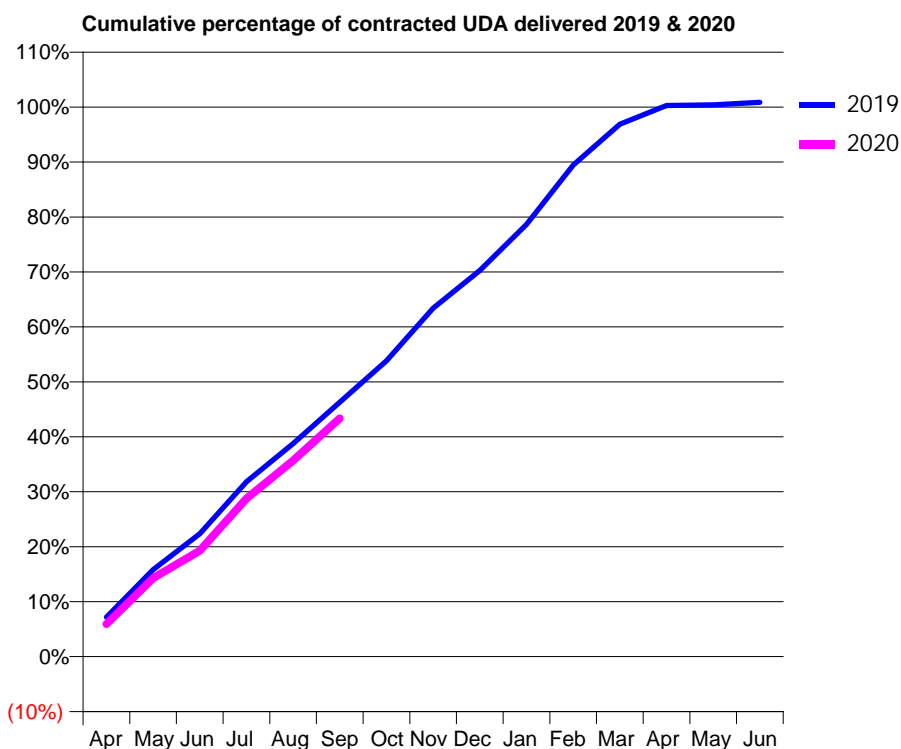
19/20 Contracted general activity (UDA)	9,152
Carry forward general activity (UDA)	-80
19/20 Contracted orthodontic activity (UOA)	0
Carry forward orthodontic activity (UOA)	0
Baseline contract value	£246,919.16

ACCESS*

Patients seen in 24 months	Total	Change since previous quarter
Quarter ending September 2018	3,671	
Quarter ending December 2018	3,709	→
Quarter ending March 2019	3,674	→
Quarter ending June 2019	3,708	→
Quarter ending September 2019	3,749	→
Variance since September 2018	2.1%	↑



ACTIVITY



Month	Adjusted Scheduled Activity (UDA)	
	2019	2020
April	656	543
May	1,448	1,307
June	2,046	1,763
July	2,913	2,632
August	3,551	3,266
September	4,236	3,968
October	4,928	
November	5,804	
December	6,431	
January	7,197	
February	8,185	
March	8,865	
April	9,178	
May	9,190	
June	9,232	

QUALITY

	Quantity	Base Number	Contract	AT	Region	England
% of FP17s for the same patient ID Re-attending within 3 months - Children	34	660	5.2%	9.4%	11.3%	11.5%
% of FP17s for the same patient ID Re-attending within 3 months - Adults	191	1,709	11.2%	14.0%	14.7%	15.4%
% of FP17s for the same patient ID Re-attending between 3 & 9 months - Children	349	660	52.9%	57.4%	60.8%	59.7%
% of FP17s for the same patient ID Re-attending between 3 & 9 months - Adults	803	1,709	47.0%	51.1%	52.8%	51.7%
% of FP17s for Band 1 Urgent Courses	241	2,192	11.0%	8.8%	8.2%	9.2%
% of FP17s Relating to Free Repair or Replacements	3	2,192	0.1%	0.7%	0.7%	0.7%
% of FP17s Relating to Continuations	1	2,192	0.0%	0.7%	0.8%	0.8%
% of Patients satisfied with the dentistry they have received	0	0	N/A	94.3%	93.2%	93.5%
% of Patients satisfied with the time they had to wait for an appointment	0	0	N/A	88.6%	88.5%	87.4%

* This is based on patients treated on this contract for their most recent course of treatment. Figures in italics indicate the base number of FP17s or Patient Questionnaire responses are less than 100. N/A is shown where the base number of responses is less than 10 during the period. % is calculated as Quantity/Base number*100

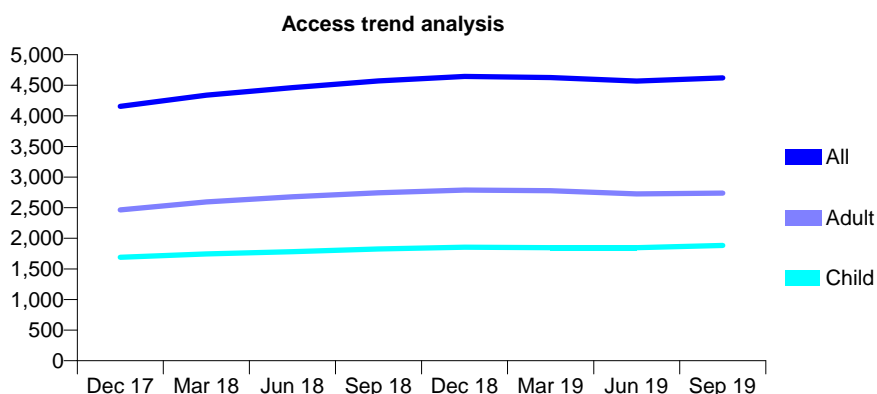
Q57 - Vital Signs At a Glance Contract Report for 134392/0001 - September 2019

Name or company name	Mr E. Harunani, Mr N. Harunani & Mr M. Ka
Contract type name	GDS Contract
Purpose of contract	General
Contract start date	02/10/2012
Contract end date	

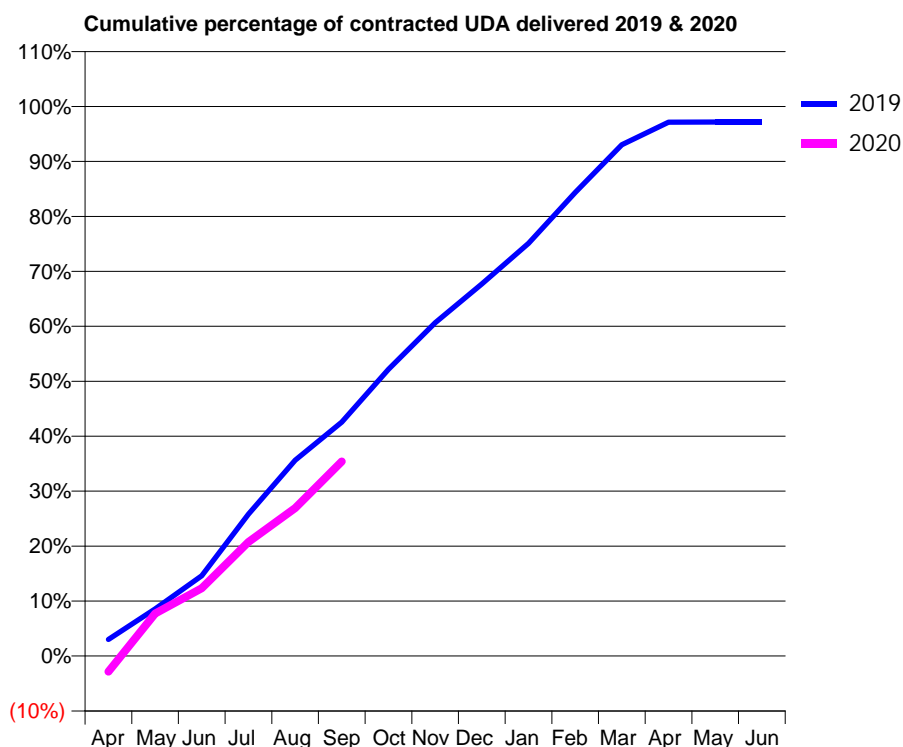
19/20 Contracted general activity (UDA)	13,250
Carry forward general activity (UDA)	377
19/20 Contracted orthodontic activity (UOA)	0
Carry forward orthodontic activity (UOA)	0
Baseline contract value	£335,160.94

ACCESS*

Patients seen in 24 months	Total	Change since previous quarter
Quarter ending September 2018	4,571	
Quarter ending December 2018	4,644	→
Quarter ending March 2019	4,626	→
Quarter ending June 2019	4,570	↓
Quarter ending September 2019	4,621	→
Variance since September 2018	1.1%	→



ACTIVITY



Month	Adjusted Scheduled Activity (UDA)	
	2019	2020
April	401	-377
May	1,135	1,023
June	1,937	1,634
July	3,423	2,751
August	4,720	3,568
September	5,638	4,689
October	6,910	
November	8,037	
December	8,969	
January	9,949	
February	11,179	
March	12,326	
April	12,869	
May	12,873	
June	12,873	

QUALITY

	Quantity	Base Number	Contract	AT	Region	England
% of FP17s for the same patient ID Re-attending within 3 months - Children	75	1,128	6.6%	9.4%	11.3%	11.5%
% of FP17s for the same patient ID Re-attending within 3 months - Adults	202	1,308	15.4%	14.0%	14.7%	15.4%
% of FP17s for the same patient ID Re-attending between 3 & 9 months - Children	515	1,128	45.7%	57.4%	60.8%	59.7%
% of FP17s for the same patient ID Re-attending between 3 & 9 months - Adults	501	1,308	38.3%	51.1%	52.8%	51.7%
% of FP17s for Band 1 Urgent Courses	334	2,249	14.9%	8.8%	8.2%	9.2%
% of FP17s Relating to Free Repair or Replacements	0	2,249	0.0%	0.7%	0.7%	0.7%
% of FP17s Relating to Continuations	16	2,249	0.7%	0.7%	0.8%	0.8%
% of Patients satisfied with the dentistry they have received	1	1	N/A	94.3%	93.2%	93.5%
% of Patients satisfied with the time they had to wait for an appointment	1	1	N/A	88.6%	88.5%	87.4%

* This is based on patients treated on this contract for their most recent course of treatment. Figures in italics indicate the base number of FP17s or Patient Questionnaire responses are less than 100. N/A is shown where the base number of responses is less than 10 during the period. % is calculated as Quantity/Base number*100

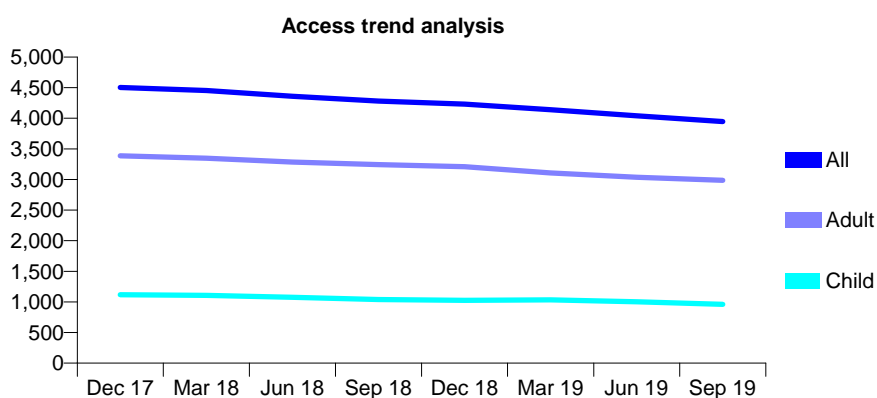
Q57 - Vital Signs At a Glance Contract Report for 136387/0004 - September 2019

Name or company name	Dr Allen
Contract type name	GDS Contract
Purpose of contract	General
Contract start date	01/10/2013
Contract end date	

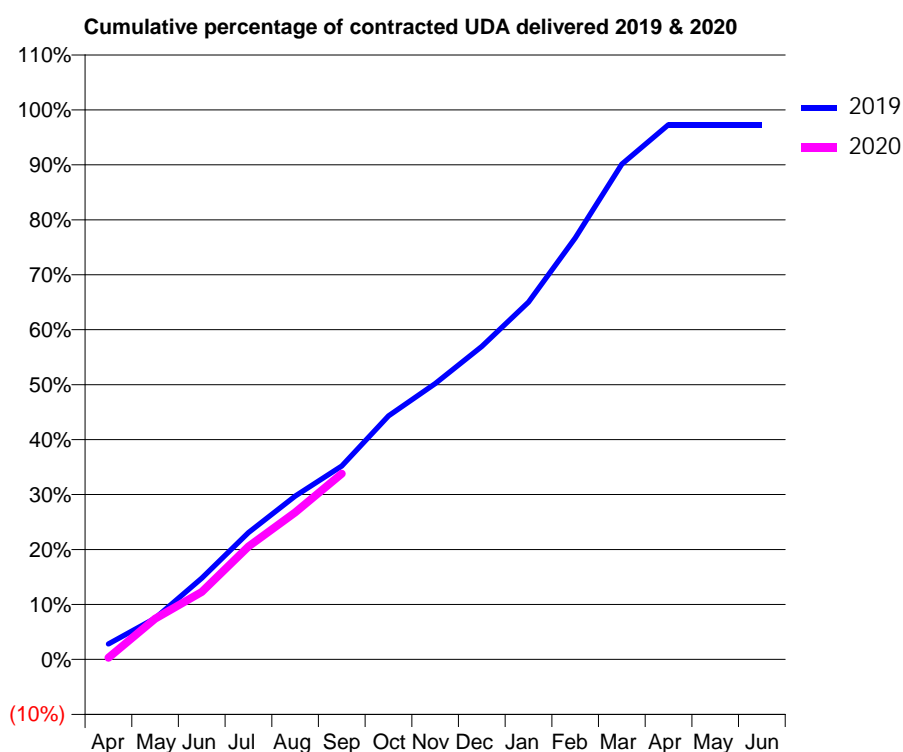
19/20 Contracted general activity (UDA)	23,406
Carry forward general activity (UDA)	628
19/20 Contracted orthodontic activity (UOA)	0
Carry forward orthodontic activity (UOA)	0
Baseline contract value	£647,076.07

ACCESS*

Patients seen in 24 months	Total	Change since previous quarter
Quarter ending September 2018	4,282	
Quarter ending December 2018	4,233	↓
Quarter ending March 2019	4,140	↓
Quarter ending June 2019	4,040	↓
Quarter ending September 2019	3,946	↓
Variance since September 2018	(7.8%)	↓



ACTIVITY



Month	Adjusted Scheduled Activity (UDA)	
	2019	2020
April	659	73
May	1,759	1,736
June	3,463	2,875
July	5,407	4,810
August	6,956	6,260
September	8,239	7,910
October	10,376	
November	11,747	
December	13,329	
January	15,218	
February	17,953	
March	21,090	
April	22,778	
May	22,778	
June	22,778	

QUALITY

	Quantity	Base Number	Contract	AT	Region	England
% of FP17s for the same patient ID Re-attending within 3 months - Children	41	569	7.2%	9.4%	11.3%	11.5%
% of FP17s for the same patient ID Re-attending within 3 months - Adults	251	1,580	15.9%	14.0%	14.7%	15.4%
% of FP17s for the same patient ID Re-attending between 3 & 9 months - Children	295	569	51.8%	57.4%	60.8%	59.7%
% of FP17s for the same patient ID Re-attending between 3 & 9 months - Adults	693	1,580	43.9%	51.1%	52.8%	51.7%
% of FP17s for Band 1 Urgent Courses	166	1,898	8.7%	8.8%	8.2%	9.2%
% of FP17s Relating to Free Repair or Replacements	0	1,898	0.0%	0.7%	0.7%	0.7%
% of FP17s Relating to Continuations	17	1,898	0.9%	0.7%	0.8%	0.8%
% of Patients satisfied with the dentistry they have received	1	1	N/A	94.3%	93.2%	93.5%
% of Patients satisfied with the time they had to wait for an appointment	0	1	N/A	88.6%	88.5%	87.4%

* This is based on patients treated on this contract for their most recent course of treatment. Figures in italics indicate the base number of FP17s or Patient Questionnaire responses are less than 100. N/A is shown where the base number of responses is less than 10 during the period. % is calculated as Quantity/Base number*100

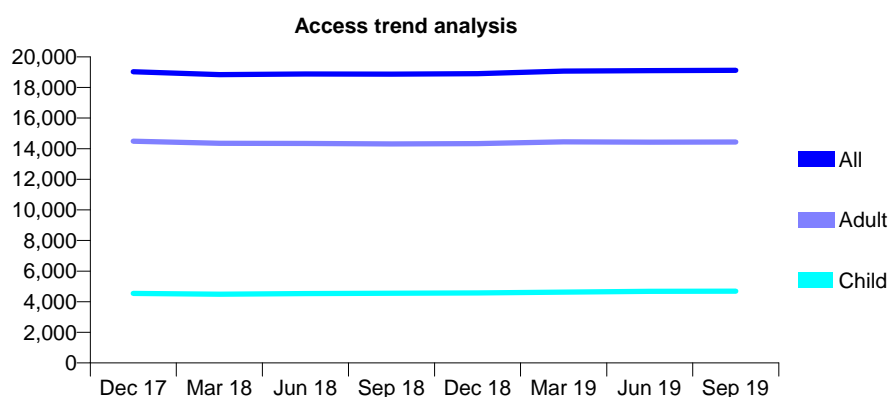
Q57 - Vital Signs At a Glance Contract Report for 136751/0001 - September 2019

Name or company name	Crowstone Dental Centre Limited
Contract type name	GDS Contract
Purpose of contract	General
Contract start date	01/08/2007
Contract end date	

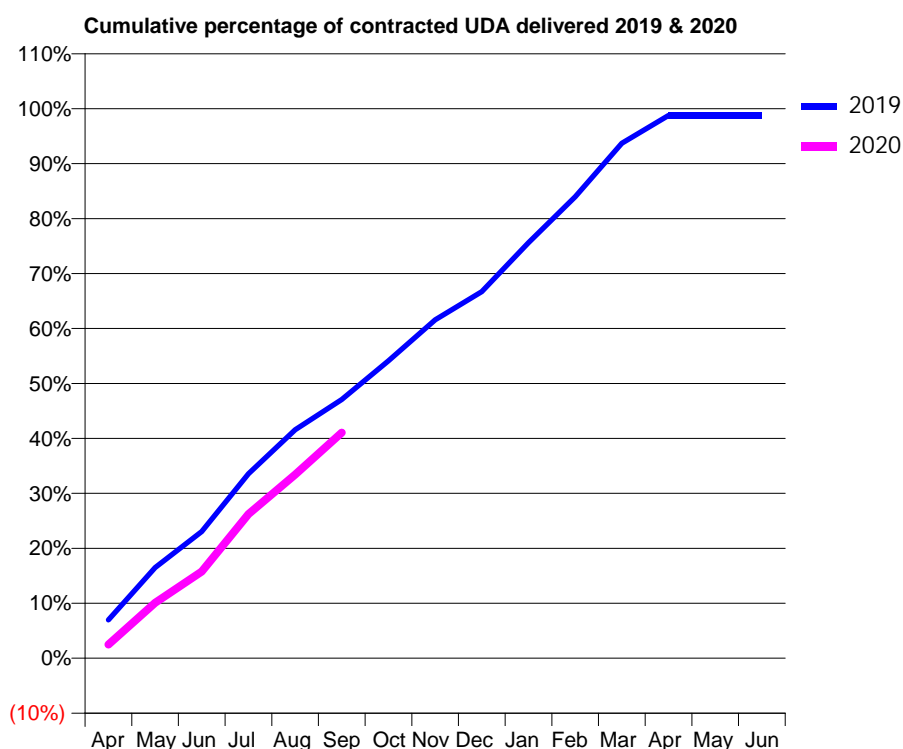
19/20 Contracted general activity (UDA)	57,626
Carry forward general activity (UDA)	708
19/20 Contracted orthodontic activity (UOA)	0
Carry forward orthodontic activity (UOA)	0
Baseline contract value	£1,760,579.37

ACCESS*

Patients seen in 24 months	Total	Change since previous quarter
Quarter ending September 2018	18,871	
Quarter ending December 2018	18,904	→
Quarter ending March 2019	19,069	→
Quarter ending June 2019	19,101	→
Quarter ending September 2019	19,127	→
Variance since September 2018	1.4%	→



ACTIVITY



Month	2019	2020
April	4,017	1,430
May	9,500	5,816
June	13,274	9,081
July	19,341	15,105
August	23,964	19,268
September	27,122	23,649
October	31,186	
November	35,491	
December	38,429	
January	43,581	
February	48,385	
March	53,997	
April	56,901	
May	56,924	
June	56,918	

QUALITY

	Quantity	Base Number	Contract	AT	Region	England
% of FP17s for the same patient ID Re-attending within 3 months - Children	180	2,965	6.1%	9.4%	11.3%	11.5%
% of FP17s for the same patient ID Re-attending within 3 months - Adults	992	8,429	11.8%	14.0%	14.7%	15.4%
% of FP17s for the same patient ID Re-attending between 3 & 9 months - Children	1,501	2,965	50.6%	57.4%	60.8%	59.7%
% of FP17s for the same patient ID Re-attending between 3 & 9 months - Adults	3,686	8,429	43.7%	51.1%	52.8%	51.7%
% of FP17s for Band 1 Urgent Courses	961	10,500	9.2%	8.8%	8.2%	9.2%
% of FP17s Relating to Free Repair or Replacements	78	10,500	0.7%	0.7%	0.7%	0.7%
% of FP17s Relating to Continuations	14	10,500	0.1%	0.7%	0.8%	0.8%
% of Patients satisfied with the dentistry they have received	8	8	N/A	94.3%	93.2%	93.5%
% of Patients satisfied with the time they had to wait for an appointment	7	8	N/A	88.6%	88.5%	87.4%

* This is based on patients treated on this contract for their most recent course of treatment.

Figures in italics indicate the base number of FP17s or Patient Questionnaire responses are less than 100. N/A is shown where the base number of responses is less than 10 during the period. % is calculated as Quantity/Base number*100

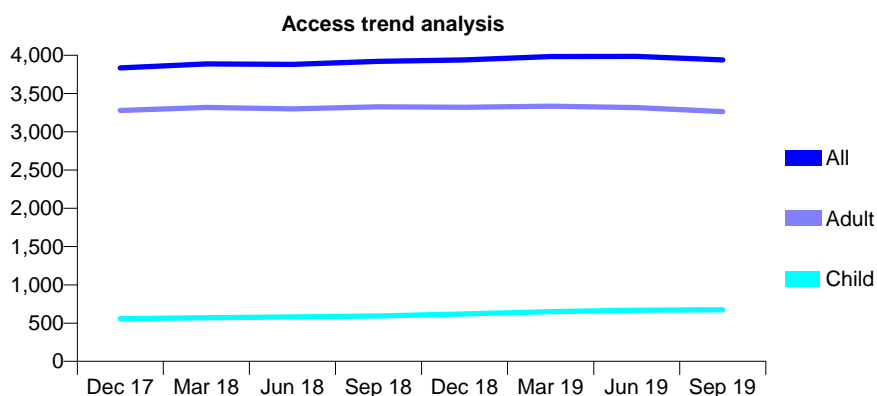
Q57 - Vital Signs At a Glance Contract Report for 137472/0001 - September 2019

Name or company name	Toothcare Limited
Contract type name	GDS Contract
Purpose of contract	General
Contract start date	01/08/2007
Contract end date	

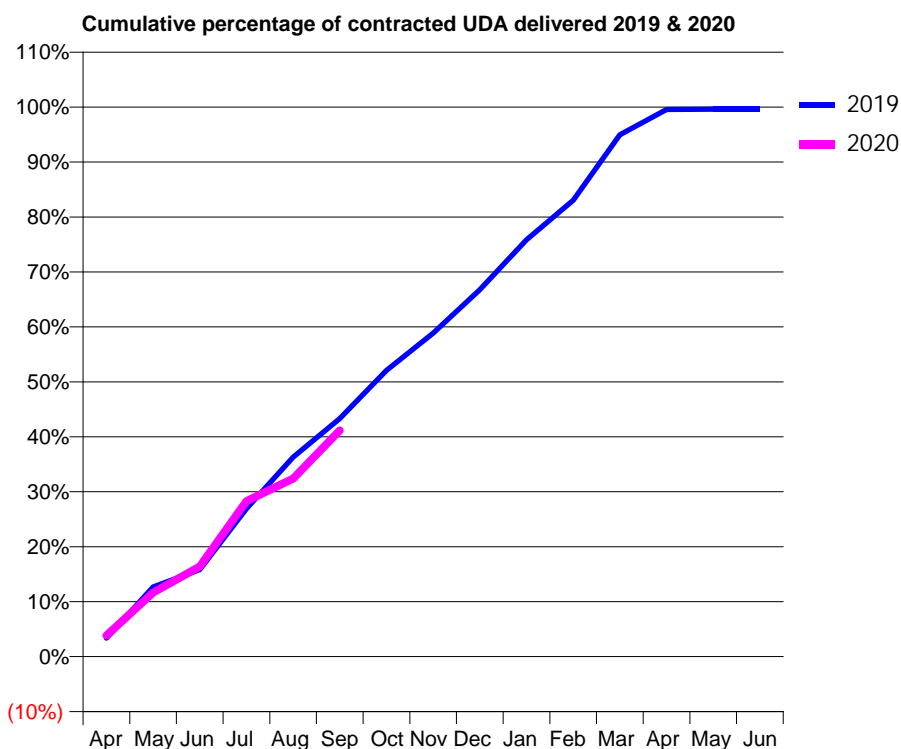
19/20 Contracted general activity (UDA)	12,561
Carry forward general activity (UDA)	50
19/20 Contracted orthodontic activity (UOA)	0
Carry forward orthodontic activity (UOA)	0
Baseline contract value	£292,992.31

ACCESS*

Patients seen in 24 months	Total	Change since previous quarter
Quarter ending September 2018	3,921	
Quarter ending December 2018	3,939	→
Quarter ending March 2019	3,984	→
Quarter ending June 2019	3,985	→
Quarter ending September 2019	3,939	↓
Variance since September 2018	0.5%	→



ACTIVITY



Month	Adjusted Scheduled Activity (UDA)	
	2019	2020
April	423	483
May	1,592	1,465
June	1,990	2,059
July	3,382	3,556
August	4,559	4,071
September	5,443	5,171
October	6,544	
November	7,392	
December	8,388	
January	9,528	
February	10,428	
March	11,925	
April	12,504	
May	12,511	
June	12,511	

QUALITY

	Quantity	Base Number	Contract	AT	Region	England
% of FP17s for the same patient ID Re-attending within 3 months - Children	37	468	7.9%	9.4%	11.3%	11.5%
% of FP17s for the same patient ID Re-attending within 3 months - Adults	328	2,422	13.5%	14.0%	14.7%	15.4%
% of FP17s for the same patient ID Re-attending between 3 & 9 months - Children	262	468	56.0%	57.4%	60.8%	59.7%
% of FP17s for the same patient ID Re-attending between 3 & 9 months - Adults	1,575	2,422	65.0%	51.1%	52.8%	51.7%
% of FP17s for Band 1 Urgent Courses	278	2,644	10.5%	8.8%	8.2%	9.2%
% of FP17s Relating to Free Repair or Replacements	60	2,644	2.3%	0.7%	0.7%	0.7%
% of FP17s Relating to Continuations	42	2,644	1.6%	0.7%	0.8%	0.8%
% of Patients satisfied with the dentistry they have received	12	13	92.3%	94.3%	93.2%	93.5%
% of Patients satisfied with the time they had to wait for an appointment	13	13	100.0%	88.6%	88.5%	87.4%

* This is based on patients treated on this contract for their most recent course of treatment. Figures in italics indicate the base number of FP17s or Patient Questionnaire responses are less than 100. N/A is shown where the base number of responses is less than 10 during the period. % is calculated as Quantity/Base number*100

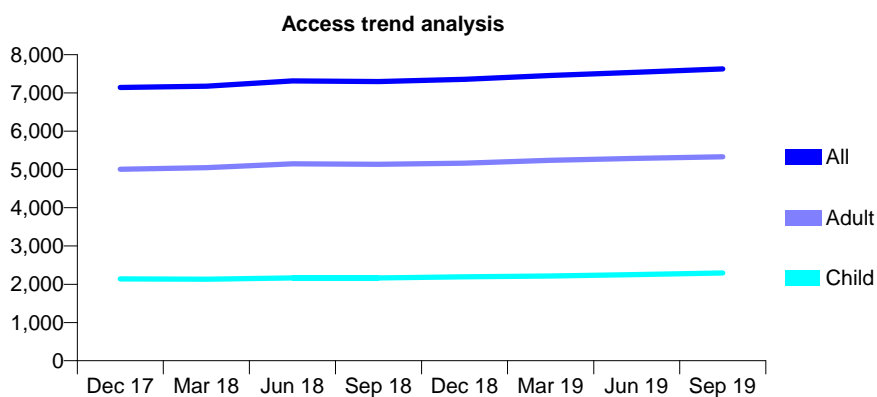
Q57 - Vital Signs At a Glance Contract Report for 138789/0001 - September 2019

Name or company name	Mr S B Radia & Mr P Vaid
Contract type name	GDS Contract
Purpose of contract	General
Contract start date	01/10/2008
Contract end date	

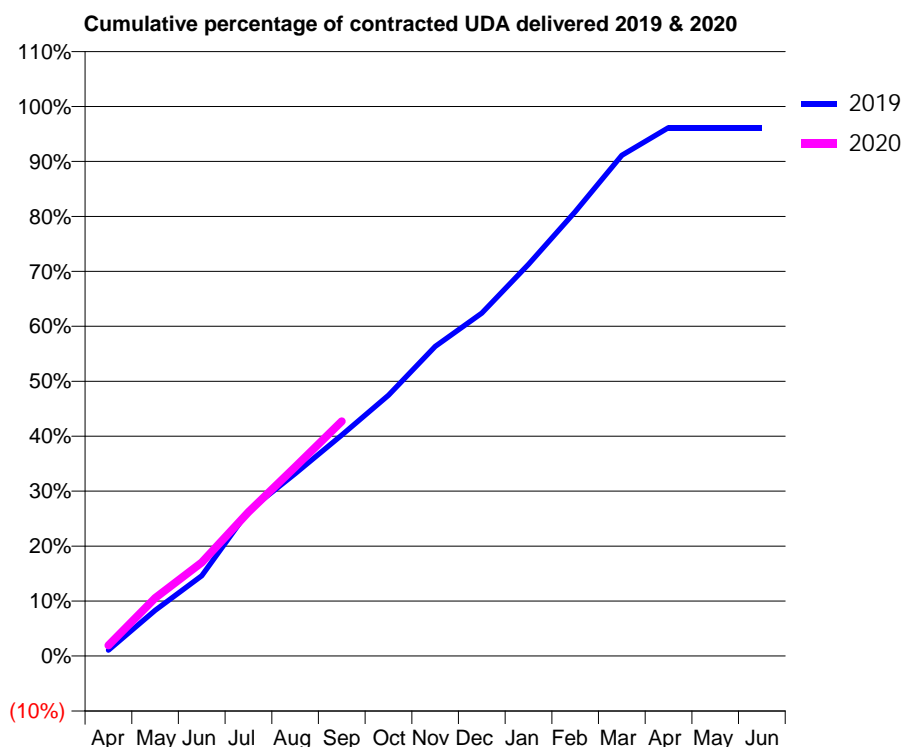
19/20 Contracted general activity (UDA)	25,465
Carry forward general activity (UDA)	980
19/20 Contracted orthodontic activity (UOA)	0
Carry forward orthodontic activity (UOA)	0
Baseline contract value	£772,544.07

ACCESS*

Patients seen in 24 months	Total	Change since previous quarter
Quarter ending September 2018	7,299	
Quarter ending December 2018	7,357	→
Quarter ending March 2019	7,454	→
Quarter ending June 2019	7,541	→
Quarter ending September 2019	7,628	→
Variance since September 2018	4.5%	↑



ACTIVITY



Month	Adjusted Scheduled Activity (UDA)	
	2019	2020
April	274	492
May	2,119	2,692
June	3,725	4,336
July	6,723	6,671
August	8,452	8,763
September	10,234	10,874
October	12,081	
November	14,346	
December	15,891	
January	18,154	
February	20,587	
March	23,200	
April	24,484	
May	24,485	
June	24,485	

QUALITY

	Quantity	Base Number	Contract	AT	Region	England
% of FP17s for the same patient ID Re-attending within 3 months - Children	204	1,771	11.5%	9.4%	11.3%	11.5%
% of FP17s for the same patient ID Re-attending within 3 months - Adults	385	3,379	11.4%	14.0%	14.7%	15.4%
% of FP17s for the same patient ID Re-attending between 3 & 9 months - Children	973	1,771	54.9%	57.4%	60.8%	59.7%
% of FP17s for the same patient ID Re-attending between 3 & 9 months - Adults	1,758	3,379	52.0%	51.1%	52.8%	51.7%
% of FP17s for Band 1 Urgent Courses	254	4,767	5.3%	8.8%	8.2%	9.2%
% of FP17s Relating to Free Repair or Replacements	13	4,767	0.3%	0.7%	0.7%	0.7%
% of FP17s Relating to Continuations	13	4,767	0.3%	0.7%	0.8%	0.8%
% of Patients satisfied with the dentistry they have received	1	2	N/A	94.3%	93.2%	93.5%
% of Patients satisfied with the time they had to wait for an appointment	1	2	N/A	88.6%	88.5%	87.4%

* This is based on patients treated on this contract for their most recent course of treatment. Figures in italics indicate the base number of FP17s or Patient Questionnaire responses are less than 100. N/A is shown where the base number of responses is less than 10 during the period. % is calculated as Quantity/Base number*100

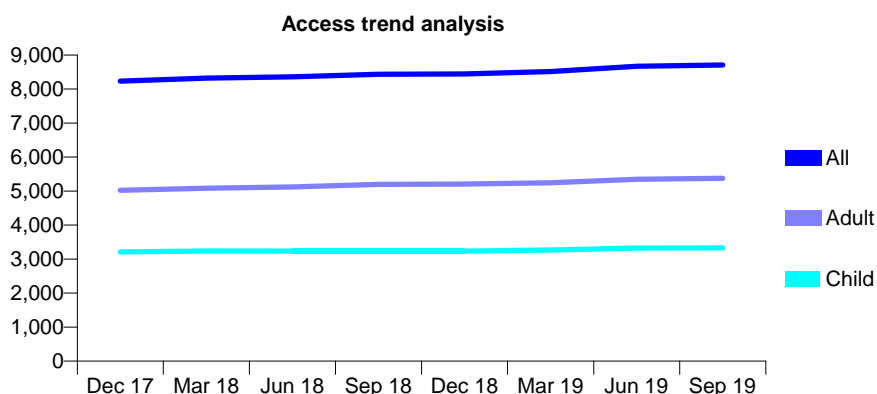
Q57 - Vital Signs At a Glance Contract Report for 139602/0001 - September 2019

Name or company name	Mr P D S N Datta
Contract type name	GDS Contract
Purpose of contract	General
Contract start date	01/04/2014
Contract end date	

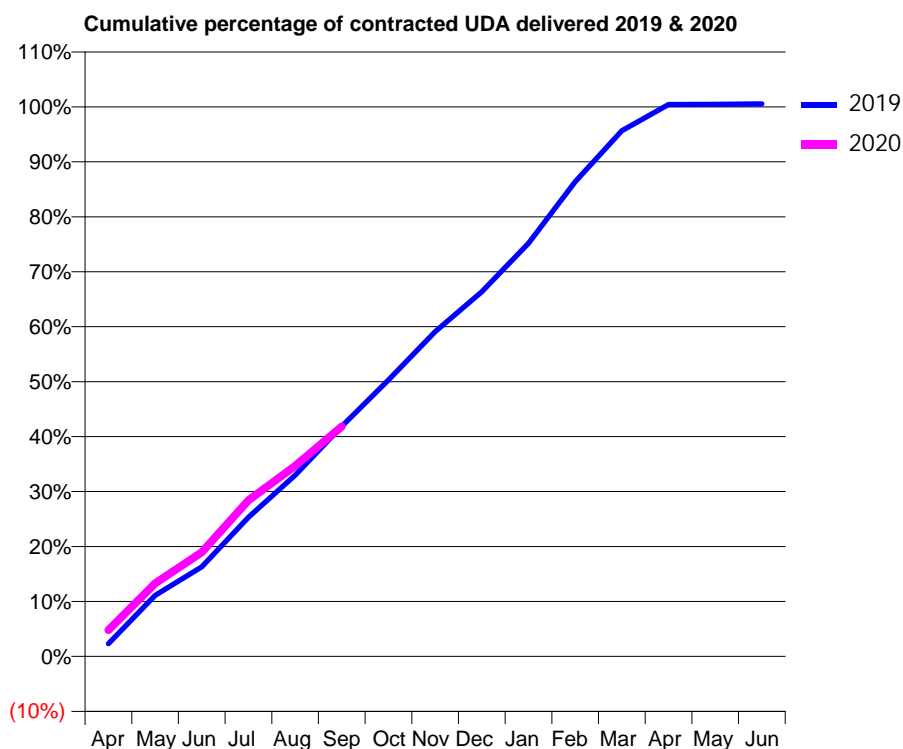
19/20 Contracted general activity (UDA)	19,930
Carry forward general activity (UDA)	-108
19/20 Contracted orthodontic activity (UOA)	0
Carry forward orthodontic activity (UOA)	0
Baseline contract value	£484,310.89

ACCESS*

Patients seen in 24 months	Total	Change since previous quarter
Quarter ending September 2018	8,434	
Quarter ending December 2018	8,444	→
Quarter ending March 2019	8,515	→
Quarter ending June 2019	8,671	→
Quarter ending September 2019	8,709	→
Variance since September 2018	3.3%	↑



ACTIVITY



Month	2019	2020
April	462	957
May	2,214	2,652
June	3,247	3,774
July	5,047	5,661
August	6,573	6,907
September	8,347	8,335
October	10,028	
November	11,781	
December	13,227	
January	14,988	
February	17,218	
March	19,063	
April	20,017	
May	20,021	
June	20,038	

QUALITY

	Quantity	Base Number	Contract	AT	Region	England
% of FP17s for the same patient ID Re-attending within 3 months - Children	165	1,851	8.9%	9.4%	11.3%	11.5%
% of FP17s for the same patient ID Re-attending within 3 months - Adults	515	2,769	18.6%	14.0%	14.7%	15.4%
% of FP17s for the same patient ID Re-attending between 3 & 9 months - Children	682	1,851	36.8%	57.4%	60.8%	59.7%
% of FP17s for the same patient ID Re-attending between 3 & 9 months - Adults	878	2,769	31.7%	51.1%	52.8%	51.7%
% of FP17s for Band 1 Urgent Courses	466	3,506	13.3%	8.8%	8.2%	9.2%
% of FP17s Relating to Free Repair or Replacements	5	3,506	0.1%	0.7%	0.7%	0.7%
% of FP17s Relating to Continuations	24	3,506	0.7%	0.7%	0.8%	0.8%
% of Patients satisfied with the dentistry they have received	1	1	N/A	94.3%	93.2%	93.5%
% of Patients satisfied with the time they had to wait for an appointment	1	1	N/A	88.6%	88.5%	87.4%

* This is based on patients treated on this contract for their most recent course of treatment. Figures in italics indicate the base number of FP17s or Patient Questionnaire responses are less than 100. N/A is shown where the base number of responses is less than 10 during the period. % is calculated as Quantity/Base number*100

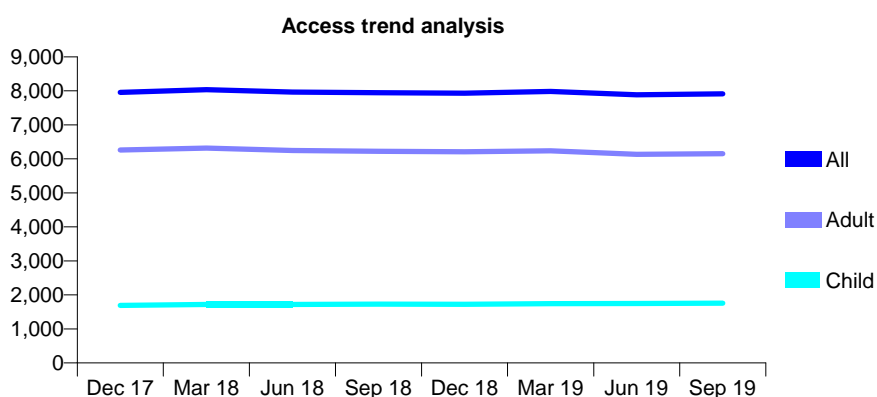
Q57 - Vital Signs At a Glance Contract Report for 139742/0001 - September 2019

Name or company name	Apex Dental Care Ltd
Contract type name	Pilot Contract
Purpose of contract	General
Contract start date	01/01/2015
Contract end date	

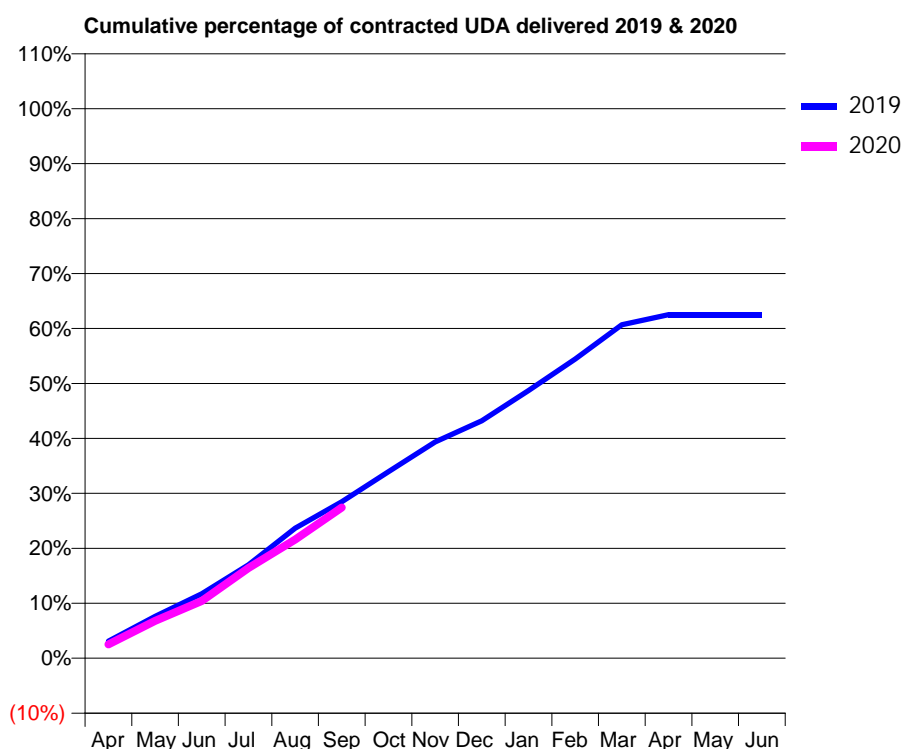
19/20 Contracted general activity (UDA)	26,597
Carry forward general activity (UDA)	0
19/20 Contracted orthodontic activity (UOA)	0
Carry forward orthodontic activity (UOA)	0
Baseline contract value	£752,862.27

ACCESS*

Patients seen in 24 months	Total	Change since previous quarter
Quarter ending September 2018	7,949	
Quarter ending December 2018	7,933	→
Quarter ending March 2019	7,984	→
Quarter ending June 2019	7,884	↓
Quarter ending September 2019	7,911	→
Variance since September 2018	(0.5%)	→



ACTIVITY



Month	2019	2020
April	822	665
May	2,026	1,812
June	3,124	2,771
July	4,524	4,364
August	6,293	5,742
September	7,575	7,289
October	9,029	
November	10,465	
December	11,495	
January	12,954	
February	14,480	
March	16,137	
April	16,620	
May	16,620	
June	16,620	

QUALITY

	Quantity	Base Number	Contract	AT	Region	England
% of FP17s for the same patient ID Re-attending within 3 months - Children	57	1,015	5.6%	9.4%	11.3%	11.5%
% of FP17s for the same patient ID Re-attending within 3 months - Adults	376	3,104	12.1%	14.0%	14.7%	15.4%
% of FP17s for the same patient ID Re-attending between 3 & 9 months - Children	456	1,015	44.9%	57.4%	60.8%	59.7%
% of FP17s for the same patient ID Re-attending between 3 & 9 months - Adults	1,123	3,104	36.2%	51.1%	52.8%	51.7%
% of FP17s for Band 1 Urgent Courses	342	3,824	8.9%	8.8%	8.2%	9.2%
% of FP17s Relating to Free Repair or Replacements	7	3,824	0.2%	0.7%	0.7%	0.7%
% of FP17s Relating to Continuations	35	3,824	0.9%	0.7%	0.8%	0.8%
% of Patients satisfied with the dentistry they have received	2	2	N/A	94.3%	93.2%	93.5%
% of Patients satisfied with the time they had to wait for an appointment	1	2	N/A	88.6%	88.5%	87.4%

* This is based on patients treated on this contract for their most recent course of treatment. Figures in italics indicate the base number of FP17s or Patient Questionnaire responses are less than 100. N/A is shown where the base number of responses is less than 10 during the period. % is calculated as Quantity/Base number*100

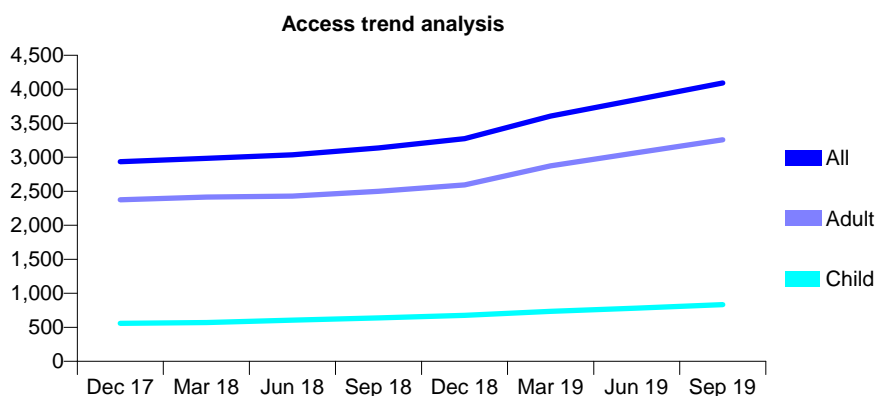
Q57 - Vital Signs At a Glance Contract Report for 140171/0001 - September 2019

Name or company name	The Toothplace Dental Surgery Limited
Contract type name	GDS Contract
Purpose of contract	General
Contract start date	01/12/2010
Contract end date	

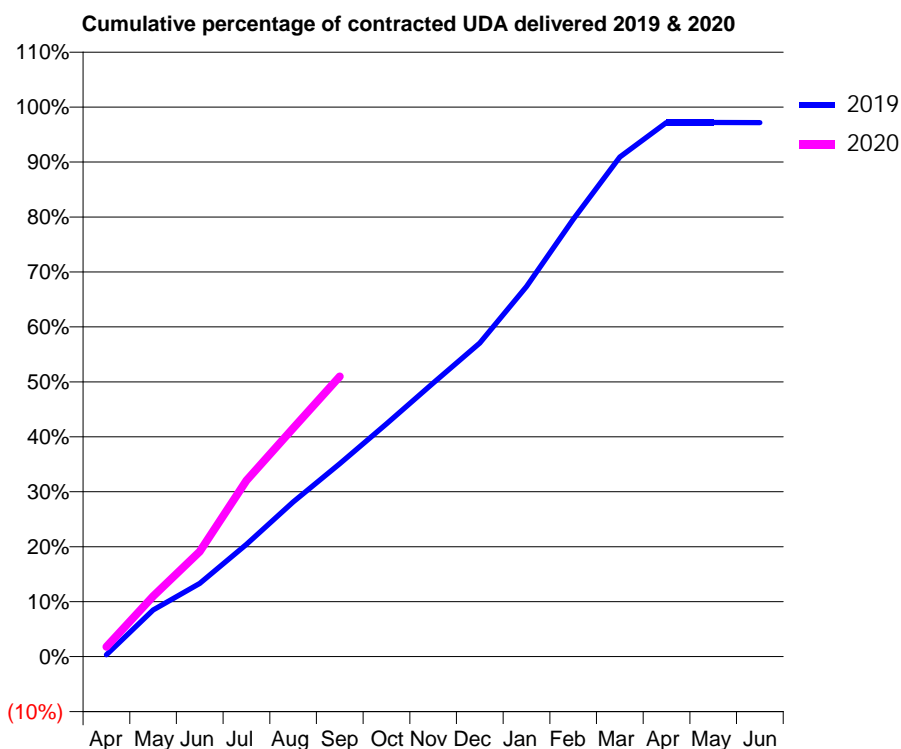
19/20 Contracted general activity (UDA)	12,114
Carry forward general activity (UDA)	344
19/20 Contracted orthodontic activity (UOA)	0
Carry forward orthodontic activity (UOA)	0
Baseline contract value	£390,015.42

ACCESS*

Patients seen in 24 months	Total	Change since previous quarter
Quarter ending September 2018	3,138	
Quarter ending December 2018	3,273	↑
Quarter ending March 2019	3,607	↑
Quarter ending June 2019	3,848	↑
Quarter ending September 2019	4,093	↑
Variance since September 2018	30.4%	↑



ACTIVITY



Month	Adjusted Scheduled Activity (UDA)	
	2019	2020
April	44	216
May	1,027	1,334
June	1,615	2,317
July	2,476	3,882
August	3,411	5,037
September	4,253	6,173
October	5,130	
November	6,031	
December	6,912	
January	8,159	
February	9,641	
March	11,010	
April	11,775	
May	11,776	
June	11,770	

QUALITY

	Quantity	Base Number	Contract	AT	Region	England
% of FP17s for the same patient ID Re-attending within 3 months - Children	40	611	6.5%	9.4%	11.3%	11.5%
% of FP17s for the same patient ID Re-attending within 3 months - Adults	274	2,456	11.2%	14.0%	14.7%	15.4%
% of FP17s for the same patient ID Re-attending between 3 & 9 months - Children	340	611	55.6%	57.4%	60.8%	59.7%
% of FP17s for the same patient ID Re-attending between 3 & 9 months - Adults	1,299	2,456	52.9%	51.1%	52.8%	51.7%
% of FP17s for Band 1 Urgent Courses	312	2,818	11.1%	8.8%	8.2%	9.2%
% of FP17s Relating to Free Repair or Replacements	20	2,818	0.7%	0.7%	0.7%	0.7%
% of FP17s Relating to Continuations	3	2,818	0.1%	0.7%	0.8%	0.8%
% of Patients satisfied with the dentistry they have received	1	1	N/A	94.3%	93.2%	93.5%
% of Patients satisfied with the time they had to wait for an appointment	1	1	N/A	88.6%	88.5%	87.4%

* This is based on patients treated on this contract for their most recent course of treatment. Figures in italics indicate the base number of FP17s or Patient Questionnaire responses are less than 100. N/A is shown where the base number of responses is less than 10 during the period. % is calculated as Quantity/Base number*100

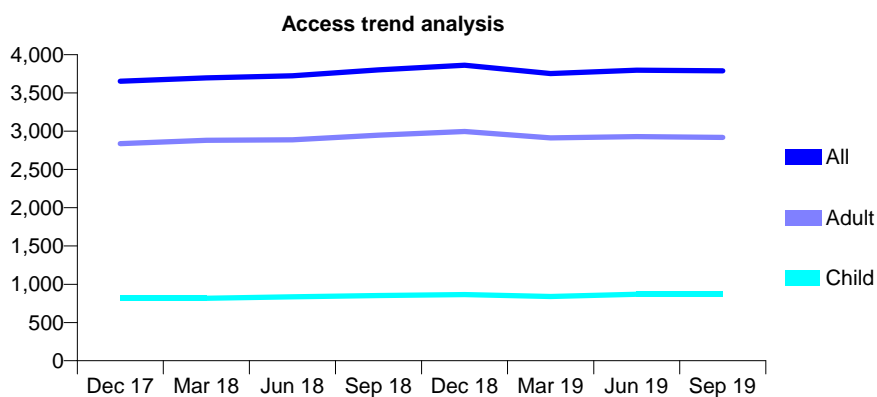
Q57 - Vital Signs At a Glance Contract Report for 142751/0001 - September 2019

Name or company name	Market Square Dental Practice
Contract type name	GDS Contract
Purpose of contract	General
Contract start date	01/09/2010
Contract end date	

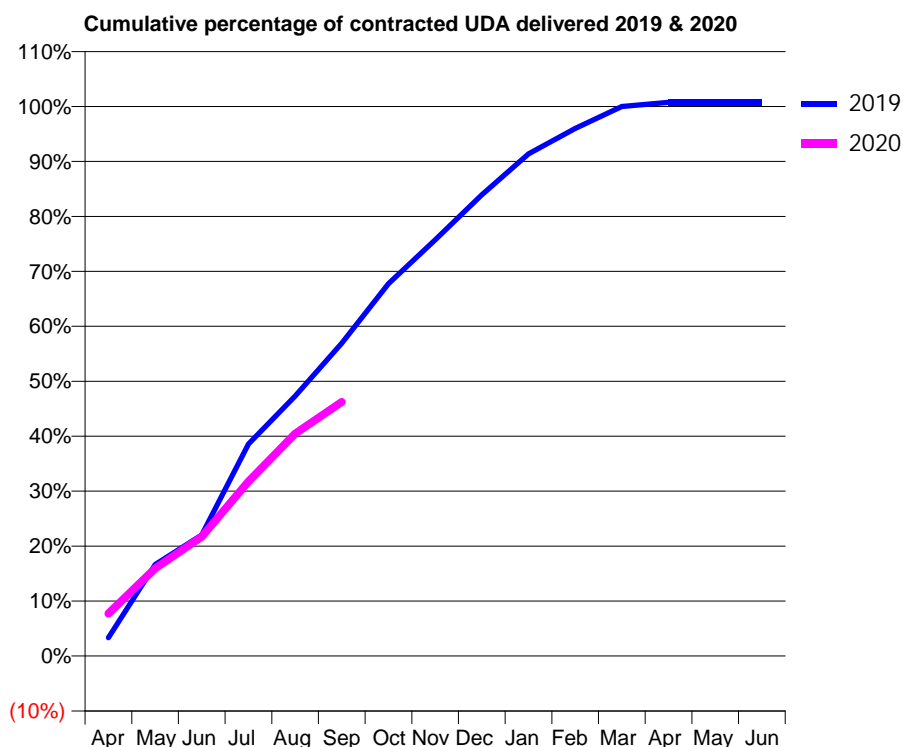
19/20 Contracted general activity (UDA)	10,968
Carry forward general activity (UDA)	-82
19/20 Contracted orthodontic activity (UOA)	0
Carry forward orthodontic activity (UOA)	0
Baseline contract value	£302,255.74

ACCESS*

Patients seen in 24 months	Total	Change since previous quarter
Quarter ending September 2018	3,803	
Quarter ending December 2018	3,862	→
Quarter ending March 2019	3,753	↓
Quarter ending June 2019	3,797	→
Quarter ending September 2019	3,788	→
Variance since September 2018	(0.4%)	→



ACTIVITY



Month	Adjusted Scheduled Activity (UDA)	
	2019	2020
April	365	849
May	1,823	1,751
June	2,415	2,381
July	4,232	3,484
August	5,189	4,438
September	6,242	5,072
October	7,429	
November	8,305	
December	9,206	
January	10,022	
February	10,531	
March	10,968	
April	11,051	
May	11,051	
June	11,050	

QUALITY

	Quantity	Base Number	Contract	AT	Region	England
% of FP17s for the same patient ID Re-attending within 3 months - Children	35	601	5.8%	9.4%	11.3%	11.5%
% of FP17s for the same patient ID Re-attending within 3 months - Adults	120	1,527	7.9%	14.0%	14.7%	15.4%
% of FP17s for the same patient ID Re-attending between 3 & 9 months - Children	267	601	44.4%	57.4%	60.8%	59.7%
% of FP17s for the same patient ID Re-attending between 3 & 9 months - Adults	658	1,527	43.1%	51.1%	52.8%	51.7%
% of FP17s for Band 1 Urgent Courses	122	2,099	5.8%	8.8%	8.2%	9.2%
% of FP17s Relating to Free Repair or Replacements	8	2,099	0.4%	0.7%	0.7%	0.7%
% of FP17s Relating to Continuations	3	2,099	0.1%	0.7%	0.8%	0.8%
% of Patients satisfied with the dentistry they have received	0	0	N/A	94.3%	93.2%	93.5%
% of Patients satisfied with the time they had to wait for an appointment	0	0	N/A	88.6%	88.5%	87.4%

* This is based on patients treated on this contract for their most recent course of treatment. Figures in italics indicate the base number of FP17s or Patient Questionnaire responses are less than 100. N/A is shown where the base number of responses is less than 10 during the period. % is calculated as Quantity/Base number*100

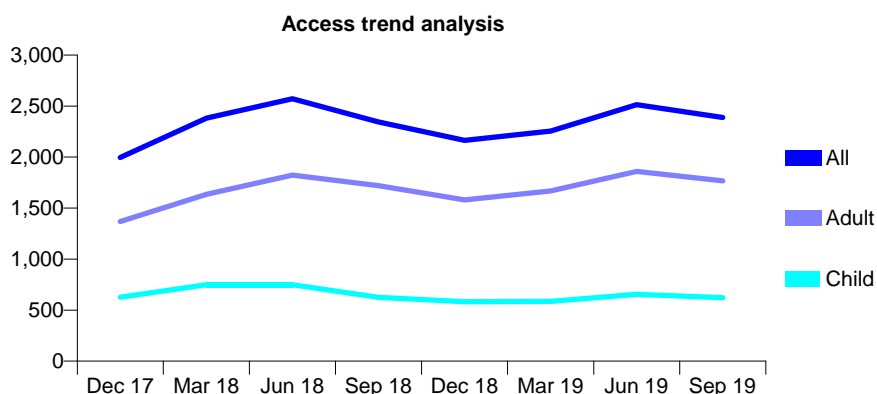
Q57 - Vital Signs At a Glance Contract Report for 143936/0001 - September 2019

Name or company name	Kangi Surgery Ltd
Contract type name	GDS Contract
Purpose of contract	General
Contract start date	01/04/2011
Contract end date	

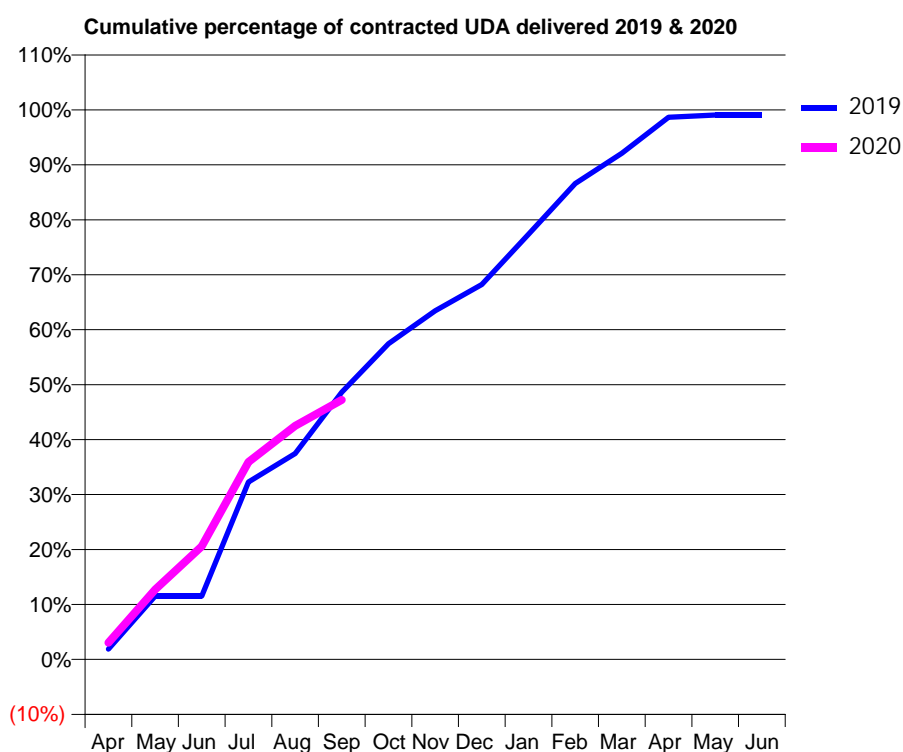
19/20 Contracted general activity (UDA)	4,813
Carry forward general activity (UDA)	46
19/20 Contracted orthodontic activity (UOA)	0
Carry forward orthodontic activity (UOA)	0
Baseline contract value	£119,309.30

ACCESS*

Patients seen in 24 months	Total	Change since previous quarter
Quarter ending September 2018	2,344	
Quarter ending December 2018	2,164	↓
Quarter ending March 2019	2,254	↑
Quarter ending June 2019	2,513	↑
Quarter ending September 2019	2,388	↓
Variance since September 2018	1.9%	→



ACTIVITY



Month	2019	2020
April	91	147
May	555	612
June	555	991
July	1,554	1,729
August	1,803	2,046
September	2,340	2,274
October	2,765	
November	3,054	
December	3,284	
January	3,724	
February	4,168	
March	4,433	
April	4,748	
May	4,767	
June	4,767	

QUALITY

	Quantity	Base Number	Contract	AT	Region	England
% of FP17s for the same patient ID Re-attending within 3 months - Children	29	523	5.5%	9.4%	11.3%	11.5%
% of FP17s for the same patient ID Re-attending within 3 months - Adults	79	1,048	7.5%	14.0%	14.7%	15.4%
% of FP17s for the same patient ID Re-attending between 3 & 9 months - Children	197	523	37.7%	57.4%	60.8%	59.7%
% of FP17s for the same patient ID Re-attending between 3 & 9 months - Adults	310	1,048	29.6%	51.1%	52.8%	51.7%
% of FP17s for Band 1 Urgent Courses	145	1,419	10.2%	8.8%	8.2%	9.2%
% of FP17s Relating to Free Repair or Replacements	0	1,419	0.0%	0.7%	0.7%	0.7%
% of FP17s Relating to Continuations	7	1,419	0.5%	0.7%	0.8%	0.8%
% of Patients satisfied with the dentistry they have received	2	2	N/A	94.3%	93.2%	93.5%
% of Patients satisfied with the time they had to wait for an appointment	2	2	N/A	88.6%	88.5%	87.4%

* This is based on patients treated on this contract for their most recent course of treatment. Figures in italics indicate the base number of FP17s or Patient Questionnaire responses are less than 100. N/A is shown where the base number of responses is less than 10 during the period. % is calculated as Quantity/Base number*100

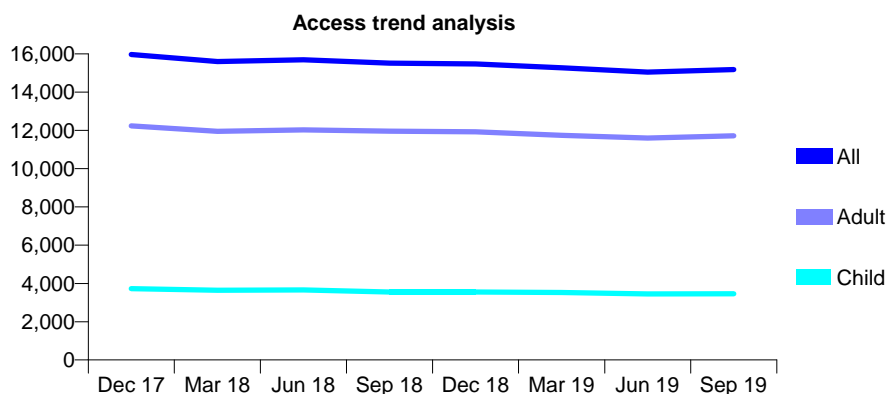
Q57 - Vital Signs At a Glance Contract Report for 145394/0001 - September 2019

Name or company name	Ongar Road Dental Practice
Contract type name	GDS Contract
Purpose of contract	General
Contract start date	01/04/2006
Contract end date	

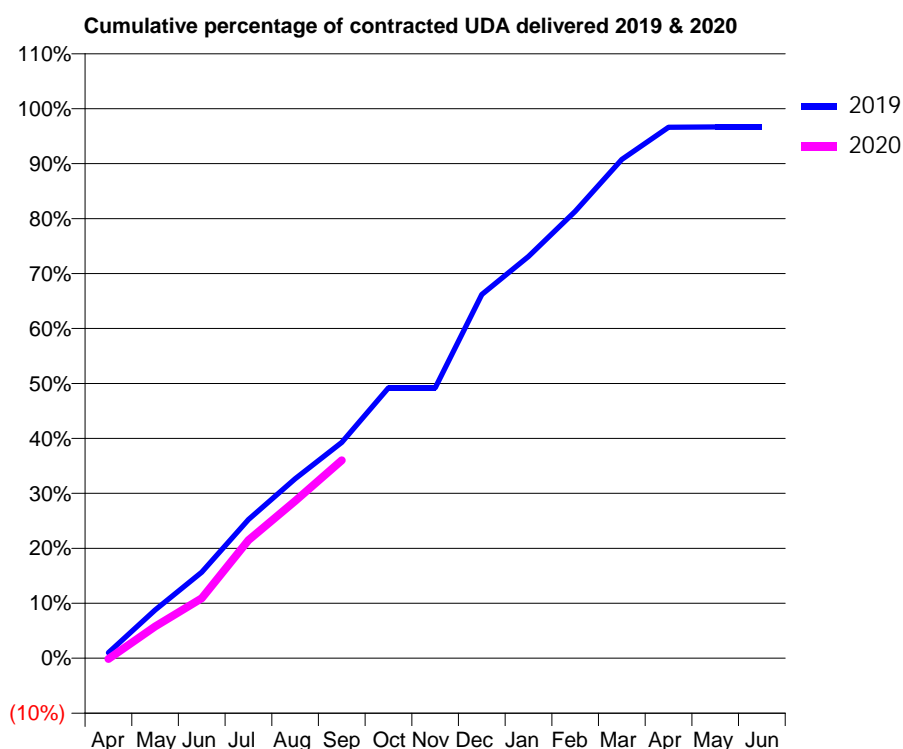
19/20 Contracted general activity (UDA)	43,259
Carry forward general activity (UDA)	1,438
19/20 Contracted orthodontic activity (UOA)	0
Carry forward orthodontic activity (UOA)	0
Baseline contract value	£1,103,214.18

ACCESS*

Patients seen in 24 months	Total	Change since previous quarter
Quarter ending September 2018	15,512	
Quarter ending December 2018	15,477	→
Quarter ending March 2019	15,269	↓
Quarter ending June 2019	15,046	↓
Quarter ending September 2019	15,178	→
Variance since September 2018	(2.2%)	↓



ACTIVITY



Month	2019	2020
April	432	-67
May	3,795	2,508
June	6,771	4,720
July	10,908	9,294
August	14,131	12,379
September	16,986	15,570
October	21,288	
November	21,288	
December	28,636	
January	31,619	
February	35,179	
March	39,253	
April	41,795	
May	41,819	
June	41,821	

QUALITY

	Quantity	Base Number	Contract	AT	Region	England
% of FP17s for the same patient ID Re-attending within 3 months - Children	117	2,362	5.0%	9.4%	11.3%	11.5%
% of FP17s for the same patient ID Re-attending within 3 months - Adults	1,071	7,516	14.2%	14.0%	14.7%	15.4%
% of FP17s for the same patient ID Re-attending between 3 & 9 months - Children	1,452	2,362	61.5%	57.4%	60.8%	59.7%
% of FP17s for the same patient ID Re-attending between 3 & 9 months - Adults	3,899	7,516	51.9%	51.1%	52.8%	51.7%
% of FP17s for Band 1 Urgent Courses	794	8,737	9.1%	8.8%	8.2%	9.2%
% of FP17s Relating to Free Repair or Replacements	102	8,737	1.2%	0.7%	0.7%	0.7%
% of FP17s Relating to Continuations	77	8,737	0.9%	0.7%	0.8%	0.8%
% of Patients satisfied with the dentistry they have received	4	5	N/A	94.3%	93.2%	93.5%
% of Patients satisfied with the time they had to wait for an appointment	5	5	N/A	88.6%	88.5%	87.4%

* This is based on patients treated on this contract for their most recent course of treatment. Figures in italics indicate the base number of FP17s or Patient Questionnaire responses are less than 100. N/A is shown where the base number of responses is less than 10 during the period. % is calculated as Quantity/Base number*100

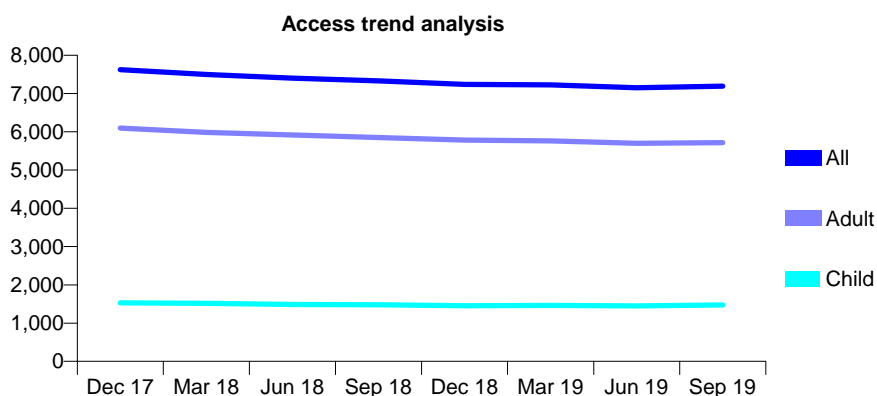
Q57 - Vital Signs At a Glance Contract Report for 146994/0001 - September 2019

Name or company name	Ms N Ahmed
Contract type name	GDS Contract
Purpose of contract	General
Contract start date	01/04/2011
Contract end date	

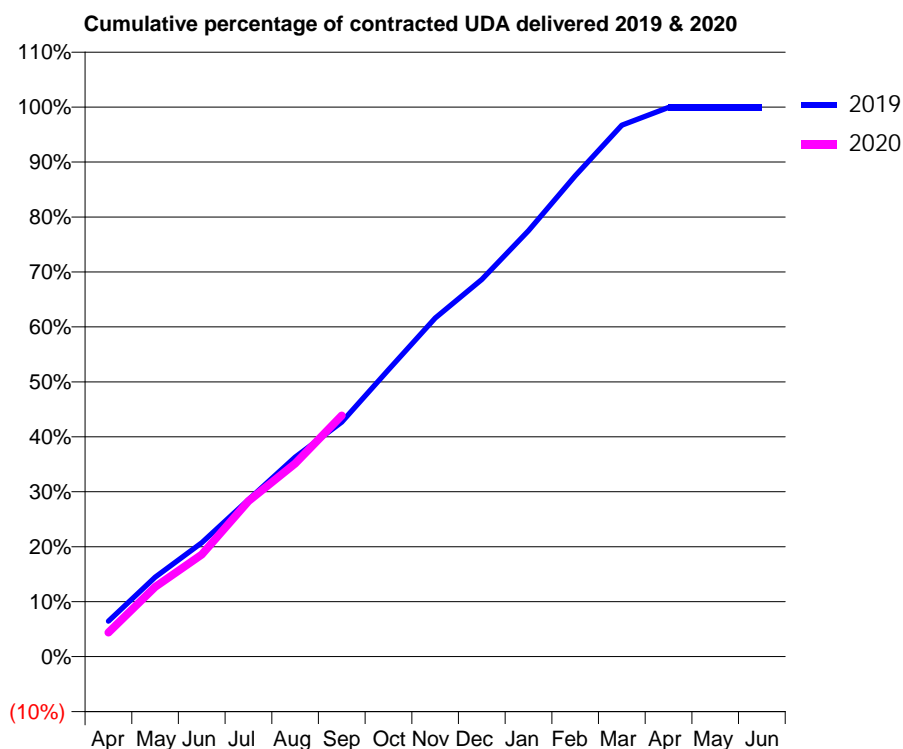
19/20 Contracted general activity (UDA)	20,028
Carry forward general activity (UDA)	12
19/20 Contracted orthodontic activity (UOA)	0
Carry forward orthodontic activity (UOA)	0
Baseline contract value	£502,714.70

ACCESS*

Patients seen in 24 months	Total	Change since previous quarter
Quarter ending September 2018	7,332	
Quarter ending December 2018	7,240	↓
Quarter ending March 2019	7,225	→
Quarter ending June 2019	7,151	↓
Quarter ending September 2019	7,192	→
Variance since September 2018	(1.9%)	↓



ACTIVITY



Month	Adjusted Scheduled Activity (UDA)	
	2019	2020
April	1,294	880
May	2,901	2,541
June	4,155	3,722
July	5,718	5,667
August	7,266	7,039
September	8,546	8,791
October	10,457	
November	12,335	
December	13,742	
January	15,521	
February	17,525	
March	19,366	
April	20,017	
May	20,010	
June	20,016	

QUALITY

	Quantity	Base Number	Contract	AT	Region	England
% of FP17s for the same patient ID Re-attending within 3 months - Children	50	1,151	4.3%	9.4%	11.3%	11.5%
% of FP17s for the same patient ID Re-attending within 3 months - Adults	479	4,491	10.7%	14.0%	14.7%	15.4%
% of FP17s for the same patient ID Re-attending between 3 & 9 months - Children	780	1,151	67.8%	57.4%	60.8%	59.7%
% of FP17s for the same patient ID Re-attending between 3 & 9 months - Adults	2,924	4,491	65.1%	51.1%	52.8%	51.7%
% of FP17s for Band 1 Urgent Courses	301	5,289	5.7%	8.8%	8.2%	9.2%
% of FP17s Relating to Free Repair or Replacements	54	5,289	1.0%	0.7%	0.7%	0.7%
% of FP17s Relating to Continuations	1	5,289	0.0%	0.7%	0.8%	0.8%
% of Patients satisfied with the dentistry they have received	1	1	N/A	94.3%	93.2%	93.5%
% of Patients satisfied with the time they had to wait for an appointment	1	1	N/A	88.6%	88.5%	87.4%

* This is based on patients treated on this contract for their most recent course of treatment. Figures in italics indicate the base number of FP17s or Patient Questionnaire responses are less than 100. N/A is shown where the base number of responses is less than 10 during the period. % is calculated as Quantity/Base number*100

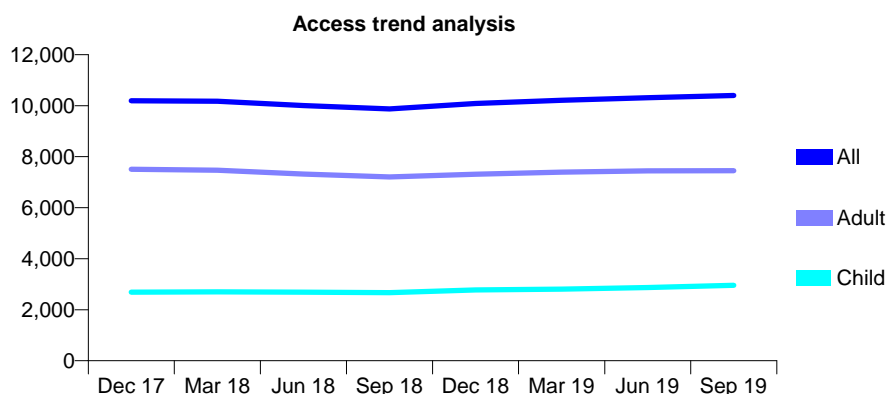
Q57 - Vital Signs At a Glance Contract Report for 147923/0001 - September 2019

Name or company name	Southend Dental Care
Contract type name	PDS Plus Contract
Purpose of contract	General
Contract start date	01/12/2011
Contract end date	31/03/2020

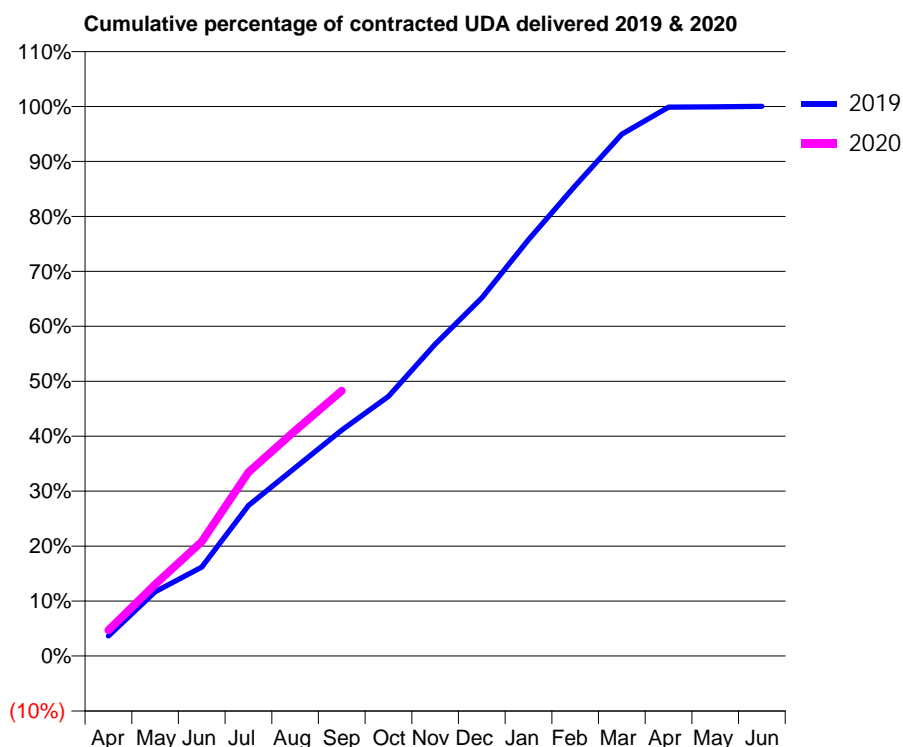
19/20 Contracted general activity (UDA)	28,400
Carry forward general activity (UDA)	-2
19/20 Contracted orthodontic activity (UOA)	0
Carry forward orthodontic activity (UOA)	0
Baseline contract value	£671,384.71

ACCESS*

Patients seen in 24 months	Total	Change since previous quarter
Quarter ending September 2018	9,877	
Quarter ending December 2018	10,090	↑
Quarter ending March 2019	10,209	→
Quarter ending June 2019	10,314	→
Quarter ending September 2019	10,402	→
Variance since September 2018	5.3%	↑



ACTIVITY



Month	Adjusted Scheduled Activity (UDA)	
	2019	2020
April	1,020	1,334
May	3,279	3,702
June	4,529	5,908
July	7,665	9,499
August	9,598	11,654
September	11,505	13,712
October	13,232	
November	15,888	
December	18,246	
January	21,213	
February	23,964	
March	26,586	
April	27,965	
May	27,981	
June	28,002	

QUALITY

	Quantity	Base Number	Contract	AT	Region	England
% of FP17s for the same patient ID Re-attending within 3 months - Children	192	2,142	9.0%	9.4%	11.3%	11.5%
% of FP17s for the same patient ID Re-attending within 3 months - Adults	707	4,509	15.7%	14.0%	14.7%	15.4%
% of FP17s for the same patient ID Re-attending between 3 & 9 months - Children	1,096	2,142	51.2%	57.4%	60.8%	59.7%
% of FP17s for the same patient ID Re-attending between 3 & 9 months - Adults	2,025	4,509	44.9%	51.1%	52.8%	51.7%
% of FP17s for Band 1 Urgent Courses	584	6,126	9.5%	8.8%	8.2%	9.2%
% of FP17s Relating to Free Repair or Replacements	7	6,126	0.1%	0.7%	0.7%	0.7%
% of FP17s Relating to Continuations	7	6,126	0.1%	0.7%	0.8%	0.8%
% of Patients satisfied with the dentistry they have received	4	4	N/A	94.3%	93.2%	93.5%
% of Patients satisfied with the time they had to wait for an appointment	4	4	N/A	88.6%	88.5%	87.4%

* This is based on patients treated on this contract for their most recent course of treatment. Figures in italics indicate the base number of FP17s or Patient Questionnaire responses are less than 100. N/A is shown where the base number of responses is less than 10 during the period. % is calculated as Quantity/Base number*100

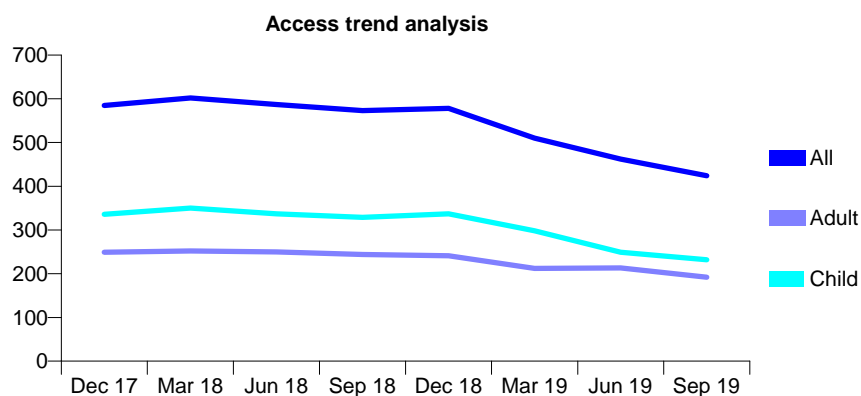
Q57 - Vital Signs At a Glance Contract Report for 150843/0001 - September 2019

Name or company name	MJ Dooley (Dental Surgeon) Ltd
Contract type name	GDS Contract
Purpose of contract	General
Contract start date	01/11/2010
Contract end date	

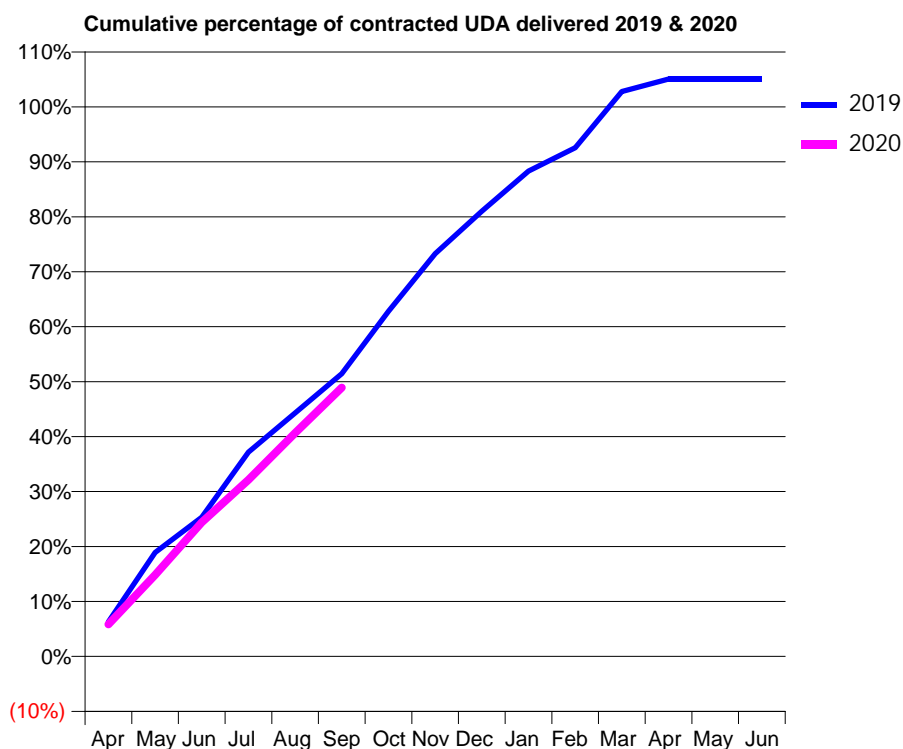
19/20 Contracted general activity (UDA)	1,100
Carry forward general activity (UDA)	-22
19/20 Contracted orthodontic activity (UOA)	0
Carry forward orthodontic activity (UOA)	0
Baseline contract value	£24,991.36

ACCESS*

Patients seen in 24 months	Total	Change since previous quarter
Quarter ending September 2018	573	
Quarter ending December 2018	578	→
Quarter ending March 2019	510	↓
Quarter ending June 2019	462	↓
Quarter ending September 2019	424	↓
Variance since September 2018	(26.0%)	↓



ACTIVITY



Month	2019	2020
April	69	64
May	208	163
June	279	268
July	409	354
August	488	447
September	566	538
October	691	
November	806	
December	891	
January	972	
February	1,018	
March	1,131	
April	1,156	
May	1,156	
June	1,156	

QUALITY

	Quantity	Base Number	Contract	AT	Region	England
% of FP17s for the same patient ID Re-attending within 3 months - Children	9	176	5.1%	9.4%	11.3%	11.5%
% of FP17s for the same patient ID Re-attending within 3 months - Adults	8	111	7.2%	14.0%	14.7%	15.4%
% of FP17s for the same patient ID Re-attending between 3 & 9 months - Children	97	176	55.1%	57.4%	60.8%	59.7%
% of FP17s for the same patient ID Re-attending between 3 & 9 months - Adults	55	111	49.5%	51.1%	52.8%	51.7%
% of FP17s for Band 1 Urgent Courses	20	274	7.3%	8.8%	8.2%	9.2%
% of FP17s Relating to Free Repair or Replacements	0	274	0.0%	0.7%	0.7%	0.7%
% of FP17s Relating to Continuations	1	274	0.4%	0.7%	0.8%	0.8%
% of Patients satisfied with the dentistry they have received	0	0	N/A	94.3%	93.2%	93.5%
% of Patients satisfied with the time they had to wait for an appointment	0	0	N/A	88.6%	88.5%	87.4%

* This is based on patients treated on this contract for their most recent course of treatment. Figures in italics indicate the base number of FP17s or Patient Questionnaire responses are less than 100. N/A is shown where the base number of responses is less than 10 during the period. % is calculated as Quantity/Base number*100

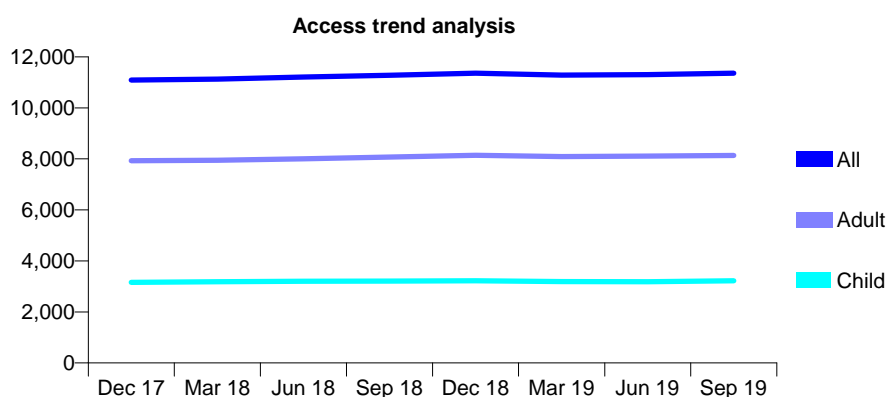
Q57 - Vital Signs At a Glance Contract Report for 155152/0001 - September 2019

Name or company name	Amar Dave and Rahul Patel & Basildon Der
Contract type name	GDS Contract
Purpose of contract	General
Contract start date	01/04/2014
Contract end date	

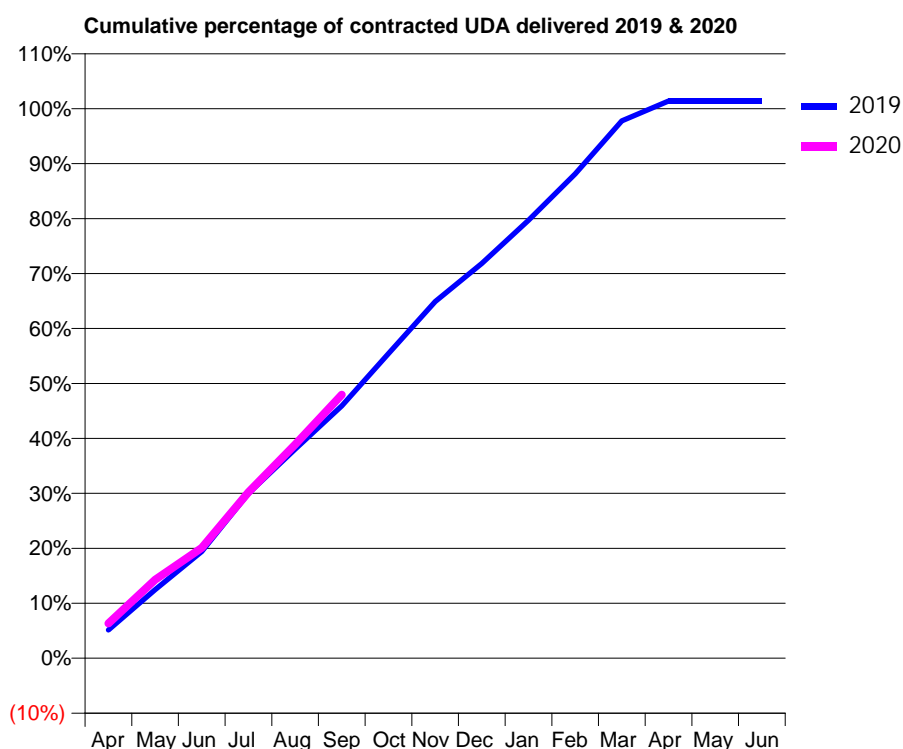
19/20 Contracted general activity (UDA)	31,000
Carry forward general activity (UDA)	-428
19/20 Contracted orthodontic activity (UOA)	0
Carry forward orthodontic activity (UOA)	0
Baseline contract value	£852,269.86

ACCESS*

Patients seen in 24 months	Total	Change since previous quarter
Quarter ending September 2018	11,279	
Quarter ending December 2018	11,361	→
Quarter ending March 2019	11,285	→
Quarter ending June 2019	11,301	→
Quarter ending September 2019	11,358	→
Variance since September 2018	0.7%	→



ACTIVITY



Month	2019	2020
April	1,593	1,965
May	3,871	4,429
June	6,012	6,228
July	9,292	9,367
August	11,797	12,055
September	14,236	14,865
October	17,184	
November	20,118	
December	22,265	
January	24,699	
February	27,324	
March	30,316	
April	31,424	
May	31,428	
June	31,428	

QUALITY

	Quantity	Base Number	Contract	AT	Region	England
% of FP17s for the same patient ID Re-attending within 3 months - Children	155	2,365	6.6%	9.4%	11.3%	11.5%
% of FP17s for the same patient ID Re-attending within 3 months - Adults	640	5,235	12.2%	14.0%	14.7%	15.4%
% of FP17s for the same patient ID Re-attending between 3 & 9 months - Children	1,449	2,365	61.3%	57.4%	60.8%	59.7%
% of FP17s for the same patient ID Re-attending between 3 & 9 months - Adults	2,676	5,235	51.1%	51.1%	52.8%	51.7%
% of FP17s for Band 1 Urgent Courses	683	7,119	9.6%	8.8%	8.2%	9.2%
% of FP17s Relating to Free Repair or Replacements	37	7,119	0.5%	0.7%	0.7%	0.7%
% of FP17s Relating to Continuations	36	7,119	0.5%	0.7%	0.8%	0.8%
% of Patients satisfied with the dentistry they have received	8	8	N/A	94.3%	93.2%	93.5%
% of Patients satisfied with the time they had to wait for an appointment	8	8	N/A	88.6%	88.5%	87.4%

* This is based on patients treated on this contract for their most recent course of treatment.

Figures in italics indicate the base number of FP17s or Patient Questionnaire responses are less than 100. N/A is shown where the base number of responses is less than 10 during the period. % is calculated as Quantity/Base number*100

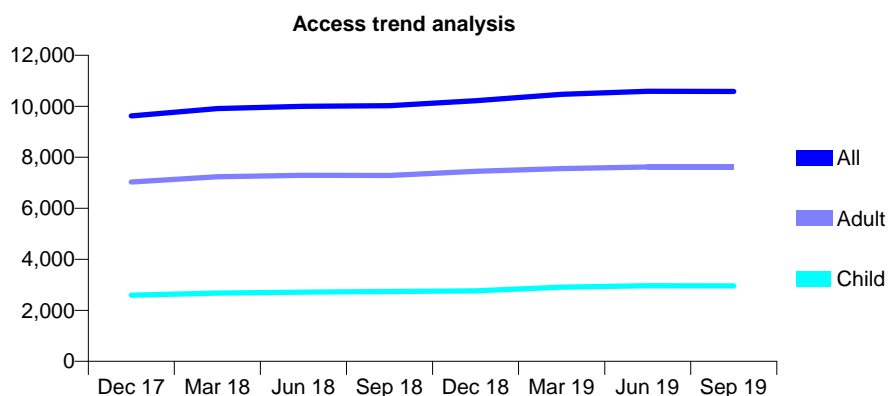
Q57 - Vital Signs At a Glance Contract Report for 157155/0002 - September 2019

Name or company name	Inspire Dental Eastwood Ltd
Contract type name	GDS Contract
Purpose of contract	General
Contract start date	01/09/2007
Contract end date	

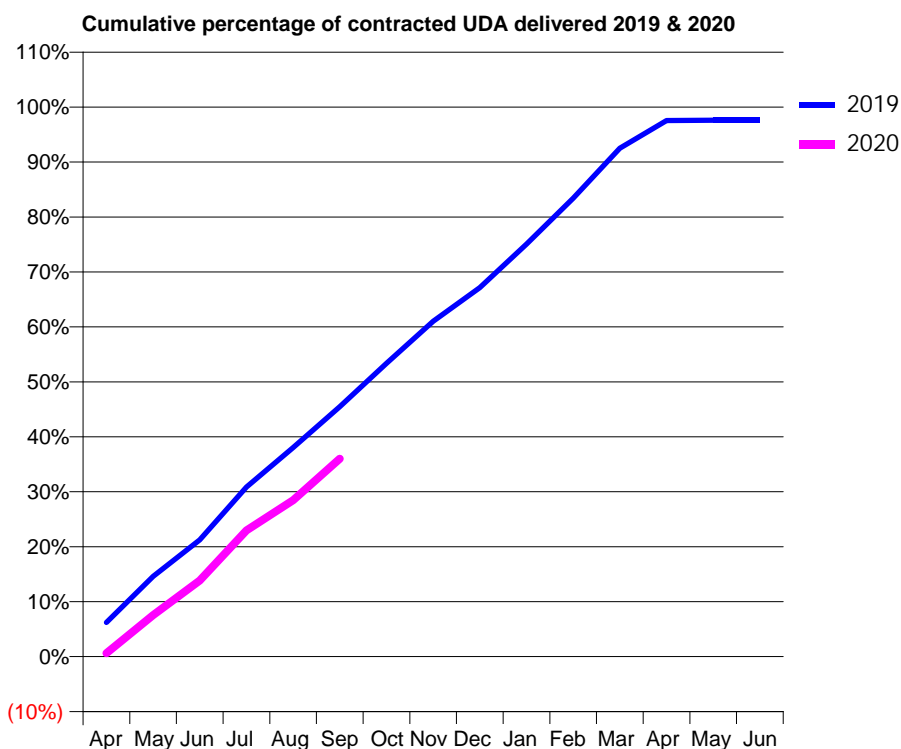
19/20 Contracted general activity (UDA)	32,838
Carry forward general activity (UDA)	790
19/20 Contracted orthodontic activity (UOA)	0
Carry forward orthodontic activity (UOA)	0
Baseline contract value	£945,759.11

ACCESS*

Patients seen in 24 months	Total	Change since previous quarter
Quarter ending September 2018	10,023	
Quarter ending December 2018	10,219	→
Quarter ending March 2019	10,468	↑
Quarter ending June 2019	10,585	→
Quarter ending September 2019	10,578	→
Variance since September 2018	5.5%	↑



ACTIVITY



Month	Adjusted Scheduled Activity (UDA)	
	2019	2020
April	2,046	215
May	4,793	2,481
June	6,977	4,545
July	10,129	7,540
August	12,491	9,349
September	14,936	11,829
October	17,529	
November	20,039	
December	22,049	
January	24,652	
February	27,394	
March	30,382	
April	32,027	
May	32,048	
June	32,048	

QUALITY

	Quantity	Base Number	Contract	AT	Region	England
% of FP17s for the same patient ID Re-attending within 3 months - Children	144	2,013	7.2%	9.4%	11.3%	11.5%
% of FP17s for the same patient ID Re-attending within 3 months - Adults	637	4,690	13.6%	14.0%	14.7%	15.4%
% of FP17s for the same patient ID Re-attending between 3 & 9 months - Children	1,238	2,013	61.5%	57.4%	60.8%	59.7%
% of FP17s for the same patient ID Re-attending between 3 & 9 months - Adults	2,623	4,690	55.9%	51.1%	52.8%	51.7%
% of FP17s for Band 1 Urgent Courses	433	6,035	7.2%	8.8%	8.2%	9.2%
% of FP17s Relating to Free Repair or Replacements	80	6,035	1.3%	0.7%	0.7%	0.7%
% of FP17s Relating to Continuations	36	6,035	0.6%	0.7%	0.8%	0.8%
% of Patients satisfied with the dentistry they have received	5	6	N/A	94.3%	93.2%	93.5%
% of Patients satisfied with the time they had to wait for an appointment	5	6	N/A	88.6%	88.5%	87.4%

* This is based on patients treated on this contract for their most recent course of treatment. Figures in italics indicate the base number of FP17s or Patient Questionnaire responses are less than 100. N/A is shown where the base number of responses is less than 10 during the period. % is calculated as Quantity/Base number*100

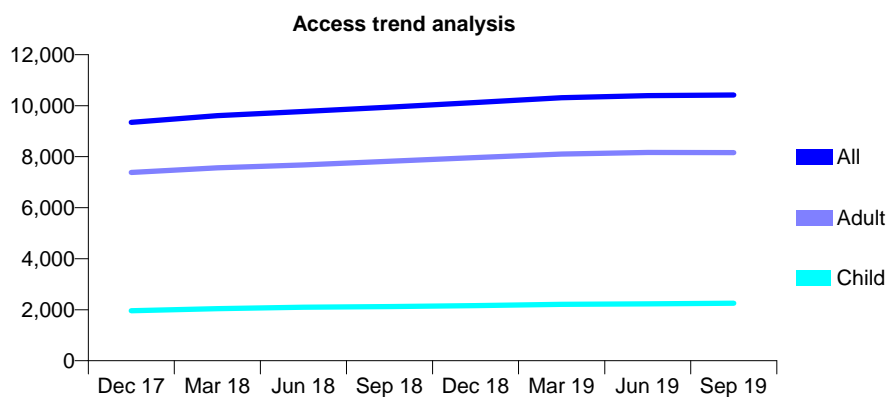
Q57 - Vital Signs At a Glance Contract Report for 157376/0001 - September 2019

Name or company name	St Michael's House Dental Surgery
Contract type name	GDS Contract
Purpose of contract	General
Contract start date	01/09/2011
Contract end date	

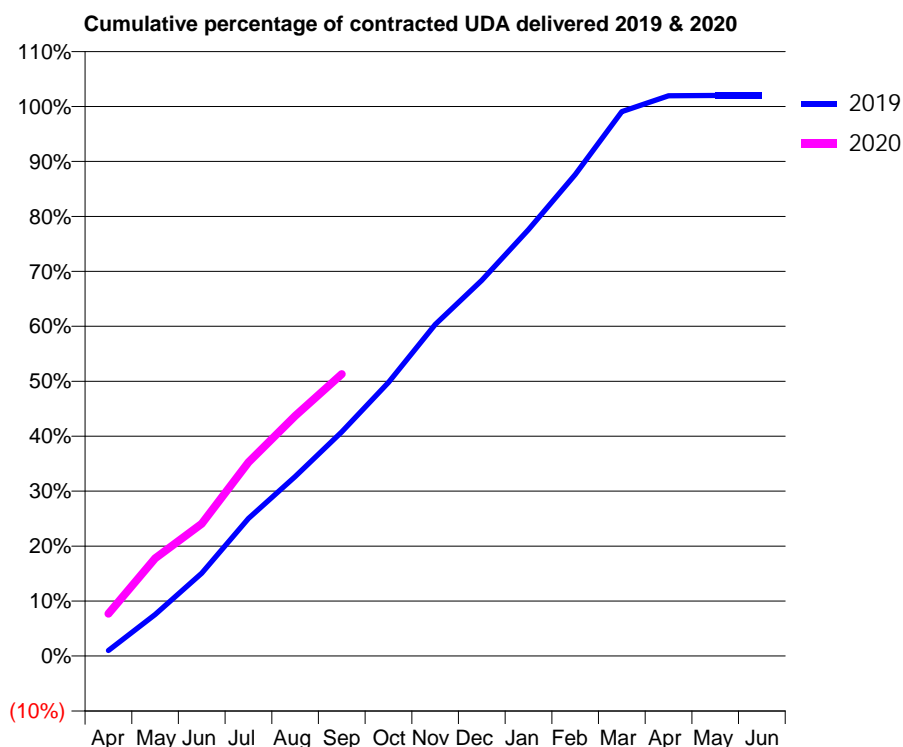
19/20 Contracted general activity (UDA)	27,231
Carry forward general activity (UDA)	-545
19/20 Contracted orthodontic activity (UOA)	0
Carry forward orthodontic activity (UOA)	0
Baseline contract value	£874,654.65

ACCESS*

Patients seen in 24 months	Total	Change since previous quarter
Quarter ending September 2018	9,944	
Quarter ending December 2018	10,126	→
Quarter ending March 2019	10,314	→
Quarter ending June 2019	10,392	→
Quarter ending September 2019	10,416	→
Variance since September 2018	4.7%	↑



ACTIVITY



Month	Adjusted Scheduled Activity (UDA)	
	2019	2020
April	276	2,096
May	2,060	4,839
June	4,109	6,551
July	6,816	9,599
August	8,888	11,895
September	11,102	13,966
October	13,559	
November	16,429	
December	18,621	
January	21,127	
February	23,860	
March	26,974	
April	27,760	
May	27,777	
June	27,778	

QUALITY

	Quantity	Base Number	Contract	AT	Region	England
% of FP17s for the same patient ID Re-attending within 3 months - Children	153	1,856	8.2%	9.4%	11.3%	11.5%
% of FP17s for the same patient ID Re-attending within 3 months - Adults	834	6,301	13.2%	14.0%	14.7%	15.4%
% of FP17s for the same patient ID Re-attending between 3 & 9 months - Children	1,252	1,856	67.5%	57.4%	60.8%	59.7%
% of FP17s for the same patient ID Re-attending between 3 & 9 months - Adults	4,295	6,301	68.2%	51.1%	52.8%	51.7%
% of FP17s for Band 1 Urgent Courses	689	7,795	8.8%	8.8%	8.2%	9.2%
% of FP17s Relating to Free Repair or Replacements	42	7,795	0.5%	0.7%	0.7%	0.7%
% of FP17s Relating to Continuations	30	7,795	0.4%	0.7%	0.8%	0.8%
% of Patients satisfied with the dentistry they have received	7	7	N/A	94.3%	93.2%	93.5%
% of Patients satisfied with the time they had to wait for an appointment	7	7	N/A	88.6%	88.5%	87.4%

* This is based on patients treated on this contract for their most recent course of treatment. Figures in italics indicate the base number of FP17s or Patient Questionnaire responses are less than 100. N/A is shown where the base number of responses is less than 10 during the period. % is calculated as Quantity/Base number*100

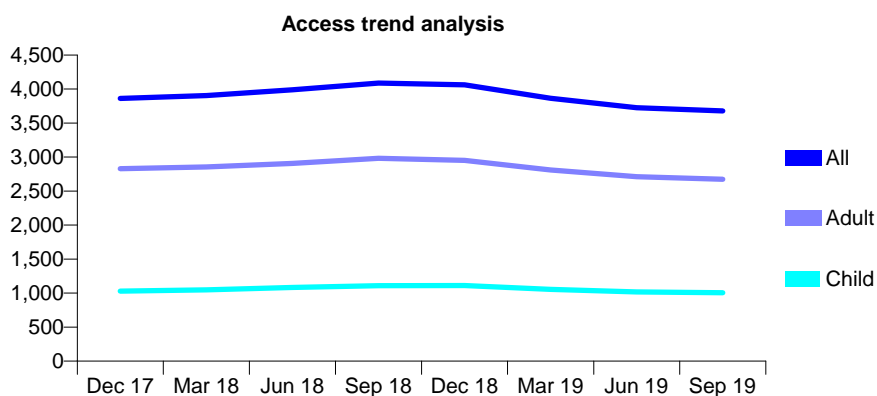
Q57 - Vital Signs At a Glance Contract Report for 157910/0001 - September 2019

Name or company name	Datta and Najefi
Contract type name	GDS Contract
Purpose of contract	General
Contract start date	01/04/2006
Contract end date	

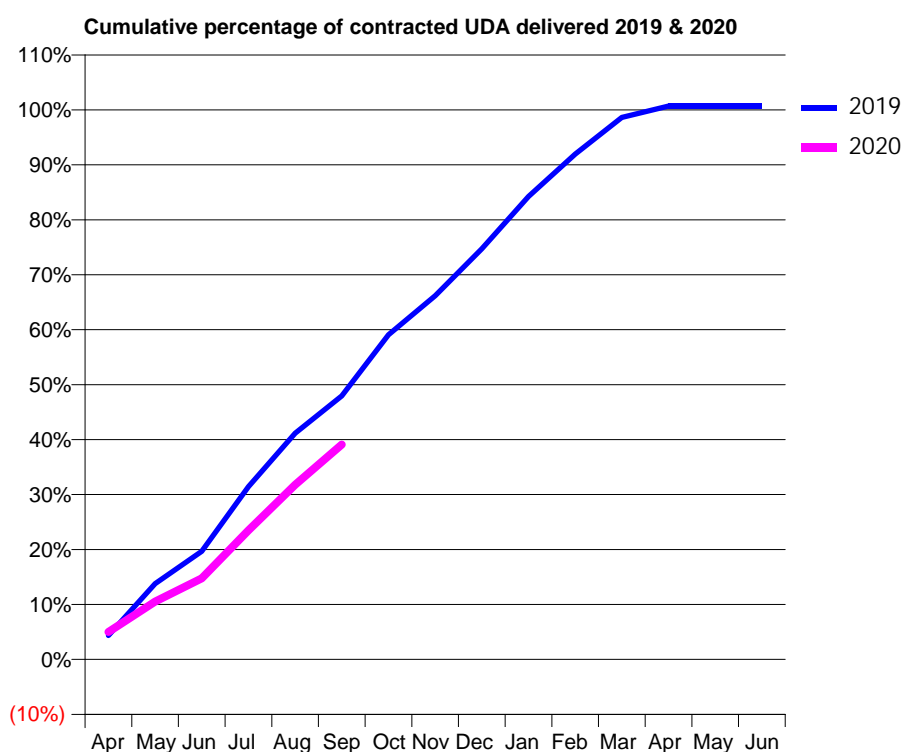
19/20 Contracted general activity (UDA)	9,642
Carry forward general activity (UDA)	-66
19/20 Contracted orthodontic activity (UOA)	0
Carry forward orthodontic activity (UOA)	0
Baseline contract value	£245,676.89

ACCESS*

Patients seen in 24 months	Total	Change since previous quarter
Quarter ending September 2018	4,090	
Quarter ending December 2018	4,061	→
Quarter ending March 2019	3,866	↓
Quarter ending June 2019	3,727	↓
Quarter ending September 2019	3,680	↓
Variance since September 2018	(10.0%)	↓



ACTIVITY



Month	2019	2020
April	419	484
May	1,329	1,017
June	1,897	1,421
July	3,031	2,266
August	3,969	3,066
September	4,626	3,770
October	5,696	
November	6,382	
December	7,203	
January	8,124	
February	8,866	
March	9,508	
April	9,708	
May	9,708	
June	9,708	

QUALITY

	Quantity	Base Number	Contract	AT	Region	England
% of FP17s for the same patient ID Re-attending within 3 months - Children	33	469	7.0%	9.4%	11.3%	11.5%
% of FP17s for the same patient ID Re-attending within 3 months - Adults	240	1,197	20.1%	14.0%	14.7%	15.4%
% of FP17s for the same patient ID Re-attending between 3 & 9 months - Children	153	469	32.6%	57.4%	60.8%	59.7%
% of FP17s for the same patient ID Re-attending between 3 & 9 months - Adults	377	1,197	31.5%	51.1%	52.8%	51.7%
% of FP17s for Band 1 Urgent Courses	245	1,591	15.4%	8.8%	8.2%	9.2%
% of FP17s Relating to Free Repair or Replacements	33	1,591	2.1%	0.7%	0.7%	0.7%
% of FP17s Relating to Continuations	21	1,591	1.3%	0.7%	0.8%	0.8%
% of Patients satisfied with the dentistry they have received	1	1	N/A	94.3%	93.2%	93.5%
% of Patients satisfied with the time they had to wait for an appointment	1	1	N/A	88.6%	88.5%	87.4%

* This is based on patients treated on this contract for their most recent course of treatment. Figures in italics indicate the base number of FP17s or Patient Questionnaire responses are less than 100. N/A is shown where the base number of responses is less than 10 during the period. % is calculated as Quantity/Base number*100

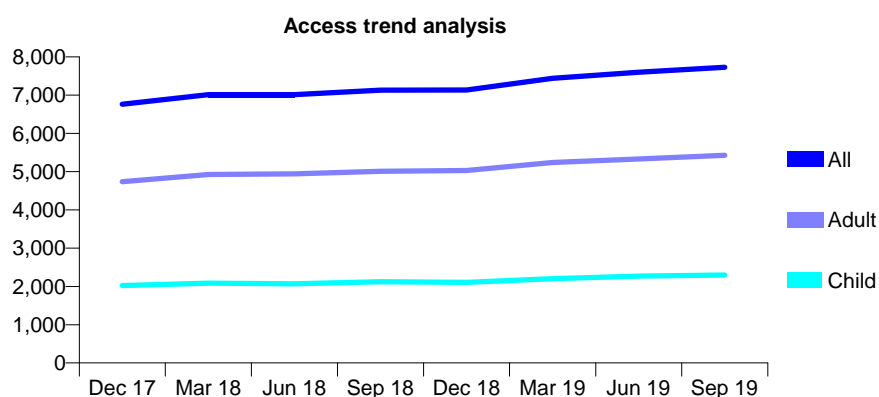
Q57 - Vital Signs At a Glance Contract Report for 158283/0002 - September 2019

Name or company name	Inspire Dental Eastwood Ltd
Contract type name	GDS Contract
Purpose of contract	General
Contract start date	01/09/2007
Contract end date	

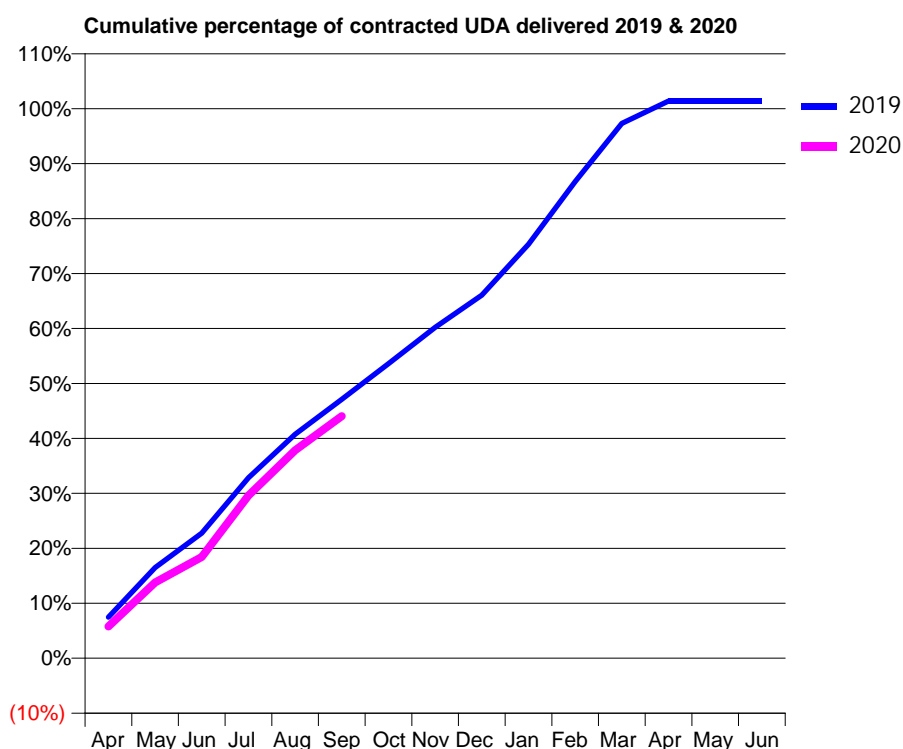
19/20 Contracted general activity (UDA)	21,000
Carry forward general activity (UDA)	-295
19/20 Contracted orthodontic activity (UOA)	0
Carry forward orthodontic activity (UOA)	0
Baseline contract value	£582,048.10

ACCESS*

Patients seen in 24 months	Total	Change since previous quarter
Quarter ending September 2018	7,130	
Quarter ending December 2018	7,134	→
Quarter ending March 2019	7,439	↑
Quarter ending June 2019	7,596	↑
Quarter ending September 2019	7,726	→
Variance since September 2018	8.4%	↑



ACTIVITY



Month	2019	2020
April	1,573	1,213
May	3,467	2,897
June	4,782	3,870
July	6,899	6,216
August	8,557	7,945
September	9,892	9,252
October	11,253	
November	12,647	
December	13,872	
January	15,820	
February	18,218	
March	20,437	
April	21,289	
May	21,287	
June	21,295	

QUALITY

	Quantity	Base Number	Contract	AT	Region	England
% of FP17s for the same patient ID Re-attending within 3 months - Children	68	1,723	3.9%	9.4%	11.3%	11.5%
% of FP17s for the same patient ID Re-attending within 3 months - Adults	292	3,436	8.5%	14.0%	14.7%	15.4%
% of FP17s for the same patient ID Re-attending between 3 & 9 months - Children	1,116	1,723	64.8%	57.4%	60.8%	59.7%
% of FP17s for the same patient ID Re-attending between 3 & 9 months - Adults	1,907	3,436	55.5%	51.1%	52.8%	51.7%
% of FP17s for Band 1 Urgent Courses	188	4,796	3.9%	8.8%	8.2%	9.2%
% of FP17s Relating to Free Repair or Replacements	27	4,796	0.6%	0.7%	0.7%	0.7%
% of FP17s Relating to Continuations	12	4,796	0.3%	0.7%	0.8%	0.8%
% of Patients satisfied with the dentistry they have received	1	2	N/A	94.3%	93.2%	93.5%
% of Patients satisfied with the time they had to wait for an appointment	2	2	N/A	88.6%	88.5%	87.4%

* This is based on patients treated on this contract for their most recent course of treatment.

Figures in italics indicate the base number of FP17s or Patient Questionnaire responses are less than 100. N/A is shown where the base number of responses is less than 10 during the period. % is calculated as Quantity/Base number*100

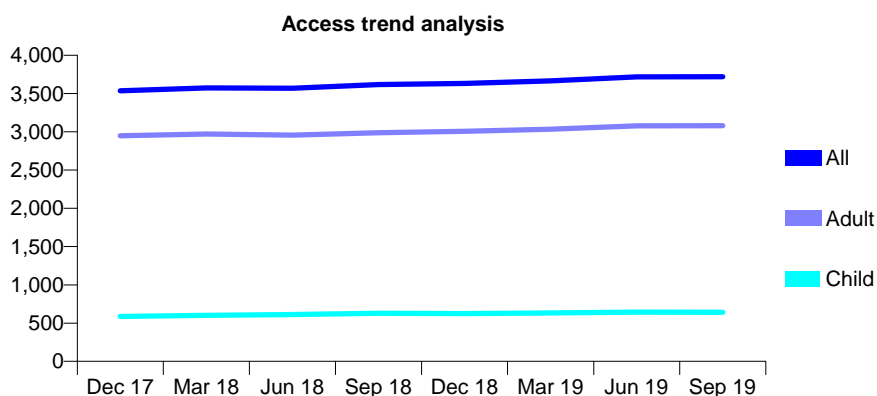
Q57 - Vital Signs At a Glance Contract Report for 158321/0001 - September 2019

Name or company name	Carmelite Dental Practice
Contract type name	GDS Contract
Purpose of contract	General
Contract start date	01/04/2006
Contract end date	

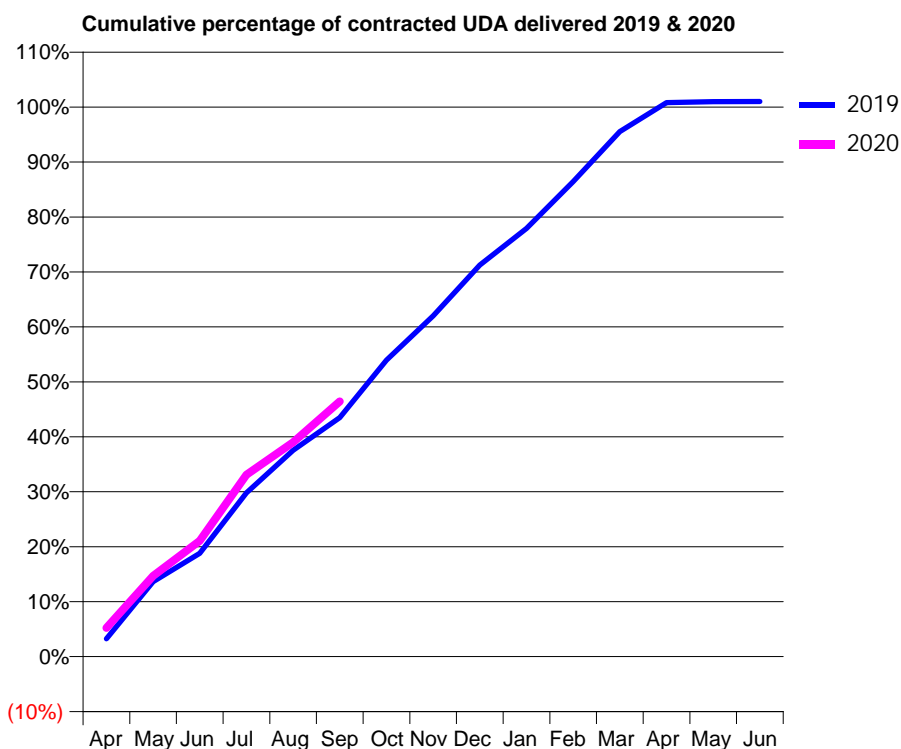
19/20 Contracted general activity (UDA)	10,298
Carry forward general activity (UDA)	-104
19/20 Contracted orthodontic activity (UOA)	0
Carry forward orthodontic activity (UOA)	0
Baseline contract value	£258,676.46

ACCESS*

Patients seen in 24 months	Total	Change since previous quarter
Quarter ending September 2018	3,617	
Quarter ending December 2018	3,631	→
Quarter ending March 2019	3,665	→
Quarter ending June 2019	3,719	→
Quarter ending September 2019	3,721	→
Variance since September 2018	2.9%	↑



ACTIVITY



Month	Adjusted Scheduled Activity (UDA)	
	2019	2020
April	334	538
May	1,405	1,512
June	1,936	2,171
July	3,069	3,408
August	3,866	4,017
September	4,480	4,782
October	5,557	
November	6,386	
December	7,339	
January	8,023	
February	8,903	
March	9,837	
April	10,381	
May	10,399	
June	10,402	

QUALITY

	Quantity	Base Number	Contract	AT	Region	England
% of FP17s for the same patient ID Re-attending within 3 months - Children	45	515	8.7%	9.4%	11.3%	11.5%
% of FP17s for the same patient ID Re-attending within 3 months - Adults	273	2,475	11.0%	14.0%	14.7%	15.4%
% of FP17s for the same patient ID Re-attending between 3 & 9 months - Children	335	515	65.0%	57.4%	60.8%	59.7%
% of FP17s for the same patient ID Re-attending between 3 & 9 months - Adults	1,639	2,475	66.2%	51.1%	52.8%	51.7%
% of FP17s for Band 1 Urgent Courses	168	2,694	6.2%	8.8%	8.2%	9.2%
% of FP17s Relating to Free Repair or Replacements	6	2,694	0.2%	0.7%	0.7%	0.7%
% of FP17s Relating to Continuations	8	2,694	0.3%	0.7%	0.8%	0.8%
% of Patients satisfied with the dentistry they have received	2	2	N/A	94.3%	93.2%	93.5%
% of Patients satisfied with the time they had to wait for an appointment	1	2	N/A	88.6%	88.5%	87.4%

* This is based on patients treated on this contract for their most recent course of treatment. Figures in italics indicate the base number of FP17s or Patient Questionnaire responses are less than 100. N/A is shown where the base number of responses is less than 10 during the period. % is calculated as Quantity/Base number*100

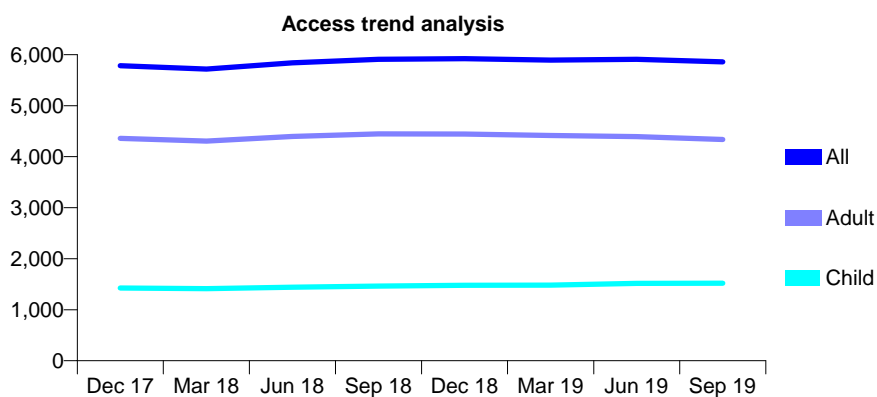
Q57 - Vital Signs At a Glance Contract Report for 159190/0001 - September 2019

Name or company name	Pitsea Dental Care Limited
Contract type name	GDS Contract
Purpose of contract	General
Contract start date	01/12/2007
Contract end date	

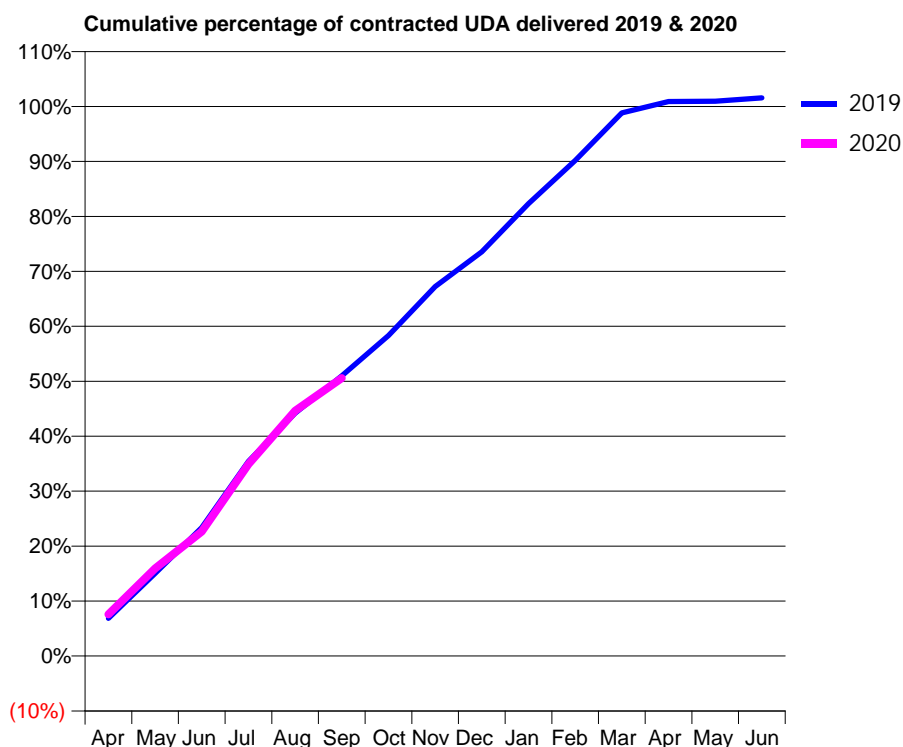
19/20 Contracted general activity (UDA)	15,974
Carry forward general activity (UDA)	-251
19/20 Contracted orthodontic activity (UOA)	0
Carry forward orthodontic activity (UOA)	0
Baseline contract value	£450,237.91

ACCESS*

Patients seen in 24 months	Total	Change since previous quarter
Quarter ending September 2018	5,911	
Quarter ending December 2018	5,921	→
Quarter ending March 2019	5,895	→
Quarter ending June 2019	5,910	→
Quarter ending September 2019	5,858	→
Variance since September 2018	(0.9%)	→



ACTIVITY



Month	Adjusted Scheduled Activity (UDA)	
	2019	2020
April	1,093	1,210
May	2,405	2,548
June	3,735	3,619
July	5,658	5,575
August	7,059	7,132
September	8,141	8,077
October	9,317	
November	10,738	
December	11,749	
January	13,148	
February	14,404	
March	15,788	
April	16,116	
May	16,130	
June	16,225	

QUALITY

	Quantity	Base Number	Contract	AT	Region	England
% of FP17s for the same patient ID Re-attending within 3 months - Children	57	887	6.4%	9.4%	11.3%	11.5%
% of FP17s for the same patient ID Re-attending within 3 months - Adults	387	2,456	15.8%	14.0%	14.7%	15.4%
% of FP17s for the same patient ID Re-attending between 3 & 9 months - Children	286	887	32.2%	57.4%	60.8%	59.7%
% of FP17s for the same patient ID Re-attending between 3 & 9 months - Adults	860	2,456	35.0%	51.1%	52.8%	51.7%
% of FP17s for Band 1 Urgent Courses	397	3,154	12.6%	8.8%	8.2%	9.2%
% of FP17s Relating to Free Repair or Replacements	42	3,154	1.3%	0.7%	0.7%	0.7%
% of FP17s Relating to Continuations	11	3,154	0.3%	0.7%	0.8%	0.8%
% of Patients satisfied with the dentistry they have received	0	0	N/A	94.3%	93.2%	93.5%
% of Patients satisfied with the time they had to wait for an appointment	0	0	N/A	88.6%	88.5%	87.4%

* This is based on patients treated on this contract for their most recent course of treatment. Figures in italics indicate the base number of FP17s or Patient Questionnaire responses are less than 100. N/A is shown where the base number of responses is less than 10 during the period. % is calculated as Quantity/Base number*100

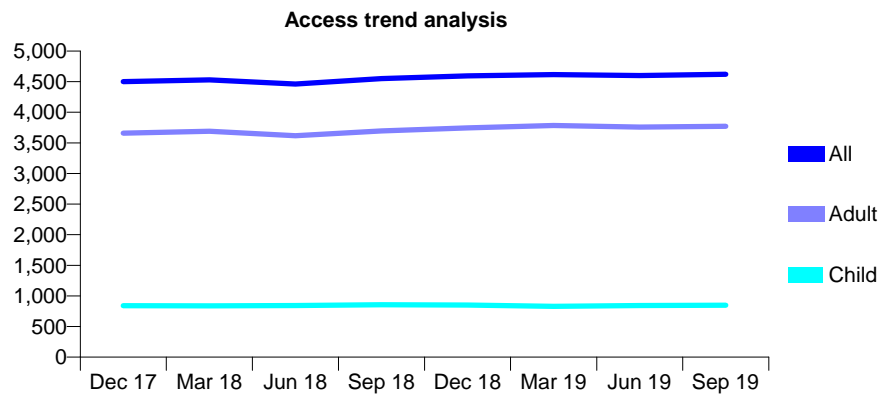
Q57 - Vital Signs At a Glance Contract Report for 160024/0001 - September 2019

Name or company name	Burnham Dental Practice
Contract type name	GDS Contract
Purpose of contract	General
Contract start date	01/04/2015
Contract end date	

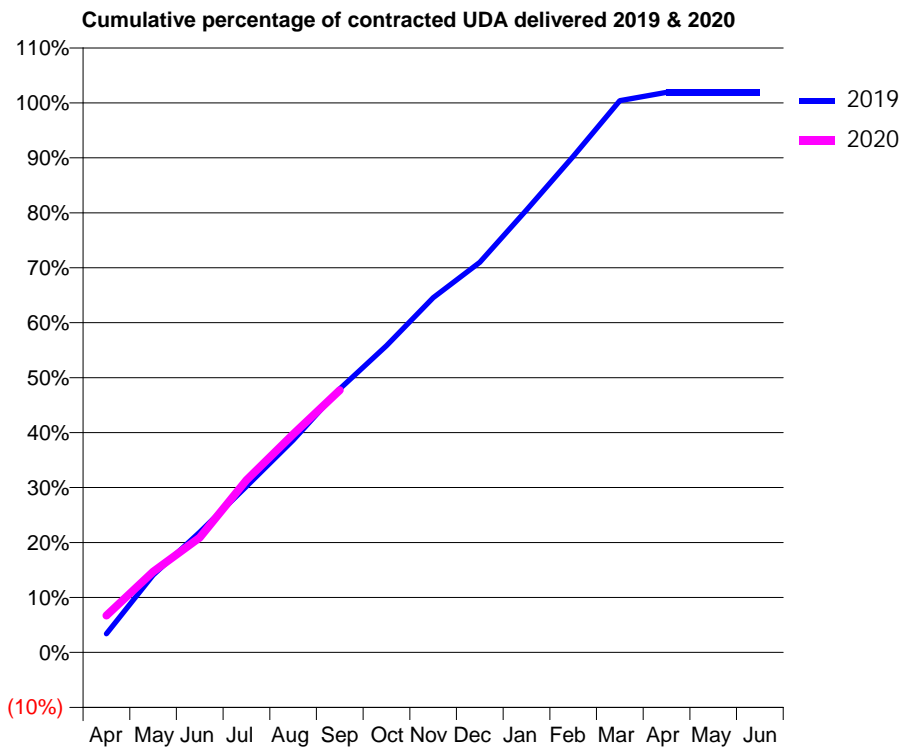
19/20 Contracted general activity (UDA)	14,031
Carry forward general activity (UDA)	-266
19/20 Contracted orthodontic activity (UOA)	0
Carry forward orthodontic activity (UOA)	0
Baseline contract value	£437,445.65

ACCESS*

Patients seen in 24 months	Total	Change since previous quarter
Quarter ending September 2018	4,551	
Quarter ending December 2018	4,594	→
Quarter ending March 2019	4,616	→
Quarter ending June 2019	4,601	→
Quarter ending September 2019	4,620	→
Variance since September 2018	1.5%	→



ACTIVITY



Month	2019	2020
April	477	941
May	1,975	2,063
June	3,072	2,934
July	4,242	4,396
August	5,417	5,571
September	6,731	6,696
October	7,834	
November	9,057	
December	9,959	
January	11,296	
February	12,665	
March	14,087	
April	14,297	
May	14,297	
June	14,297	

QUALITY

	Quantity	Base Number	Contract	AT	Region	England
% of FP17s for the same patient ID Re-attending within 3 months - Children	46	742	6.2%	9.4%	11.3%	11.5%
% of FP17s for the same patient ID Re-attending within 3 months - Adults	354	3,304	10.7%	14.0%	14.7%	15.4%
% of FP17s for the same patient ID Re-attending between 3 & 9 months - Children	507	742	68.3%	57.4%	60.8%	59.7%
% of FP17s for the same patient ID Re-attending between 3 & 9 months - Adults	2,338	3,304	70.8%	51.1%	52.8%	51.7%
% of FP17s for Band 1 Urgent Courses	96	3,952	2.4%	8.8%	8.2%	9.2%
% of FP17s Relating to Free Repair or Replacements	51	3,952	1.3%	0.7%	0.7%	0.7%
% of FP17s Relating to Continuations	43	3,952	1.1%	0.7%	0.8%	0.8%
% of Patients satisfied with the dentistry they have received	1	1	N/A	94.3%	93.2%	93.5%
% of Patients satisfied with the time they had to wait for an appointment	1	1	N/A	88.6%	88.5%	87.4%

* This is based on patients treated on this contract for their most recent course of treatment. Figures in italics indicate the base number of FP17s or Patient Questionnaire responses are less than 100. N/A is shown where the base number of responses is less than 10 during the period. % is calculated as Quantity/Base number*100

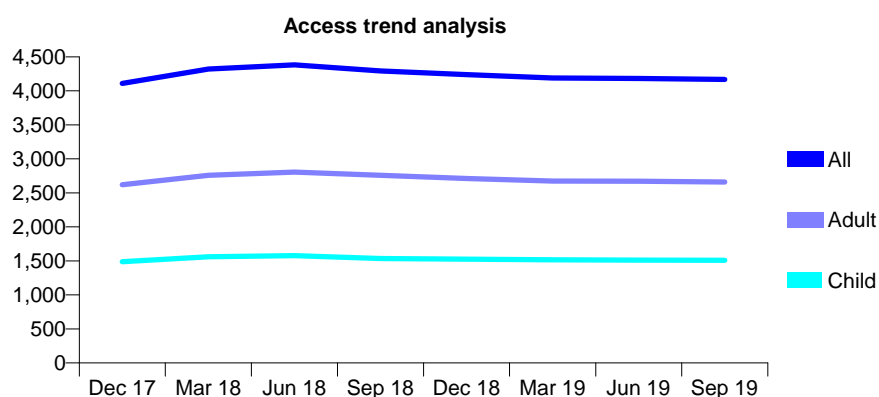
Q57 - Vital Signs At a Glance Contract Report for 164852/0001 - September 2019

Name or company name	Street Farm Dental Practice
Contract type name	GDS Contract
Purpose of contract	General
Contract start date	01/04/2009
Contract end date	

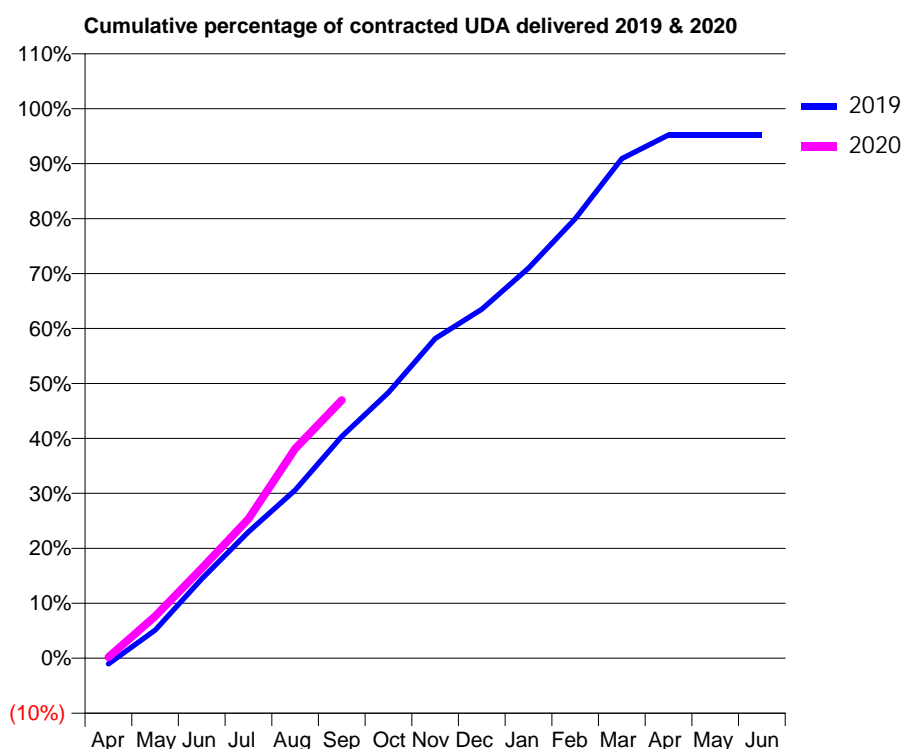
19/20 Contracted general activity (UDA)	11,500
Carry forward general activity (UDA)	0
19/20 Contracted orthodontic activity (UOA)	0
Carry forward orthodontic activity (UOA)	0
Baseline contract value	£286,802.05

ACCESS*

Patients seen in 24 months	Total	Change since previous quarter
Quarter ending September 2018	4,293	
Quarter ending December 2018	4,238	↓
Quarter ending March 2019	4,190	↓
Quarter ending June 2019	4,182	→
Quarter ending September 2019	4,168	→
Variance since September 2018	(2.9%)	↓



ACTIVITY



Month	2019	2020
April	-122	23
May	588	881
June	1,658	1,880
July	2,644	2,914
August	3,519	4,385
September	4,641	5,402
October	5,561	
November	6,691	
December	7,302	
January	8,165	
February	9,197	
March	10,452	
April	10,948	
May	10,948	
June	10,948	

QUALITY

	Quantity	Base Number	Contract	AT	Region	England
% of FP17s for the same patient ID Re-attending within 3 months - Children	86	1,011	8.5%	9.4%	11.3%	11.5%
% of FP17s for the same patient ID Re-attending within 3 months - Adults	306	1,606	19.1%	14.0%	14.7%	15.4%
% of FP17s for the same patient ID Re-attending between 3 & 9 months - Children	511	1,011	50.5%	57.4%	60.8%	59.7%
% of FP17s for the same patient ID Re-attending between 3 & 9 months - Adults	758	1,606	47.2%	51.1%	52.8%	51.7%
% of FP17s for Band 1 Urgent Courses	241	2,412	10.0%	8.8%	8.2%	9.2%
% of FP17s Relating to Free Repair or Replacements	1	2,412	0.0%	0.7%	0.7%	0.7%
% of FP17s Relating to Continuations	67	2,412	2.8%	0.7%	0.8%	0.8%
% of Patients satisfied with the dentistry they have received	2	2	N/A	94.3%	93.2%	93.5%
% of Patients satisfied with the time they had to wait for an appointment	2	2	N/A	88.6%	88.5%	87.4%

* This is based on patients treated on this contract for their most recent course of treatment. Figures in italics indicate the base number of FP17s or Patient Questionnaire responses are less than 100. N/A is shown where the base number of responses is less than 10 during the period. % is calculated as Quantity/Base number*100

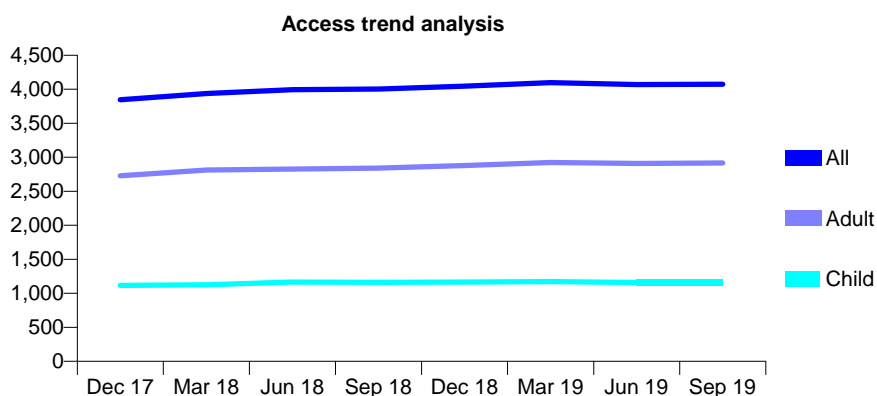
Q57 - Vital Signs At a Glance Contract Report for 165751/0001 - September 2019

Name or company name	Straight Road Dental Practice
Contract type name	GDS Contract
Purpose of contract	General
Contract start date	01/04/2009
Contract end date	

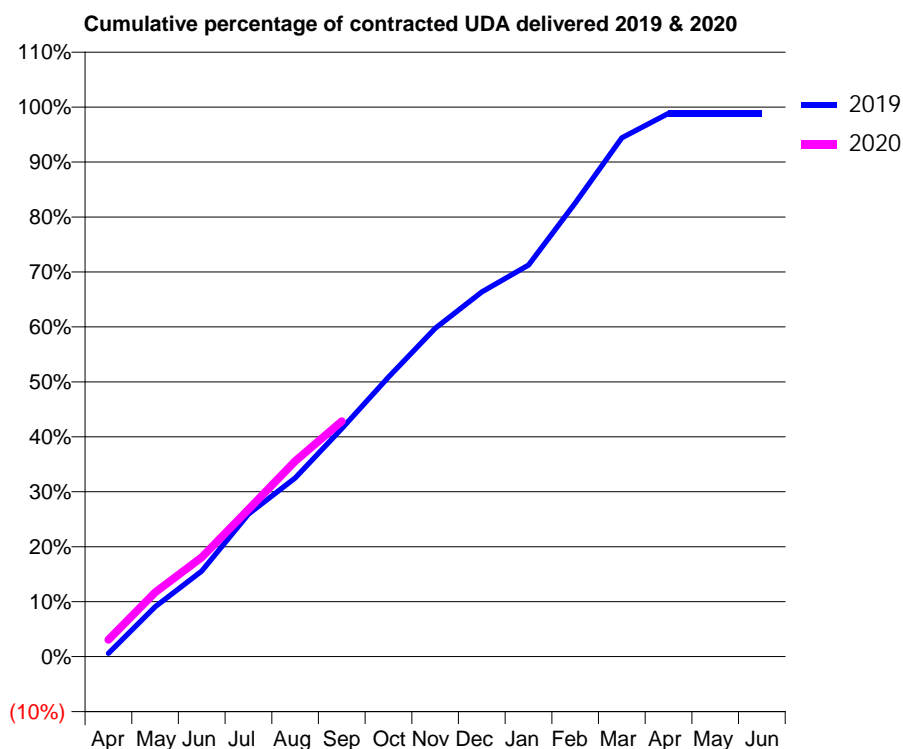
19/20 Contracted general activity (UDA)	10,000
Carry forward general activity (UDA)	115
19/20 Contracted orthodontic activity (UOA)	0
Carry forward orthodontic activity (UOA)	0
Baseline contract value	£269,653.79

ACCESS*

Patients seen in 24 months	Total	Change since previous quarter
Quarter ending September 2018	4,003	
Quarter ending December 2018	4,046	→
Quarter ending March 2019	4,098	→
Quarter ending June 2019	4,069	→
Quarter ending September 2019	4,074	→
Variance since September 2018	1.8%	→



ACTIVITY



Month	Adjusted Scheduled Activity (UDA)	
	2019	2020
April	58	307
May	906	1,169
June	1,556	1,808
July	2,593	2,679
August	3,253	3,558
September	4,149	4,281
October	5,087	
November	5,975	
December	6,636	
January	7,124	
February	8,255	
March	9,441	
April	9,885	
May	9,885	
June	9,885	

QUALITY

	Quantity	Base Number	Contract	AT	Region	England
% of FP17s for the same patient ID Re-attending within 3 months - Children	59	772	7.6%	9.4%	11.3%	11.5%
% of FP17s for the same patient ID Re-attending within 3 months - Adults	155	1,569	9.9%	14.0%	14.7%	15.4%
% of FP17s for the same patient ID Re-attending between 3 & 9 months - Children	208	772	26.9%	57.4%	60.8%	59.7%
% of FP17s for the same patient ID Re-attending between 3 & 9 months - Adults	567	1,569	36.1%	51.1%	52.8%	51.7%
% of FP17s for Band 1 Urgent Courses	60	2,188	2.7%	8.8%	8.2%	9.2%
% of FP17s Relating to Free Repair or Replacements	15	2,188	0.7%	0.7%	0.7%	0.7%
% of FP17s Relating to Continuations	15	2,188	0.7%	0.7%	0.8%	0.8%
% of Patients satisfied with the dentistry they have received	3	4	N/A	94.3%	93.2%	93.5%
% of Patients satisfied with the time they had to wait for an appointment	4	4	N/A	88.6%	88.5%	87.4%

* This is based on patients treated on this contract for their most recent course of treatment. Figures in italics indicate the base number of FP17s or Patient Questionnaire responses are less than 100. N/A is shown where the base number of responses is less than 10 during the period. % is calculated as Quantity/Base number*100

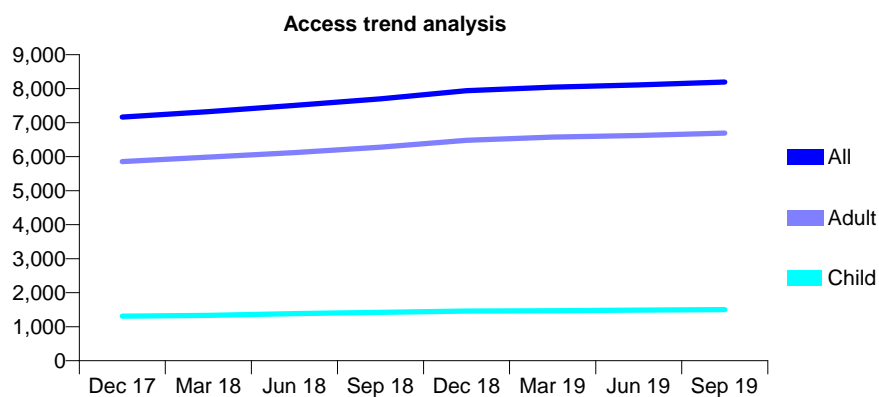
Q57 - Vital Signs At a Glance Contract Report for 169056/0001 - September 2019

Name or company name	Mr. Mazdak Eyrumlu and Honar Shakir
Contract type name	GDS Contract
Purpose of contract	General
Contract start date	09/11/2012
Contract end date	

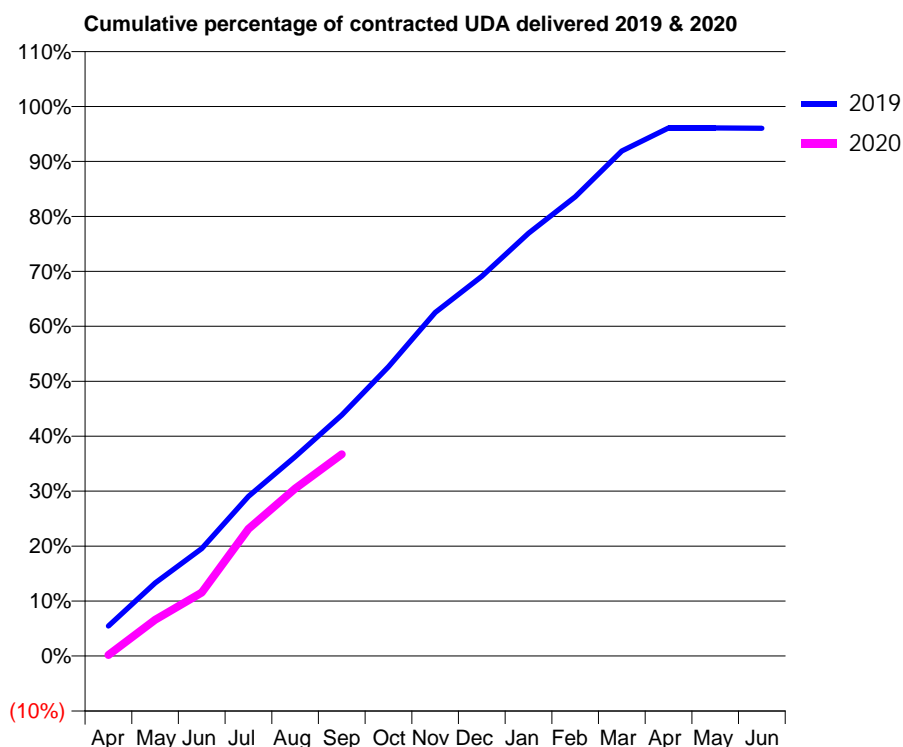
19/20 Contracted general activity (UDA)	25,845
Carry forward general activity (UDA)	1,024
19/20 Contracted orthodontic activity (UOA)	0
Carry forward orthodontic activity (UOA)	0
Baseline contract value	£610,418.32

ACCESS*

Patients seen in 24 months	Total	Change since previous quarter
Quarter ending September 2018	7,701	
Quarter ending December 2018	7,945	↑
Quarter ending March 2019	8,044	→
Quarter ending June 2019	8,112	→
Quarter ending September 2019	8,195	→
Variance since September 2018	6.4%	↑



ACTIVITY



Month	Adjusted Scheduled Activity (UDA)	
	2019	2020
April	1,416	51
May	3,442	1,704
June	5,056	2,984
July	7,509	5,981
August	9,376	7,878
September	11,333	9,484
October	13,605	
November	16,161	
December	17,862	
January	19,885	
February	21,595	
March	23,747	
April	24,833	
May	24,833	
June	24,821	

QUALITY

	Quantity	Base Number	Contract	AT	Region	England
% of FP17s for the same patient ID Re-attending within 3 months - Children	41	859	4.8%	9.4%	11.3%	11.5%
% of FP17s for the same patient ID Re-attending within 3 months - Adults	470	3,902	12.0%	14.0%	14.7%	15.4%
% of FP17s for the same patient ID Re-attending between 3 & 9 months - Children	426	859	49.6%	57.4%	60.8%	59.7%
% of FP17s for the same patient ID Re-attending between 3 & 9 months - Adults	1,838	3,902	47.1%	51.1%	52.8%	51.7%
% of FP17s for Band 1 Urgent Courses	365	4,388	8.3%	8.8%	8.2%	9.2%
% of FP17s Relating to Free Repair or Replacements	14	4,388	0.3%	0.7%	0.7%	0.7%
% of FP17s Relating to Continuations	43	4,388	1.0%	0.7%	0.8%	0.8%
% of Patients satisfied with the dentistry they have received	5	5	N/A	94.3%	93.2%	93.5%
% of Patients satisfied with the time they had to wait for an appointment	5	5	N/A	88.6%	88.5%	87.4%

* This is based on patients treated on this contract for their most recent course of treatment. Figures in italics indicate the base number of FP17s or Patient Questionnaire responses are less than 100. N/A is shown where the base number of responses is less than 10 during the period. % is calculated as Quantity/Base number*100

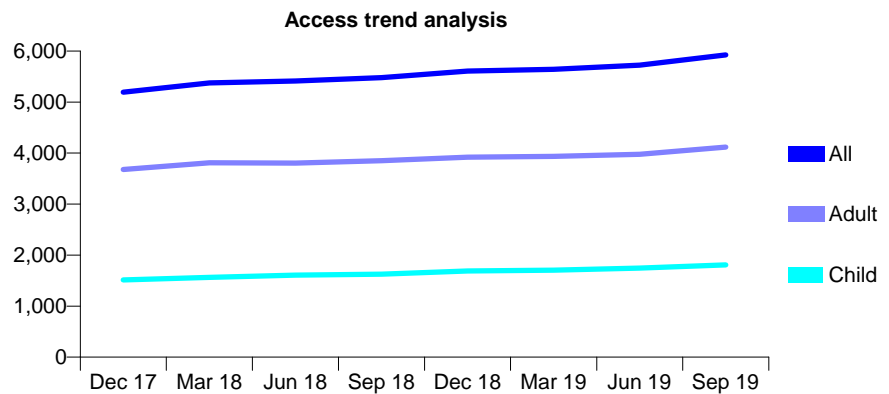
Q57 - Vital Signs At a Glance Contract Report for 172960/0001 - September 2019

Name or company name	Billericay Dental Care
Contract type name	GDS Contract
Purpose of contract	General
Contract start date	01/09/2015
Contract end date	

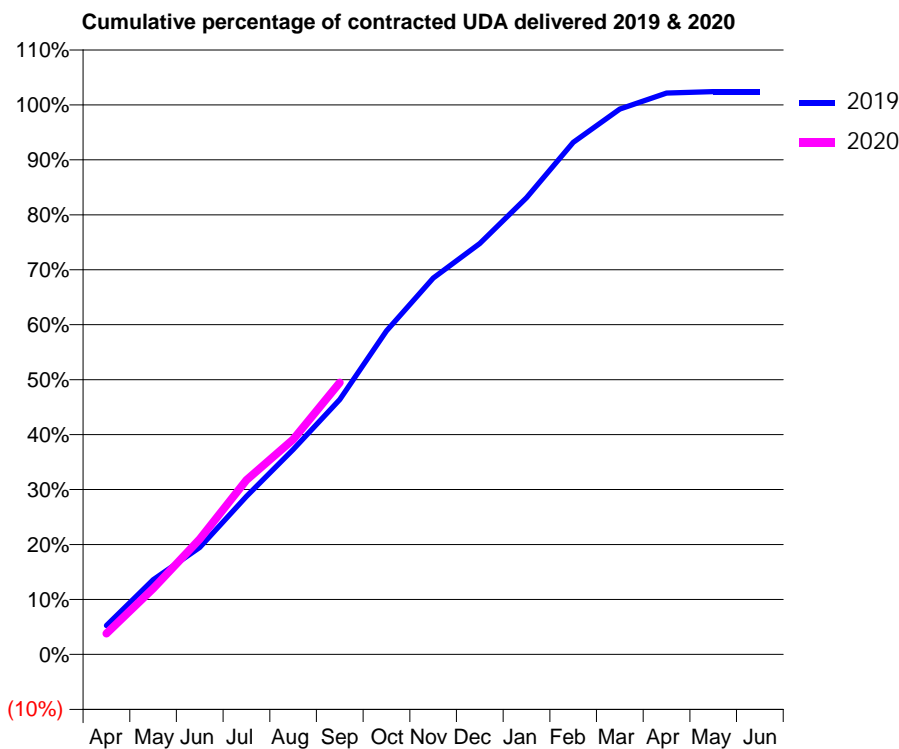
19/20 Contracted general activity (UDA)	12,616
Carry forward general activity (UDA)	-252
19/20 Contracted orthodontic activity (UOA)	0
Carry forward orthodontic activity (UOA)	0
Baseline contract value	£310,935.70

ACCESS*

Patients seen in 24 months	Total	Change since previous quarter
Quarter ending September 2018	5,478	
Quarter ending December 2018	5,609	↑
Quarter ending March 2019	5,643	→
Quarter ending June 2019	5,723	→
Quarter ending September 2019	5,925	↑
Variance since September 2018	8.2%	↑



ACTIVITY



Month	Adjusted Scheduled Activity (UDA)	
	2019	2020
April	664	478
May	1,716	1,512
June	2,458	2,645
July	3,630	4,004
August	4,704	4,935
September	5,853	6,240
October	7,430	
November	8,641	
December	9,433	
January	10,485	
February	11,755	
March	12,521	
April	12,886	
May	12,917	
June	12,919	

QUALITY

	Quantity	Base Number	Contract	AT	Region	England
% of FP17s for the same patient ID Re-attending within 3 months - Children	131	1,497	8.8%	9.4%	11.3%	11.5%
% of FP17s for the same patient ID Re-attending within 3 months - Adults	226	2,550	8.9%	14.0%	14.7%	15.4%
% of FP17s for the same patient ID Re-attending between 3 & 9 months - Children	834	1,497	55.7%	57.4%	60.8%	59.7%
% of FP17s for the same patient ID Re-attending between 3 & 9 months - Adults	1,203	2,550	47.2%	51.1%	52.8%	51.7%
% of FP17s for Band 1 Urgent Courses	238	3,831	6.2%	8.8%	8.2%	9.2%
% of FP17s Relating to Free Repair or Replacements	13	3,831	0.3%	0.7%	0.7%	0.7%
% of FP17s Relating to Continuations	1	3,831	0.0%	0.7%	0.8%	0.8%
% of Patients satisfied with the dentistry they have received	2	2	N/A	94.3%	93.2%	93.5%
% of Patients satisfied with the time they had to wait for an appointment	2	2	N/A	88.6%	88.5%	87.4%

* This is based on patients treated on this contract for their most recent course of treatment. Figures in italics indicate the base number of FP17s or Patient Questionnaire responses are less than 100. N/A is shown where the base number of responses is less than 10 during the period. % is calculated as Quantity/Base number*100

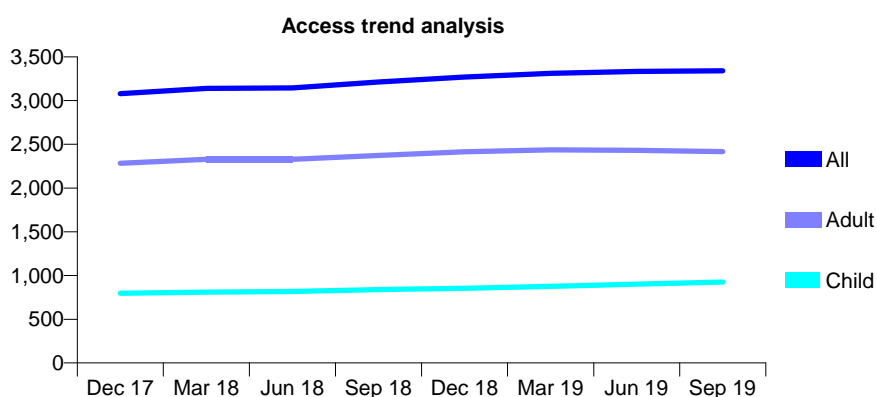
Q57 - Vital Signs At a Glance Contract Report for 173215/0001 - September 2019

Name or company name	Thames Dental Surgery
Contract type name	GDS Contract
Purpose of contract	General
Contract start date	01/02/2016
Contract end date	

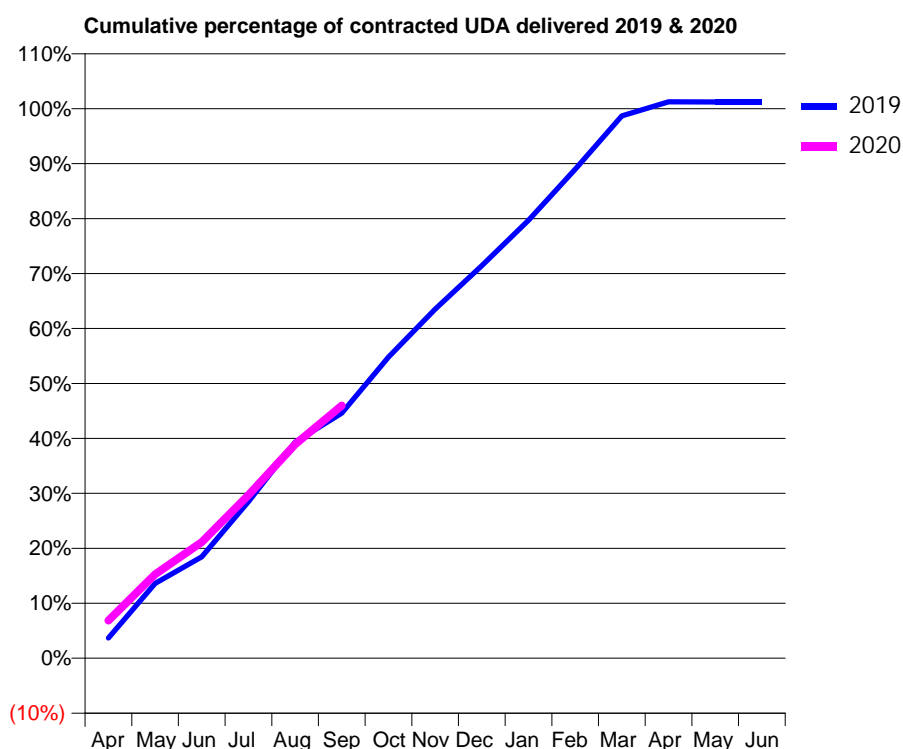
19/20 Contracted general activity (UDA)	9,258
Carry forward general activity (UDA)	-112
19/20 Contracted orthodontic activity (UOA)	0
Carry forward orthodontic activity (UOA)	0
Baseline contract value	£231,671.54

ACCESS*

Patients seen in 24 months	Total	Change since previous quarter
Quarter ending September 2018	3,212	
Quarter ending December 2018	3,269	→
Quarter ending March 2019	3,312	→
Quarter ending June 2019	3,333	→
Quarter ending September 2019	3,341	→
Variance since September 2018	4.0%	↑



ACTIVITY



Month	2019	2020
April	340	635
May	1,262	1,415
June	1,709	1,956
July	2,638	2,749
August	3,641	3,606
September	4,128	4,256
October	5,074	
November	5,882	
December	6,612	
January	7,377	
February	8,238	
March	9,136	
April	9,373	
May	9,370	
June	9,370	

QUALITY

	Quantity	Base Number	Contract	AT	Region	England
% of FP17s for the same patient ID Re-attending within 3 months - Children	40	608	6.6%	9.4%	11.3%	11.5%
% of FP17s for the same patient ID Re-attending within 3 months - Adults	174	1,417	12.3%	14.0%	14.7%	15.4%
% of FP17s for the same patient ID Re-attending between 3 & 9 months - Children	296	608	48.7%	57.4%	60.8%	59.7%
% of FP17s for the same patient ID Re-attending between 3 & 9 months - Adults	743	1,417	52.4%	51.1%	52.8%	51.7%
% of FP17s for Band 1 Urgent Courses	165	1,920	8.6%	8.8%	8.2%	9.2%
% of FP17s Relating to Free Repair or Replacements	16	1,920	0.8%	0.7%	0.7%	0.7%
% of FP17s Relating to Continuations	22	1,920	1.1%	0.7%	0.8%	0.8%
% of Patients satisfied with the dentistry they have received	4	4	N/A	94.3%	93.2%	93.5%
% of Patients satisfied with the time they had to wait for an appointment	4	4	N/A	88.6%	88.5%	87.4%

* This is based on patients treated on this contract for their most recent course of treatment.

Figures in italics indicate the base number of FP17s or Patient Questionnaire responses are less than 100. N/A is shown where the base number of responses is less than 10 during the period. % is calculated as Quantity/Base number*100

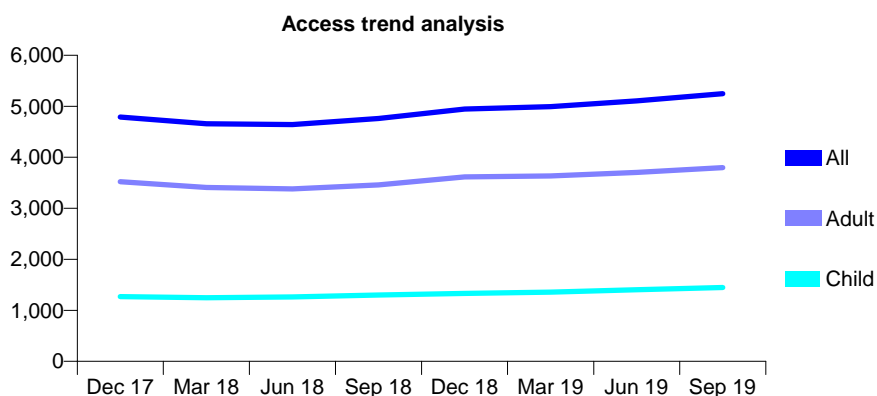
Q57 - Vital Signs At a Glance Contract Report for 173894/0001 - September 2019

Name or company name	Weavers Court Dental Surgery
Contract type name	GDS Contract
Purpose of contract	General
Contract start date	01/09/2011
Contract end date	

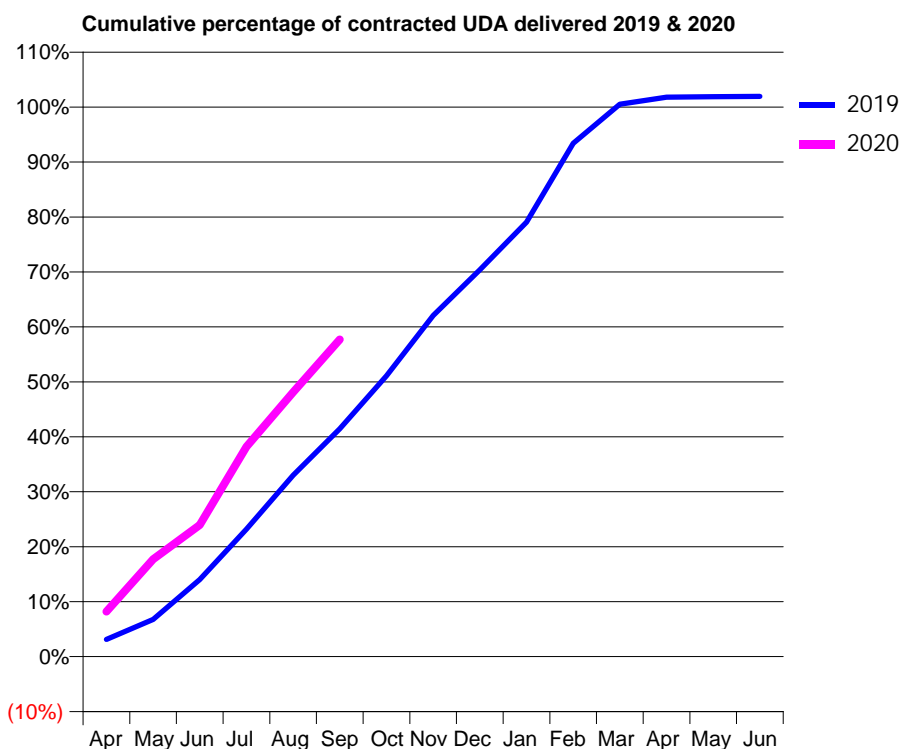
19/20 Contracted general activity (UDA)	12,350
Carry forward general activity (UDA)	-238
19/20 Contracted orthodontic activity (UOA)	0
Carry forward orthodontic activity (UOA)	0
Baseline contract value	£390,228.21

ACCESS*

Patients seen in 24 months	Total	Change since previous quarter
Quarter ending September 2018	4,761	
Quarter ending December 2018	4,946	↑
Quarter ending March 2019	4,993	→
Quarter ending June 2019	5,105	↑
Quarter ending September 2019	5,246	↑
Variance since September 2018	10.2%	↑



ACTIVITY



Month	Adjusted Scheduled Activity (UDA)	
	2019	2020
April	389	1,013
May	839	2,188
June	1,731	2,960
July	2,866	4,717
August	4,076	5,945
September	5,121	7,130
October	6,311	
November	7,665	
December	8,688	
January	9,763	
February	11,538	
March	12,414	
April	12,572	
May	12,584	
June	12,588	

QUALITY

	Quantity	Base Number	Contract	AT	Region	England
% of FP17s for the same patient ID Re-attending within 3 months - Children	75	1,120	6.7%	9.4%	11.3%	11.5%
% of FP17s for the same patient ID Re-attending within 3 months - Adults	354	2,884	12.3%	14.0%	14.7%	15.4%
% of FP17s for the same patient ID Re-attending between 3 & 9 months - Children	695	1,120	62.1%	57.4%	60.8%	59.7%
% of FP17s for the same patient ID Re-attending between 3 & 9 months - Adults	1,719	2,884	59.6%	51.1%	52.8%	51.7%
% of FP17s for Band 1 Urgent Courses	373	3,909	9.5%	8.8%	8.2%	9.2%
% of FP17s Relating to Free Repair or Replacements	21	3,909	0.5%	0.7%	0.7%	0.7%
% of FP17s Relating to Continuations	5	3,909	0.1%	0.7%	0.8%	0.8%
% of Patients satisfied with the dentistry they have received	2	2	N/A	94.3%	93.2%	93.5%
% of Patients satisfied with the time they had to wait for an appointment	2	2	N/A	88.6%	88.5%	87.4%

* This is based on patients treated on this contract for their most recent course of treatment. Figures in italics indicate the base number of FP17s or Patient Questionnaire responses are less than 100. N/A is shown where the base number of responses is less than 10 during the period. % is calculated as Quantity/Base number*100

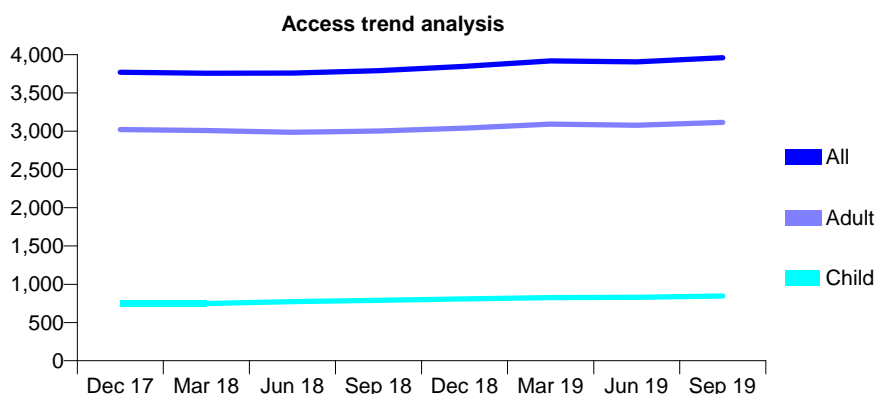
Q57 - Vital Signs At a Glance Contract Report for 174483/0001 - September 2019

Name or company name	Mr R M Karimi & Mr S Abbasi
Contract type name	GDS Contract
Purpose of contract	General
Contract start date	01/10/2008
Contract end date	

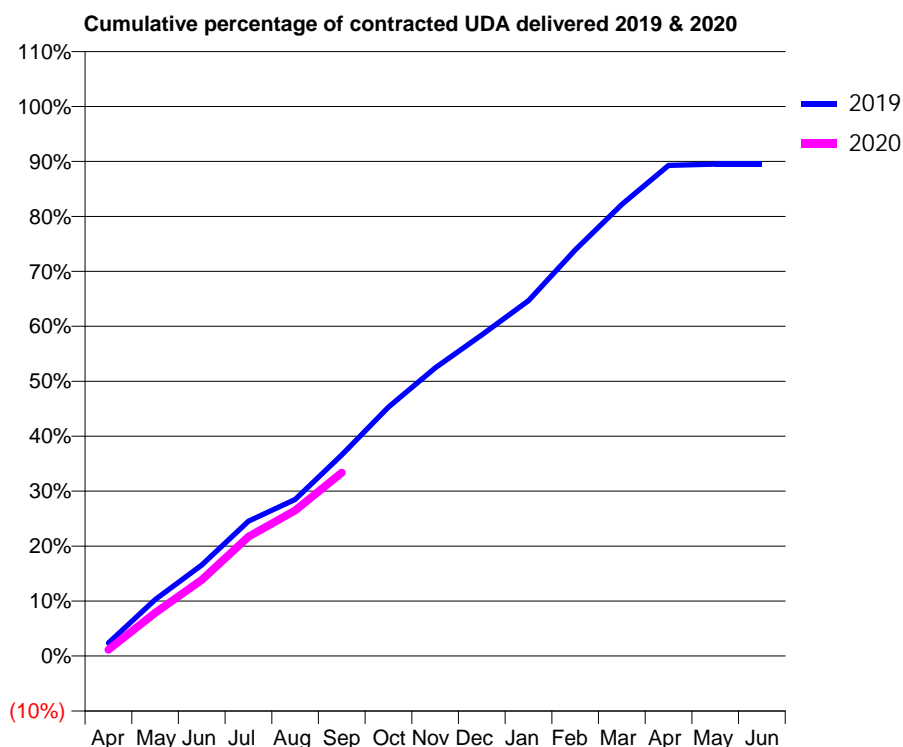
19/20 Contracted general activity (UDA)	15,212
Carry forward general activity (UDA)	0
19/20 Contracted orthodontic activity (UOA)	0
Carry forward orthodontic activity (UOA)	0
Baseline contract value	£492,592.46

ACCESS*

Patients seen in 24 months	Total	Change since previous quarter
Quarter ending September 2018	3,791	
Quarter ending December 2018	3,848	→
Quarter ending March 2019	3,919	→
Quarter ending June 2019	3,905	→
Quarter ending September 2019	3,961	→
Variance since September 2018	4.5%	↑



ACTIVITY



Month	Adjusted Scheduled Activity (UDA)	
	2019	2020
April	364	174
May	1,562	1,194
June	2,519	2,106
July	3,732	3,301
August	4,334	4,030
September	5,563	5,075
October	6,889	
November	7,977	
December	8,888	
January	9,834	
February	11,241	
March	12,502	
April	13,578	
May	13,615	
June	13,615	

QUALITY

	Quantity	Base Number	Contract	AT	Region	England
% of FP17s for the same patient ID Re-attending within 3 months - Children	11	504	2.2%	9.4%	11.3%	11.5%
% of FP17s for the same patient ID Re-attending within 3 months - Adults	113	1,762	6.4%	14.0%	14.7%	15.4%
% of FP17s for the same patient ID Re-attending between 3 & 9 months - Children	232	504	46.0%	57.4%	60.8%	59.7%
% of FP17s for the same patient ID Re-attending between 3 & 9 months - Adults	894	1,762	50.7%	51.1%	52.8%	51.7%
% of FP17s for Band 1 Urgent Courses	97	2,056	4.7%	8.8%	8.2%	9.2%
% of FP17s Relating to Free Repair or Replacements	8	2,056	0.4%	0.7%	0.7%	0.7%
% of FP17s Relating to Continuations	22	2,056	1.1%	0.7%	0.8%	0.8%
% of Patients satisfied with the dentistry they have received	3	4	N/A	94.3%	93.2%	93.5%
% of Patients satisfied with the time they had to wait for an appointment	2	4	N/A	88.6%	88.5%	87.4%

* This is based on patients treated on this contract for their most recent course of treatment. Figures in italics indicate the base number of FP17s or Patient Questionnaire responses are less than 100. N/A is shown where the base number of responses is less than 10 during the period. % is calculated as Quantity/Base number*100

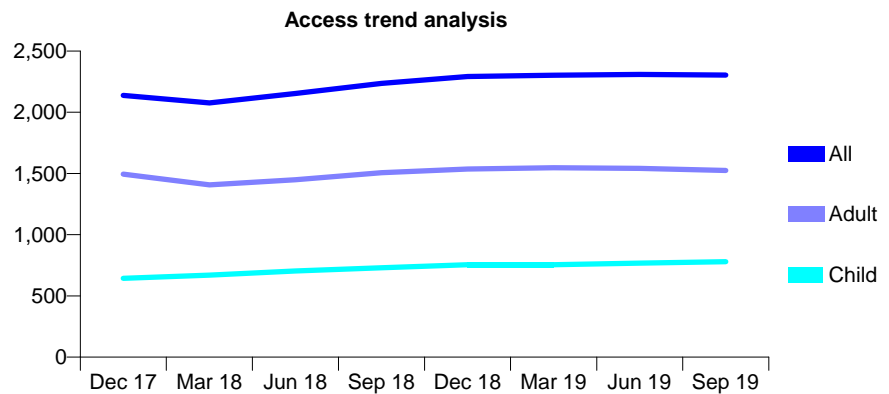
Q57 - Vital Signs At a Glance Contract Report for 174734/0001 - September 2019

Name or company name	Mr Azm Ahmed & Mrs Samira Ahmed
Contract type name	GDS Contract
Purpose of contract	General
Contract start date	01/09/2013
Contract end date	

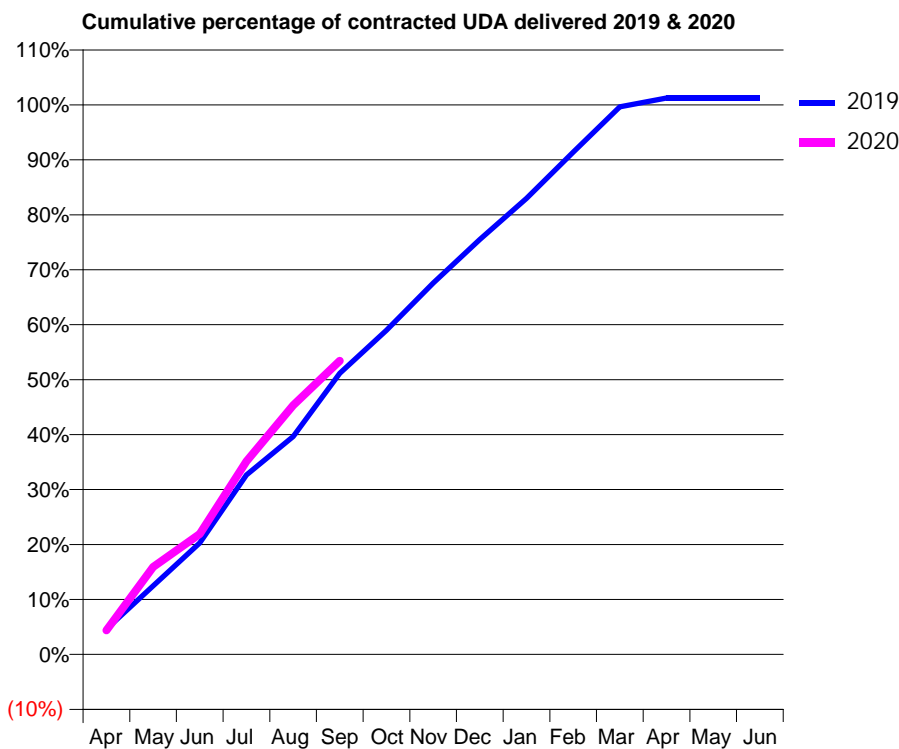
19/20 Contracted general activity (UDA)	6,000
Carry forward general activity (UDA)	-75
19/20 Contracted orthodontic activity (UOA)	0
Carry forward orthodontic activity (UOA)	0
Baseline contract value	£147,257.00

ACCESS*

Patients seen in 24 months	Total	Change since previous quarter
Quarter ending September 2018	2,236	
Quarter ending December 2018	2,292	↑
Quarter ending March 2019	2,302	→
Quarter ending June 2019	2,309	→
Quarter ending September 2019	2,304	→
Variance since September 2018	3.0%	↑



ACTIVITY



Month	Adjusted Scheduled Activity (UDA)	
	2019	2020
April	277	263
May	749	954
June	1,218	1,315
July	1,959	2,108
August	2,380	2,721
September	3,069	3,205
October	3,539	
November	4,054	
December	4,531	
January	4,979	
February	5,484	
March	5,979	
April	6,075	
May	6,075	
June	6,075	

QUALITY

	Quantity	Base Number	Contract	AT	Region	England
% of FP17s for the same patient ID Re-attending within 3 months - Children	41	645	6.4%	9.4%	11.3%	11.5%
% of FP17s for the same patient ID Re-attending within 3 months - Adults	117	1,115	10.5%	14.0%	14.7%	15.4%
% of FP17s for the same patient ID Re-attending between 3 & 9 months - Children	429	645	66.5%	57.4%	60.8%	59.7%
% of FP17s for the same patient ID Re-attending between 3 & 9 months - Adults	765	1,115	68.6%	51.1%	52.8%	51.7%
% of FP17s for Band 1 Urgent Courses	85	1,691	5.0%	8.8%	8.2%	9.2%
% of FP17s Relating to Free Repair or Replacements	3	1,691	0.2%	0.7%	0.7%	0.7%
% of FP17s Relating to Continuations	18	1,691	1.1%	0.7%	0.8%	0.8%
% of Patients satisfied with the dentistry they have received	2	2	N/A	94.3%	93.2%	93.5%
% of Patients satisfied with the time they had to wait for an appointment	2	2	N/A	88.6%	88.5%	87.4%

* This is based on patients treated on this contract for their most recent course of treatment. Figures in italics indicate the base number of FP17s or Patient Questionnaire responses are less than 100. N/A is shown where the base number of responses is less than 10 during the period. % is calculated as Quantity/Base number*100

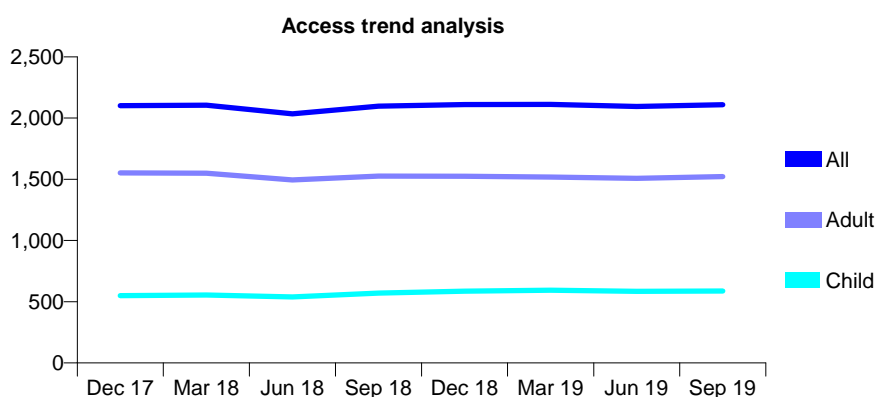
Q57 - Vital Signs At a Glance Contract Report for 175765/0001 - September 2019

Name or company name	Church Hill Dental Practice
Contract type name	GDS Contract
Purpose of contract	General
Contract start date	01/09/2010
Contract end date	

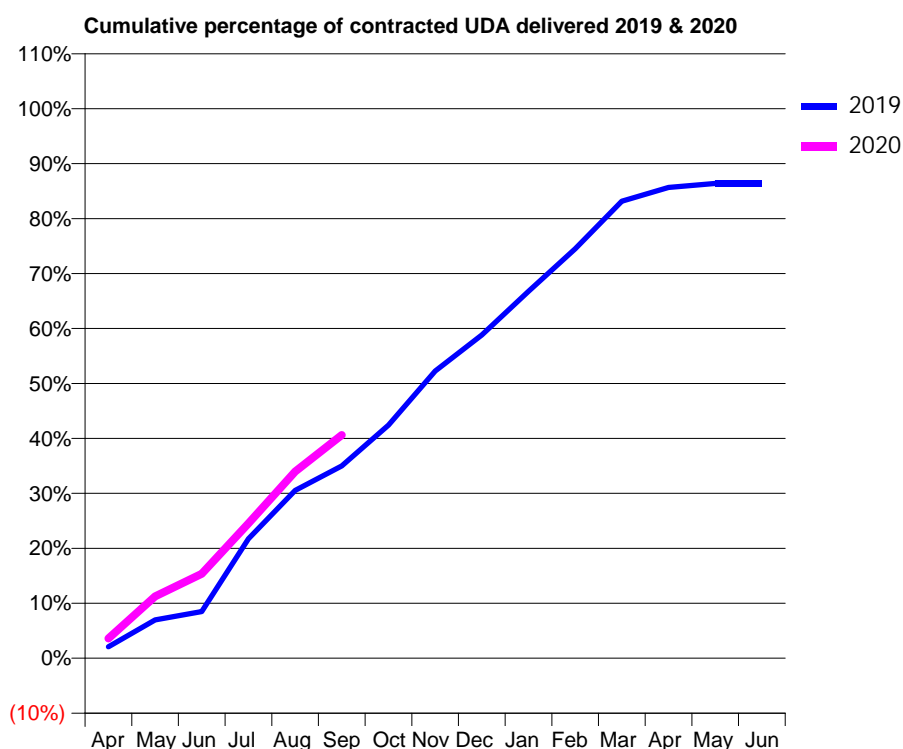
19/20 Contracted general activity (UDA)	6,000
Carry forward general activity (UDA)	0
19/20 Contracted orthodontic activity (UOA)	0
Carry forward orthodontic activity (UOA)	0
Baseline contract value	£149,311.73

ACCESS*

Patients seen in 24 months	Total	Change since previous quarter
Quarter ending September 2018	2,097	
Quarter ending December 2018	2,111	→
Quarter ending March 2019	2,112	→
Quarter ending June 2019	2,094	→
Quarter ending September 2019	2,110	→
Variance since September 2018	0.6%	→



ACTIVITY



Month	2019	2020
April	127	216
May	418	676
June	508	923
July	1,305	1,473
August	1,833	2,038
September	2,099	2,437
October	2,546	
November	3,135	
December	3,528	
January	4,006	
February	4,471	
March	4,989	
April	5,140	
May	5,184	
June	5,184	

QUALITY

	Quantity	Base Number	Contract	AT	Region	England
% of FP17s for the same patient ID Re-attending within 3 months - Children	27	358	7.5%	9.4%	11.3%	11.5%
% of FP17s for the same patient ID Re-attending within 3 months - Adults	172	944	18.2%	14.0%	14.7%	15.4%
% of FP17s for the same patient ID Re-attending between 3 & 9 months - Children	170	358	47.5%	57.4%	60.8%	59.7%
% of FP17s for the same patient ID Re-attending between 3 & 9 months - Adults	408	944	43.2%	51.1%	52.8%	51.7%
% of FP17s for Band 1 Urgent Courses	99	1,226	8.1%	8.8%	8.2%	9.2%
% of FP17s Relating to Free Repair or Replacements	12	1,226	1.0%	0.7%	0.7%	0.7%
% of FP17s Relating to Continuations	22	1,226	1.8%	0.7%	0.8%	0.8%
% of Patients satisfied with the dentistry they have received	0	0	N/A	94.3%	93.2%	93.5%
% of Patients satisfied with the time they had to wait for an appointment	0	0	N/A	88.6%	88.5%	87.4%

* This is based on patients treated on this contract for their most recent course of treatment.

Figures in italics indicate the base number of FP17s or Patient Questionnaire responses are less than 100. N/A is shown where the base number of responses is less than 10 during the period. % is calculated as Quantity/Base number*100

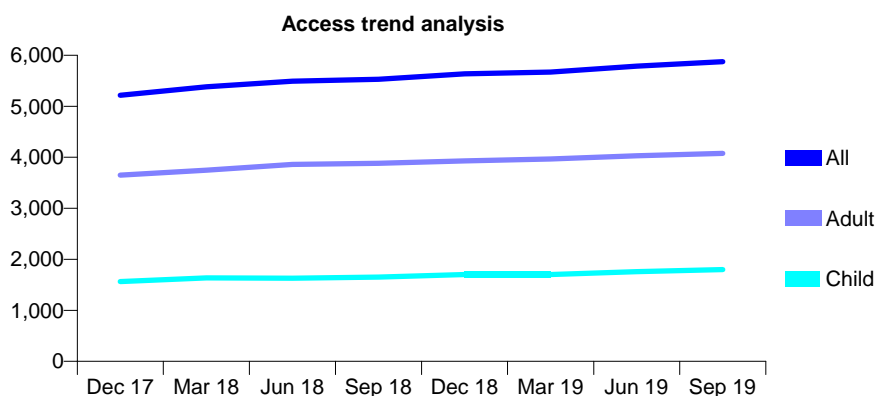
Q57 - Vital Signs At a Glance Contract Report for 177733/0001 - September 2019

Name or company name	Manningtree Practice Limited
Contract type name	GDS Contract
Purpose of contract	General
Contract start date	01/12/2010
Contract end date	

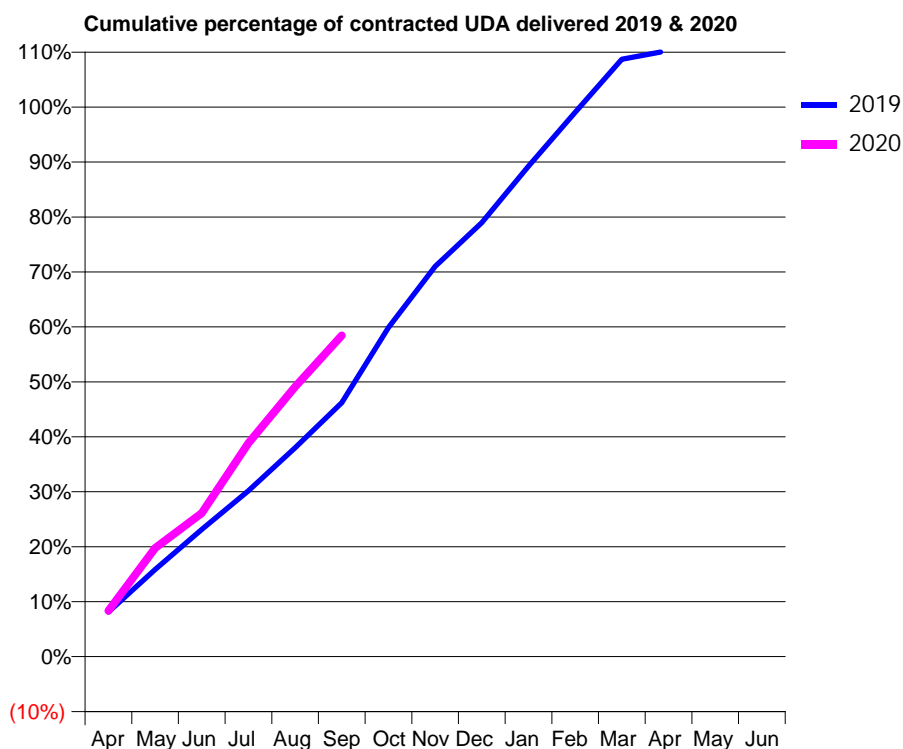
19/20 Contracted general activity (UDA)	10,076
Carry forward general activity (UDA)	-202
19/20 Contracted orthodontic activity (UOA)	0
Carry forward orthodontic activity (UOA)	0
Baseline contract value	£288,271.98

ACCESS*

Patients seen in 24 months	Total	Change since previous quarter
Quarter ending September 2018	5,531	
Quarter ending December 2018	5,634	→
Quarter ending March 2019	5,672	→
Quarter ending June 2019	5,788	↑
Quarter ending September 2019	5,876	→
Variance since September 2018	6.2%	↑



ACTIVITY



Month	Adjusted Scheduled Activity (UDA)	
	2019	2020
April	818	840
May	1,597	1,991
June	2,332	2,629
July	3,039	3,916
August	3,829	4,950
September	4,654	5,889
October	6,032	
November	7,156	
December	7,954	
January	8,992	
February	9,980	
March	10,953	
April	11,113	
May	11,112	
June	11,112	

QUALITY

	Quantity	Base Number	Contract	AT	Region	England
% of FP17s for the same patient ID Re-attending within 3 months - Children	59	1,242	4.8%	9.4%	11.3%	11.5%
% of FP17s for the same patient ID Re-attending within 3 months - Adults	360	2,489	14.5%	14.0%	14.7%	15.4%
% of FP17s for the same patient ID Re-attending between 3 & 9 months - Children	731	1,242	58.9%	57.4%	60.8%	59.7%
% of FP17s for the same patient ID Re-attending between 3 & 9 months - Adults	1,208	2,489	48.5%	51.1%	52.8%	51.7%
% of FP17s for Band 1 Urgent Courses	534	3,608	14.8%	8.8%	8.2%	9.2%
% of FP17s Relating to Free Repair or Replacements	19	3,608	0.5%	0.7%	0.7%	0.7%
% of FP17s Relating to Continuations	10	3,608	0.3%	0.7%	0.8%	0.8%
% of Patients satisfied with the dentistry they have received	2	3	N/A	94.3%	93.2%	93.5%
% of Patients satisfied with the time they had to wait for an appointment	3	3	N/A	88.6%	88.5%	87.4%

* This is based on patients treated on this contract for their most recent course of treatment. Figures in italics indicate the base number of FP17s or Patient Questionnaire responses are less than 100. N/A is shown where the base number of responses is less than 10 during the period. % is calculated as Quantity/Base number*100

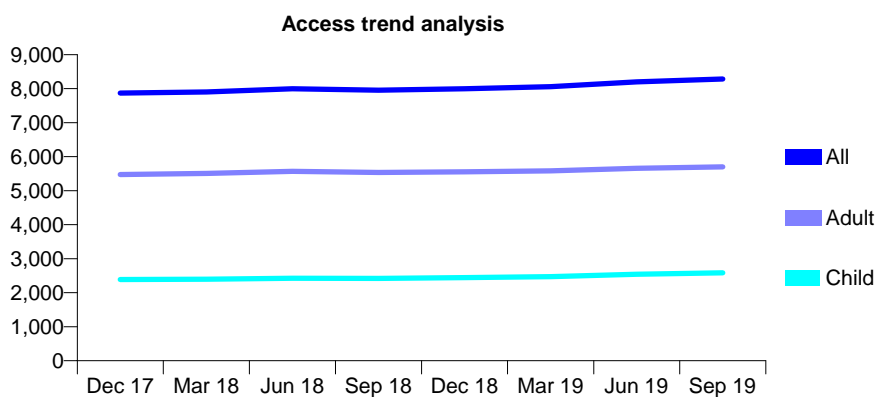
Q57 - Vital Signs At a Glance Contract Report for 179078/0001 - September 2019

Name or company name	Lister House Dental Centre
Contract type name	GDS Contract
Purpose of contract	General
Contract start date	01/04/2013
Contract end date	

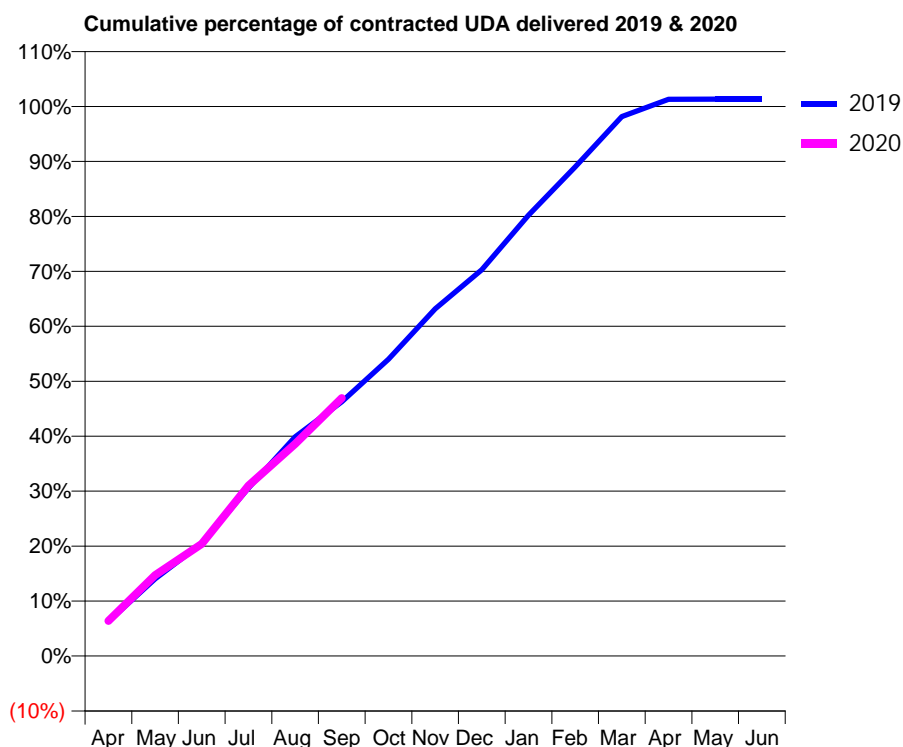
19/20 Contracted general activity (UDA)	19,852
Carry forward general activity (UDA)	-265
19/20 Contracted orthodontic activity (UOA)	0
Carry forward orthodontic activity (UOA)	0
Baseline contract value	£579,512.45

ACCESS*

Patients seen in 24 months	Total	Change since previous quarter
Quarter ending September 2018	7,954	
Quarter ending December 2018	7,998	→
Quarter ending March 2019	8,056	→
Quarter ending June 2019	8,203	→
Quarter ending September 2019	8,285	→
Variance since September 2018	4.2%	↑



ACTIVITY



Month	Adjusted Scheduled Activity (UDA)	
	2019	2020
April	1,243	1,271
May	2,794	2,923
June	4,069	4,050
July	6,069	6,156
August	7,915	7,663
September	9,184	9,313
October	10,723	
November	12,544	
December	13,953	
January	15,924	
February	17,675	
March	19,484	
April	20,108	
May	20,117	
June	20,117	

QUALITY

	Quantity	Base Number	Contract	AT	Region	England
% of FP17s for the same patient ID Re-attending within 3 months - Children	187	2,049	9.1%	9.4%	11.3%	11.5%
% of FP17s for the same patient ID Re-attending within 3 months - Adults	575	3,794	15.2%	14.0%	14.7%	15.4%
% of FP17s for the same patient ID Re-attending between 3 & 9 months - Children	1,181	2,049	57.6%	57.4%	60.8%	59.7%
% of FP17s for the same patient ID Re-attending between 3 & 9 months - Adults	1,874	3,794	49.4%	51.1%	52.8%	51.7%
% of FP17s for Band 1 Urgent Courses	464	4,605	10.1%	8.8%	8.2%	9.2%
% of FP17s Relating to Free Repair or Replacements	58	4,605	1.3%	0.7%	0.7%	0.7%
% of FP17s Relating to Continuations	20	4,605	0.4%	0.7%	0.8%	0.8%
% of Patients satisfied with the dentistry they have received	2	2	N/A	94.3%	93.2%	93.5%
% of Patients satisfied with the time they had to wait for an appointment	1	2	N/A	88.6%	88.5%	87.4%

* This is based on patients treated on this contract for their most recent course of treatment. Figures in italics indicate the base number of FP17s or Patient Questionnaire responses are less than 100. N/A is shown where the base number of responses is less than 10 during the period. % is calculated as Quantity/Base number*100

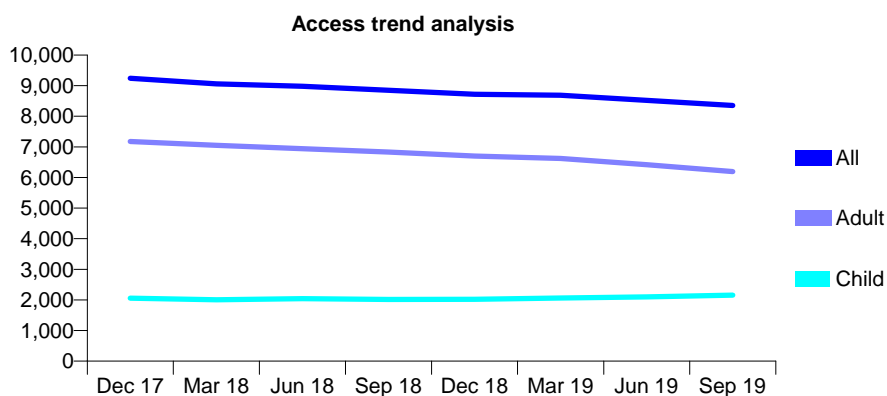
Q57 - Vital Signs At a Glance Contract Report for 180394/0001 - September 2019

Name or company name	Great Knightleys Dental Clinic
Contract type name	GDS Contract
Purpose of contract	General
Contract start date	01/01/2014
Contract end date	

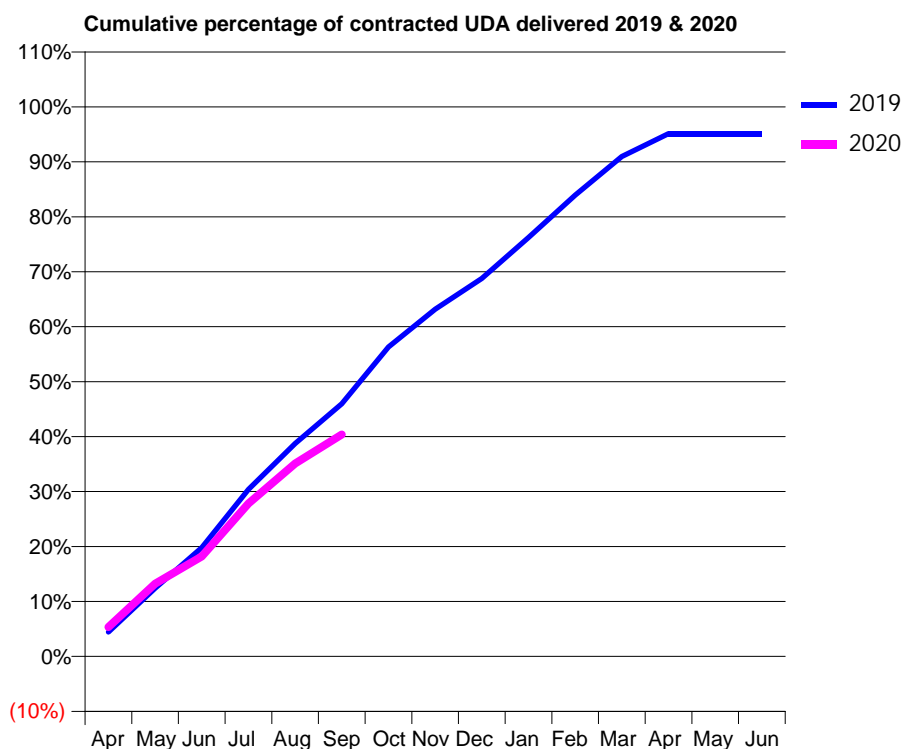
19/20 Contracted general activity (UDA)	36,655
Carry forward general activity (UDA)	0
19/20 Contracted orthodontic activity (UOA)	0
Carry forward orthodontic activity (UOA)	0
Baseline contract value	£1,148,662.44

ACCESS*

Patients seen in 24 months	Total	Change since previous quarter
Quarter ending September 2018	8,849	
Quarter ending December 2018	8,717	↓
Quarter ending March 2019	8,686	→
Quarter ending June 2019	8,520	↓
Quarter ending September 2019	8,357	↓
Variance since September 2018	(5.6%)	↓



ACTIVITY



Month	2019	2020
April	1,630	1,964
May	4,549	4,855
June	7,250	6,664
July	11,145	10,197
August	14,197	12,862
September	16,849	14,808
October	20,643	
November	23,158	
December	25,208	
January	27,944	
February	30,772	
March	33,346	
April	34,870	
May	34,861	
June	34,861	

QUALITY

	Quantity	Base Number	Contract	AT	Region	England
% of FP17s for the same patient ID Re-attending within 3 months - Children	105	1,395	7.5%	9.4%	11.3%	11.5%
% of FP17s for the same patient ID Re-attending within 3 months - Adults	761	3,290	23.1%	14.0%	14.7%	15.4%
% of FP17s for the same patient ID Re-attending between 3 & 9 months - Children	527	1,395	37.8%	57.4%	60.8%	59.7%
% of FP17s for the same patient ID Re-attending between 3 & 9 months - Adults	918	3,290	27.9%	51.1%	52.8%	51.7%
% of FP17s for Band 1 Urgent Courses	461	4,206	11.0%	8.8%	8.2%	9.2%
% of FP17s Relating to Free Repair or Replacements	55	4,206	1.3%	0.7%	0.7%	0.7%
% of FP17s Relating to Continuations	183	4,206	4.4%	0.7%	0.8%	0.8%
% of Patients satisfied with the dentistry they have received	0	0	N/A	94.3%	93.2%	93.5%
% of Patients satisfied with the time they had to wait for an appointment	0	0	N/A	88.6%	88.5%	87.4%

* This is based on patients treated on this contract for their most recent course of treatment. Figures in italics indicate the base number of FP17s or Patient Questionnaire responses are less than 100. N/A is shown where the base number of responses is less than 10 during the period. % is calculated as Quantity/Base number*100

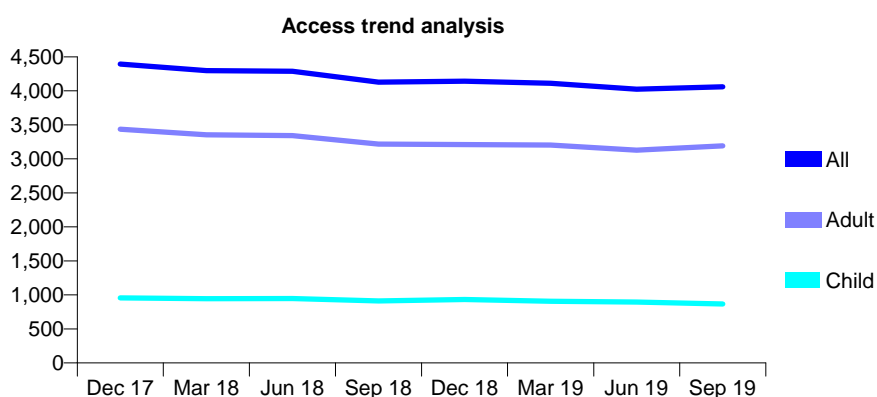
Q57 - Vital Signs At a Glance Contract Report for 181099/0001 - September 2019

Name or company name	Lemar and Lemar
Contract type name	GDS Contract
Purpose of contract	General
Contract start date	01/12/2015
Contract end date	

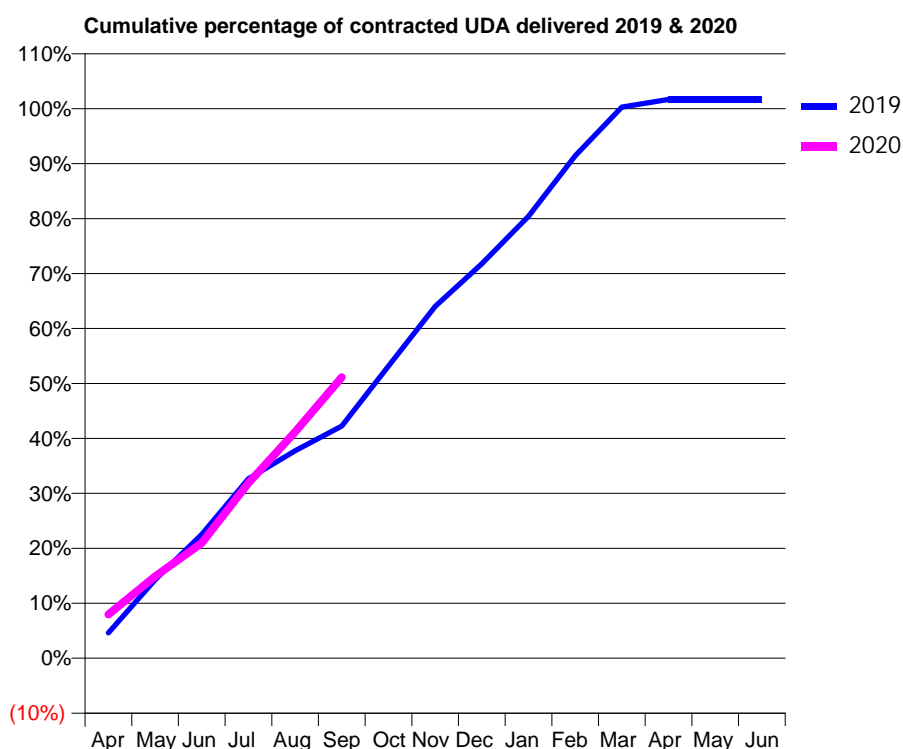
19/20 Contracted general activity (UDA)	12,450
Carry forward general activity (UDA)	-209
19/20 Contracted orthodontic activity (UOA)	0
Carry forward orthodontic activity (UOA)	0
Baseline contract value	£294,287.28

ACCESS*

Patients seen in 24 months	Total	Change since previous quarter
Quarter ending September 2018	4,129	
Quarter ending December 2018	4,143	→
Quarter ending March 2019	4,110	→
Quarter ending June 2019	4,024	↓
Quarter ending September 2019	4,060	→
Variance since September 2018	(1.7%)	↓



ACTIVITY



Month	2019	2020
April	577	992
May	1,779	1,858
June	2,804	2,609
July	4,067	3,970
August	4,699	5,130
September	5,259	6,365
October	6,618	
November	7,972	
December	8,936	
January	10,010	
February	11,384	
March	12,485	
April	12,658	
May	12,659	
June	12,659	

QUALITY

	Quantity	Base Number	Contract	AT	Region	England
% of FP17s for the same patient ID Re-attending within 3 months - Children	38	583	6.5%	9.4%	11.3%	11.5%
% of FP17s for the same patient ID Re-attending within 3 months - Adults	184	1,963	9.4%	14.0%	14.7%	15.4%
% of FP17s for the same patient ID Re-attending between 3 & 9 months - Children	333	583	57.1%	57.4%	60.8%	59.7%
% of FP17s for the same patient ID Re-attending between 3 & 9 months - Adults	1,070	1,963	54.5%	51.1%	52.8%	51.7%
% of FP17s for Band 1 Urgent Courses	100	2,462	4.1%	8.8%	8.2%	9.2%
% of FP17s Relating to Free Repair or Replacements	10	2,462	0.4%	0.7%	0.7%	0.7%
% of FP17s Relating to Continuations	32	2,462	1.3%	0.7%	0.8%	0.8%
% of Patients satisfied with the dentistry they have received	3	3	N/A	94.3%	93.2%	93.5%
% of Patients satisfied with the time they had to wait for an appointment	3	3	N/A	88.6%	88.5%	87.4%

* This is based on patients treated on this contract for their most recent course of treatment.

Figures in italics indicate the base number of FP17s or Patient Questionnaire responses are less than 100. N/A is shown where the base number of responses is less than 10 during the period. % is calculated as Quantity/Base number*100

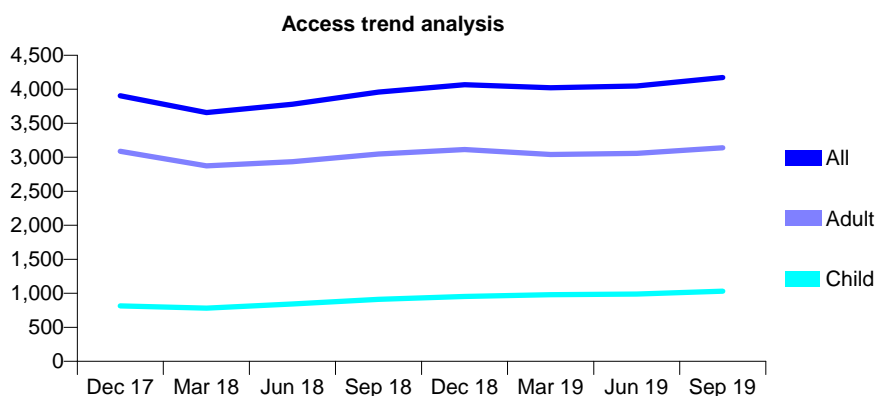
Q57 - Vital Signs At a Glance Contract Report for 181226/0001 - September 2019

Name or company name	Valley Dental Practice
Contract type name	GDS Contract
Purpose of contract	General
Contract start date	01/07/2012
Contract end date	

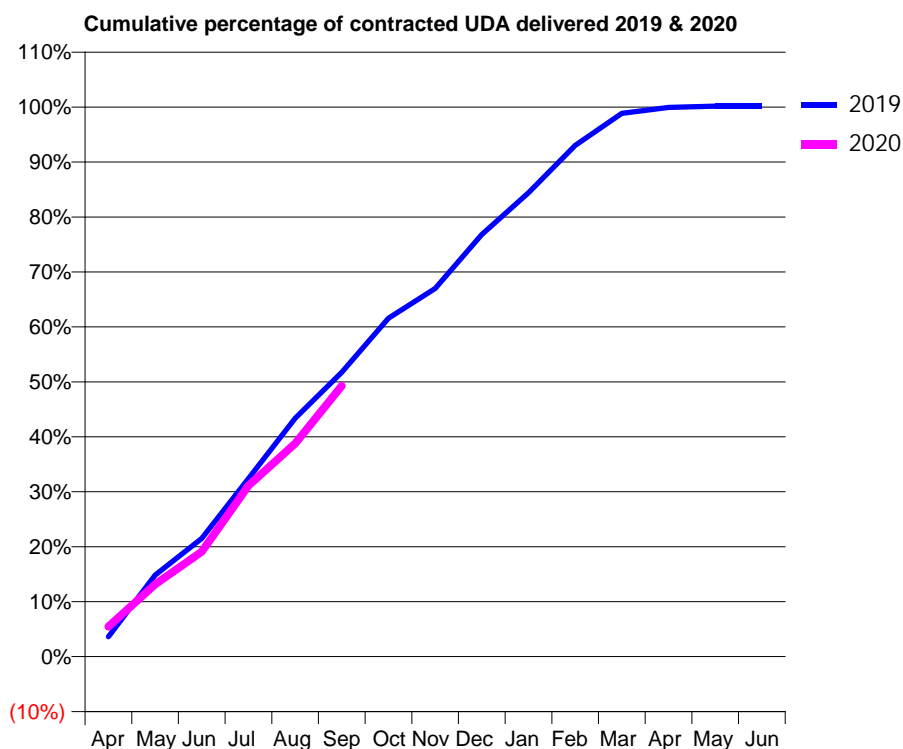
19/20 Contracted general activity (UDA)	8,028
Carry forward general activity (UDA)	-13
19/20 Contracted orthodontic activity (UOA)	0
Carry forward orthodontic activity (UOA)	0
Baseline contract value	£185,670.66

ACCESS*

Patients seen in 24 months	Total	Change since previous quarter
Quarter ending September 2018	3,958	
Quarter ending December 2018	4,068	↑
Quarter ending March 2019	4,022	↓
Quarter ending June 2019	4,048	→
Quarter ending September 2019	4,174	↑
Variance since September 2018	5.5%	↑



ACTIVITY



Month	Adjusted Scheduled Activity (UDA)	
	2019	2020
April	292	439
May	1,192	1,056
June	1,727	1,531
July	2,602	2,498
August	3,482	3,112
September	4,155	3,953
October	4,943	
November	5,378	
December	6,166	
January	6,777	
February	7,468	
March	7,935	
April	8,022	
May	8,041	
June	8,041	

QUALITY

	Quantity	Base Number	Contract	AT	Region	England
% of FP17s for the same patient ID Re-attending within 3 months - Children	52	789	6.6%	9.4%	11.3%	11.5%
% of FP17s for the same patient ID Re-attending within 3 months - Adults	171	1,919	8.9%	14.0%	14.7%	15.4%
% of FP17s for the same patient ID Re-attending between 3 & 9 months - Children	353	789	44.7%	57.4%	60.8%	59.7%
% of FP17s for the same patient ID Re-attending between 3 & 9 months - Adults	590	1,919	30.7%	51.1%	52.8%	51.7%
% of FP17s for Band 1 Urgent Courses	257	2,411	10.7%	8.8%	8.2%	9.2%
% of FP17s Relating to Free Repair or Replacements	15	2,411	0.6%	0.7%	0.7%	0.7%
% of FP17s Relating to Continuations	7	2,411	0.3%	0.7%	0.8%	0.8%
% of Patients satisfied with the dentistry they have received	0	0	N/A	94.3%	93.2%	93.5%
% of Patients satisfied with the time they had to wait for an appointment	0	0	N/A	88.6%	88.5%	87.4%

* This is based on patients treated on this contract for their most recent course of treatment. Figures in italics indicate the base number of FP17s or Patient Questionnaire responses are less than 100. N/A is shown where the base number of responses is less than 10 during the period. % is calculated as Quantity/Base number*100

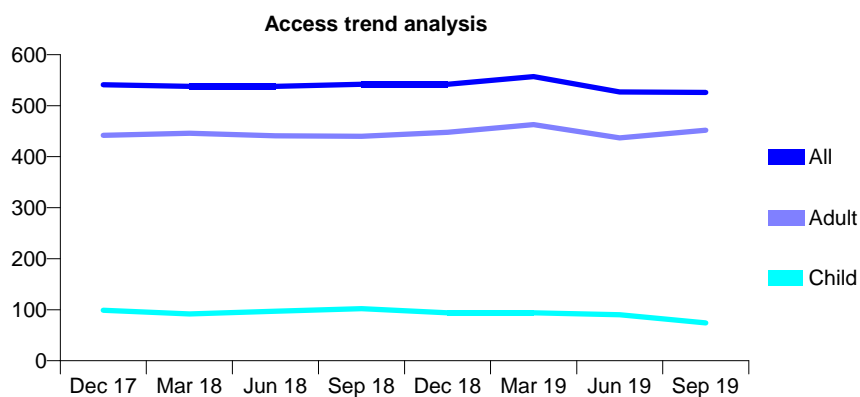
Q57 - Vital Signs At a Glance Contract Report for 181226/0003 - September 2019

Name or company name	Valley Dental Practice
Contract type name	GDS Contract
Purpose of contract	General
Contract start date	01/07/2012
Contract end date	

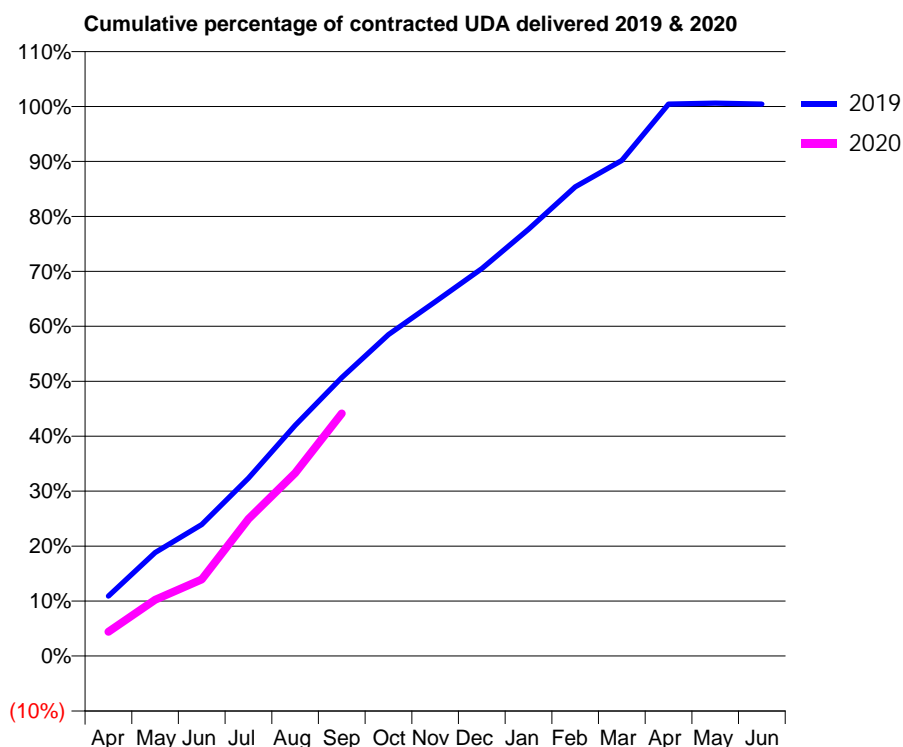
19/20 Contracted general activity (UDA)	1,279
Carry forward general activity (UDA)	-6
19/20 Contracted orthodontic activity (UOA)	0
Carry forward orthodontic activity (UOA)	0
Baseline contract value	£29,687.91

ACCESS*

Patients seen in 24 months	Total	Change since previous quarter
Quarter ending September 2018	542	
Quarter ending December 2018	542	→
Quarter ending March 2019	557	↑
Quarter ending June 2019	527	↓
Quarter ending September 2019	526	→
Variance since September 2018	(3.0%)	↓



ACTIVITY



Month	Adjusted Scheduled Activity (UDA)	
	2019	2020
April	139	56
May	241	131
June	306	178
July	414	319
August	537	426
September	648	564
October	748	
November	824	
December	901	
January	993	
February	1,092	
March	1,153	
April	1,285	
May	1,287	
June	1,285	

QUALITY

	Quantity	Base Number	Contract	AT	Region	England
% of FP17s for the same patient ID Re-attending within 3 months - Children	0	67	0.0%	9.4%	11.3%	11.5%
% of FP17s for the same patient ID Re-attending within 3 months - Adults	4	333	1.2%	14.0%	14.7%	15.4%
% of FP17s for the same patient ID Re-attending between 3 & 9 months - Children	17	67	25.4%	57.4%	60.8%	59.7%
% of FP17s for the same patient ID Re-attending between 3 & 9 months - Adults	66	333	19.8%	51.1%	52.8%	51.7%
% of FP17s for Band 1 Urgent Courses	7	331	2.1%	8.8%	8.2%	9.2%
% of FP17s Relating to Free Repair or Replacements	0	331	0.0%	0.7%	0.7%	0.7%
% of FP17s Relating to Continuations	2	331	0.6%	0.7%	0.8%	0.8%
% of Patients satisfied with the dentistry they have received	0	0	N/A	94.3%	93.2%	93.5%
% of Patients satisfied with the time they had to wait for an appointment	0	0	N/A	88.6%	88.5%	87.4%

* This is based on patients treated on this contract for their most recent course of treatment. Figures in italics indicate the base number of FP17s or Patient Questionnaire responses are less than 100. N/A is shown where the base number of responses is less than 10 during the period. % is calculated as Quantity/Base number*100

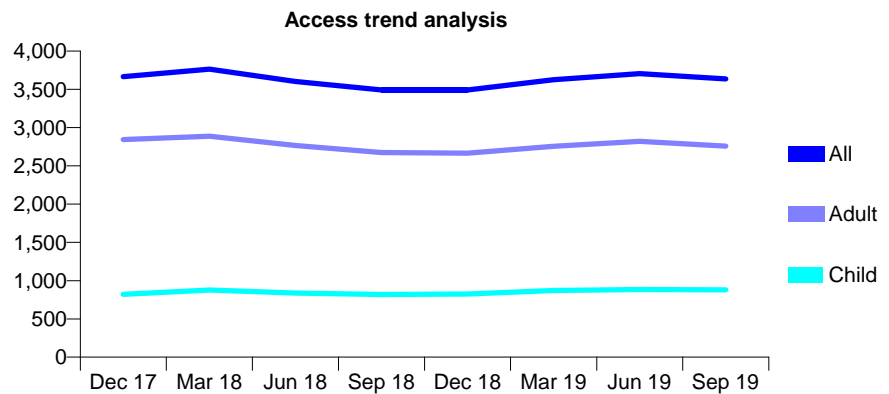
Q57 - Vital Signs At a Glance Contract Report for 181226/0004 - September 2019

Name or company name	Valley Dental Practice
Contract type name	GDS Contract
Purpose of contract	General
Contract start date	01/07/2012
Contract end date	

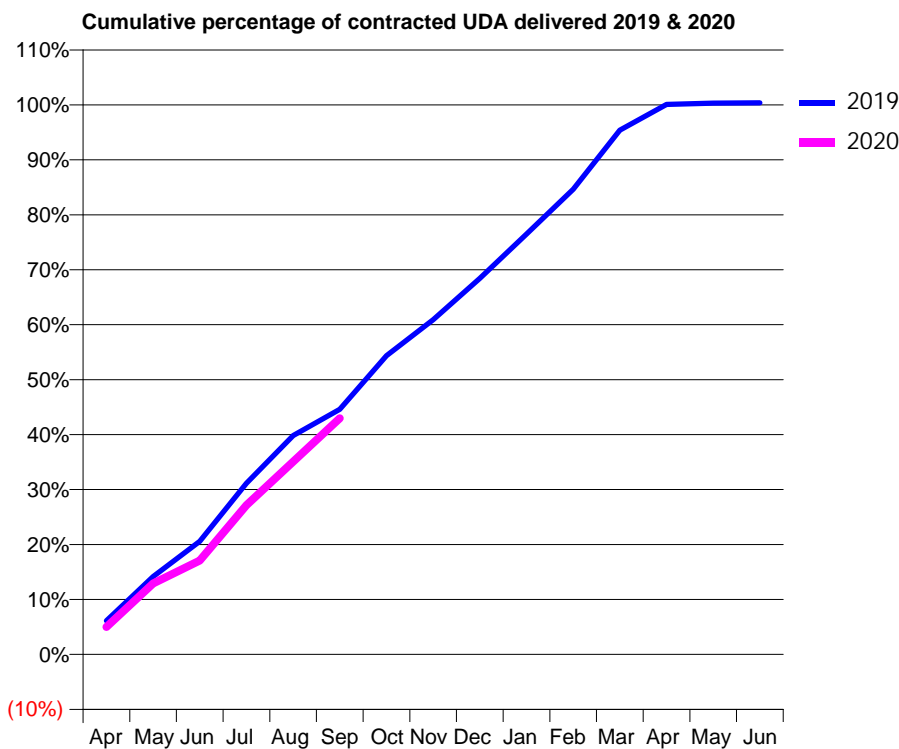
19/20 Contracted general activity (UDA)	9,238
Carry forward general activity (UDA)	-32
19/20 Contracted orthodontic activity (UOA)	0
Carry forward orthodontic activity (UOA)	0
Baseline contract value	£202,362.93

ACCESS*

Patients seen in 24 months	Total	Change since previous quarter
Quarter ending September 2018	3,492	
Quarter ending December 2018	3,492	→
Quarter ending March 2019	3,627	↑
Quarter ending June 2019	3,704	↑
Quarter ending September 2019	3,637	↓
Variance since September 2018	4.2%	↑



ACTIVITY



Month	2019	2020
April	566	462
May	1,307	1,193
June	1,901	1,580
July	2,878	2,510
August	3,681	3,241
September	4,122	3,969
October	5,020	
November	5,626	
December	6,322	
January	7,066	
February	7,819	
March	8,812	
April	9,243	
May	9,267	
June	9,270	

QUALITY

	Quantity	Base Number	Contract	AT	Region	England
% of FP17s for the same patient ID Re-attending within 3 months - Children	24	675	3.6%	9.4%	11.3%	11.5%
% of FP17s for the same patient ID Re-attending within 3 months - Adults	90	1,810	5.0%	14.0%	14.7%	15.4%
% of FP17s for the same patient ID Re-attending between 3 & 9 months - Children	370	675	54.8%	57.4%	60.8%	59.7%
% of FP17s for the same patient ID Re-attending between 3 & 9 months - Adults	969	1,810	53.5%	51.1%	52.8%	51.7%
% of FP17s for Band 1 Urgent Courses	91	2,278	4.0%	8.8%	8.2%	9.2%
% of FP17s Relating to Free Repair or Replacements	11	2,278	0.5%	0.7%	0.7%	0.7%
% of FP17s Relating to Continuations	10	2,278	0.4%	0.7%	0.8%	0.8%
% of Patients satisfied with the dentistry they have received	2	2	N/A	94.3%	93.2%	93.5%
% of Patients satisfied with the time they had to wait for an appointment	2	2	N/A	88.6%	88.5%	87.4%

* This is based on patients treated on this contract for their most recent course of treatment. Figures in italics indicate the base number of FP17s or Patient Questionnaire responses are less than 100. N/A is shown where the base number of responses is less than 10 during the period. % is calculated as Quantity/Base number*100

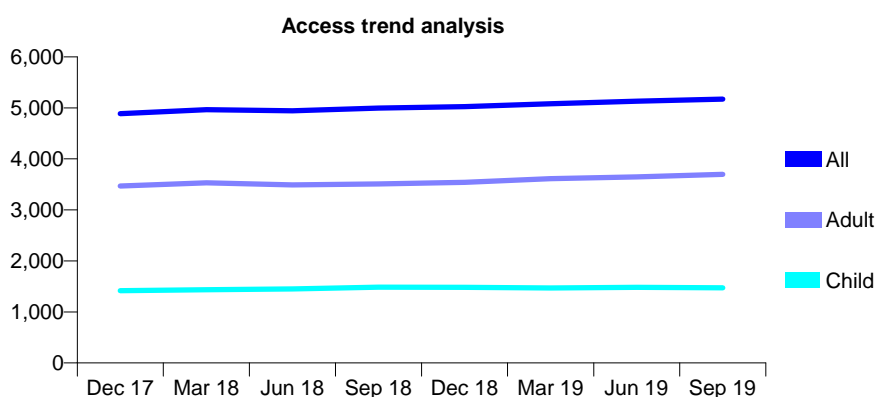
Q57 - Vital Signs At a Glance Contract Report for 184160/0001 - September 2019

Name or company name	S K Pomfret & C Farrell
Contract type name	GDS Contract
Purpose of contract	General
Contract start date	01/02/2008
Contract end date	

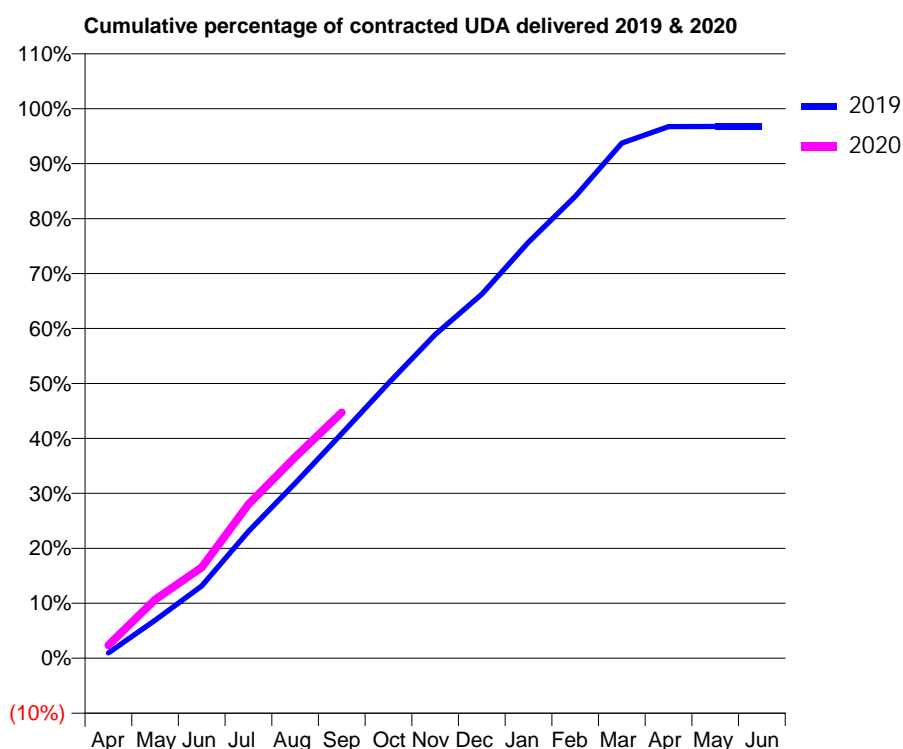
19/20 Contracted general activity (UDA)	14,896
Carry forward general activity (UDA)	482
19/20 Contracted orthodontic activity (UOA)	0
Carry forward orthodontic activity (UOA)	0
Baseline contract value	£350,865.57

ACCESS*

Patients seen in 24 months	Total	Change since previous quarter
Quarter ending September 2018	4,995	
Quarter ending December 2018	5,023	→
Quarter ending March 2019	5,082	→
Quarter ending June 2019	5,130	→
Quarter ending September 2019	5,172	→
Variance since September 2018	3.5%	↑



ACTIVITY



Month	2019	2020
April	146	357
May	1,033	1,592
June	1,956	2,464
July	3,439	4,169
August	4,744	5,453
September	6,090	6,662
October	7,457	
November	8,774	
December	9,866	
January	11,278	
February	12,517	
March	13,963	
April	14,407	
May	14,414	
June	14,414	

QUALITY

	Quantity	Base Number	Contract	AT	Region	England
% of FP17s for the same patient ID Re-attending within 3 months - Children	68	1,174	5.8%	9.4%	11.3%	11.5%
% of FP17s for the same patient ID Re-attending within 3 months - Adults	298	2,791	10.7%	14.0%	14.7%	15.4%
% of FP17s for the same patient ID Re-attending between 3 & 9 months - Children	869	1,174	74.0%	57.4%	60.8%	59.7%
% of FP17s for the same patient ID Re-attending between 3 & 9 months - Adults	1,788	2,791	64.1%	51.1%	52.8%	51.7%
% of FP17s for Band 1 Urgent Courses	158	3,703	4.3%	8.8%	8.2%	9.2%
% of FP17s Relating to Free Repair or Replacements	16	3,703	0.4%	0.7%	0.7%	0.7%
% of FP17s Relating to Continuations	35	3,703	0.9%	0.7%	0.8%	0.8%
% of Patients satisfied with the dentistry they have received	1	1	N/A	94.3%	93.2%	93.5%
% of Patients satisfied with the time they had to wait for an appointment	1	1	N/A	88.6%	88.5%	87.4%

* This is based on patients treated on this contract for their most recent course of treatment. Figures in italics indicate the base number of FP17s or Patient Questionnaire responses are less than 100. N/A is shown where the base number of responses is less than 10 during the period. % is calculated as Quantity/Base number*100

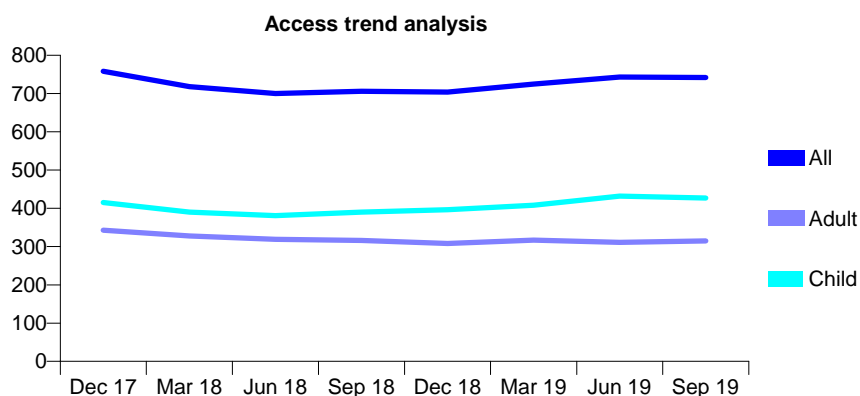
Q57 - Vital Signs At a Glance Contract Report for 185264/0001 - September 2019

Name or company name	Whitehouse Dental Practice
Contract type name	GDS Contract
Purpose of contract	General
Contract start date	17/10/2012
Contract end date	

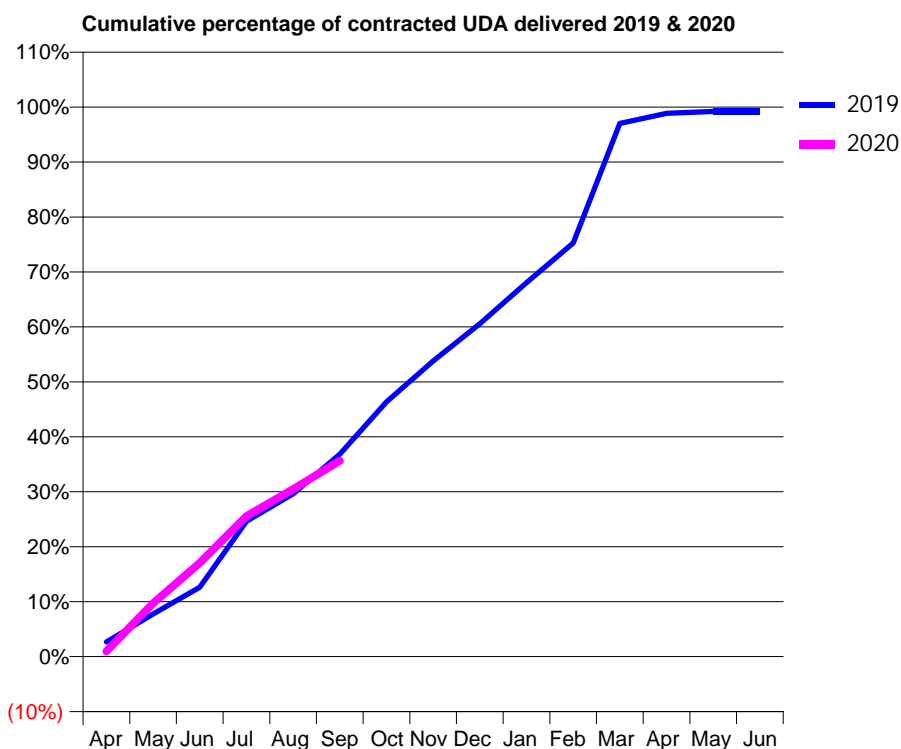
19/20 Contracted general activity (UDA)	2,138
Carry forward general activity (UDA)	17
19/20 Contracted orthodontic activity (UOA)	0
Carry forward orthodontic activity (UOA)	0
Baseline contract value	£51,857.08

ACCESS*

Patients seen in 24 months	Total	Change since previous quarter
Quarter ending September 2018	706	
Quarter ending December 2018	704	→
Quarter ending March 2019	725	↑
Quarter ending June 2019	743	↑
Quarter ending September 2019	742	→
Variance since September 2018	5.1%	↑



ACTIVITY



Month	Adjusted Scheduled Activity (UDA)	
	2019	2020
April	57	21
May	166	208
June	270	365
July	526	547
August	634	652
September	787	762
October	991	
November	1,151	
December	1,295	
January	1,455	
February	1,609	
March	2,074	
April	2,113	
May	2,121	
June	2,121	

QUALITY

	Quantity	Base Number	Contract	AT	Region	England
% of FP17s for the same patient ID Re-attending within 3 months - Children	21	284	7.4%	9.4%	11.3%	11.5%
% of FP17s for the same patient ID Re-attending within 3 months - Adults	23	177	13.0%	14.0%	14.7%	15.4%
% of FP17s for the same patient ID Re-attending between 3 & 9 months - Children	154	284	54.2%	57.4%	60.8%	59.7%
% of FP17s for the same patient ID Re-attending between 3 & 9 months - Adults	81	177	45.8%	51.1%	52.8%	51.7%
% of FP17s for Band 1 Urgent Courses	39	442	8.8%	8.8%	8.2%	9.2%
% of FP17s Relating to Free Repair or Replacements	0	442	0.0%	0.7%	0.7%	0.7%
% of FP17s Relating to Continuations	0	442	0.0%	0.7%	0.8%	0.8%
% of Patients satisfied with the dentistry they have received	0	0	N/A	94.3%	93.2%	93.5%
% of Patients satisfied with the time they had to wait for an appointment	0	0	N/A	88.6%	88.5%	87.4%

* This is based on patients treated on this contract for their most recent course of treatment. Figures in italics indicate the base number of FP17s or Patient Questionnaire responses are less than 100. N/A is shown where the base number of responses is less than 10 during the period. % is calculated as Quantity/Base number*100

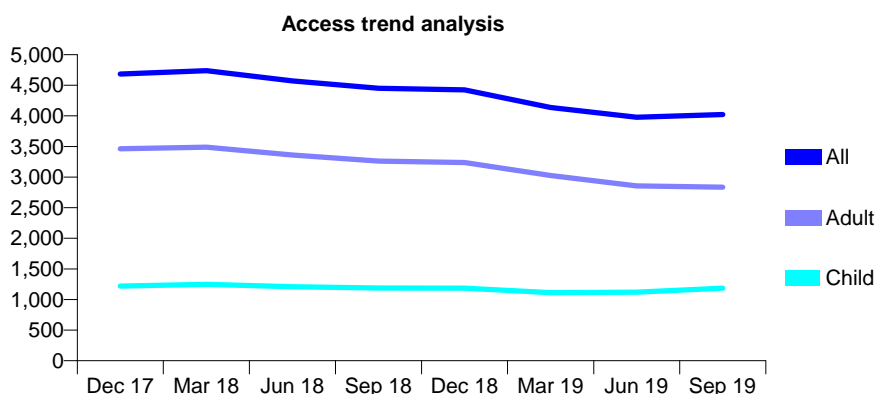
Q57 - Vital Signs At a Glance Contract Report for 187437/0001 - September 2019

Name or company name	Mr H Dhamu and Mr G V Mathew
Contract type name	GDS Contract
Purpose of contract	General
Contract start date	01/12/2013
Contract end date	

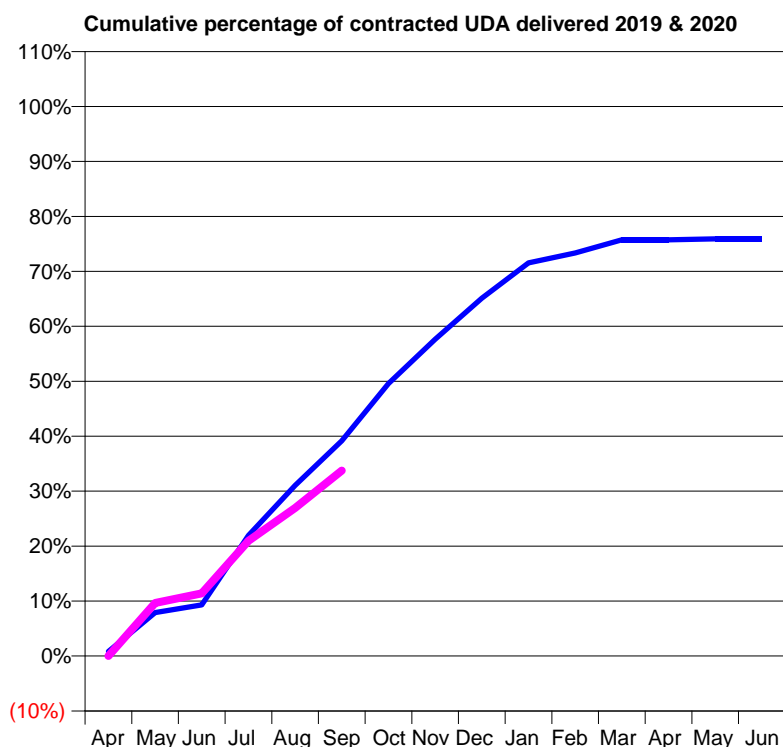
19/20 Contracted general activity (UDA)	12,000
Carry forward general activity (UDA)	0
19/20 Contracted orthodontic activity (UOA)	0
Carry forward orthodontic activity (UOA)	0
Baseline contract value	£297,997.71

ACCESS*

Patients seen in 24 months	Total	Change since previous quarter
Quarter ending September 2018	4,449	
Quarter ending December 2018	4,424	→
Quarter ending March 2019	4,139	↓
Quarter ending June 2019	3,978	↓
Quarter ending September 2019	4,023	→
Variance since September 2018	(9.6%)	↓



ACTIVITY



Month	Adjusted Scheduled Activity (UDA)	
	2019	2020
April	99	0
May	950	1,158
June	1,116	1,367
July	2,635	2,513
August	3,726	3,235
September	4,697	4,050
October	5,952	
November	6,919	
December	7,812	
January	8,584	
February	8,801	
March	9,088	
April	9,088	
May	9,111	
June	9,111	

QUALITY

	Quantity	Base Number	Contract	AT	Region	England
% of FP17s for the same patient ID Re-attending within 3 months - Children	26	734	3.5%	9.4%	11.3%	11.5%
% of FP17s for the same patient ID Re-attending within 3 months - Adults	170	1,049	16.2%	14.0%	14.7%	15.4%
% of FP17s for the same patient ID Re-attending between 3 & 9 months - Children	263	734	35.8%	57.4%	60.8%	59.7%
% of FP17s for the same patient ID Re-attending between 3 & 9 months - Adults	318	1,049	30.3%	51.1%	52.8%	51.7%
% of FP17s for Band 1 Urgent Courses	250	1,780	14.0%	8.8%	8.2%	9.2%
% of FP17s Relating to Free Repair or Replacements	24	1,780	1.3%	0.7%	0.7%	0.7%
% of FP17s Relating to Continuations	7	1,780	0.4%	0.7%	0.8%	0.8%
% of Patients satisfied with the dentistry they have received	3	3	N/A	94.3%	93.2%	93.5%
% of Patients satisfied with the time they had to wait for an appointment	2	3	N/A	88.6%	88.5%	87.4%

* This is based on patients treated on this contract for their most recent course of treatment. Figures in italics indicate the base number of FP17s or Patient Questionnaire responses are less than 100. N/A is shown where the base number of responses is less than 10 during the period. % is calculated as Quantity/Base number*100

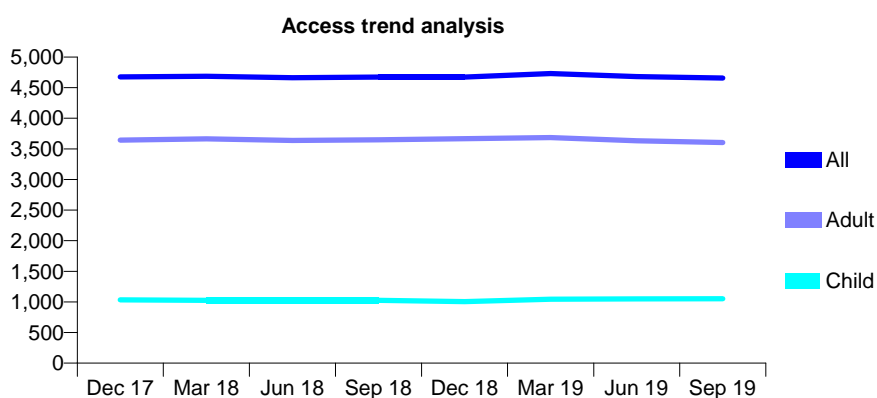
Q57 - Vital Signs At a Glance Contract Report for 187984/0001 - September 2019

Name or company name	Serenity Dental Surgery Partnership
Contract type name	GDS Contract
Purpose of contract	General
Contract start date	01/04/2009
Contract end date	

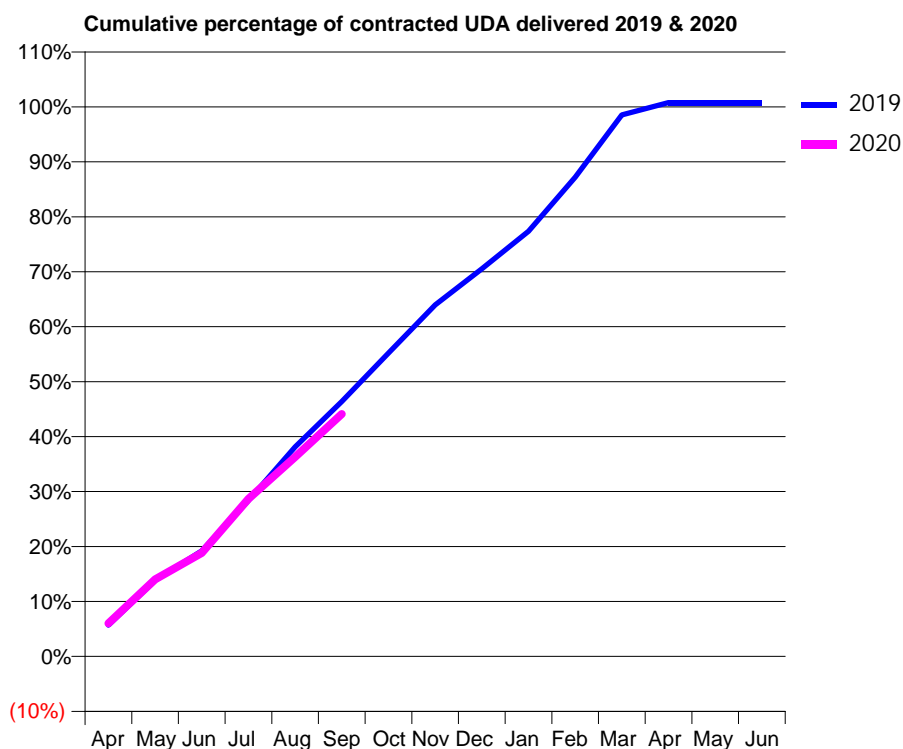
19/20 Contracted general activity (UDA)	14,354
Carry forward general activity (UDA)	-109
19/20 Contracted orthodontic activity (UOA)	0
Carry forward orthodontic activity (UOA)	0
Baseline contract value	£434,768.45

ACCESS*

Patients seen in 24 months	Total	Change since previous quarter
Quarter ending September 2018	4,674	
Quarter ending December 2018	4,673	→
Quarter ending March 2019	4,730	→
Quarter ending June 2019	4,681	↓
Quarter ending September 2019	4,656	→
Variance since September 2018	(0.4%)	→



ACTIVITY



Month	2019	2020
April	816	863
May	1,988	2,017
June	2,758	2,701
July	4,072	4,117
August	5,474	5,213
September	6,657	6,330
October	7,923	
November	9,184	
December	10,122	
January	11,107	
February	12,516	
March	14,143	
April	14,465	
May	14,463	
June	14,463	

QUALITY

	Quantity	Base Number	Contract	AT	Region	England
% of FP17s for the same patient ID Re-attending within 3 months - Children	33	841	3.9%	9.4%	11.3%	11.5%
% of FP17s for the same patient ID Re-attending within 3 months - Adults	329	2,909	11.3%	14.0%	14.7%	15.4%
% of FP17s for the same patient ID Re-attending between 3 & 9 months - Children	617	841	73.4%	57.4%	60.8%	59.7%
% of FP17s for the same patient ID Re-attending between 3 & 9 months - Adults	2,048	2,909	70.4%	51.1%	52.8%	51.7%
% of FP17s for Band 1 Urgent Courses	164	3,589	4.6%	8.8%	8.2%	9.2%
% of FP17s Relating to Free Repair or Replacements	40	3,589	1.1%	0.7%	0.7%	0.7%
% of FP17s Relating to Continuations	49	3,589	1.4%	0.7%	0.8%	0.8%
% of Patients satisfied with the dentistry they have received	2	2	N/A	94.3%	93.2%	93.5%
% of Patients satisfied with the time they had to wait for an appointment	2	2	N/A	88.6%	88.5%	87.4%

* This is based on patients treated on this contract for their most recent course of treatment. Figures in italics indicate the base number of FP17s or Patient Questionnaire responses are less than 100. N/A is shown where the base number of responses is less than 10 during the period. % is calculated as Quantity/Base number*100

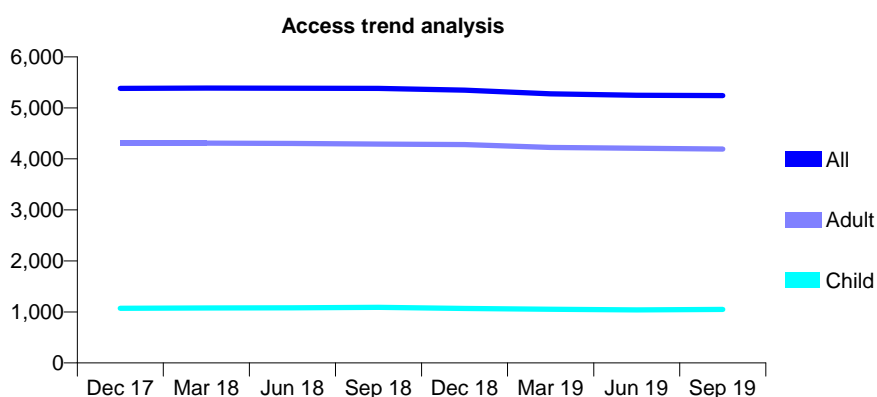
Q57 - Vital Signs At a Glance Contract Report for 188018/0001 - September 2019

Name or company name	Messrs. Lee & Perera
Contract type name	GDS Contract
Purpose of contract	General
Contract start date	01/04/2008
Contract end date	

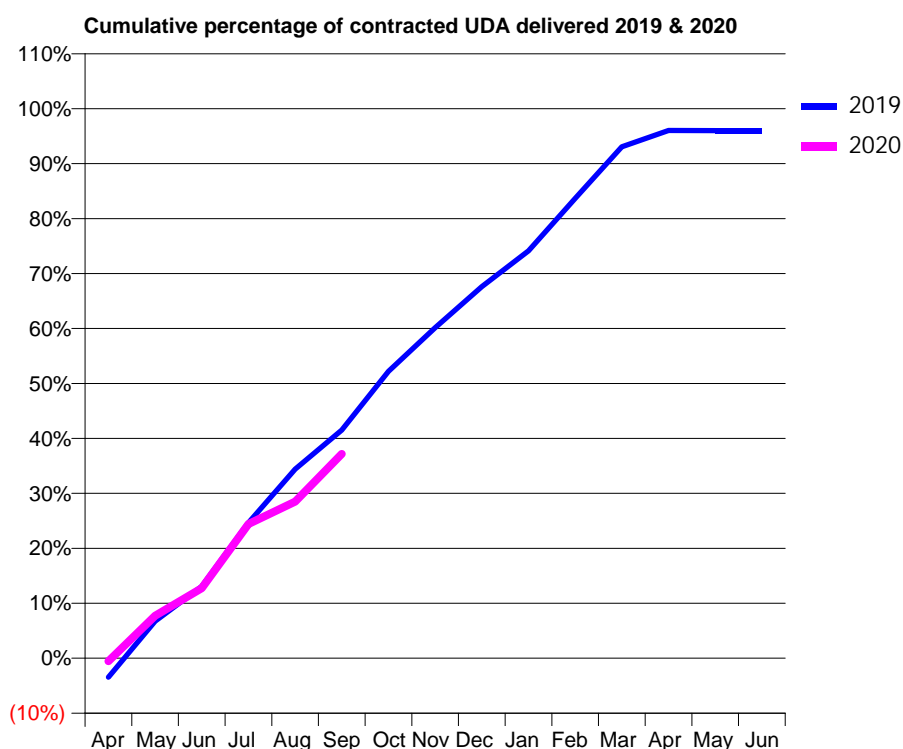
19/20 Contracted general activity (UDA)	15,000
Carry forward general activity (UDA)	597
19/20 Contracted orthodontic activity (UOA)	0
Carry forward orthodontic activity (UOA)	0
Baseline contract value	£463,335.75

ACCESS*

Patients seen in 24 months	Total	Change since previous quarter
Quarter ending September 2018	5,382	
Quarter ending December 2018	5,347	→
Quarter ending March 2019	5,274	↓
Quarter ending June 2019	5,246	→
Quarter ending September 2019	5,241	→
Variance since September 2018	(2.6%)	↓



ACTIVITY



Month	2019	2020
April	-523	-85
May	1,014	1,158
June	1,961	1,914
July	3,700	3,665
August	5,162	4,274
September	6,225	5,577
October	7,830	
November	9,021	
December	10,143	
January	11,120	
February	12,552	
March	13,959	
April	14,404	
May	14,403	
June	14,403	

QUALITY

	Quantity	Base Number	Contract	AT	Region	England
% of FP17s for the same patient ID Re-attending within 3 months - Children	56	883	6.3%	9.4%	11.3%	11.5%
% of FP17s for the same patient ID Re-attending within 3 months - Adults	364	2,743	13.3%	14.0%	14.7%	15.4%
% of FP17s for the same patient ID Re-attending between 3 & 9 months - Children	570	883	64.6%	57.4%	60.8%	59.7%
% of FP17s for the same patient ID Re-attending between 3 & 9 months - Adults	1,353	2,743	49.3%	51.1%	52.8%	51.7%
% of FP17s for Band 1 Urgent Courses	230	3,391	6.8%	8.8%	8.2%	9.2%
% of FP17s Relating to Free Repair or Replacements	23	3,391	0.7%	0.7%	0.7%	0.7%
% of FP17s Relating to Continuations	63	3,391	1.9%	0.7%	0.8%	0.8%
% of Patients satisfied with the dentistry they have received	8	8	N/A	94.3%	93.2%	93.5%
% of Patients satisfied with the time they had to wait for an appointment	8	8	N/A	88.6%	88.5%	87.4%

* This is based on patients treated on this contract for their most recent course of treatment.

Figures in italics indicate the base number of FP17s or Patient Questionnaire responses are less than 100. N/A is shown where the base number of responses is less than 10 during the period. % is calculated as Quantity/Base number*100

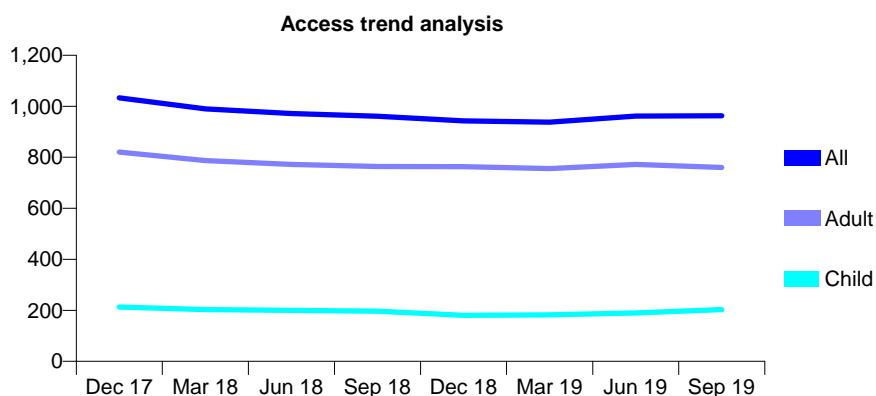
Q57 - Vital Signs At a Glance Contract Report for 188190/0001 - September 2019

Name or company name	J & S Essex
Contract type name	GDS Contract
Purpose of contract	General
Contract start date	01/11/2008
Contract end date	

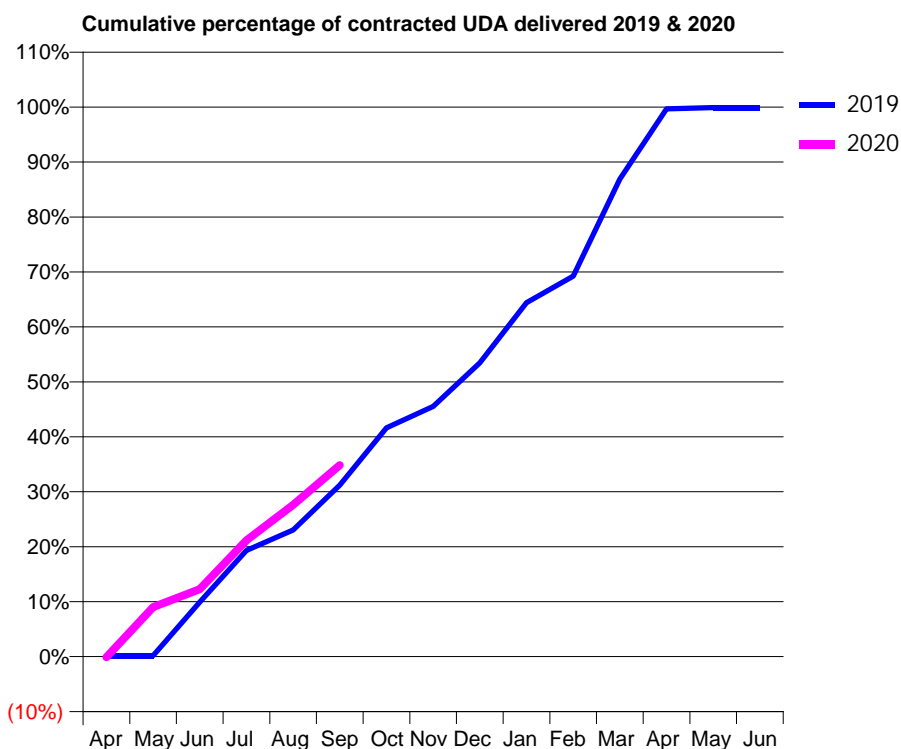
19/20 Contracted general activity (UDA)	4,000
Carry forward general activity (UDA)	4
19/20 Contracted orthodontic activity (UOA)	0
Carry forward orthodontic activity (UOA)	0
Baseline contract value	£97,169.88

ACCESS*

Patients seen in 24 months	Total	Change since previous quarter
Quarter ending September 2018	961	
Quarter ending December 2018	943	↓
Quarter ending March 2019	938	→
Quarter ending June 2019	962	↑
Quarter ending September 2019	963	→
Variance since September 2018	0.2%	→



ACTIVITY



Month	Adjusted Scheduled Activity (UDA)	
	2019	2020
April	8	-4
May	8	361
June	396	491
July	773	846
August	922	1,105
September	1,247	1,395
October	1,665	
November	1,822	
December	2,138	
January	2,576	
February	2,770	
March	3,476	
April	3,987	
May	3,996	
June	3,996	

QUALITY

	Quantity	Base Number	Contract	AT	Region	England
% of FP17s for the same patient ID Re-attending within 3 months - Children	8	122	6.6%	9.4%	11.3%	11.5%
% of FP17s for the same patient ID Re-attending within 3 months - Adults	84	483	17.4%	14.0%	14.7%	15.4%
% of FP17s for the same patient ID Re-attending between 3 & 9 months - Children	45	122	36.9%	57.4%	60.8%	59.7%
% of FP17s for the same patient ID Re-attending between 3 & 9 months - Adults	206	483	42.7%	51.1%	52.8%	51.7%
% of FP17s for Band 1 Urgent Courses	23	494	4.7%	8.8%	8.2%	9.2%
% of FP17s Relating to Free Repair or Replacements	5	494	1.0%	0.7%	0.7%	0.7%
% of FP17s Relating to Continuations	4	494	0.8%	0.7%	0.8%	0.8%
% of Patients satisfied with the dentistry they have received	0	0	N/A	94.3%	93.2%	93.5%
% of Patients satisfied with the time they had to wait for an appointment	0	0	N/A	88.6%	88.5%	87.4%

* This is based on patients treated on this contract for their most recent course of treatment. Figures in italics indicate the base number of FP17s or Patient Questionnaire responses are less than 100. N/A is shown where the base number of responses is less than 10 during the period. % is calculated as Quantity/Base number*100

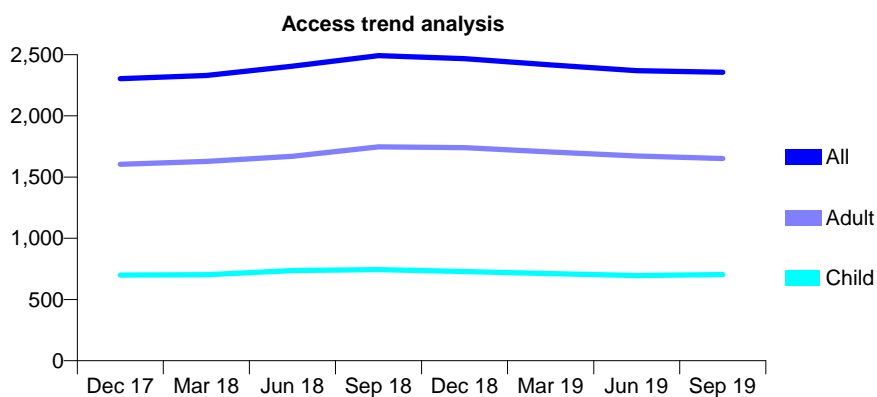
Q57 - Vital Signs At a Glance Contract Report for 188654/0001 - September 2019

Name or company name	Julie Sutton & James Nelson
Contract type name	GDS Contract
Purpose of contract	General
Contract start date	01/05/2014
Contract end date	

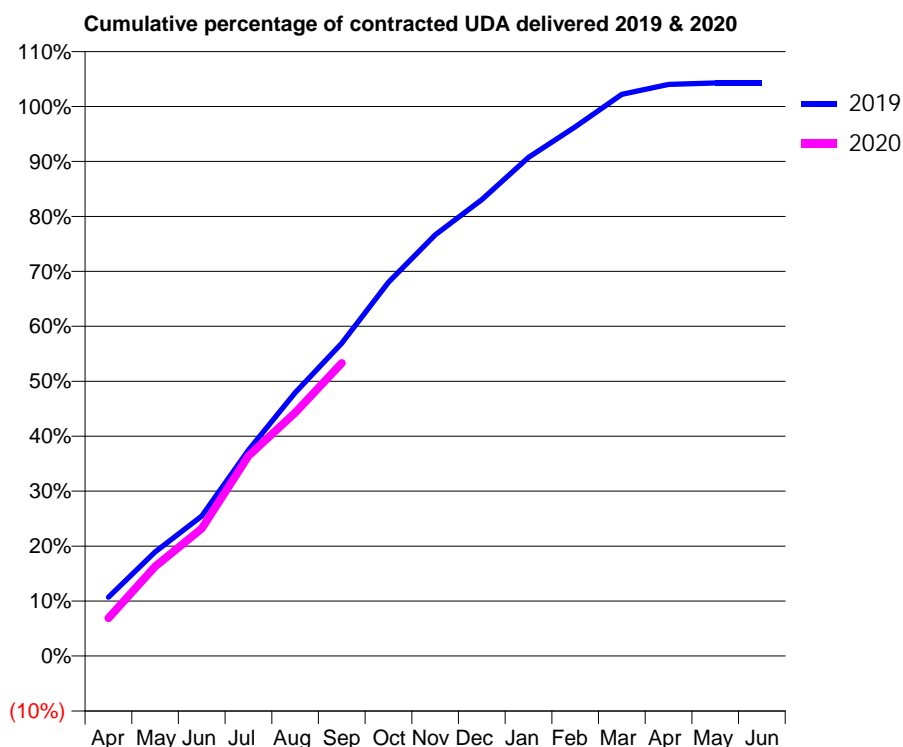
19/20 Contracted general activity (UDA)	6,031
Carry forward general activity (UDA)	-121
19/20 Contracted orthodontic activity (UOA)	0
Carry forward orthodontic activity (UOA)	0
Baseline contract value	£155,513.81

ACCESS*

Patients seen in 24 months	Total	Change since previous quarter
Quarter ending September 2018	2,492	
Quarter ending December 2018	2,468	→
Quarter ending March 2019	2,417	↓
Quarter ending June 2019	2,369	↓
Quarter ending September 2019	2,356	→
Variance since September 2018	(5.5%)	↓



ACTIVITY



Month	Adjusted Scheduled Activity (UDA)	
	2019	2020
April	646	416
May	1,143	982
June	1,537	1,399
July	2,259	2,196
August	2,890	2,670
September	3,432	3,215
October	4,102	
November	4,620	
December	5,007	
January	5,471	
February	5,809	
March	6,163	
April	6,273	
May	6,288	
June	6,288	

QUALITY

	Quantity	Base Number	Contract	AT	Region	England
% of FP17s for the same patient ID Re-attending within 3 months - Children	14	495	2.8%	9.4%	11.3%	11.5%
% of FP17s for the same patient ID Re-attending within 3 months - Adults	114	1,105	10.3%	14.0%	14.7%	15.4%
% of FP17s for the same patient ID Re-attending between 3 & 9 months - Children	269	495	54.3%	57.4%	60.8%	59.7%
% of FP17s for the same patient ID Re-attending between 3 & 9 months - Adults	547	1,105	49.5%	51.1%	52.8%	51.7%
% of FP17s for Band 1 Urgent Courses	94	1,549	6.1%	8.8%	8.2%	9.2%
% of FP17s Relating to Free Repair or Replacements	7	1,549	0.5%	0.7%	0.7%	0.7%
% of FP17s Relating to Continuations	6	1,549	0.4%	0.7%	0.8%	0.8%
% of Patients satisfied with the dentistry they have received	1	1	N/A	94.3%	93.2%	93.5%
% of Patients satisfied with the time they had to wait for an appointment	1	1	N/A	88.6%	88.5%	87.4%

* This is based on patients treated on this contract for their most recent course of treatment. Figures in italics indicate the base number of FP17s or Patient Questionnaire responses are less than 100. N/A is shown where the base number of responses is less than 10 during the period. % is calculated as Quantity/Base number*100

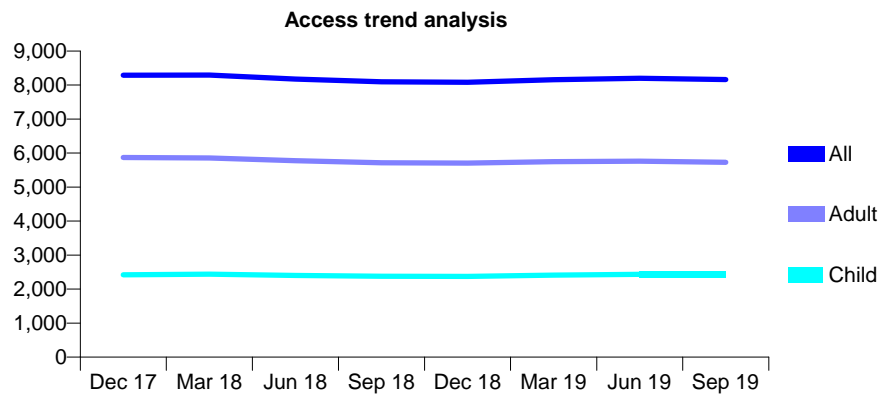
Q57 - Vital Signs At a Glance Contract Report for 191051/0001 - September 2019

Name or company name	Chelmer Village Associates Ltd
Contract type name	GDS Contract
Purpose of contract	General
Contract start date	01/04/2008
Contract end date	

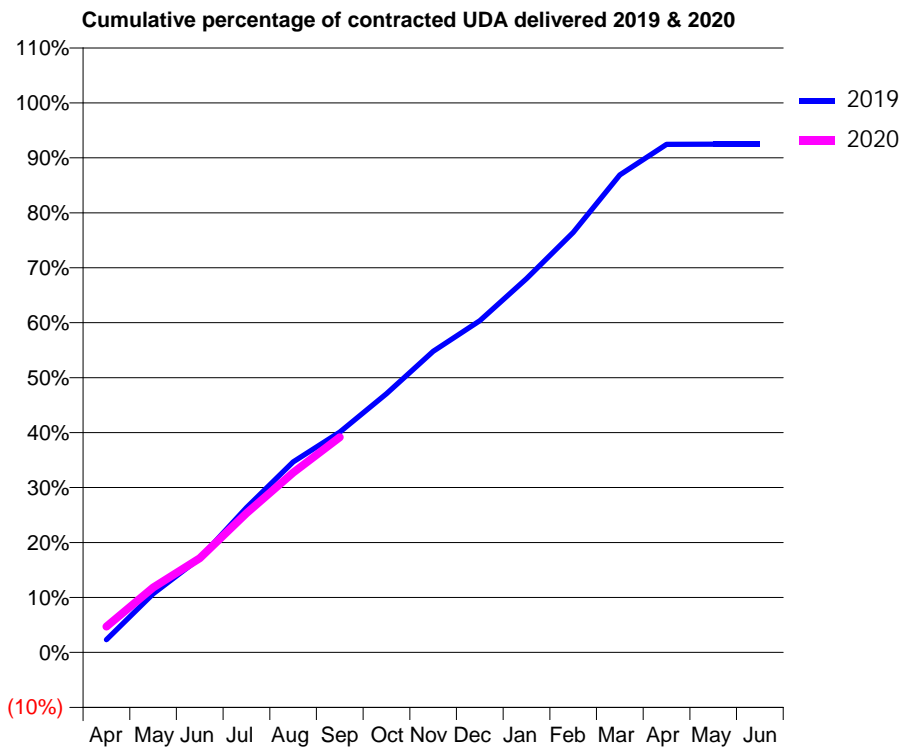
19/20 Contracted general activity (UDA)	20,550
Carry forward general activity (UDA)	0
19/20 Contracted orthodontic activity (UOA)	0
Carry forward orthodontic activity (UOA)	0
Baseline contract value	£554,041.82

ACCESS*

Patients seen in 24 months	Total	Change since previous quarter
Quarter ending September 2018	8,095	
Quarter ending December 2018	8,085	→
Quarter ending March 2019	8,160	→
Quarter ending June 2019	8,203	→
Quarter ending September 2019	8,163	→
Variance since September 2018	0.8%	→



ACTIVITY



Month	Adjusted Scheduled Activity (UDA)	
	2019	2020
April	475	968
May	2,190	2,427
June	3,525	3,522
July	5,414	5,201
August	7,124	6,725
September	8,234	8,048
October	9,670	
November	11,261	
December	12,403	
January	13,977	
February	15,705	
March	17,857	
April	18,998	
May	19,001	
June	19,002	

QUALITY

	Quantity	Base Number	Contract	AT	Region	England
% of FP17s for the same patient ID Re-attending within 3 months - Children	109	1,541	7.1%	9.4%	11.3%	11.5%
% of FP17s for the same patient ID Re-attending within 3 months - Adults	335	2,815	11.9%	14.0%	14.7%	15.4%
% of FP17s for the same patient ID Re-attending between 3 & 9 months - Children	708	1,541	45.9%	57.4%	60.8%	59.7%
% of FP17s for the same patient ID Re-attending between 3 & 9 months - Adults	922	2,815	32.8%	51.1%	52.8%	51.7%
% of FP17s for Band 1 Urgent Courses	365	3,930	9.3%	8.8%	8.2%	9.2%
% of FP17s Relating to Free Repair or Replacements	49	3,930	1.2%	0.7%	0.7%	0.7%
% of FP17s Relating to Continuations	24	3,930	0.6%	0.7%	0.8%	0.8%
% of Patients satisfied with the dentistry they have received	2	2	N/A	94.3%	93.2%	93.5%
% of Patients satisfied with the time they had to wait for an appointment	2	2	N/A	88.6%	88.5%	87.4%

* This is based on patients treated on this contract for their most recent course of treatment. Figures in italics indicate the base number of FP17s or Patient Questionnaire responses are less than 100. N/A is shown where the base number of responses is less than 10 during the period. % is calculated as Quantity/Base number*100

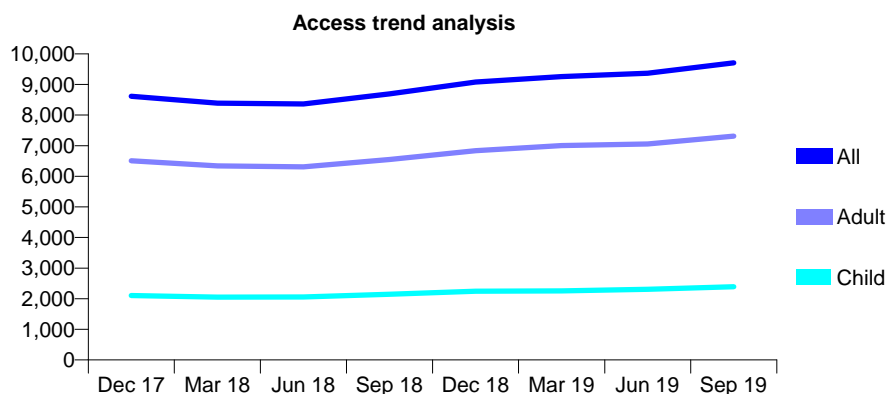
Q57 - Vital Signs At a Glance Contract Report for 195413/0001 - September 2019

Name or company name	Clacton Dental Care
Contract type name	GDS Contract
Purpose of contract	General
Contract start date	01/04/2010
Contract end date	

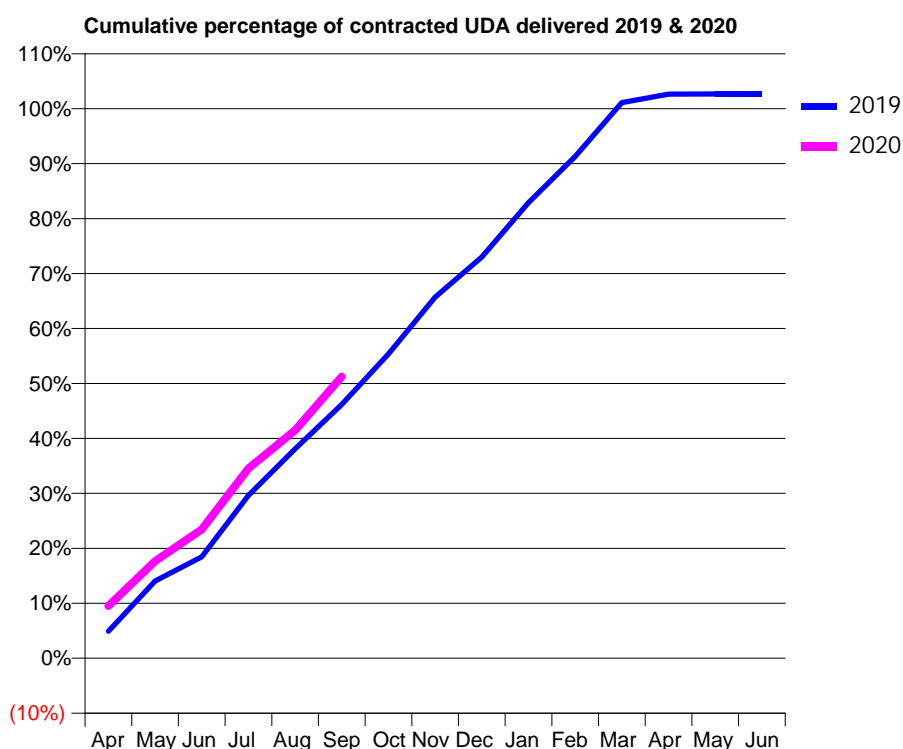
19/20 Contracted general activity (UDA)	25,126
Carry forward general activity (UDA)	-503
19/20 Contracted orthodontic activity (UOA)	0
Carry forward orthodontic activity (UOA)	0
Baseline contract value	£703,696.48

ACCESS*

Patients seen in 24 months	Total	Change since previous quarter
Quarter ending September 2018	8,693	
Quarter ending December 2018	9,079	↑
Quarter ending March 2019	9,258	→
Quarter ending June 2019	9,364	→
Quarter ending September 2019	9,707	↑
Variance since September 2018	11.7%	↑



ACTIVITY



Month	2019	2020
April	1,236	2,393
May	3,535	4,434
June	4,639	5,888
July	7,451	8,674
August	9,574	10,426
September	11,601	12,876
October	13,913	
November	16,516	
December	18,343	
January	20,831	
February	22,943	
March	25,396	
April	25,787	
May	25,794	
June	25,794	

QUALITY

	Quantity	Base Number	Contract	AT	Region	England
% of FP17s for the same patient ID Re-attending within 3 months - Children	108	1,684	6.4%	9.4%	11.3%	11.5%
% of FP17s for the same patient ID Re-attending within 3 months - Adults	640	4,831	13.2%	14.0%	14.7%	15.4%
% of FP17s for the same patient ID Re-attending between 3 & 9 months - Children	609	1,684	36.2%	57.4%	60.8%	59.7%
% of FP17s for the same patient ID Re-attending between 3 & 9 months - Adults	1,385	4,831	28.7%	51.1%	52.8%	51.7%
% of FP17s for Band 1 Urgent Courses	1,173	6,260	18.7%	8.8%	8.2%	9.2%
% of FP17s Relating to Free Repair or Replacements	12	6,260	0.2%	0.7%	0.7%	0.7%
% of FP17s Relating to Continuations	9	6,260	0.1%	0.7%	0.8%	0.8%
% of Patients satisfied with the dentistry they have received	2	2	N/A	94.3%	93.2%	93.5%
% of Patients satisfied with the time they had to wait for an appointment	2	2	N/A	88.6%	88.5%	87.4%

* This is based on patients treated on this contract for their most recent course of treatment.

Figures in italics indicate the base number of FP17s or Patient Questionnaire responses are less than 100. N/A is shown where the base number of responses is less than 10 during the period. % is calculated as Quantity/Base number*100

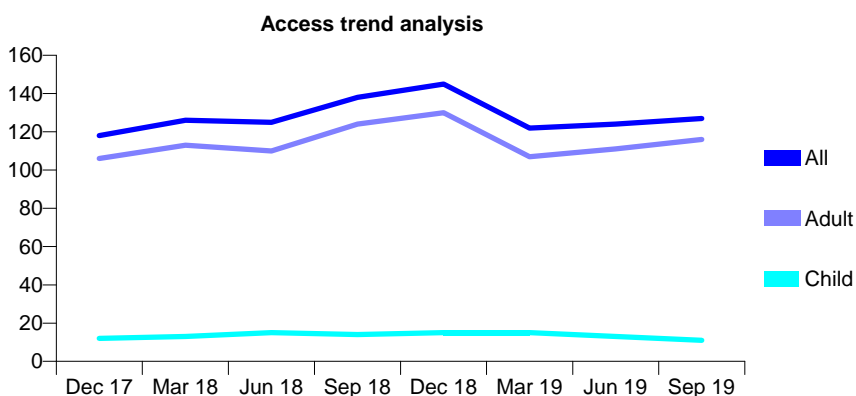
Q57 - Vital Signs At a Glance Contract Report for 195413/0004 - September 2019

Name or company name	Clacton Dental Care
Contract type name	GDS Contract
Purpose of contract	General
Contract start date	01/04/2015
Contract end date	

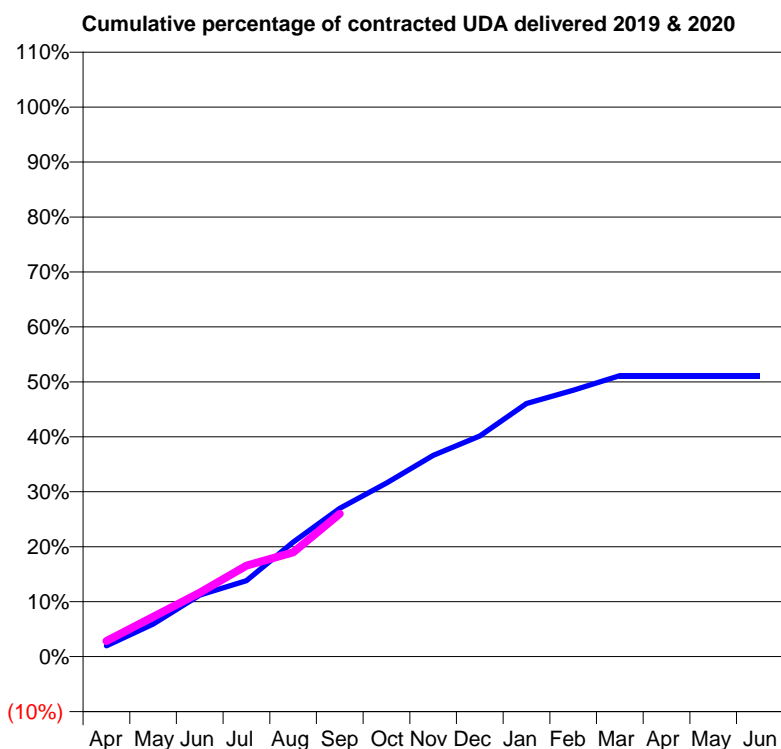
19/20 Contracted general activity (UDA)	547
Carry forward general activity (UDA)	0
19/20 Contracted orthodontic activity (UOA)	0
Carry forward orthodontic activity (UOA)	0
Baseline contract value	£15,326.02

ACCESS*

Patients seen in 24 months	Total	Change since previous quarter
Quarter ending September 2018	138	
Quarter ending December 2018	145	↑
Quarter ending March 2019	122	↓
Quarter ending June 2019	124	→
Quarter ending September 2019	127	↑
Variance since September 2018	(8.0%)	↓



ACTIVITY



Month	Adjusted Scheduled Activity (UDA)	
	2019	2020
April	11	16
May	32	40
June	61	64
July	76	91
August	114	104
September	148	142
October	173	
November	200	
December	220	
January	252	
February	265	
March	280	
April	280	
May	280	
June	280	

QUALITY

	Quantity	Base Number	Contract	AT	Region	England
% of FP17s for the same patient ID Re-attending within 3 months - Children	0	9	0.0%	9.4%	11.3%	11.5%
% of FP17s for the same patient ID Re-attending within 3 months - Adults	1	108	0.9%	14.0%	14.7%	15.4%
% of FP17s for the same patient ID Re-attending between 3 & 9 months - Children	0	9	0.0%	57.4%	60.8%	59.7%
% of FP17s for the same patient ID Re-attending between 3 & 9 months - Adults	0	108	0.0%	51.1%	52.8%	51.7%
% of FP17s for Band 1 Urgent Courses	116	117	99.1%	8.8%	8.2%	9.2%
% of FP17s Relating to Free Repair or Replacements	0	117	0.0%	0.7%	0.7%	0.7%
% of FP17s Relating to Continuations	0	117	0.0%	0.7%	0.8%	0.8%
% of Patients satisfied with the dentistry they have received	0	0	N/A	94.3%	93.2%	93.5%
% of Patients satisfied with the time they had to wait for an appointment	0	0	N/A	88.6%	88.5%	87.4%

* This is based on patients treated on this contract for their most recent course of treatment. Figures in italics indicate the base number of FP17s or Patient Questionnaire responses are less than 100. N/A is shown where the base number of responses is less than 10 during the period. % is calculated as Quantity/Base number*100

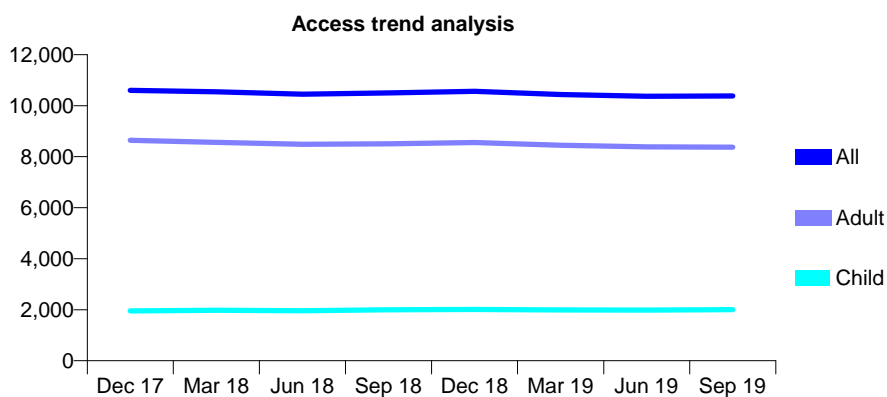
Q57 - Vital Signs At a Glance Contract Report for 195456/0001 - September 2019

Name or company name	M C Dentistry Ltd
Contract type name	GDS Contract
Purpose of contract	General
Contract start date	01/04/2011
Contract end date	

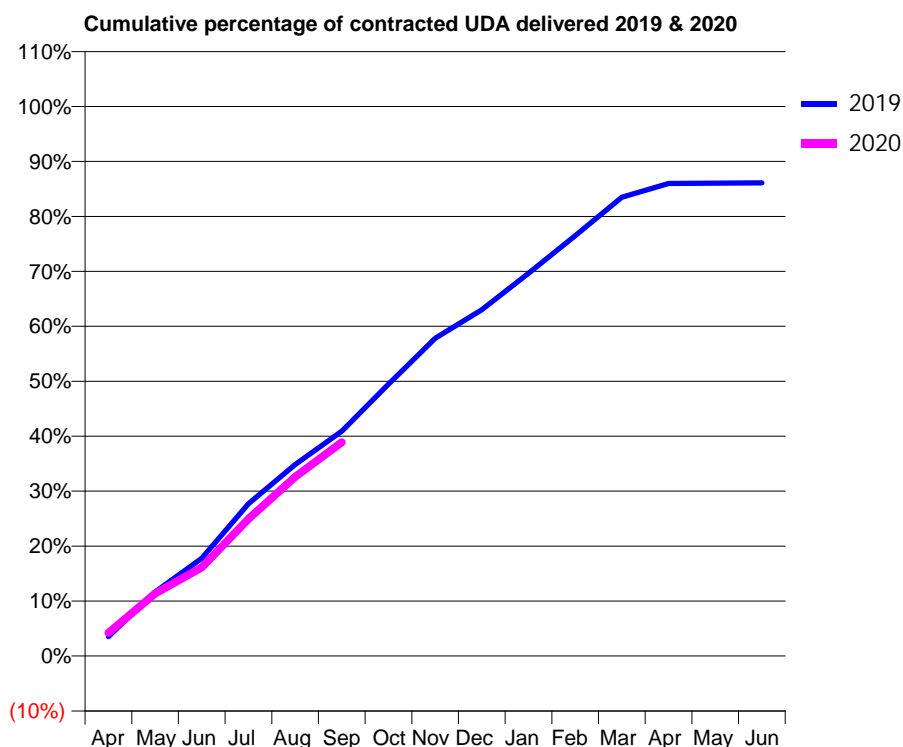
19/20 Contracted general activity (UDA)	29,500
Carry forward general activity (UDA)	0
19/20 Contracted orthodontic activity (UOA)	0
Carry forward orthodontic activity (UOA)	0
Baseline contract value	£770,953.08

ACCESS*

Patients seen in 24 months	Total	Change since previous quarter
Quarter ending September 2018	10,503	
Quarter ending December 2018	10,567	→
Quarter ending March 2019	10,439	↓
Quarter ending June 2019	10,372	→
Quarter ending September 2019	10,380	→
Variance since September 2018	(1.2%)	↓



ACTIVITY



Month	Adjusted Scheduled Activity (UDA)	
	2019	2020
April	1,122	1,241
May	3,677	3,355
June	5,598	4,757
July	8,730	7,364
August	10,979	9,621
September	12,885	11,470
October	15,584	
November	18,210	
December	19,850	
January	21,938	
February	24,097	
March	26,290	
April	27,084	
May	27,105	
June	27,123	

QUALITY

	Quantity	Base Number	Contract	AT	Region	England
% of FP17s for the same patient ID Re-attending within 3 months - Children	70	1,421	4.9%	9.4%	11.3%	11.5%
% of FP17s for the same patient ID Re-attending within 3 months - Adults	564	5,309	10.6%	14.0%	14.7%	15.4%
% of FP17s for the same patient ID Re-attending between 3 & 9 months - Children	834	1,421	58.7%	57.4%	60.8%	59.7%
% of FP17s for the same patient ID Re-attending between 3 & 9 months - Adults	2,989	5,309	56.3%	51.1%	52.8%	51.7%
% of FP17s for Band 1 Urgent Courses	408	6,317	6.5%	8.8%	8.2%	9.2%
% of FP17s Relating to Free Repair or Replacements	35	6,317	0.6%	0.7%	0.7%	0.7%
% of FP17s Relating to Continuations	104	6,317	1.6%	0.7%	0.8%	0.8%
% of Patients satisfied with the dentistry they have received	1	1	N/A	94.3%	93.2%	93.5%
% of Patients satisfied with the time they had to wait for an appointment	1	1	N/A	88.6%	88.5%	87.4%

* This is based on patients treated on this contract for their most recent course of treatment. Figures in italics indicate the base number of FP17s or Patient Questionnaire responses are less than 100. N/A is shown where the base number of responses is less than 10 during the period. % is calculated as Quantity/Base number*100

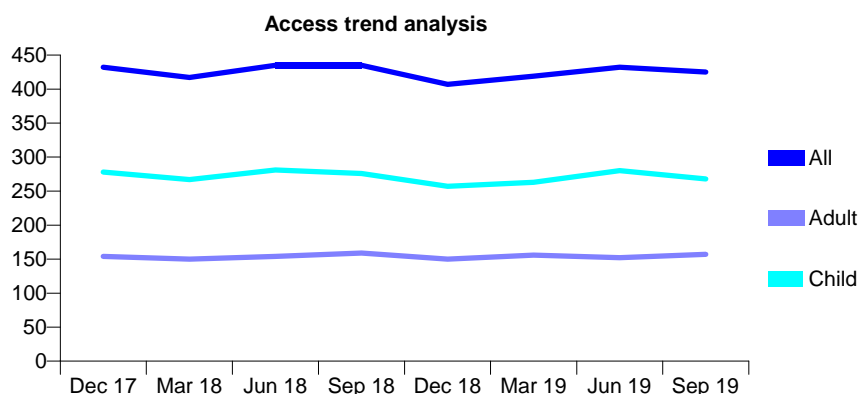
Q57 - Vital Signs At a Glance Contract Report for 195731/0001 - September 2019

Name or company name	David Dundas (Dental Surgeon) Ltd
Contract type name	GDS Contract
Purpose of contract	General
Contract start date	01/11/2010
Contract end date	

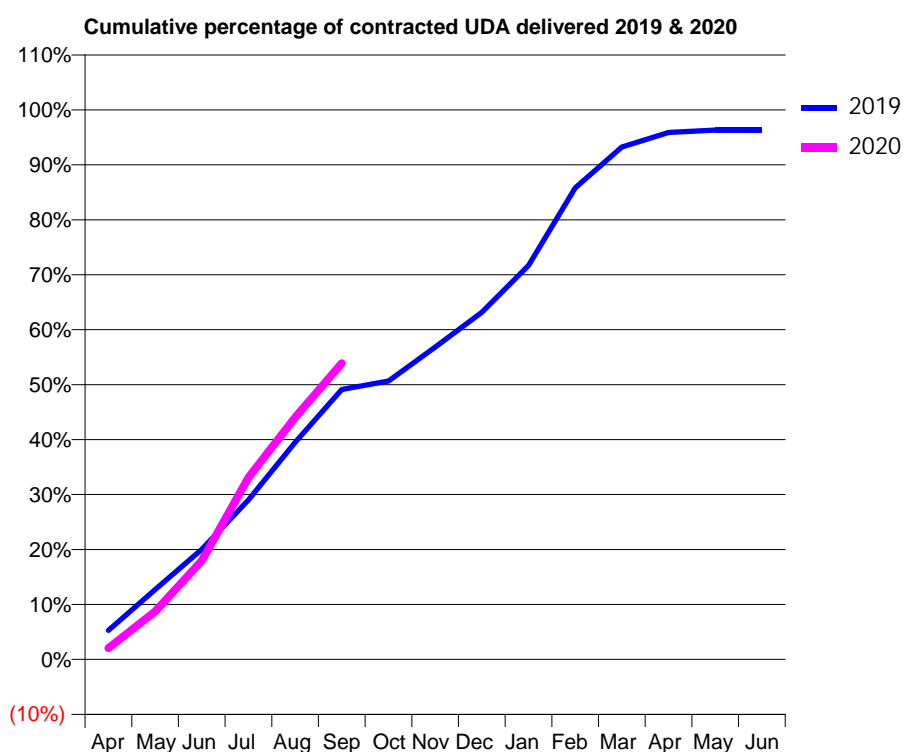
19/20 Contracted general activity (UDA)	950
Carry forward general activity (UDA)	35
19/20 Contracted orthodontic activity (UOA)	0
Carry forward orthodontic activity (UOA)	0
Baseline contract value	£21,986.12

ACCESS*

Patients seen in 24 months	Total	Change since previous quarter
Quarter ending September 2018	435	
Quarter ending December 2018	407	↓
Quarter ending March 2019	419	↑
Quarter ending June 2019	432	↑
Quarter ending September 2019	425	↓
Variance since September 2018	(2.3%)	↓



ACTIVITY



Month	2019	2020
April	50	19
May	121	83
June	190	171
July	276	314
August	375	419
September	467	512
October	481	
November	540	
December	600	
January	681	
February	815	
March	886	
April	911	
May	915	
June	915	

QUALITY

	Quantity	Base Number	Contract	AT	Region	England
% of FP17s for the same patient ID Re-attending within 3 months - Children	11	240	4.6%	9.4%	11.3%	11.5%
% of FP17s for the same patient ID Re-attending within 3 months - Adults	14	98	14.3%	14.0%	14.7%	15.4%
% of FP17s for the same patient ID Re-attending between 3 & 9 months - Children	109	240	45.4%	57.4%	60.8%	59.7%
% of FP17s for the same patient ID Re-attending between 3 & 9 months - Adults	42	98	42.9%	51.1%	52.8%	51.7%
% of FP17s for Band 1 Urgent Courses	31	316	9.8%	8.8%	8.2%	9.2%
% of FP17s Relating to Free Repair or Replacements	0	316	0.0%	0.7%	0.7%	0.7%
% of FP17s Relating to Continuations	2	316	0.6%	0.7%	0.8%	0.8%
% of Patients satisfied with the dentistry they have received	0	0	N/A	94.3%	93.2%	93.5%
% of Patients satisfied with the time they had to wait for an appointment	0	0	N/A	88.6%	88.5%	87.4%

* This is based on patients treated on this contract for their most recent course of treatment. Figures in italics indicate the base number of FP17s or Patient Questionnaire responses are less than 100. N/A is shown where the base number of responses is less than 10 during the period. % is calculated as Quantity/Base number*100

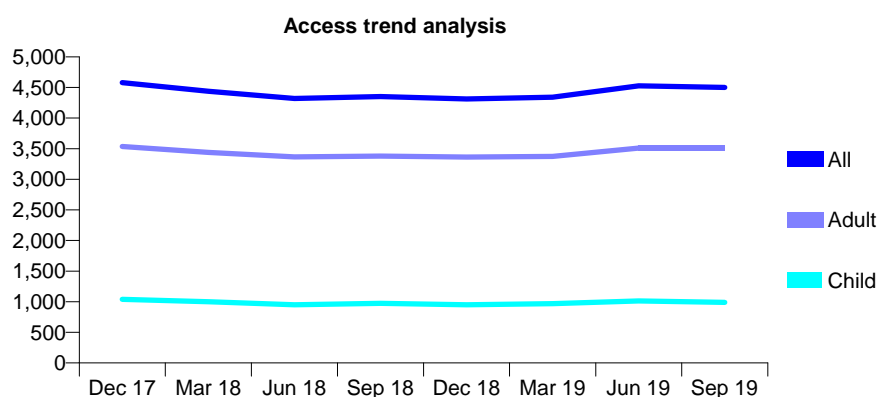
Q57 - Vital Signs At a Glance Contract Report for 198331/0001 - September 2019

Name or company name	Clear Springs Dental Practice
Contract type name	GDS Contract
Purpose of contract	General
Contract start date	16/10/2015
Contract end date	

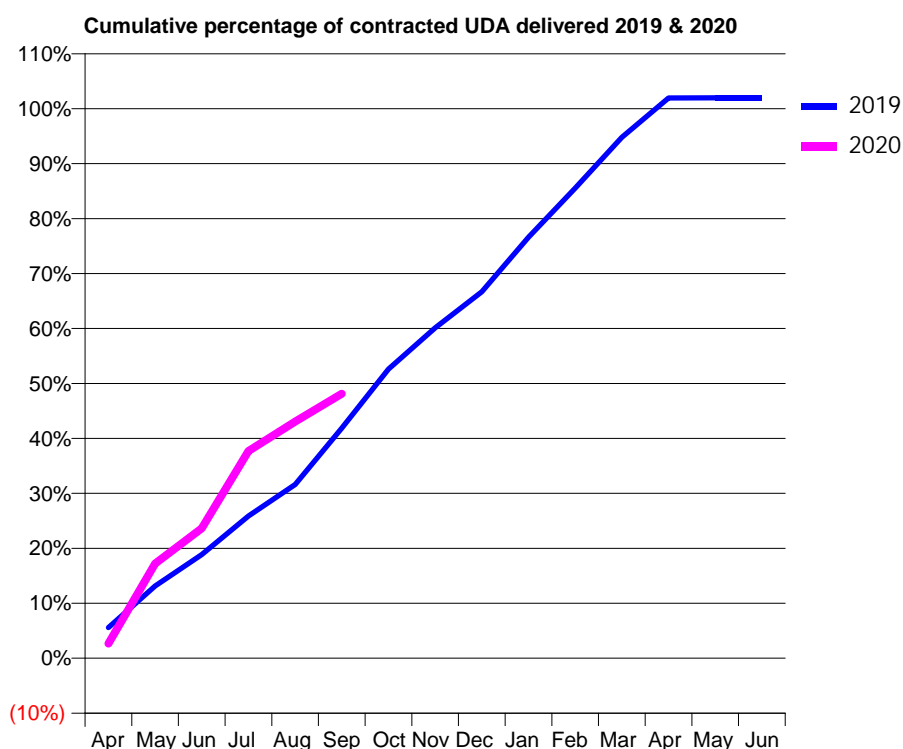
19/20 Contracted general activity (UDA)	12,445
Carry forward general activity (UDA)	-247
19/20 Contracted orthodontic activity (UOA)	0
Carry forward orthodontic activity (UOA)	0
Baseline contract value	£305,335.08

ACCESS*

Patients seen in 24 months	Total	Change since previous quarter
Quarter ending September 2018	4,352	
Quarter ending December 2018	4,312	→
Quarter ending March 2019	4,342	→
Quarter ending June 2019	4,526	↑
Quarter ending September 2019	4,500	→
Variance since September 2018	3.4%	↑



ACTIVITY



Month	2019	2020
April	693	334
May	1,635	2,142
June	2,347	2,939
July	3,221	4,693
August	3,934	5,358
September	5,211	5,989
October	6,545	
November	7,482	
December	8,298	
January	9,532	
February	10,646	
March	11,794	
April	12,686	
May	12,691	
June	12,692	

QUALITY

	Quantity	Base Number	Contract	AT	Region	England
% of FP17s for the same patient ID Re-attending within 3 months - Children	37	646	5.7%	9.4%	11.3%	11.5%
% of FP17s for the same patient ID Re-attending within 3 months - Adults	268	2,172	12.3%	14.0%	14.7%	15.4%
% of FP17s for the same patient ID Re-attending between 3 & 9 months - Children	272	646	42.1%	57.4%	60.8%	59.7%
% of FP17s for the same patient ID Re-attending between 3 & 9 months - Adults	840	2,172	38.7%	51.1%	52.8%	51.7%
% of FP17s for Band 1 Urgent Courses	211	2,526	8.4%	8.8%	8.2%	9.2%
% of FP17s Relating to Free Repair or Replacements	12	2,526	0.5%	0.7%	0.7%	0.7%
% of FP17s Relating to Continuations	25	2,526	1.0%	0.7%	0.8%	0.8%
% of Patients satisfied with the dentistry they have received	3	3	N/A	94.3%	93.2%	93.5%
% of Patients satisfied with the time they had to wait for an appointment	2	3	N/A	88.6%	88.5%	87.4%

* This is based on patients treated on this contract for their most recent course of treatment.

Figures in italics indicate the base number of FP17s or Patient Questionnaire responses are less than 100. N/A is shown where the base number of responses is less than 10 during the period. % is calculated as Quantity/Base number*100

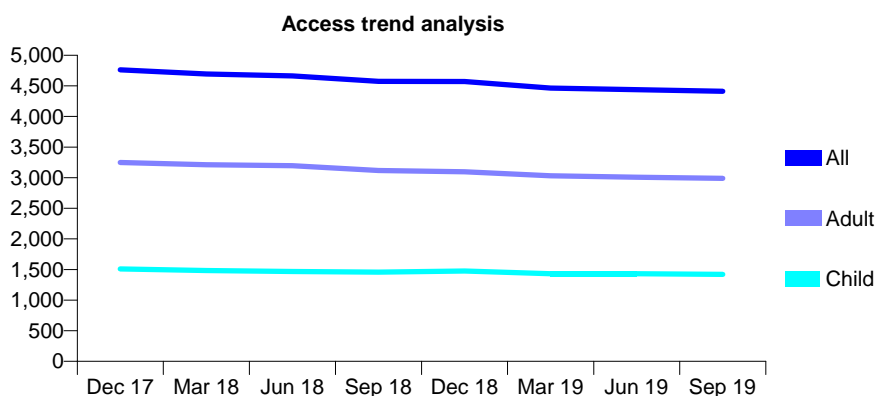
Q57 - Vital Signs At a Glance Contract Report for 198803/0001 - September 2019

Name or company name	Cobbins Brook Dental Practice
Contract type name	GDS Contract
Purpose of contract	General
Contract start date	01/09/2010
Contract end date	

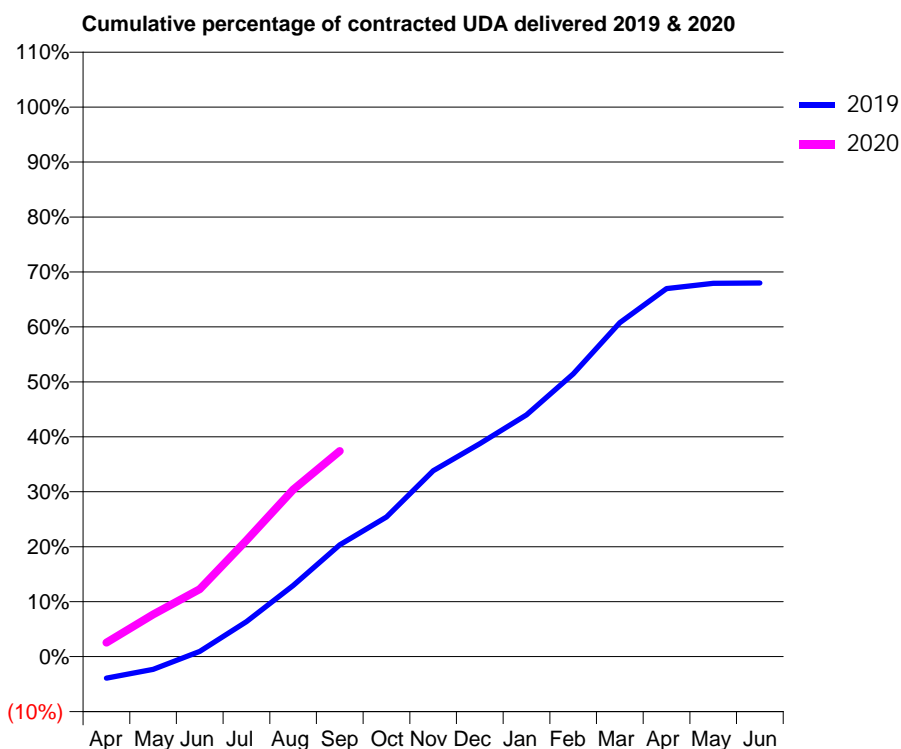
19/20 Contracted general activity (UDA)	13,689
Carry forward general activity (UDA)	0
19/20 Contracted orthodontic activity (UOA)	0
Carry forward orthodontic activity (UOA)	0
Baseline contract value	£374,674.15

ACCESS*

Patients seen in 24 months	Total	Change since previous quarter
Quarter ending September 2018	4,575	
Quarter ending December 2018	4,572	→
Quarter ending March 2019	4,463	↓
Quarter ending June 2019	4,439	→
Quarter ending September 2019	4,413	→
Variance since September 2018	(3.5%)	↓



ACTIVITY



Month	Adjusted Scheduled Activity (UDA)	
	2019	2020
April	-539	351
May	-319	1,053
June	131	1,683
July	873	2,896
August	1,774	4,162
September	2,784	5,120
October	3,479	
November	4,633	
December	5,303	
January	6,023	
February	7,045	
March	8,315	
April	9,167	
May	9,300	
June	9,305	

QUALITY

	Quantity	Base Number	Contract	AT	Region	England
% of FP17s for the same patient ID Re-attending within 3 months - Children	61	871	7.0%	9.4%	11.3%	11.5%
% of FP17s for the same patient ID Re-attending within 3 months - Adults	207	1,543	13.4%	14.0%	14.7%	15.4%
% of FP17s for the same patient ID Re-attending between 3 & 9 months - Children	442	871	50.7%	57.4%	60.8%	59.7%
% of FP17s for the same patient ID Re-attending between 3 & 9 months - Adults	554	1,543	35.9%	51.1%	52.8%	51.7%
% of FP17s for Band 1 Urgent Courses	214	1,926	11.1%	8.8%	8.2%	9.2%
% of FP17s Relating to Free Repair or Replacements	12	1,926	0.6%	0.7%	0.7%	0.7%
% of FP17s Relating to Continuations	10	1,926	0.5%	0.7%	0.8%	0.8%
% of Patients satisfied with the dentistry they have received	1	1	N/A	94.3%	93.2%	93.5%
% of Patients satisfied with the time they had to wait for an appointment	1	1	N/A	88.6%	88.5%	87.4%

* This is based on patients treated on this contract for their most recent course of treatment. Figures in italics indicate the base number of FP17s or Patient Questionnaire responses are less than 100. N/A is shown where the base number of responses is less than 10 during the period. % is calculated as Quantity/Base number*100

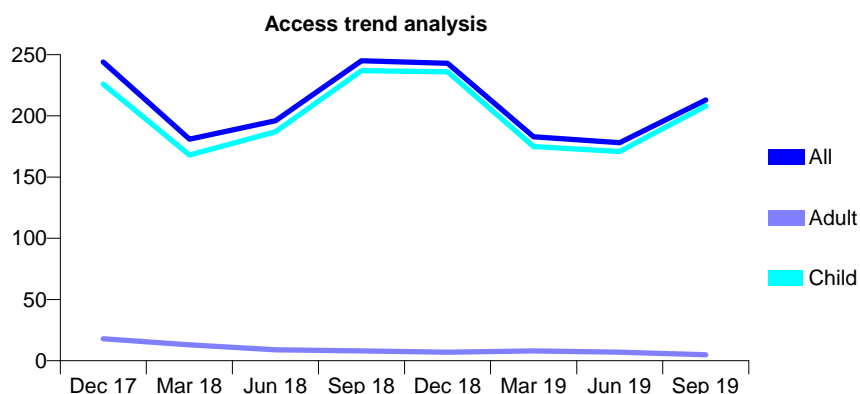
Q57 - Vital Signs At a Glance Contract Report for 199036/0001 - September 2019

Name or company name	North Hill Surgery Ltd
Contract type name	GDS Contract
Purpose of contract	General
Contract start date	01/05/2010
Contract end date	

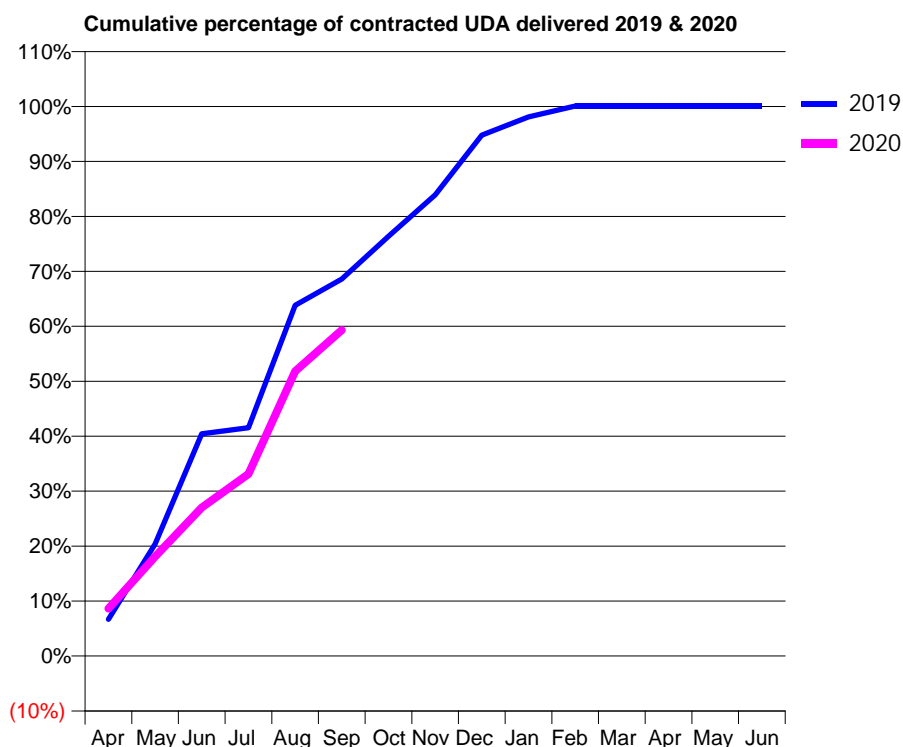
19/20 Contracted general activity (UDA)	359
Carry forward general activity (UDA)	0
19/20 Contracted orthodontic activity (UOA)	0
Carry forward orthodontic activity (UOA)	0
Baseline contract value	£12,374.81

ACCESS*

Patients seen in 24 months	Total	Change since previous quarter
Quarter ending September 2018	245	
Quarter ending December 2018	243	→
Quarter ending March 2019	183	↓
Quarter ending June 2019	178	↓
Quarter ending September 2019	213	↑
Variance since September 2018	(13.1%)	↓



ACTIVITY



Month	Adjusted Scheduled Activity (UDA)	
	2019	2020
April	24	31
May	73	65
June	145	97
July	149	119
August	229	186
September	246	213
October	274	
November	301	
December	340	
January	352	
February	359	
March	359	
April	359	
May	359	
June	359	

QUALITY

	Quantity	Base Number	Contract	AT	Region	England
% of FP17s for the same patient ID Re-attending within 3 months - Children	1	149	0.7%	9.4%	11.3%	11.5%
% of FP17s for the same patient ID Re-attending within 3 months - Adults	0	1	0.0%	14.0%	14.7%	15.4%
% of FP17s for the same patient ID Re-attending between 3 & 9 months - Children	38	149	25.5%	57.4%	60.8%	59.7%
% of FP17s for the same patient ID Re-attending between 3 & 9 months - Adults	1	1	100.0%	51.1%	52.8%	51.7%
% of FP17s for Band 1 Urgent Courses	0	150	0.0%	8.8%	8.2%	9.2%
% of FP17s Relating to Free Repair or Replacements	0	150	0.0%	0.7%	0.7%	0.7%
% of FP17s Relating to Continuations	0	150	0.0%	0.7%	0.8%	0.8%
% of Patients satisfied with the dentistry they have received	1	1	N/A	94.3%	93.2%	93.5%
% of Patients satisfied with the time they had to wait for an appointment	1	1	N/A	88.6%	88.5%	87.4%

* This is based on patients treated on this contract for their most recent course of treatment. Figures in italics indicate the base number of FP17s or Patient Questionnaire responses are less than 100. N/A is shown where the base number of responses is less than 10 during the period. % is calculated as Quantity/Base number*100

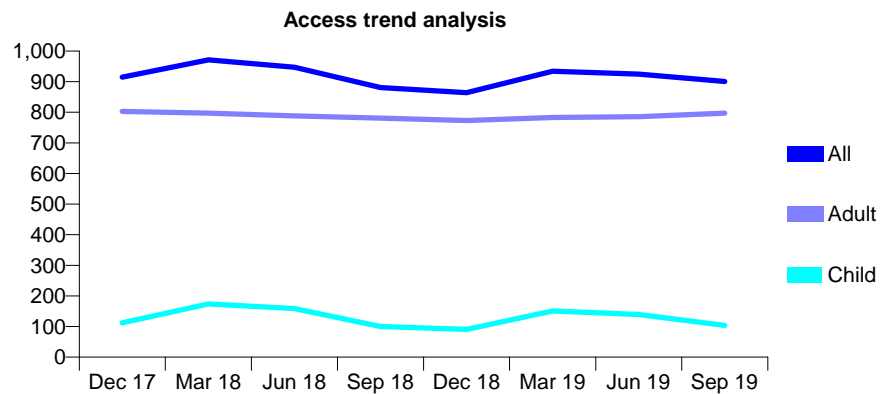
Q57 - Vital Signs At a Glance Contract Report for 199036/0002 - September 2019

Name or company name	North Hill Surgery Ltd
Contract type name	GDS Contract
Purpose of contract	General
Contract start date	01/05/2010
Contract end date	

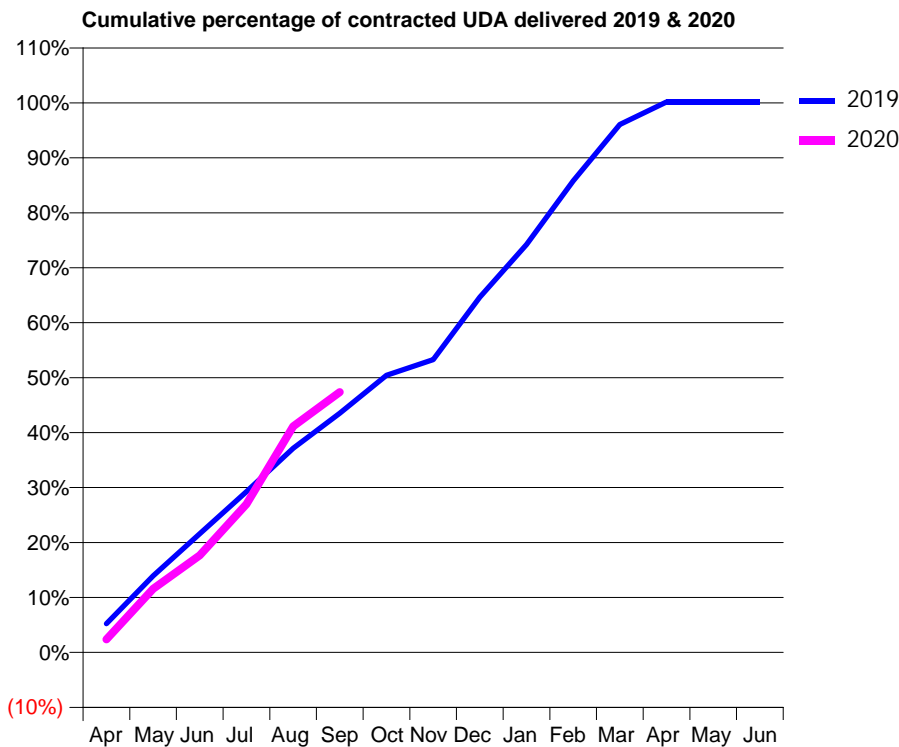
19/20 Contracted general activity (UDA)	2,500
Carry forward general activity (UDA)	-4
19/20 Contracted orthodontic activity (UOA)	0
Carry forward orthodontic activity (UOA)	0
Baseline contract value	£59,801.87

ACCESS*

Patients seen in 24 months	Total	Change since previous quarter
Quarter ending September 2018	881	
Quarter ending December 2018	864	↓
Quarter ending March 2019	934	↑
Quarter ending June 2019	925	→
Quarter ending September 2019	901	↓
Variance since September 2018	2.3%	↑



ACTIVITY



Month	2019	2020
April	131	59
May	349	290
June	540	442
July	732	675
August	929	1,029
September	1,088	1,185
October	1,260	
November	1,332	
December	1,616	
January	1,856	
February	2,146	
March	2,402	
April	2,504	
May	2,504	
June	2,504	

QUALITY

	Quantity	Base Number	Contract	AT	Region	England
% of FP17s for the same patient ID Re-attending within 3 months - Children	0	29	0.0%	9.4%	11.3%	11.5%
% of FP17s for the same patient ID Re-attending within 3 months - Adults	38	384	9.9%	14.0%	14.7%	15.4%
% of FP17s for the same patient ID Re-attending between 3 & 9 months - Children	6	29	20.7%	57.4%	60.8%	59.7%
% of FP17s for the same patient ID Re-attending between 3 & 9 months - Adults	122	384	31.8%	51.1%	52.8%	51.7%
% of FP17s for Band 1 Urgent Courses	19	382	5.0%	8.8%	8.2%	9.2%
% of FP17s Relating to Free Repair or Replacements	4	382	1.0%	0.7%	0.7%	0.7%
% of FP17s Relating to Continuations	5	382	1.3%	0.7%	0.8%	0.8%
% of Patients satisfied with the dentistry they have received	1	1	N/A	94.3%	93.2%	93.5%
% of Patients satisfied with the time they had to wait for an appointment	1	1	N/A	88.6%	88.5%	87.4%

* This is based on patients treated on this contract for their most recent course of treatment. Figures in italics indicate the base number of FP17s or Patient Questionnaire responses are less than 100. N/A is shown where the base number of responses is less than 10 during the period. % is calculated as Quantity/Base number*100

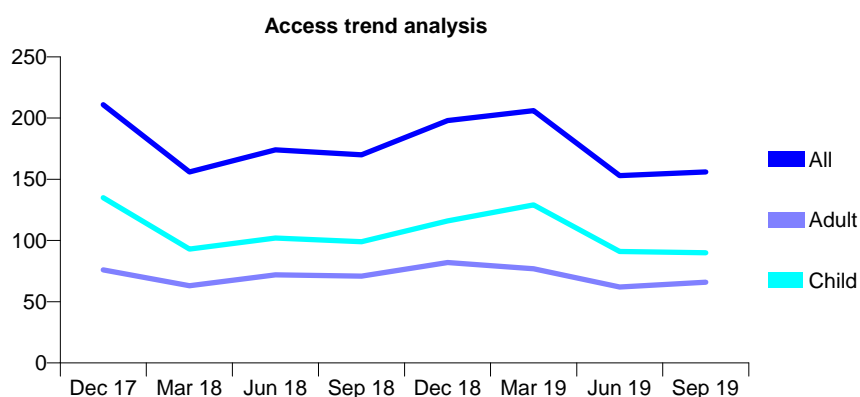
Q57 - Vital Signs At a Glance Contract Report for 199036/0003 - September 2019

Name or company name	North Hill Surgery Ltd
Contract type name	GDS Contract
Purpose of contract	General
Contract start date	01/05/2010
Contract end date	

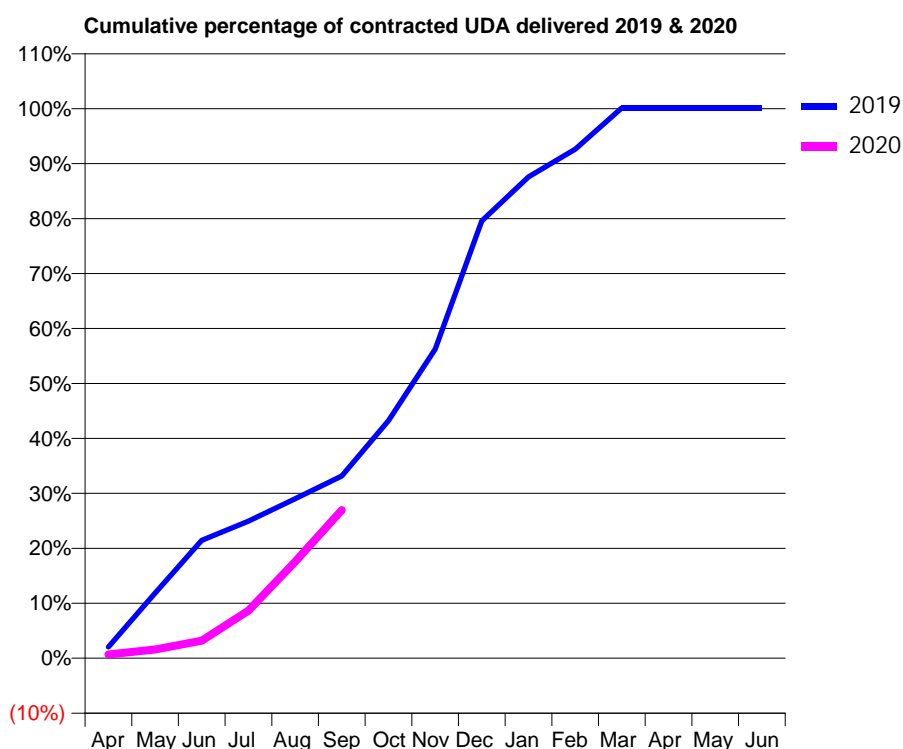
19/20 Contracted general activity (UDA)	438
Carry forward general activity (UDA)	-1
19/20 Contracted orthodontic activity (UOA)	0
Carry forward orthodontic activity (UOA)	0
Baseline contract value	£20,769.59

ACCESS*

Patients seen in 24 months	Total	Change since previous quarter
Quarter ending September 2018	170	
Quarter ending December 2018	198	↑
Quarter ending March 2019	206	↑
Quarter ending June 2019	153	↓
Quarter ending September 2019	156	→
Variance since September 2018	(8.2%)	↓



ACTIVITY



Month	Adjusted Scheduled Activity (UDA)	
	2019	2020
April	9	3
May	52	7
June	94	14
July	109	38
August	127	77
September	145	118
October	189	
November	246	
December	349	
January	384	
February	406	
March	439	
April	439	
May	439	
June	439	

QUALITY

	Quantity	Base Number	Contract	AT	Region	England
% of FP17s for the same patient ID Re-attending within 3 months - Children	0	41	0.0%	9.4%	11.3%	11.5%
% of FP17s for the same patient ID Re-attending within 3 months - Adults	0	11	0.0%	14.0%	14.7%	15.4%
% of FP17s for the same patient ID Re-attending between 3 & 9 months - Children	18	41	43.9%	57.4%	60.8%	59.7%
% of FP17s for the same patient ID Re-attending between 3 & 9 months - Adults	2	11	18.2%	51.1%	52.8%	51.7%
% of FP17s for Band 1 Urgent Courses	0	52	0.0%	8.8%	8.2%	9.2%
% of FP17s Relating to Free Repair or Replacements	0	52	0.0%	0.7%	0.7%	0.7%
% of FP17s Relating to Continuations	0	52	0.0%	0.7%	0.8%	0.8%
% of Patients satisfied with the dentistry they have received	0	0	N/A	94.3%	93.2%	93.5%
% of Patients satisfied with the time they had to wait for an appointment	0	0	N/A	88.6%	88.5%	87.4%

* This is based on patients treated on this contract for their most recent course of treatment.

Figures in italics indicate the base number of FP17s or Patient Questionnaire responses are less than 100. N/A is shown where the base number of responses is less than 10 during the period. % is calculated as Quantity/Base number*100

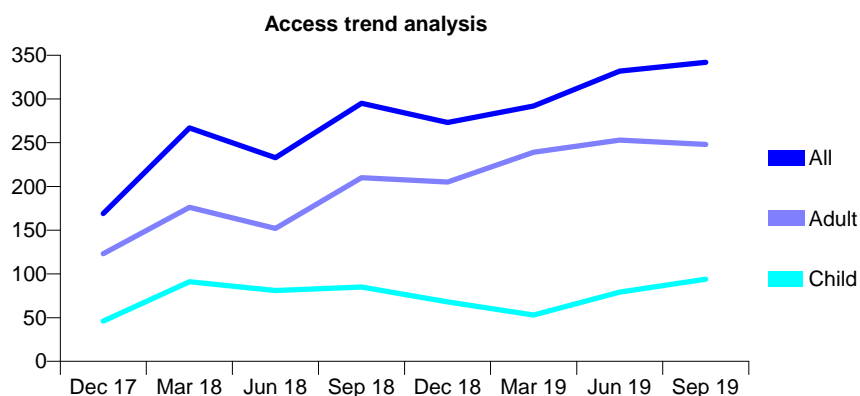
Q57 - Vital Signs At a Glance Contract Report for 199036/0004 - September 2019

Name or company name	North Hill Surgery Ltd
Contract type name	GDS Contract
Purpose of contract	General
Contract start date	01/05/2010
Contract end date	

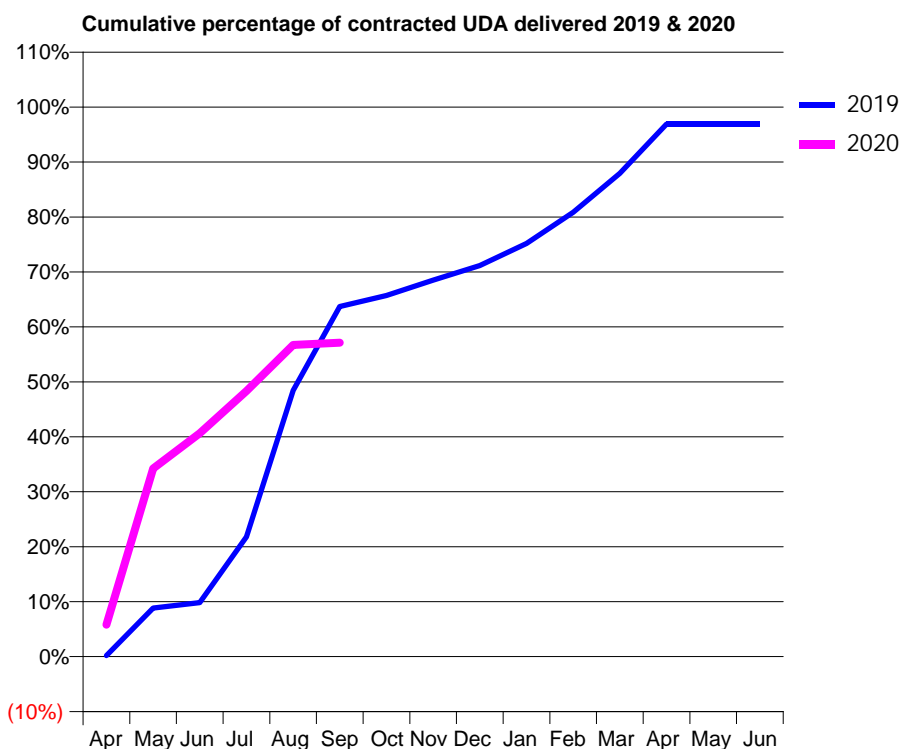
19/20 Contracted general activity (UDA)	500
Carry forward general activity (UDA)	15
19/20 Contracted orthodontic activity (UOA)	0
Carry forward orthodontic activity (UOA)	0
Baseline contract value	£11,900.46

ACCESS*

Patients seen in 24 months	Total	Change since previous quarter
Quarter ending September 2018	295	
Quarter ending December 2018	273	↓
Quarter ending March 2019	292	↑
Quarter ending June 2019	332	↑
Quarter ending September 2019	342	↑
Variance since September 2018	15.9%	↑



ACTIVITY



Month	Adjusted Scheduled Activity (UDA)	
	2019	2020
April	1	29
May	44	171
June	49	203
July	109	242
August	242	284
September	319	286
October	329	
November	343	
December	356	
January	376	
February	404	
March	440	
April	485	
May	485	
June	485	

QUALITY

	Quantity	Base Number	Contract	AT	Region	England
% of FP17s for the same patient ID Re-attending within 3 months - Children	5	81	6.2%	9.4%	11.3%	11.5%
% of FP17s for the same patient ID Re-attending within 3 months - Adults	8	71	11.3%	14.0%	14.7%	15.4%
% of FP17s for the same patient ID Re-attending between 3 & 9 months - Children	4	81	4.9%	57.4%	60.8%	59.7%
% of FP17s for the same patient ID Re-attending between 3 & 9 months - Adults	11	71	15.5%	51.1%	52.8%	51.7%
% of FP17s for Band 1 Urgent Courses	3	134	2.2%	8.8%	8.2%	9.2%
% of FP17s Relating to Free Repair or Replacements	0	134	0.0%	0.7%	0.7%	0.7%
% of FP17s Relating to Continuations	5	134	3.7%	0.7%	0.8%	0.8%
% of Patients satisfied with the dentistry they have received	0	0	N/A	94.3%	93.2%	93.5%
% of Patients satisfied with the time they had to wait for an appointment	0	0	N/A	88.6%	88.5%	87.4%

* This is based on patients treated on this contract for their most recent course of treatment. Figures in italics indicate the base number of FP17s or Patient Questionnaire responses are less than 100. N/A is shown where the base number of responses is less than 10 during the period. % is calculated as Quantity/Base number*100

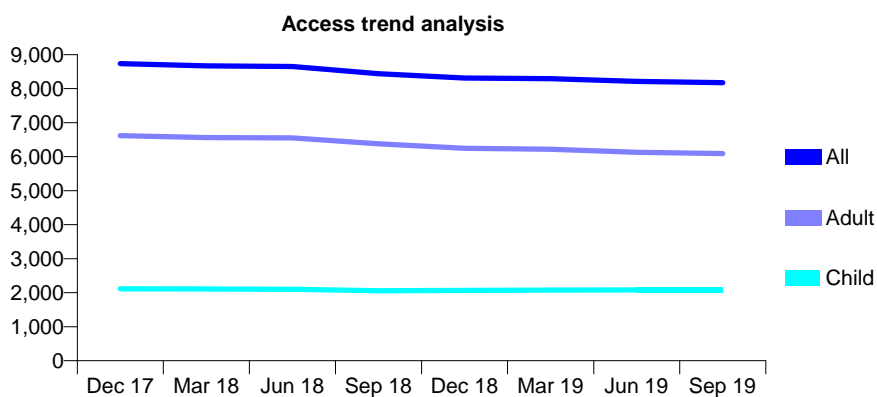
Q57 - Vital Signs At a Glance Contract Report for 199559/0002 - September 2019

Name or company name	Parmar Dental
Contract type name	GDS Contract
Purpose of contract	General
Contract start date	23/08/2011
Contract end date	

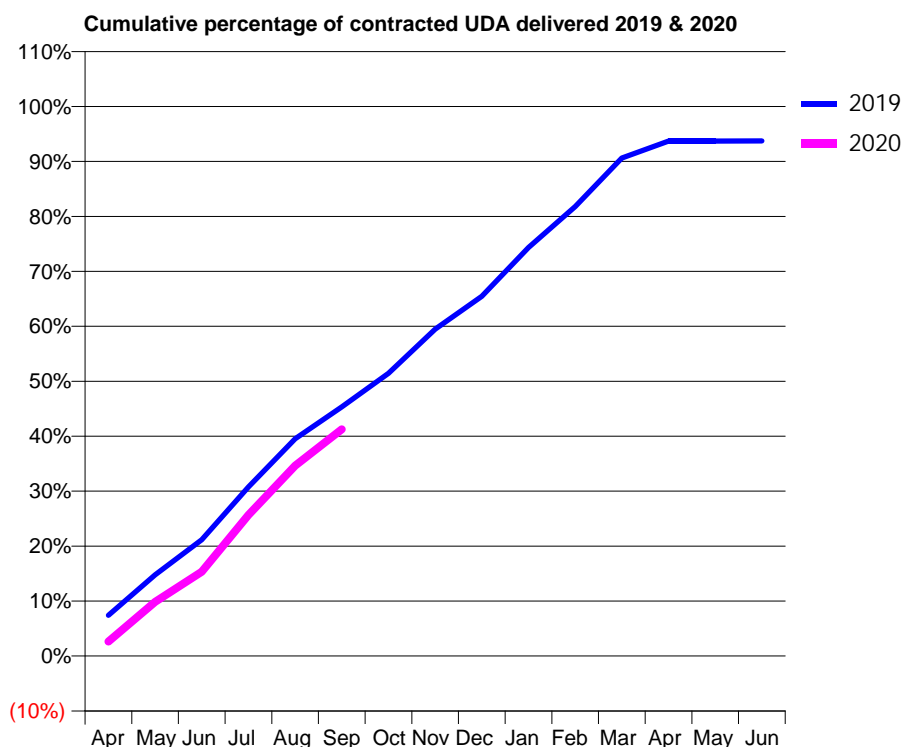
19/20 Contracted general activity (UDA)	24,128
Carry forward general activity (UDA)	0
19/20 Contracted orthodontic activity (UOA)	0
Carry forward orthodontic activity (UOA)	0
Baseline contract value	£630,623.98

ACCESS*

Patients seen in 24 months	Total	Change since previous quarter
Quarter ending September 2018	8,441	
Quarter ending December 2018	8,312	↓
Quarter ending March 2019	8,297	→
Quarter ending June 2019	8,213	↓
Quarter ending September 2019	8,176	→
Variance since September 2018	(3.1%)	↓



ACTIVITY



Month	Adjusted Scheduled Activity (UDA)	
	2019	2020
April	1,788	636
May	3,570	2,383
June	5,108	3,703
July	7,428	6,193
August	9,538	8,356
September	10,936	9,958
October	12,415	
November	14,352	
December	15,793	
January	17,937	
February	19,736	
March	21,863	
April	22,610	
May	22,612	
June	22,616	

QUALITY

	Quantity	Base Number	Contract	AT	Region	England
% of FP17s for the same patient ID Re-attending within 3 months - Children	155	1,671	9.3%	9.4%	11.3%	11.5%
% of FP17s for the same patient ID Re-attending within 3 months - Adults	602	4,571	13.2%	14.0%	14.7%	15.4%
% of FP17s for the same patient ID Re-attending between 3 & 9 months - Children	1,018	1,671	60.9%	57.4%	60.8%	59.7%
% of FP17s for the same patient ID Re-attending between 3 & 9 months - Adults	2,789	4,571	61.0%	51.1%	52.8%	51.7%
% of FP17s for Band 1 Urgent Courses	543	5,840	9.3%	8.8%	8.2%	9.2%
% of FP17s Relating to Free Repair or Replacements	26	5,840	0.4%	0.7%	0.7%	0.7%
% of FP17s Relating to Continuations	10	5,840	0.2%	0.7%	0.8%	0.8%
% of Patients satisfied with the dentistry they have received	2	2	N/A	94.3%	93.2%	93.5%
% of Patients satisfied with the time they had to wait for an appointment	2	2	N/A	88.6%	88.5%	87.4%

* This is based on patients treated on this contract for their most recent course of treatment. Figures in italics indicate the base number of FP17s or Patient Questionnaire responses are less than 100. N/A is shown where the base number of responses is less than 10 during the period. % is calculated as Quantity/Base number*100

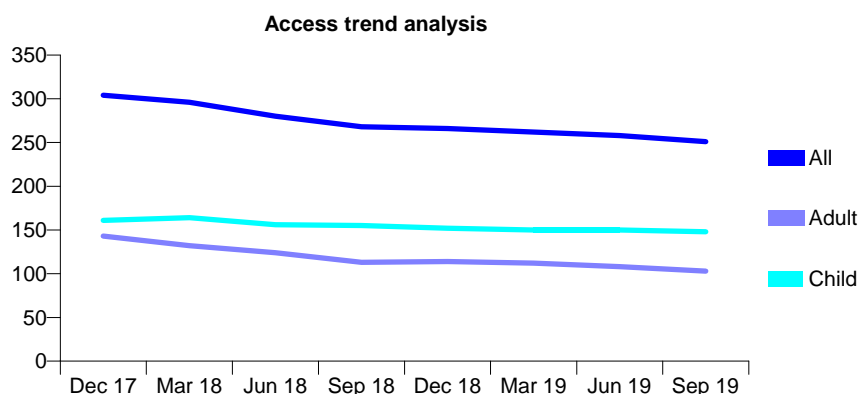
Q57 - Vital Signs At a Glance Contract Report for 205230/0002 - September 2019

Name or company name	Oakmor Dental Centre
Contract type name	GDS Contract
Purpose of contract	General
Contract start date	05/05/2011
Contract end date	

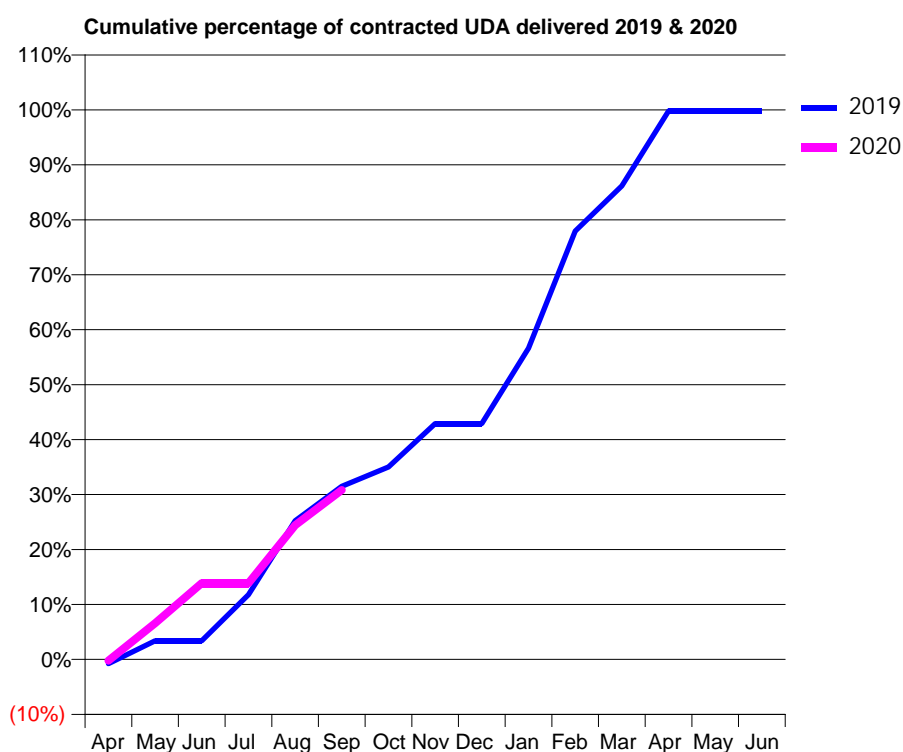
19/20 Contracted general activity (UDA)	888
Carry forward general activity (UDA)	2
19/20 Contracted orthodontic activity (UOA)	0
Carry forward orthodontic activity (UOA)	0
Baseline contract value	£20,317.38

ACCESS*

Patients seen in 24 months	Total	Change since previous quarter
Quarter ending September 2018	268	
Quarter ending December 2018	266	→
Quarter ending March 2019	262	↓
Quarter ending June 2019	258	↓
Quarter ending September 2019	251	↓
Variance since September 2018	(6.3%)	↓



ACTIVITY



Month	Adjusted Scheduled Activity (UDA)	
	2019	2020
April	-7	-2
May	30	58
June	30	123
July	105	123
August	224	217
September	280	274
October	311	
November	381	
December	381	
January	503	
February	692	
March	765	
April	886	
May	886	
June	886	

QUALITY

	Quantity	Base Number	Contract	AT	Region	England
% of FP17s for the same patient ID Re-attending within 3 months - Children	9	143	6.3%	9.4%	11.3%	11.5%
% of FP17s for the same patient ID Re-attending within 3 months - Adults	11	70	15.7%	14.0%	14.7%	15.4%
% of FP17s for the same patient ID Re-attending between 3 & 9 months - Children	114	143	79.7%	57.4%	60.8%	59.7%
% of FP17s for the same patient ID Re-attending between 3 & 9 months - Adults	44	70	62.9%	51.1%	52.8%	51.7%
% of FP17s for Band 1 Urgent Courses	4	184	2.2%	8.8%	8.2%	9.2%
% of FP17s Relating to Free Repair or Replacements	0	184	0.0%	0.7%	0.7%	0.7%
% of FP17s Relating to Continuations	1	184	0.5%	0.7%	0.8%	0.8%
% of Patients satisfied with the dentistry they have received	0	0	N/A	94.3%	93.2%	93.5%
% of Patients satisfied with the time they had to wait for an appointment	0	0	N/A	88.6%	88.5%	87.4%

* This is based on patients treated on this contract for their most recent course of treatment. Figures in italics indicate the base number of FP17s or Patient Questionnaire responses are less than 100. N/A is shown where the base number of responses is less than 10 during the period. % is calculated as Quantity/Base number*100

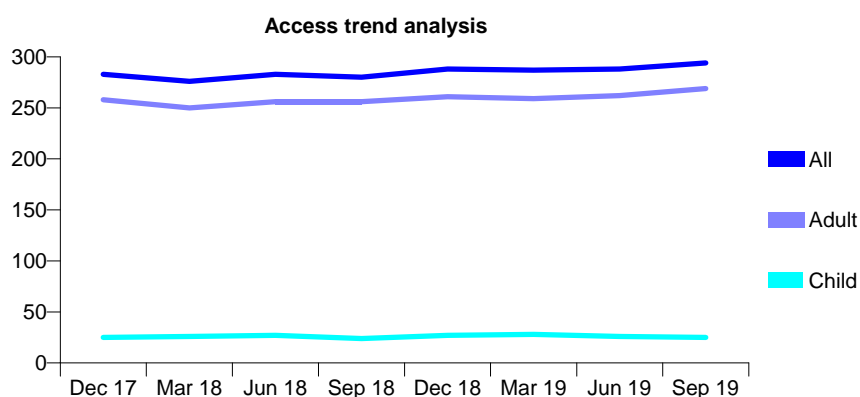
Q57 - Vital Signs At a Glance Contract Report for 207837/0002 - September 2019

Name or company name	MR RK DESAI
Contract type name	GDS Contract
Purpose of contract	General
Contract start date	01/04/2006
Contract end date	

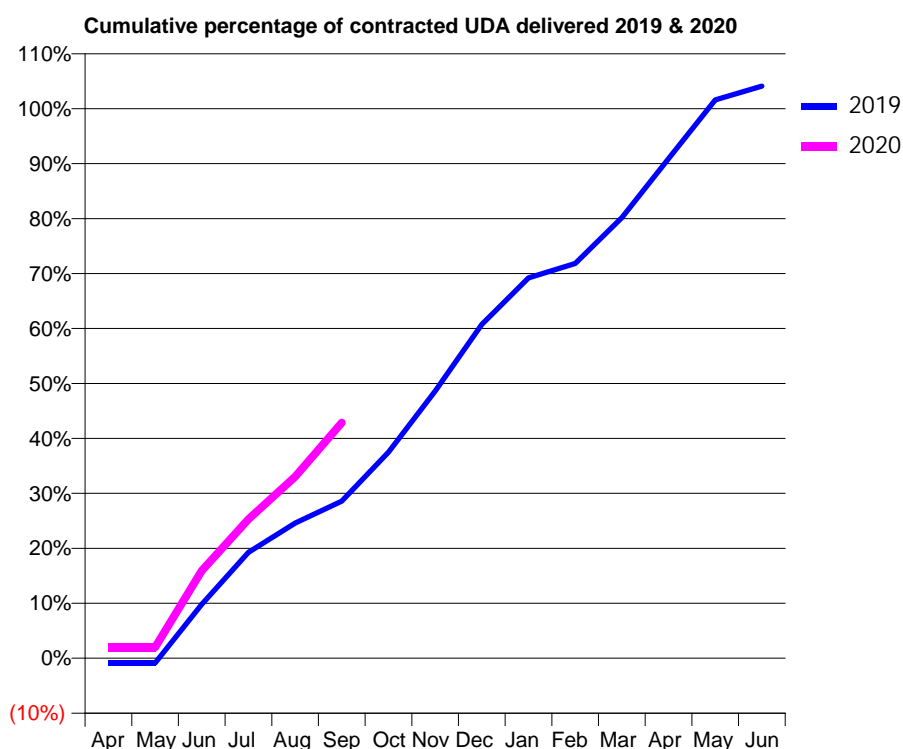
19/20 Contracted general activity (UDA)	800
Carry forward general activity (UDA)	-16
19/20 Contracted orthodontic activity (UOA)	0
Carry forward orthodontic activity (UOA)	0
Baseline contract value	£25,353.34

ACCESS*

Patients seen in 24 months	Total	Change since previous quarter
Quarter ending September 2018	280	
Quarter ending December 2018	288	↑
Quarter ending March 2019	287	→
Quarter ending June 2019	288	→
Quarter ending September 2019	294	↑
Variance since September 2018	5.0%	↑



ACTIVITY



Month	2019	2020
April	-7	16
May	-7	16
June	78	127
July	154	202
August	197	264
September	229	343
October	300	
November	389	
December	486	
January	554	
February	575	
March	641	
April	727	
May	813	
June	833	

QUALITY

	Quantity	Base Number	Contract	AT	Region	England
% of FP17s for the same patient ID Re-attending within 3 months - Children	3	22	13.6%	9.4%	11.3%	11.5%
% of FP17s for the same patient ID Re-attending within 3 months - Adults	16	169	9.5%	14.0%	14.7%	15.4%
% of FP17s for the same patient ID Re-attending between 3 & 9 months - Children	7	22	31.8%	57.4%	60.8%	59.7%
% of FP17s for the same patient ID Re-attending between 3 & 9 months - Adults	61	169	36.1%	51.1%	52.8%	51.7%
% of FP17s for Band 1 Urgent Courses	24	109	22.0%	8.8%	8.2%	9.2%
% of FP17s Relating to Free Repair or Replacements	6	109	5.5%	0.7%	0.7%	0.7%
% of FP17s Relating to Continuations	3	109	2.8%	0.7%	0.8%	0.8%
% of Patients satisfied with the dentistry they have received	0	0	N/A	94.3%	93.2%	93.5%
% of Patients satisfied with the time they had to wait for an appointment	0	0	N/A	88.6%	88.5%	87.4%

* This is based on patients treated on this contract for their most recent course of treatment.

Figures in italics indicate the base number of FP17s or Patient Questionnaire responses are less than 100. N/A is shown where the base number of responses is less than 10 during the period. % is calculated as Quantity/Base number*100

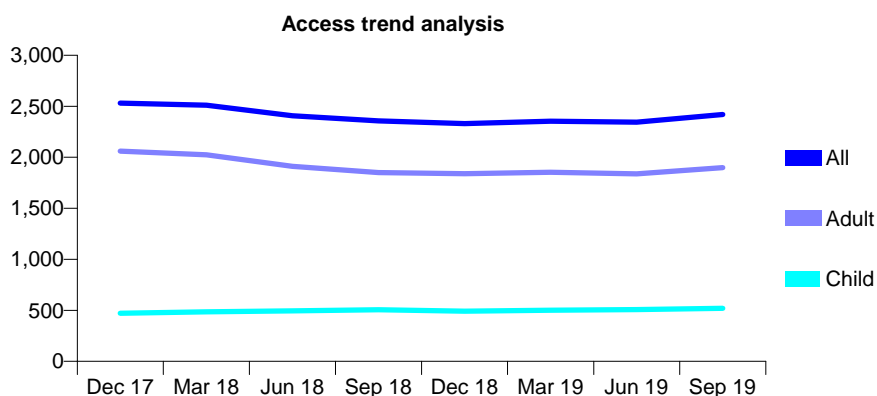
Q57 - Vital Signs At a Glance Contract Report for 209708/0001 - September 2019

Name or company name	Dedham Dental Surgery
Contract type name	GDS Contract
Purpose of contract	General
Contract start date	01/04/2006
Contract end date	

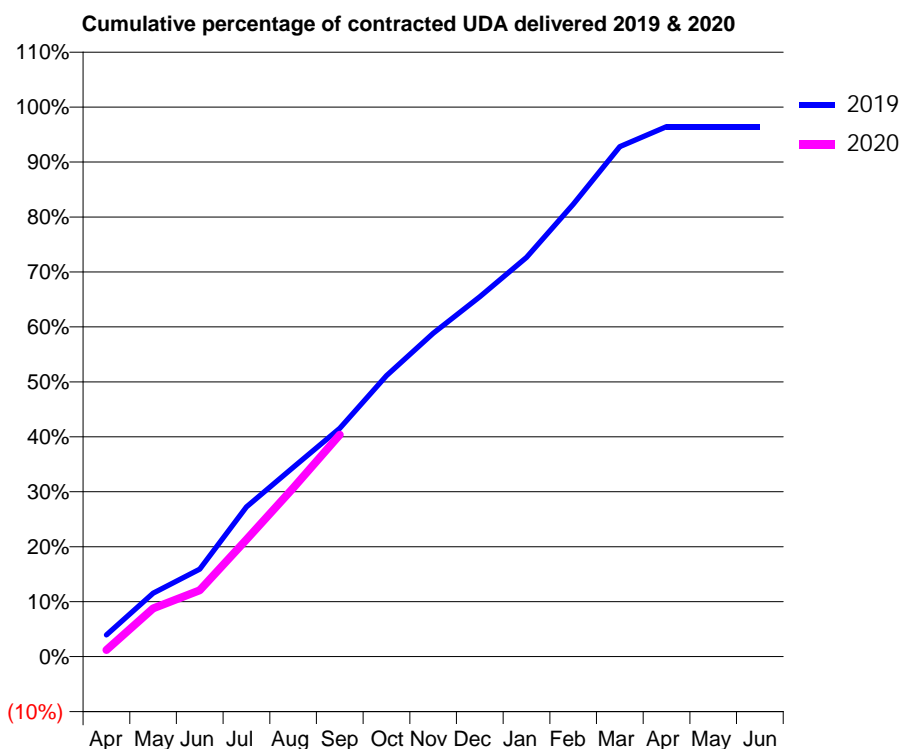
19/20 Contracted general activity (UDA)	6,426
Carry forward general activity (UDA)	229
19/20 Contracted orthodontic activity (UOA)	0
Carry forward orthodontic activity (UOA)	0
Baseline contract value	£195,516.79

ACCESS*

Patients seen in 24 months	Total	Change since previous quarter
Quarter ending September 2018	2,356	
Quarter ending December 2018	2,330	↓
Quarter ending March 2019	2,354	→
Quarter ending June 2019	2,345	→
Quarter ending September 2019	2,419	↑
Variance since September 2018	2.7%	↑



ACTIVITY



Month	Adjusted Scheduled Activity (UDA)	
	2019	2020
April	254	79
May	742	564
June	1,023	776
July	1,750	1,368
August	2,214	1,972
September	2,668	2,596
October	3,285	
November	3,781	
December	4,208	
January	4,669	
February	5,291	
March	5,963	
April	6,197	
May	6,197	
June	6,197	

QUALITY

	Quantity	Base Number	Contract	AT	Region	England
% of FP17s for the same patient ID Re-attending within 3 months - Children	15	372	4.0%	9.4%	11.3%	11.5%
% of FP17s for the same patient ID Re-attending within 3 months - Adults	169	1,461	11.6%	14.0%	14.7%	15.4%
% of FP17s for the same patient ID Re-attending between 3 & 9 months - Children	231	372	62.1%	57.4%	60.8%	59.7%
% of FP17s for the same patient ID Re-attending between 3 & 9 months - Adults	898	1,461	61.5%	51.1%	52.8%	51.7%
% of FP17s for Band 1 Urgent Courses	81	1,719	4.7%	8.8%	8.2%	9.2%
% of FP17s Relating to Free Repair or Replacements	29	1,719	1.7%	0.7%	0.7%	0.7%
% of FP17s Relating to Continuations	0	1,719	0.0%	0.7%	0.8%	0.8%
% of Patients satisfied with the dentistry they have received	1	2	N/A	94.3%	93.2%	93.5%
% of Patients satisfied with the time they had to wait for an appointment	1	2	N/A	88.6%	88.5%	87.4%

* This is based on patients treated on this contract for their most recent course of treatment. Figures in italics indicate the base number of FP17s or Patient Questionnaire responses are less than 100. N/A is shown where the base number of responses is less than 10 during the period. % is calculated as Quantity/Base number*100

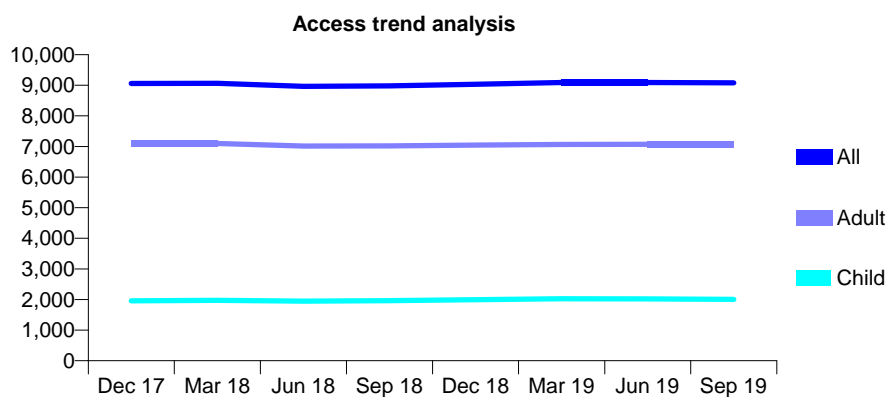
Q57 - Vital Signs At a Glance Contract Report for 219045/0001 - September 2019

Name or company name	MR PJ POWER
Contract type name	GDS Contract
Purpose of contract	General
Contract start date	01/04/2006
Contract end date	

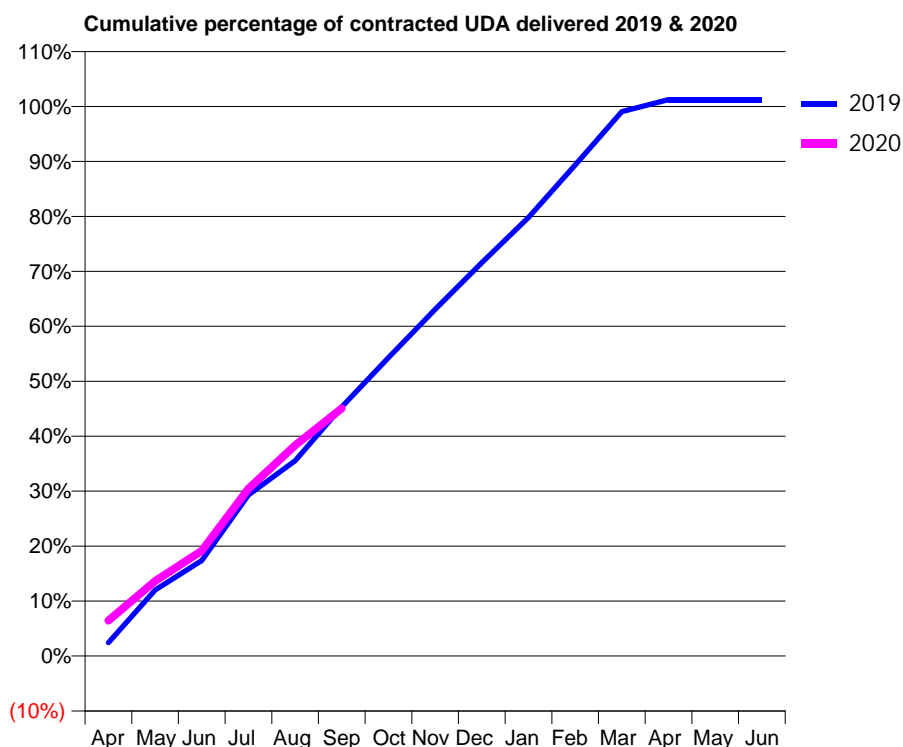
19/20 Contracted general activity (UDA)	26,541
Carry forward general activity (UDA)	-335
19/20 Contracted orthodontic activity (UOA)	0
Carry forward orthodontic activity (UOA)	0
Baseline contract value	£762,132.63

ACCESS*

Patients seen in 24 months	Total	Change since previous quarter
Quarter ending September 2018	8,979	
Quarter ending December 2018	9,035	→
Quarter ending March 2019	9,091	→
Quarter ending June 2019	9,090	→
Quarter ending September 2019	9,080	→
Variance since September 2018	1.1%	→



ACTIVITY



Month	Adjusted Scheduled Activity (UDA)	
	2019	2020
April	645	1,708
May	3,191	3,622
June	4,618	5,087
July	7,775	8,078
August	9,433	10,178
September	12,031	11,961
October	14,409	
November	16,739	
December	19,000	
January	21,183	
February	23,718	
March	26,293	
April	26,875	
May	26,876	
June	26,876	

QUALITY

	Quantity	Base Number	Contract	AT	Region	England
% of FP17s for the same patient ID Re-attending within 3 months - Children	135	1,536	8.8%	9.4%	11.3%	11.5%
% of FP17s for the same patient ID Re-attending within 3 months - Adults	795	4,930	16.1%	14.0%	14.7%	15.4%
% of FP17s for the same patient ID Re-attending between 3 & 9 months - Children	972	1,536	63.3%	57.4%	60.8%	59.7%
% of FP17s for the same patient ID Re-attending between 3 & 9 months - Adults	2,697	4,930	54.7%	51.1%	52.8%	51.7%
% of FP17s for Band 1 Urgent Courses	849	6,156	13.8%	8.8%	8.2%	9.2%
% of FP17s Relating to Free Repair or Replacements	36	6,156	0.6%	0.7%	0.7%	0.7%
% of FP17s Relating to Continuations	24	6,156	0.4%	0.7%	0.8%	0.8%
% of Patients satisfied with the dentistry they have received	8	8	N/A	94.3%	93.2%	93.5%
% of Patients satisfied with the time they had to wait for an appointment	8	8	N/A	88.6%	88.5%	87.4%

* This is based on patients treated on this contract for their most recent course of treatment. Figures in italics indicate the base number of FP17s or Patient Questionnaire responses are less than 100. N/A is shown where the base number of responses is less than 10 during the period. % is calculated as Quantity/Base number*100

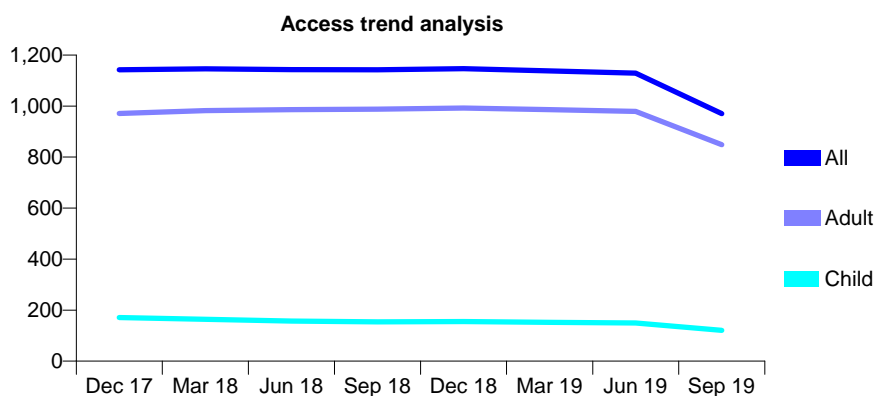
Q57 - Vital Signs At a Glance Contract Report for 220051/0001 - September 2019

Name or company name	N D Rankin & Associates Dental Surgery P
Contract type name	GDS Contract
Purpose of contract	General
Contract start date	01/04/2006
Contract end date	

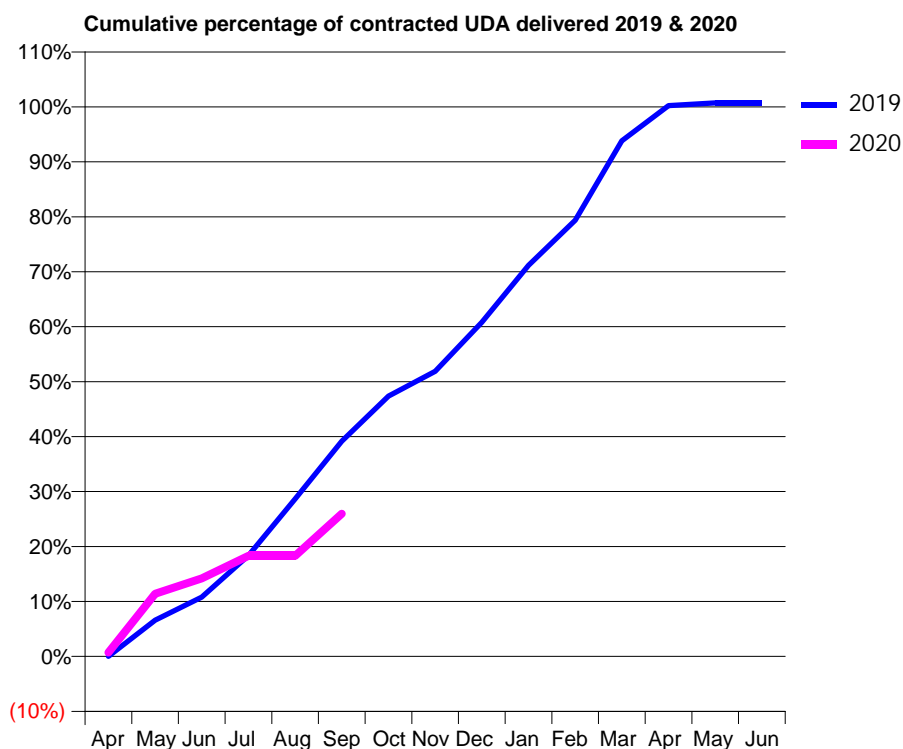
19/20 Contracted general activity (UDA)	3,735
Carry forward general activity (UDA)	-27
19/20 Contracted orthodontic activity (UOA)	0
Carry forward orthodontic activity (UOA)	0
Baseline contract value	£84,155.58

ACCESS*

Patients seen in 24 months	Total	Change since previous quarter
Quarter ending September 2018	1,142	
Quarter ending December 2018	1,147	→
Quarter ending March 2019	1,138	→
Quarter ending June 2019	1,129	→
Quarter ending September 2019	970	↓
Variance since September 2018	(15.1%)	↓



ACTIVITY



Month	2019	2020
April	0	27
May	246	427
June	403	531
July	685	684
August	1,071	684
September	1,462	969
October	1,769	
November	1,937	
December	2,271	
January	2,658	
February	2,964	
March	3,503	
April	3,744	
May	3,762	
June	3,762	

QUALITY

	Quantity	Base Number	Contract	AT	Region	England
% of FP17s for the same patient ID Re-attending within 3 months - Children	2	52	3.8%	9.4%	11.3%	11.5%
% of FP17s for the same patient ID Re-attending within 3 months - Adults	72	434	16.6%	14.0%	14.7%	15.4%
% of FP17s for the same patient ID Re-attending between 3 & 9 months - Children	22	52	42.3%	57.4%	60.8%	59.7%
% of FP17s for the same patient ID Re-attending between 3 & 9 months - Adults	129	434	29.7%	51.1%	52.8%	51.7%
% of FP17s for Band 1 Urgent Courses	53	416	12.7%	8.8%	8.2%	9.2%
% of FP17s Relating to Free Repair or Replacements	15	416	3.6%	0.7%	0.7%	0.7%
% of FP17s Relating to Continuations	6	416	1.4%	0.7%	0.8%	0.8%
% of Patients satisfied with the dentistry they have received	0	0	N/A	94.3%	93.2%	93.5%
% of Patients satisfied with the time they had to wait for an appointment	0	0	N/A	88.6%	88.5%	87.4%

* This is based on patients treated on this contract for their most recent course of treatment. Figures in italics indicate the base number of FP17s or Patient Questionnaire responses are less than 100. N/A is shown where the base number of responses is less than 10 during the period. % is calculated as Quantity/Base number*100

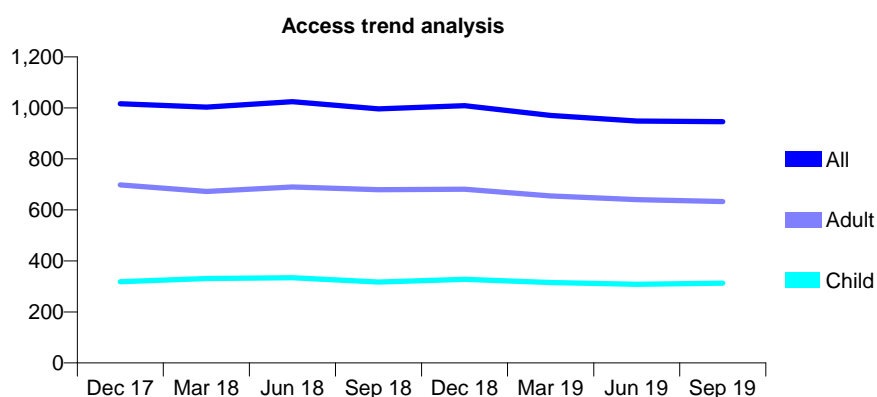
Q57 - Vital Signs At a Glance Contract Report for 221694/0001 - September 2019

Name or company name	MR MP GOODCHILD
Contract type name	GDS Contract
Purpose of contract	General
Contract start date	01/04/2006
Contract end date	

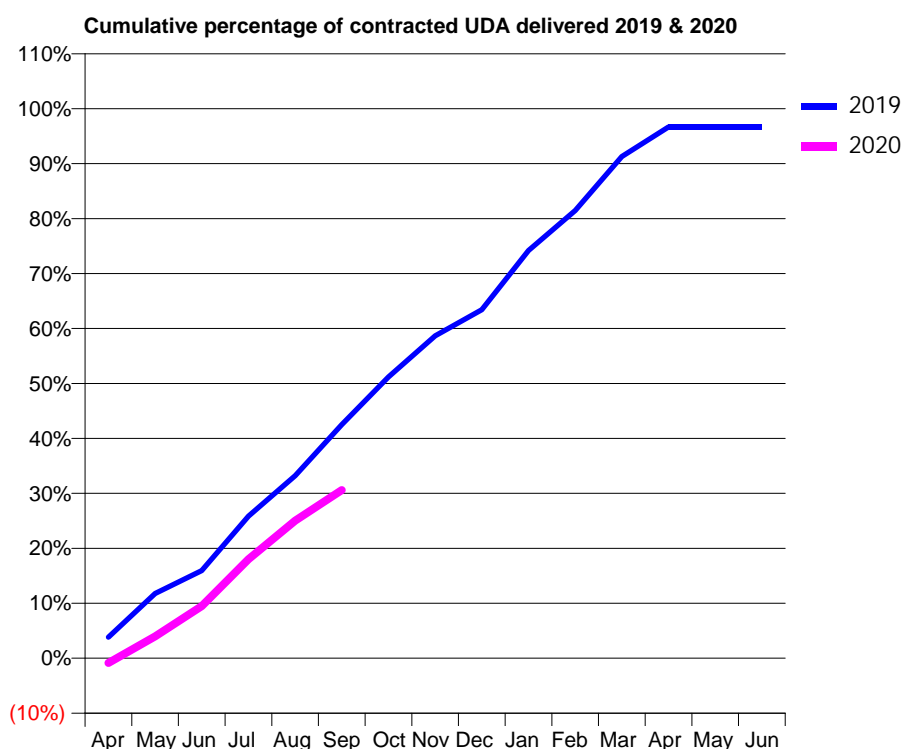
19/20 Contracted general activity (UDA)	2,861
Carry forward general activity (UDA)	95
19/20 Contracted orthodontic activity (UOA)	0
Carry forward orthodontic activity (UOA)	0
Baseline contract value	£72,872.91

ACCESS*

Patients seen in 24 months	Total	Change since previous quarter
Quarter ending September 2018	996	
Quarter ending December 2018	1,009	→
Quarter ending March 2019	970	↓
Quarter ending June 2019	948	↓
Quarter ending September 2019	946	→
Variance since September 2018	(5.0%)	↓



ACTIVITY



Month	2019	2020
April	110	-26
May	337	114
June	456	271
July	740	516
August	950	716
September	1,216	875
October	1,465	
November	1,678	
December	1,815	
January	2,123	
February	2,331	
March	2,612	
April	2,766	
May	2,766	
June	2,766	

QUALITY

	Quantity	Base Number	Contract	AT	Region	England
% of FP17s for the same patient ID Re-attending within 3 months - Children	15	248	6.0%	9.4%	11.3%	11.5%
% of FP17s for the same patient ID Re-attending within 3 months - Adults	43	366	11.7%	14.0%	14.7%	15.4%
% of FP17s for the same patient ID Re-attending between 3 & 9 months - Children	141	248	56.9%	57.4%	60.8%	59.7%
% of FP17s for the same patient ID Re-attending between 3 & 9 months - Adults	159	366	43.4%	51.1%	52.8%	51.7%
% of FP17s for Band 1 Urgent Courses	47	552	8.5%	8.8%	8.2%	9.2%
% of FP17s Relating to Free Repair or Replacements	0	552	0.0%	0.7%	0.7%	0.7%
% of FP17s Relating to Continuations	3	552	0.5%	0.7%	0.8%	0.8%
% of Patients satisfied with the dentistry they have received	0	0	N/A	94.3%	93.2%	93.5%
% of Patients satisfied with the time they had to wait for an appointment	0	0	N/A	88.6%	88.5%	87.4%

* This is based on patients treated on this contract for their most recent course of treatment.

Figures in italics indicate the base number of FP17s or Patient Questionnaire responses are less than 100. N/A is shown where the base number of responses is less than 10 during the period. % is calculated as Quantity/Base number*100

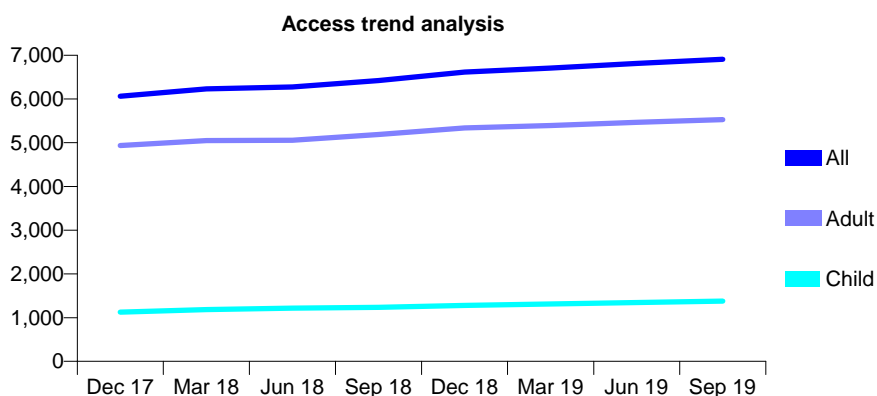
Q57 - Vital Signs At a Glance Contract Report for 229598/0001 - September 2019

Name or company name	Heybridge Dental Practice
Contract type name	GDS Contract
Purpose of contract	General
Contract start date	01/04/2006
Contract end date	

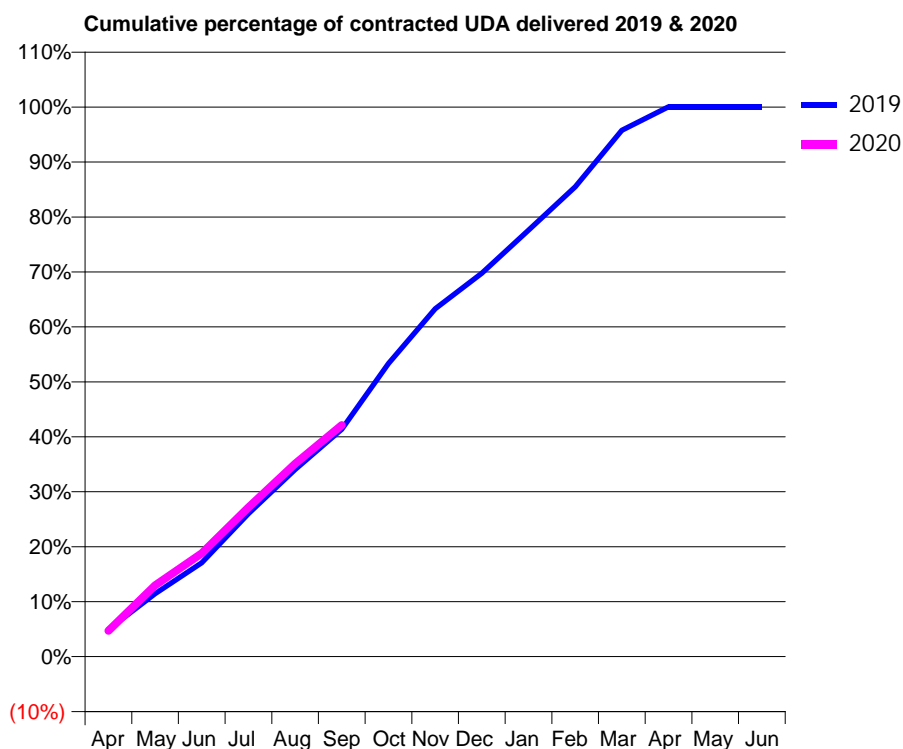
19/20 Contracted general activity (UDA)	21,357
Carry forward general activity (UDA)	-11
19/20 Contracted orthodontic activity (UOA)	0
Carry forward orthodontic activity (UOA)	0
Baseline contract value	£647,810.26

ACCESS*

Patients seen in 24 months	Total	Change since previous quarter
Quarter ending September 2018	6,423	
Quarter ending December 2018	6,616	↑
Quarter ending March 2019	6,707	→
Quarter ending June 2019	6,811	→
Quarter ending September 2019	6,906	→
Variance since September 2018	7.5%	↑



ACTIVITY



Month	Adjusted Scheduled Activity (UDA)	
	2019	2020
April	1,054	1,005
May	2,451	2,769
June	3,645	4,016
July	5,558	5,802
August	7,276	7,495
September	8,834	8,996
October	11,395	
November	13,519	
December	14,896	
January	16,574	
February	18,257	
March	20,451	
April	21,364	
May	21,368	
June	21,368	

QUALITY

	Quantity	Base Number	Contract	AT	Region	England
% of FP17s for the same patient ID Re-attending within 3 months - Children	116	1,099	10.6%	9.4%	11.3%	11.5%
% of FP17s for the same patient ID Re-attending within 3 months - Adults	831	4,144	20.1%	14.0%	14.7%	15.4%
% of FP17s for the same patient ID Re-attending between 3 & 9 months - Children	655	1,099	59.6%	57.4%	60.8%	59.7%
% of FP17s for the same patient ID Re-attending between 3 & 9 months - Adults	2,322	4,144	56.0%	51.1%	52.8%	51.7%
% of FP17s for Band 1 Urgent Courses	478	4,563	10.5%	8.8%	8.2%	9.2%
% of FP17s Relating to Free Repair or Replacements	36	4,563	0.8%	0.7%	0.7%	0.7%
% of FP17s Relating to Continuations	31	4,563	0.7%	0.7%	0.8%	0.8%
% of Patients satisfied with the dentistry they have received	2	2	N/A	94.3%	93.2%	93.5%
% of Patients satisfied with the time they had to wait for an appointment	1	2	N/A	88.6%	88.5%	87.4%

* This is based on patients treated on this contract for their most recent course of treatment. Figures in italics indicate the base number of FP17s or Patient Questionnaire responses are less than 100. N/A is shown where the base number of responses is less than 10 during the period. % is calculated as Quantity/Base number*100

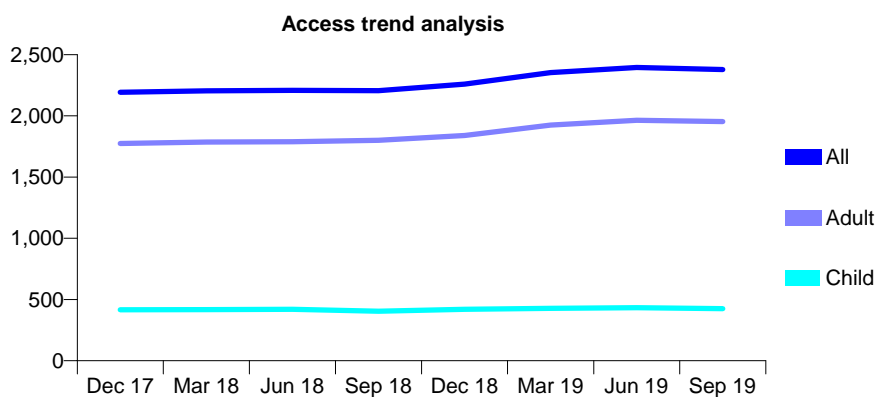
Q57 - Vital Signs At a Glance Contract Report for 237914/0001 - September 2019

Name or company name	MISS S RASHID
Contract type name	GDS Contract
Purpose of contract	General
Contract start date	01/04/2006
Contract end date	

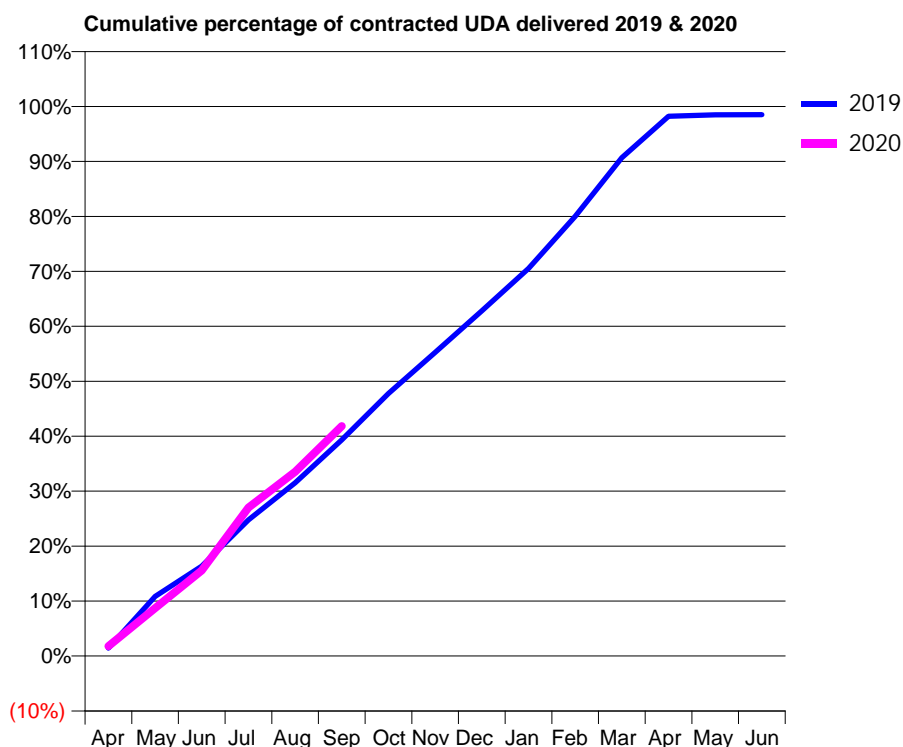
19/20 Contracted general activity (UDA)	6,521
Carry forward general activity (UDA)	98
19/20 Contracted orthodontic activity (UOA)	0
Carry forward orthodontic activity (UOA)	0
Baseline contract value	£154,903.50

ACCESS*

Patients seen in 24 months	Total	Change since previous quarter
Quarter ending September 2018	2,205	
Quarter ending December 2018	2,260	↑
Quarter ending March 2019	2,353	↑
Quarter ending June 2019	2,396	→
Quarter ending September 2019	2,379	→
Variance since September 2018	7.9%	↑



ACTIVITY



Month	Adjusted Scheduled Activity (UDA)	
	2019	2020
April	94	116
May	708	569
June	1,068	1,016
July	1,615	1,762
August	2,057	2,188
September	2,564	2,728
October	3,115	
November	3,604	
December	4,094	
January	4,597	
February	5,217	
March	5,913	
April	6,404	
May	6,420	
June	6,423	

QUALITY

	Quantity	Base Number	Contract	AT	Region	England
% of FP17s for the same patient ID Re-attending within 3 months - Children	13	362	3.6%	9.4%	11.3%	11.5%
% of FP17s for the same patient ID Re-attending within 3 months - Adults	193	1,701	11.3%	14.0%	14.7%	15.4%
% of FP17s for the same patient ID Re-attending between 3 & 9 months - Children	265	362	73.2%	57.4%	60.8%	59.7%
% of FP17s for the same patient ID Re-attending between 3 & 9 months - Adults	1,216	1,701	71.5%	51.1%	52.8%	51.7%
% of FP17s for Band 1 Urgent Courses	24	1,775	1.4%	8.8%	8.2%	9.2%
% of FP17s Relating to Free Repair or Replacements	18	1,775	1.0%	0.7%	0.7%	0.7%
% of FP17s Relating to Continuations	0	1,775	0.0%	0.7%	0.8%	0.8%
% of Patients satisfied with the dentistry they have received	0	0	N/A	94.3%	93.2%	93.5%
% of Patients satisfied with the time they had to wait for an appointment	0	0	N/A	88.6%	88.5%	87.4%

* This is based on patients treated on this contract for their most recent course of treatment. Figures in italics indicate the base number of FP17s or Patient Questionnaire responses are less than 100. N/A is shown where the base number of responses is less than 10 during the period. % is calculated as Quantity/Base number*100

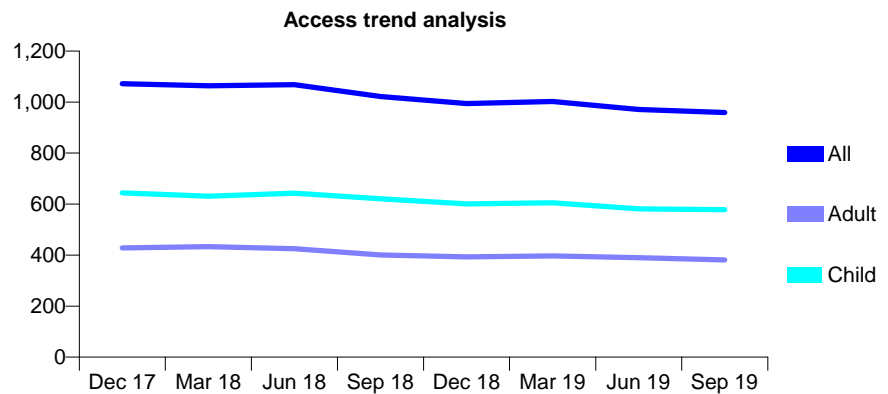
Q57 - Vital Signs At a Glance Contract Report for 239402/0001 - September 2019

Name or company name	MISS CJ COPE
Contract type name	GDS Contract
Purpose of contract	General
Contract start date	01/04/2006
Contract end date	

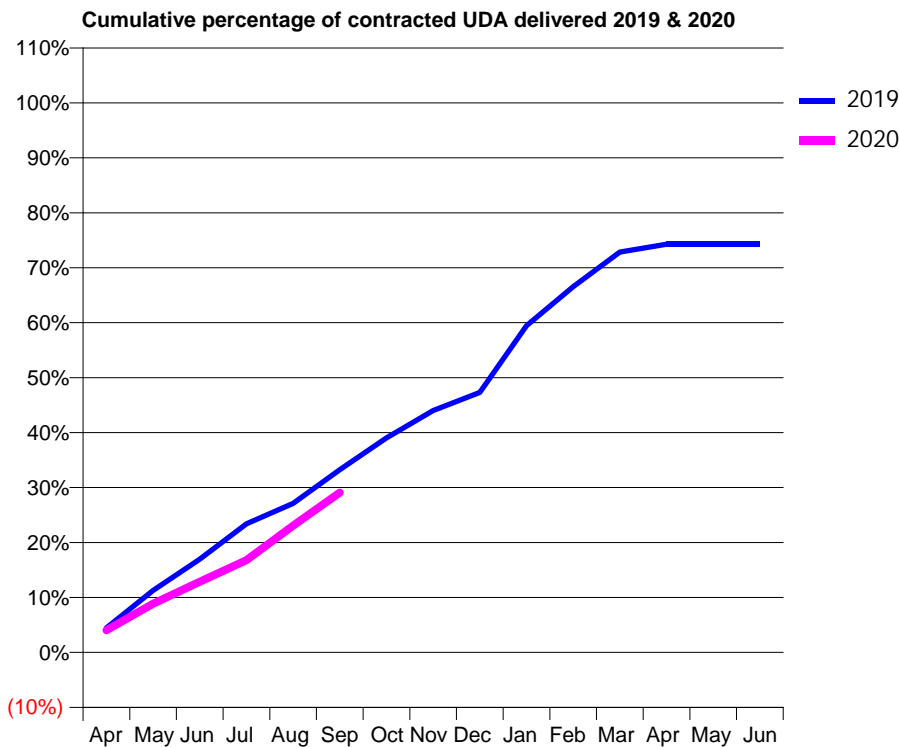
19/20 Contracted general activity (UDA)	3,000
Carry forward general activity (UDA)	0
19/20 Contracted orthodontic activity (UOA)	0
Carry forward orthodontic activity (UOA)	0
Baseline contract value	£82,254.19

ACCESS*

Patients seen in 24 months	Total	Change since previous quarter
Quarter ending September 2018	1,022	
Quarter ending December 2018	994	↓
Quarter ending March 2019	1,002	→
Quarter ending June 2019	971	↓
Quarter ending September 2019	959	↓
Variance since September 2018	(6.2%)	↓



ACTIVITY



Month	2019	2020
April	134	121
May	339	266
June	509	386
July	702	504
August	814	692
September	998	873
October	1,171	
November	1,320	
December	1,419	
January	1,784	
February	1,997	
March	2,185	
April	2,228	
May	2,228	
June	2,228	

QUALITY

	Quantity	Base Number	Contract	AT	Region	England
% of FP17s for the same patient ID Re-attending within 3 months - Children	48	456	10.5%	9.4%	11.3%	11.5%
% of FP17s for the same patient ID Re-attending within 3 months - Adults	18	194	9.3%	14.0%	14.7%	15.4%
% of FP17s for the same patient ID Re-attending between 3 & 9 months - Children	322	456	70.6%	57.4%	60.8%	59.7%
% of FP17s for the same patient ID Re-attending between 3 & 9 months - Adults	105	194	54.1%	51.1%	52.8%	51.7%
% of FP17s for Band 1 Urgent Courses	26	616	4.2%	8.8%	8.2%	9.2%
% of FP17s Relating to Free Repair or Replacements	0	616	0.0%	0.7%	0.7%	0.7%
% of FP17s Relating to Continuations	2	616	0.3%	0.7%	0.8%	0.8%
% of Patients satisfied with the dentistry they have received	0	0	N/A	94.3%	93.2%	93.5%
% of Patients satisfied with the time they had to wait for an appointment	0	0	N/A	88.6%	88.5%	87.4%

* This is based on patients treated on this contract for their most recent course of treatment. Figures in italics indicate the base number of FP17s or Patient Questionnaire responses are less than 100. N/A is shown where the base number of responses is less than 10 during the period. % is calculated as Quantity/Base number*100

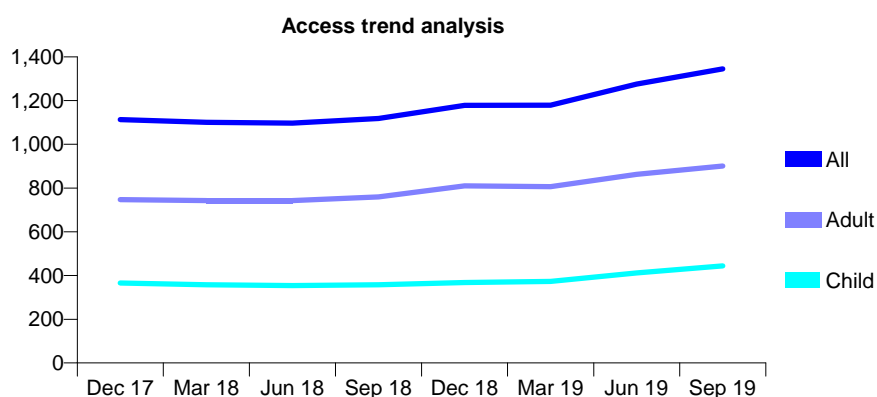
Q57 - Vital Signs At a Glance Contract Report for 243566/0001 - September 2019

Name or company name	Toothshine Dental Clinic
Contract type name	GDS Contract
Purpose of contract	General
Contract start date	01/04/2006
Contract end date	

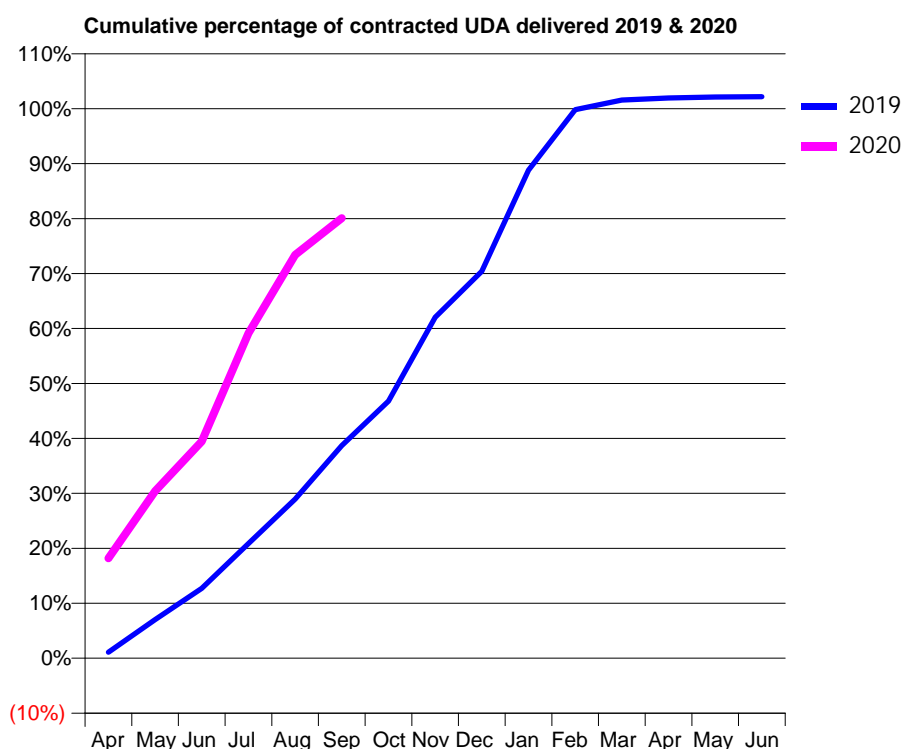
19/20 Contracted general activity (UDA)	3,000
Carry forward general activity (UDA)	-60
19/20 Contracted orthodontic activity (UOA)	0
Carry forward orthodontic activity (UOA)	0
Baseline contract value	£73,571.67

ACCESS*

Patients seen in 24 months	Total	Change since previous quarter
Quarter ending September 2018	1,118	
Quarter ending December 2018	1,178	↑
Quarter ending March 2019	1,179	→
Quarter ending June 2019	1,275	↑
Quarter ending September 2019	1,345	↑
Variance since September 2018	20.3%	↑



ACTIVITY



Month	2019	2020
April	33	546
May	209	912
June	379	1,183
July	621	1,774
August	863	2,202
September	1,153	2,402
October	1,394	
November	1,848	
December	2,097	
January	2,645	
February	2,974	
March	3,026	
April	3,037	
May	3,043	
June	3,044	

QUALITY

	Quantity	Base Number	Contract	AT	Region	England
% of FP17s for the same patient ID Re-attending within 3 months - Children	34	458	7.4%	9.4%	11.3%	11.5%
% of FP17s for the same patient ID Re-attending within 3 months - Adults	75	648	11.6%	14.0%	14.7%	15.4%
% of FP17s for the same patient ID Re-attending between 3 & 9 months - Children	260	458	56.8%	57.4%	60.8%	59.7%
% of FP17s for the same patient ID Re-attending between 3 & 9 months - Adults	345	648	53.2%	51.1%	52.8%	51.7%
% of FP17s for Band 1 Urgent Courses	65	1,092	6.0%	8.8%	8.2%	9.2%
% of FP17s Relating to Free Repair or Replacements	2	1,092	0.2%	0.7%	0.7%	0.7%
% of FP17s Relating to Continuations	0	1,092	0.0%	0.7%	0.8%	0.8%
% of Patients satisfied with the dentistry they have received	0	0	N/A	94.3%	93.2%	93.5%
% of Patients satisfied with the time they had to wait for an appointment	0	0	N/A	88.6%	88.5%	87.4%

* This is based on patients treated on this contract for their most recent course of treatment.

Figures in italics indicate the base number of FP17s or Patient Questionnaire responses are less than 100. N/A is shown where the base number of responses is less than 10 during the period. % is calculated as Quantity/Base number*100

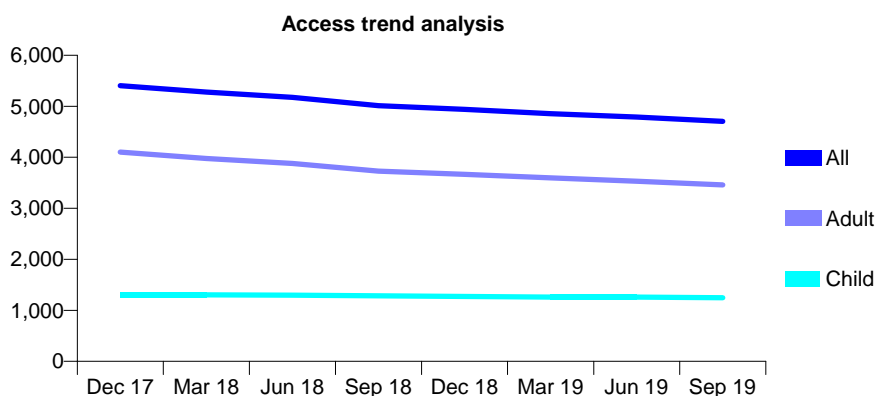
Q57 - Vital Signs At a Glance Contract Report for 251089/0001 - September 2019

Name or company name	MR JC CUDDIGAN
Contract type name	GDS Contract
Purpose of contract	General
Contract start date	01/04/2006
Contract end date	

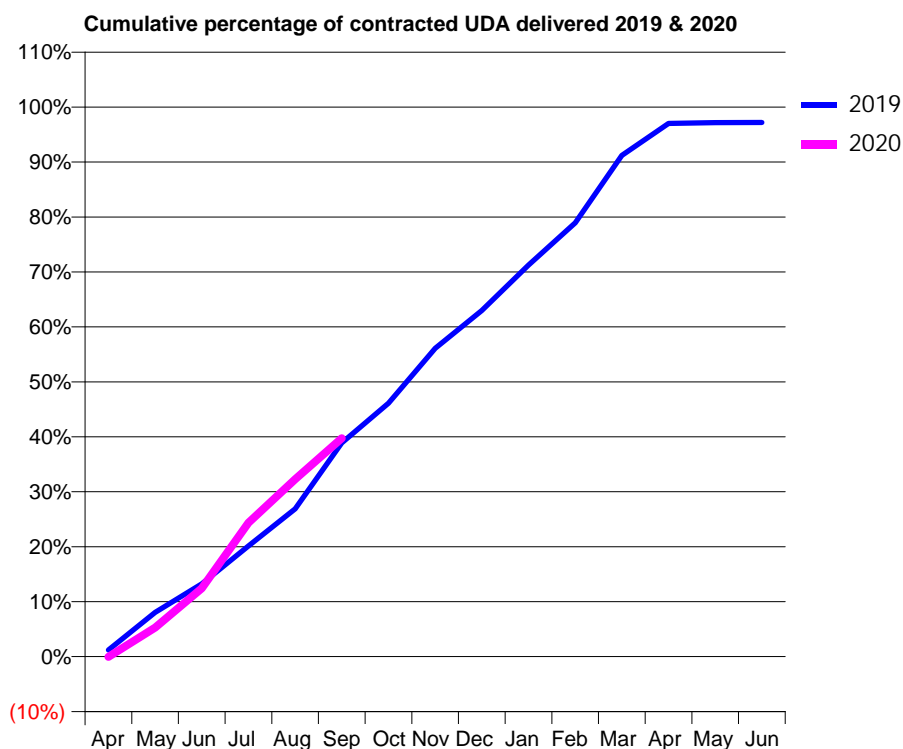
19/20 Contracted general activity (UDA)	11,799
Carry forward general activity (UDA)	329
19/20 Contracted orthodontic activity (UOA)	0
Carry forward orthodontic activity (UOA)	0
Baseline contract value	£299,506.38

ACCESS*

Patients seen in 24 months	Total	Change since previous quarter
Quarter ending September 2018	5,014	
Quarter ending December 2018	4,939	↓
Quarter ending March 2019	4,855	↓
Quarter ending June 2019	4,789	↓
Quarter ending September 2019	4,704	↓
Variance since September 2018	(6.2%)	↓



ACTIVITY



Month	Adjusted Scheduled Activity (UDA)	
	2019	2020
April	142	-6
May	953	622
June	1,563	1,466
July	2,374	2,872
August	3,173	3,810
September	4,587	4,688
October	5,443	
November	6,619	
December	7,432	
January	8,409	
February	9,311	
March	10,758	
April	11,450	
May	11,466	
June	11,470	

QUALITY

	Quantity	Base Number	Contract	AT	Region	England
% of FP17s for the same patient ID Re-attending within 3 months - Children	54	768	7.0%	9.4%	11.3%	11.5%
% of FP17s for the same patient ID Re-attending within 3 months - Adults	336	2,057	16.3%	14.0%	14.7%	15.4%
% of FP17s for the same patient ID Re-attending between 3 & 9 months - Children	430	768	56.0%	57.4%	60.8%	59.7%
% of FP17s for the same patient ID Re-attending between 3 & 9 months - Adults	1,078	2,057	52.4%	51.1%	52.8%	51.7%
% of FP17s for Band 1 Urgent Courses	267	2,541	10.5%	8.8%	8.2%	9.2%
% of FP17s Relating to Free Repair or Replacements	21	2,541	0.8%	0.7%	0.7%	0.7%
% of FP17s Relating to Continuations	13	2,541	0.5%	0.7%	0.8%	0.8%
% of Patients satisfied with the dentistry they have received	1	1	N/A	94.3%	93.2%	93.5%
% of Patients satisfied with the time they had to wait for an appointment	0	1	N/A	88.6%	88.5%	87.4%

* This is based on patients treated on this contract for their most recent course of treatment. Figures in italics indicate the base number of FP17s or Patient Questionnaire responses are less than 100. N/A is shown where the base number of responses is less than 10 during the period. % is calculated as Quantity/Base number*100

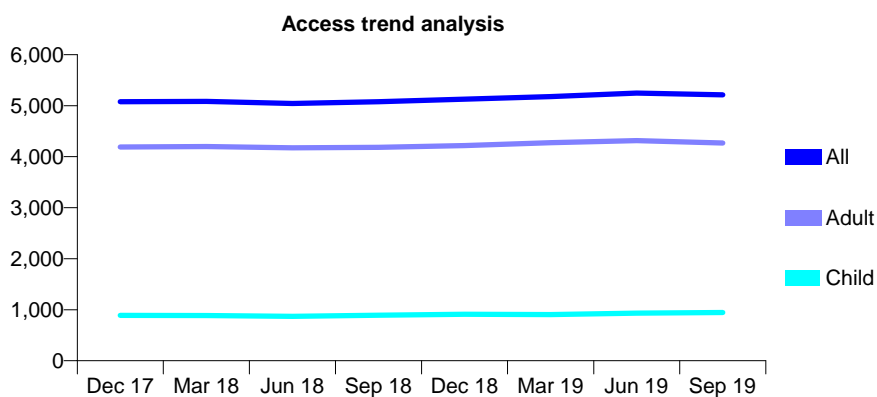
Q57 - Vital Signs At a Glance Contract Report for 253197/0001 - September 2019

Name or company name	MR DG FIGAJI
Contract type name	GDS Contract
Purpose of contract	General
Contract start date	01/04/2006
Contract end date	

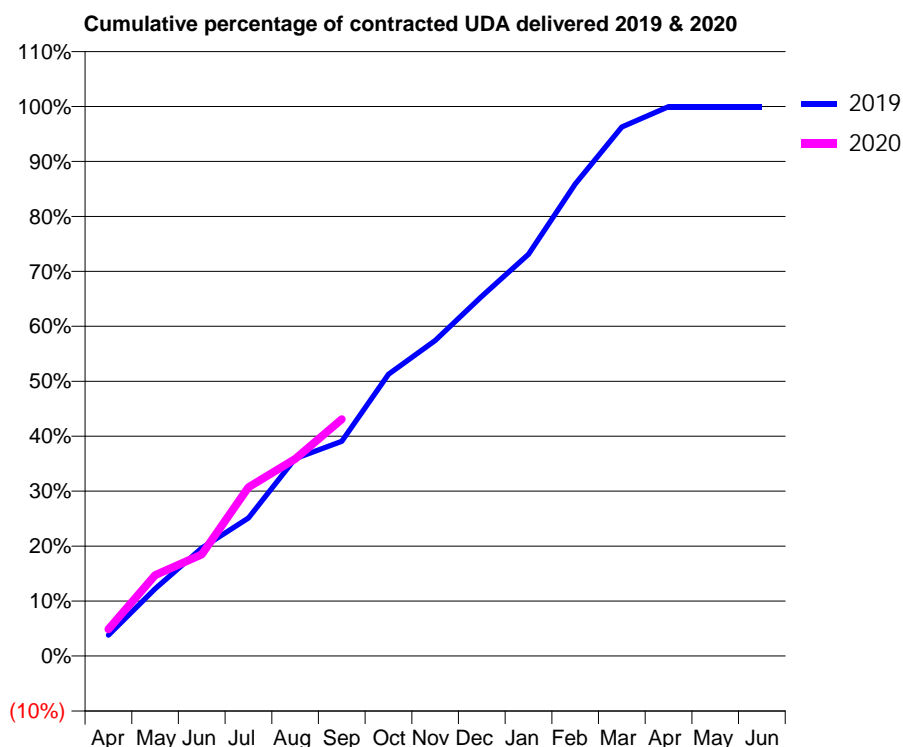
19/20 Contracted general activity (UDA)	17,600
Carry forward general activity (UDA)	4
19/20 Contracted orthodontic activity (UOA)	0
Carry forward orthodontic activity (UOA)	0
Baseline contract value	£547,770.24

ACCESS*

Patients seen in 24 months	Total	Change since previous quarter
Quarter ending September 2018	5,079	
Quarter ending December 2018	5,128	→
Quarter ending March 2019	5,178	→
Quarter ending June 2019	5,248	→
Quarter ending September 2019	5,212	→
Variance since September 2018	2.6%	↑



ACTIVITY



Month	Adjusted Scheduled Activity (UDA)	
	2019	2020
April	667	859
May	2,156	2,589
June	3,455	3,252
July	4,424	5,405
August	6,323	6,312
September	6,876	7,582
October	9,023	
November	10,104	
December	11,520	
January	12,867	
February	15,119	
March	16,939	
April	17,593	
May	17,596	
June	17,596	

QUALITY

	Quantity	Base Number	Contract	AT	Region	England
% of FP17s for the same patient ID Re-attending within 3 months - Children	30	648	4.6%	9.4%	11.3%	11.5%
% of FP17s for the same patient ID Re-attending within 3 months - Adults	368	2,948	12.5%	14.0%	14.7%	15.4%
% of FP17s for the same patient ID Re-attending between 3 & 9 months - Children	389	648	60.0%	57.4%	60.8%	59.7%
% of FP17s for the same patient ID Re-attending between 3 & 9 months - Adults	1,746	2,948	59.2%	51.1%	52.8%	51.7%
% of FP17s for Band 1 Urgent Courses	181	3,365	5.4%	8.8%	8.2%	9.2%
% of FP17s Relating to Free Repair or Replacements	26	3,365	0.8%	0.7%	0.7%	0.7%
% of FP17s Relating to Continuations	73	3,365	2.2%	0.7%	0.8%	0.8%
% of Patients satisfied with the dentistry they have received	2	2	N/A	94.3%	93.2%	93.5%
% of Patients satisfied with the time they had to wait for an appointment	2	2	N/A	88.6%	88.5%	87.4%

* This is based on patients treated on this contract for their most recent course of treatment. Figures in italics indicate the base number of FP17s or Patient Questionnaire responses are less than 100. N/A is shown where the base number of responses is less than 10 during the period. % is calculated as Quantity/Base number*100

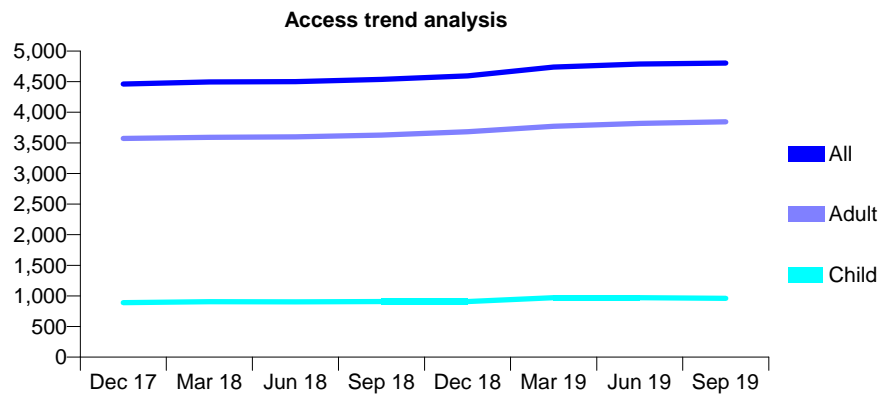
Q57 - Vital Signs At a Glance Contract Report for 253197/0002 - September 2019

Name or company name	MR DG FIGAJI
Contract type name	GDS Contract
Purpose of contract	General
Contract start date	01/04/2007
Contract end date	

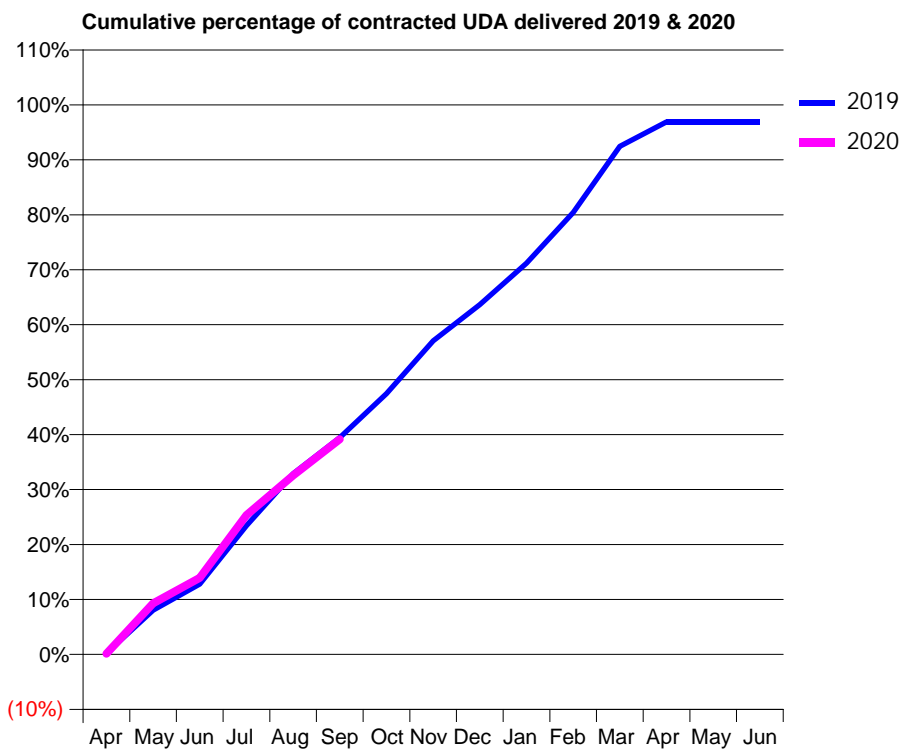
19/20 Contracted general activity (UDA)	13,400
Carry forward general activity (UDA)	413
19/20 Contracted orthodontic activity (UOA)	0
Carry forward orthodontic activity (UOA)	0
Baseline contract value	£355,753.21

ACCESS*

Patients seen in 24 months	Total	Change since previous quarter
Quarter ending September 2018	4,536	
Quarter ending December 2018	4,593	→
Quarter ending March 2019	4,740	↑
Quarter ending June 2019	4,788	→
Quarter ending September 2019	4,806	→
Variance since September 2018	6.0%	↑



ACTIVITY



Month	Adjusted Scheduled Activity (UDA)	
	2019	2020
April	31	18
May	1,077	1,248
June	1,715	1,869
July	3,141	3,398
August	4,407	4,365
September	5,285	5,248
October	6,360	
November	7,646	
December	8,527	
January	9,538	
February	10,777	
March	12,389	
April	12,986	
May	12,987	
June	12,987	

QUALITY

	Quantity	Base Number	Contract	AT	Region	England
% of FP17s for the same patient ID Re-attending within 3 months - Children	55	797	6.9%	9.4%	11.3%	11.5%
% of FP17s for the same patient ID Re-attending within 3 months - Adults	284	2,551	11.1%	14.0%	14.7%	15.4%
% of FP17s for the same patient ID Re-attending between 3 & 9 months - Children	546	797	68.5%	57.4%	60.8%	59.7%
% of FP17s for the same patient ID Re-attending between 3 & 9 months - Adults	1,201	2,551	47.1%	51.1%	52.8%	51.7%
% of FP17s for Band 1 Urgent Courses	199	3,097	6.4%	8.8%	8.2%	9.2%
% of FP17s Relating to Free Repair or Replacements	25	3,097	0.8%	0.7%	0.7%	0.7%
% of FP17s Relating to Continuations	20	3,097	0.6%	0.7%	0.8%	0.8%
% of Patients satisfied with the dentistry they have received	4	4	N/A	94.3%	93.2%	93.5%
% of Patients satisfied with the time they had to wait for an appointment	4	4	N/A	88.6%	88.5%	87.4%

* This is based on patients treated on this contract for their most recent course of treatment. Figures in italics indicate the base number of FP17s or Patient Questionnaire responses are less than 100. N/A is shown where the base number of responses is less than 10 during the period. % is calculated as Quantity/Base number*100

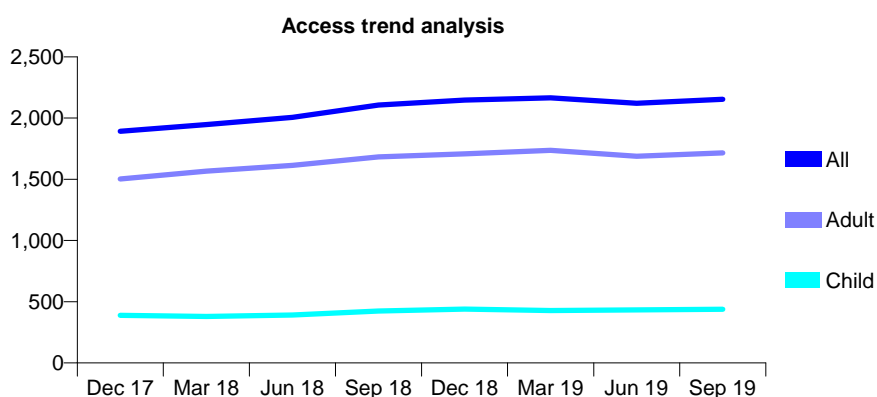
Q57 - Vital Signs At a Glance Contract Report for 253855/0001 - September 2019

Name or company name	Optident Dental Clinic
Contract type name	GDS Contract
Purpose of contract	General
Contract start date	01/04/2006
Contract end date	

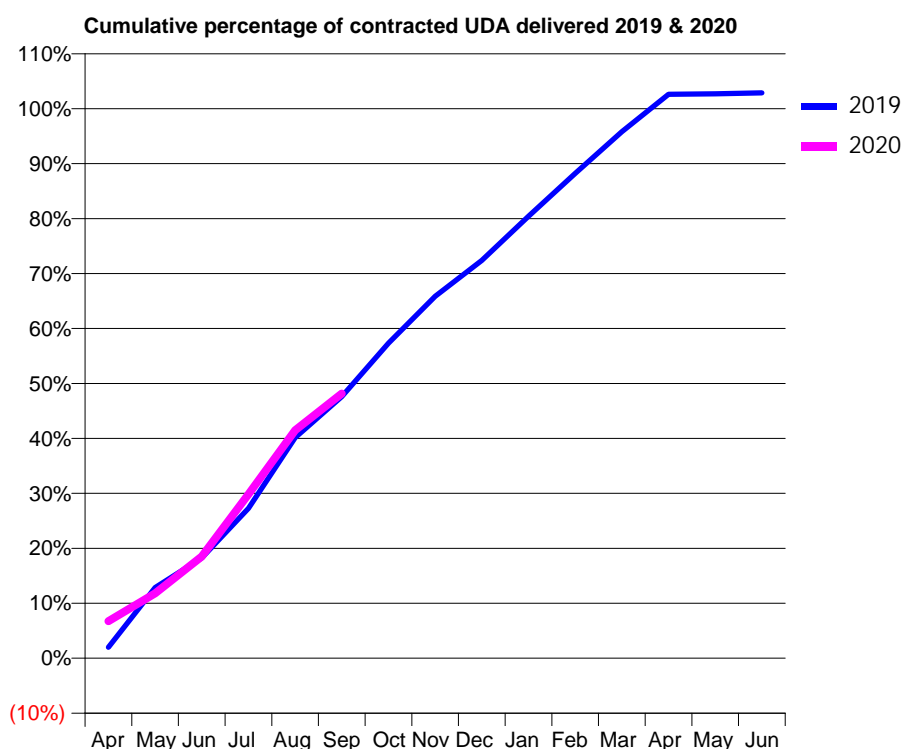
19/20 Contracted general activity (UDA)	7,573
Carry forward general activity (UDA)	-152
19/20 Contracted orthodontic activity (UOA)	0
Carry forward orthodontic activity (UOA)	0
Baseline contract value	£221,713.87

ACCESS*

Patients seen in 24 months	Total	Change since previous quarter
Quarter ending September 2018	2,106	
Quarter ending December 2018	2,147	→
Quarter ending March 2019	2,165	→
Quarter ending June 2019	2,121	↓
Quarter ending September 2019	2,153	→
Variance since September 2018	2.2%	↑



ACTIVITY



Month	2019	2020
April	151	510
May	976	893
June	1,381	1,402
July	2,065	2,260
August	3,041	3,142
September	3,604	3,647
October	4,342	
November	4,989	
December	5,482	
January	6,092	
February	6,681	
March	7,254	
April	7,771	
May	7,777	
June	7,791	

QUALITY

	Quantity	Base Number	Contract	AT	Region	England
% of FP17s for the same patient ID Re-attending within 3 months - Children	46	310	14.8%	9.4%	11.3%	11.5%
% of FP17s for the same patient ID Re-attending within 3 months - Adults	231	1,088	21.2%	14.0%	14.7%	15.4%
% of FP17s for the same patient ID Re-attending between 3 & 9 months - Children	126	310	40.6%	57.4%	60.8%	59.7%
% of FP17s for the same patient ID Re-attending between 3 & 9 months - Adults	458	1,088	42.1%	51.1%	52.8%	51.7%
% of FP17s for Band 1 Urgent Courses	293	1,287	22.8%	8.8%	8.2%	9.2%
% of FP17s Relating to Free Repair or Replacements	6	1,287	0.5%	0.7%	0.7%	0.7%
% of FP17s Relating to Continuations	0	1,287	0.0%	0.7%	0.8%	0.8%
% of Patients satisfied with the dentistry they have received	3	3	N/A	94.3%	93.2%	93.5%
% of Patients satisfied with the time they had to wait for an appointment	3	3	N/A	88.6%	88.5%	87.4%

* This is based on patients treated on this contract for their most recent course of treatment.

Figures in italics indicate the base number of FP17s or Patient Questionnaire responses are less than 100. N/A is shown where the base number of responses is less than 10 during the period. % is calculated as Quantity/Base number*100

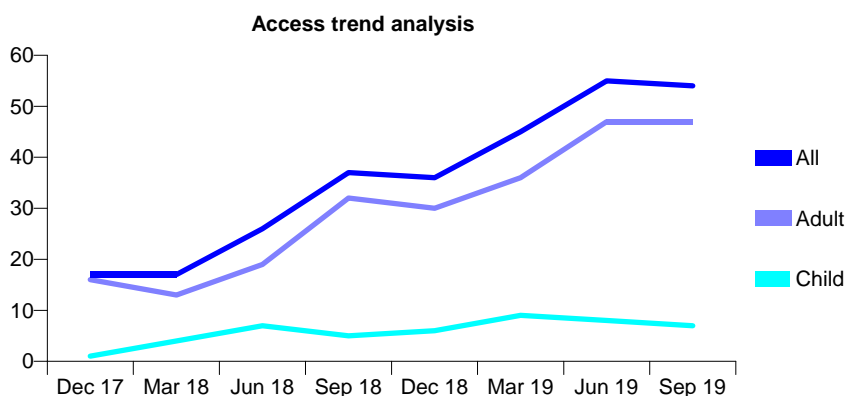
Q57 - Vital Signs At a Glance Contract Report for 253855/0004 - September 2019

Name or company name	Optident Dental Clinic
Contract type name	GDS Contract
Purpose of contract	General
Contract start date	01/04/2015
Contract end date	

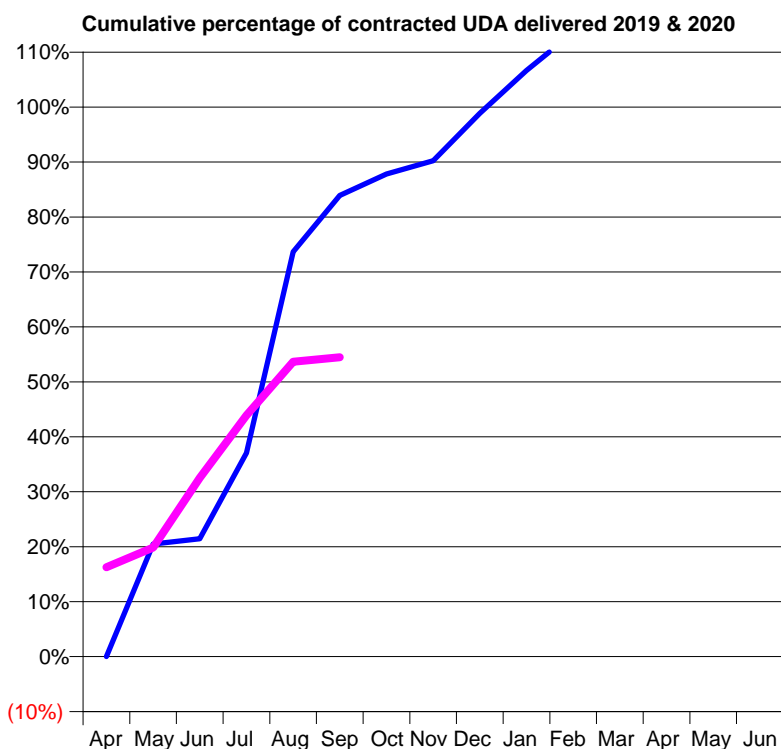
19/20 Contracted general activity (UDA)	123
Carry forward general activity (UDA)	-2
19/20 Contracted orthodontic activity (UOA)	0
Carry forward orthodontic activity (UOA)	0
Baseline contract value	£3,588.58

ACCESS*

Patients seen in 24 months	Total	Change since previous quarter
Quarter ending September 2018	37	
Quarter ending December 2018	36	↓
Quarter ending March 2019	45	↑
Quarter ending June 2019	55	↑
Quarter ending September 2019	54	↓
Variance since September 2018	45.9%	↑



ACTIVITY



Month	Adjusted Scheduled Activity (UDA)	
	2019	2020
April	0	20
May	25	24
June	26	40
July	46	54
August	91	66
September	103	67
October	108	
November	111	
December	122	
January	131	
February	140	
March	154	
April	159	
May	159	
June	159	

QUALITY

	Quantity	Base Number	Contract	AT	Region	England
% of FP17s for the same patient ID Re-attending within 3 months - Children	0	6	0.0%	9.4%	11.3%	11.5%
% of FP17s for the same patient ID Re-attending within 3 months - Adults	0	44	0.0%	14.0%	14.7%	15.4%
% of FP17s for the same patient ID Re-attending between 3 & 9 months - Children	0	6	0.0%	57.4%	60.8%	59.7%
% of FP17s for the same patient ID Re-attending between 3 & 9 months - Adults	0	44	0.0%	51.1%	52.8%	51.7%
% of FP17s for Band 1 Urgent Courses	40	46	87.0%	8.8%	8.2%	9.2%
% of FP17s Relating to Free Repair or Replacements	0	46	0.0%	0.7%	0.7%	0.7%
% of FP17s Relating to Continuations	0	46	0.0%	0.7%	0.8%	0.8%
% of Patients satisfied with the dentistry they have received	0	0	N/A	94.3%	93.2%	93.5%
% of Patients satisfied with the time they had to wait for an appointment	0	0	N/A	88.6%	88.5%	87.4%

* This is based on patients treated on this contract for their most recent course of treatment. Figures in italics indicate the base number of FP17s or Patient Questionnaire responses are less than 100. N/A is shown where the base number of responses is less than 10 during the period. % is calculated as Quantity/Base number*100

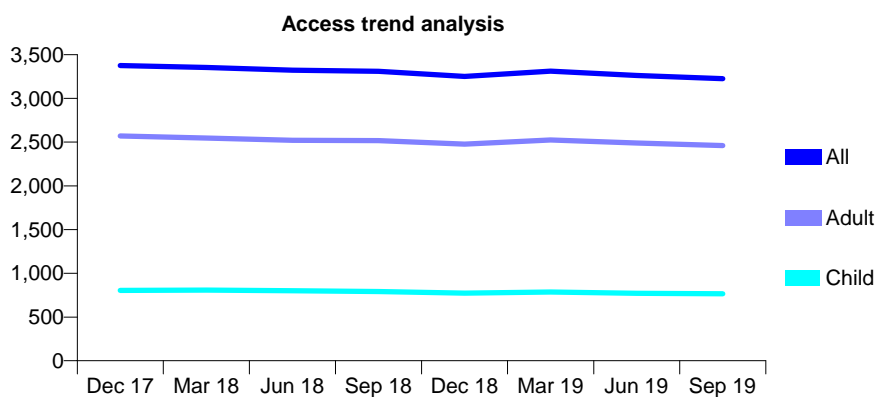
Q57 - Vital Signs At a Glance Contract Report for 257613/0003 - September 2019

Name or company name	MR S NOZOHOOR
Contract type name	GDS Contract
Purpose of contract	General
Contract start date	01/04/2006
Contract end date	

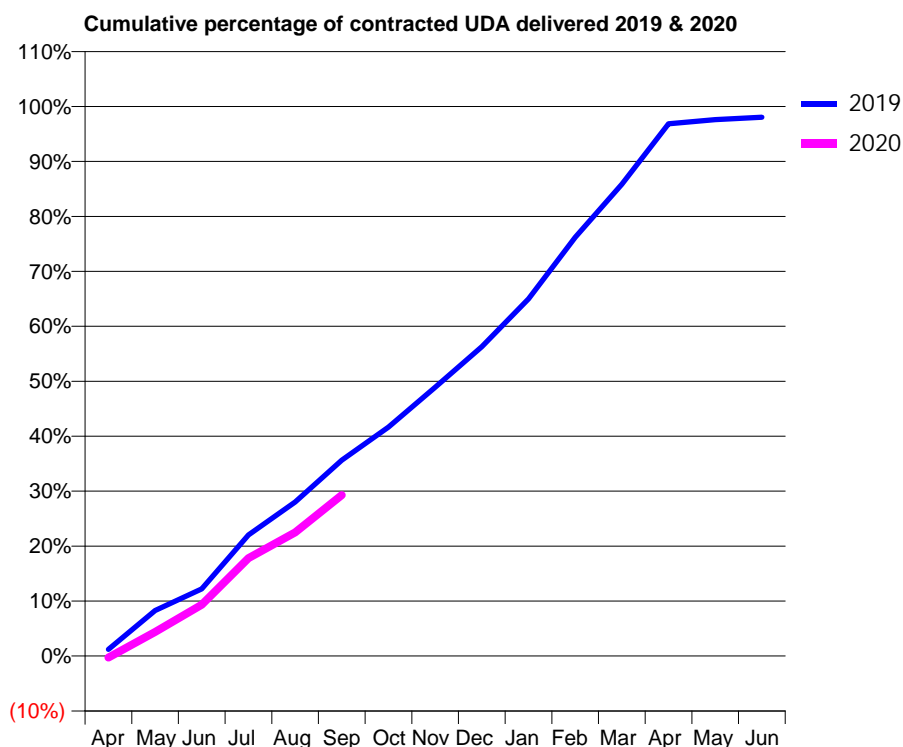
19/20 Contracted general activity (UDA)	12,949
Carry forward general activity (UDA)	257
19/20 Contracted orthodontic activity (UOA)	0
Carry forward orthodontic activity (UOA)	0
Baseline contract value	£330,400.79

ACCESS*

Patients seen in 24 months	Total	Change since previous quarter
Quarter ending September 2018	3,310	
Quarter ending December 2018	3,250	↓
Quarter ending March 2019	3,311	→
Quarter ending June 2019	3,261	↓
Quarter ending September 2019	3,227	↓
Variance since September 2018	(2.5%)	↓



ACTIVITY



Month	Adjusted Scheduled Activity (UDA)	
	2019	2020
April	158	-41
May	1,072	567
June	1,583	1,209
July	2,856	2,304
August	3,630	2,913
September	4,616	3,790
October	5,395	
November	6,335	
December	7,290	
January	8,414	
February	9,869	
March	11,115	
April	12,539	
May	12,641	
June	12,692	

QUALITY

	Quantity	Base Number	Contract	AT	Region	England
% of FP17s for the same patient ID Re-attending within 3 months - Children	42	503	8.3%	9.4%	11.3%	11.5%
% of FP17s for the same patient ID Re-attending within 3 months - Adults	233	1,672	13.9%	14.0%	14.7%	15.4%
% of FP17s for the same patient ID Re-attending between 3 & 9 months - Children	312	503	62.0%	57.4%	60.8%	59.7%
% of FP17s for the same patient ID Re-attending between 3 & 9 months - Adults	1,002	1,672	59.9%	51.1%	52.8%	51.7%
% of FP17s for Band 1 Urgent Courses	135	1,852	7.3%	8.8%	8.2%	9.2%
% of FP17s Relating to Free Repair or Replacements	17	1,852	0.9%	0.7%	0.7%	0.7%
% of FP17s Relating to Continuations	34	1,852	1.8%	0.7%	0.8%	0.8%
% of Patients satisfied with the dentistry they have received	8	8	N/A	94.3%	93.2%	93.5%
% of Patients satisfied with the time they had to wait for an appointment	8	8	N/A	88.6%	88.5%	87.4%

* This is based on patients treated on this contract for their most recent course of treatment. Figures in italics indicate the base number of FP17s or Patient Questionnaire responses are less than 100. N/A is shown where the base number of responses is less than 10 during the period. % is calculated as Quantity/Base number*100

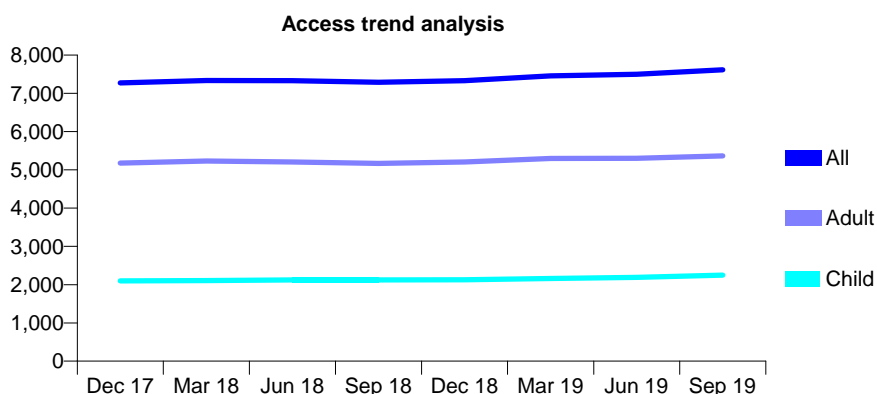
Q57 - Vital Signs At a Glance Contract Report for 258261/0001 - September 2019

Name or company name	MR D REZAIIE DASTJERDI
Contract type name	GDS Contract
Purpose of contract	General
Contract start date	01/04/2006
Contract end date	

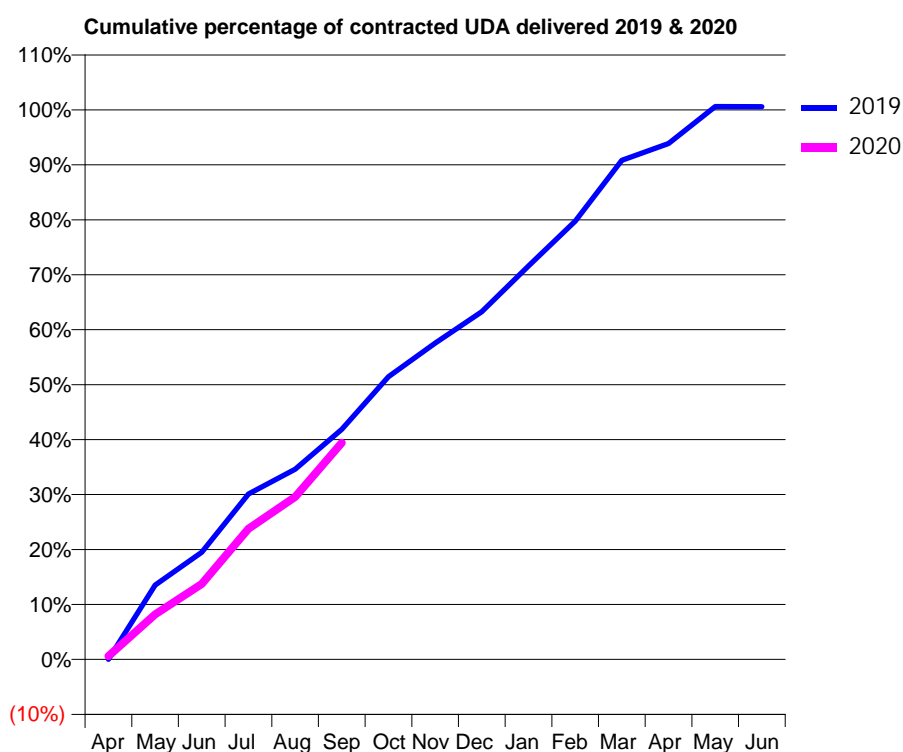
19/20 Contracted general activity (UDA)	21,897
Carry forward general activity (UDA)	-128
19/20 Contracted orthodontic activity (UOA)	0
Carry forward orthodontic activity (UOA)	0
Baseline contract value	£614,169.42

ACCESS*

Patients seen in 24 months	Total	Change since previous quarter
Quarter ending September 2018	7,291	
Quarter ending December 2018	7,333	→
Quarter ending March 2019	7,455	→
Quarter ending June 2019	7,496	→
Quarter ending September 2019	7,614	→
Variance since September 2018	4.4%	↑



ACTIVITY



Adjusted Scheduled Activity (UDA)		
Month	2019	2020
April	0	128
May	2,962	1,797
June	4,270	3,008
July	6,592	5,210
August	7,582	6,475
September	9,170	8,634
October	11,261	
November	12,608	
December	13,856	
January	15,679	
February	17,465	
March	19,887	
April	20,557	
May	22,026	
June	22,025	

QUALITY

	Quantity	Base Number	Contract	AT	Region	England
% of FP17s for the same patient ID Re-attending within 3 months - Children	61	1,407	4.3%	9.4%	11.3%	11.5%
% of FP17s for the same patient ID Re-attending within 3 months - Adults	299	3,086	9.7%	14.0%	14.7%	15.4%
% of FP17s for the same patient ID Re-attending between 3 & 9 months - Children	729	1,407	51.8%	57.4%	60.8%	59.7%
% of FP17s for the same patient ID Re-attending between 3 & 9 months - Adults	1,544	3,086	50.0%	51.1%	52.8%	51.7%
% of FP17s for Band 1 Urgent Courses	281	3,811	7.4%	8.8%	8.2%	9.2%
% of FP17s Relating to Free Repair or Replacements	8	3,811	0.2%	0.7%	0.7%	0.7%
% of FP17s Relating to Continuations	13	3,811	0.3%	0.7%	0.8%	0.8%
% of Patients satisfied with the dentistry they have received	8	8	N/A	94.3%	93.2%	93.5%
% of Patients satisfied with the time they had to wait for an appointment	8	8	N/A	88.6%	88.5%	87.4%

* This is based on patients treated on this contract for their most recent course of treatment. Figures in italics indicate the base number of FP17s or Patient Questionnaire responses are less than 100. N/A is shown where the base number of responses is less than 10 during the period. % is calculated as Quantity/Base number*100

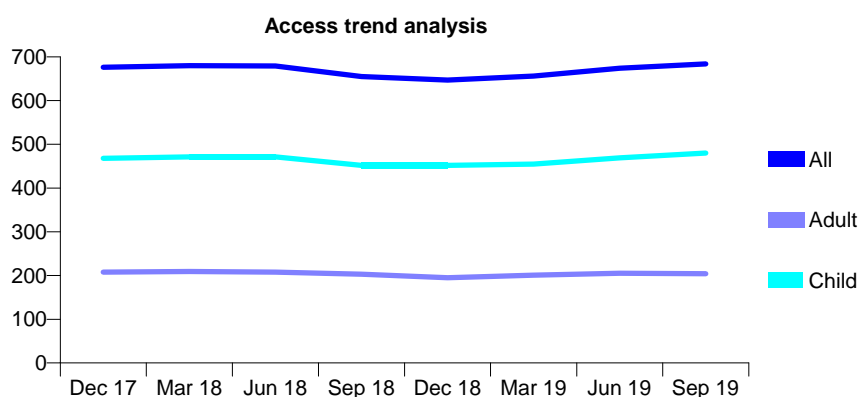
Q57 - Vital Signs At a Glance Contract Report for 261076/0001 - September 2019

Name or company name	MR SA PITT
Contract type name	GDS Contract
Purpose of contract	General
Contract start date	26/07/2006
Contract end date	

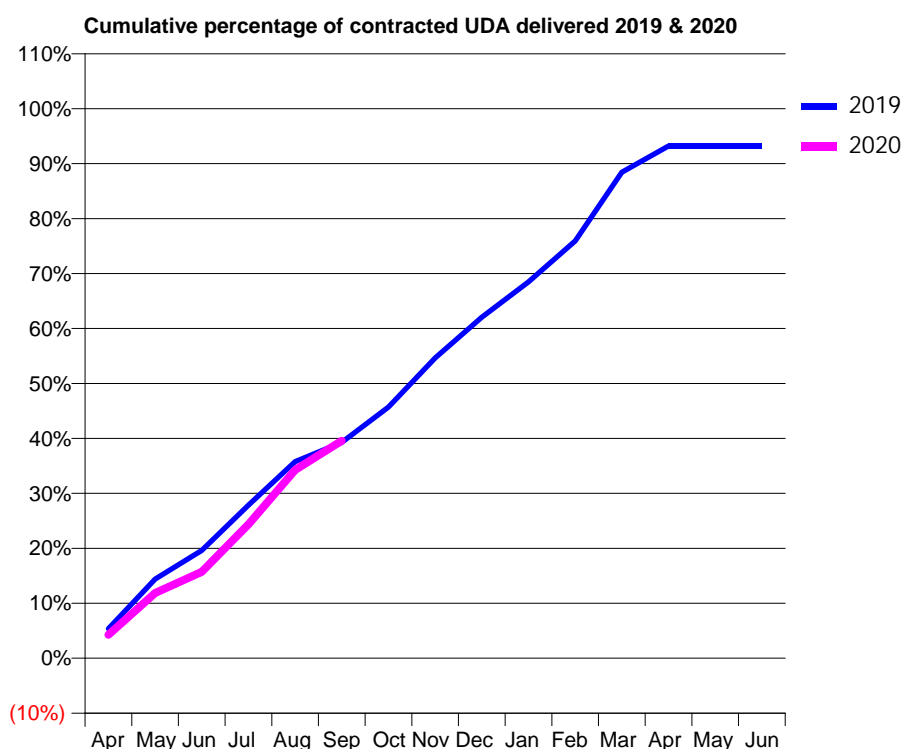
19/20 Contracted general activity (UDA)	1,173
Carry forward general activity (UDA)	0
19/20 Contracted orthodontic activity (UOA)	0
Carry forward orthodontic activity (UOA)	0
Baseline contract value	£26,954.27

ACCESS*

Patients seen in 24 months	Total	Change since previous quarter
Quarter ending September 2018	655	
Quarter ending December 2018	647	↓
Quarter ending March 2019	656	→
Quarter ending June 2019	674	↑
Quarter ending September 2019	684	→
Variance since September 2018	4.4%	↑



ACTIVITY



Month	2019	2020
April	63	50
May	169	139
June	230	184
July	327	286
August	420	402
September	461	464
October	536	
November	641	
December	728	
January	803	
February	891	
March	1,037	
April	1,093	
May	1,093	
June	1,093	

QUALITY

	Quantity	Base Number	Contract	AT	Region	England
% of FP17s for the same patient ID Re-attending within 3 months - Children	13	293	4.4%	9.4%	11.3%	11.5%
% of FP17s for the same patient ID Re-attending within 3 months - Adults	16	75	21.3%	14.0%	14.7%	15.4%
% of FP17s for the same patient ID Re-attending between 3 & 9 months - Children	145	293	49.5%	57.4%	60.8%	59.7%
% of FP17s for the same patient ID Re-attending between 3 & 9 months - Adults	17	75	22.7%	51.1%	52.8%	51.7%
% of FP17s for Band 1 Urgent Courses	6	329	1.8%	8.8%	8.2%	9.2%
% of FP17s Relating to Free Repair or Replacements	0	329	0.0%	0.7%	0.7%	0.7%
% of FP17s Relating to Continuations	8	329	2.4%	0.7%	0.8%	0.8%
% of Patients satisfied with the dentistry they have received	0	0	N/A	94.3%	93.2%	93.5%
% of Patients satisfied with the time they had to wait for an appointment	0	0	N/A	88.6%	88.5%	87.4%

* This is based on patients treated on this contract for their most recent course of treatment.

Figures in italics indicate the base number of FP17s or Patient Questionnaire responses are less than 100. N/A is shown where the base number of responses is less than 10 during the period. % is calculated as Quantity/Base number*100

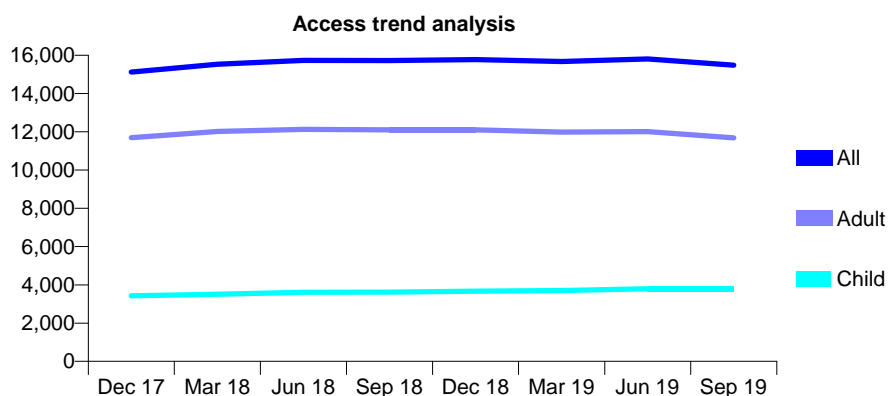
Q57 - Vital Signs At a Glance Contract Report for 268089/0004 - September 2019

Name or company name	Homewood Dental Surgery
Contract type name	GDS Contract
Purpose of contract	General
Contract start date	07/01/2007
Contract end date	

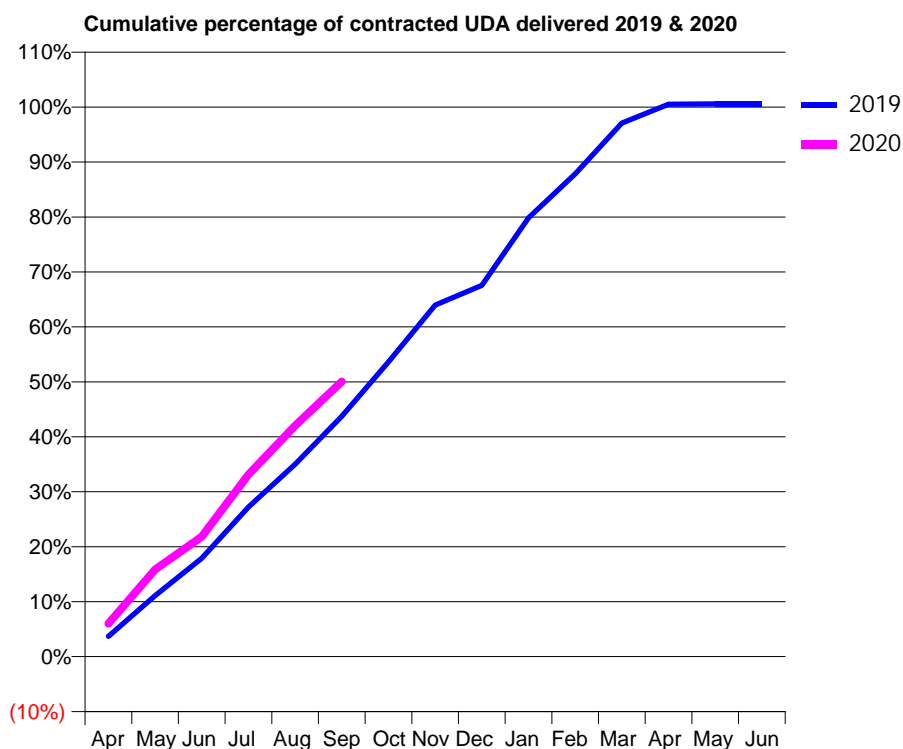
19/20 Contracted general activity (UDA)	28,411
Carry forward general activity (UDA)	-163
19/20 Contracted orthodontic activity (UOA)	0
Carry forward orthodontic activity (UOA)	0
Baseline contract value	£717,969.83

ACCESS*

Patients seen in 24 months	Total	Change since previous quarter
Quarter ending September 2018	15,724	
Quarter ending December 2018	15,775	→
Quarter ending March 2019	15,679	→
Quarter ending June 2019	15,805	→
Quarter ending September 2019	15,479	↓
Variance since September 2018	(1.6%)	↓



ACTIVITY



Month	Adjusted Scheduled Activity (UDA)	
	2019	2020
April	1,052	1,714
May	3,157	4,502
June	5,088	6,205
July	7,733	9,414
August	9,953	11,941
September	12,427	14,221
October	15,234	
November	18,180	
December	19,194	
January	22,680	
February	24,951	
March	27,585	
April	28,561	
May	28,574	
June	28,574	

QUALITY

	Quantity	Base Number	Contract	AT	Region	England
% of FP17s for the same patient ID Re-attending within 3 months - Children	216	2,843	7.6%	9.4%	11.3%	11.5%
% of FP17s for the same patient ID Re-attending within 3 months - Adults	1,127	7,242	15.6%	14.0%	14.7%	15.4%
% of FP17s for the same patient ID Re-attending between 3 & 9 months - Children	1,532	2,843	53.9%	57.4%	60.8%	59.7%
% of FP17s for the same patient ID Re-attending between 3 & 9 months - Adults	2,627	7,242	36.3%	51.1%	52.8%	51.7%
% of FP17s for Band 1 Urgent Courses	1,108	8,569	12.9%	8.8%	8.2%	9.2%
% of FP17s Relating to Free Repair or Replacements	36	8,569	0.4%	0.7%	0.7%	0.7%
% of FP17s Relating to Continuations	11	8,569	0.1%	0.7%	0.8%	0.8%
% of Patients satisfied with the dentistry they have received	4	4	N/A	94.3%	93.2%	93.5%
% of Patients satisfied with the time they had to wait for an appointment	4	4	N/A	88.6%	88.5%	87.4%

* This is based on patients treated on this contract for their most recent course of treatment. Figures in italics indicate the base number of FP17s or Patient Questionnaire responses are less than 100. N/A is shown where the base number of responses is less than 10 during the period. % is calculated as Quantity/Base number*100

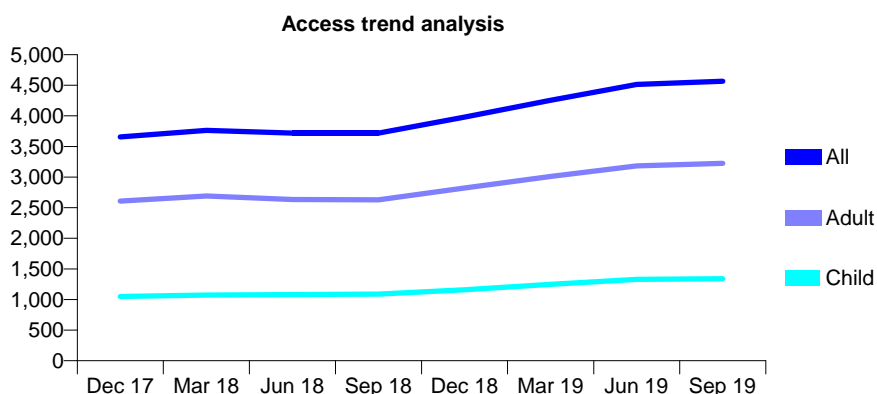
Q57 - Vital Signs At a Glance Contract Report for 270180/0003 - September 2019

Name or company name	Simply Teeth - Stanford Le Hope Partnersh
Contract type name	GDS Contract
Purpose of contract	General
Contract start date	01/01/2014
Contract end date	

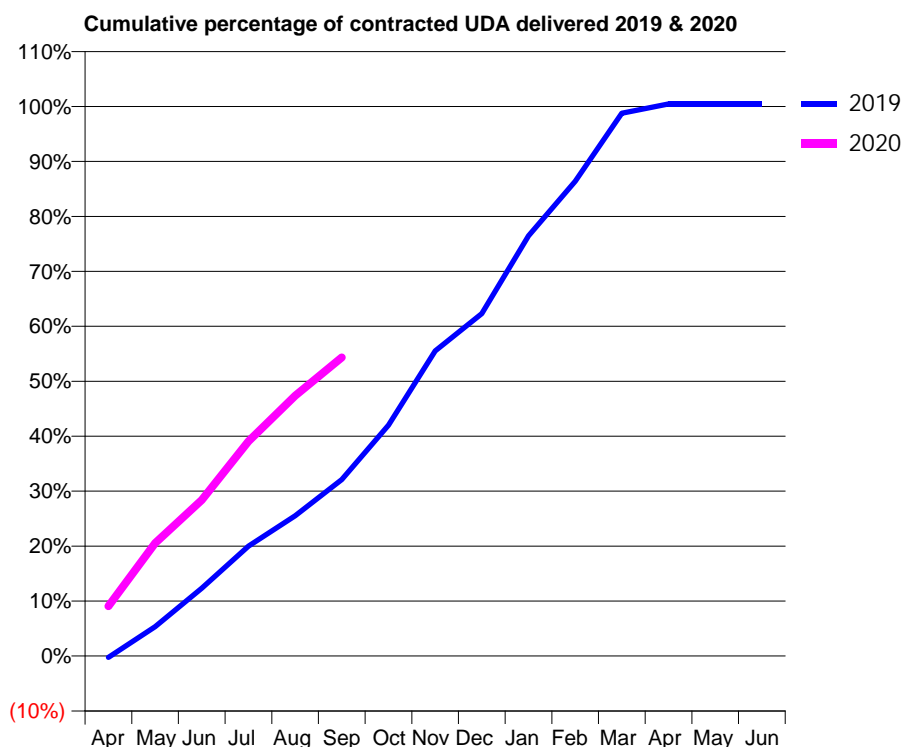
19/20 Contracted general activity (UDA)	11,730
Carry forward general activity (UDA)	-54
19/20 Contracted orthodontic activity (UOA)	0
Carry forward orthodontic activity (UOA)	0
Baseline contract value	£335,155.98

ACCESS*

Patients seen in 24 months	Total	Change since previous quarter
Quarter ending September 2018	3,717	
Quarter ending December 2018	3,982	↑
Quarter ending March 2019	4,256	↑
Quarter ending June 2019	4,512	↑
Quarter ending September 2019	4,565	→
Variance since September 2018	22.8%	↑



ACTIVITY



Month	Adjusted Scheduled Activity (UDA)	
	2019	2020
April	-33	1,065
May	627	2,411
June	1,448	3,329
July	2,346	4,585
August	2,996	5,558
September	3,768	6,373
October	4,928	
November	6,515	
December	7,308	
January	8,967	
February	10,133	
March	11,587	
April	11,783	
May	11,784	
June	11,784	

QUALITY

	Quantity	Base Number	Contract	AT	Region	England
% of FP17s for the same patient ID Re-attending within 3 months - Children	79	1,002	7.9%	9.4%	11.3%	11.5%
% of FP17s for the same patient ID Re-attending within 3 months - Adults	266	1,995	13.3%	14.0%	14.7%	15.4%
% of FP17s for the same patient ID Re-attending between 3 & 9 months - Children	501	1,002	50.0%	57.4%	60.8%	59.7%
% of FP17s for the same patient ID Re-attending between 3 & 9 months - Adults	804	1,995	40.3%	51.1%	52.8%	51.7%
% of FP17s for Band 1 Urgent Courses	211	2,683	7.9%	8.8%	8.2%	9.2%
% of FP17s Relating to Free Repair or Replacements	9	2,683	0.3%	0.7%	0.7%	0.7%
% of FP17s Relating to Continuations	52	2,683	1.9%	0.7%	0.8%	0.8%
% of Patients satisfied with the dentistry they have received	2	2	N/A	94.3%	93.2%	93.5%
% of Patients satisfied with the time they had to wait for an appointment	2	2	N/A	88.6%	88.5%	87.4%

* This is based on patients treated on this contract for their most recent course of treatment.

Figures in italics indicate the base number of FP17s or Patient Questionnaire responses are less than 100. N/A is shown where the base number of responses is less than 10 during the period. % is calculated as Quantity/Base number*100

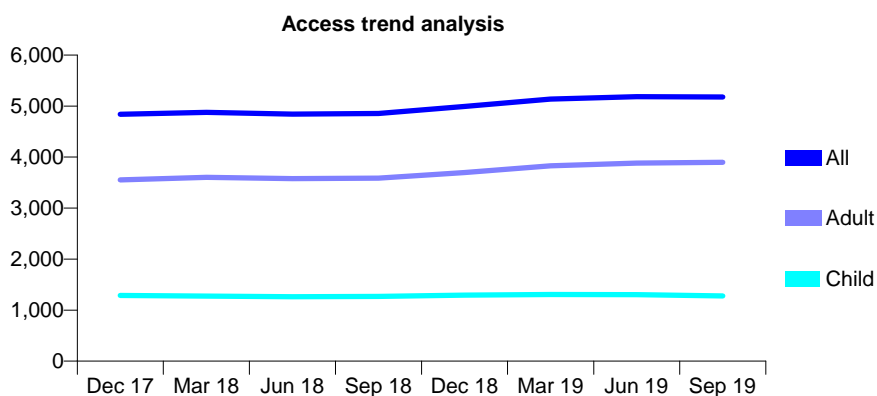
Q57 - Vital Signs At a Glance Contract Report for 270938/0001 - September 2019

Name or company name	MR A ZACHARATOS
Contract type name	GDS Contract
Purpose of contract	General
Contract start date	01/04/2006
Contract end date	

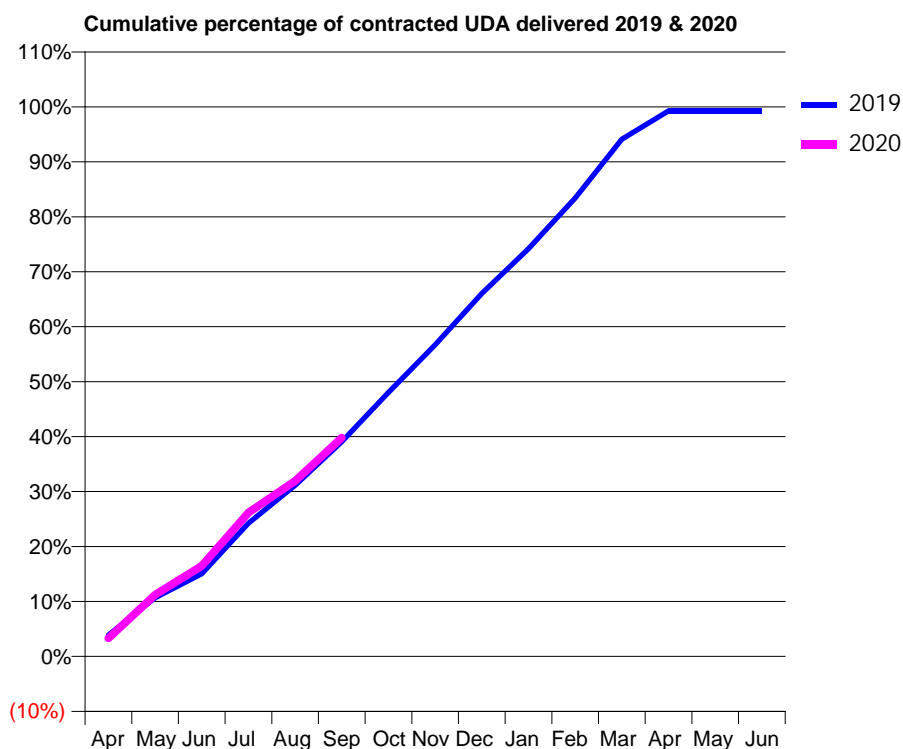
19/20 Contracted general activity (UDA)	12,002
Carry forward general activity (UDA)	89
19/20 Contracted orthodontic activity (UOA)	0
Carry forward orthodontic activity (UOA)	0
Baseline contract value	£378,022.81

ACCESS*

Patients seen in 24 months	Total	Change since previous quarter
Quarter ending September 2018	4,855	
Quarter ending December 2018	4,992	↑
Quarter ending March 2019	5,135	↑
Quarter ending June 2019	5,183	→
Quarter ending September 2019	5,179	→
Variance since September 2018	6.7%	↑



ACTIVITY



Month	Adjusted Scheduled Activity (UDA)	
	2019	2020
April	467	398
May	1,279	1,348
June	1,807	1,975
July	2,912	3,142
August	3,737	3,835
September	4,691	4,774
October	5,764	
November	6,808	
December	7,927	
January	8,906	
February	10,013	
March	11,295	
April	11,913	
May	11,913	
June	11,913	

QUALITY

	Quantity	Base Number	Contract	AT	Region	England
% of FP17s for the same patient ID Re-attending within 3 months - Children	43	845	5.1%	9.4%	11.3%	11.5%
% of FP17s for the same patient ID Re-attending within 3 months - Adults	245	2,182	11.2%	14.0%	14.7%	15.4%
% of FP17s for the same patient ID Re-attending between 3 & 9 months - Children	444	845	52.5%	57.4%	60.8%	59.7%
% of FP17s for the same patient ID Re-attending between 3 & 9 months - Adults	858	2,182	39.3%	51.1%	52.8%	51.7%
% of FP17s for Band 1 Urgent Courses	114	2,761	4.1%	8.8%	8.2%	9.2%
% of FP17s Relating to Free Repair or Replacements	15	2,761	0.5%	0.7%	0.7%	0.7%
% of FP17s Relating to Continuations	42	2,761	1.5%	0.7%	0.8%	0.8%
% of Patients satisfied with the dentistry they have received	5	5	N/A	94.3%	93.2%	93.5%
% of Patients satisfied with the time they had to wait for an appointment	5	5	N/A	88.6%	88.5%	87.4%

* This is based on patients treated on this contract for their most recent course of treatment. Figures in italics indicate the base number of FP17s or Patient Questionnaire responses are less than 100. N/A is shown where the base number of responses is less than 10 during the period. % is calculated as Quantity/Base number*100

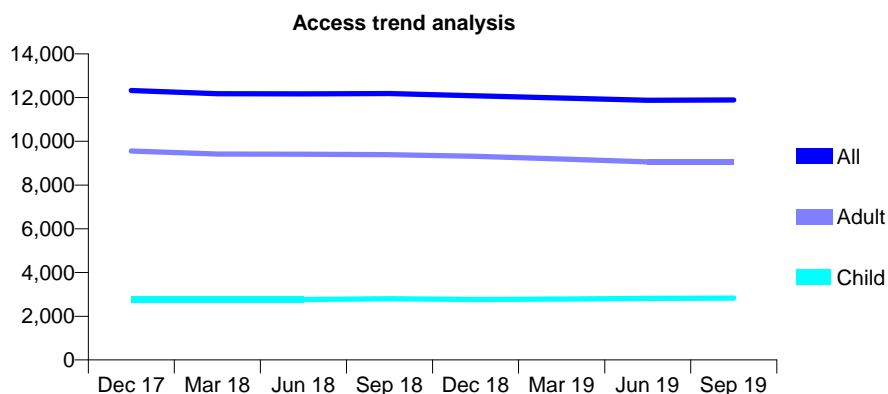
Q57 - Vital Signs At a Glance Contract Report for 271187/0003 - September 2019

Name or company name	Harlow Dental Surgery
Contract type name	GDS Contract
Purpose of contract	General
Contract start date	01/04/2015
Contract end date	

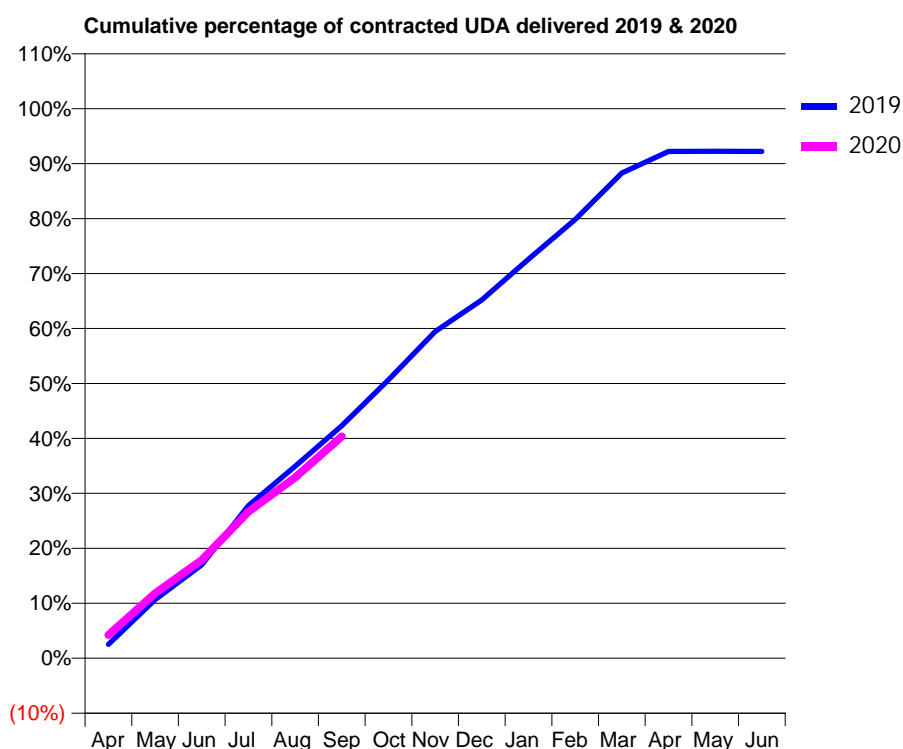
19/20 Contracted general activity (UDA)	36,237
Carry forward general activity (UDA)	0
19/20 Contracted orthodontic activity (UOA)	0
Carry forward orthodontic activity (UOA)	0
Baseline contract value	£833,200.29

ACCESS*

Patients seen in 24 months	Total	Change since previous quarter
Quarter ending September 2018	12,188	
Quarter ending December 2018	12,082	→
Quarter ending March 2019	11,976	→
Quarter ending June 2019	11,877	→
Quarter ending September 2019	11,891	→
Variance since September 2018	(2.4%)	↓



ACTIVITY



Month	2019	2020
April	922	1,532
May	3,874	4,281
June	6,160	6,474
July	10,067	9,664
August	12,658	11,918
September	15,335	14,624
October	18,354	
November	21,552	
December	23,624	
January	26,311	
February	28,933	
March	31,998	
April	33,422	
May	33,427	
June	33,413	

QUALITY

	Quantity	Base Number	Contract	AT	Region	England
% of FP17s for the same patient ID Re-attending within 3 months - Children	204	2,141	9.5%	9.4%	11.3%	11.5%
% of FP17s for the same patient ID Re-attending within 3 months - Adults	957	6,268	15.3%	14.0%	14.7%	15.4%
% of FP17s for the same patient ID Re-attending between 3 & 9 months - Children	1,135	2,141	53.0%	57.4%	60.8%	59.7%
% of FP17s for the same patient ID Re-attending between 3 & 9 months - Adults	3,297	6,268	52.6%	51.1%	52.8%	51.7%
% of FP17s for Band 1 Urgent Courses	789	7,355	10.7%	8.8%	8.2%	9.2%
% of FP17s Relating to Free Repair or Replacements	85	7,355	1.2%	0.7%	0.7%	0.7%
% of FP17s Relating to Continuations	42	7,355	0.6%	0.7%	0.8%	0.8%
% of Patients satisfied with the dentistry they have received	7	7	N/A	94.3%	93.2%	93.5%
% of Patients satisfied with the time they had to wait for an appointment	7	7	N/A	88.6%	88.5%	87.4%

* This is based on patients treated on this contract for their most recent course of treatment.

Figures in italics indicate the base number of FP17s or Patient Questionnaire responses are less than 100. N/A is shown where the base number of responses is less than 10 during the period. % is calculated as Quantity/Base number*100

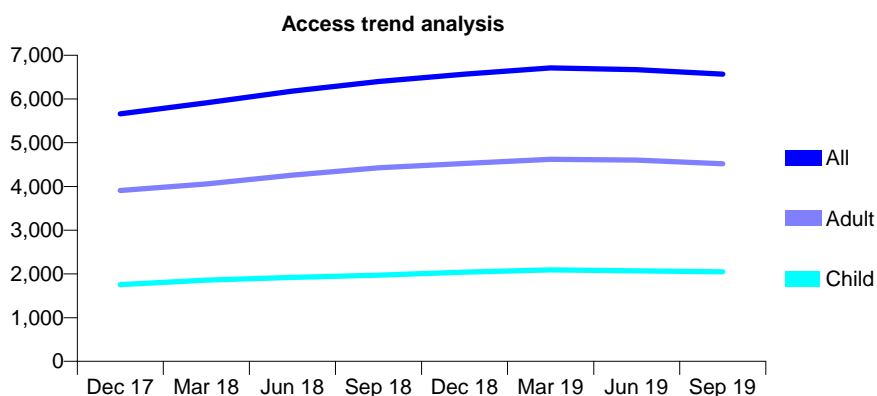
Q57 - Vital Signs At a Glance Contract Report for 273090/0001 - September 2019

Name or company name	MR I ABDUL-GHANI
Contract type name	GDS Contract
Purpose of contract	General
Contract start date	01/12/2006
Contract end date	

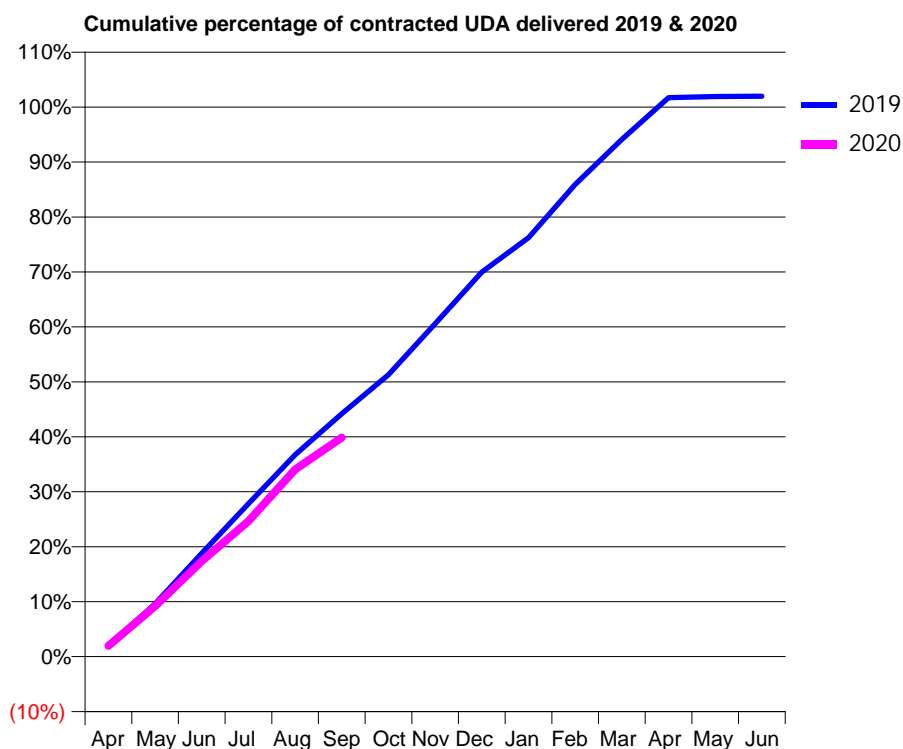
19/20 Contracted general activity (UDA)	14,500
Carry forward general activity (UDA)	-287
19/20 Contracted orthodontic activity (UOA)	0
Carry forward orthodontic activity (UOA)	0
Baseline contract value	£362,119.50

ACCESS*

Patients seen in 24 months	Total	Change since previous quarter
Quarter ending September 2018	6,401	
Quarter ending December 2018	6,567	↑
Quarter ending March 2019	6,712	↑
Quarter ending June 2019	6,669	→
Quarter ending September 2019	6,569	↓
Variance since September 2018	2.6%	↑



ACTIVITY



Month	Adjusted Scheduled Activity (UDA)	
	2019	2020
April	286	287
May	1,394	1,332
June	2,726	2,521
July	4,033	3,574
August	5,324	4,938
September	6,411	5,778
October	7,440	
November	8,783	
December	10,146	
January	11,056	
February	12,457	
March	13,644	
April	14,748	
May	14,776	
June	14,787	

QUALITY

	Quantity	Base Number	Contract	AT	Region	England
% of FP17s for the same patient ID Re-attending within 3 months - Children	155	1,384	11.2%	9.4%	11.3%	11.5%
% of FP17s for the same patient ID Re-attending within 3 months - Adults	328	2,783	11.8%	14.0%	14.7%	15.4%
% of FP17s for the same patient ID Re-attending between 3 & 9 months - Children	631	1,384	45.6%	57.4%	60.8%	59.7%
% of FP17s for the same patient ID Re-attending between 3 & 9 months - Adults	1,337	2,783	48.0%	51.1%	52.8%	51.7%
% of FP17s for Band 1 Urgent Courses	230	3,480	6.6%	8.8%	8.2%	9.2%
% of FP17s Relating to Free Repair or Replacements	8	3,480	0.2%	0.7%	0.7%	0.7%
% of FP17s Relating to Continuations	14	3,480	0.4%	0.7%	0.8%	0.8%
% of Patients satisfied with the dentistry they have received	5	5	N/A	94.3%	93.2%	93.5%
% of Patients satisfied with the time they had to wait for an appointment	5	5	N/A	88.6%	88.5%	87.4%

* This is based on patients treated on this contract for their most recent course of treatment. Figures in italics indicate the base number of FP17s or Patient Questionnaire responses are less than 100. N/A is shown where the base number of responses is less than 10 during the period. % is calculated as Quantity/Base number*100

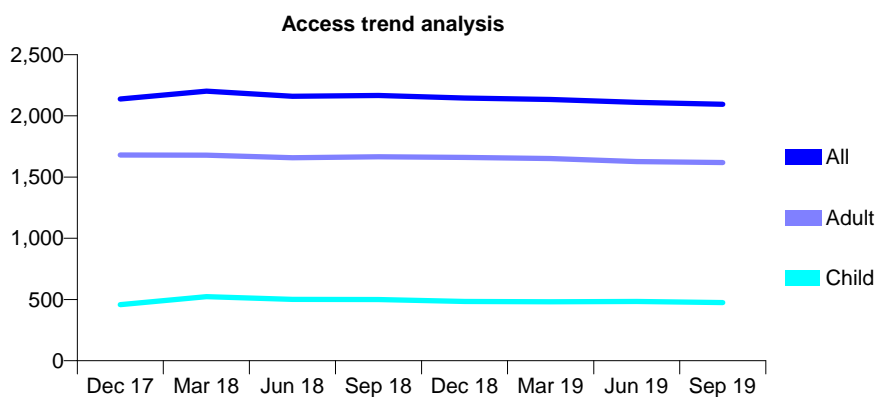
Q57 - Vital Signs At a Glance Contract Report for 274968/0001 - September 2019

Name or company name	Dental Surgery
Contract type name	GDS Contract
Purpose of contract	General
Contract start date	26/12/2010
Contract end date	

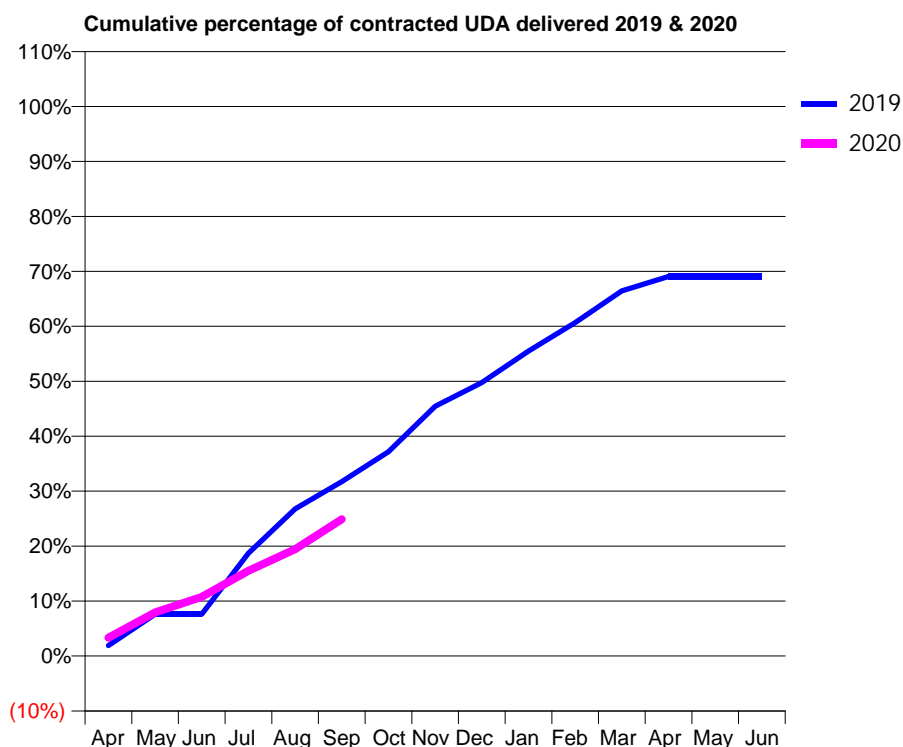
19/20 Contracted general activity (UDA)	8,488
Carry forward general activity (UDA)	0
19/20 Contracted orthodontic activity (UOA)	0
Carry forward orthodontic activity (UOA)	0
Baseline contract value	£183,673.86

ACCESS*

Patients seen in 24 months	Total	Change since previous quarter
Quarter ending September 2018	2,166	
Quarter ending December 2018	2,145	→
Quarter ending March 2019	2,134	→
Quarter ending June 2019	2,111	↓
Quarter ending September 2019	2,095	→
Variance since September 2018	(3.3%)	↓



ACTIVITY



Month	Adjusted Scheduled Activity (UDA)	
	2019	2020
April	162	284
May	648	674
June	648	914
July	1,589	1,317
August	2,273	1,651
September	2,692	2,112
October	3,156	
November	3,857	
December	4,224	
January	4,710	
February	5,151	
March	5,641	
April	5,862	
May	5,862	
June	5,862	

QUALITY

	Quantity	Base Number	Contract	AT	Region	England
% of FP17s for the same patient ID Re-attending within 3 months - Children	22	315	7.0%	9.4%	11.3%	11.5%
% of FP17s for the same patient ID Re-attending within 3 months - Adults	93	908	10.2%	14.0%	14.7%	15.4%
% of FP17s for the same patient ID Re-attending between 3 & 9 months - Children	190	315	60.3%	57.4%	60.8%	59.7%
% of FP17s for the same patient ID Re-attending between 3 & 9 months - Adults	444	908	48.9%	51.1%	52.8%	51.7%
% of FP17s for Band 1 Urgent Courses	100	1,150	8.7%	8.8%	8.2%	9.2%
% of FP17s Relating to Free Repair or Replacements	5	1,150	0.4%	0.7%	0.7%	0.7%
% of FP17s Relating to Continuations	1	1,150	0.1%	0.7%	0.8%	0.8%
% of Patients satisfied with the dentistry they have received	0	1	N/A	94.3%	93.2%	93.5%
% of Patients satisfied with the time they had to wait for an appointment	0	1	N/A	88.6%	88.5%	87.4%

* This is based on patients treated on this contract for their most recent course of treatment. Figures in italics indicate the base number of FP17s or Patient Questionnaire responses are less than 100. N/A is shown where the base number of responses is less than 10 during the period. % is calculated as Quantity/Base number*100

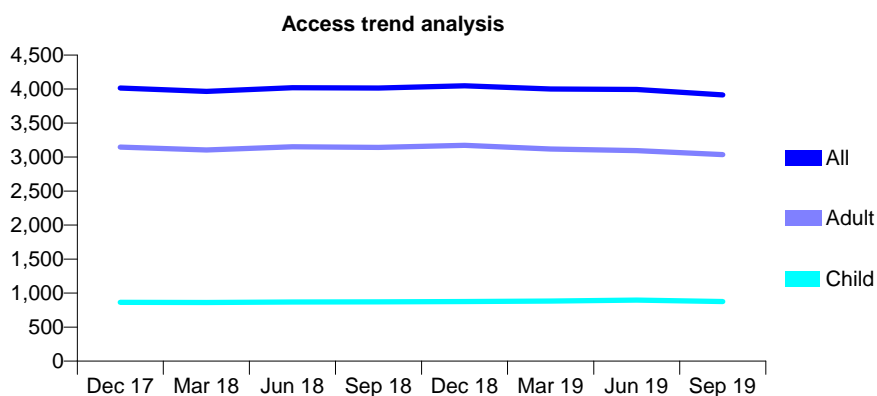
Q57 - Vital Signs At a Glance Contract Report for 277371/0004 - September 2019

Name or company name	MRS K SIVAGURUNATHAN
Contract type name	GDS Contract
Purpose of contract	General
Contract start date	01/07/2013
Contract end date	

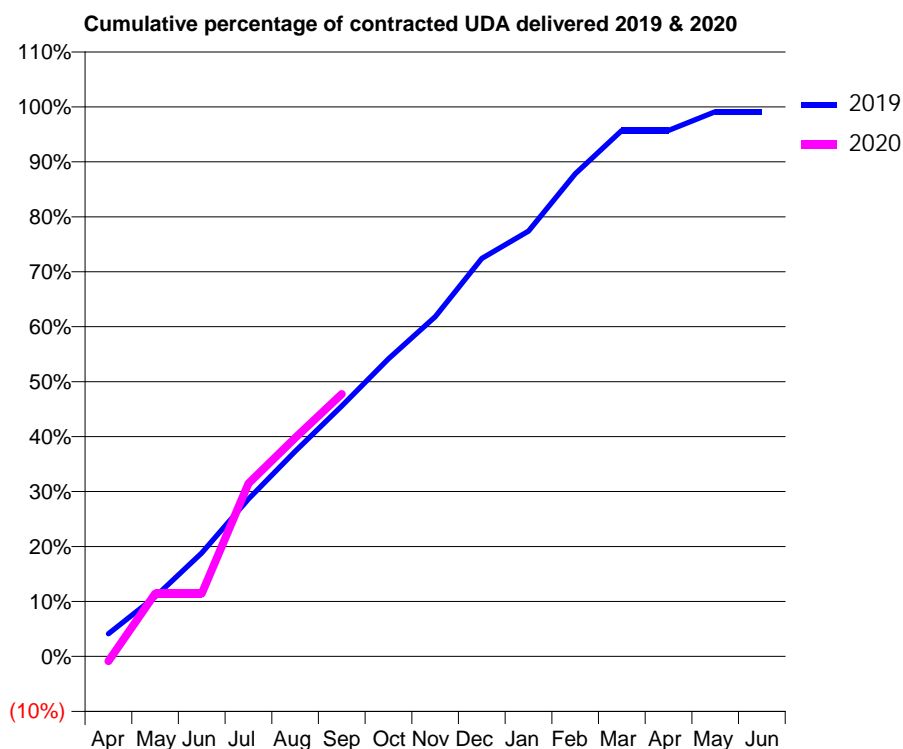
19/20 Contracted general activity (UDA)	8,081
Carry forward general activity (UDA)	71
19/20 Contracted orthodontic activity (UOA)	0
Carry forward orthodontic activity (UOA)	0
Baseline contract value	£258,387.12

ACCESS*

Patients seen in 24 months	Total	Change since previous quarter
Quarter ending September 2018	4,015	
Quarter ending December 2018	4,049	→
Quarter ending March 2019	4,001	↓
Quarter ending June 2019	3,993	→
Quarter ending September 2019	3,914	↓
Variance since September 2018	(2.5%)	↓



ACTIVITY



Month	Adjusted Scheduled Activity (UDA)	
	2019	2020
April	332	-71
May	878	925
June	1,522	925
July	2,316	2,543
August	3,016	3,212
September	3,683	3,858
October	4,376	
November	4,995	
December	5,853	
January	6,254	
February	7,097	
March	7,736	
April	7,736	
May	8,010	
June	8,010	

QUALITY

	Quantity	Base Number	Contract	AT	Region	England
% of FP17s for the same patient ID Re-attending within 3 months - Children	69	723	9.5%	9.4%	11.3%	11.5%
% of FP17s for the same patient ID Re-attending within 3 months - Adults	181	1,726	10.5%	14.0%	14.7%	15.4%
% of FP17s for the same patient ID Re-attending between 3 & 9 months - Children	438	723	60.6%	57.4%	60.8%	59.7%
% of FP17s for the same patient ID Re-attending between 3 & 9 months - Adults	591	1,726	34.2%	51.1%	52.8%	51.7%
% of FP17s for Band 1 Urgent Courses	186	2,257	8.2%	8.8%	8.2%	9.2%
% of FP17s Relating to Free Repair or Replacements	14	2,257	0.6%	0.7%	0.7%	0.7%
% of FP17s Relating to Continuations	33	2,257	1.5%	0.7%	0.8%	0.8%
% of Patients satisfied with the dentistry they have received	1	1	N/A	94.3%	93.2%	93.5%
% of Patients satisfied with the time they had to wait for an appointment	1	1	N/A	88.6%	88.5%	87.4%

* This is based on patients treated on this contract for their most recent course of treatment. Figures in italics indicate the base number of FP17s or Patient Questionnaire responses are less than 100. N/A is shown where the base number of responses is less than 10 during the period. % is calculated as Quantity/Base number*100

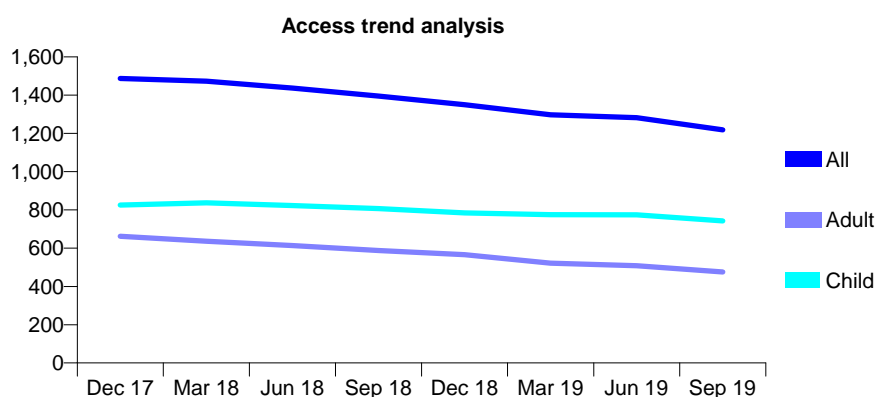
Q57 - Vital Signs At a Glance Contract Report for 304042/0001 - September 2019

Name or company name	Miss N Jayasuriya
Contract type name	GDS Contract
Purpose of contract	General
Contract start date	01/04/2006
Contract end date	

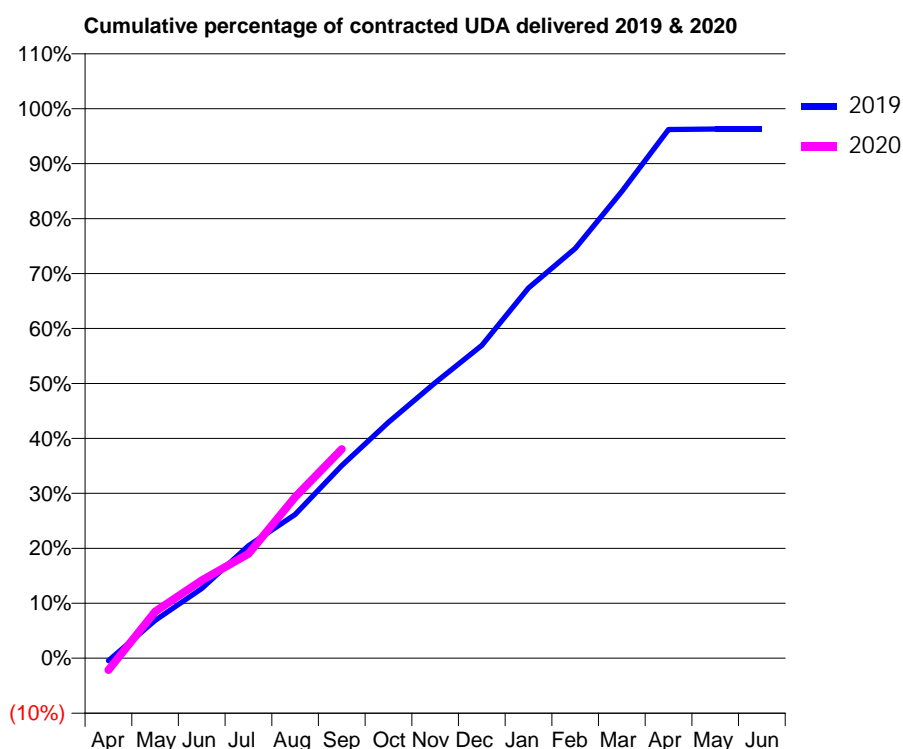
19/20 Contracted general activity (UDA)	3,000
Carry forward general activity (UDA)	111
19/20 Contracted orthodontic activity (UOA)	0
Carry forward orthodontic activity (UOA)	0
Baseline contract value	£76,642.05

ACCESS*

Patients seen in 24 months	Total	Change since previous quarter
Quarter ending September 2018	1,395	
Quarter ending December 2018	1,350	↓
Quarter ending March 2019	1,297	↓
Quarter ending June 2019	1,282	↓
Quarter ending September 2019	1,218	↓
Variance since September 2018	(12.7%)	↓



ACTIVITY



Month	2019	2020
April	-14	-65
May	206	255
June	380	426
July	614	570
August	785	881
September	1,052	1,142
October	1,288	
November	1,504	
December	1,707	
January	2,022	
February	2,237	
March	2,548	
April	2,886	
May	2,889	
June	2,889	

QUALITY

	Quantity	Base Number	Contract	AT	Region	England
% of FP17s for the same patient ID Re-attending within 3 months - Children	42	562	7.5%	9.4%	11.3%	11.5%
% of FP17s for the same patient ID Re-attending within 3 months - Adults	45	268	16.8%	14.0%	14.7%	15.4%
% of FP17s for the same patient ID Re-attending between 3 & 9 months - Children	344	562	61.2%	57.4%	60.8%	59.7%
% of FP17s for the same patient ID Re-attending between 3 & 9 months - Adults	127	268	47.4%	51.1%	52.8%	51.7%
% of FP17s for Band 1 Urgent Courses	61	675	9.0%	8.8%	8.2%	9.2%
% of FP17s Relating to Free Repair or Replacements	7	675	1.0%	0.7%	0.7%	0.7%
% of FP17s Relating to Continuations	10	675	1.5%	0.7%	0.8%	0.8%
% of Patients satisfied with the dentistry they have received	0	0	N/A	94.3%	93.2%	93.5%
% of Patients satisfied with the time they had to wait for an appointment	0	0	N/A	88.6%	88.5%	87.4%

* This is based on patients treated on this contract for their most recent course of treatment.

Figures in italics indicate the base number of FP17s or Patient Questionnaire responses are less than 100. N/A is shown where the base number of responses is less than 10 during the period. % is calculated as Quantity/Base number*100

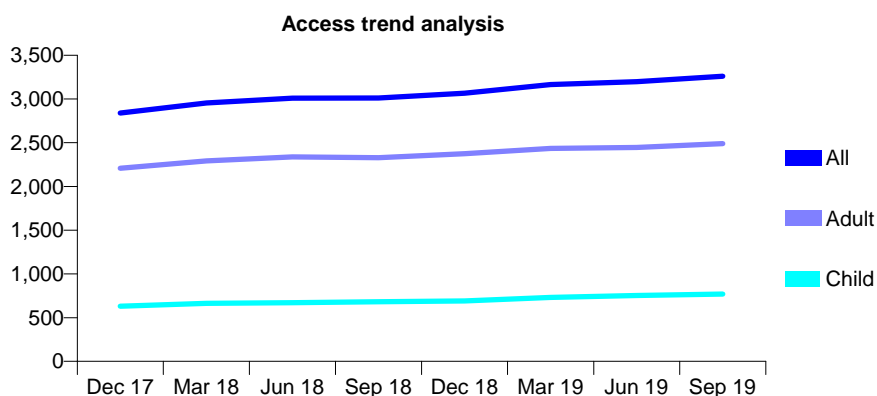
Q57 - Vital Signs At a Glance Contract Report for 305537/0001 - September 2019

Name or company name	Dental Smiles Chelmsford Partnership
Contract type name	GDS Contract
Purpose of contract	General
Contract start date	01/04/2006
Contract end date	

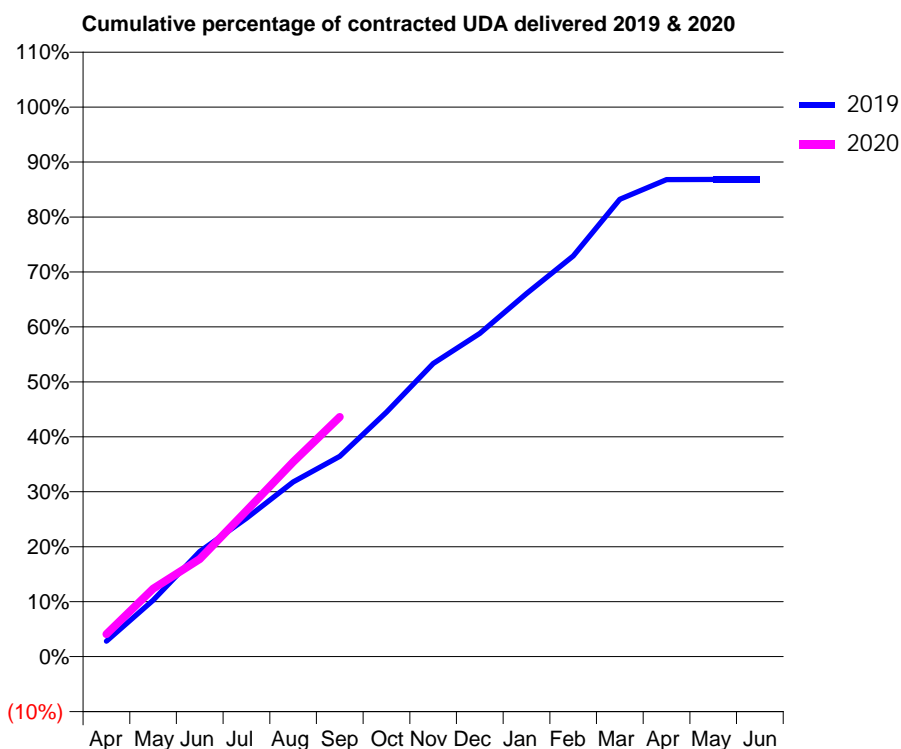
19/20 Contracted general activity (UDA)	7,583
Carry forward general activity (UDA)	0
19/20 Contracted orthodontic activity (UOA)	0
Carry forward orthodontic activity (UOA)	0
Baseline contract value	£171,952.31

ACCESS*

Patients seen in 24 months	Total	Change since previous quarter
Quarter ending September 2018	3,011	
Quarter ending December 2018	3,066	→
Quarter ending March 2019	3,166	↑
Quarter ending June 2019	3,199	→
Quarter ending September 2019	3,260	→
Variance since September 2018	8.3%	↑



ACTIVITY



Month	Adjusted Scheduled Activity (UDA)	
	2019	2020
April	213	310
May	779	938
June	1,451	1,347
July	1,910	2,012
August	2,409	2,688
September	2,765	3,308
October	3,374	
November	4,043	
December	4,460	
January	5,009	
February	5,528	
March	6,312	
April	6,582	
May	6,584	
June	6,585	

QUALITY

	Quantity	Base Number	Contract	AT	Region	England
% of FP17s for the same patient ID Re-attending within 3 months - Children	69	675	10.2%	9.4%	11.3%	11.5%
% of FP17s for the same patient ID Re-attending within 3 months - Adults	218	1,393	15.6%	14.0%	14.7%	15.4%
% of FP17s for the same patient ID Re-attending between 3 & 9 months - Children	384	675	56.9%	57.4%	60.8%	59.7%
% of FP17s for the same patient ID Re-attending between 3 & 9 months - Adults	686	1,393	49.2%	51.1%	52.8%	51.7%
% of FP17s for Band 1 Urgent Courses	133	1,654	8.0%	8.8%	8.2%	9.2%
% of FP17s Relating to Free Repair or Replacements	0	1,654	0.0%	0.7%	0.7%	0.7%
% of FP17s Relating to Continuations	27	1,654	1.6%	0.7%	0.8%	0.8%
% of Patients satisfied with the dentistry they have received	0	0	N/A	94.3%	93.2%	93.5%
% of Patients satisfied with the time they had to wait for an appointment	0	0	N/A	88.6%	88.5%	87.4%

* This is based on patients treated on this contract for their most recent course of treatment. Figures in italics indicate the base number of FP17s or Patient Questionnaire responses are less than 100. N/A is shown where the base number of responses is less than 10 during the period. % is calculated as Quantity/Base number*100

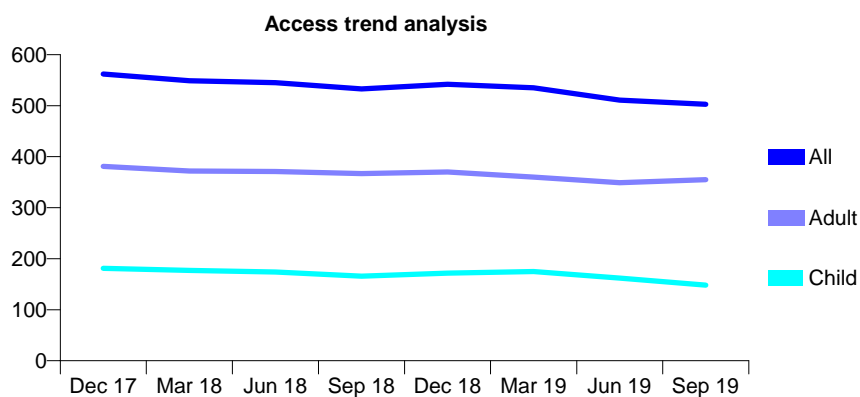
Q57 - Vital Signs At a Glance Contract Report for 306207/0001 - September 2019

Name or company name	The Cosmetic Dental Studio
Contract type name	GDS Contract
Purpose of contract	General
Contract start date	01/04/2006
Contract end date	

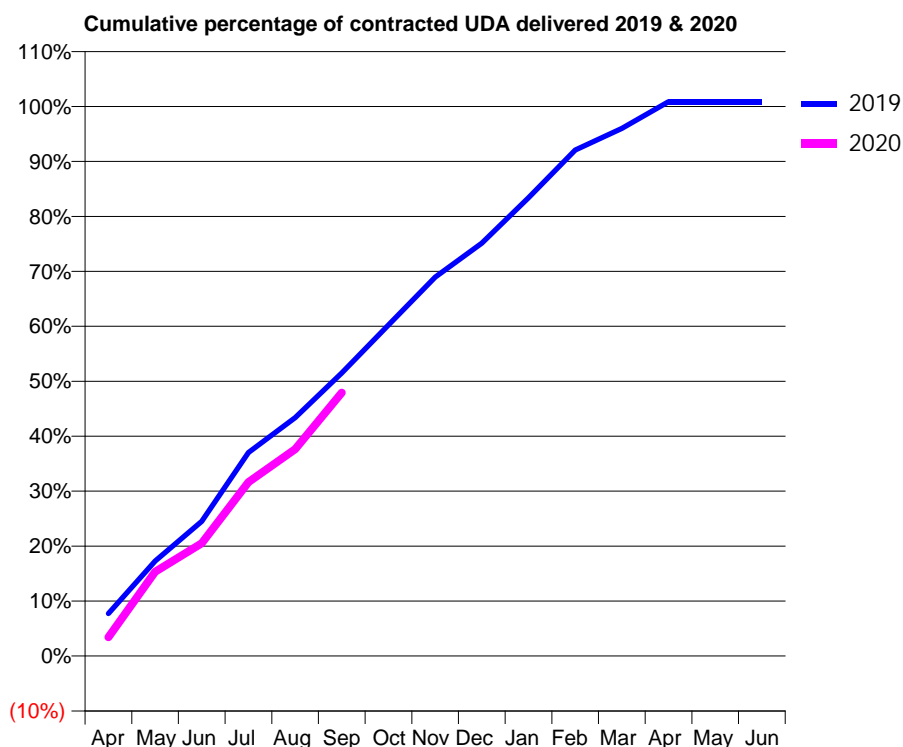
19/20 Contracted general activity (UDA)	1,400
Carry forward general activity (UDA)	-12
19/20 Contracted orthodontic activity (UOA)	0
Carry forward orthodontic activity (UOA)	0
Baseline contract value	£44,097.94

ACCESS*

Patients seen in 24 months	Total	Change since previous quarter
Quarter ending September 2018	533	
Quarter ending December 2018	542	→
Quarter ending March 2019	535	↓
Quarter ending June 2019	511	↓
Quarter ending September 2019	503	↓
Variance since September 2018	(5.6%)	↓



ACTIVITY



Month	Adjusted Scheduled Activity (UDA)	
	2019	2020
April	108	48
May	242	214
June	343	287
July	518	443
August	607	527
September	721	671
October	843	
November	965	
December	1,052	
January	1,168	
February	1,289	
March	1,344	
April	1,412	
May	1,412	
June	1,412	

QUALITY

	Quantity	Base Number	Contract	AT	Region	England
% of FP17s for the same patient ID Re-attending within 3 months - Children	14	142	9.9%	9.4%	11.3%	11.5%
% of FP17s for the same patient ID Re-attending within 3 months - Adults	34	292	11.6%	14.0%	14.7%	15.4%
% of FP17s for the same patient ID Re-attending between 3 & 9 months - Children	109	142	76.8%	57.4%	60.8%	59.7%
% of FP17s for the same patient ID Re-attending between 3 & 9 months - Adults	220	292	75.3%	51.1%	52.8%	51.7%
% of FP17s for Band 1 Urgent Courses	9	402	2.2%	8.8%	8.2%	9.2%
% of FP17s Relating to Free Repair or Replacements	0	402	0.0%	0.7%	0.7%	0.7%
% of FP17s Relating to Continuations	14	402	3.5%	0.7%	0.8%	0.8%
% of Patients satisfied with the dentistry they have received	1	1	N/A	94.3%	93.2%	93.5%
% of Patients satisfied with the time they had to wait for an appointment	1	1	N/A	88.6%	88.5%	87.4%

* This is based on patients treated on this contract for their most recent course of treatment. Figures in italics indicate the base number of FP17s or Patient Questionnaire responses are less than 100. N/A is shown where the base number of responses is less than 10 during the period. % is calculated as Quantity/Base number*100

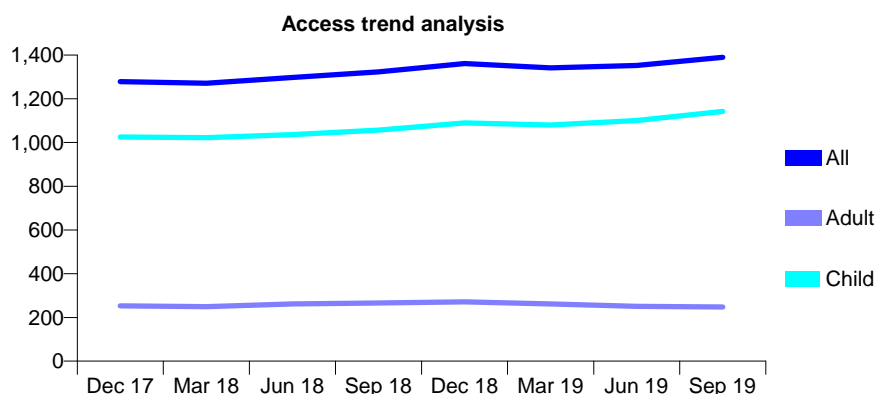
Q57 - Vital Signs At a Glance Contract Report for 306207/0002 - September 2019

Name or company name	The Cosmetic Dental Studio
Contract type name	GDS Contract
Purpose of contract	General
Contract start date	01/04/2006
Contract end date	

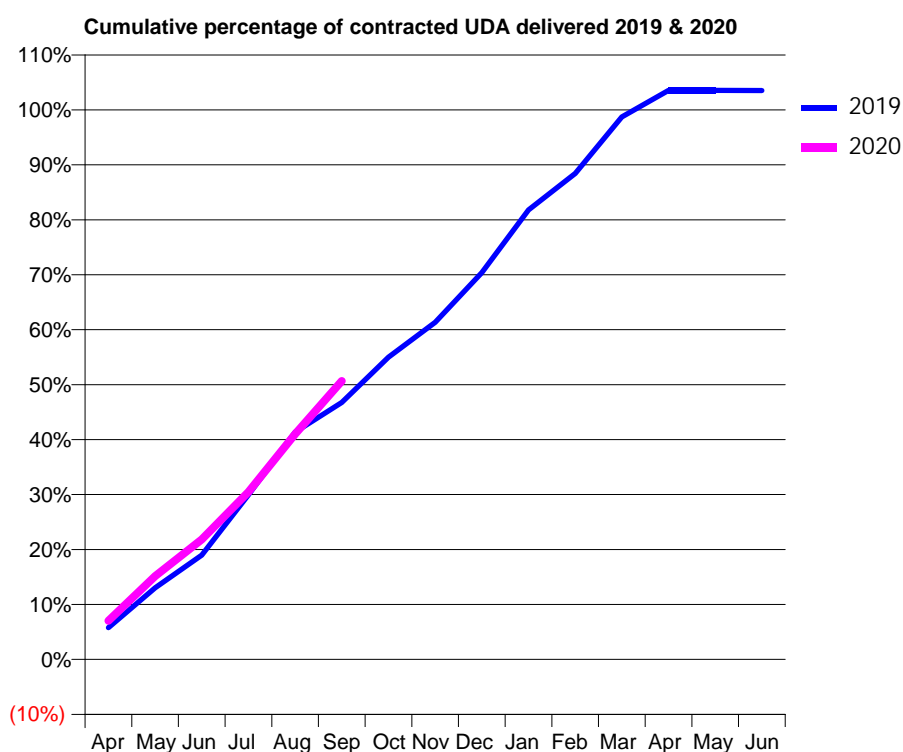
19/20 Contracted general activity (UDA)	3,000
Carry forward general activity (UDA)	-60
19/20 Contracted orthodontic activity (UOA)	0
Carry forward orthodontic activity (UOA)	0
Baseline contract value	£87,243.42

ACCESS*

Patients seen in 24 months	Total	Change since previous quarter
Quarter ending September 2018	1,323	
Quarter ending December 2018	1,361	↑
Quarter ending March 2019	1,342	↓
Quarter ending June 2019	1,352	→
Quarter ending September 2019	1,390	↑
Variance since September 2018	5.1%	↑



ACTIVITY



Month	2019	2020
April	173	210
May	391	455
June	569	655
July	899	915
August	1,241	1,231
September	1,402	1,520
October	1,650	
November	1,841	
December	2,111	
January	2,453	
February	2,652	
March	2,961	
April	3,106	
May	3,106	
June	3,105	

QUALITY

	Quantity	Base Number	Contract	AT	Region	England
% of FP17s for the same patient ID Re-attending within 3 months - Children	87	1,194	7.3%	9.4%	11.3%	11.5%
% of FP17s for the same patient ID Re-attending within 3 months - Adults	2	106	1.9%	14.0%	14.7%	15.4%
% of FP17s for the same patient ID Re-attending between 3 & 9 months - Children	850	1,194	71.2%	57.4%	60.8%	59.7%
% of FP17s for the same patient ID Re-attending between 3 & 9 months - Adults	75	106	70.8%	51.1%	52.8%	51.7%
% of FP17s for Band 1 Urgent Courses	64	1,190	5.4%	8.8%	8.2%	9.2%
% of FP17s Relating to Free Repair or Replacements	0	1,190	0.0%	0.7%	0.7%	0.7%
% of FP17s Relating to Continuations	12	1,190	1.0%	0.7%	0.8%	0.8%
% of Patients satisfied with the dentistry they have received	0	0	N/A	94.3%	93.2%	93.5%
% of Patients satisfied with the time they had to wait for an appointment	0	0	N/A	88.6%	88.5%	87.4%

* This is based on patients treated on this contract for their most recent course of treatment. Figures in italics indicate the base number of FP17s or Patient Questionnaire responses are less than 100. N/A is shown where the base number of responses is less than 10 during the period. % is calculated as Quantity/Base number*100

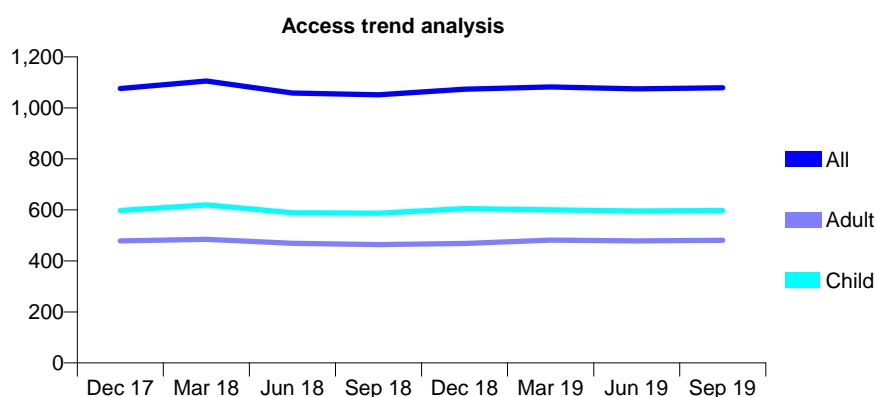
Q57 - Vital Signs At a Glance Contract Report for 320536/0001 - September 2019

Name or company name	MR CY HUANG
Contract type name	GDS Contract
Purpose of contract	General
Contract start date	01/04/2006
Contract end date	

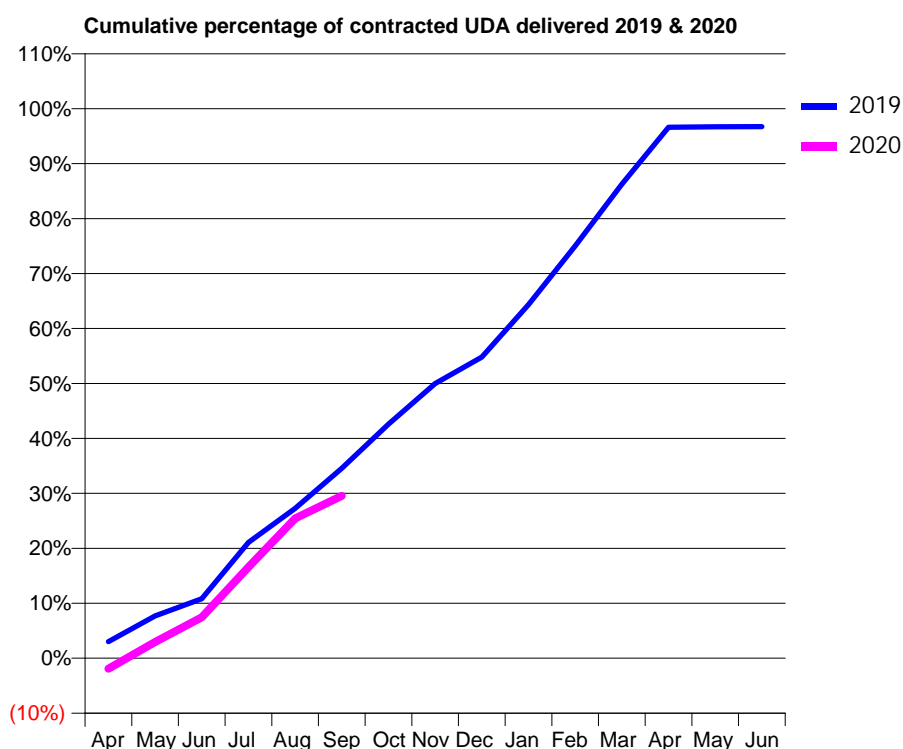
19/20 Contracted general activity (UDA)	2,889
Carry forward general activity (UDA)	94
19/20 Contracted orthodontic activity (UOA)	0
Carry forward orthodontic activity (UOA)	0
Baseline contract value	£75,686.76

ACCESS*

Patients seen in 24 months	Total	Change since previous quarter
Quarter ending September 2018	1,051	
Quarter ending December 2018	1,073	↑
Quarter ending March 2019	1,082	→
Quarter ending June 2019	1,074	→
Quarter ending September 2019	1,079	→
Variance since September 2018	2.7%	↑



ACTIVITY



Month	2019	2020
April	87	-56
May	223	86
June	312	215
July	609	479
August	788	735
September	999	853
October	1,231	
November	1,444	
December	1,583	
January	1,859	
February	2,168	
March	2,491	
April	2,792	
May	2,794	
June	2,795	

QUALITY

	Quantity	Base Number	Contract	AT	Region	England
% of FP17s for the same patient ID Re-attending within 3 months - Children	16	385	4.2%	9.4%	11.3%	11.5%
% of FP17s for the same patient ID Re-attending within 3 months - Adults	31	284	10.9%	14.0%	14.7%	15.4%
% of FP17s for the same patient ID Re-attending between 3 & 9 months - Children	227	385	59.0%	57.4%	60.8%	59.7%
% of FP17s for the same patient ID Re-attending between 3 & 9 months - Adults	146	284	51.4%	51.1%	52.8%	51.7%
% of FP17s for Band 1 Urgent Courses	13	554	2.3%	8.8%	8.2%	9.2%
% of FP17s Relating to Free Repair or Replacements	0	554	0.0%	0.7%	0.7%	0.7%
% of FP17s Relating to Continuations	1	554	0.2%	0.7%	0.8%	0.8%
% of Patients satisfied with the dentistry they have received	1	1	N/A	94.3%	93.2%	93.5%
% of Patients satisfied with the time they had to wait for an appointment	1	1	N/A	88.6%	88.5%	87.4%

* This is based on patients treated on this contract for their most recent course of treatment.

Figures in italics indicate the base number of FP17s or Patient Questionnaire responses are less than 100. N/A is shown where the base number of responses is less than 10 during the period. % is calculated as Quantity/Base number*100

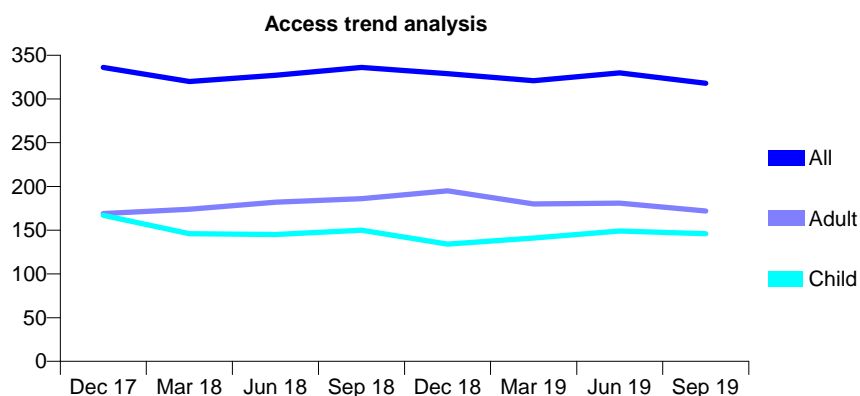
Q57 - Vital Signs At a Glance Contract Report for 321095/0001 - September 2019

Name or company name	MR J STARK
Contract type name	GDS Contract
Purpose of contract	General
Contract start date	01/04/2006
Contract end date	

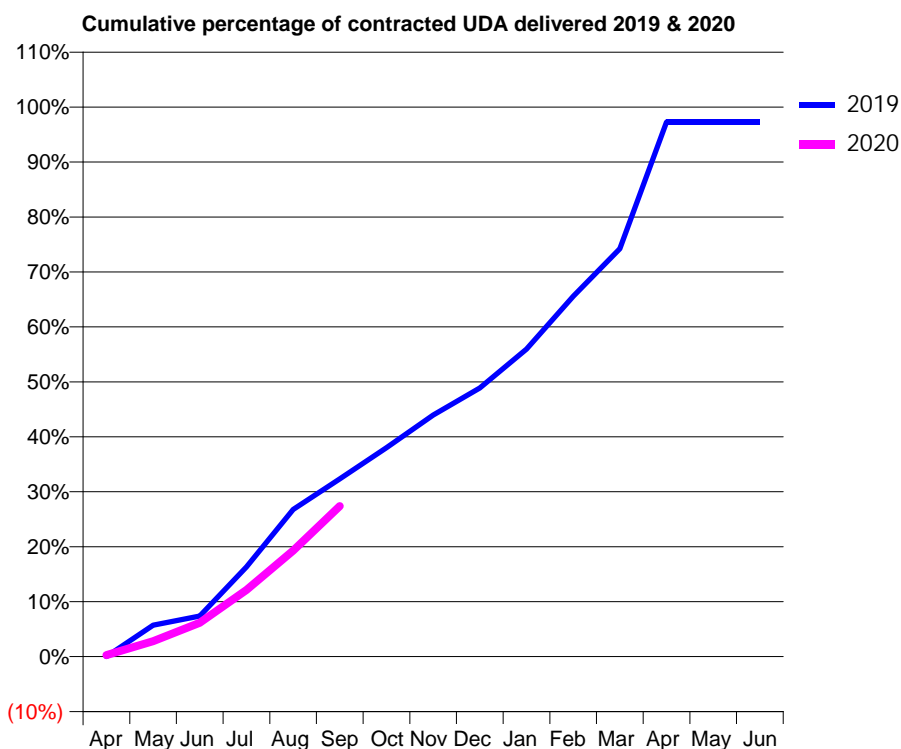
19/20 Contracted general activity (UDA)	850
Carry forward general activity (UDA)	23
19/20 Contracted orthodontic activity (UOA)	0
Carry forward orthodontic activity (UOA)	0
Baseline contract value	£18,703.06

ACCESS*

Patients seen in 24 months	Total	Change since previous quarter
Quarter ending September 2018	336	
Quarter ending December 2018	329	↓
Quarter ending March 2019	321	↓
Quarter ending June 2019	330	↑
Quarter ending September 2019	318	↓
Variance since September 2018	(5.4%)	↓



ACTIVITY



Month	Adjusted Scheduled Activity (UDA)	
	2019	2020
April	0	2
May	49	24
June	63	52
July	139	103
August	228	164
September	275	233
October	323	
November	374	
December	416	
January	476	
February	557	
March	631	
April	827	
May	827	
June	827	

QUALITY

	Quantity	Base Number	Contract	AT	Region	England
% of FP17s for the same patient ID Re-attending within 3 months - Children	21	121	17.4%	9.4%	11.3%	11.5%
% of FP17s for the same patient ID Re-attending within 3 months - Adults	26	100	26.0%	14.0%	14.7%	15.4%
% of FP17s for the same patient ID Re-attending between 3 & 9 months - Children	62	121	51.2%	57.4%	60.8%	59.7%
% of FP17s for the same patient ID Re-attending between 3 & 9 months - Adults	26	100	26.0%	51.1%	52.8%	51.7%
% of FP17s for Band 1 Urgent Courses	28	168	16.7%	8.8%	8.2%	9.2%
% of FP17s Relating to Free Repair or Replacements	4	168	2.4%	0.7%	0.7%	0.7%
% of FP17s Relating to Continuations	1	168	0.6%	0.7%	0.8%	0.8%
% of Patients satisfied with the dentistry they have received	0	0	N/A	94.3%	93.2%	93.5%
% of Patients satisfied with the time they had to wait for an appointment	0	0	N/A	88.6%	88.5%	87.4%

* This is based on patients treated on this contract for their most recent course of treatment. Figures in italics indicate the base number of FP17s or Patient Questionnaire responses are less than 100. N/A is shown where the base number of responses is less than 10 during the period. % is calculated as Quantity/Base number*100

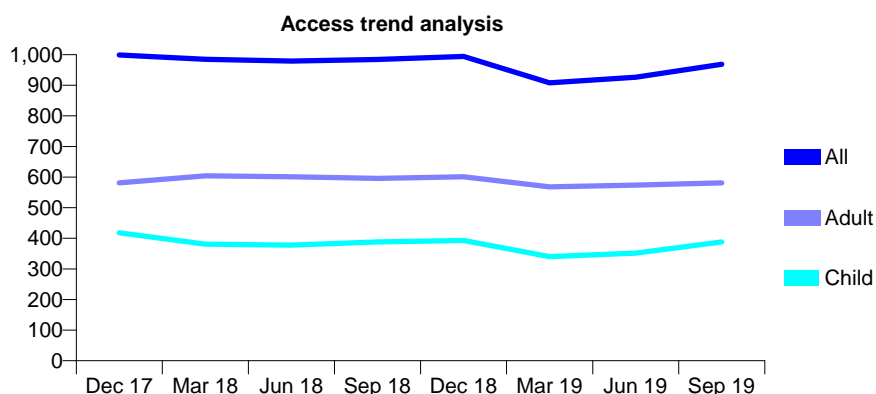
Q57 - Vital Signs At a Glance Contract Report for 321109/0001 - September 2019

Name or company name	MR SI MCKENZIE
Contract type name	GDS Contract
Purpose of contract	General
Contract start date	01/04/2006
Contract end date	

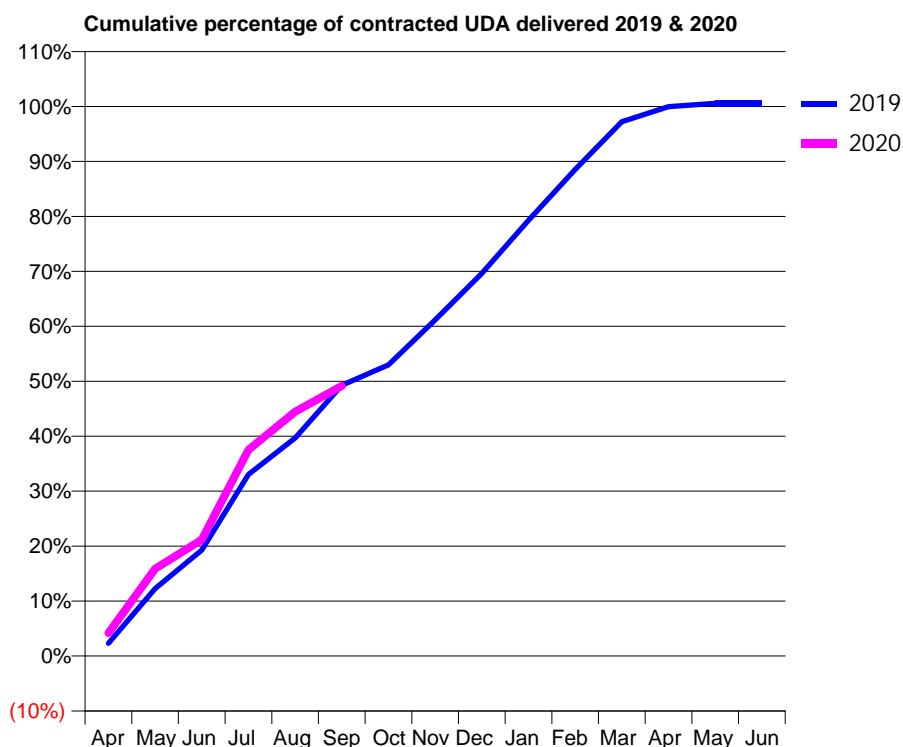
19/20 Contracted general activity (UDA)	2,600
Carry forward general activity (UDA)	-15
19/20 Contracted orthodontic activity (UOA)	0
Carry forward orthodontic activity (UOA)	0
Baseline contract value	£81,190.91

ACCESS*

Patients seen in 24 months	Total	Change since previous quarter
Quarter ending September 2018	984	
Quarter ending December 2018	994	→
Quarter ending March 2019	908	↓
Quarter ending June 2019	926	→
Quarter ending September 2019	969	↑
Variance since September 2018	(1.5%)	↓



ACTIVITY



Month	Adjusted Scheduled Activity (UDA)	
	2019	2020
April	60	109
May	319	413
June	500	550
July	859	976
August	1,032	1,156
September	1,281	1,278
October	1,378	
November	1,591	
December	1,810	
January	2,061	
February	2,302	
March	2,528	
April	2,599	
May	2,615	
June	2,615	

QUALITY

	Quantity	Base Number	Contract	AT	Region	England
% of FP17s for the same patient ID Re-attending within 3 months - Children	18	287	6.3%	9.4%	11.3%	11.5%
% of FP17s for the same patient ID Re-attending within 3 months - Adults	58	401	14.5%	14.0%	14.7%	15.4%
% of FP17s for the same patient ID Re-attending between 3 & 9 months - Children	137	287	47.7%	57.4%	60.8%	59.7%
% of FP17s for the same patient ID Re-attending between 3 & 9 months - Adults	173	401	43.1%	51.1%	52.8%	51.7%
% of FP17s for Band 1 Urgent Courses	81	645	12.6%	8.8%	8.2%	9.2%
% of FP17s Relating to Free Repair or Replacements	4	645	0.6%	0.7%	0.7%	0.7%
% of FP17s Relating to Continuations	10	645	1.6%	0.7%	0.8%	0.8%
% of Patients satisfied with the dentistry they have received	0	0	N/A	94.3%	93.2%	93.5%
% of Patients satisfied with the time they had to wait for an appointment	0	0	N/A	88.6%	88.5%	87.4%

* This is based on patients treated on this contract for their most recent course of treatment. Figures in italics indicate the base number of FP17s or Patient Questionnaire responses are less than 100. N/A is shown where the base number of responses is less than 10 during the period. % is calculated as Quantity/Base number*100

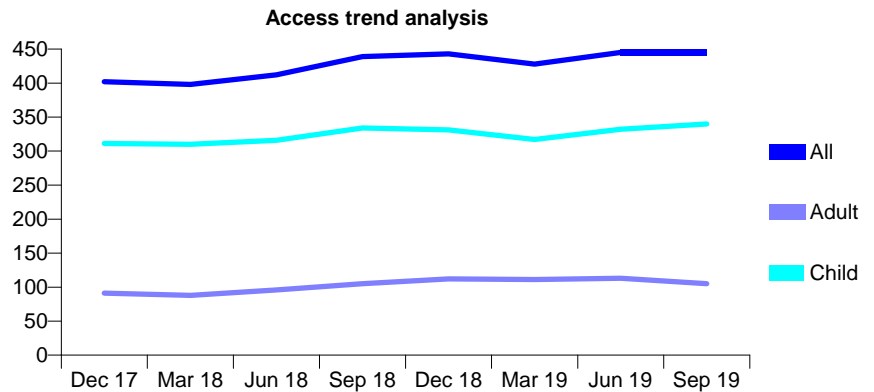
Q57 - Vital Signs At a Glance Contract Report for 323152/0002 - September 2019

Name or company name	MR D DRISCOLL
Contract type name	GDS Contract
Purpose of contract	General
Contract start date	01/04/2009
Contract end date	

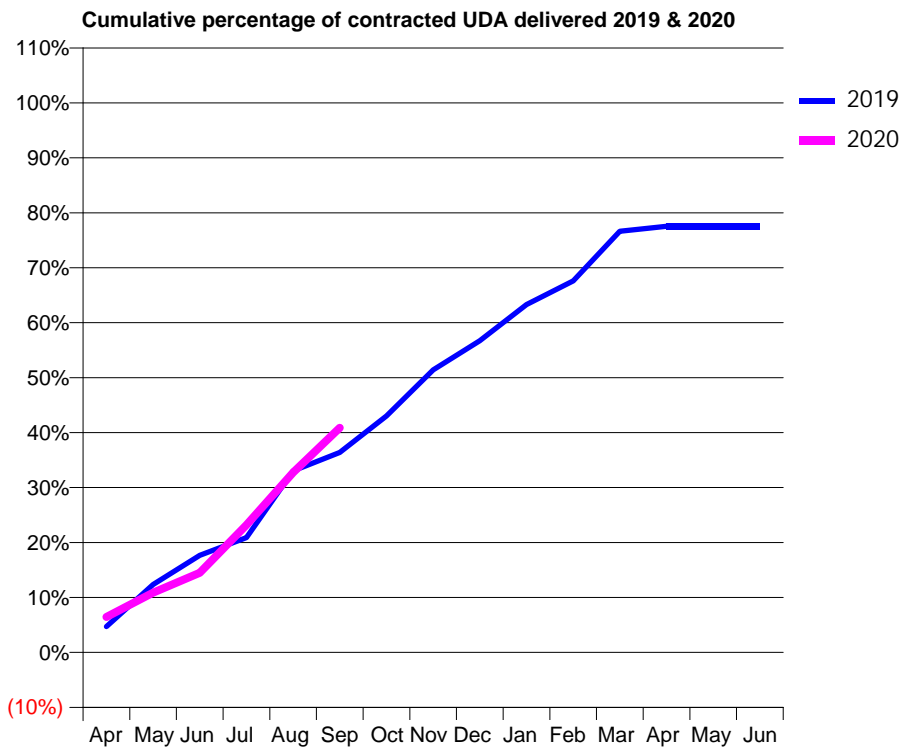
19/20 Contracted general activity (UDA)	900
Carry forward general activity (UDA)	0
19/20 Contracted orthodontic activity (UOA)	0
Carry forward orthodontic activity (UOA)	0
Baseline contract value	£22,526.51

ACCESS*

Patients seen in 24 months	Total	Change since previous quarter
Quarter ending September 2018	439	
Quarter ending December 2018	443	→
Quarter ending March 2019	428	↓
Quarter ending June 2019	445	↑
Quarter ending September 2019	445	→
Variance since September 2018	1.4%	→



ACTIVITY



Month	2019	2020
April	42	58
May	111	98
June	159	130
July	188	209
August	297	295
September	327	368
October	387	
November	463	
December	511	
January	570	
February	609	
March	690	
April	698	
May	698	
June	698	

QUALITY

	Quantity	Base Number	Contract	AT	Region	England
% of FP17s for the same patient ID Re-attending within 3 months - Children	20	305	6.6%	9.4%	11.3%	11.5%
% of FP17s for the same patient ID Re-attending within 3 months - Adults	1	68	1.5%	14.0%	14.7%	15.4%
% of FP17s for the same patient ID Re-attending between 3 & 9 months - Children	176	305	57.7%	57.4%	60.8%	59.7%
% of FP17s for the same patient ID Re-attending between 3 & 9 months - Adults	48	68	70.6%	51.1%	52.8%	51.7%
% of FP17s for Band 1 Urgent Courses	4	313	1.3%	8.8%	8.2%	9.2%
% of FP17s Relating to Free Repair or Replacements	1	313	0.3%	0.7%	0.7%	0.7%
% of FP17s Relating to Continuations	0	313	0.0%	0.7%	0.8%	0.8%
% of Patients satisfied with the dentistry they have received	0	0	N/A	94.3%	93.2%	93.5%
% of Patients satisfied with the time they had to wait for an appointment	0	0	N/A	88.6%	88.5%	87.4%

* This is based on patients treated on this contract for their most recent course of treatment. Figures in italics indicate the base number of FP17s or Patient Questionnaire responses are less than 100. N/A is shown where the base number of responses is less than 10 during the period. % is calculated as Quantity/Base number*100

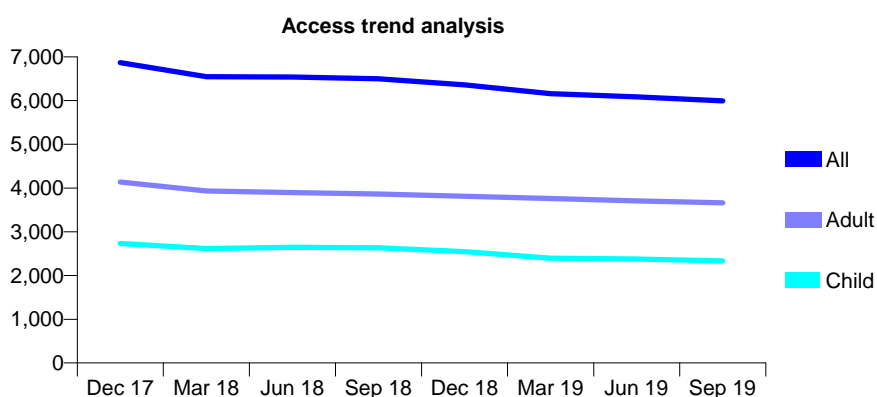
Q57 - Vital Signs At a Glance Contract Report for 336084/0001 - September 2019

Name or company name	MR CA VAN DER MERWE
Contract type name	GDS Contract
Purpose of contract	General and Orthodontic
Contract start date	01/04/2006
Contract end date	

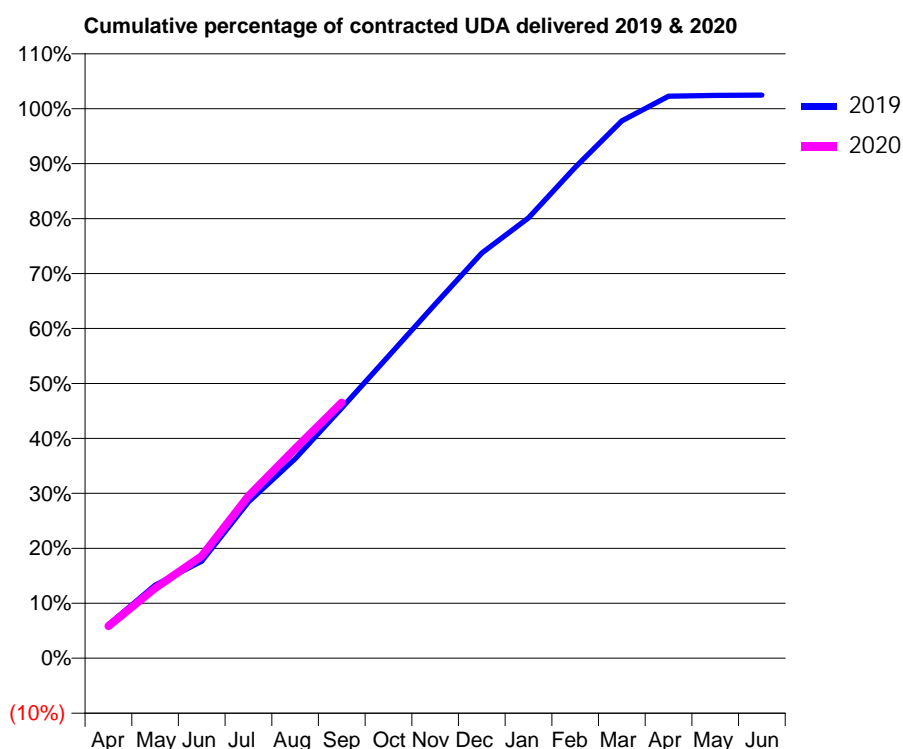
19/20 Contracted general activity (UDA)	17,359
Carry forward general activity (UDA)	-347
19/20 Contracted orthodontic activity (UOA)	2,870
Carry forward orthodontic activity (UOA)	-57
Baseline contract value	£956,551.74

ACCESS*

Patients seen in 24 months	Total	Change since previous quarter
Quarter ending September 2018	6,498	
Quarter ending December 2018	6,358	↓
Quarter ending March 2019	6,158	↓
Quarter ending June 2019	6,087	↓
Quarter ending September 2019	5,993	↓
Variance since September 2018	(7.8%)	↓



ACTIVITY



Month	2019	2020
April	1,060	1,014
May	2,311	2,214
June	3,069	3,229
July	4,933	5,123
August	6,306	6,619
September	7,905	8,079
October	9,545	
November	11,188	
December	12,800	
January	13,911	
February	15,510	
March	16,974	
April	17,755	
May	17,774	
June	17,787	

QUALITY

	Quantity	Base Number	Contract	AT	Region	England
% of FP17s for the same patient ID Re-attending within 3 months - Children	140	1,640	8.5%	9.4%	11.3%	11.5%
% of FP17s for the same patient ID Re-attending within 3 months - Adults	230	1,990	11.6%	14.0%	14.7%	15.4%
% of FP17s for the same patient ID Re-attending between 3 & 9 months - Children	474	1,640	28.9%	57.4%	60.8%	59.7%
% of FP17s for the same patient ID Re-attending between 3 & 9 months - Adults	557	1,990	28.0%	51.1%	52.8%	51.7%
% of FP17s for Band 1 Urgent Courses	176	3,089	5.7%	8.8%	8.2%	9.2%
% of FP17s Relating to Free Repair or Replacements	23	3,089	0.7%	0.7%	0.7%	0.7%
% of FP17s Relating to Continuations	6	3,089	0.2%	0.7%	0.8%	0.8%
% of Patients satisfied with the dentistry they have received	6	6	N/A	94.3%	93.2%	93.5%
% of Patients satisfied with the time they had to wait for an appointment	6	6	N/A	88.6%	88.5%	87.4%

* This is based on patients treated on this contract for their most recent course of treatment.

Figures in italics indicate the base number of FP17s or Patient Questionnaire responses are less than 100. N/A is shown where the base number of responses is less than 10 during the period. % is calculated as Quantity/Base number*100

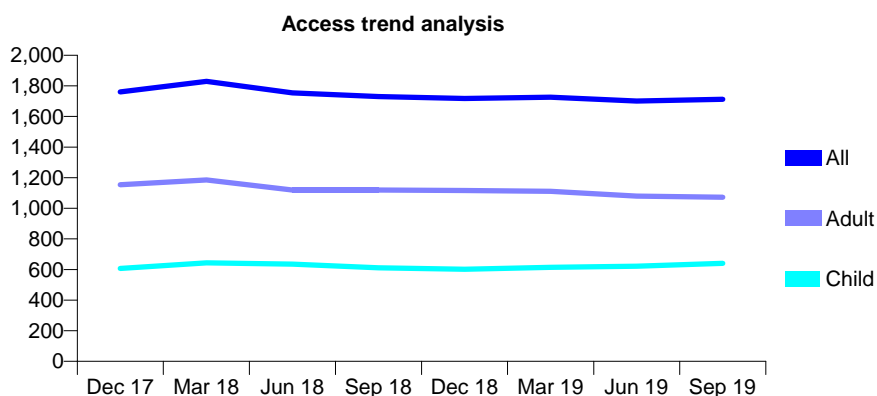
Q57 - Vital Signs At a Glance Contract Report for 341126/0001 - September 2019

Name or company name	Tru Smile Dental Practice Partnership
Contract type name	GDS Contract
Purpose of contract	General
Contract start date	01/04/2006
Contract end date	

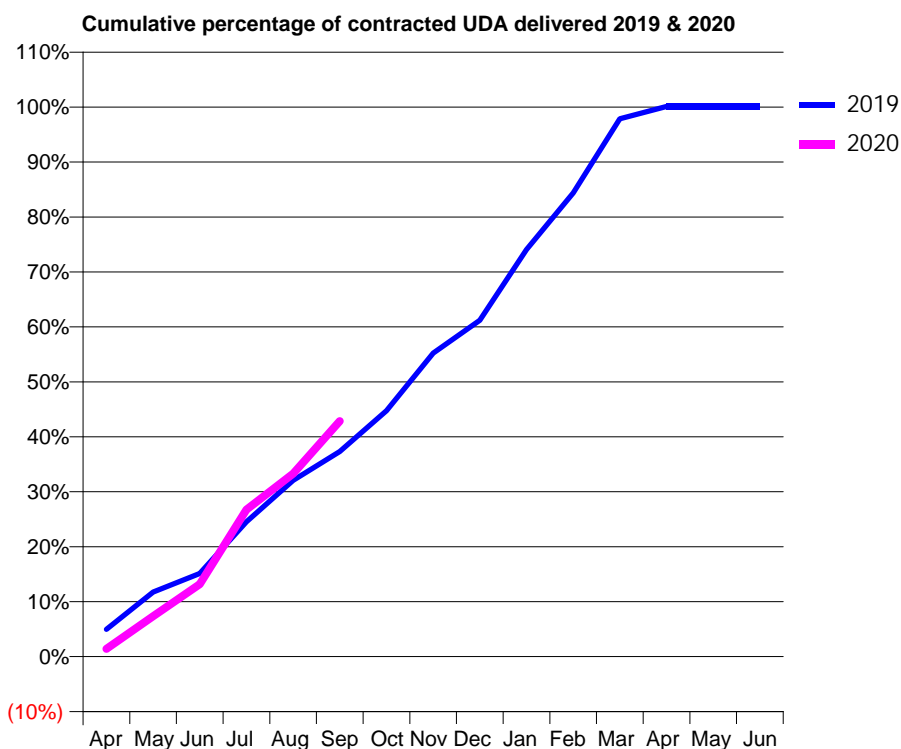
19/20 Contracted general activity (UDA)	4,752
Carry forward general activity (UDA)	-5
19/20 Contracted orthodontic activity (UOA)	0
Carry forward orthodontic activity (UOA)	0
Baseline contract value	£130,408.13

ACCESS*

Patients seen in 24 months	Total	Change since previous quarter
Quarter ending September 2018	1,730	
Quarter ending December 2018	1,718	→
Quarter ending March 2019	1,726	→
Quarter ending June 2019	1,701	↓
Quarter ending September 2019	1,713	→
Variance since September 2018	(1.0%)	→



ACTIVITY



Month	Adjusted Scheduled Activity (UDA)	
	2019	2020
April	236	68
May	559	350
June	719	627
July	1,167	1,271
August	1,524	1,583
September	1,773	2,037
October	2,126	
November	2,625	
December	2,909	
January	3,520	
February	4,010	
March	4,650	
April	4,757	
May	4,757	
June	4,757	

QUALITY

	Quantity	Base Number	Contract	AT	Region	England
% of FP17s for the same patient ID Re-attending within 3 months - Children	17	330	5.2%	9.4%	11.3%	11.5%
% of FP17s for the same patient ID Re-attending within 3 months - Adults	71	569	12.5%	14.0%	14.7%	15.4%
% of FP17s for the same patient ID Re-attending between 3 & 9 months - Children	178	330	53.9%	57.4%	60.8%	59.7%
% of FP17s for the same patient ID Re-attending between 3 & 9 months - Adults	267	569	46.9%	51.1%	52.8%	51.7%
% of FP17s for Band 1 Urgent Courses	109	873	12.5%	8.8%	8.2%	9.2%
% of FP17s Relating to Free Repair or Replacements	10	873	1.1%	0.7%	0.7%	0.7%
% of FP17s Relating to Continuations	17	873	1.9%	0.7%	0.8%	0.8%
% of Patients satisfied with the dentistry they have received	0	0	N/A	94.3%	93.2%	93.5%
% of Patients satisfied with the time they had to wait for an appointment	0	0	N/A	88.6%	88.5%	87.4%

* This is based on patients treated on this contract for their most recent course of treatment. Figures in italics indicate the base number of FP17s or Patient Questionnaire responses are less than 100. N/A is shown where the base number of responses is less than 10 during the period. % is calculated as Quantity/Base number*100

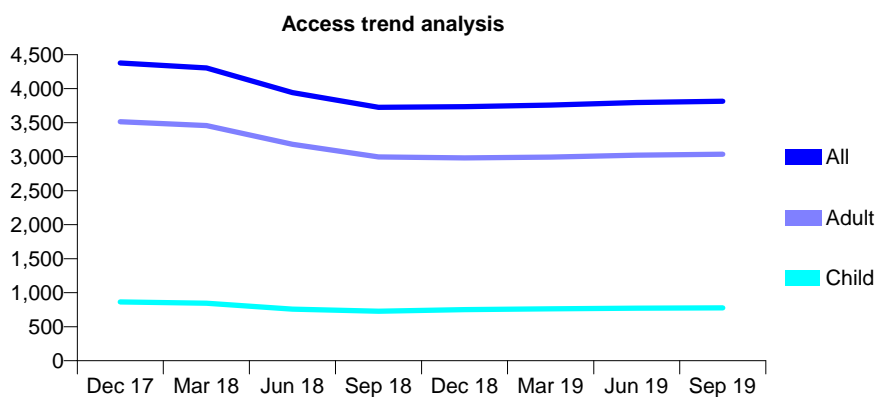
Q57 - Vital Signs At a Glance Contract Report for 342521/0003 - September 2019

Name or company name	MR J AHMED
Contract type name	GDS Contract
Purpose of contract	General
Contract start date	01/04/2006
Contract end date	

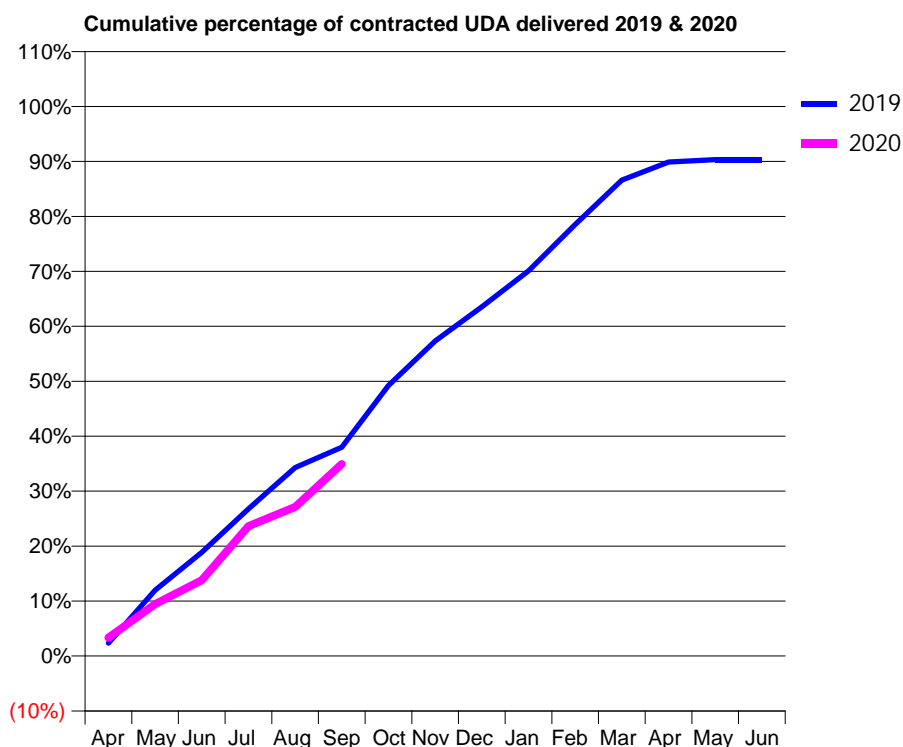
19/20 Contracted general activity (UDA)	13,000
Carry forward general activity (UDA)	0
19/20 Contracted orthodontic activity (UOA)	0
Carry forward orthodontic activity (UOA)	0
Baseline contract value	£339,556.00

ACCESS*

Patients seen in 24 months	Total	Change since previous quarter
Quarter ending September 2018	3,726	
Quarter ending December 2018	3,735	→
Quarter ending March 2019	3,759	→
Quarter ending June 2019	3,797	→
Quarter ending September 2019	3,814	→
Variance since September 2018	2.4%	↑



ACTIVITY



Month	Adjusted Scheduled Activity (UDA)	
	2019	2020
April	305	432
May	1,559	1,228
June	2,454	1,793
July	3,481	3,070
August	4,460	3,527
September	4,939	4,542
October	6,398	
November	7,452	
December	8,261	
January	9,111	
February	10,210	
March	11,258	
April	11,686	
May	11,739	
June	11,739	

QUALITY

	Quantity	Base Number	Contract	AT	Region	England
% of FP17s for the same patient ID Re-attending within 3 months - Children	47	507	9.3%	9.4%	11.3%	11.5%
% of FP17s for the same patient ID Re-attending within 3 months - Adults	294	1,887	15.6%	14.0%	14.7%	15.4%
% of FP17s for the same patient ID Re-attending between 3 & 9 months - Children	268	507	52.9%	57.4%	60.8%	59.7%
% of FP17s for the same patient ID Re-attending between 3 & 9 months - Adults	990	1,887	52.5%	51.1%	52.8%	51.7%
% of FP17s for Band 1 Urgent Courses	200	2,212	9.0%	8.8%	8.2%	9.2%
% of FP17s Relating to Free Repair or Replacements	37	2,212	1.7%	0.7%	0.7%	0.7%
% of FP17s Relating to Continuations	37	2,212	1.7%	0.7%	0.8%	0.8%
% of Patients satisfied with the dentistry they have received	0	0	N/A	94.3%	93.2%	93.5%
% of Patients satisfied with the time they had to wait for an appointment	0	0	N/A	88.6%	88.5%	87.4%

* This is based on patients treated on this contract for their most recent course of treatment. Figures in italics indicate the base number of FP17s or Patient Questionnaire responses are less than 100. N/A is shown where the base number of responses is less than 10 during the period. % is calculated as Quantity/Base number*100

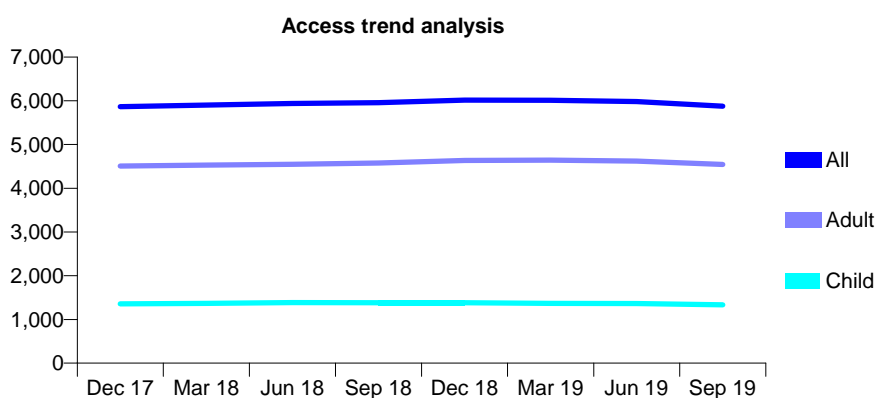
Q57 - Vital Signs At a Glance Contract Report for 356131/0001 - September 2019

Name or company name	MS J HAFTBARADARAN MOHAMMADI
Contract type name	GDS Contract
Purpose of contract	General
Contract start date	01/04/2006
Contract end date	

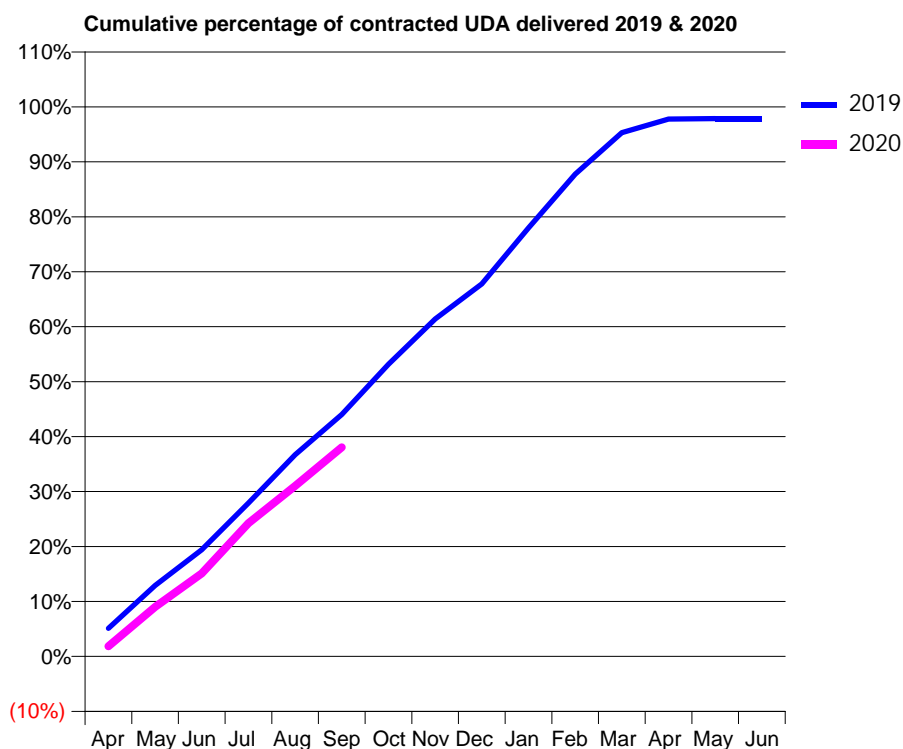
19/20 Contracted general activity (UDA)	20,000
Carry forward general activity (UDA)	430
19/20 Contracted orthodontic activity (UOA)	0
Carry forward orthodontic activity (UOA)	0
Baseline contract value	£504,656.16

ACCESS*

Patients seen in 24 months	Total	Change since previous quarter
Quarter ending September 2018	5,956	
Quarter ending December 2018	6,017	→
Quarter ending March 2019	6,014	→
Quarter ending June 2019	5,982	→
Quarter ending September 2019	5,876	↓
Variance since September 2018	(1.3%)	↓



ACTIVITY



Month	2019	2020
April	1,020	373
May	2,584	1,802
June	3,881	3,023
July	5,586	4,852
August	7,341	6,206
September	8,807	7,607
October	10,631	
November	12,280	
December	13,560	
January	15,599	
February	17,551	
March	19,063	
April	19,558	
May	19,570	
June	19,570	

QUALITY

	Quantity	Base Number	Contract	AT	Region	England
% of FP17s for the same patient ID Re-attending within 3 months - Children	52	886	5.9%	9.4%	11.3%	11.5%
% of FP17s for the same patient ID Re-attending within 3 months - Adults	494	3,239	15.3%	14.0%	14.7%	15.4%
% of FP17s for the same patient ID Re-attending between 3 & 9 months - Children	507	886	57.2%	57.4%	60.8%	59.7%
% of FP17s for the same patient ID Re-attending between 3 & 9 months - Adults	2,004	3,239	61.9%	51.1%	52.8%	51.7%
% of FP17s for Band 1 Urgent Courses	411	3,896	10.5%	8.8%	8.2%	9.2%
% of FP17s Relating to Free Repair or Replacements	34	3,896	0.9%	0.7%	0.7%	0.7%
% of FP17s Relating to Continuations	15	3,896	0.4%	0.7%	0.8%	0.8%
% of Patients satisfied with the dentistry they have received	3	3	N/A	94.3%	93.2%	93.5%
% of Patients satisfied with the time they had to wait for an appointment	3	3	N/A	88.6%	88.5%	87.4%

* This is based on patients treated on this contract for their most recent course of treatment. Figures in italics indicate the base number of FP17s or Patient Questionnaire responses are less than 100. N/A is shown where the base number of responses is less than 10 during the period. % is calculated as Quantity/Base number*100

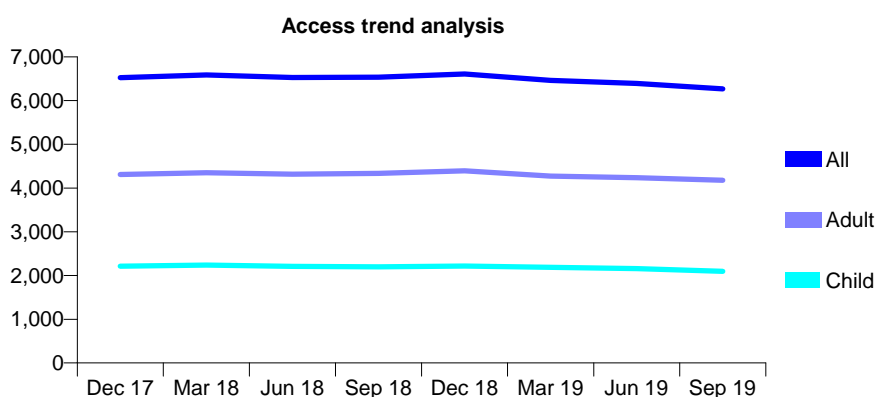
Q57 - Vital Signs At a Glance Contract Report for 357723/0001 - September 2019

Name or company name	MR AG LADVA
Contract type name	GDS Contract
Purpose of contract	General
Contract start date	01/04/2006
Contract end date	

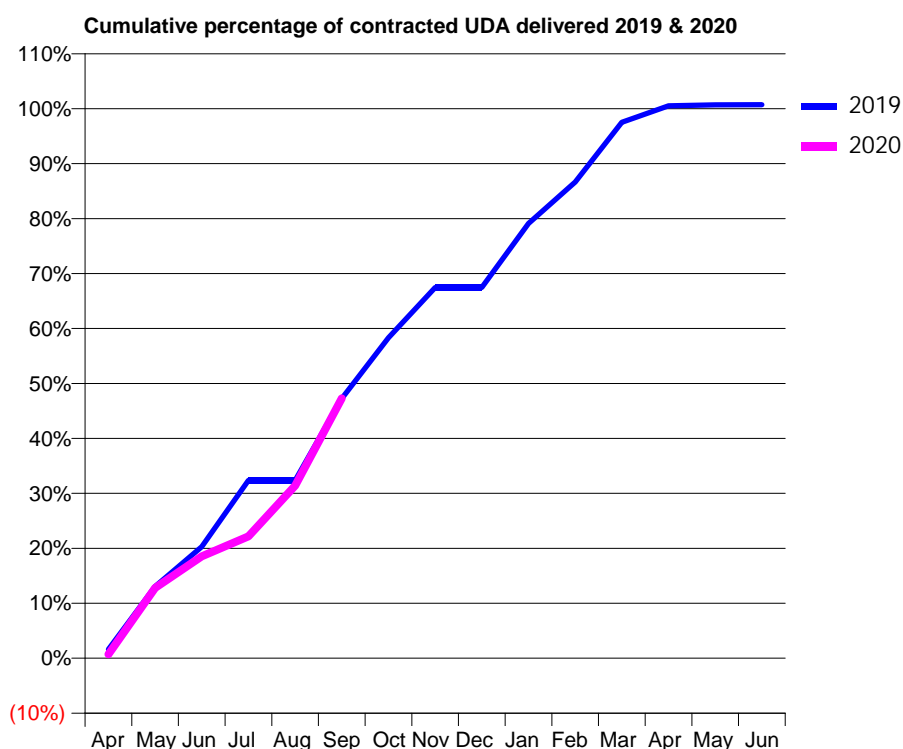
19/20 Contracted general activity (UDA)	13,311
Carry forward general activity (UDA)	-96
19/20 Contracted orthodontic activity (UOA)	0
Carry forward orthodontic activity (UOA)	0
Baseline contract value	£389,553.70

ACCESS*

Patients seen in 24 months	Total	Change since previous quarter
Quarter ending September 2018	6,535	
Quarter ending December 2018	6,609	→
Quarter ending March 2019	6,461	↓
Quarter ending June 2019	6,391	↓
Quarter ending September 2019	6,270	↓
Variance since September 2018	(4.1%)	↓



ACTIVITY



Month	2019	2020
April	215	96
May	1,738	1,703
June	2,700	2,470
July	4,307	2,955
August	4,307	4,180
September	6,290	6,295
October	7,763	
November	8,978	
December	8,978	
January	10,530	
February	11,534	
March	12,981	
April	13,379	
May	13,404	
June	13,407	

QUALITY

	Quantity	Base Number	Contract	AT	Region	England
% of FP17s for the same patient ID Re-attending within 3 months - Children	84	1,591	5.3%	9.4%	11.3%	11.5%
% of FP17s for the same patient ID Re-attending within 3 months - Adults	244	2,571	9.5%	14.0%	14.7%	15.4%
% of FP17s for the same patient ID Re-attending between 3 & 9 months - Children	1,008	1,591	63.4%	57.4%	60.8%	59.7%
% of FP17s for the same patient ID Re-attending between 3 & 9 months - Adults	1,352	2,571	52.6%	51.1%	52.8%	51.7%
% of FP17s for Band 1 Urgent Courses	179	3,407	5.3%	8.8%	8.2%	9.2%
% of FP17s Relating to Free Repair or Replacements	12	3,407	0.4%	0.7%	0.7%	0.7%
% of FP17s Relating to Continuations	33	3,407	1.0%	0.7%	0.8%	0.8%
% of Patients satisfied with the dentistry they have received	3	3	N/A	94.3%	93.2%	93.5%
% of Patients satisfied with the time they had to wait for an appointment	3	3	N/A	88.6%	88.5%	87.4%

* This is based on patients treated on this contract for their most recent course of treatment.

Figures in italics indicate the base number of FP17s or Patient Questionnaire responses are less than 100. N/A is shown where the base number of responses is less than 10 during the period. % is calculated as Quantity/Base number*100

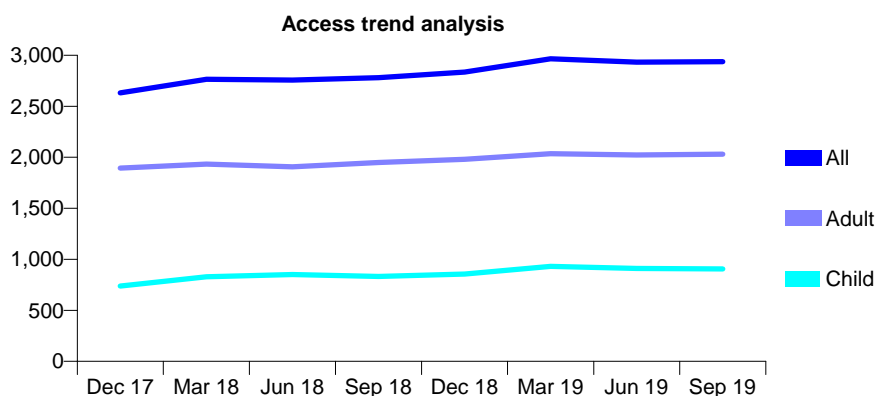
Q57 - Vital Signs At a Glance Contract Report for 358525/0001 - September 2019

Name or company name	MRS OM AROWOJOLU
Contract type name	GDS Contract
Purpose of contract	General
Contract start date	01/04/2006
Contract end date	

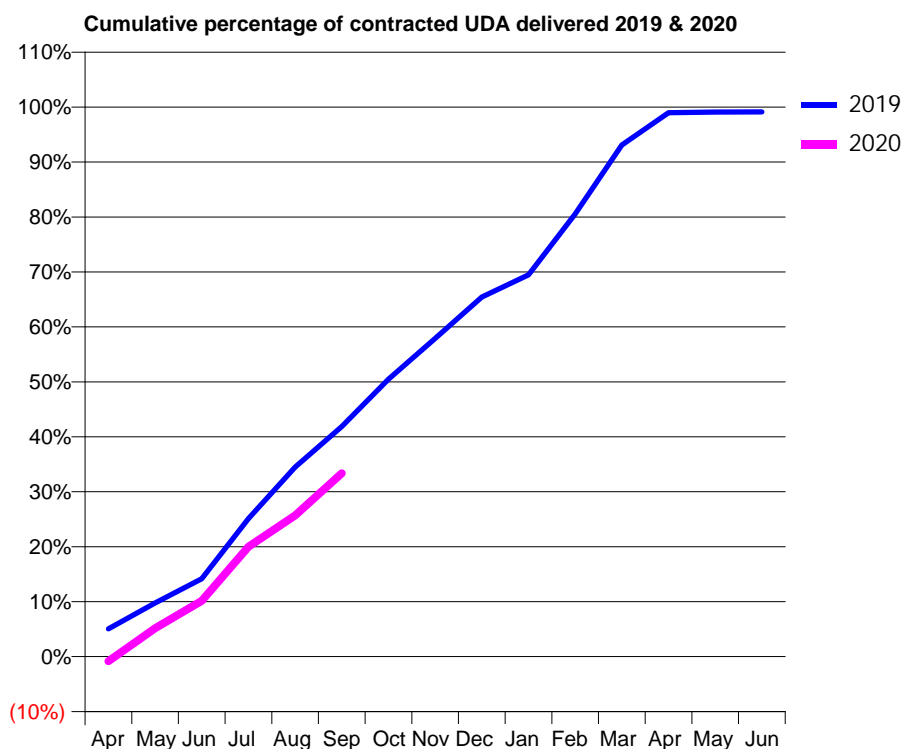
19/20 Contracted general activity (UDA)	6,800
Carry forward general activity (UDA)	60
19/20 Contracted orthodontic activity (UOA)	0
Carry forward orthodontic activity (UOA)	0
Baseline contract value	£198,221.62

ACCESS*

Patients seen in 24 months	Total	Change since previous quarter
Quarter ending September 2018	2,781	
Quarter ending December 2018	2,836	→
Quarter ending March 2019	2,965	↑
Quarter ending June 2019	2,933	↓
Quarter ending September 2019	2,937	→
Variance since September 2018	5.6%	↑



ACTIVITY



Month	Adjusted Scheduled Activity (UDA)	
	2019	2020
April	344	-58
May	665	352
June	965	690
July	1,709	1,359
August	2,346	1,748
September	2,847	2,269
October	3,433	
November	3,938	
December	4,449	
January	4,724	
February	5,479	
March	6,331	
April	6,730	
May	6,738	
June	6,740	

QUALITY

	Quantity	Base Number	Contract	AT	Region	England
% of FP17s for the same patient ID Re-attending within 3 months - Children	17	488	3.5%	9.4%	11.3%	11.5%
% of FP17s for the same patient ID Re-attending within 3 months - Adults	94	1,013	9.3%	14.0%	14.7%	15.4%
% of FP17s for the same patient ID Re-attending between 3 & 9 months - Children	199	488	40.8%	57.4%	60.8%	59.7%
% of FP17s for the same patient ID Re-attending between 3 & 9 months - Adults	451	1,013	44.5%	51.1%	52.8%	51.7%
% of FP17s for Band 1 Urgent Courses	39	1,331	2.9%	8.8%	8.2%	9.2%
% of FP17s Relating to Free Repair or Replacements	15	1,331	1.1%	0.7%	0.7%	0.7%
% of FP17s Relating to Continuations	26	1,331	2.0%	0.7%	0.8%	0.8%
% of Patients satisfied with the dentistry they have received	1	1	N/A	94.3%	93.2%	93.5%
% of Patients satisfied with the time they had to wait for an appointment	0	1	N/A	88.6%	88.5%	87.4%

* This is based on patients treated on this contract for their most recent course of treatment. Figures in italics indicate the base number of FP17s or Patient Questionnaire responses are less than 100. N/A is shown where the base number of responses is less than 10 during the period. % is calculated as Quantity/Base number*100

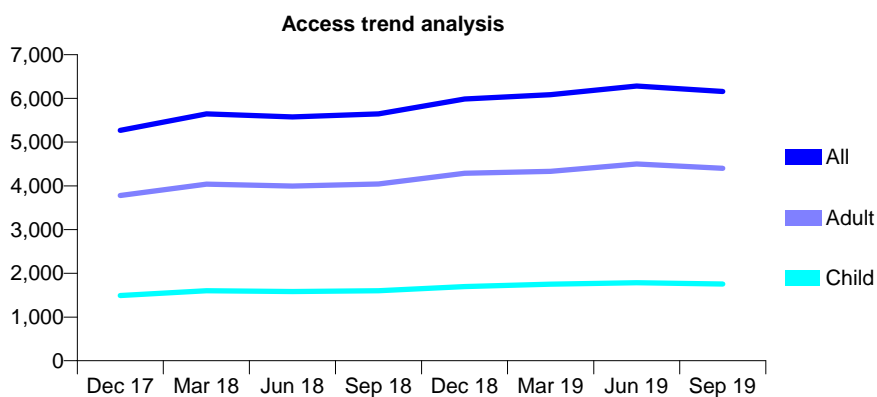
Q57 - Vital Signs At a Glance Contract Report for 359270/0002 - September 2019

Name or company name	MR AF RAI
Contract type name	GDS Contract
Purpose of contract	General
Contract start date	01/02/2009
Contract end date	

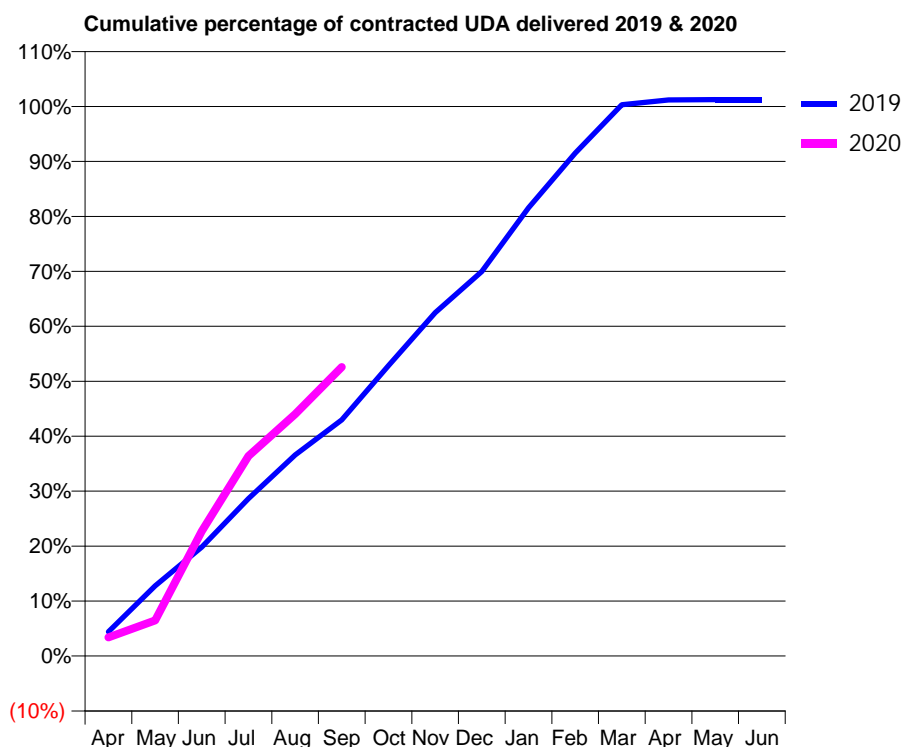
19/20 Contracted general activity (UDA)	12,000
Carry forward general activity (UDA)	-151
19/20 Contracted orthodontic activity (UOA)	0
Carry forward orthodontic activity (UOA)	0
Baseline contract value	£298,623.49

ACCESS*

Patients seen in 24 months	Total	Change since previous quarter
Quarter ending September 2018	5,643	
Quarter ending December 2018	5,985	↑
Quarter ending March 2019	6,085	→
Quarter ending June 2019	6,281	↑
Quarter ending September 2019	6,159	↓
Variance since September 2018	9.1%	↑



ACTIVITY



Month	Adjusted Scheduled Activity (UDA)	
	2019	2020
April	530	405
May	1,534	778
June	2,377	2,723
July	3,436	4,368
August	4,393	5,282
September	5,154	6,310
October	6,340	
November	7,496	
December	8,398	
January	9,785	
February	10,982	
March	12,037	
April	12,141	
May	12,151	
June	12,151	

QUALITY

	Quantity	Base Number	Contract	AT	Region	England
% of FP17s for the same patient ID Re-attending within 3 months - Children	84	1,018	8.3%	9.4%	11.3%	11.5%
% of FP17s for the same patient ID Re-attending within 3 months - Adults	352	2,258	15.6%	14.0%	14.7%	15.4%
% of FP17s for the same patient ID Re-attending between 3 & 9 months - Children	495	1,018	48.6%	57.4%	60.8%	59.7%
% of FP17s for the same patient ID Re-attending between 3 & 9 months - Adults	907	2,258	40.2%	51.1%	52.8%	51.7%
% of FP17s for Band 1 Urgent Courses	264	3,217	8.2%	8.8%	8.2%	9.2%
% of FP17s Relating to Free Repair or Replacements	20	3,217	0.6%	0.7%	0.7%	0.7%
% of FP17s Relating to Continuations	88	3,217	2.7%	0.7%	0.8%	0.8%
% of Patients satisfied with the dentistry they have received	2	2	N/A	94.3%	93.2%	93.5%
% of Patients satisfied with the time they had to wait for an appointment	2	2	N/A	88.6%	88.5%	87.4%

* This is based on patients treated on this contract for their most recent course of treatment. Figures in italics indicate the base number of FP17s or Patient Questionnaire responses are less than 100. N/A is shown where the base number of responses is less than 10 during the period. % is calculated as Quantity/Base number*100

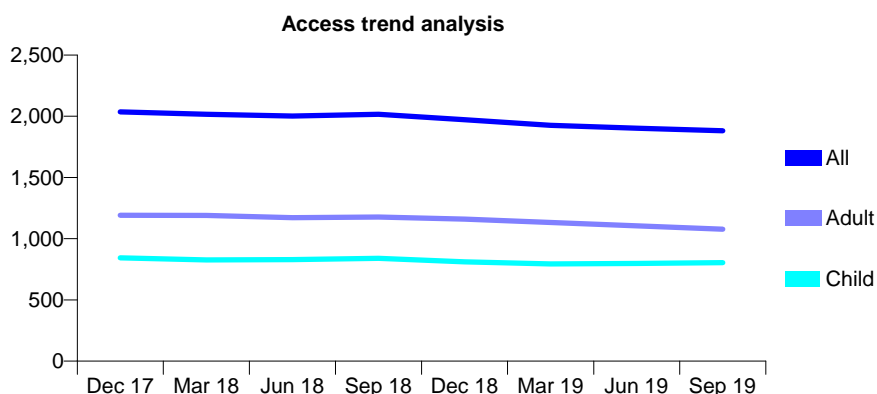
Q57 - Vital Signs At a Glance Contract Report for 366277/0001 - September 2019

Name or company name	MR SV SHAH
Contract type name	GDS Contract
Purpose of contract	General
Contract start date	01/02/2014
Contract end date	

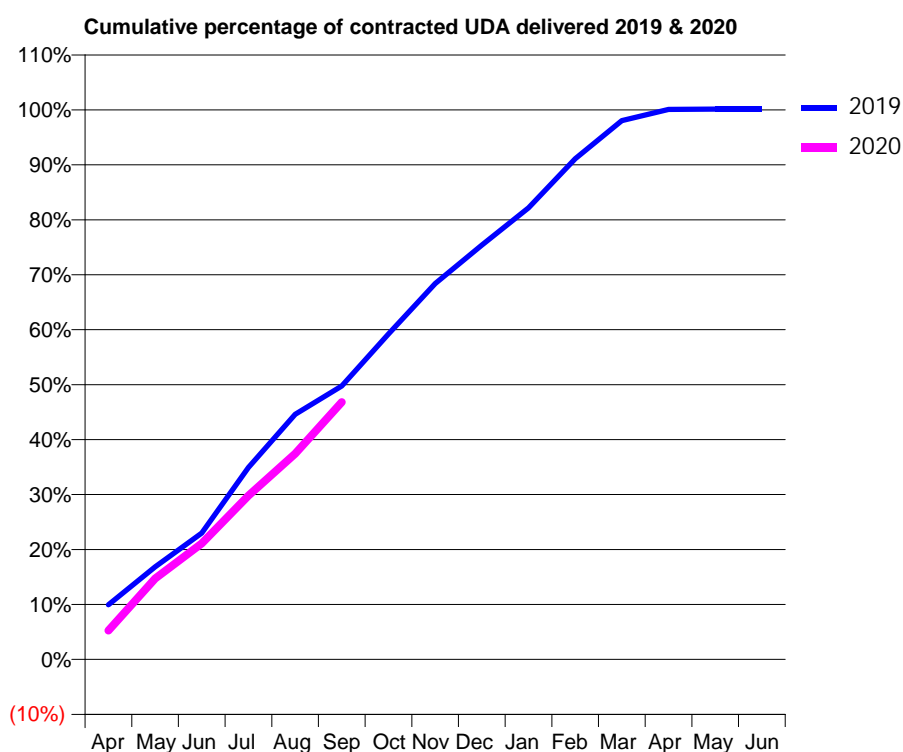
19/20 Contracted general activity (UDA)	4,000
Carry forward general activity (UDA)	-6
19/20 Contracted orthodontic activity (UOA)	0
Carry forward orthodontic activity (UOA)	0
Baseline contract value	£104,531.70

ACCESS*

Patients seen in 24 months	Total	Change since previous quarter
Quarter ending September 2018	2,016	
Quarter ending December 2018	1,972	↓
Quarter ending March 2019	1,927	↓
Quarter ending June 2019	1,903	↓
Quarter ending September 2019	1,882	↓
Variance since September 2018	(6.6%)	↓



ACTIVITY



Month	2019	2020
April	399	210
May	675	588
June	920	844
July	1,397	1,192
August	1,784	1,497
September	1,990	1,873
October	2,369	
November	2,736	
December	3,016	
January	3,286	
February	3,644	
March	3,922	
April	4,003	
May	4,006	
June	4,006	

QUALITY

	Quantity	Base Number	Contract	AT	Region	England
% of FP17s for the same patient ID Re-attending within 3 months - Children	28	659	4.2%	9.4%	11.3%	11.5%
% of FP17s for the same patient ID Re-attending within 3 months - Adults	42	677	6.2%	14.0%	14.7%	15.4%
% of FP17s for the same patient ID Re-attending between 3 & 9 months - Children	418	659	63.4%	57.4%	60.8%	59.7%
% of FP17s for the same patient ID Re-attending between 3 & 9 months - Adults	360	677	53.2%	51.1%	52.8%	51.7%
% of FP17s for Band 1 Urgent Courses	63	1,271	5.0%	8.8%	8.2%	9.2%
% of FP17s Relating to Free Repair or Replacements	0	1,271	0.0%	0.7%	0.7%	0.7%
% of FP17s Relating to Continuations	0	1,271	0.0%	0.7%	0.8%	0.8%
% of Patients satisfied with the dentistry they have received	1	1	N/A	94.3%	93.2%	93.5%
% of Patients satisfied with the time they had to wait for an appointment	1	1	N/A	88.6%	88.5%	87.4%

* This is based on patients treated on this contract for their most recent course of treatment. Figures in italics indicate the base number of FP17s or Patient Questionnaire responses are less than 100. N/A is shown where the base number of responses is less than 10 during the period. % is calculated as Quantity/Base number*100

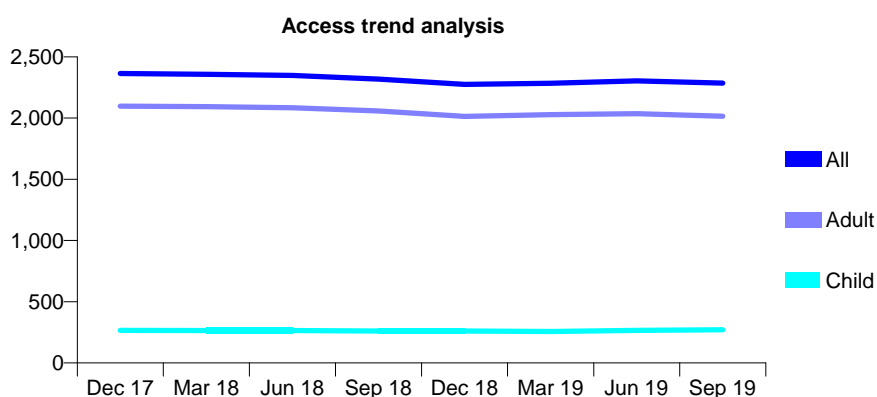
Q57 - Vital Signs At a Glance Contract Report for 398632/0001 - September 2019

Name or company name	MR R PATEL
Contract type name	GDS Contract
Purpose of contract	General
Contract start date	01/10/2015
Contract end date	

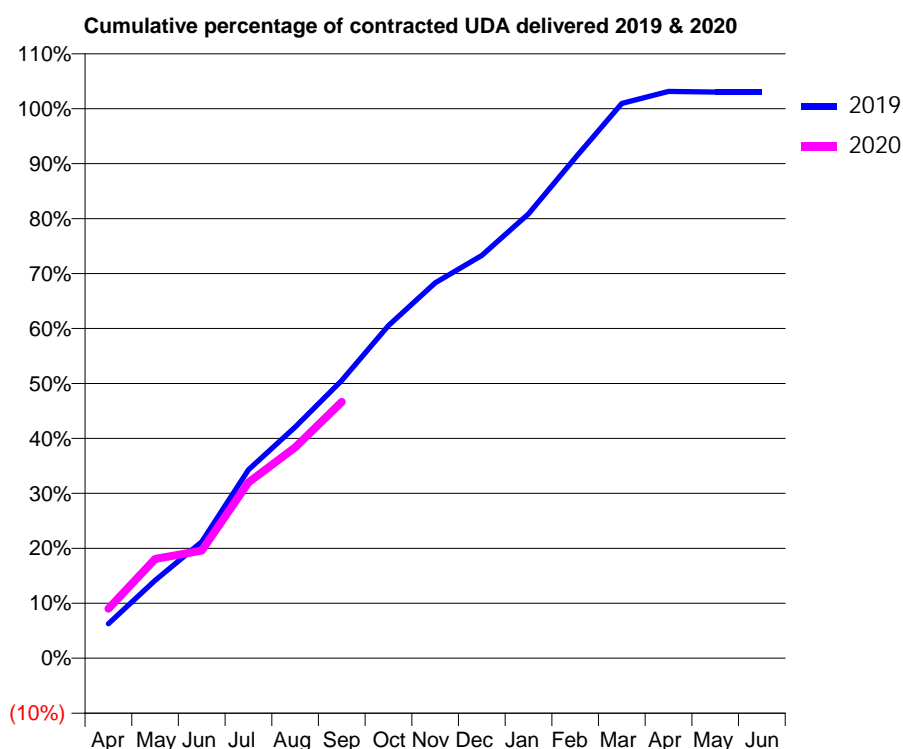
19/20 Contracted general activity (UDA)	8,384
Carry forward general activity (UDA)	-168
19/20 Contracted orthodontic activity (UOA)	0
Carry forward orthodontic activity (UOA)	0
Baseline contract value	£193,752.09

ACCESS*

Patients seen in 24 months	Total	Change since previous quarter
Quarter ending September 2018	2,319	
Quarter ending December 2018	2,275	↓
Quarter ending March 2019	2,285	→
Quarter ending June 2019	2,303	→
Quarter ending September 2019	2,286	→
Variance since September 2018	(1.4%)	↓



ACTIVITY



Month	2019	2020
April	525	756
May	1,188	1,514
June	1,778	1,643
July	2,876	2,683
August	3,526	3,217
September	4,237	3,911
October	5,075	
November	5,726	
December	6,144	
January	6,781	
February	7,632	
March	8,462	
April	8,647	
May	8,637	
June	8,637	

QUALITY

	Quantity	Base Number	Contract	AT	Region	England
% of FP17s for the same patient ID Re-attending within 3 months - Children	3	216	1.4%	9.4%	11.3%	11.5%
% of FP17s for the same patient ID Re-attending within 3 months - Adults	288	1,686	17.1%	14.0%	14.7%	15.4%
% of FP17s for the same patient ID Re-attending between 3 & 9 months - Children	164	216	75.9%	57.4%	60.8%	59.7%
% of FP17s for the same patient ID Re-attending between 3 & 9 months - Adults	1,111	1,686	65.9%	51.1%	52.8%	51.7%
% of FP17s for Band 1 Urgent Courses	152	1,806	8.4%	8.8%	8.2%	9.2%
% of FP17s Relating to Free Repair or Replacements	41	1,806	2.3%	0.7%	0.7%	0.7%
% of FP17s Relating to Continuations	16	1,806	0.9%	0.7%	0.8%	0.8%
% of Patients satisfied with the dentistry they have received	1	1	N/A	94.3%	93.2%	93.5%
% of Patients satisfied with the time they had to wait for an appointment	1	1	N/A	88.6%	88.5%	87.4%

* This is based on patients treated on this contract for their most recent course of treatment.

Figures in italics indicate the base number of FP17s or Patient Questionnaire responses are less than 100. N/A is shown where the base number of responses is less than 10 during the period. % is calculated as Quantity/Base number*100

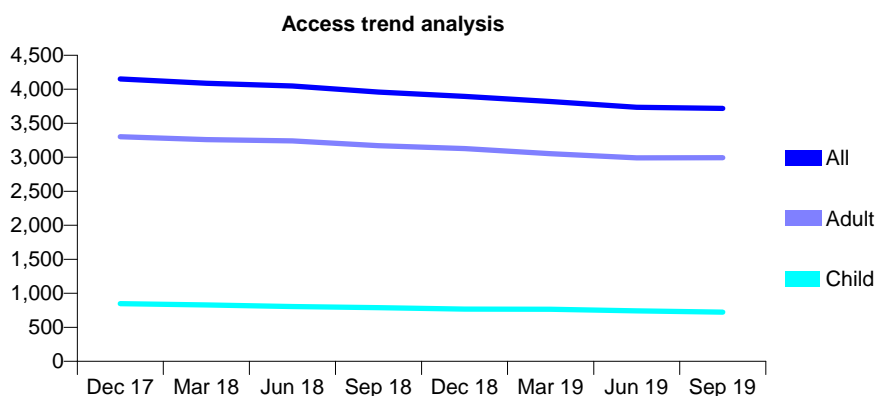
Q57 - Vital Signs At a Glance Contract Report for 567140/0001 - September 2019

Name or company name	MR SA NAJEFI
Contract type name	GDS Contract
Purpose of contract	General
Contract start date	01/04/2006
Contract end date	

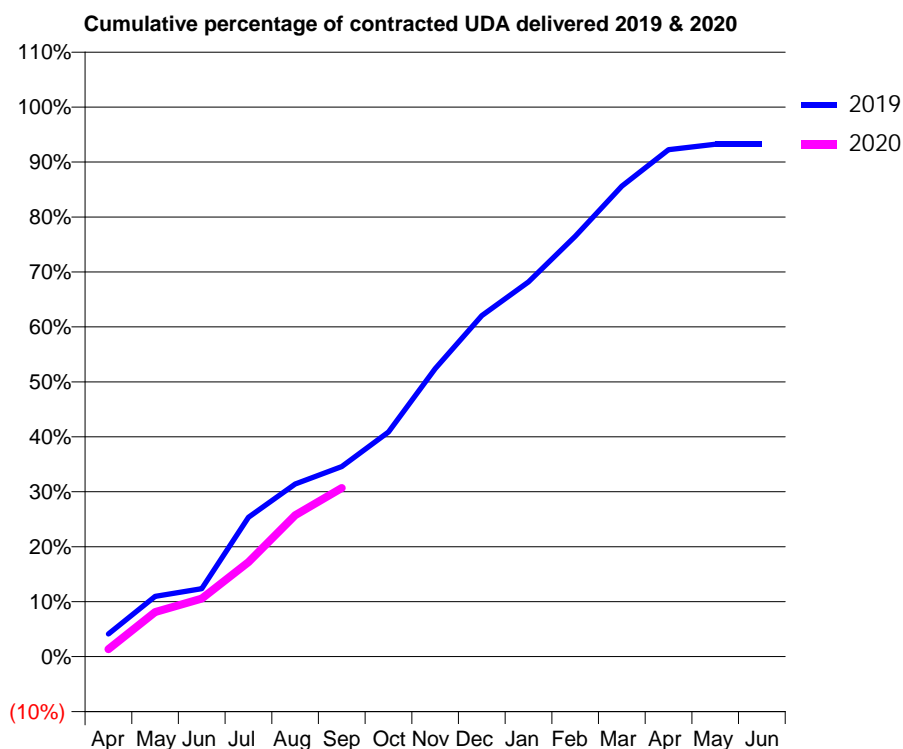
19/20 Contracted general activity (UDA)	10,836
Carry forward general activity (UDA)	0
19/20 Contracted orthodontic activity (UOA)	0
Carry forward orthodontic activity (UOA)	0
Baseline contract value	£272,689.16

ACCESS*

Patients seen in 24 months	Total	Change since previous quarter
Quarter ending September 2018	3,958	
Quarter ending December 2018	3,895	↓
Quarter ending March 2019	3,820	↓
Quarter ending June 2019	3,734	↓
Quarter ending September 2019	3,718	→
Variance since September 2018	(6.1%)	↓



ACTIVITY



Month	Adjusted Scheduled Activity (UDA)	
	2019	2020
April	446	148
May	1,186	879
June	1,340	1,145
July	2,747	1,863
August	3,405	2,789
September	3,748	3,326
October	4,428	
November	5,679	
December	6,723	
January	7,387	
February	8,286	
March	9,277	
April	9,995	
May	10,104	
June	10,102	

QUALITY

	Quantity	Base Number	Contract	AT	Region	England
% of FP17s for the same patient ID Re-attending within 3 months - Children	41	619	6.6%	9.4%	11.3%	11.5%
% of FP17s for the same patient ID Re-attending within 3 months - Adults	287	2,260	12.7%	14.0%	14.7%	15.4%
% of FP17s for the same patient ID Re-attending between 3 & 9 months - Children	410	619	66.2%	57.4%	60.8%	59.7%
% of FP17s for the same patient ID Re-attending between 3 & 9 months - Adults	1,536	2,260	68.0%	51.1%	52.8%	51.7%
% of FP17s for Band 1 Urgent Courses	156	1,955	8.0%	8.8%	8.2%	9.2%
% of FP17s Relating to Free Repair or Replacements	2	1,955	0.1%	0.7%	0.7%	0.7%
% of FP17s Relating to Continuations	0	1,955	0.0%	0.7%	0.8%	0.8%
% of Patients satisfied with the dentistry they have received	5	5	N/A	94.3%	93.2%	93.5%
% of Patients satisfied with the time they had to wait for an appointment	4	5	N/A	88.6%	88.5%	87.4%

* This is based on patients treated on this contract for their most recent course of treatment. Figures in italics indicate the base number of FP17s or Patient Questionnaire responses are less than 100. N/A is shown where the base number of responses is less than 10 during the period. % is calculated as Quantity/Base number*100

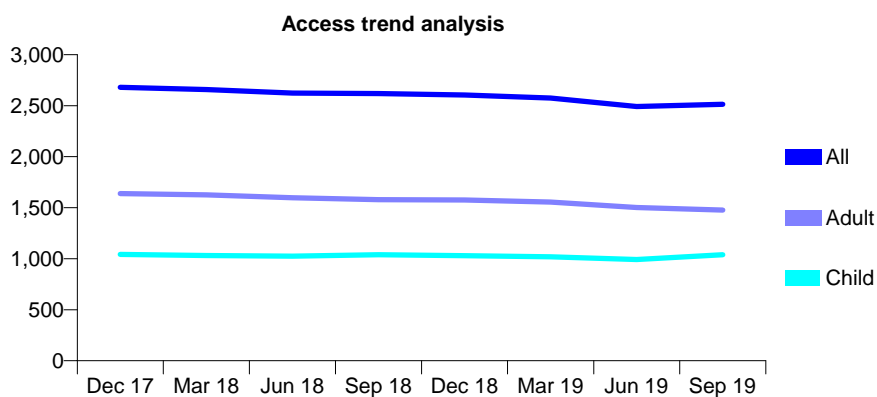
Q57 - Vital Signs At a Glance Contract Report for 570184/0001 - September 2019

Name or company name	MRS BI HELLYAR
Contract type name	GDS Contract
Purpose of contract	General
Contract start date	01/04/2006
Contract end date	

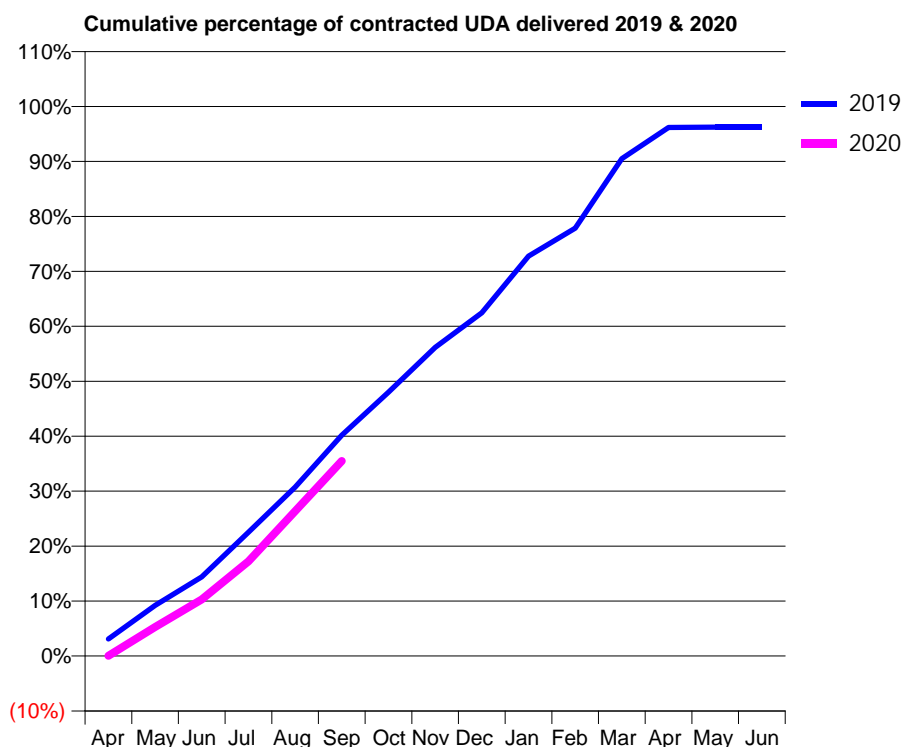
19/20 Contracted general activity (UDA)	7,174
Carry forward general activity (UDA)	270
19/20 Contracted orthodontic activity (UOA)	0
Carry forward orthodontic activity (UOA)	0
Baseline contract value	£188,904.31

ACCESS*

Patients seen in 24 months	Total	Change since previous quarter
Quarter ending September 2018	2,619	
Quarter ending December 2018	2,605	→
Quarter ending March 2019	2,574	↓
Quarter ending June 2019	2,492	↓
Quarter ending September 2019	2,515	→
Variance since September 2018	(4.0%)	↓



ACTIVITY



Month	Adjusted Scheduled Activity (UDA)	
	2019	2020
April	222	5
May	660	381
June	1,034	738
July	1,617	1,238
August	2,205	1,892
September	2,883	2,545
October	3,445	
November	4,030	
December	4,480	
January	5,220	
February	5,586	
March	6,492	
April	6,900	
May	6,904	
June	6,904	

QUALITY

	Quantity	Base Number	Contract	AT	Region	England
% of FP17s for the same patient ID Re-attending within 3 months - Children	80	699	11.4%	9.4%	11.3%	11.5%
% of FP17s for the same patient ID Re-attending within 3 months - Adults	147	958	15.3%	14.0%	14.7%	15.4%
% of FP17s for the same patient ID Re-attending between 3 & 9 months - Children	284	699	40.6%	57.4%	60.8%	59.7%
% of FP17s for the same patient ID Re-attending between 3 & 9 months - Adults	466	958	48.6%	51.1%	52.8%	51.7%
% of FP17s for Band 1 Urgent Courses	227	1,536	14.8%	8.8%	8.2%	9.2%
% of FP17s Relating to Free Repair or Replacements	20	1,536	1.3%	0.7%	0.7%	0.7%
% of FP17s Relating to Continuations	25	1,536	1.6%	0.7%	0.8%	0.8%
% of Patients satisfied with the dentistry they have received	0	0	N/A	94.3%	93.2%	93.5%
% of Patients satisfied with the time they had to wait for an appointment	0	0	N/A	88.6%	88.5%	87.4%

* This is based on patients treated on this contract for their most recent course of treatment. Figures in italics indicate the base number of FP17s or Patient Questionnaire responses are less than 100. N/A is shown where the base number of responses is less than 10 during the period. % is calculated as Quantity/Base number*100

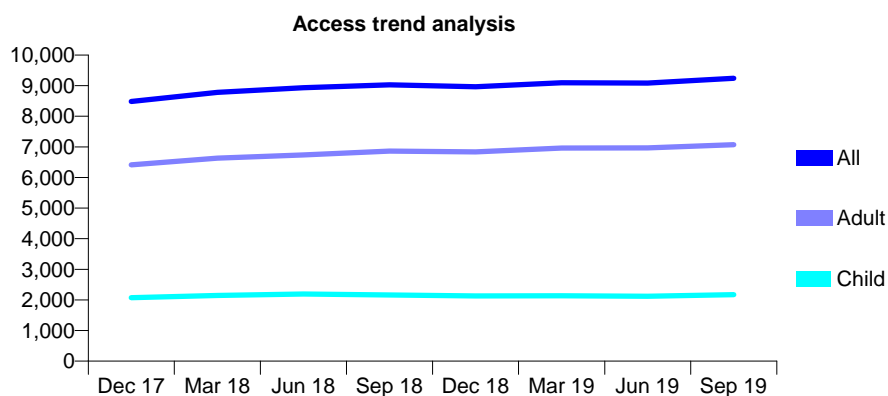
Q57 - Vital Signs At a Glance Contract Report for 573310/0001 - September 2019

Name or company name	MR R PRASHAR
Contract type name	GDS Contract
Purpose of contract	General
Contract start date	01/04/2006
Contract end date	

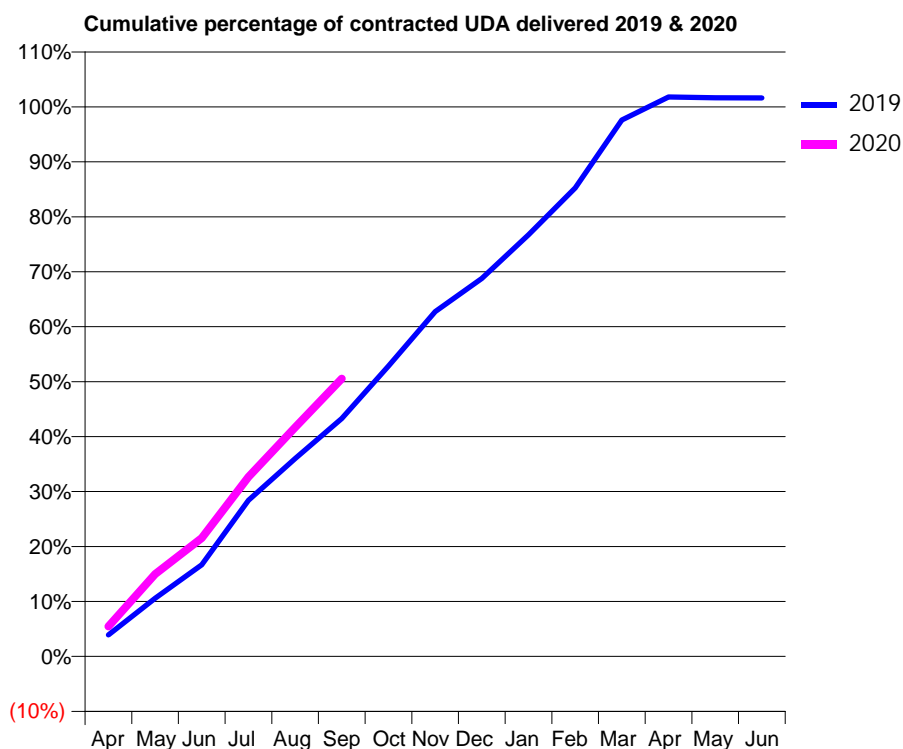
19/20 Contracted general activity (UDA)	22,381
Carry forward general activity (UDA)	-361
19/20 Contracted orthodontic activity (UOA)	0
Carry forward orthodontic activity (UOA)	0
Baseline contract value	£610,639.37

ACCESS*

Patients seen in 24 months	Total	Change since previous quarter
Quarter ending September 2018	9,024	
Quarter ending December 2018	8,964	→
Quarter ending March 2019	9,098	→
Quarter ending June 2019	9,081	→
Quarter ending September 2019	9,239	→
Variance since September 2018	2.4%	↑



ACTIVITY



Month	2019	2020
April	880	1,226
May	2,370	3,351
June	3,736	4,818
July	6,355	7,308
August	8,063	9,333
September	9,685	11,309
October	11,825	
November	14,045	
December	15,394	
January	17,173	
February	19,080	
March	21,841	
April	22,782	
May	22,751	
June	22,742	

QUALITY

	Quantity	Base Number	Contract	AT	Region	England
% of FP17s for the same patient ID Re-attending within 3 months - Children	156	1,439	10.8%	9.4%	11.3%	11.5%
% of FP17s for the same patient ID Re-attending within 3 months - Adults	825	4,016	20.5%	14.0%	14.7%	15.4%
% of FP17s for the same patient ID Re-attending between 3 & 9 months - Children	744	1,439	51.7%	57.4%	60.8%	59.7%
% of FP17s for the same patient ID Re-attending between 3 & 9 months - Adults	1,463	4,016	36.4%	51.1%	52.8%	51.7%
% of FP17s for Band 1 Urgent Courses	1,169	5,085	23.0%	8.8%	8.2%	9.2%
% of FP17s Relating to Free Repair or Replacements	9	5,085	0.2%	0.7%	0.7%	0.7%
% of FP17s Relating to Continuations	4	5,085	0.1%	0.7%	0.8%	0.8%
% of Patients satisfied with the dentistry they have received	1	1	N/A	94.3%	93.2%	93.5%
% of Patients satisfied with the time they had to wait for an appointment	0	1	N/A	88.6%	88.5%	87.4%

* This is based on patients treated on this contract for their most recent course of treatment. Figures in italics indicate the base number of FP17s or Patient Questionnaire responses are less than 100. N/A is shown where the base number of responses is less than 10 during the period. % is calculated as Quantity/Base number*100

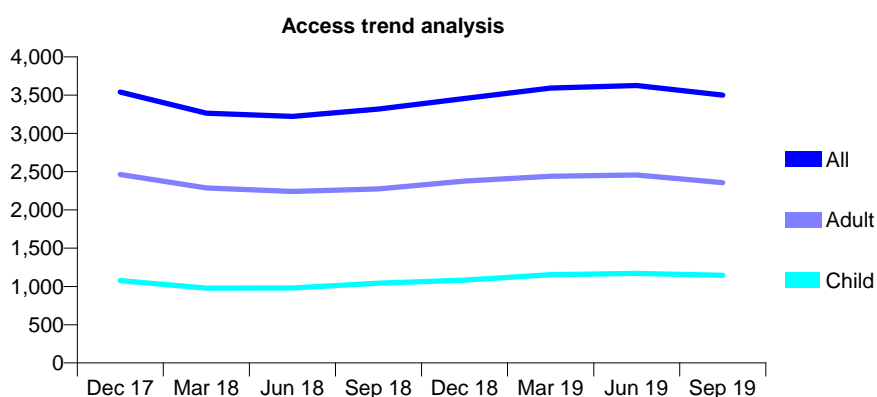
Q57 - Vital Signs At a Glance Contract Report for 573310/0003 - September 2019

Name or company name	MR R PRASHAR
Contract type name	GDS Contract
Purpose of contract	General
Contract start date	01/07/2009
Contract end date	

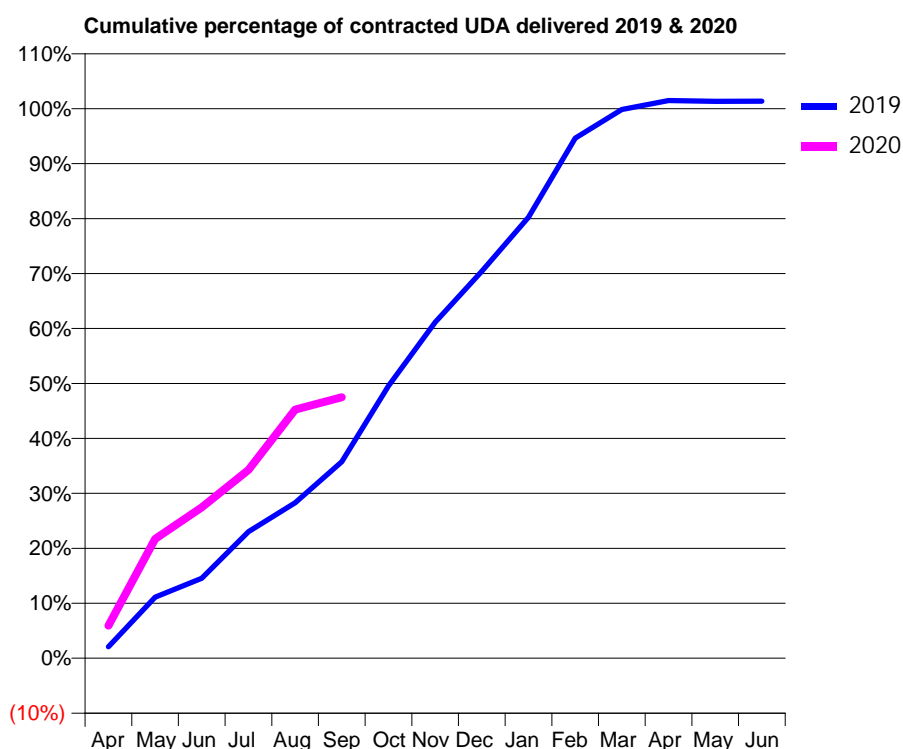
19/20 Contracted general activity (UDA)	7,000
Carry forward general activity (UDA)	-94
19/20 Contracted orthodontic activity (UOA)	0
Carry forward orthodontic activity (UOA)	0
Baseline contract value	£187,530.59

ACCESS*

Patients seen in 24 months	Total	Change since previous quarter
Quarter ending September 2018	3,318	
Quarter ending December 2018	3,457	↑
Quarter ending March 2019	3,593	↑
Quarter ending June 2019	3,626	→
Quarter ending September 2019	3,501	↓
Variance since September 2018	5.5%	↑



ACTIVITY



Month	2019	2020
April	145	415
May	778	1,519
June	1,018	1,923
July	1,610	2,400
August	1,980	3,167
September	2,504	3,324
October	3,468	
November	4,280	
December	4,928	
January	5,616	
February	6,624	
March	6,989	
April	7,103	
May	7,093	
June	7,094	

QUALITY

	Quantity	Base Number	Contract	AT	Region	England
% of FP17s for the same patient ID Re-attending within 3 months - Children	46	706	6.5%	9.4%	11.3%	11.5%
% of FP17s for the same patient ID Re-attending within 3 months - Adults	158	1,239	12.8%	14.0%	14.7%	15.4%
% of FP17s for the same patient ID Re-attending between 3 & 9 months - Children	359	706	50.8%	57.4%	60.8%	59.7%
% of FP17s for the same patient ID Re-attending between 3 & 9 months - Adults	457	1,239	36.9%	51.1%	52.8%	51.7%
% of FP17s for Band 1 Urgent Courses	281	1,892	14.9%	8.8%	8.2%	9.2%
% of FP17s Relating to Free Repair or Replacements	0	1,892	0.0%	0.7%	0.7%	0.7%
% of FP17s Relating to Continuations	0	1,892	0.0%	0.7%	0.8%	0.8%
% of Patients satisfied with the dentistry they have received	3	4	N/A	94.3%	93.2%	93.5%
% of Patients satisfied with the time they had to wait for an appointment	3	4	N/A	88.6%	88.5%	87.4%

* This is based on patients treated on this contract for their most recent course of treatment.

Figures in italics indicate the base number of FP17s or Patient Questionnaire responses are less than 100. N/A is shown where the base number of responses is less than 10 during the period. % is calculated as Quantity/Base number*100

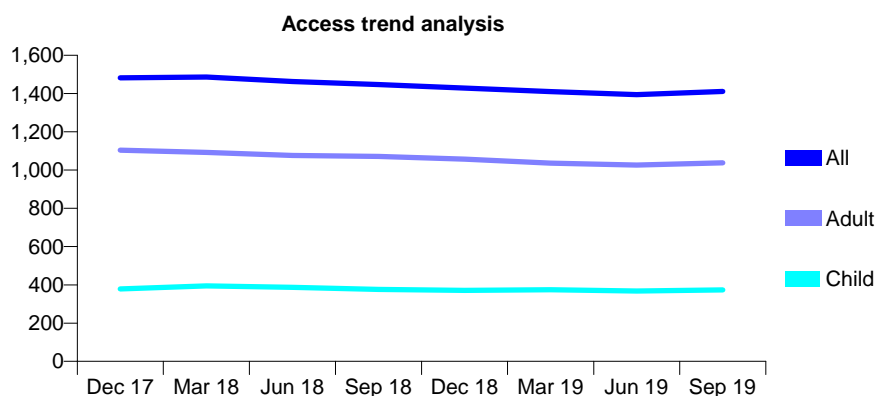
Q57 - Vital Signs At a Glance Contract Report for 574732/0002 - September 2019

Name or company name	MR B LILADHAR
Contract type name	GDS Contract
Purpose of contract	General
Contract start date	01/04/2006
Contract end date	

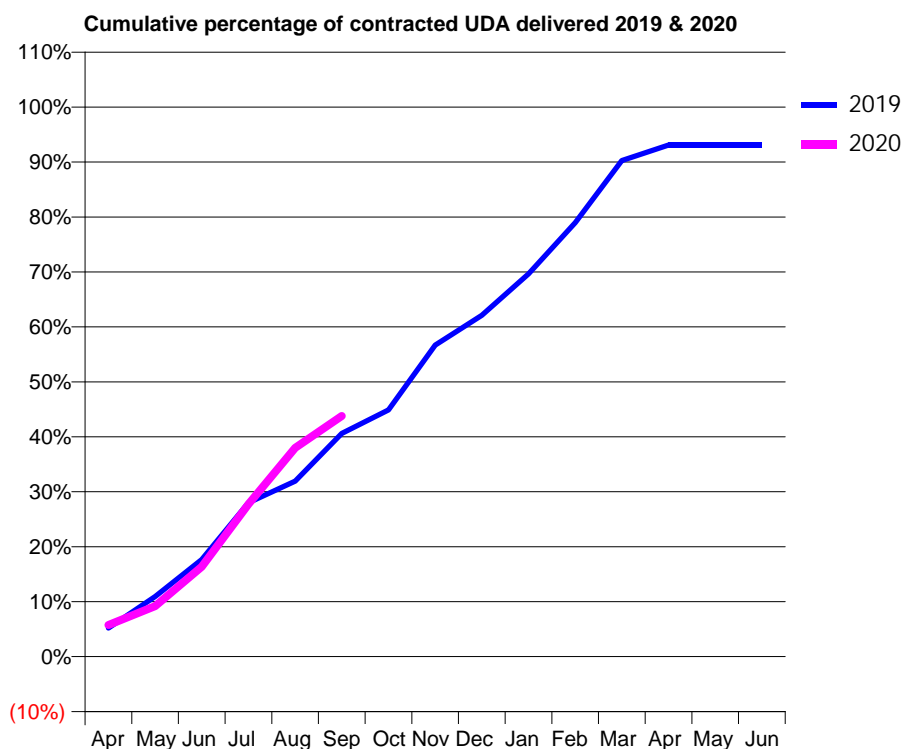
19/20 Contracted general activity (UDA)	4,500
Carry forward general activity (UDA)	0
19/20 Contracted orthodontic activity (UOA)	0
Carry forward orthodontic activity (UOA)	0
Baseline contract value	£128,576.48

ACCESS*

Patients seen in 24 months	Total	Change since previous quarter
Quarter ending September 2018	1,447	
Quarter ending December 2018	1,428	↓
Quarter ending March 2019	1,410	↓
Quarter ending June 2019	1,394	↓
Quarter ending September 2019	1,411	→
Variance since September 2018	(2.5%)	↓



ACTIVITY



Month	Adjusted Scheduled Activity (UDA)	
	2019	2020
April	235	259
May	492	414
June	796	736
July	1,260	1,248
August	1,436	1,710
September	1,828	1,970
October	2,020	
November	2,552	
December	2,795	
January	3,134	
February	3,554	
March	4,061	
April	4,190	
May	4,190	
June	4,190	

QUALITY

	Quantity	Base Number	Contract	AT	Region	England
% of FP17s for the same patient ID Re-attending within 3 months - Children	43	305	14.1%	9.4%	11.3%	11.5%
% of FP17s for the same patient ID Re-attending within 3 months - Adults	81	739	11.0%	14.0%	14.7%	15.4%
% of FP17s for the same patient ID Re-attending between 3 & 9 months - Children	187	305	61.3%	57.4%	60.8%	59.7%
% of FP17s for the same patient ID Re-attending between 3 & 9 months - Adults	429	739	58.1%	51.1%	52.8%	51.7%
% of FP17s for Band 1 Urgent Courses	37	996	3.7%	8.8%	8.2%	9.2%
% of FP17s Relating to Free Repair or Replacements	9	996	0.9%	0.7%	0.7%	0.7%
% of FP17s Relating to Continuations	6	996	0.6%	0.7%	0.8%	0.8%
% of Patients satisfied with the dentistry they have received	1	1	N/A	94.3%	93.2%	93.5%
% of Patients satisfied with the time they had to wait for an appointment	1	1	N/A	88.6%	88.5%	87.4%

* This is based on patients treated on this contract for their most recent course of treatment. Figures in italics indicate the base number of FP17s or Patient Questionnaire responses are less than 100. N/A is shown where the base number of responses is less than 10 during the period. % is calculated as Quantity/Base number*100

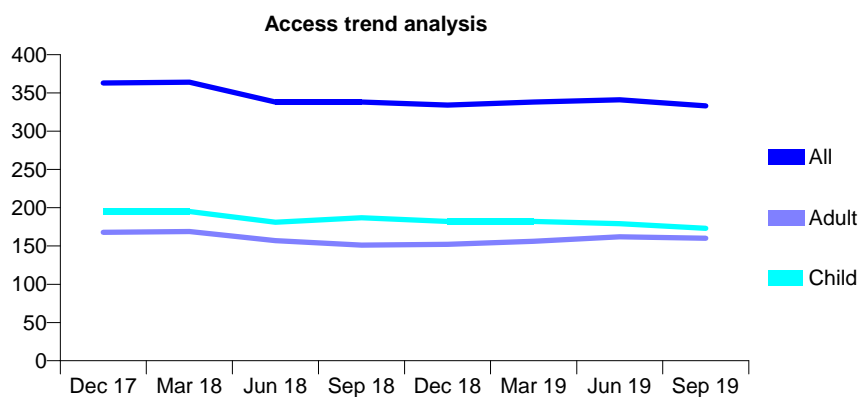
Q57 - Vital Signs At a Glance Contract Report for 575305/0001 - September 2019

Name or company name	MR AA JALEEL
Contract type name	GDS Contract
Purpose of contract	General
Contract start date	01/04/2006
Contract end date	

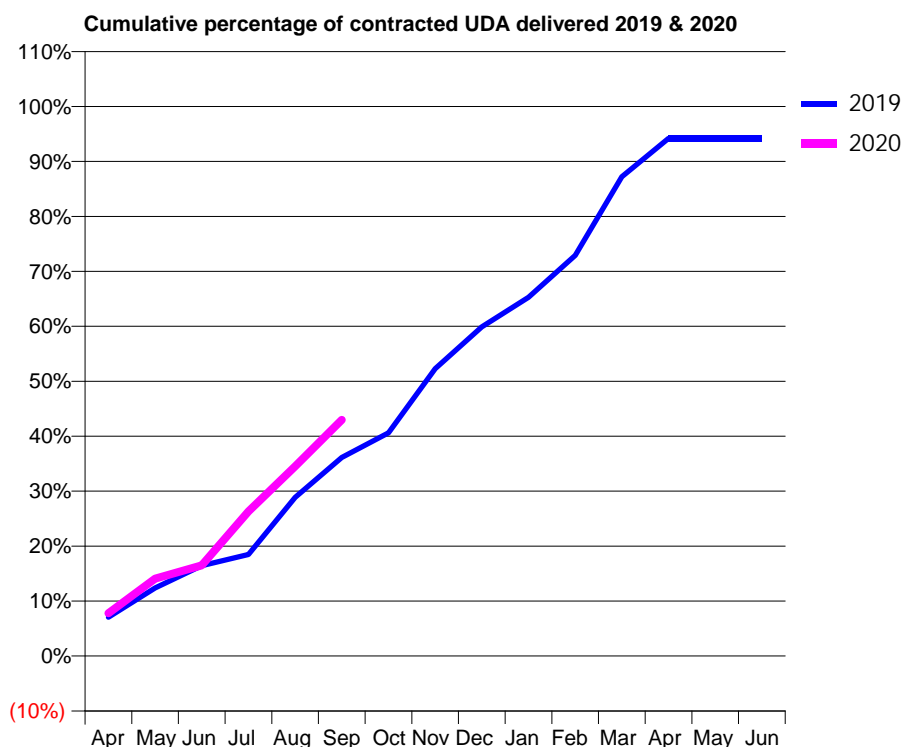
19/20 Contracted general activity (UDA)	500
Carry forward general activity (UDA)	0
19/20 Contracted orthodontic activity (UOA)	0
Carry forward orthodontic activity (UOA)	0
Baseline contract value	£16,974.00

ACCESS*

Patients seen in 24 months	Total	Change since previous quarter
Quarter ending September 2018	338	
Quarter ending December 2018	334	↓
Quarter ending March 2019	338	→
Quarter ending June 2019	341	→
Quarter ending September 2019	333	↓
Variance since September 2018	(1.5%)	↓



ACTIVITY



Month	Adjusted Scheduled Activity (UDA)	
	2019	2020
April	35	39
May	62	70
June	82	82
July	92	132
August	144	173
September	181	215
October	203	
November	261	
December	299	
January	326	
February	365	
March	436	
April	471	
May	471	
June	471	

QUALITY

	Quantity	Base Number	Contract	AT	Region	England
% of FP17s for the same patient ID Re-attending within 3 months - Children	0	89	0.0%	9.4%	11.3%	11.5%
% of FP17s for the same patient ID Re-attending within 3 months - Adults	5	89	5.6%	14.0%	14.7%	15.4%
% of FP17s for the same patient ID Re-attending between 3 & 9 months - Children	16	89	18.0%	57.4%	60.8%	59.7%
% of FP17s for the same patient ID Re-attending between 3 & 9 months - Adults	25	89	28.1%	51.1%	52.8%	51.7%
% of FP17s for Band 1 Urgent Courses	4	149	2.7%	8.8%	8.2%	9.2%
% of FP17s Relating to Free Repair or Replacements	0	149	0.0%	0.7%	0.7%	0.7%
% of FP17s Relating to Continuations	0	149	0.0%	0.7%	0.8%	0.8%
% of Patients satisfied with the dentistry they have received	0	0	N/A	94.3%	93.2%	93.5%
% of Patients satisfied with the time they had to wait for an appointment	0	0	N/A	88.6%	88.5%	87.4%

* This is based on patients treated on this contract for their most recent course of treatment. Figures in italics indicate the base number of FP17s or Patient Questionnaire responses are less than 100. N/A is shown where the base number of responses is less than 10 during the period. % is calculated as Quantity/Base number*100

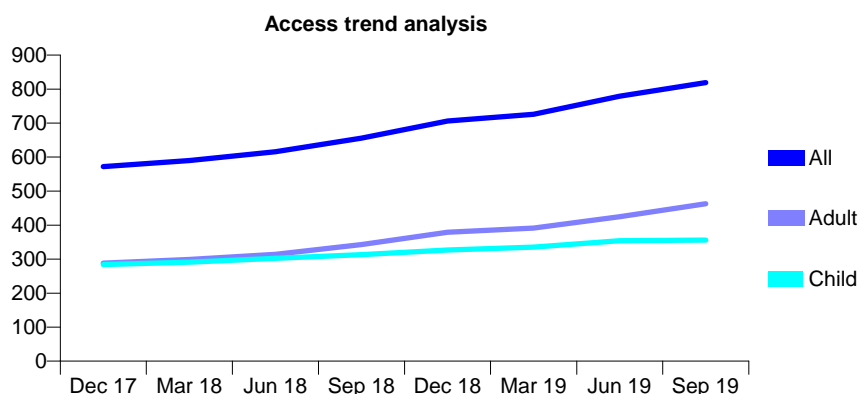
Q57 - Vital Signs At a Glance Contract Report for 577987/0002 - September 2019

Name or company name	MR K SHETH
Contract type name	GDS Contract
Purpose of contract	General
Contract start date	01/05/2007
Contract end date	

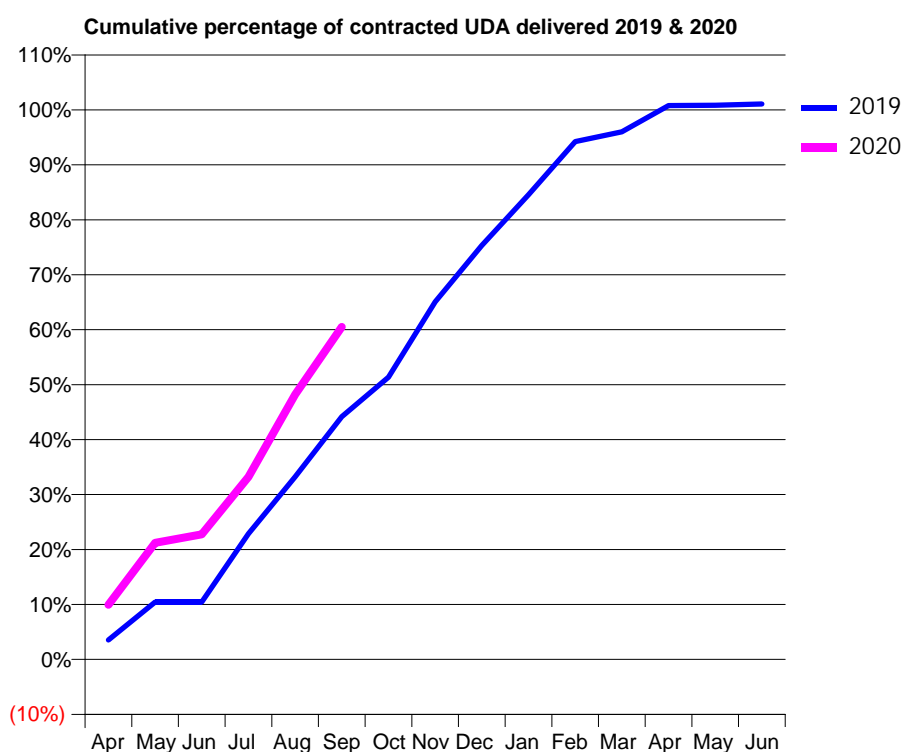
19/20 Contracted general activity (UDA)	1,700
Carry forward general activity (UDA)	-18
19/20 Contracted orthodontic activity (UOA)	0
Carry forward orthodontic activity (UOA)	0
Baseline contract value	£49,927.36

ACCESS*

Patients seen in 24 months	Total	Change since previous quarter
Quarter ending September 2018	656	
Quarter ending December 2018	706	↑
Quarter ending March 2019	726	↑
Quarter ending June 2019	779	↑
Quarter ending September 2019	819	↑
Variance since September 2018	24.8%	↑



ACTIVITY



Month	Adjusted Scheduled Activity (UDA)	
	2019	2020
April	61	169
May	178	361
June	178	387
July	389	565
August	565	819
September	751	1,029
October	873	
November	1,106	
December	1,280	
January	1,437	
February	1,602	
March	1,632	
April	1,713	
May	1,714	
June	1,718	

QUALITY

	Quantity	Base Number	Contract	AT	Region	England
% of FP17s for the same patient ID Re-attending within 3 months - Children	22	287	7.7%	9.4%	11.3%	11.5%
% of FP17s for the same patient ID Re-attending within 3 months - Adults	53	313	16.9%	14.0%	14.7%	15.4%
% of FP17s for the same patient ID Re-attending between 3 & 9 months - Children	148	287	51.6%	57.4%	60.8%	59.7%
% of FP17s for the same patient ID Re-attending between 3 & 9 months - Adults	86	313	27.5%	51.1%	52.8%	51.7%
% of FP17s for Band 1 Urgent Courses	49	523	9.4%	8.8%	8.2%	9.2%
% of FP17s Relating to Free Repair or Replacements	3	523	0.6%	0.7%	0.7%	0.7%
% of FP17s Relating to Continuations	12	523	2.3%	0.7%	0.8%	0.8%
% of Patients satisfied with the dentistry they have received	0	0	N/A	94.3%	93.2%	93.5%
% of Patients satisfied with the time they had to wait for an appointment	0	0	N/A	88.6%	88.5%	87.4%

* This is based on patients treated on this contract for their most recent course of treatment. Figures in italics indicate the base number of FP17s or Patient Questionnaire responses are less than 100. N/A is shown where the base number of responses is less than 10 during the period. % is calculated as Quantity/Base number*100

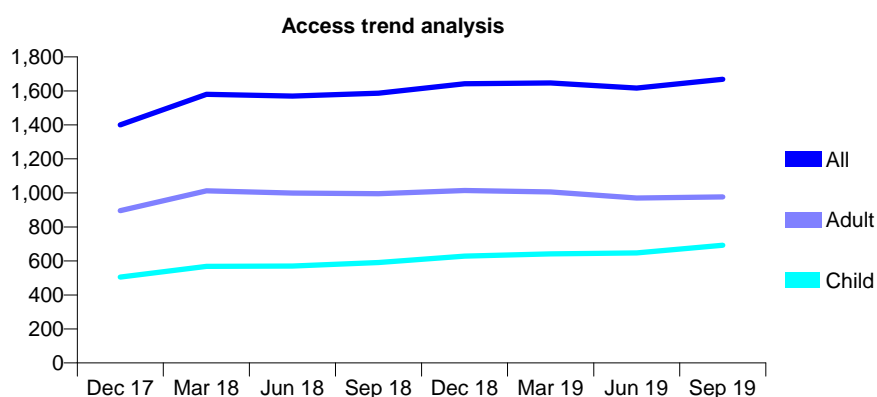
Q57 - Vital Signs At a Glance Contract Report for 616001/0001 - September 2019

Name or company name	MRS P SHARMA
Contract type name	GDS Contract
Purpose of contract	General
Contract start date	01/11/2014
Contract end date	

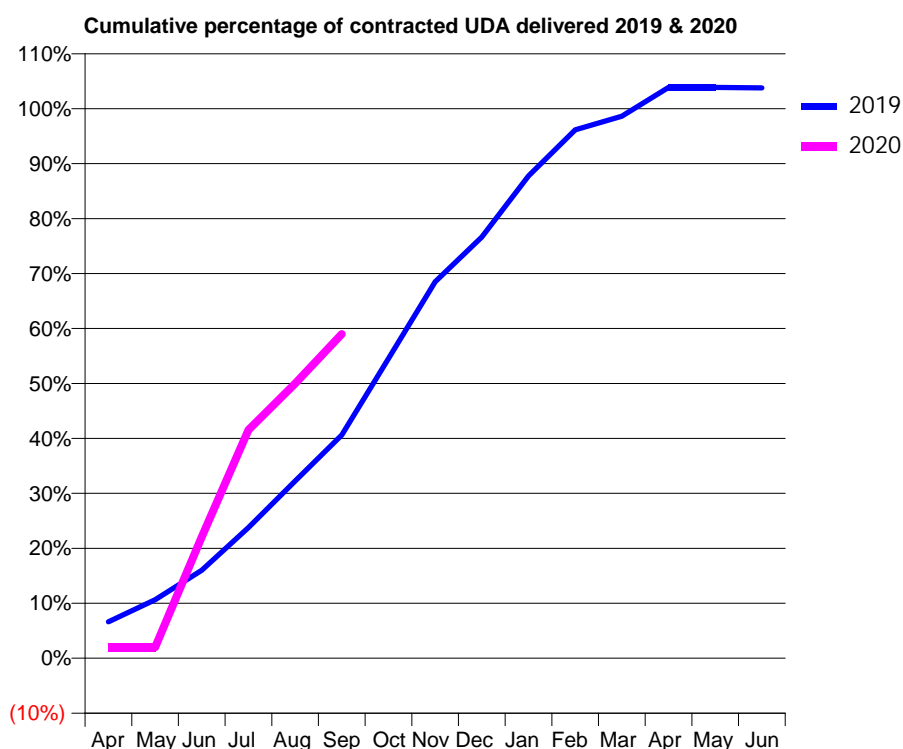
19/20 Contracted general activity (UDA)	2,738
Carry forward general activity (UDA)	-55
19/20 Contracted orthodontic activity (UOA)	0
Carry forward orthodontic activity (UOA)	0
Baseline contract value	£68,271.43

ACCESS*

Patients seen in 24 months	Total	Change since previous quarter
Quarter ending September 2018	1,586	
Quarter ending December 2018	1,642	↑
Quarter ending March 2019	1,647	→
Quarter ending June 2019	1,617	↓
Quarter ending September 2019	1,669	↑
Variance since September 2018	5.2%	↑



ACTIVITY



Month	2019	2020
April	181	55
May	292	55
June	438	605
July	651	1,137
August	883	1,368
September	1,112	1,615
October	1,493	
November	1,876	
December	2,099	
January	2,403	
February	2,632	
March	2,700	
April	2,844	
May	2,844	
June	2,841	

QUALITY

	Quantity	Base Number	Contract	AT	Region	England
% of FP17s for the same patient ID Re-attending within 3 months - Children	50	538	9.3%	9.4%	11.3%	11.5%
% of FP17s for the same patient ID Re-attending within 3 months - Adults	44	473	9.3%	14.0%	14.7%	15.4%
% of FP17s for the same patient ID Re-attending between 3 & 9 months - Children	290	538	53.9%	57.4%	60.8%	59.7%
% of FP17s for the same patient ID Re-attending between 3 & 9 months - Adults	221	473	46.7%	51.1%	52.8%	51.7%
% of FP17s for Band 1 Urgent Courses	65	887	7.3%	8.8%	8.2%	9.2%
% of FP17s Relating to Free Repair or Replacements	3	887	0.3%	0.7%	0.7%	0.7%
% of FP17s Relating to Continuations	0	887	0.0%	0.7%	0.8%	0.8%
% of Patients satisfied with the dentistry they have received	0	0	N/A	94.3%	93.2%	93.5%
% of Patients satisfied with the time they had to wait for an appointment	0	0	N/A	88.6%	88.5%	87.4%

* This is based on patients treated on this contract for their most recent course of treatment.

Figures in italics indicate the base number of FP17s or Patient Questionnaire responses are less than 100. N/A is shown where the base number of responses is less than 10 during the period. % is calculated as Quantity/Base number*100

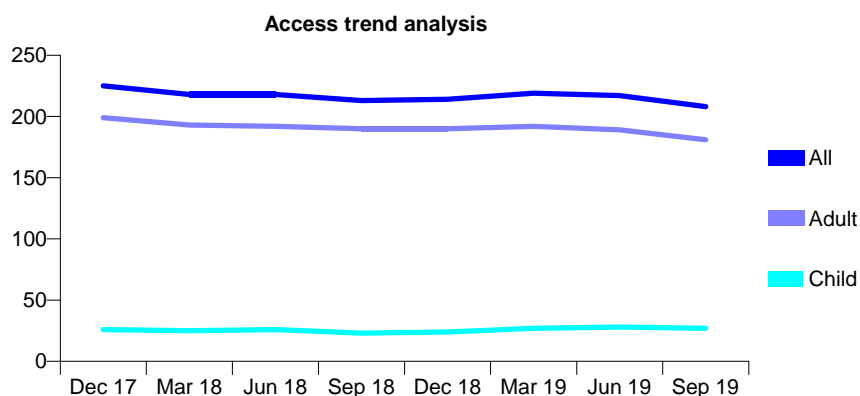
Q57 - Vital Signs At a Glance Contract Report for 618683/0001 - September 2019

Name or company name	Papineni Dental Practice
Contract type name	GDS Contract
Purpose of contract	General
Contract start date	01/04/2006
Contract end date	

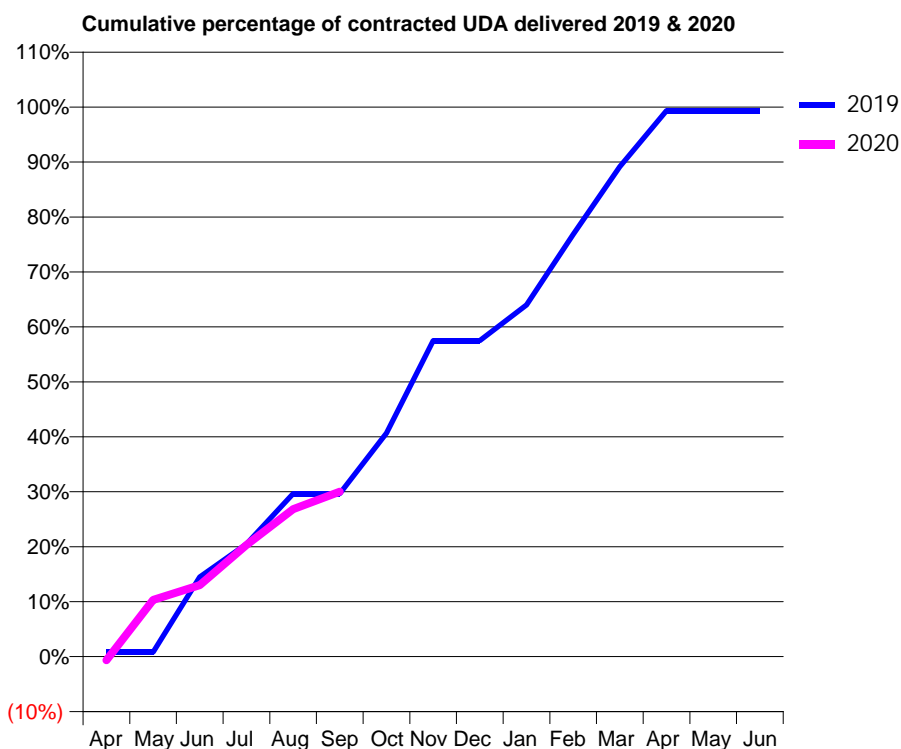
19/20 Contracted general activity (UDA)	600
Carry forward general activity (UDA)	4
19/20 Contracted orthodontic activity (UOA)	0
Carry forward orthodontic activity (UOA)	0
Baseline contract value	£13,236.48

ACCESS*

Patients seen in 24 months	Total	Change since previous quarter
Quarter ending September 2018	213	
Quarter ending December 2018	214	→
Quarter ending March 2019	219	↑
Quarter ending June 2019	217	→
Quarter ending September 2019	208	↓
Variance since September 2018	(2.3%)	↓



ACTIVITY



Month	Adjusted Scheduled Activity (UDA)	
	2019	2020
April	5	-4
May	5	62
June	87	78
July	123	122
August	178	161
September	178	180
October	244	
November	345	
December	345	
January	384	
February	461	
March	535	
April	596	
May	596	
June	596	

QUALITY

	Quantity	Base Number	Contract	AT	Region	England
% of FP17s for the same patient ID Re-attending within 3 months - Children	0	20	0.0%	9.4%	11.3%	11.5%
% of FP17s for the same patient ID Re-attending within 3 months - Adults	11	143	7.7%	14.0%	14.7%	15.4%
% of FP17s for the same patient ID Re-attending between 3 & 9 months - Children	14	20	70.0%	57.4%	60.8%	59.7%
% of FP17s for the same patient ID Re-attending between 3 & 9 months - Adults	114	143	79.7%	51.1%	52.8%	51.7%
% of FP17s for Band 1 Urgent Courses	0	127	0.0%	8.8%	8.2%	9.2%
% of FP17s Relating to Free Repair or Replacements	0	127	0.0%	0.7%	0.7%	0.7%
% of FP17s Relating to Continuations	0	127	0.0%	0.7%	0.8%	0.8%
% of Patients satisfied with the dentistry they have received	0	0	N/A	94.3%	93.2%	93.5%
% of Patients satisfied with the time they had to wait for an appointment	0	0	N/A	88.6%	88.5%	87.4%

* This is based on patients treated on this contract for their most recent course of treatment. Figures in italics indicate the base number of FP17s or Patient Questionnaire responses are less than 100. N/A is shown where the base number of responses is less than 10 during the period. % is calculated as Quantity/Base number*100

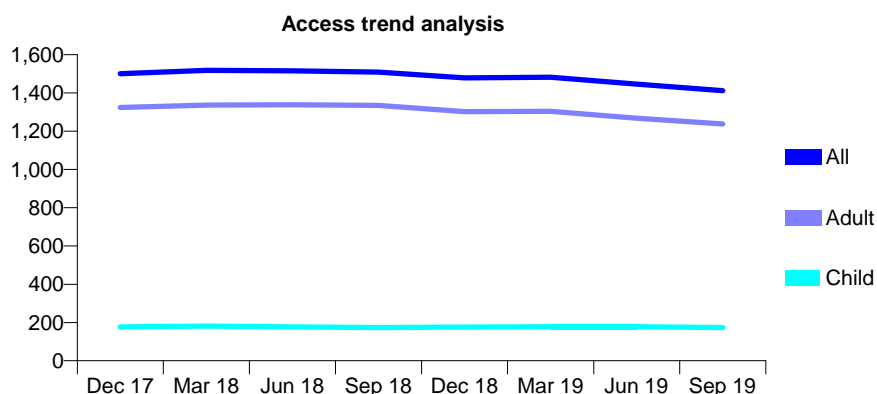
Q57 - Vital Signs At a Glance Contract Report for 618683/0002 - September 2019

Name or company name	Papineni Dental Practice
Contract type name	GDS Contract
Purpose of contract	General
Contract start date	01/04/2006
Contract end date	

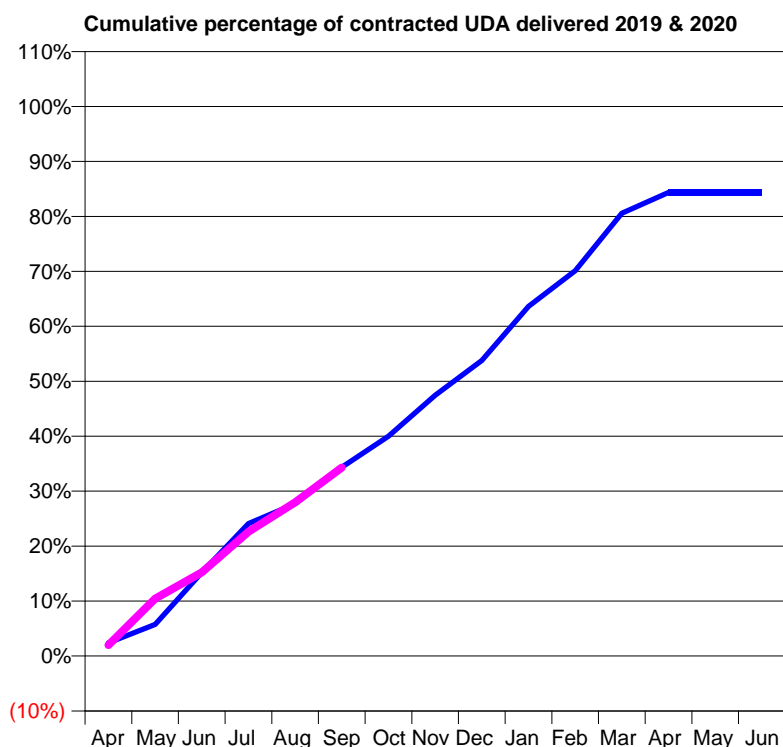
19/20 Contracted general activity (UDA)	4,500
Carry forward general activity (UDA)	0
19/20 Contracted orthodontic activity (UOA)	0
Carry forward orthodontic activity (UOA)	0
Baseline contract value	£92,336.55

ACCESS*

Patients seen in 24 months	Total	Change since previous quarter
Quarter ending September 2018	1,509	
Quarter ending December 2018	1,478	↓
Quarter ending March 2019	1,482	→
Quarter ending June 2019	1,446	↓
Quarter ending September 2019	1,412	↓
Variance since September 2018	(6.4%)	↓



ACTIVITY



Month	Adjusted Scheduled Activity (UDA)	
	2019	2020
April	109	90
May	259	470
June	683	685
July	1,085	1,018
August	1,248	1,258
September	1,546	1,543
October	1,800	
November	2,135	
December	2,419	
January	2,863	
February	3,156	
March	3,625	
April	3,797	
May	3,797	
June	3,797	

QUALITY

	Quantity	Base Number	Contract	AT	Region	England
% of FP17s for the same patient ID Re-attending within 3 months - Children	1	122	0.8%	9.4%	11.3%	11.5%
% of FP17s for the same patient ID Re-attending within 3 months - Adults	45	980	4.6%	14.0%	14.7%	15.4%
% of FP17s for the same patient ID Re-attending between 3 & 9 months - Children	104	122	85.2%	57.4%	60.8%	59.7%
% of FP17s for the same patient ID Re-attending between 3 & 9 months - Adults	822	980	83.9%	51.1%	52.8%	51.7%
% of FP17s for Band 1 Urgent Courses	1	1,005	0.1%	8.8%	8.2%	9.2%
% of FP17s Relating to Free Repair or Replacements	0	1,005	0.0%	0.7%	0.7%	0.7%
% of FP17s Relating to Continuations	0	1,005	0.0%	0.7%	0.8%	0.8%
% of Patients satisfied with the dentistry they have received	1	1	N/A	94.3%	93.2%	93.5%
% of Patients satisfied with the time they had to wait for an appointment	1	1	N/A	88.6%	88.5%	87.4%

* This is based on patients treated on this contract for their most recent course of treatment. Figures in italics indicate the base number of FP17s or Patient Questionnaire responses are less than 100. N/A is shown where the base number of responses is less than 10 during the period. % is calculated as Quantity/Base number*100

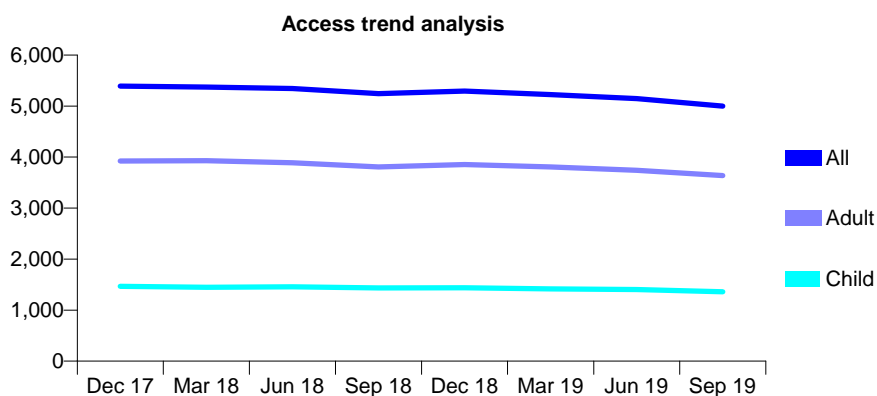
Q57 - Vital Signs At a Glance Contract Report for 631531/0003 - September 2019

Name or company name	Great Horkesley Dental Studio
Contract type name	GDS Contract
Purpose of contract	General
Contract start date	01/04/2006
Contract end date	

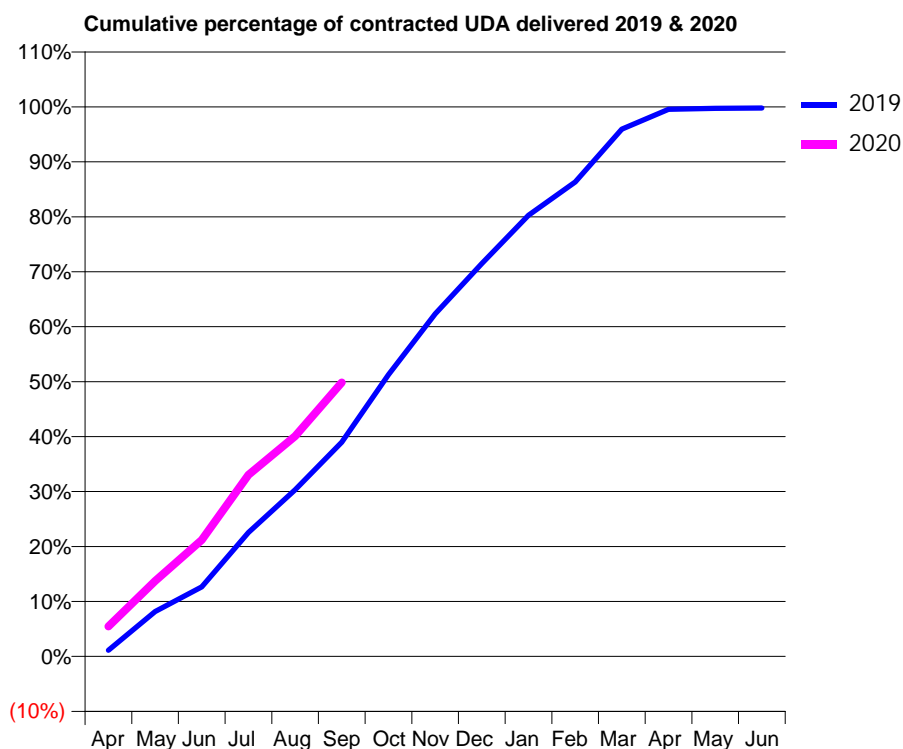
19/20 Contracted general activity (UDA)	11,071
Carry forward general activity (UDA)	23
19/20 Contracted orthodontic activity (UOA)	0
Carry forward orthodontic activity (UOA)	0
Baseline contract value	£255,792.79

ACCESS*

Patients seen in 24 months	Total	Change since previous quarter
Quarter ending September 2018	5,242	
Quarter ending December 2018	5,294	→
Quarter ending March 2019	5,224	↓
Quarter ending June 2019	5,146	↓
Quarter ending September 2019	4,999	↓
Variance since September 2018	(4.6%)	↓



ACTIVITY



Month	2019	2020
April	125	605
May	904	1,521
June	1,402	2,346
July	2,496	3,657
August	3,361	4,441
September	4,316	5,520
October	5,675	
November	6,901	
December	7,913	
January	8,890	
February	9,558	
March	10,622	
April	11,021	
May	11,041	
June	11,048	

QUALITY

	Quantity	Base Number	Contract	AT	Region	England
% of FP17s for the same patient ID Re-attending within 3 months - Children	44	884	5.0%	9.4%	11.3%	11.5%
% of FP17s for the same patient ID Re-attending within 3 months - Adults	314	2,292	13.7%	14.0%	14.7%	15.4%
% of FP17s for the same patient ID Re-attending between 3 & 9 months - Children	522	884	59.0%	57.4%	60.8%	59.7%
% of FP17s for the same patient ID Re-attending between 3 & 9 months - Adults	1,193	2,292	52.1%	51.1%	52.8%	51.7%
% of FP17s for Band 1 Urgent Courses	290	2,952	9.8%	8.8%	8.2%	9.2%
% of FP17s Relating to Free Repair or Replacements	13	2,952	0.4%	0.7%	0.7%	0.7%
% of FP17s Relating to Continuations	5	2,952	0.2%	0.7%	0.8%	0.8%
% of Patients satisfied with the dentistry they have received	4	4	N/A	94.3%	93.2%	93.5%
% of Patients satisfied with the time they had to wait for an appointment	3	4	N/A	88.6%	88.5%	87.4%

* This is based on patients treated on this contract for their most recent course of treatment. Figures in italics indicate the base number of FP17s or Patient Questionnaire responses are less than 100. N/A is shown where the base number of responses is less than 10 during the period. % is calculated as Quantity/Base number*100

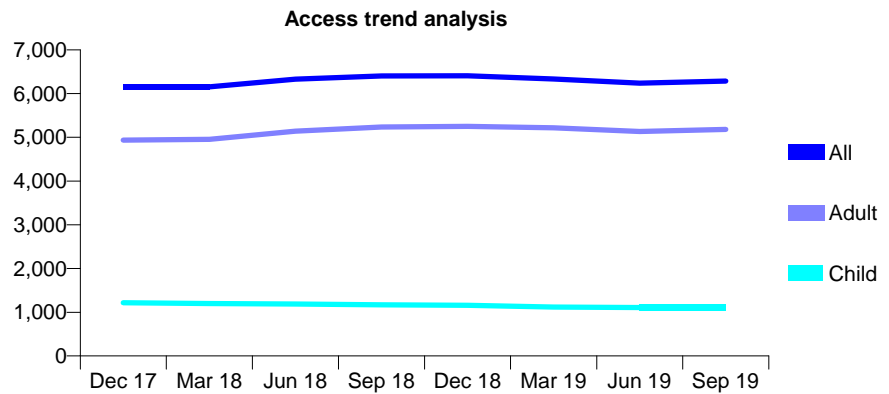
Q57 - Vital Signs At a Glance Contract Report for 635812/0001 - September 2019

Name or company name	Ford Road Dental Surgery
Contract type name	GDS Contract
Purpose of contract	General
Contract start date	01/04/2006
Contract end date	

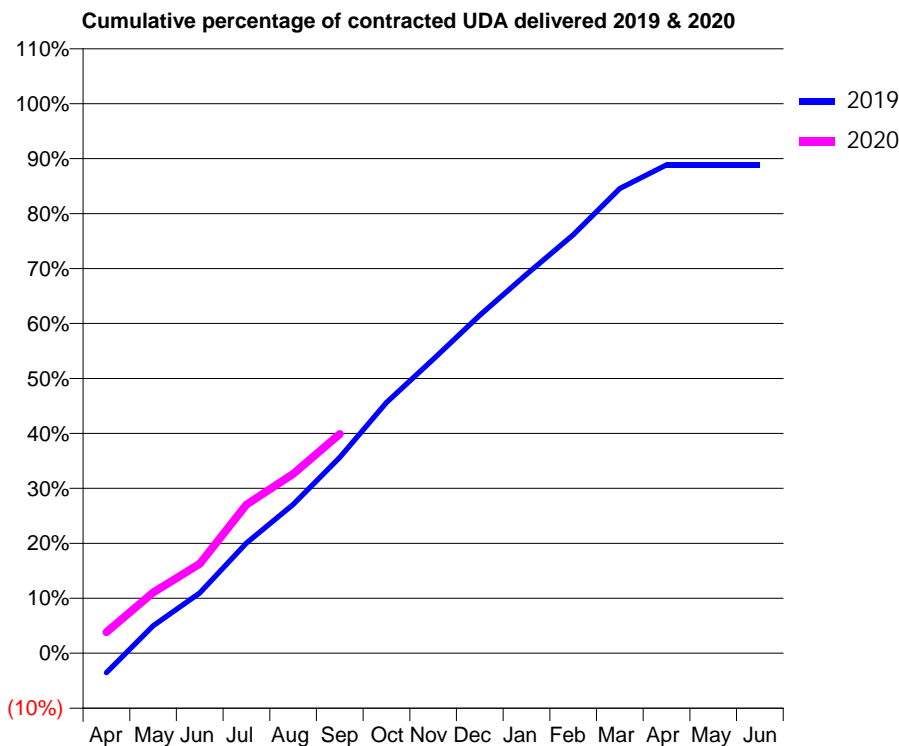
19/20 Contracted general activity (UDA)	24,500
Carry forward general activity (UDA)	0
19/20 Contracted orthodontic activity (UOA)	0
Carry forward orthodontic activity (UOA)	0
Baseline contract value	£590,301.66

ACCESS*

Patients seen in 24 months	Total	Change since previous quarter
Quarter ending September 2018	6,405	
Quarter ending December 2018	6,407	→
Quarter ending March 2019	6,335	↓
Quarter ending June 2019	6,240	↓
Quarter ending September 2019	6,288	→
Variance since September 2018	(1.8%)	↓



ACTIVITY



Month	2019	2020
April	-872	942
May	1,225	2,707
June	2,689	3,986
July	4,913	6,624
August	6,630	7,991
September	8,730	9,772
October	11,176	
November	13,104	
December	15,064	
January	16,892	
February	18,653	
March	20,717	
April	21,766	
May	21,766	
June	21,766	

QUALITY

	Quantity	Base Number	Contract	AT	Region	England
% of FP17s for the same patient ID Re-attending within 3 months - Children	55	783	7.0%	9.4%	11.3%	11.5%
% of FP17s for the same patient ID Re-attending within 3 months - Adults	459	3,315	13.8%	14.0%	14.7%	15.4%
% of FP17s for the same patient ID Re-attending between 3 & 9 months - Children	482	783	61.6%	57.4%	60.8%	59.7%
% of FP17s for the same patient ID Re-attending between 3 & 9 months - Adults	1,858	3,315	56.0%	51.1%	52.8%	51.7%
% of FP17s for Band 1 Urgent Courses	201	3,797	5.3%	8.8%	8.2%	9.2%
% of FP17s Relating to Free Repair or Replacements	28	3,797	0.7%	0.7%	0.7%	0.7%
% of FP17s Relating to Continuations	89	3,797	2.3%	0.7%	0.8%	0.8%
% of Patients satisfied with the dentistry they have received	5	7	N/A	94.3%	93.2%	93.5%
% of Patients satisfied with the time they had to wait for an appointment	4	7	N/A	88.6%	88.5%	87.4%

* This is based on patients treated on this contract for their most recent course of treatment. Figures in italics indicate the base number of FP17s or Patient Questionnaire responses are less than 100. N/A is shown where the base number of responses is less than 10 during the period. % is calculated as Quantity/Base number*100

Q57 - Vital Signs At a Glance Contract Report for 649694/0003 - September 2019

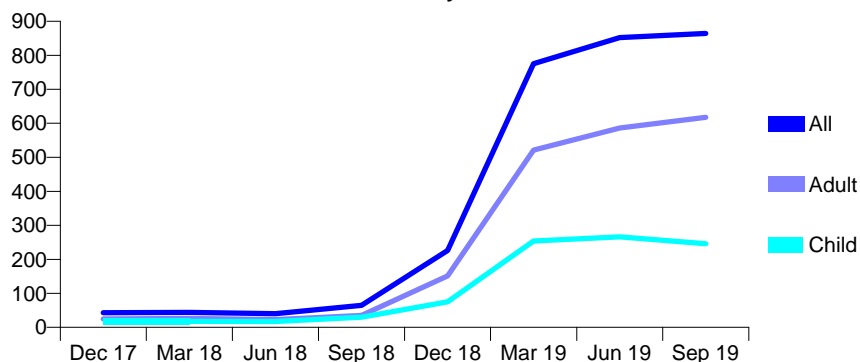
Name or company name	MR SB DENNY
Contract type name	GDS Contract
Purpose of contract	General
Contract start date	01/04/2008
Contract end date	

19/20 Contracted general activity (UDA)	1,020
Carry forward general activity (UDA)	0
19/20 Contracted orthodontic activity (UOA)	0
Carry forward orthodontic activity (UOA)	0
Baseline contract value	£29,404.76

ACCESS*

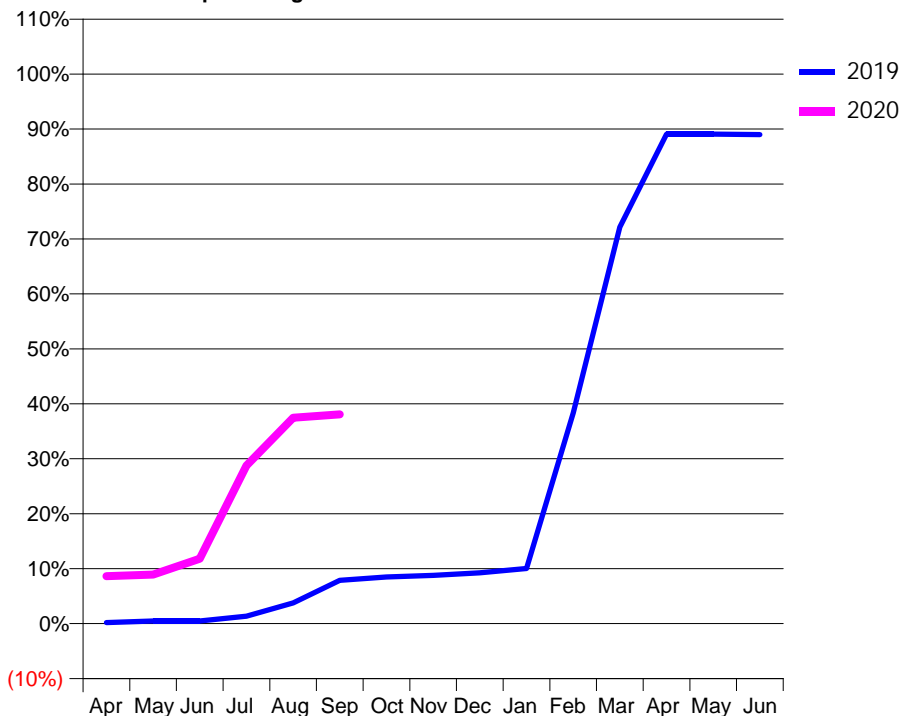
Patients seen in 24 months	Total	Change since previous quarter
Quarter ending September 2018	65	
Quarter ending December 2018	226	↑
Quarter ending March 2019	775	↑
Quarter ending June 2019	852	↑
Quarter ending September 2019	864	→
Variance since September 2018	1229.2%	↑

Access trend analysis



ACTIVITY

Cumulative percentage of contracted UDA delivered 2019 & 2020



Adjusted Scheduled Activity (UDA)

Month	2019	2020
April	2	88
May	5	91
June	5	120
July	14	293
August	38	382
September	80	389
October	86	
November	89	
December	94	
January	102	
February	391	
March	736	
April	909	
May	909	
June	908	

QUALITY

	Quantity	Base Number	Contract	AT	Region	England
% of FP17s for the same patient ID Re-attending within 3 months - Children	5	195	2.6%	9.4%	11.3%	11.5%
% of FP17s for the same patient ID Re-attending within 3 months - Adults	18	488	3.7%	14.0%	14.7%	15.4%
% of FP17s for the same patient ID Re-attending between 3 & 9 months - Children	36	195	18.5%	57.4%	60.8%	59.7%
% of FP17s for the same patient ID Re-attending between 3 & 9 months - Adults	58	488	11.9%	51.1%	52.8%	51.7%
% of FP17s for Band 1 Urgent Courses	18	187	9.6%	8.8%	8.2%	9.2%
% of FP17s Relating to Free Repair or Replacements	3	187	1.6%	0.7%	0.7%	0.7%
% of FP17s Relating to Continuations	0	187	0.0%	0.7%	0.8%	0.8%
% of Patients satisfied with the dentistry they have received	0	0	N/A	94.3%	93.2%	93.5%
% of Patients satisfied with the time they had to wait for an appointment	0	0	N/A	88.6%	88.5%	87.4%

* This is based on patients treated on this contract for their most recent course of treatment. Figures in italics indicate the base number of FP17s or Patient Questionnaire responses are less than 100. N/A is shown where the base number of responses is less than 10 during the period. % is calculated as Quantity/Base number*100

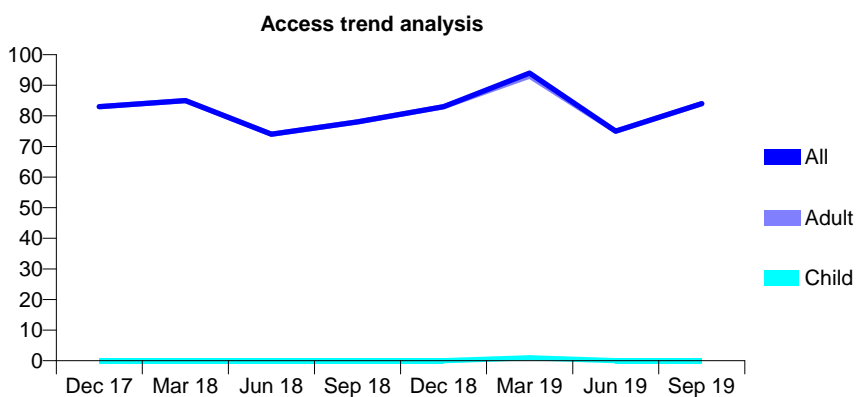
Q57 - Vital Signs At a Glance Contract Report for 649694/0004 - September 2019

Name or company name	MR SB DENNY
Contract type name	GDS Contract
Purpose of contract	General
Contract start date	01/04/2008
Contract end date	

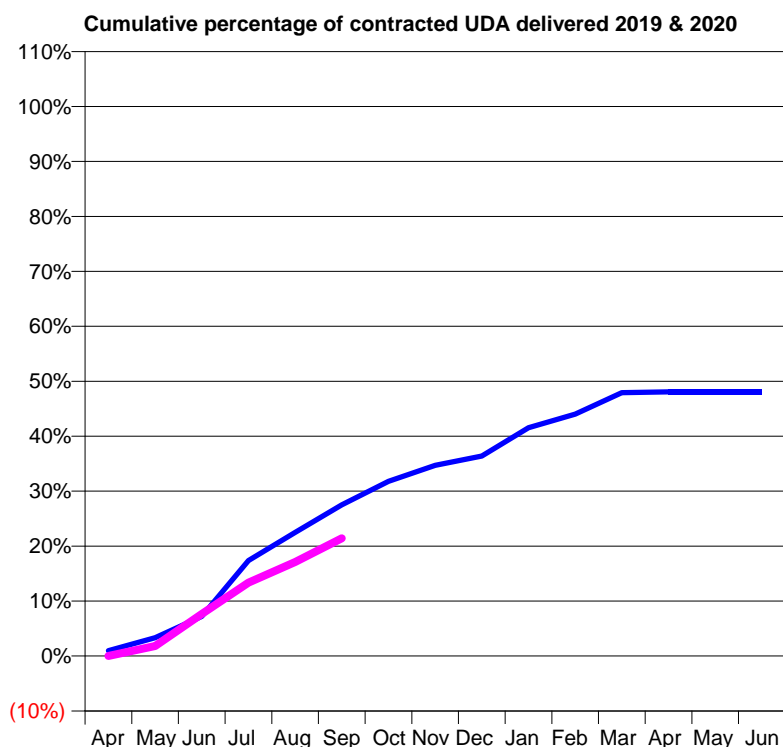
19/20 Contracted general activity (UDA)	720
Carry forward general activity (UDA)	0
19/20 Contracted orthodontic activity (UOA)	0
Carry forward orthodontic activity (UOA)	0
Baseline contract value	£20,756.28

ACCESS*

Patients seen in 24 months	Total	Change since previous quarter
Quarter ending September 2018	78	
Quarter ending December 2018	83	↑
Quarter ending March 2019	94	↑
Quarter ending June 2019	75	↓
Quarter ending September 2019	84	↑
Variance since September 2018	7.7%	↑



ACTIVITY



Month	Adjusted Scheduled Activity (UDA)	
	2019	2020
April	7	0
May	24	13
June	52	55
July	125	96
August	162	123
September	198	154
October	229	
November	250	
December	262	
January	299	
February	317	
March	345	
April	346	
May	346	
June	346	

QUALITY

	Quantity	Base Number	Contract	AT	Region	England
% of FP17s for the same patient ID Re-attending within 3 months - Children	0	0	N/A	9.4%	11.3%	11.5%
% of FP17s for the same patient ID Re-attending within 3 months - Adults	0	29	0.0%	14.0%	14.7%	15.4%
% of FP17s for the same patient ID Re-attending between 3 & 9 months - Children	0	0	N/A	57.4%	60.8%	59.7%
% of FP17s for the same patient ID Re-attending between 3 & 9 months - Adults	2	29	6.9%	51.1%	52.8%	51.7%
% of FP17s for Band 1 Urgent Courses	1	28	3.6%	8.8%	8.2%	9.2%
% of FP17s Relating to Free Repair or Replacements	0	28	0.0%	0.7%	0.7%	0.7%
% of FP17s Relating to Continuations	0	28	0.0%	0.7%	0.8%	0.8%
% of Patients satisfied with the dentistry they have received	0	0	N/A	94.3%	93.2%	93.5%
% of Patients satisfied with the time they had to wait for an appointment	0	0	N/A	88.6%	88.5%	87.4%

* This is based on patients treated on this contract for their most recent course of treatment. Figures in italics indicate the base number of FP17s or Patient Questionnaire responses are less than 100. N/A is shown where the base number of responses is less than 10 during the period. % is calculated as Quantity/Base number*100

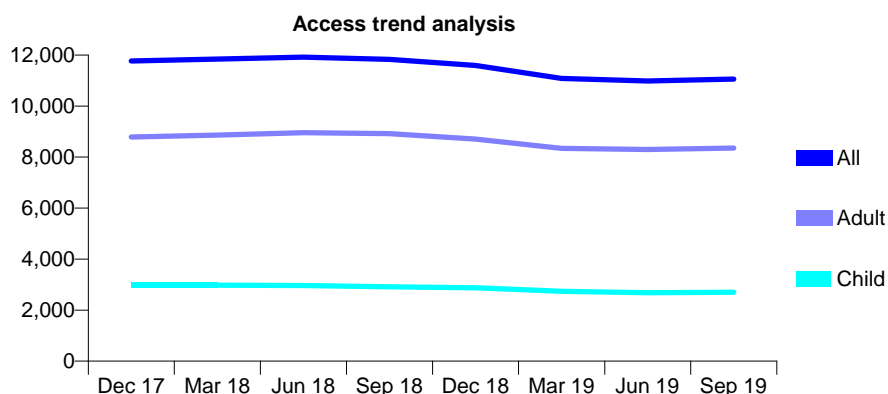
Q57 - Vital Signs At a Glance Contract Report for 649694/0019 - September 2019

Name or company name	MR SB DENNY
Contract type name	GDS Contract
Purpose of contract	General
Contract start date	01/07/2015
Contract end date	

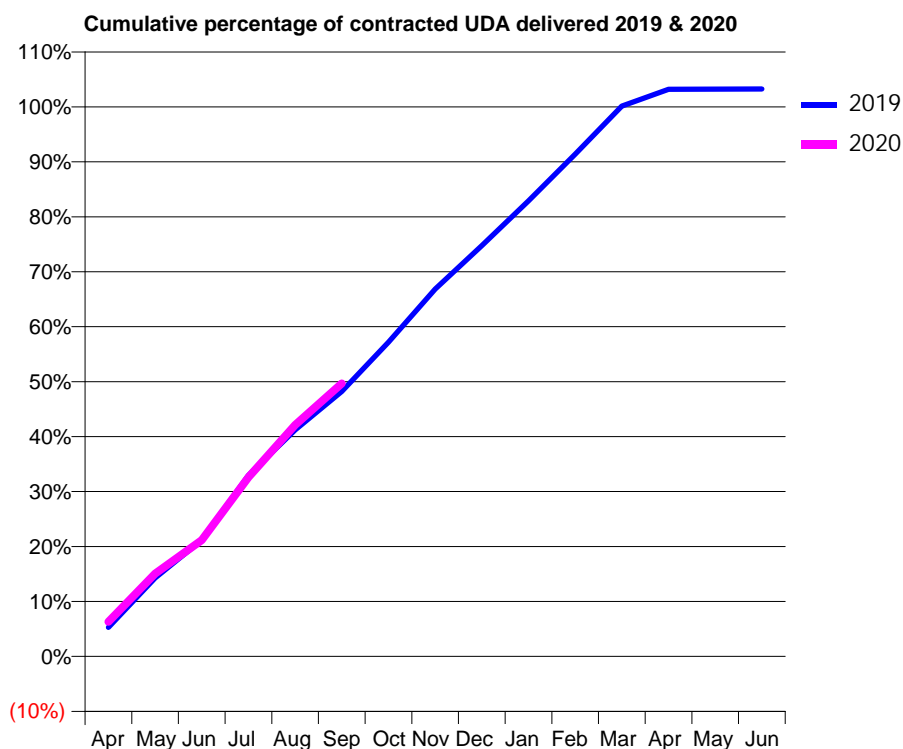
19/20 Contracted general activity (UDA)	27,371
Carry forward general activity (UDA)	-547
19/20 Contracted orthodontic activity (UOA)	0
Carry forward orthodontic activity (UOA)	0
Baseline contract value	£757,007.80

ACCESS*

Patients seen in 24 months	Total	Change since previous quarter
Quarter ending September 2018	11,831	
Quarter ending December 2018	11,589	↓
Quarter ending March 2019	11,080	↓
Quarter ending June 2019	10,982	→
Quarter ending September 2019	11,056	→
Variance since September 2018	(6.6%)	↓



ACTIVITY



Month	2019	2020
April	1,445	1,720
May	3,909	4,130
June	5,793	5,791
July	9,020	8,922
August	11,280	11,528
September	13,197	13,594
October	15,655	
November	18,295	
December	20,452	
January	22,686	
February	25,019	
March	27,406	
April	28,248	
May	28,254	
June	28,257	

QUALITY

	Quantity	Base Number	Contract	AT	Region	England
% of FP17s for the same patient ID Re-attending within 3 months - Children	147	2,134	6.9%	9.4%	11.3%	11.5%
% of FP17s for the same patient ID Re-attending within 3 months - Adults	684	5,607	12.2%	14.0%	14.7%	15.4%
% of FP17s for the same patient ID Re-attending between 3 & 9 months - Children	1,287	2,134	60.3%	57.4%	60.8%	59.7%
% of FP17s for the same patient ID Re-attending between 3 & 9 months - Adults	2,562	5,607	45.7%	51.1%	52.8%	51.7%
% of FP17s for Band 1 Urgent Courses	628	6,890	9.1%	8.8%	8.2%	9.2%
% of FP17s Relating to Free Repair or Replacements	75	6,890	1.1%	0.7%	0.7%	0.7%
% of FP17s Relating to Continuations	10	6,890	0.1%	0.7%	0.8%	0.8%
% of Patients satisfied with the dentistry they have received	5	5	N/A	94.3%	93.2%	93.5%
% of Patients satisfied with the time they had to wait for an appointment	4	5	N/A	88.6%	88.5%	87.4%

* This is based on patients treated on this contract for their most recent course of treatment. Figures in italics indicate the base number of FP17s or Patient Questionnaire responses are less than 100. N/A is shown where the base number of responses is less than 10 during the period. % is calculated as Quantity/Base number*100

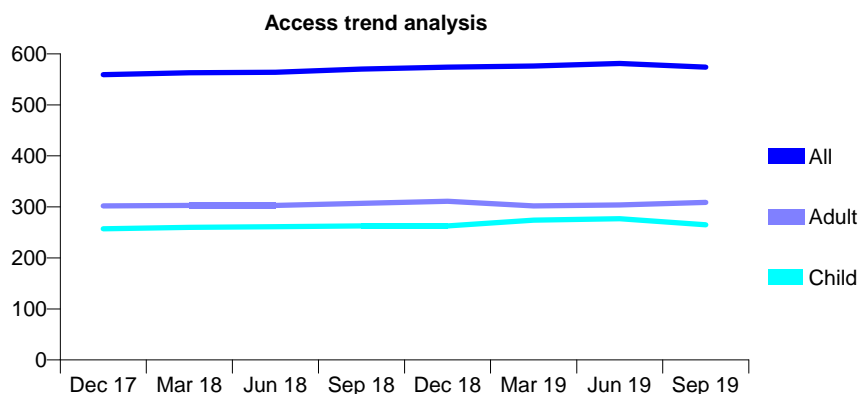
Q57 - Vital Signs At a Glance Contract Report for 651591/0001 - September 2019

Name or company name	MR PJ CANNELL
Contract type name	GDS Contract
Purpose of contract	General
Contract start date	01/04/2006
Contract end date	

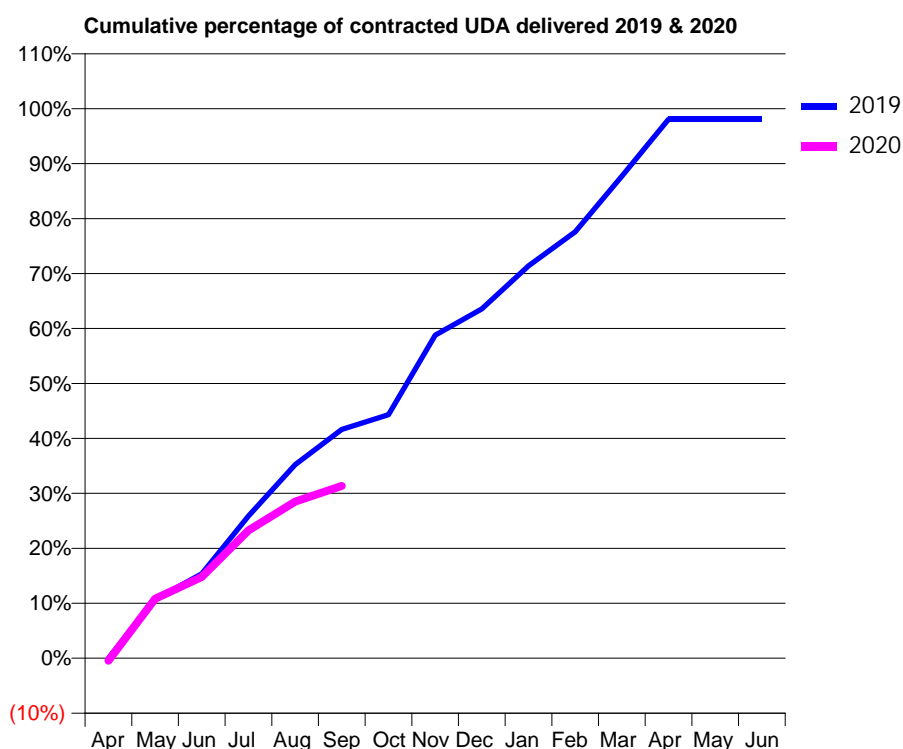
19/20 Contracted general activity (UDA)	1,200
Carry forward general activity (UDA)	23
19/20 Contracted orthodontic activity (UOA)	0
Carry forward orthodontic activity (UOA)	0
Baseline contract value	£28,270.41

ACCESS*

Patients seen in 24 months	Total	Change since previous quarter
Quarter ending September 2018	570	
Quarter ending December 2018	574	→
Quarter ending March 2019	576	→
Quarter ending June 2019	581	→
Quarter ending September 2019	574	↓
Variance since September 2018	0.7%	→



ACTIVITY



Month	2019	2020
April	0	-6
May	129	130
June	185	178
July	311	279
August	423	342
September	500	376
October	532	
November	705	
December	763	
January	857	
February	931	
March	1,053	
April	1,177	
May	1,177	
June	1,177	

QUALITY

	Quantity	Base Number	Contract	AT	Region	England
% of FP17s for the same patient ID Re-attending within 3 months - Children	15	172	8.7%	9.4%	11.3%	11.5%
% of FP17s for the same patient ID Re-attending within 3 months - Adults	8	156	5.1%	14.0%	14.7%	15.4%
% of FP17s for the same patient ID Re-attending between 3 & 9 months - Children	103	172	59.9%	57.4%	60.8%	59.7%
% of FP17s for the same patient ID Re-attending between 3 & 9 months - Adults	78	156	50.0%	51.1%	52.8%	51.7%
% of FP17s for Band 1 Urgent Courses	10	277	3.6%	8.8%	8.2%	9.2%
% of FP17s Relating to Free Repair or Replacements	0	277	0.0%	0.7%	0.7%	0.7%
% of FP17s Relating to Continuations	2	277	0.7%	0.7%	0.8%	0.8%
% of Patients satisfied with the dentistry they have received	0	0	N/A	94.3%	93.2%	93.5%
% of Patients satisfied with the time they had to wait for an appointment	0	0	N/A	88.6%	88.5%	87.4%

* This is based on patients treated on this contract for their most recent course of treatment.

Figures in italics indicate the base number of FP17s or Patient Questionnaire responses are less than 100. N/A is shown where the base number of responses is less than 10 during the period. % is calculated as Quantity/Base number*100

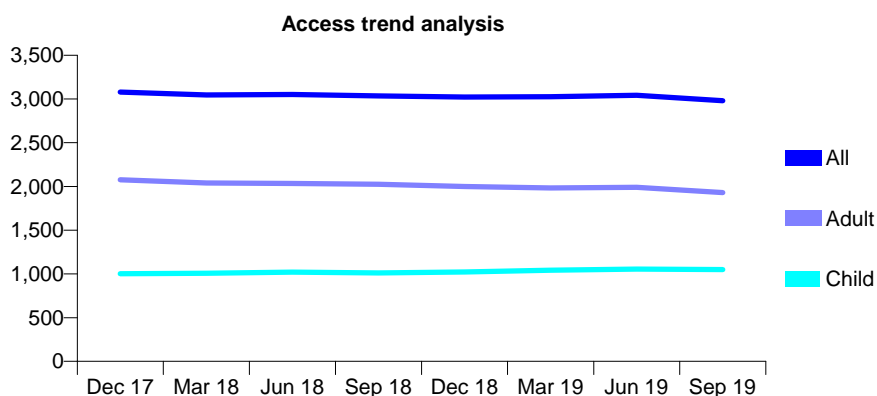
Q57 - Vital Signs At a Glance Contract Report for 652598/0001 - September 2019

Name or company name	MISS CL JONES
Contract type name	GDS Contract
Purpose of contract	General
Contract start date	01/04/2006
Contract end date	

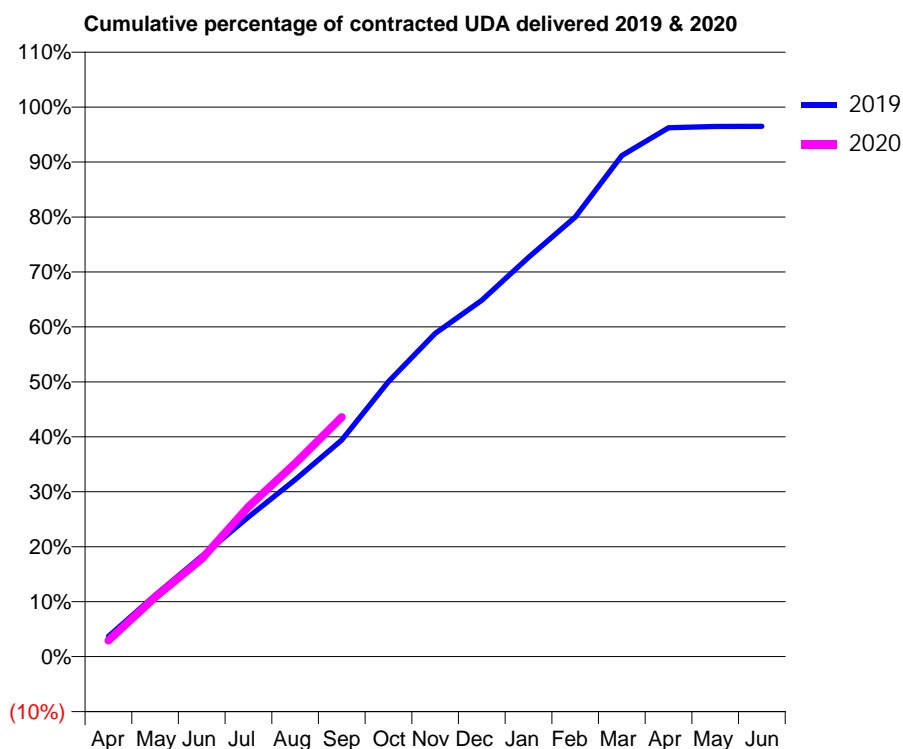
19/20 Contracted general activity (UDA)	8,100
Carry forward general activity (UDA)	162
19/20 Contracted orthodontic activity (UOA)	0
Carry forward orthodontic activity (UOA)	0
Baseline contract value	£210,541.53

ACCESS*

Patients seen in 24 months	Total	Change since previous quarter
Quarter ending September 2018	3,035	
Quarter ending December 2018	3,022	→
Quarter ending March 2019	3,026	→
Quarter ending June 2019	3,043	→
Quarter ending September 2019	2,980	↓
Variance since September 2018	(1.8%)	↓



ACTIVITY



Month	Adjusted Scheduled Activity (UDA)	
	2019	2020
April	298	237
May	904	875
June	1,480	1,441
July	2,059	2,209
August	2,608	2,850
September	3,192	3,532
October	4,055	
November	4,764	
December	5,252	
January	5,884	
February	6,477	
March	7,384	
April	7,795	
May	7,814	
June	7,816	

QUALITY

	Quantity	Base Number	Contract	AT	Region	England
% of FP17s for the same patient ID Re-attending within 3 months - Children	71	904	7.9%	9.4%	11.3%	11.5%
% of FP17s for the same patient ID Re-attending within 3 months - Adults	184	1,474	12.5%	14.0%	14.7%	15.4%
% of FP17s for the same patient ID Re-attending between 3 & 9 months - Children	633	904	70.0%	57.4%	60.8%	59.7%
% of FP17s for the same patient ID Re-attending between 3 & 9 months - Adults	952	1,474	64.6%	51.1%	52.8%	51.7%
% of FP17s for Band 1 Urgent Courses	160	2,205	7.3%	8.8%	8.2%	9.2%
% of FP17s Relating to Free Repair or Replacements	3	2,205	0.1%	0.7%	0.7%	0.7%
% of FP17s Relating to Continuations	2	2,205	0.1%	0.7%	0.8%	0.8%
% of Patients satisfied with the dentistry they have received	1	1	N/A	94.3%	93.2%	93.5%
% of Patients satisfied with the time they had to wait for an appointment	1	1	N/A	88.6%	88.5%	87.4%

* This is based on patients treated on this contract for their most recent course of treatment. Figures in italics indicate the base number of FP17s or Patient Questionnaire responses are less than 100. N/A is shown where the base number of responses is less than 10 during the period. % is calculated as Quantity/Base number*100

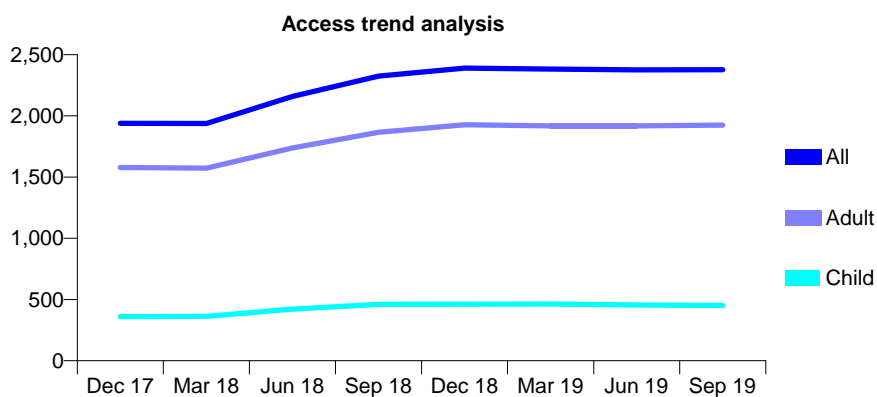
Q57 - Vital Signs At a Glance Contract Report for 656224/0001 - September 2019

Name or company name	Heralds Way Dental Surgery
Contract type name	GDS Contract
Purpose of contract	General
Contract start date	01/04/2006
Contract end date	

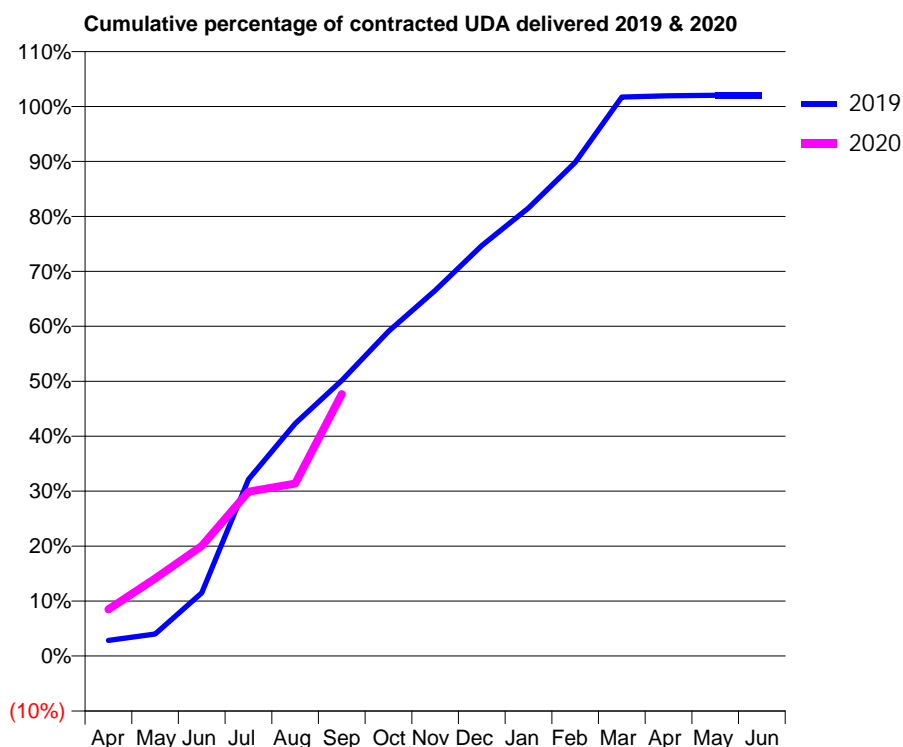
19/20 Contracted general activity (UDA)	6,121
Carry forward general activity (UDA)	-117
19/20 Contracted orthodontic activity (UOA)	0
Carry forward orthodontic activity (UOA)	0
Baseline contract value	£174,979.71

ACCESS*

Patients seen in 24 months	Total	Change since previous quarter
Quarter ending September 2018	2,325	
Quarter ending December 2018	2,390	↑
Quarter ending March 2019	2,382	→
Quarter ending June 2019	2,375	→
Quarter ending September 2019	2,377	→
Variance since September 2018	2.2%	↑



ACTIVITY



Month	Adjusted Scheduled Activity (UDA)	
	2019	2020
April	167	519
May	235	864
June	674	1,226
July	1,887	1,830
August	2,484	1,921
September	2,944	2,916
October	3,468	
November	3,906	
December	4,385	
January	4,786	
February	5,273	
March	5,971	
April	5,985	
May	5,990	
June	5,990	

QUALITY

	Quantity	Base Number	Contract	AT	Region	England
% of FP17s for the same patient ID Re-attending within 3 months - Children	20	283	7.1%	9.4%	11.3%	11.5%
% of FP17s for the same patient ID Re-attending within 3 months - Adults	155	1,294	12.0%	14.0%	14.7%	15.4%
% of FP17s for the same patient ID Re-attending between 3 & 9 months - Children	158	283	55.8%	57.4%	60.8%	59.7%
% of FP17s for the same patient ID Re-attending between 3 & 9 months - Adults	756	1,294	58.4%	51.1%	52.8%	51.7%
% of FP17s for Band 1 Urgent Courses	126	1,560	8.1%	8.8%	8.2%	9.2%
% of FP17s Relating to Free Repair or Replacements	10	1,560	0.6%	0.7%	0.7%	0.7%
% of FP17s Relating to Continuations	1	1,560	0.1%	0.7%	0.8%	0.8%
% of Patients satisfied with the dentistry they have received	0	0	N/A	94.3%	93.2%	93.5%
% of Patients satisfied with the time they had to wait for an appointment	0	0	N/A	88.6%	88.5%	87.4%

* This is based on patients treated on this contract for their most recent course of treatment. Figures in italics indicate the base number of FP17s or Patient Questionnaire responses are less than 100. N/A is shown where the base number of responses is less than 10 during the period. % is calculated as Quantity/Base number*100

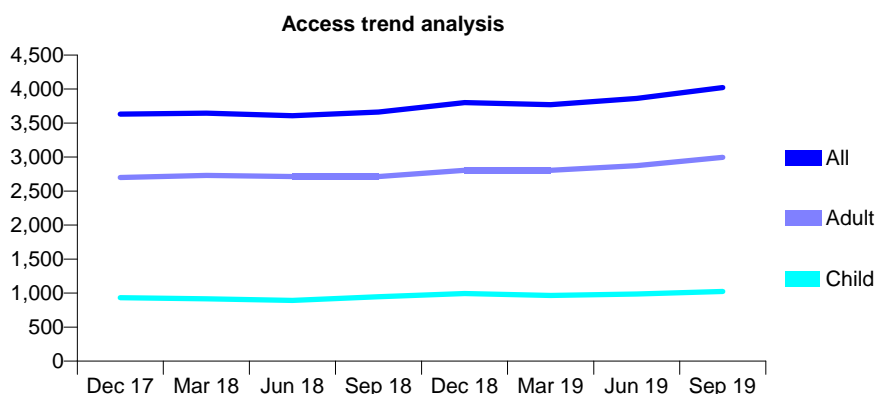
Q57 - Vital Signs At a Glance Contract Report for 678120/0001 - September 2019

Name or company name	The Dental Care Group Partnership
Contract type name	GDS Contract
Purpose of contract	General
Contract start date	01/04/2006
Contract end date	

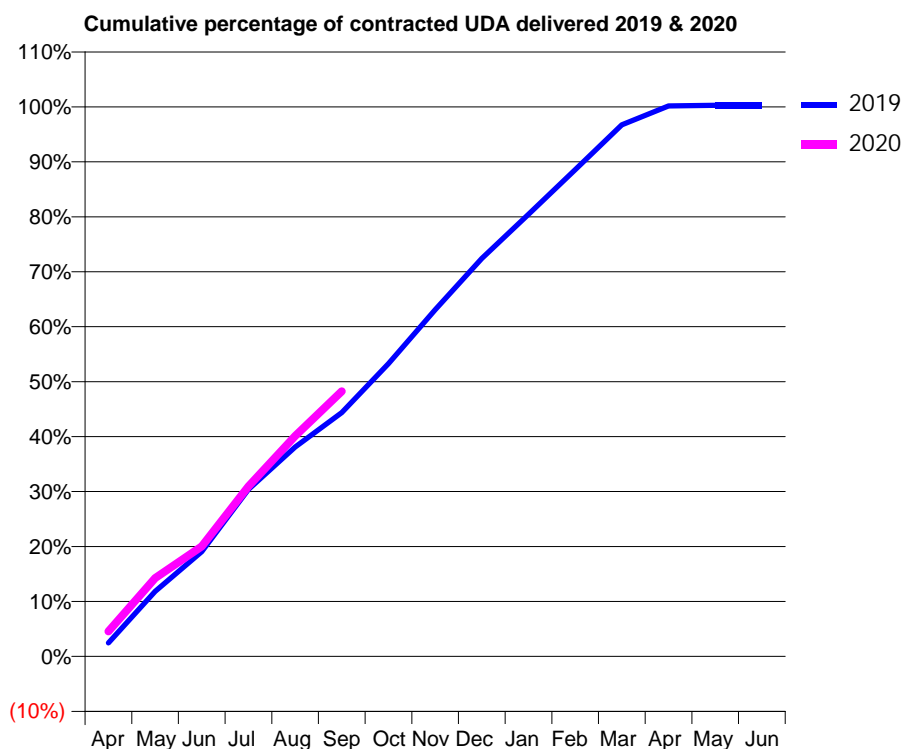
19/20 Contracted general activity (UDA)	13,838
Carry forward general activity (UDA)	-40
19/20 Contracted orthodontic activity (UOA)	0
Carry forward orthodontic activity (UOA)	0
Baseline contract value	£421,356.18

ACCESS*

Patients seen in 24 months	Total	Change since previous quarter
Quarter ending September 2018	3,661	
Quarter ending December 2018	3,800	↑
Quarter ending March 2019	3,771	→
Quarter ending June 2019	3,861	↑
Quarter ending September 2019	4,022	↑
Variance since September 2018	9.9%	↑



ACTIVITY



Month	2019	2020
April	339	631
May	1,639	1,972
June	2,639	2,773
July	4,206	4,283
August	5,273	5,551
September	6,140	6,674
October	7,373	
November	8,730	
December	10,022	
January	11,135	
February	12,255	
March	13,383	
April	13,862	
May	13,877	
June	13,878	

QUALITY

	Quantity	Base Number	Contract	AT	Region	England
% of FP17s for the same patient ID Re-attending within 3 months - Children	57	687	8.3%	9.4%	11.3%	11.5%
% of FP17s for the same patient ID Re-attending within 3 months - Adults	266	1,817	14.6%	14.0%	14.7%	15.4%
% of FP17s for the same patient ID Re-attending between 3 & 9 months - Children	343	687	49.9%	57.4%	60.8%	59.7%
% of FP17s for the same patient ID Re-attending between 3 & 9 months - Adults	673	1,817	37.0%	51.1%	52.8%	51.7%
% of FP17s for Band 1 Urgent Courses	305	2,385	12.8%	8.8%	8.2%	9.2%
% of FP17s Relating to Free Repair or Replacements	19	2,385	0.8%	0.7%	0.7%	0.7%
% of FP17s Relating to Continuations	7	2,385	0.3%	0.7%	0.8%	0.8%
% of Patients satisfied with the dentistry they have received	2	2	N/A	94.3%	93.2%	93.5%
% of Patients satisfied with the time they had to wait for an appointment	2	2	N/A	88.6%	88.5%	87.4%

* This is based on patients treated on this contract for their most recent course of treatment. Figures in italics indicate the base number of FP17s or Patient Questionnaire responses are less than 100. N/A is shown where the base number of responses is less than 10 during the period. % is calculated as Quantity/Base number*100

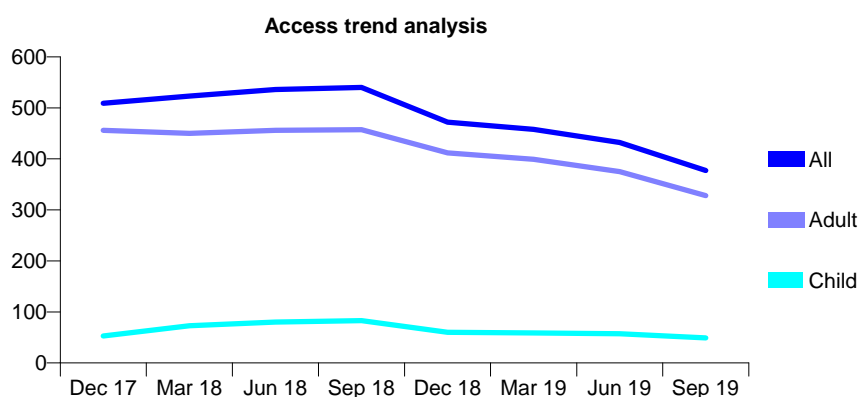
Q57 - Vital Signs At a Glance Contract Report for 678120/0003 - September 2019

Name or company name	The Dental Care Group Partnership
Contract type name	GDS Contract
Purpose of contract	General
Contract start date	01/04/2015
Contract end date	

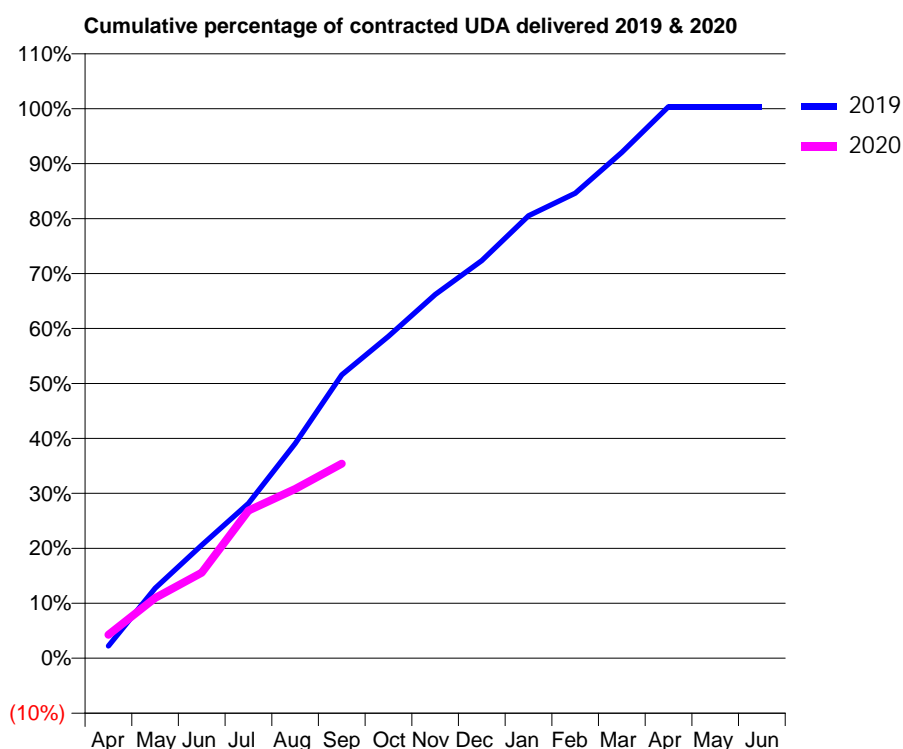
19/20 Contracted general activity (UDA)	1,287
Carry forward general activity (UDA)	-5
19/20 Contracted orthodontic activity (UOA)	0
Carry forward orthodontic activity (UOA)	0
Baseline contract value	£39,188.16

ACCESS*

Patients seen in 24 months	Total	Change since previous quarter
Quarter ending September 2018	540	
Quarter ending December 2018	472	↓
Quarter ending March 2019	458	↓
Quarter ending June 2019	432	↓
Quarter ending September 2019	377	↓
Variance since September 2018	(30.2%)	↓



ACTIVITY



Month	2019	2020
April	29	55
May	164	141
June	265	200
July	363	346
August	503	397
September	664	455
October	754	
November	852	
December	931	
January	1,036	
February	1,089	
March	1,185	
April	1,292	
May	1,292	
June	1,292	

QUALITY

	Quantity	Base Number	Contract	AT	Region	England
% of FP17s for the same patient ID Re-attending within 3 months - Children	1	42	2.4%	9.4%	11.3%	11.5%
% of FP17s for the same patient ID Re-attending within 3 months - Adults	24	320	7.5%	14.0%	14.7%	15.4%
% of FP17s for the same patient ID Re-attending between 3 & 9 months - Children	0	42	0.0%	57.4%	60.8%	59.7%
% of FP17s for the same patient ID Re-attending between 3 & 9 months - Adults	10	320	3.1%	51.1%	52.8%	51.7%
% of FP17s for Band 1 Urgent Courses	239	294	81.3%	8.8%	8.2%	9.2%
% of FP17s Relating to Free Repair or Replacements	1	294	0.3%	0.7%	0.7%	0.7%
% of FP17s Relating to Continuations	0	294	0.0%	0.7%	0.8%	0.8%
% of Patients satisfied with the dentistry they have received	0	0	N/A	94.3%	93.2%	93.5%
% of Patients satisfied with the time they had to wait for an appointment	0	0	N/A	88.6%	88.5%	87.4%

* This is based on patients treated on this contract for their most recent course of treatment.

Figures in italics indicate the base number of FP17s or Patient Questionnaire responses are less than 100. N/A is shown where the base number of responses is less than 10 during the period. % is calculated as Quantity/Base number*100

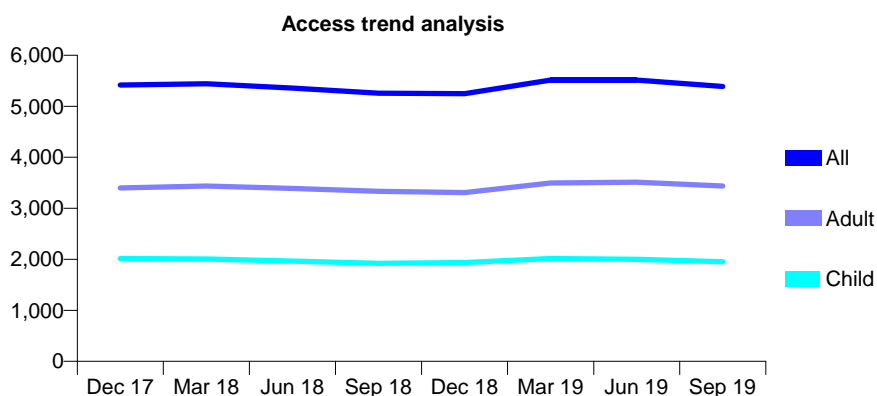
Q57 - Vital Signs At a Glance Contract Report for 678422/0001 - September 2019

Name or company name	MR SK KEANE
Contract type name	GDS Contract
Purpose of contract	General
Contract start date	01/04/2006
Contract end date	

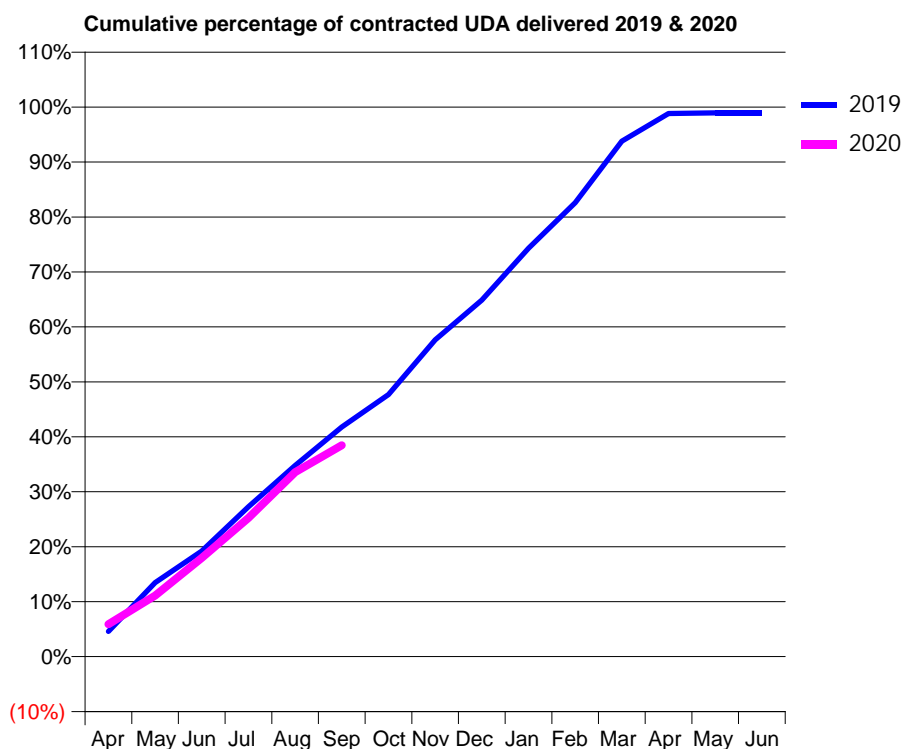
19/20 Contracted general activity (UDA)	14,000
Carry forward general activity (UDA)	-146
19/20 Contracted orthodontic activity (UOA)	0
Carry forward orthodontic activity (UOA)	0
Baseline contract value	£488,537.71

ACCESS*

Patients seen in 24 months	Total	Change since previous quarter
Quarter ending September 2018	5,255	
Quarter ending December 2018	5,245	→
Quarter ending March 2019	5,512	↑
Quarter ending June 2019	5,514	→
Quarter ending September 2019	5,388	↓
Variance since September 2018	2.5%	↑



ACTIVITY



Month	Adjusted Scheduled Activity (UDA)	
	2019	2020
April	645	829
May	1,886	1,555
June	2,688	2,517
July	3,819	3,533
August	4,870	4,701
September	5,848	5,382
October	6,676	
November	8,070	
December	9,084	
January	10,403	
February	11,562	
March	13,128	
April	13,837	
May	13,852	
June	13,854	

QUALITY

	Quantity	Base Number	Contract	AT	Region	England
% of FP17s for the same patient ID Re-attending within 3 months - Children	90	1,351	6.7%	9.4%	11.3%	11.5%
% of FP17s for the same patient ID Re-attending within 3 months - Adults	322	1,982	16.2%	14.0%	14.7%	15.4%
% of FP17s for the same patient ID Re-attending between 3 & 9 months - Children	800	1,351	59.2%	57.4%	60.8%	59.7%
% of FP17s for the same patient ID Re-attending between 3 & 9 months - Adults	973	1,982	49.1%	51.1%	52.8%	51.7%
% of FP17s for Band 1 Urgent Courses	287	3,036	9.5%	8.8%	8.2%	9.2%
% of FP17s Relating to Free Repair or Replacements	6	3,036	0.2%	0.7%	0.7%	0.7%
% of FP17s Relating to Continuations	16	3,036	0.5%	0.7%	0.8%	0.8%
% of Patients satisfied with the dentistry they have received	1	1	N/A	94.3%	93.2%	93.5%
% of Patients satisfied with the time they had to wait for an appointment	1	1	N/A	88.6%	88.5%	87.4%

* This is based on patients treated on this contract for their most recent course of treatment. Figures in italics indicate the base number of FP17s or Patient Questionnaire responses are less than 100. N/A is shown where the base number of responses is less than 10 during the period. % is calculated as Quantity/Base number*100

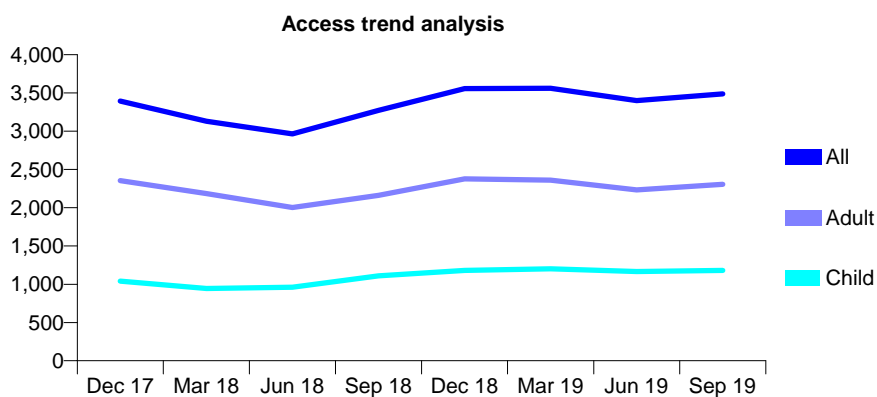
Q57 - Vital Signs At a Glance Contract Report for 679445/0001 - September 2019

Name or company name	MR M KANGI
Contract type name	GDS Contract
Purpose of contract	General
Contract start date	01/04/2006
Contract end date	

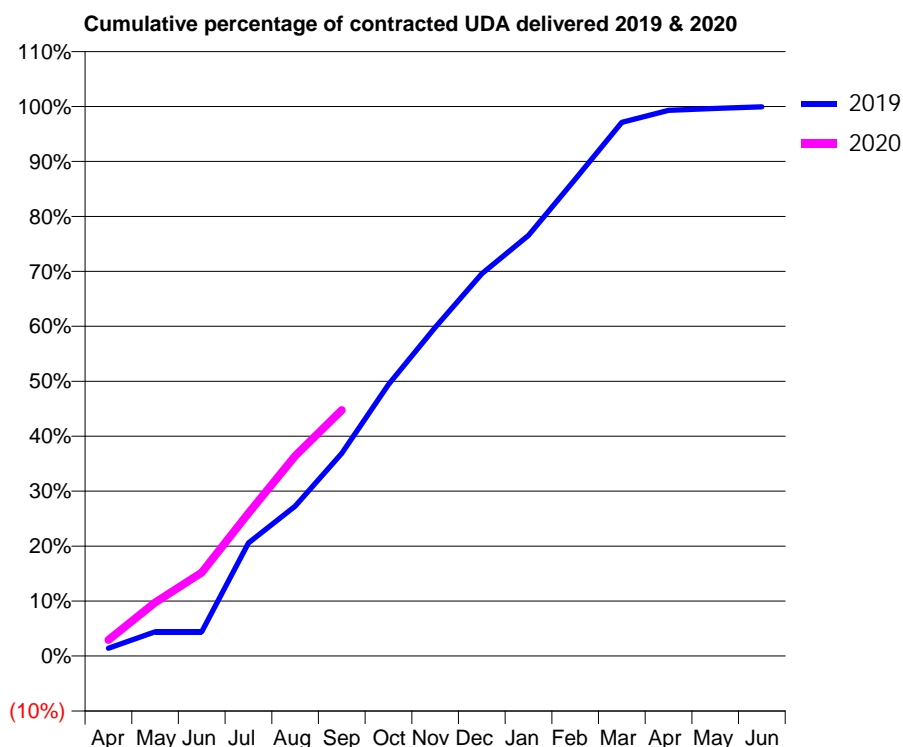
19/20 Contracted general activity (UDA)	7,354
Carry forward general activity (UDA)	5
19/20 Contracted orthodontic activity (UOA)	0
Carry forward orthodontic activity (UOA)	0
Baseline contract value	£229,764.39

ACCESS*

Patients seen in 24 months	Total	Change since previous quarter
Quarter ending September 2018	3,272	
Quarter ending December 2018	3,557	↑
Quarter ending March 2019	3,561	→
Quarter ending June 2019	3,399	↓
Quarter ending September 2019	3,486	↑
Variance since September 2018	6.5%	↑



ACTIVITY



Month	Adjusted Scheduled Activity (UDA)	
	2019	2020
April	105	216
May	325	716
June	325	1,118
July	1,512	1,913
August	2,007	2,678
September	2,714	3,289
October	3,635	
November	4,398	
December	5,116	
January	5,629	
February	6,380	
March	7,141	
April	7,301	
May	7,327	
June	7,349	

QUALITY

	Quantity	Base Number	Contract	AT	Region	England
% of FP17s for the same patient ID Re-attending within 3 months - Children	42	756	5.6%	9.4%	11.3%	11.5%
% of FP17s for the same patient ID Re-attending within 3 months - Adults	131	1,293	10.1%	14.0%	14.7%	15.4%
% of FP17s for the same patient ID Re-attending between 3 & 9 months - Children	330	756	43.7%	57.4%	60.8%	59.7%
% of FP17s for the same patient ID Re-attending between 3 & 9 months - Adults	420	1,293	32.5%	51.1%	52.8%	51.7%
% of FP17s for Band 1 Urgent Courses	266	1,928	13.8%	8.8%	8.2%	9.2%
% of FP17s Relating to Free Repair or Replacements	0	1,928	0.0%	0.7%	0.7%	0.7%
% of FP17s Relating to Continuations	11	1,928	0.6%	0.7%	0.8%	0.8%
% of Patients satisfied with the dentistry they have received	1	1	N/A	94.3%	93.2%	93.5%
% of Patients satisfied with the time they had to wait for an appointment	1	1	N/A	88.6%	88.5%	87.4%

* This is based on patients treated on this contract for their most recent course of treatment. Figures in italics indicate the base number of FP17s or Patient Questionnaire responses are less than 100. N/A is shown where the base number of responses is less than 10 during the period. % is calculated as Quantity/Base number*100

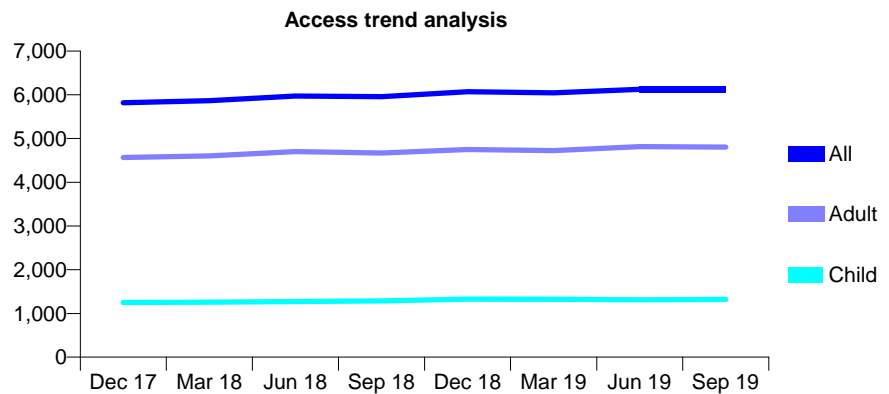
Q57 - Vital Signs At a Glance Contract Report for 684007/0001 - September 2019

Name or company name	MR EL SCHNEL
Contract type name	GDS Contract
Purpose of contract	General
Contract start date	01/04/2006
Contract end date	

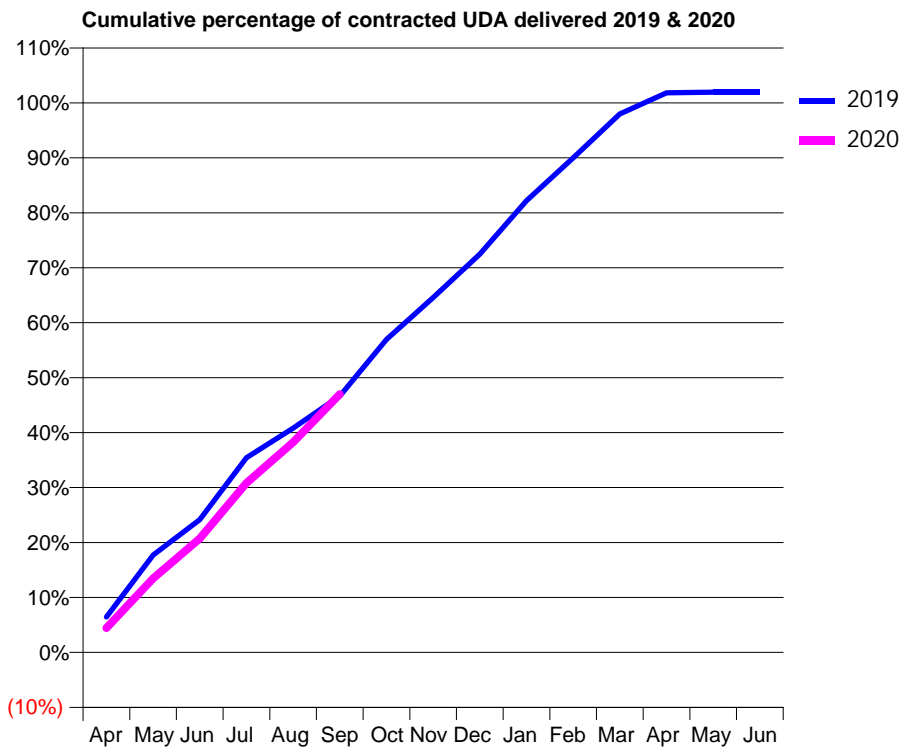
19/20 Contracted general activity (UDA)	16,250
Carry forward general activity (UDA)	-316
19/20 Contracted orthodontic activity (UOA)	0
Carry forward orthodontic activity (UOA)	0
Baseline contract value	£527,166.58

ACCESS*

Patients seen in 24 months	Total	Change since previous quarter
Quarter ending September 2018	5,954	
Quarter ending December 2018	6,072	→
Quarter ending March 2019	6,043	→
Quarter ending June 2019	6,126	→
Quarter ending September 2019	6,126	→
Variance since September 2018	2.9%	↑



ACTIVITY



Month	2019	2020
April	1,050	722
May	2,883	2,191
June	3,928	3,365
July	5,756	5,011
August	6,631	6,217
September	7,576	7,636
October	9,251	
November	10,495	
December	11,777	
January	13,359	
February	14,623	
March	15,921	
April	16,550	
May	16,563	
June	16,566	

QUALITY

	Quantity	Base Number	Contract	AT	Region	England
% of FP17s for the same patient ID Re-attending within 3 months - Children	53	1,001	5.3%	9.4%	11.3%	11.5%
% of FP17s for the same patient ID Re-attending within 3 months - Adults	395	3,061	12.9%	14.0%	14.7%	15.4%
% of FP17s for the same patient ID Re-attending between 3 & 9 months - Children	589	1,001	58.8%	57.4%	60.8%	59.7%
% of FP17s for the same patient ID Re-attending between 3 & 9 months - Adults	1,577	3,061	51.5%	51.1%	52.8%	51.7%
% of FP17s for Band 1 Urgent Courses	231	3,763	6.1%	8.8%	8.2%	9.2%
% of FP17s Relating to Free Repair or Replacements	25	3,763	0.7%	0.7%	0.7%	0.7%
% of FP17s Relating to Continuations	40	3,763	1.1%	0.7%	0.8%	0.8%
% of Patients satisfied with the dentistry they have received	3	3	N/A	94.3%	93.2%	93.5%
% of Patients satisfied with the time they had to wait for an appointment	3	3	N/A	88.6%	88.5%	87.4%

* This is based on patients treated on this contract for their most recent course of treatment. Figures in italics indicate the base number of FP17s or Patient Questionnaire responses are less than 100. N/A is shown where the base number of responses is less than 10 during the period. % is calculated as Quantity/Base number*100

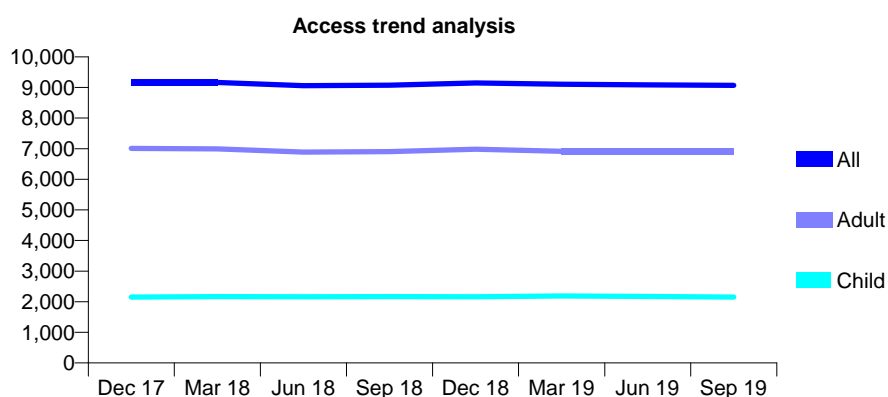
Q57 - Vital Signs At a Glance Contract Report for 685364/0002 - September 2019

Name or company name	MRS G SENNIK
Contract type name	GDS Contract
Purpose of contract	General
Contract start date	01/04/2006
Contract end date	

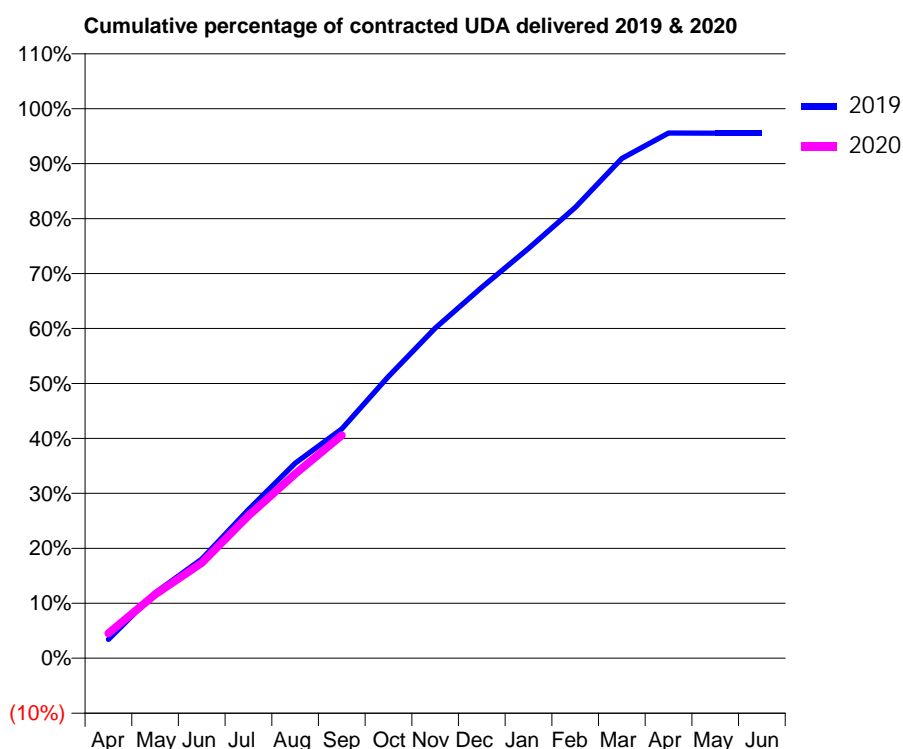
19/20 Contracted general activity (UDA)	28,017
Carry forward general activity (UDA)	0
19/20 Contracted orthodontic activity (UOA)	0
Carry forward orthodontic activity (UOA)	0
Baseline contract value	£868,253.12

ACCESS*

Patients seen in 24 months	Total	Change since previous quarter
Quarter ending September 2018	9,073	
Quarter ending December 2018	9,147	→
Quarter ending March 2019	9,104	→
Quarter ending June 2019	9,084	→
Quarter ending September 2019	9,068	→
Variance since September 2018	(0.1%)	→



ACTIVITY



Month	2019	2020
April	960	1,267
May	3,335	3,252
June	5,057	4,860
July	7,576	7,266
August	9,941	9,403
September	11,691	11,367
October	14,362	
November	16,828	
December	18,908	
January	20,891	
February	22,986	
March	25,480	
April	26,773	
May	26,767	
June	26,761	

QUALITY

	Quantity	Base Number	Contract	AT	Region	England
% of FP17s for the same patient ID Re-attending within 3 months - Children	73	1,472	5.0%	9.4%	11.3%	11.5%
% of FP17s for the same patient ID Re-attending within 3 months - Adults	503	4,464	11.3%	14.0%	14.7%	15.4%
% of FP17s for the same patient ID Re-attending between 3 & 9 months - Children	880	1,472	59.8%	57.4%	60.8%	59.7%
% of FP17s for the same patient ID Re-attending between 3 & 9 months - Adults	2,367	4,464	53.0%	51.1%	52.8%	51.7%
% of FP17s for Band 1 Urgent Courses	481	5,417	8.9%	8.8%	8.2%	9.2%
% of FP17s Relating to Free Repair or Replacements	28	5,417	0.5%	0.7%	0.7%	0.7%
% of FP17s Relating to Continuations	15	5,417	0.3%	0.7%	0.8%	0.8%
% of Patients satisfied with the dentistry they have received	6	7	N/A	94.3%	93.2%	93.5%
% of Patients satisfied with the time they had to wait for an appointment	7	7	N/A	88.6%	88.5%	87.4%

* This is based on patients treated on this contract for their most recent course of treatment.

Figures in italics indicate the base number of FP17s or Patient Questionnaire responses are less than 100. N/A is shown where the base number of responses is less than 10 during the period. % is calculated as Quantity/Base number*100

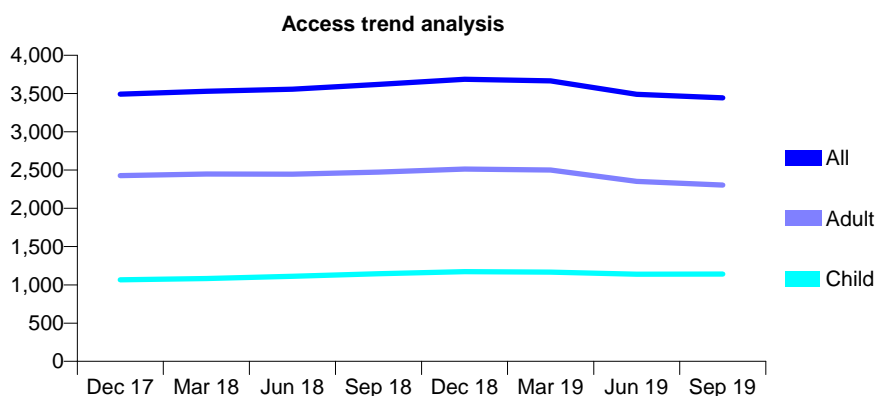
Q57 - Vital Signs At a Glance Contract Report for 686212/0001 - September 2019

Name or company name	MISS IO AMRORE
Contract type name	GDS Contract
Purpose of contract	General
Contract start date	01/04/2006
Contract end date	

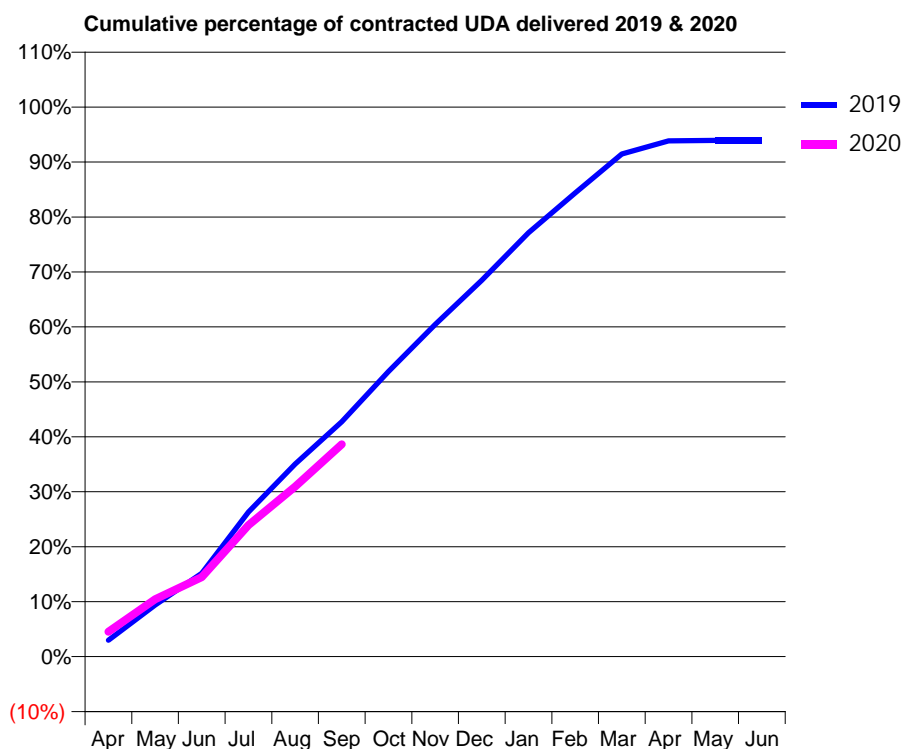
19/20 Contracted general activity (UDA)	8,814
Carry forward general activity (UDA)	0
19/20 Contracted orthodontic activity (UOA)	0
Carry forward orthodontic activity (UOA)	0
Baseline contract value	£226,945.63

ACCESS*

Patients seen in 24 months	Total	Change since previous quarter
Quarter ending September 2018	3,619	
Quarter ending December 2018	3,685	→
Quarter ending March 2019	3,665	→
Quarter ending June 2019	3,491	↓
Quarter ending September 2019	3,443	↓
Variance since September 2018	(4.9%)	↓



ACTIVITY



Month	Adjusted Scheduled Activity (UDA)	
	2019	2020
April	264	399
May	828	921
June	1,337	1,275
July	2,320	2,109
August	3,090	2,727
September	3,769	3,403
October	4,574	
November	5,327	
December	6,035	
January	6,798	
February	7,439	
March	8,060	
April	8,272	
May	8,279	
June	8,279	

QUALITY

	Quantity	Base Number	Contract	AT	Region	England
% of FP17s for the same patient ID Re-attending within 3 months - Children	40	566	7.1%	9.4%	11.3%	11.5%
% of FP17s for the same patient ID Re-attending within 3 months - Adults	168	1,070	15.7%	14.0%	14.7%	15.4%
% of FP17s for the same patient ID Re-attending between 3 & 9 months - Children	226	566	39.9%	57.4%	60.8%	59.7%
% of FP17s for the same patient ID Re-attending between 3 & 9 months - Adults	433	1,070	40.5%	51.1%	52.8%	51.7%
% of FP17s for Band 1 Urgent Courses	171	1,539	11.1%	8.8%	8.2%	9.2%
% of FP17s Relating to Free Repair or Replacements	5	1,539	0.3%	0.7%	0.7%	0.7%
% of FP17s Relating to Continuations	11	1,539	0.7%	0.7%	0.8%	0.8%
% of Patients satisfied with the dentistry they have received	0	0	N/A	94.3%	93.2%	93.5%
% of Patients satisfied with the time they had to wait for an appointment	0	0	N/A	88.6%	88.5%	87.4%

* This is based on patients treated on this contract for their most recent course of treatment. Figures in italics indicate the base number of FP17s or Patient Questionnaire responses are less than 100. N/A is shown where the base number of responses is less than 10 during the period. % is calculated as Quantity/Base number*100

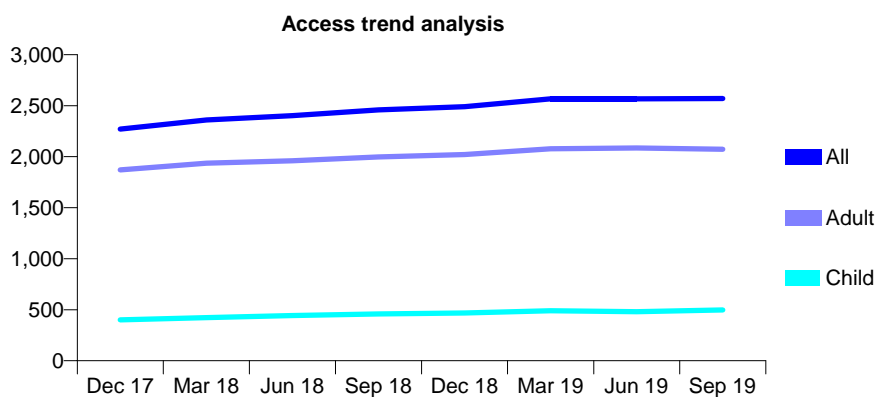
Q57 - Vital Signs At a Glance Contract Report for 691968/0001 - September 2019

Name or company name	The Hollies Dental Practice
Contract type name	GDS Contract
Purpose of contract	General
Contract start date	01/05/2012
Contract end date	

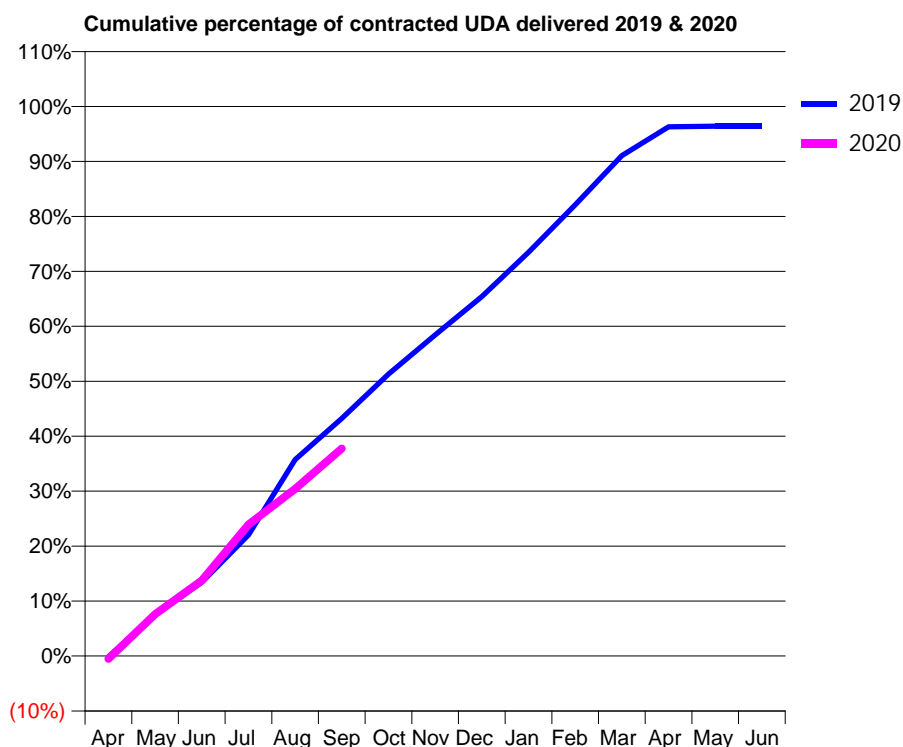
19/20 Contracted general activity (UDA)	8,676
Carry forward general activity (UDA)	311
19/20 Contracted orthodontic activity (UOA)	0
Carry forward orthodontic activity (UOA)	0
Baseline contract value	£205,835.19

ACCESS*

Patients seen in 24 months	Total	Change since previous quarter
Quarter ending September 2018	2,458	
Quarter ending December 2018	2,490	→
Quarter ending March 2019	2,567	↑
Quarter ending June 2019	2,567	→
Quarter ending September 2019	2,571	→
Variance since September 2018	4.6%	↑



ACTIVITY



Month	Adjusted Scheduled Activity (UDA)	
	2019	2020
April	-13	-45
May	654	661
June	1,162	1,193
July	1,911	2,075
August	3,103	2,639
September	3,751	3,277
October	4,450	
November	5,069	
December	5,673	
January	6,374	
February	7,123	
March	7,901	
April	8,355	
May	8,365	
June	8,365	

QUALITY

	Quantity	Base Number	Contract	AT	Region	England
% of FP17s for the same patient ID Re-attending within 3 months - Children	14	344	4.1%	9.4%	11.3%	11.5%
% of FP17s for the same patient ID Re-attending within 3 months - Adults	254	1,419	17.9%	14.0%	14.7%	15.4%
% of FP17s for the same patient ID Re-attending between 3 & 9 months - Children	209	344	60.8%	57.4%	60.8%	59.7%
% of FP17s for the same patient ID Re-attending between 3 & 9 months - Adults	798	1,419	56.2%	51.1%	52.8%	51.7%
% of FP17s for Band 1 Urgent Courses	172	1,585	10.9%	8.8%	8.2%	9.2%
% of FP17s Relating to Free Repair or Replacements	20	1,585	1.3%	0.7%	0.7%	0.7%
% of FP17s Relating to Continuations	6	1,585	0.4%	0.7%	0.8%	0.8%
% of Patients satisfied with the dentistry they have received	0	0	N/A	94.3%	93.2%	93.5%
% of Patients satisfied with the time they had to wait for an appointment	0	0	N/A	88.6%	88.5%	87.4%

* This is based on patients treated on this contract for their most recent course of treatment. Figures in italics indicate the base number of FP17s or Patient Questionnaire responses are less than 100. N/A is shown where the base number of responses is less than 10 during the period. % is calculated as Quantity/Base number*100

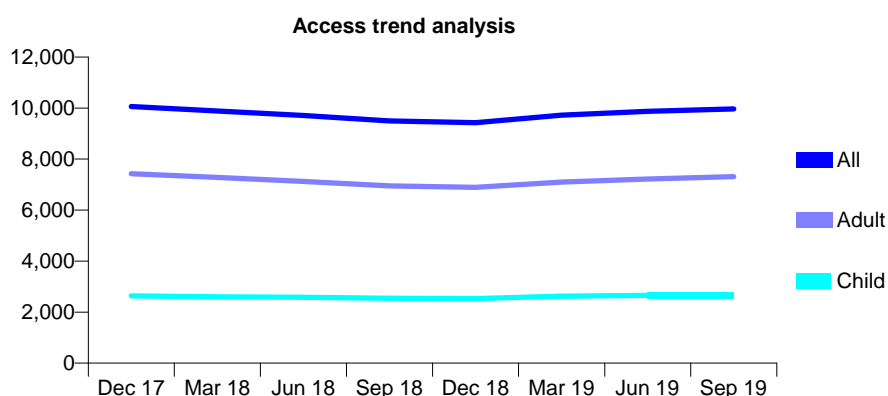
Q57 - Vital Signs At a Glance Contract Report for 694444/0001 - September 2019

Name or company name	MR AA MOHSENI
Contract type name	GDS Contract
Purpose of contract	General
Contract start date	01/11/2007
Contract end date	

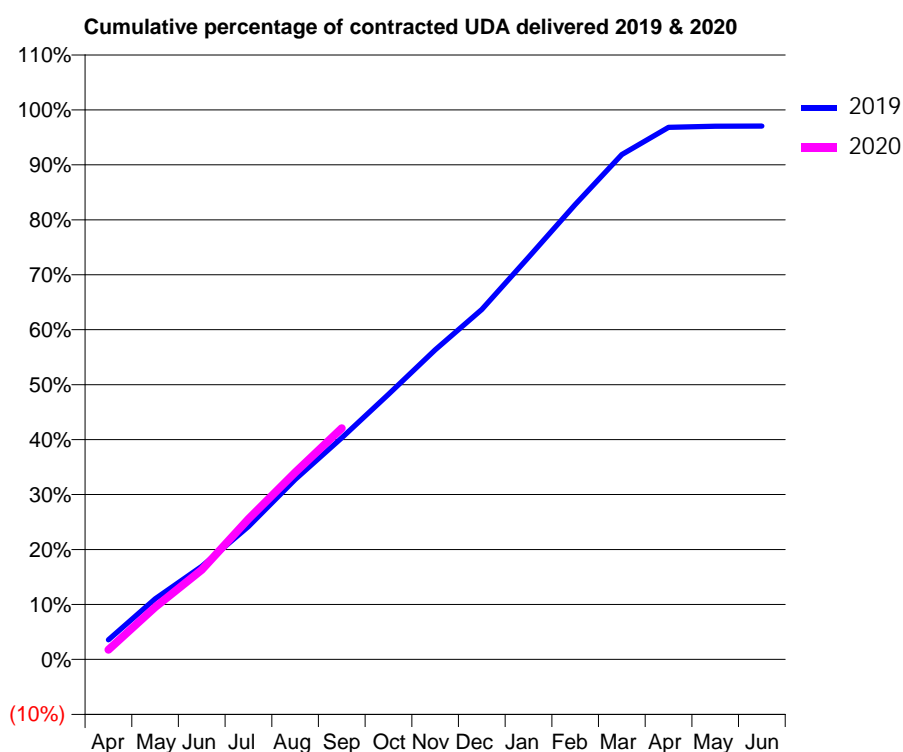
19/20 Contracted general activity (UDA)	29,350
Carry forward general activity (UDA)	865
19/20 Contracted orthodontic activity (UOA)	0
Carry forward orthodontic activity (UOA)	0
Baseline contract value	£718,061.37

ACCESS*

Patients seen in 24 months	Total	Change since previous quarter
Quarter ending September 2018	9,496	
Quarter ending December 2018	9,428	→
Quarter ending March 2019	9,725	↑
Quarter ending June 2019	9,875	→
Quarter ending September 2019	9,970	→
Variance since September 2018	5.0%	↑



ACTIVITY



Month	Adjusted Scheduled Activity (UDA)	
	2019	2020
April	1,052	520
May	3,237	2,785
June	4,966	4,785
July	7,095	7,506
August	9,615	9,992
September	11,831	12,347
October	14,163	
November	16,538	
December	18,692	
January	21,481	
February	24,301	
March	26,965	
April	28,413	
May	28,476	
June	28,485	

QUALITY

	Quantity	Base Number	Contract	AT	Region	England
% of FP17s for the same patient ID Re-attending within 3 months - Children	122	2,010	6.1%	9.4%	11.3%	11.5%
% of FP17s for the same patient ID Re-attending within 3 months - Adults	720	5,405	13.3%	14.0%	14.7%	15.4%
% of FP17s for the same patient ID Re-attending between 3 & 9 months - Children	1,325	2,010	65.9%	57.4%	60.8%	59.7%
% of FP17s for the same patient ID Re-attending between 3 & 9 months - Adults	2,980	5,405	55.1%	51.1%	52.8%	51.7%
% of FP17s for Band 1 Urgent Courses	564	6,879	8.2%	8.8%	8.2%	9.2%
% of FP17s Relating to Free Repair or Replacements	76	6,879	1.1%	0.7%	0.7%	0.7%
% of FP17s Relating to Continuations	69	6,879	1.0%	0.7%	0.8%	0.8%
% of Patients satisfied with the dentistry they have received	5	5	N/A	94.3%	93.2%	93.5%
% of Patients satisfied with the time they had to wait for an appointment	5	5	N/A	88.6%	88.5%	87.4%

* This is based on patients treated on this contract for their most recent course of treatment. Figures in italics indicate the base number of FP17s or Patient Questionnaire responses are less than 100. N/A is shown where the base number of responses is less than 10 during the period. % is calculated as Quantity/Base number*100

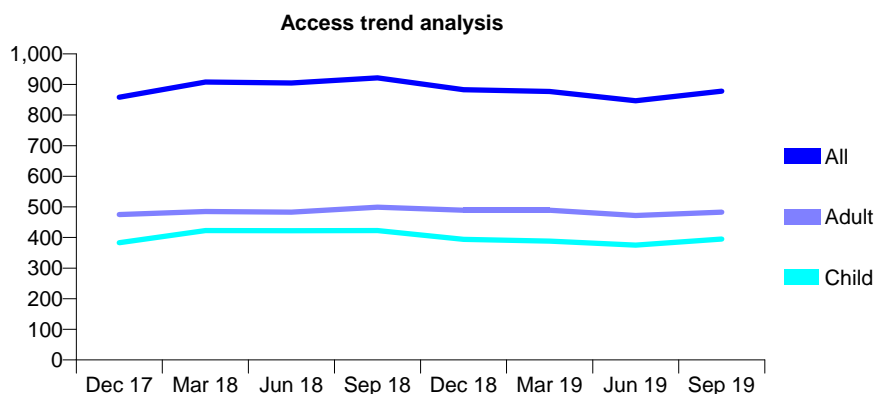
Q57 - Vital Signs At a Glance Contract Report for 731358/0002 - September 2019

Name or company name	Aveley Dental Surgery
Contract type name	GDS Contract
Purpose of contract	General
Contract start date	01/04/2009
Contract end date	

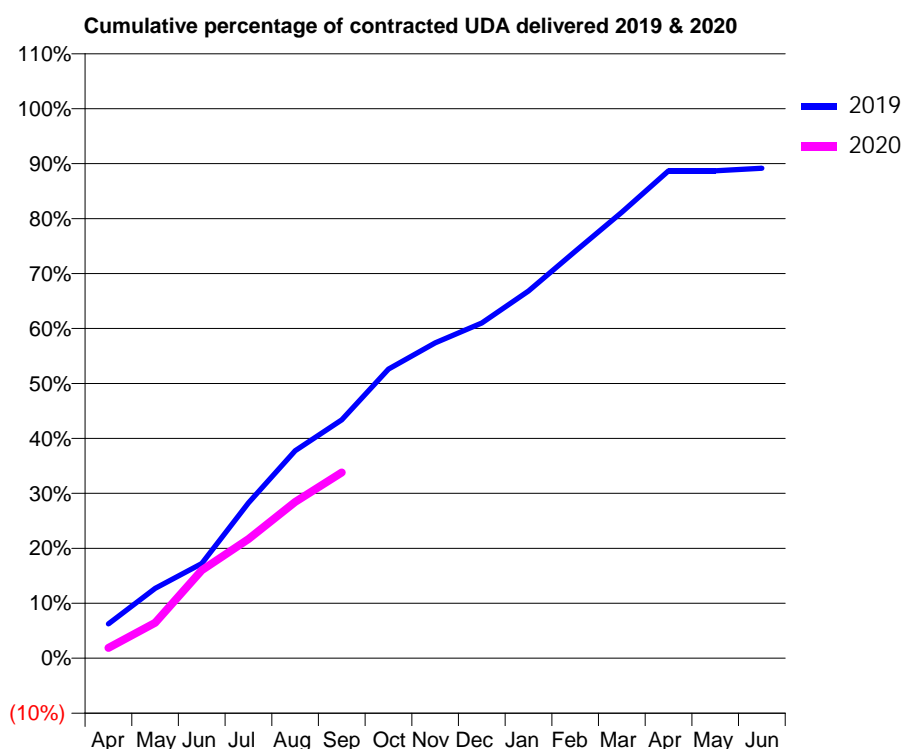
19/20 Contracted general activity (UDA)	1,800
Carry forward general activity (UDA)	0
19/20 Contracted orthodontic activity (UOA)	0
Carry forward orthodontic activity (UOA)	0
Baseline contract value	£44,959.41

ACCESS*

Patients seen in 24 months	Total	Change since previous quarter
Quarter ending September 2018	922	
Quarter ending December 2018	883	↓
Quarter ending March 2019	877	→
Quarter ending June 2019	847	↓
Quarter ending September 2019	878	↑
Variance since September 2018	(4.8%)	↓



ACTIVITY



Adjusted Scheduled Activity (UDA)		
Month	2019	2020
April	113	34
May	229	117
June	310	288
July	509	390
August	680	512
September	781	608
October	947	
November	1,033	
December	1,098	
January	1,203	
February	1,333	
March	1,461	
April	1,596	
May	1,596	
June	1,605	

QUALITY

	Quantity	Base Number	Contract	AT	Region	England
% of FP17s for the same patient ID Re-attending within 3 months - Children	11	170	6.5%	9.4%	11.3%	11.5%
% of FP17s for the same patient ID Re-attending within 3 months - Adults	25	192	13.0%	14.0%	14.7%	15.4%
% of FP17s for the same patient ID Re-attending between 3 & 9 months - Children	37	170	21.8%	57.4%	60.8%	59.7%
% of FP17s for the same patient ID Re-attending between 3 & 9 months - Adults	39	192	20.3%	51.1%	52.8%	51.7%
% of FP17s for Band 1 Urgent Courses	16	304	5.3%	8.8%	8.2%	9.2%
% of FP17s Relating to Free Repair or Replacements	0	304	0.0%	0.7%	0.7%	0.7%
% of FP17s Relating to Continuations	16	304	5.3%	0.7%	0.8%	0.8%
% of Patients satisfied with the dentistry they have received	1	1	N/A	94.3%	93.2%	93.5%
% of Patients satisfied with the time they had to wait for an appointment	1	1	N/A	88.6%	88.5%	87.4%

* This is based on patients treated on this contract for their most recent course of treatment.

Figures in italics indicate the base number of FP17s or Patient Questionnaire responses are less than 100. N/A is shown where the base number of responses is less than 10 during the period. % is calculated as Quantity/Base number*100

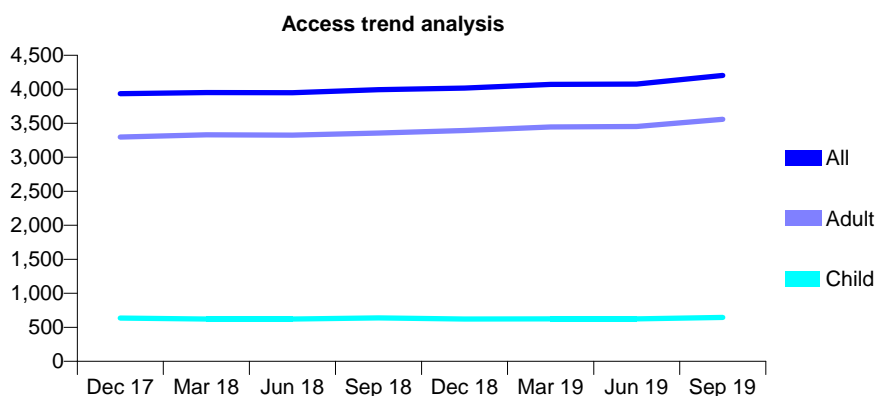
Q57 - Vital Signs At a Glance Contract Report for 732265/0001 - September 2019

Name or company name	N D Rankin & Associates Dental Surgery P
Contract type name	GDS Contract
Purpose of contract	General
Contract start date	01/04/2006
Contract end date	

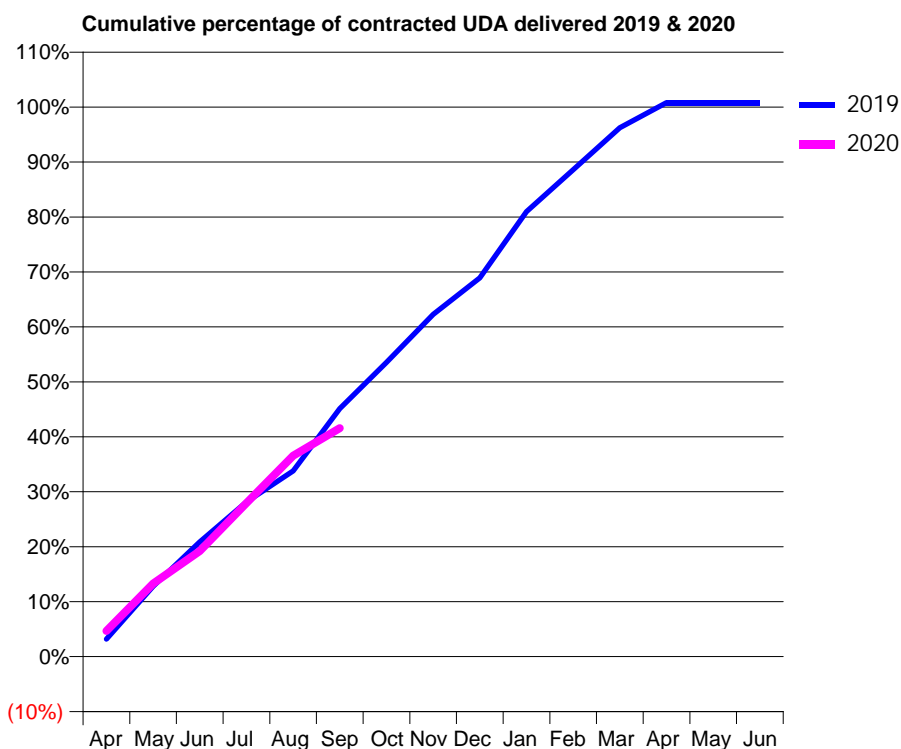
19/20 Contracted general activity (UDA)	9,801
Carry forward general activity (UDA)	-75
19/20 Contracted orthodontic activity (UOA)	0
Carry forward orthodontic activity (UOA)	0
Baseline contract value	£215,947.91

ACCESS*

Patients seen in 24 months	Total	Change since previous quarter
Quarter ending September 2018	3,993	
Quarter ending December 2018	4,017	→
Quarter ending March 2019	4,071	→
Quarter ending June 2019	4,078	→
Quarter ending September 2019	4,203	↑
Variance since September 2018	5.3%	↑



ACTIVITY



Month	Adjusted Scheduled Activity (UDA)	
	2019	2020
April	300	459
May	1,203	1,306
June	1,961	1,882
July	2,644	2,738
August	3,177	3,583
September	4,242	4,075
October	5,034	
November	5,854	
December	6,478	
January	7,613	
February	8,330	
March	9,047	
April	9,475	
May	9,476	
June	9,476	

QUALITY

	Quantity	Base Number	Contract	AT	Region	England
% of FP17s for the same patient ID Re-attending within 3 months - Children	15	378	4.0%	9.4%	11.3%	11.5%
% of FP17s for the same patient ID Re-attending within 3 months - Adults	272	2,124	12.8%	14.0%	14.7%	15.4%
% of FP17s for the same patient ID Re-attending between 3 & 9 months - Children	148	378	39.2%	57.4%	60.8%	59.7%
% of FP17s for the same patient ID Re-attending between 3 & 9 months - Adults	748	2,124	35.2%	51.1%	52.8%	51.7%
% of FP17s for Band 1 Urgent Courses	243	2,264	10.7%	8.8%	8.2%	9.2%
% of FP17s Relating to Free Repair or Replacements	11	2,264	0.5%	0.7%	0.7%	0.7%
% of FP17s Relating to Continuations	29	2,264	1.3%	0.7%	0.8%	0.8%
% of Patients satisfied with the dentistry they have received	1	1	N/A	94.3%	93.2%	93.5%
% of Patients satisfied with the time they had to wait for an appointment	1	1	N/A	88.6%	88.5%	87.4%

* This is based on patients treated on this contract for their most recent course of treatment. Figures in italics indicate the base number of FP17s or Patient Questionnaire responses are less than 100. N/A is shown where the base number of responses is less than 10 during the period. % is calculated as Quantity/Base number*100

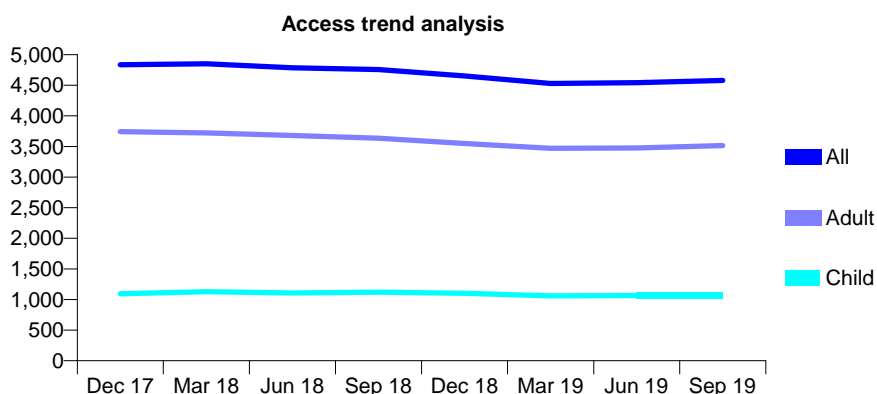
Q57 - Vital Signs At a Glance Contract Report for 738131/0001 - September 2019

Name or company name	Dental Care Group Partnership
Contract type name	GDS Contract
Purpose of contract	General
Contract start date	01/04/2006
Contract end date	

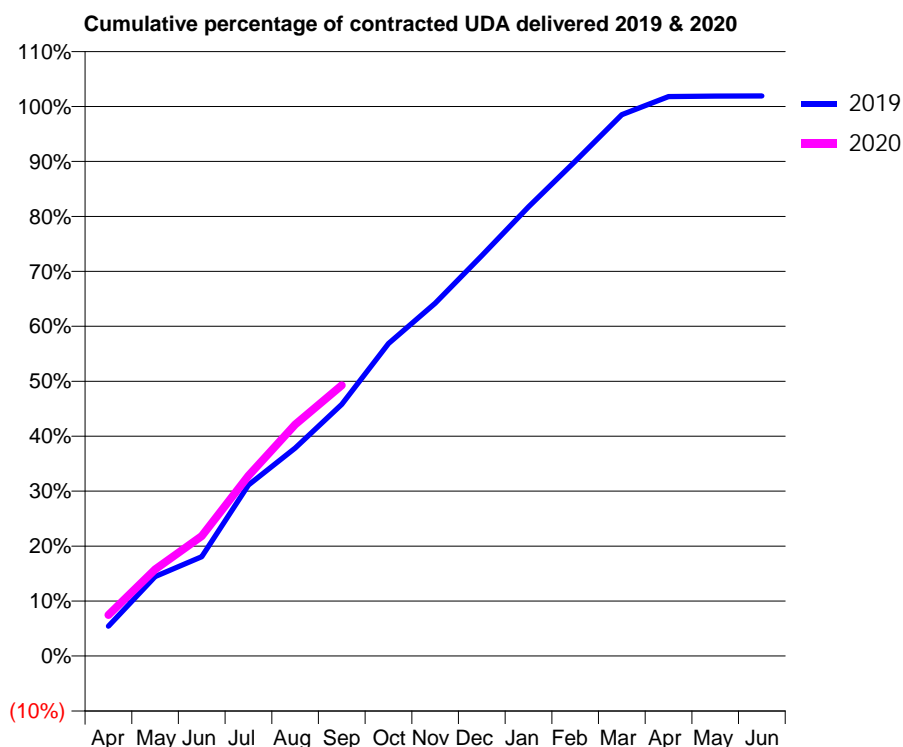
19/20 Contracted general activity (UDA)	13,688
Carry forward general activity (UDA)	-262
19/20 Contracted orthodontic activity (UOA)	0
Carry forward orthodontic activity (UOA)	0
Baseline contract value	£464,057.78

ACCESS*

Patients seen in 24 months	Total	Change since previous quarter
Quarter ending September 2018	4,756	
Quarter ending December 2018	4,652	↓
Quarter ending March 2019	4,528	↓
Quarter ending June 2019	4,542	→
Quarter ending September 2019	4,579	→
Variance since September 2018	(3.7%)	↓



ACTIVITY



Month	Adjusted Scheduled Activity (UDA)	
	2019	2020
April	741	1,026
May	1,979	2,158
June	2,474	2,988
July	4,259	4,489
August	5,181	5,765
September	6,269	6,745
October	7,783	
November	8,789	
December	9,971	
January	11,187	
February	12,322	
March	13,484	
April	13,932	
May	13,946	
June	13,950	

QUALITY

	Quantity	Base Number	Contract	AT	Region	England
% of FP17s for the same patient ID Re-attending within 3 months - Children	49	773	6.3%	9.4%	11.3%	11.5%
% of FP17s for the same patient ID Re-attending within 3 months - Adults	353	2,740	12.9%	14.0%	14.7%	15.4%
% of FP17s for the same patient ID Re-attending between 3 & 9 months - Children	470	773	60.8%	57.4%	60.8%	59.7%
% of FP17s for the same patient ID Re-attending between 3 & 9 months - Adults	1,764	2,740	64.4%	51.1%	52.8%	51.7%
% of FP17s for Band 1 Urgent Courses	180	3,264	5.5%	8.8%	8.2%	9.2%
% of FP17s Relating to Free Repair or Replacements	23	3,264	0.7%	0.7%	0.7%	0.7%
% of FP17s Relating to Continuations	26	3,264	0.8%	0.7%	0.8%	0.8%
% of Patients satisfied with the dentistry they have received	1	2	N/A	94.3%	93.2%	93.5%
% of Patients satisfied with the time they had to wait for an appointment	2	2	N/A	88.6%	88.5%	87.4%

* This is based on patients treated on this contract for their most recent course of treatment. Figures in italics indicate the base number of FP17s or Patient Questionnaire responses are less than 100. N/A is shown where the base number of responses is less than 10 during the period. % is calculated as Quantity/Base number*100

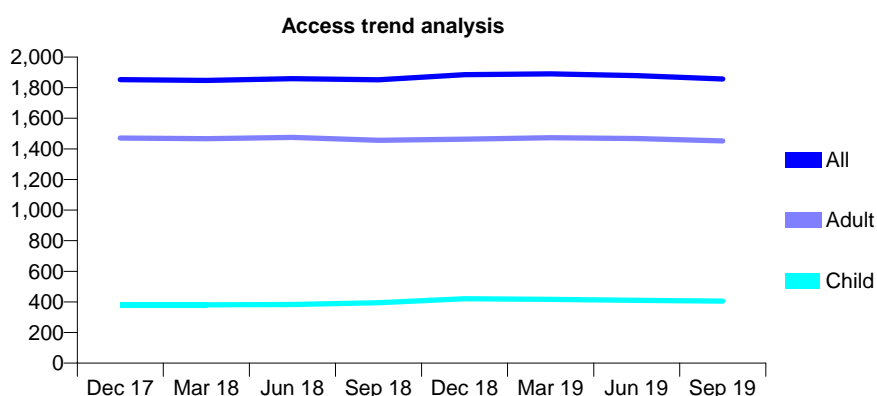
Q57 - Vital Signs At a Glance Contract Report for 738476/0001 - September 2019

Name or company name	MR J VAPIWALA
Contract type name	GDS Contract
Purpose of contract	General
Contract start date	01/04/2006
Contract end date	

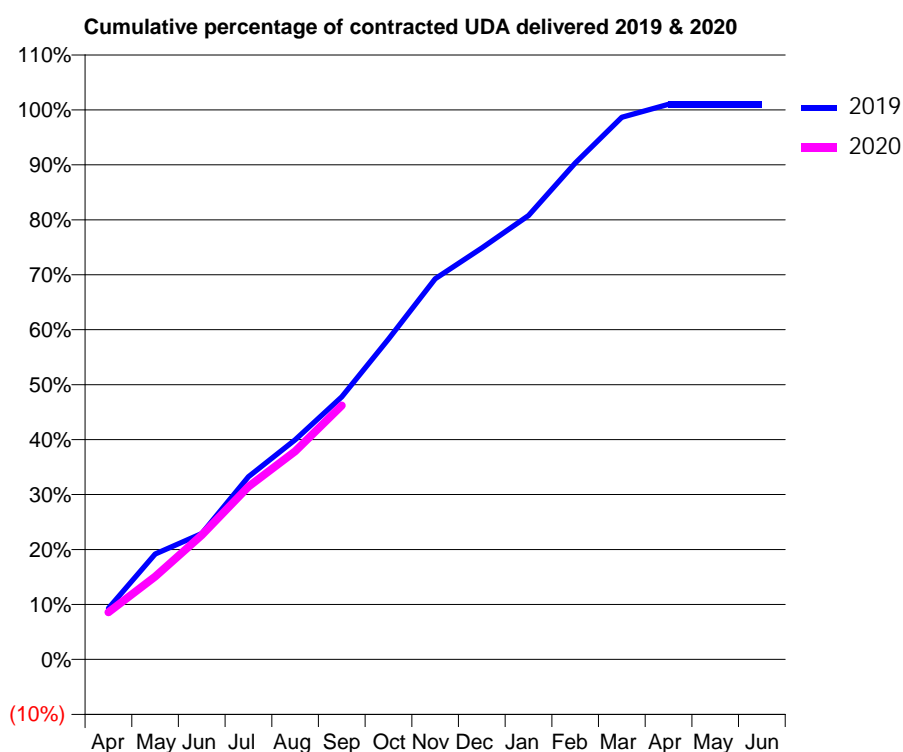
19/20 Contracted general activity (UDA)	6,898
Carry forward general activity (UDA)	-69
19/20 Contracted orthodontic activity (UOA)	0
Carry forward orthodontic activity (UOA)	0
Baseline contract value	£196,747.06

ACCESS*

Patients seen in 24 months	Total	Change since previous quarter
Quarter ending September 2018	1,851	
Quarter ending December 2018	1,885	→
Quarter ending March 2019	1,890	→
Quarter ending June 2019	1,878	→
Quarter ending September 2019	1,857	↓
Variance since September 2018	0.3%	→



ACTIVITY



Month	Adjusted Scheduled Activity (UDA)	
	2019	2020
April	642	592
May	1,324	1,040
June	1,579	1,559
July	2,293	2,169
August	2,758	2,612
September	3,294	3,186
October	4,021	
November	4,778	
December	5,163	
January	5,571	
February	6,232	
March	6,805	
April	6,967	
May	6,967	
June	6,967	

QUALITY

	Quantity	Base Number	Contract	AT	Region	England
% of FP17s for the same patient ID Re-attending within 3 months - Children	6	284	2.1%	9.4%	11.3%	11.5%
% of FP17s for the same patient ID Re-attending within 3 months - Adults	169	1,156	14.6%	14.0%	14.7%	15.4%
% of FP17s for the same patient ID Re-attending between 3 & 9 months - Children	188	284	66.2%	57.4%	60.8%	59.7%
% of FP17s for the same patient ID Re-attending between 3 & 9 months - Adults	742	1,156	64.2%	51.1%	52.8%	51.7%
% of FP17s for Band 1 Urgent Courses	129	1,360	9.5%	8.8%	8.2%	9.2%
% of FP17s Relating to Free Repair or Replacements	19	1,360	1.4%	0.7%	0.7%	0.7%
% of FP17s Relating to Continuations	46	1,360	3.4%	0.7%	0.8%	0.8%
% of Patients satisfied with the dentistry they have received	1	1	N/A	94.3%	93.2%	93.5%
% of Patients satisfied with the time they had to wait for an appointment	1	1	N/A	88.6%	88.5%	87.4%

* This is based on patients treated on this contract for their most recent course of treatment. Figures in italics indicate the base number of FP17s or Patient Questionnaire responses are less than 100. N/A is shown where the base number of responses is less than 10 during the period. % is calculated as Quantity/Base number*100

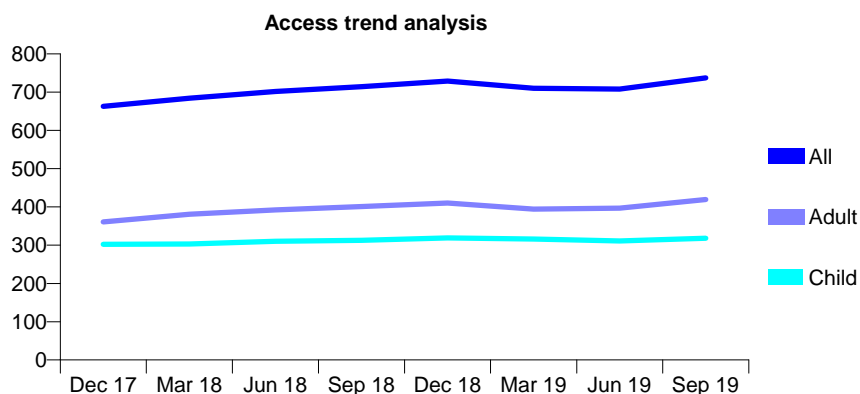
Q57 - Vital Signs At a Glance Contract Report for 741981/0001 - September 2019

Name or company name	MRS K VINCENT
Contract type name	GDS Contract
Purpose of contract	General
Contract start date	01/05/2007
Contract end date	

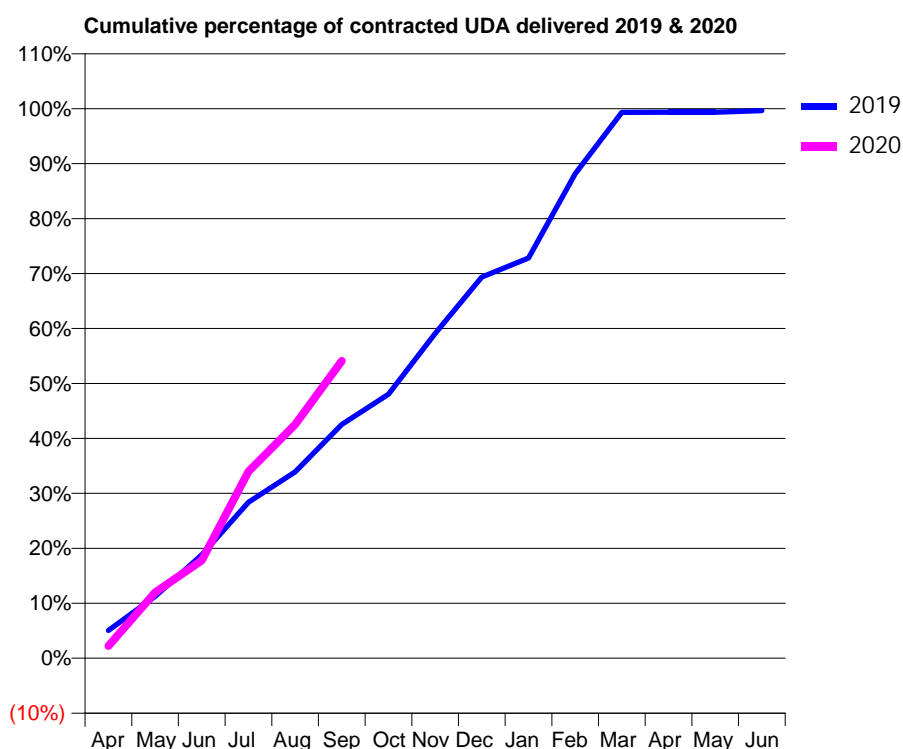
19/20 Contracted general activity (UDA)	1,912
Carry forward general activity (UDA)	0
19/20 Contracted orthodontic activity (UOA)	0
Carry forward orthodontic activity (UOA)	0
Baseline contract value	£56,153.02

ACCESS*

Patients seen in 24 months	Total	Change since previous quarter
Quarter ending September 2018	714	
Quarter ending December 2018	729	↑
Quarter ending March 2019	710	↓
Quarter ending June 2019	708	→
Quarter ending September 2019	737	↑
Variance since September 2018	3.2%	↑



ACTIVITY



Adjusted Scheduled Activity (UDA)		
Month	2019	2020
April	97	43
May	215	229
June	359	340
July	543	649
August	649	813
September	813	1,034
October	919	
November	1,130	
December	1,326	
January	1,392	
February	1,686	
March	1,899	
April	1,900	
May	1,900	
June	1,905	

QUALITY

	Quantity	Base Number	Contract	AT	Region	England
% of FP17s for the same patient ID Re-attending within 3 months - Children	16	209	7.7%	9.4%	11.3%	11.5%
% of FP17s for the same patient ID Re-attending within 3 months - Adults	58	275	21.1%	14.0%	14.7%	15.4%
% of FP17s for the same patient ID Re-attending between 3 & 9 months - Children	109	209	52.2%	57.4%	60.8%	59.7%
% of FP17s for the same patient ID Re-attending between 3 & 9 months - Adults	115	275	41.8%	51.1%	52.8%	51.7%
% of FP17s for Band 1 Urgent Courses	59	475	12.4%	8.8%	8.2%	9.2%
% of FP17s Relating to Free Repair or Replacements	0	475	0.0%	0.7%	0.7%	0.7%
% of FP17s Relating to Continuations	7	475	1.5%	0.7%	0.8%	0.8%
% of Patients satisfied with the dentistry they have received	0	0	N/A	94.3%	93.2%	93.5%
% of Patients satisfied with the time they had to wait for an appointment	0	0	N/A	88.6%	88.5%	87.4%

* This is based on patients treated on this contract for their most recent course of treatment.

Figures in italics indicate the base number of FP17s or Patient Questionnaire responses are less than 100. N/A is shown where the base number of responses is less than 10 during the period. % is calculated as Quantity/Base number*100

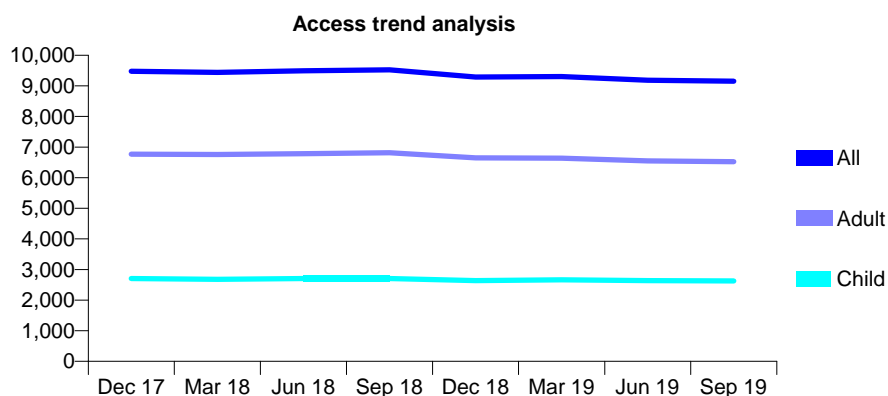
Q57 - Vital Signs At a Glance Contract Report for 749052/0001 - September 2019

Name or company name	MR HW DIXON
Contract type name	Pilot Contract
Purpose of contract	General
Contract start date	01/04/2006
Contract end date	

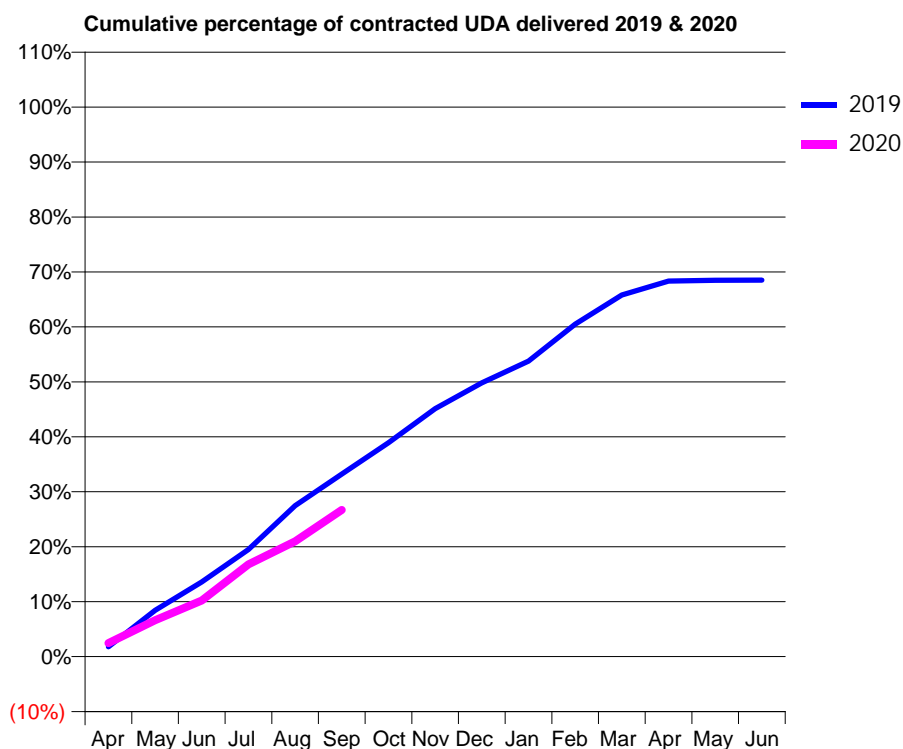
19/20 Contracted general activity (UDA)	25,212
Carry forward general activity (UDA)	0
19/20 Contracted orthodontic activity (UOA)	0
Carry forward orthodontic activity (UOA)	0
Baseline contract value	£708,294.97

ACCESS*

Patients seen in 24 months	Total	Change since previous quarter
Quarter ending September 2018	9,523	
Quarter ending December 2018	9,286	↓
Quarter ending March 2019	9,303	→
Quarter ending June 2019	9,185	↓
Quarter ending September 2019	9,151	→
Variance since September 2018	(3.9%)	↓



ACTIVITY



Month	Adjusted Scheduled Activity (UDA)	
	2019	2020
April	453	621
May	2,125	1,676
June	3,426	2,573
July	4,914	4,229
August	6,926	5,287
September	8,371	6,727
October	9,820	
November	11,379	
December	12,559	
January	13,556	
February	15,255	
March	16,590	
April	17,232	
May	17,266	
June	17,274	

QUALITY

	Quantity	Base Number	Contract	AT	Region	England
% of FP17s for the same patient ID Re-attending within 3 months - Children	136	1,662	8.2%	9.4%	11.3%	11.5%
% of FP17s for the same patient ID Re-attending within 3 months - Adults	469	3,293	14.2%	14.0%	14.7%	15.4%
% of FP17s for the same patient ID Re-attending between 3 & 9 months - Children	800	1,662	48.1%	57.4%	60.8%	59.7%
% of FP17s for the same patient ID Re-attending between 3 & 9 months - Adults	1,034	3,293	31.4%	51.1%	52.8%	51.7%
% of FP17s for Band 1 Urgent Courses	359	3,914	9.2%	8.8%	8.2%	9.2%
% of FP17s Relating to Free Repair or Replacements	20	3,914	0.5%	0.7%	0.7%	0.7%
% of FP17s Relating to Continuations	1	3,914	0.0%	0.7%	0.8%	0.8%
% of Patients satisfied with the dentistry they have received	3	3	N/A	94.3%	93.2%	93.5%
% of Patients satisfied with the time they had to wait for an appointment	3	3	N/A	88.6%	88.5%	87.4%

* This is based on patients treated on this contract for their most recent course of treatment. Figures in italics indicate the base number of FP17s or Patient Questionnaire responses are less than 100. N/A is shown where the base number of responses is less than 10 during the period. % is calculated as Quantity/Base number*100

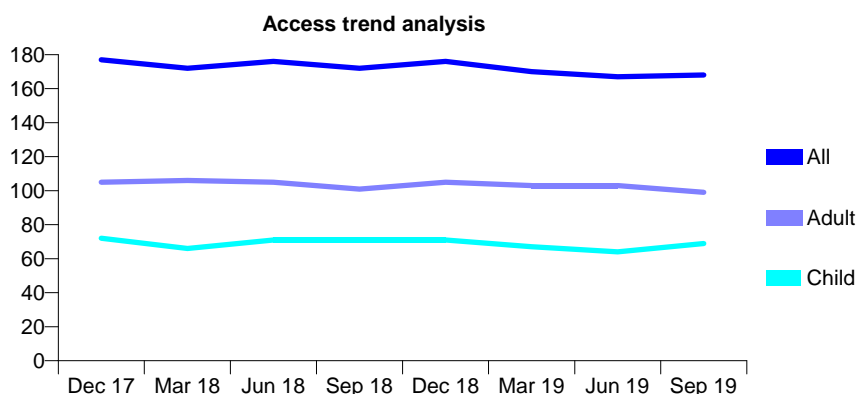
Q57 - Vital Signs At a Glance Contract Report for 754684/0001 - September 2019

Name or company name	MRS SK RANA
Contract type name	GDS Contract
Purpose of contract	General
Contract start date	01/04/2006
Contract end date	

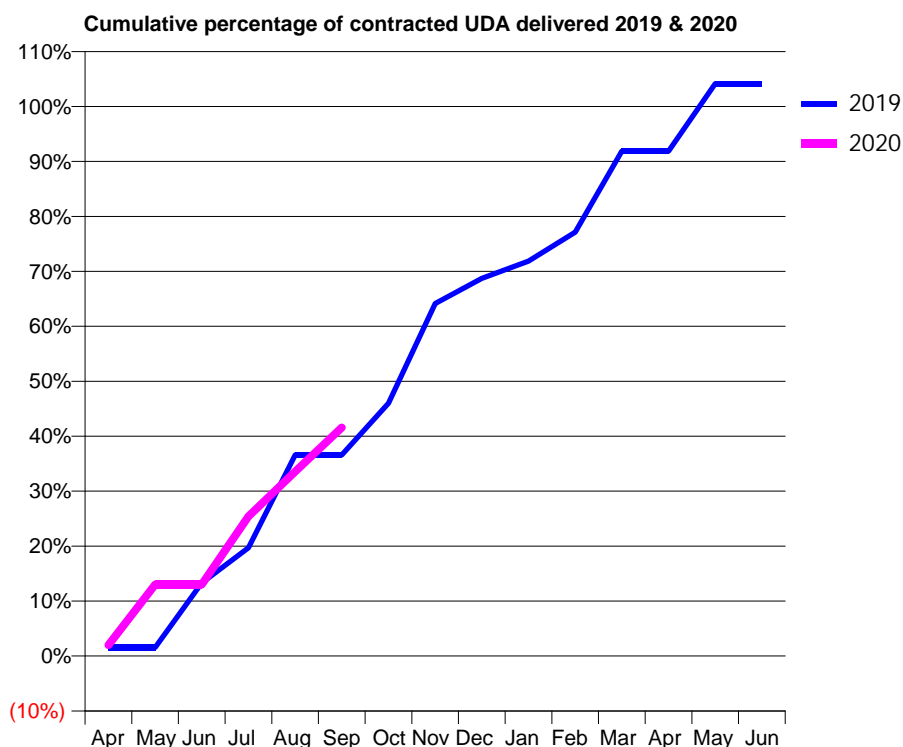
19/20 Contracted general activity (UDA)	700
Carry forward general activity (UDA)	-14
19/20 Contracted orthodontic activity (UOA)	0
Carry forward orthodontic activity (UOA)	0
Baseline contract value	£18,338.44

ACCESS*

Patients seen in 24 months	Total	Change since previous quarter
Quarter ending September 2018	172	
Quarter ending December 2018	176	↑
Quarter ending March 2019	170	↓
Quarter ending June 2019	167	↓
Quarter ending September 2019	168	→
Variance since September 2018	(2.3%)	↓



ACTIVITY



Month	Adjusted Scheduled Activity (UDA)	
	2019	2020
April	11	14
May	11	91
June	93	91
July	138	178
August	256	235
September	256	291
October	322	
November	449	
December	481	
January	503	
February	540	
March	643	
April	643	
May	729	
June	729	

QUALITY

	Quantity	Base Number	Contract	AT	Region	England
% of FP17s for the same patient ID Re-attending within 3 months - Children	1	51	2.0%	9.4%	11.3%	11.5%
% of FP17s for the same patient ID Re-attending within 3 months - Adults	6	83	7.2%	14.0%	14.7%	15.4%
% of FP17s for the same patient ID Re-attending between 3 & 9 months - Children	29	51	56.9%	57.4%	60.8%	59.7%
% of FP17s for the same patient ID Re-attending between 3 & 9 months - Adults	60	83	72.3%	51.1%	52.8%	51.7%
% of FP17s for Band 1 Urgent Courses	0	119	0.0%	8.8%	8.2%	9.2%
% of FP17s Relating to Free Repair or Replacements	0	119	0.0%	0.7%	0.7%	0.7%
% of FP17s Relating to Continuations	0	119	0.0%	0.7%	0.8%	0.8%
% of Patients satisfied with the dentistry they have received	0	0	N/A	94.3%	93.2%	93.5%
% of Patients satisfied with the time they had to wait for an appointment	0	0	N/A	88.6%	88.5%	87.4%

* This is based on patients treated on this contract for their most recent course of treatment. Figures in italics indicate the base number of FP17s or Patient Questionnaire responses are less than 100. N/A is shown where the base number of responses is less than 10 during the period. % is calculated as Quantity/Base number*100

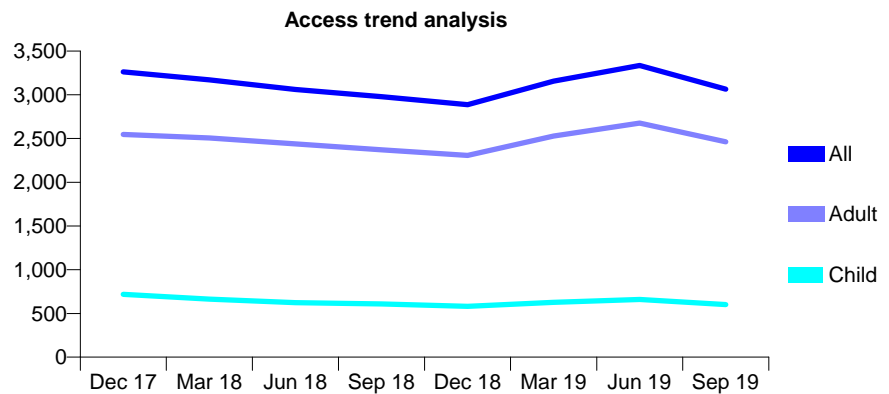
Q57 - Vital Signs At a Glance Contract Report for 755761/0001 - September 2019

Name or company name	Mr M Baily and Mr M Patel
Contract type name	GDS Contract
Purpose of contract	General
Contract start date	01/04/2006
Contract end date	

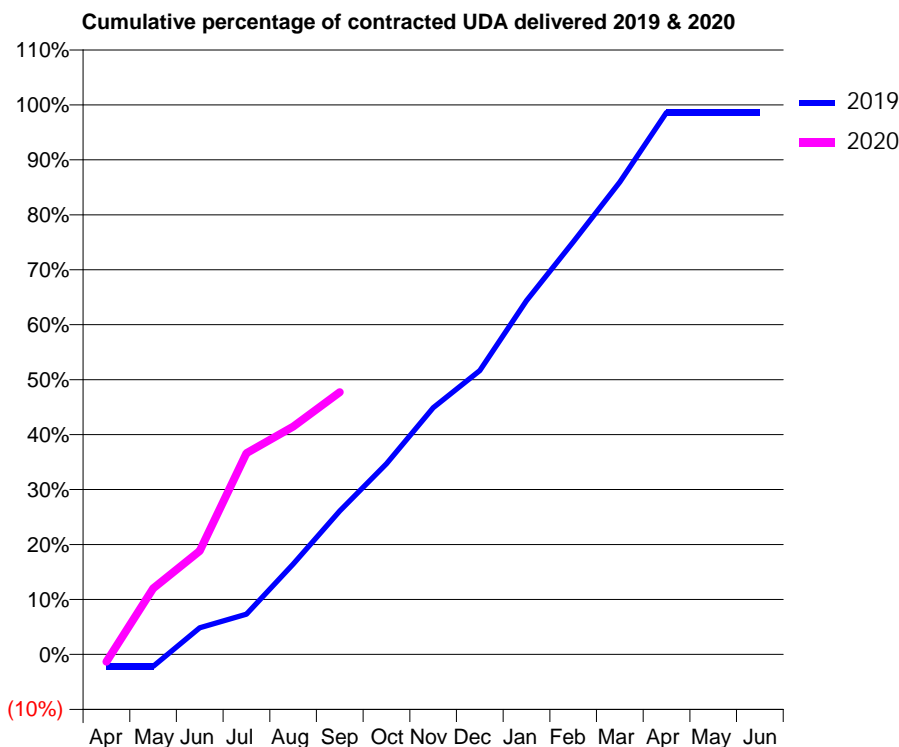
19/20 Contracted general activity (UDA)	8,538
Carry forward general activity (UDA)	116
19/20 Contracted orthodontic activity (UOA)	0
Carry forward orthodontic activity (UOA)	0
Baseline contract value	£220,280.87

ACCESS*

Patients seen in 24 months	Total	Change since previous quarter
Quarter ending September 2018	2,979	
Quarter ending December 2018	2,888	↓
Quarter ending March 2019	3,156	↑
Quarter ending June 2019	3,336	↑
Quarter ending September 2019	3,064	↓
Variance since September 2018	2.9%	↑



ACTIVITY



Month	2019	2020
April	-187	-116
May	-187	1,027
June	415	1,607
July	624	3,127
August	1,404	3,540
September	2,230	4,075
October	2,962	
November	3,833	
December	4,410	
January	5,496	
February	6,409	
March	7,338	
April	8,422	
May	8,422	
June	8,422	

QUALITY

	Quantity	Base Number	Contract	AT	Region	England
% of FP17s for the same patient ID Re-attending within 3 months - Children	20	301	6.6%	9.4%	11.3%	11.5%
% of FP17s for the same patient ID Re-attending within 3 months - Adults	125	1,344	9.3%	14.0%	14.7%	15.4%
% of FP17s for the same patient ID Re-attending between 3 & 9 months - Children	67	301	22.3%	57.4%	60.8%	59.7%
% of FP17s for the same patient ID Re-attending between 3 & 9 months - Adults	325	1,344	24.2%	51.1%	52.8%	51.7%
% of FP17s for Band 1 Urgent Courses	0	1,151	0.0%	8.8%	8.2%	9.2%
% of FP17s Relating to Free Repair or Replacements	1	1,151	0.1%	0.7%	0.7%	0.7%
% of FP17s Relating to Continuations	33	1,151	2.9%	0.7%	0.8%	0.8%
% of Patients satisfied with the dentistry they have received	1	1	N/A	94.3%	93.2%	93.5%
% of Patients satisfied with the time they had to wait for an appointment	1	1	N/A	88.6%	88.5%	87.4%

* This is based on patients treated on this contract for their most recent course of treatment. Figures in italics indicate the base number of FP17s or Patient Questionnaire responses are less than 100. N/A is shown where the base number of responses is less than 10 during the period. % is calculated as Quantity/Base number*100

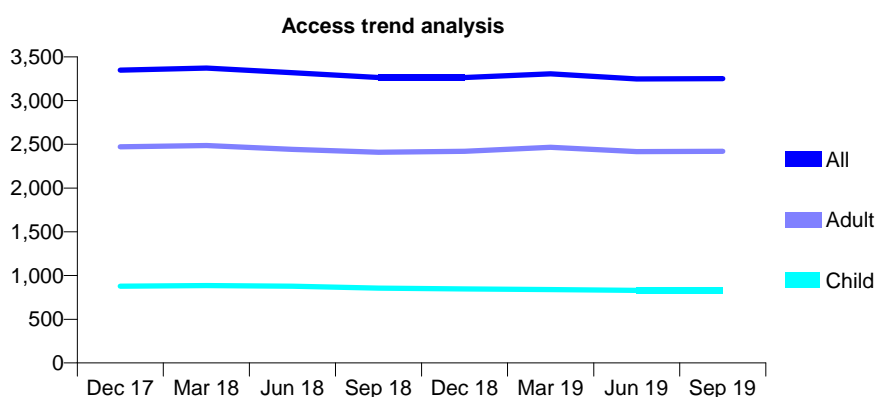
Q57 - Vital Signs At a Glance Contract Report for 755931/0001 - September 2019

Name or company name	MISS R DHARIWAL
Contract type name	GDS Contract
Purpose of contract	General
Contract start date	01/04/2006
Contract end date	

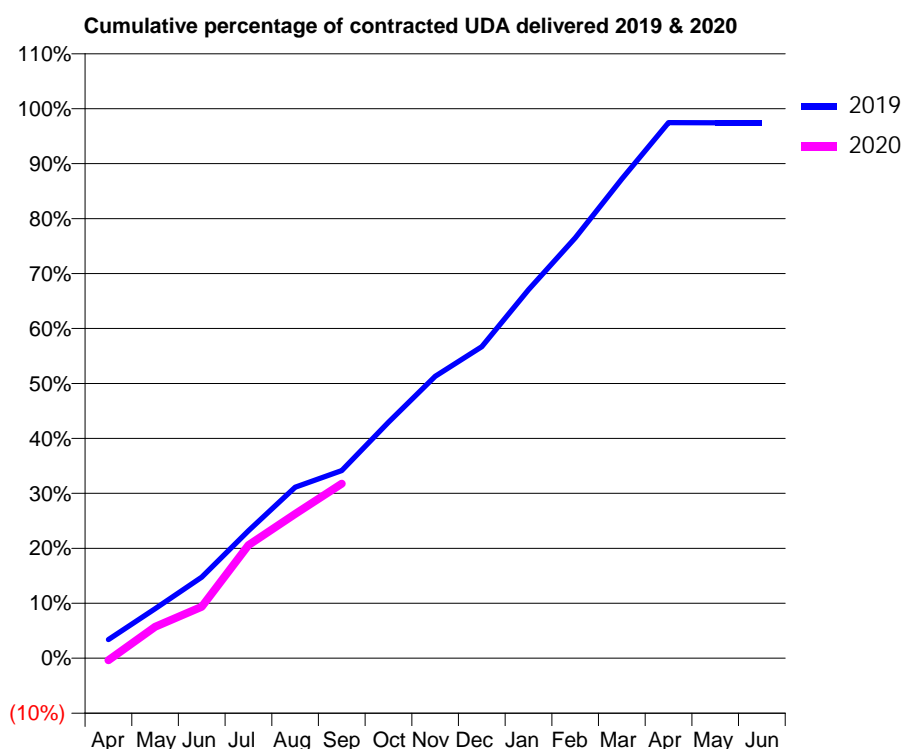
19/20 Contracted general activity (UDA)	9,500
Carry forward general activity (UDA)	246
19/20 Contracted orthodontic activity (UOA)	0
Carry forward orthodontic activity (UOA)	0
Baseline contract value	£259,874.11

ACCESS*

Patients seen in 24 months	Total	Change since previous quarter
Quarter ending September 2018	3,264	
Quarter ending December 2018	3,264	→
Quarter ending March 2019	3,306	→
Quarter ending June 2019	3,247	↓
Quarter ending September 2019	3,250	→
Variance since September 2018	(0.4%)	→



ACTIVITY



Month	2019	2020
April	323	-36
May	855	544
June	1,402	891
July	2,202	1,955
August	2,957	2,494
September	3,244	3,017
October	4,079	
November	4,873	
December	5,384	
January	6,370	
February	7,269	
March	8,285	
April	9,257	
May	9,254	
June	9,254	

QUALITY

	Quantity	Base Number	Contract	AT	Region	England
% of FP17s for the same patient ID Re-attending within 3 months - Children	37	596	6.2%	9.4%	11.3%	11.5%
% of FP17s for the same patient ID Re-attending within 3 months - Adults	238	1,523	15.6%	14.0%	14.7%	15.4%
% of FP17s for the same patient ID Re-attending between 3 & 9 months - Children	379	596	63.6%	57.4%	60.8%	59.7%
% of FP17s for the same patient ID Re-attending between 3 & 9 months - Adults	817	1,523	53.6%	51.1%	52.8%	51.7%
% of FP17s for Band 1 Urgent Courses	148	1,844	8.0%	8.8%	8.2%	9.2%
% of FP17s Relating to Free Repair or Replacements	8	1,844	0.4%	0.7%	0.7%	0.7%
% of FP17s Relating to Continuations	10	1,844	0.5%	0.7%	0.8%	0.8%
% of Patients satisfied with the dentistry they have received	9	9	N/A	94.3%	93.2%	93.5%
% of Patients satisfied with the time they had to wait for an appointment	9	9	N/A	88.6%	88.5%	87.4%

* This is based on patients treated on this contract for their most recent course of treatment.

Figures in italics indicate the base number of FP17s or Patient Questionnaire responses are less than 100. N/A is shown where the base number of responses is less than 10 during the period. % is calculated as Quantity/Base number*100

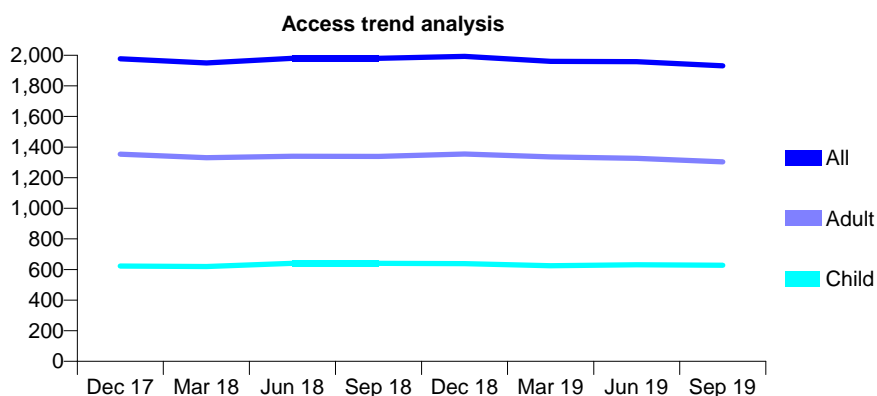
Q57 - Vital Signs At a Glance Contract Report for 764922/0001 - September 2019

Name or company name	MR J GREGORY
Contract type name	GDS Contract
Purpose of contract	General
Contract start date	01/04/2006
Contract end date	

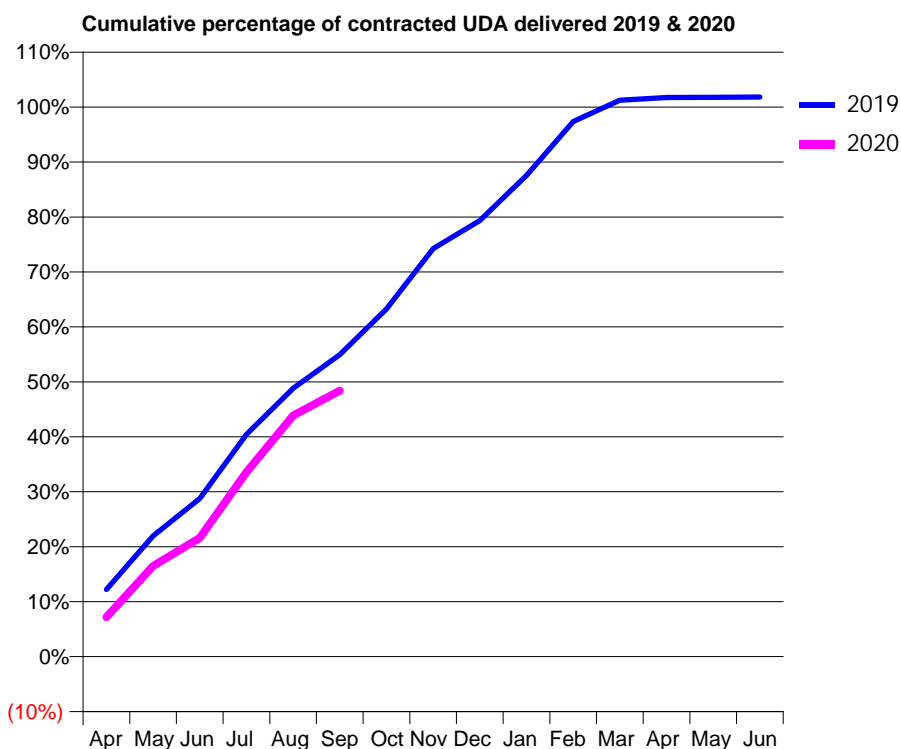
19/20 Contracted general activity (UDA)	6,000
Carry forward general activity (UDA)	-110
19/20 Contracted orthodontic activity (UOA)	0
Carry forward orthodontic activity (UOA)	0
Baseline contract value	£158,057.34

ACCESS*

Patients seen in 24 months	Total	Change since previous quarter
Quarter ending September 2018	1,980	
Quarter ending December 2018	1,993	→
Quarter ending March 2019	1,960	↓
Quarter ending June 2019	1,958	→
Quarter ending September 2019	1,931	↓
Variance since September 2018	(2.5%)	↓



ACTIVITY



Month	Adjusted Scheduled Activity (UDA)	
	2019	2020
April	733	431
May	1,318	989
June	1,726	1,295
July	2,427	2,015
August	2,929	2,631
September	3,297	2,904
October	3,797	
November	4,455	
December	4,760	
January	5,254	
February	5,842	
March	6,073	
April	6,105	
May	6,106	
June	6,110	

QUALITY

	Quantity	Base Number	Contract	AT	Region	England
% of FP17s for the same patient ID Re-attending within 3 months - Children	20	503	4.0%	9.4%	11.3%	11.5%
% of FP17s for the same patient ID Re-attending within 3 months - Adults	138	1,049	13.2%	14.0%	14.7%	15.4%
% of FP17s for the same patient ID Re-attending between 3 & 9 months - Children	368	503	73.2%	57.4%	60.8%	59.7%
% of FP17s for the same patient ID Re-attending between 3 & 9 months - Adults	710	1,049	67.7%	51.1%	52.8%	51.7%
% of FP17s for Band 1 Urgent Courses	38	1,538	2.5%	8.8%	8.2%	9.2%
% of FP17s Relating to Free Repair or Replacements	18	1,538	1.2%	0.7%	0.7%	0.7%
% of FP17s Relating to Continuations	33	1,538	2.1%	0.7%	0.8%	0.8%
% of Patients satisfied with the dentistry they have received	2	2	N/A	94.3%	93.2%	93.5%
% of Patients satisfied with the time they had to wait for an appointment	2	2	N/A	88.6%	88.5%	87.4%

* This is based on patients treated on this contract for their most recent course of treatment. Figures in italics indicate the base number of FP17s or Patient Questionnaire responses are less than 100. N/A is shown where the base number of responses is less than 10 during the period. % is calculated as Quantity/Base number*100

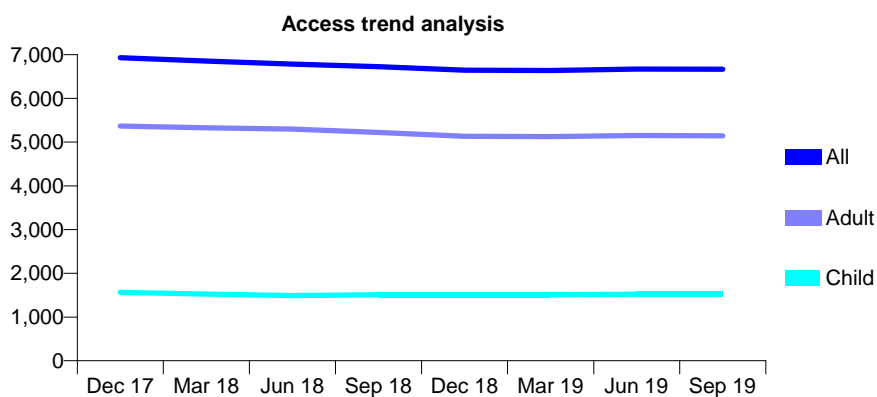
Q57 - Vital Signs At a Glance Contract Report for 768251/0002 - September 2019

Name or company name	MR AM MANUELSSON
Contract type name	GDS Contract
Purpose of contract	General
Contract start date	01/04/2006
Contract end date	

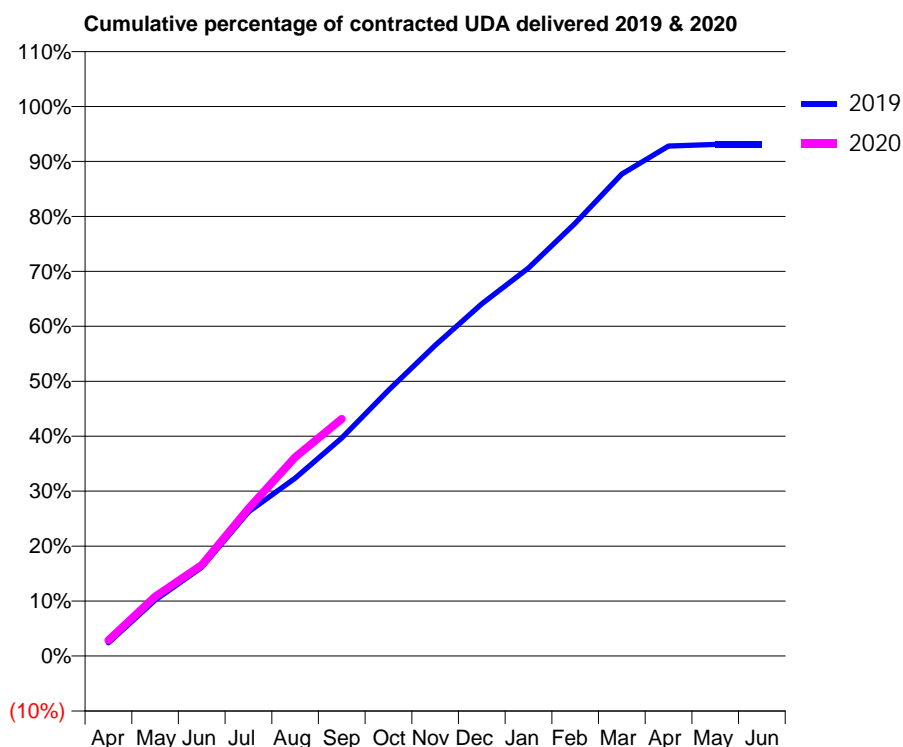
19/20 Contracted general activity (UDA)	21,500
Carry forward general activity (UDA)	0
19/20 Contracted orthodontic activity (UOA)	0
Carry forward orthodontic activity (UOA)	0
Baseline contract value	£624,722.89

ACCESS*

Patients seen in 24 months	Total	Change since previous quarter
Quarter ending September 2018	6,727	
Quarter ending December 2018	6,646	↓
Quarter ending March 2019	6,638	→
Quarter ending June 2019	6,672	→
Quarter ending September 2019	6,665	→
Variance since September 2018	(0.9%)	→



ACTIVITY



Month	Adjusted Scheduled Activity (UDA)	
	2019	2020
April	520	617
May	2,188	2,325
June	3,470	3,559
July	5,638	5,770
August	6,965	7,781
September	8,536	9,280
October	10,394	
November	12,159	
December	13,774	
January	15,179	
February	16,935	
March	18,858	
April	19,951	
May	20,010	
June	20,010	

QUALITY

	Quantity	Base Number	Contract	AT	Region	England
% of FP17s for the same patient ID Re-attending within 3 months - Children	47	959	4.9%	9.4%	11.3%	11.5%
% of FP17s for the same patient ID Re-attending within 3 months - Adults	303	3,046	9.9%	14.0%	14.7%	15.4%
% of FP17s for the same patient ID Re-attending between 3 & 9 months - Children	423	959	44.1%	57.4%	60.8%	59.7%
% of FP17s for the same patient ID Re-attending between 3 & 9 months - Adults	1,395	3,046	45.8%	51.1%	52.8%	51.7%
% of FP17s for Band 1 Urgent Courses	196	3,672	5.3%	8.8%	8.2%	9.2%
% of FP17s Relating to Free Repair or Replacements	10	3,672	0.3%	0.7%	0.7%	0.7%
% of FP17s Relating to Continuations	65	3,672	1.8%	0.7%	0.8%	0.8%
% of Patients satisfied with the dentistry they have received	3	3	N/A	94.3%	93.2%	93.5%
% of Patients satisfied with the time they had to wait for an appointment	3	3	N/A	88.6%	88.5%	87.4%

* This is based on patients treated on this contract for their most recent course of treatment. Figures in italics indicate the base number of FP17s or Patient Questionnaire responses are less than 100. N/A is shown where the base number of responses is less than 10 during the period. % is calculated as Quantity/Base number*100

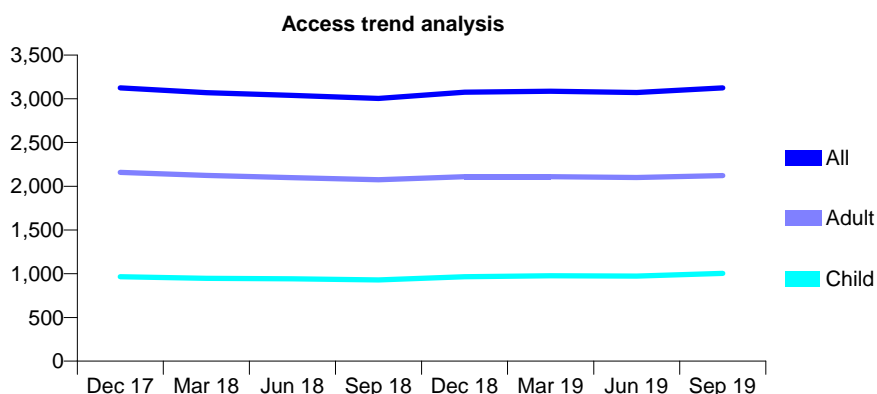
Q57 - Vital Signs At a Glance Contract Report for 776068/0001 - September 2019

Name or company name	MR OO AWOLOLA
Contract type name	GDS Contract
Purpose of contract	General
Contract start date	14/09/2007
Contract end date	

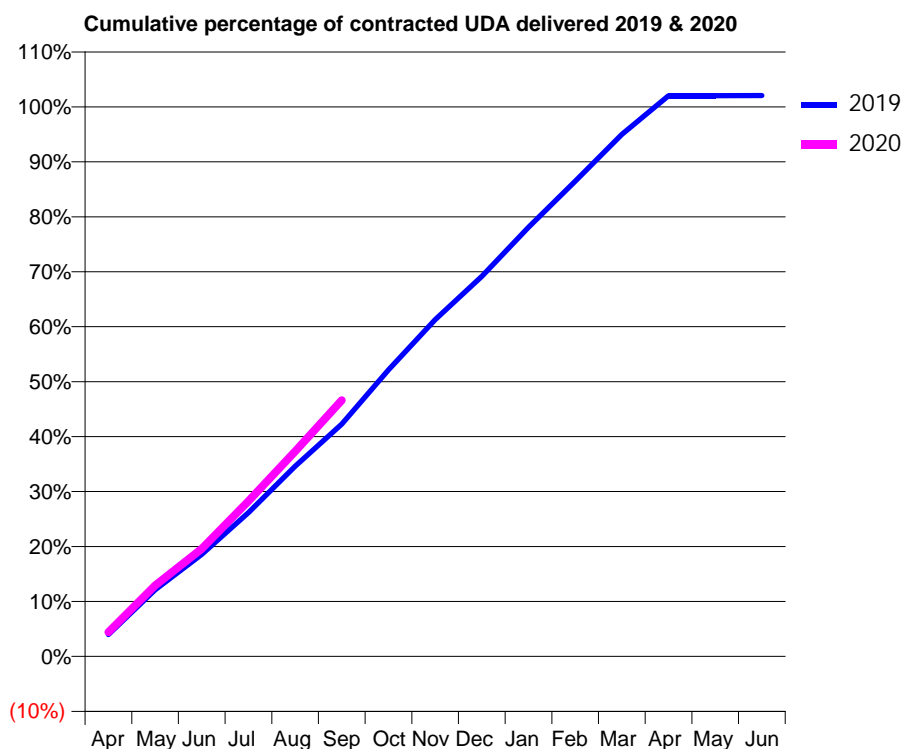
19/20 Contracted general activity (UDA)	8,551
Carry forward general activity (UDA)	-171
19/20 Contracted orthodontic activity (UOA)	0
Carry forward orthodontic activity (UOA)	0
Baseline contract value	£209,685.31

ACCESS*

Patients seen in 24 months	Total	Change since previous quarter
Quarter ending September 2018	3,004	
Quarter ending December 2018	3,075	↑
Quarter ending March 2019	3,086	→
Quarter ending June 2019	3,072	→
Quarter ending September 2019	3,126	→
Variance since September 2018	4.1%	↑



ACTIVITY



Month	Adjusted Scheduled Activity (UDA)	
	2019	2020
April	341	376
May	1,037	1,105
June	1,589	1,676
July	2,238	2,416
August	2,960	3,192
September	3,617	3,985
October	4,458	
November	5,241	
December	5,914	
January	6,678	
February	7,395	
March	8,123	
April	8,725	
May	8,725	
June	8,727	

QUALITY

	Quantity	Base Number	Contract	AT	Region	England
% of FP17s for the same patient ID Re-attending within 3 months - Children	36	783	4.6%	9.4%	11.3%	11.5%
% of FP17s for the same patient ID Re-attending within 3 months - Adults	134	1,561	8.6%	14.0%	14.7%	15.4%
% of FP17s for the same patient ID Re-attending between 3 & 9 months - Children	446	783	57.0%	57.4%	60.8%	59.7%
% of FP17s for the same patient ID Re-attending between 3 & 9 months - Adults	875	1,561	56.1%	51.1%	52.8%	51.7%
% of FP17s for Band 1 Urgent Courses	105	2,052	5.1%	8.8%	8.2%	9.2%
% of FP17s Relating to Free Repair or Replacements	11	2,052	0.5%	0.7%	0.7%	0.7%
% of FP17s Relating to Continuations	9	2,052	0.4%	0.7%	0.8%	0.8%
% of Patients satisfied with the dentistry they have received	6	6	N/A	94.3%	93.2%	93.5%
% of Patients satisfied with the time they had to wait for an appointment	6	6	N/A	88.6%	88.5%	87.4%

* This is based on patients treated on this contract for their most recent course of treatment. Figures in italics indicate the base number of FP17s or Patient Questionnaire responses are less than 100. N/A is shown where the base number of responses is less than 10 during the period. % is calculated as Quantity/Base number*100

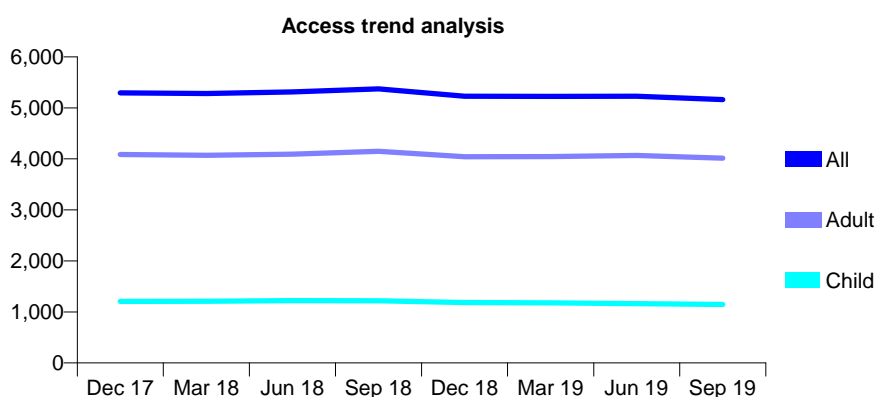
Q57 - Vital Signs At a Glance Contract Report for 781975/0001 - September 2019

Name or company name	MR O AWOLESI
Contract type name	GDS Contract
Purpose of contract	General
Contract start date	01/04/2006
Contract end date	

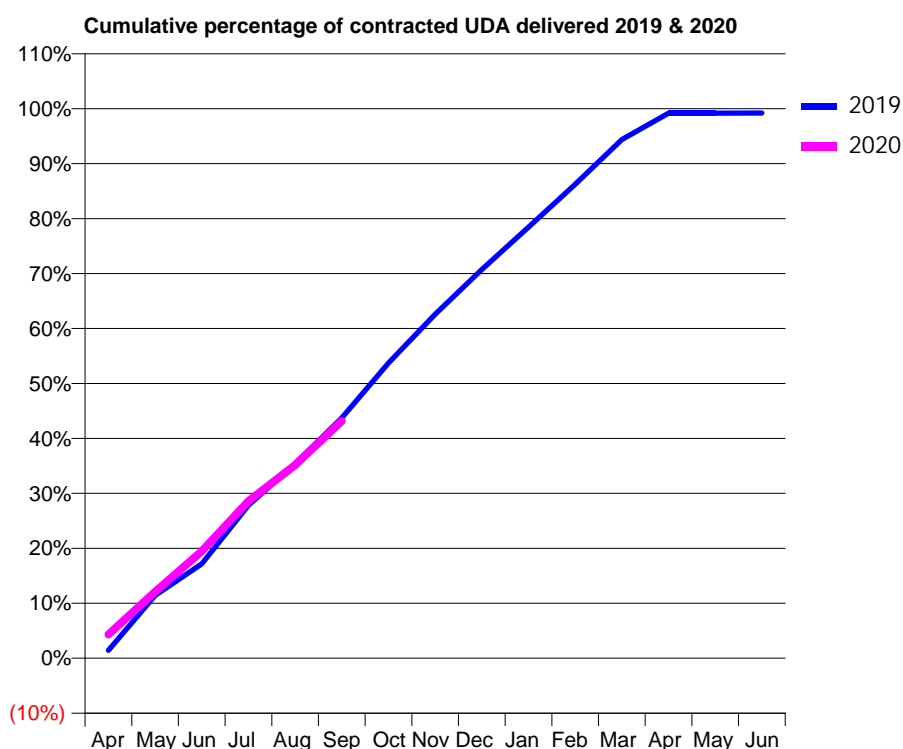
19/20 Contracted general activity (UDA)	11,500
Carry forward general activity (UDA)	93
19/20 Contracted orthodontic activity (UOA)	0
Carry forward orthodontic activity (UOA)	0
Baseline contract value	£358,062.46

ACCESS*

Patients seen in 24 months	Total	Change since previous quarter
Quarter ending September 2018	5,370	
Quarter ending December 2018	5,228	↓
Quarter ending March 2019	5,225	→
Quarter ending June 2019	5,228	→
Quarter ending September 2019	5,161	↓
Variance since September 2018	(3.9%)	↓



ACTIVITY



Month	2019	2020
April	165	498
May	1,315	1,390
June	1,974	2,239
July	3,199	3,289
August	4,077	4,046
September	5,029	4,967
October	6,178	
November	7,200	
December	8,135	
January	9,022	
February	9,917	
March	10,850	
April	11,405	
May	11,405	
June	11,407	

QUALITY

	Quantity	Base Number	Contract	AT	Region	England
% of FP17s for the same patient ID Re-attending within 3 months - Children	56	806	6.9%	9.4%	11.3%	11.5%
% of FP17s for the same patient ID Re-attending within 3 months - Adults	273	2,384	11.5%	14.0%	14.7%	15.4%
% of FP17s for the same patient ID Re-attending between 3 & 9 months - Children	494	806	61.3%	57.4%	60.8%	59.7%
% of FP17s for the same patient ID Re-attending between 3 & 9 months - Adults	1,240	2,384	52.0%	51.1%	52.8%	51.7%
% of FP17s for Band 1 Urgent Courses	195	2,413	8.1%	8.8%	8.2%	9.2%
% of FP17s Relating to Free Repair or Replacements	30	2,413	1.2%	0.7%	0.7%	0.7%
% of FP17s Relating to Continuations	18	2,413	0.7%	0.7%	0.8%	0.8%
% of Patients satisfied with the dentistry they have received	1	1	N/A	94.3%	93.2%	93.5%
% of Patients satisfied with the time they had to wait for an appointment	1	1	N/A	88.6%	88.5%	87.4%

* This is based on patients treated on this contract for their most recent course of treatment.

Figures in italics indicate the base number of FP17s or Patient Questionnaire responses are less than 100. N/A is shown where the base number of responses is less than 10 during the period. % is calculated as Quantity/Base number*100

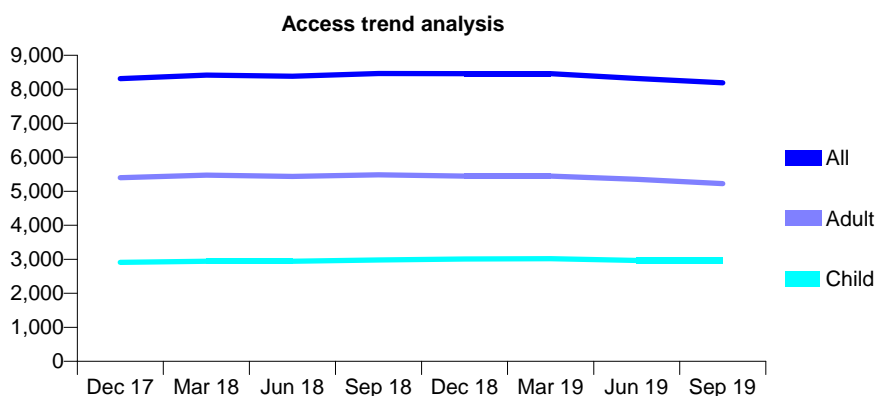
Q57 - Vital Signs At a Glance Contract Report for 787396/0001 - September 2019

Name or company name	MRS SS PATEL
Contract type name	GDS Contract
Purpose of contract	General
Contract start date	01/07/2008
Contract end date	

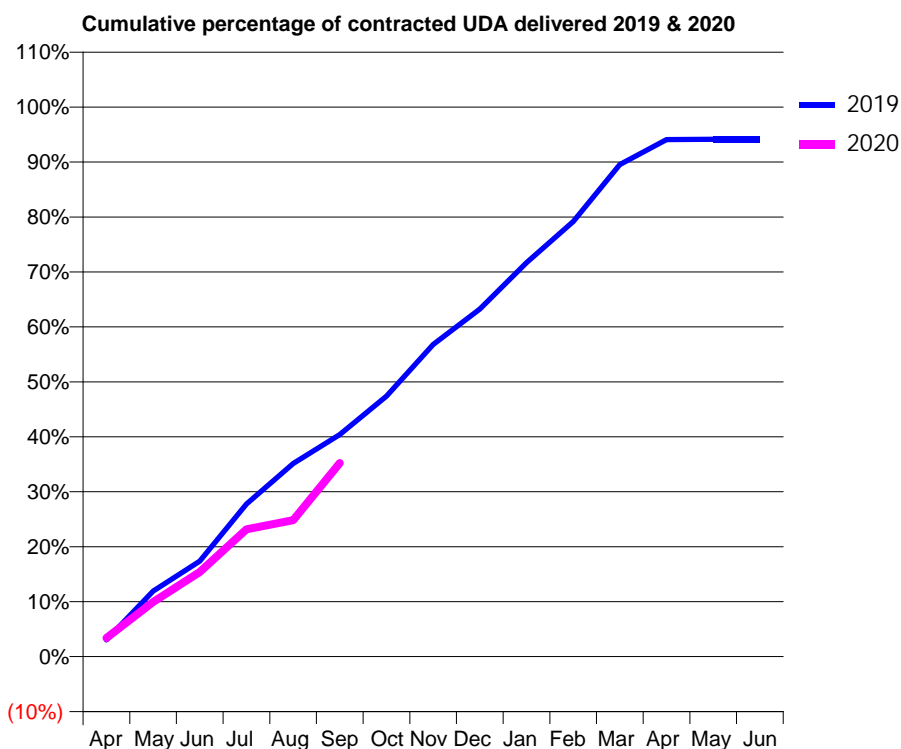
19/20 Contracted general activity (UDA)	22,000
Carry forward general activity (UDA)	0
19/20 Contracted orthodontic activity (UOA)	0
Carry forward orthodontic activity (UOA)	0
Baseline contract value	£530,451.74

ACCESS*

Patients seen in 24 months	Total	Change since previous quarter
Quarter ending September 2018	8,465	
Quarter ending December 2018	8,459	→
Quarter ending March 2019	8,462	→
Quarter ending June 2019	8,320	↓
Quarter ending September 2019	8,191	↓
Variance since September 2018	(3.2%)	↓



ACTIVITY



Month	Adjusted Scheduled Activity (UDA)	
	2019	2020
April	670	750
May	2,623	2,188
June	3,824	3,387
July	6,109	5,094
August	7,733	5,466
September	8,889	7,747
October	10,427	
November	12,495	
December	13,917	
January	15,773	
February	17,419	
March	19,697	
April	20,698	
May	20,713	
June	20,713	

QUALITY

	Quantity	Base Number	Contract	AT	Region	England
% of FP17s for the same patient ID Re-attending within 3 months - Children	184	1,928	9.5%	9.4%	11.3%	11.5%
% of FP17s for the same patient ID Re-attending within 3 months - Adults	418	2,852	14.7%	14.0%	14.7%	15.4%
% of FP17s for the same patient ID Re-attending between 3 & 9 months - Children	1,136	1,928	58.9%	57.4%	60.8%	59.7%
% of FP17s for the same patient ID Re-attending between 3 & 9 months - Adults	1,475	2,852	51.7%	51.1%	52.8%	51.7%
% of FP17s for Band 1 Urgent Courses	381	4,325	8.8%	8.8%	8.2%	9.2%
% of FP17s Relating to Free Repair or Replacements	36	4,325	0.8%	0.7%	0.7%	0.7%
% of FP17s Relating to Continuations	12	4,325	0.3%	0.7%	0.8%	0.8%
% of Patients satisfied with the dentistry they have received	3	3	N/A	94.3%	93.2%	93.5%
% of Patients satisfied with the time they had to wait for an appointment	2	3	N/A	88.6%	88.5%	87.4%

* This is based on patients treated on this contract for their most recent course of treatment. Figures in italics indicate the base number of FP17s or Patient Questionnaire responses are less than 100. N/A is shown where the base number of responses is less than 10 during the period. % is calculated as Quantity/Base number*100

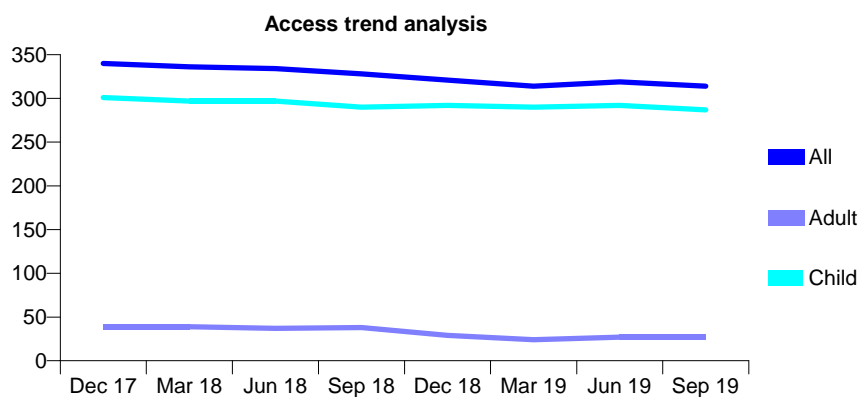
Q57 - Vital Signs At a Glance Contract Report for 807729/0001 - September 2019

Name or company name	MR PL ISAACS
Contract type name	GDS Contract
Purpose of contract	General
Contract start date	01/04/2006
Contract end date	

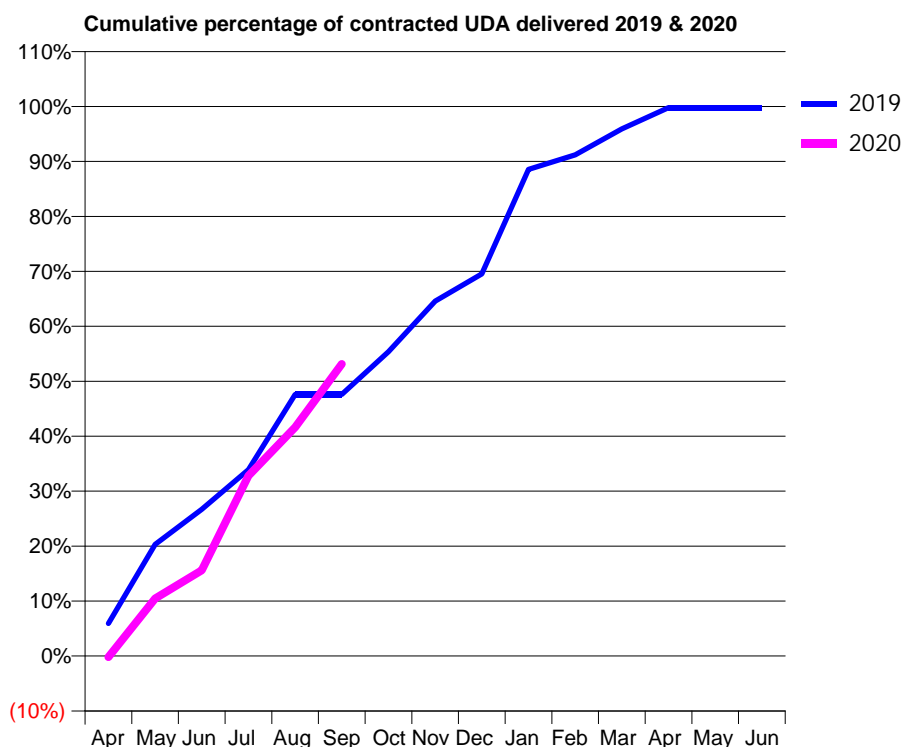
19/20 Contracted general activity (UDA)	489
Carry forward general activity (UDA)	1
19/20 Contracted orthodontic activity (UOA)	0
Carry forward orthodontic activity (UOA)	0
Baseline contract value	£12,531.46

ACCESS*

Patients seen in 24 months	Total	Change since previous quarter
Quarter ending September 2018	328	
Quarter ending December 2018	321	↓
Quarter ending March 2019	314	↓
Quarter ending June 2019	319	→
Quarter ending September 2019	314	↓
Variance since September 2018	(4.3%)	↓



ACTIVITY



Month	Adjusted Scheduled Activity (UDA)	
	2019	2020
April	29	-1
May	99	51
June	131	76
July	166	160
August	233	204
September	233	260
October	271	
November	316	
December	340	
January	433	
February	446	
March	469	
April	488	
May	488	
June	488	

QUALITY

	Quantity	Base Number	Contract	AT	Region	England
% of FP17s for the same patient ID Re-attending within 3 months - Children	6	165	3.6%	9.4%	11.3%	11.5%
% of FP17s for the same patient ID Re-attending within 3 months - Adults	1	7	14.3%	14.0%	14.7%	15.4%
% of FP17s for the same patient ID Re-attending between 3 & 9 months - Children	55	165	33.3%	57.4%	60.8%	59.7%
% of FP17s for the same patient ID Re-attending between 3 & 9 months - Adults	0	7	0.0%	51.1%	52.8%	51.7%
% of FP17s for Band 1 Urgent Courses	4	159	2.5%	8.8%	8.2%	9.2%
% of FP17s Relating to Free Repair or Replacements	0	159	0.0%	0.7%	0.7%	0.7%
% of FP17s Relating to Continuations	0	159	0.0%	0.7%	0.8%	0.8%
% of Patients satisfied with the dentistry they have received	0	0	N/A	94.3%	93.2%	93.5%
% of Patients satisfied with the time they had to wait for an appointment	0	0	N/A	88.6%	88.5%	87.4%

* This is based on patients treated on this contract for their most recent course of treatment. Figures in italics indicate the base number of FP17s or Patient Questionnaire responses are less than 100. N/A is shown where the base number of responses is less than 10 during the period. % is calculated as Quantity/Base number*100

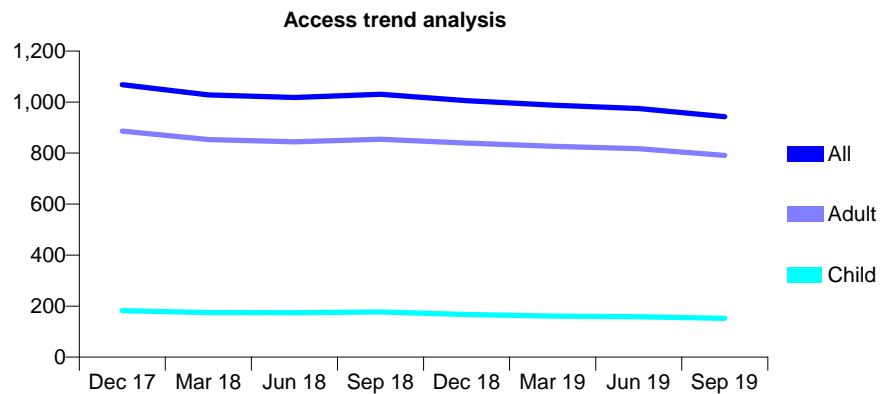
Q57 - Vital Signs At a Glance Contract Report for 812587/0001 - September 2019

Name or company name	MR JB PEEK
Contract type name	GDS Contract
Purpose of contract	General
Contract start date	01/04/2006
Contract end date	

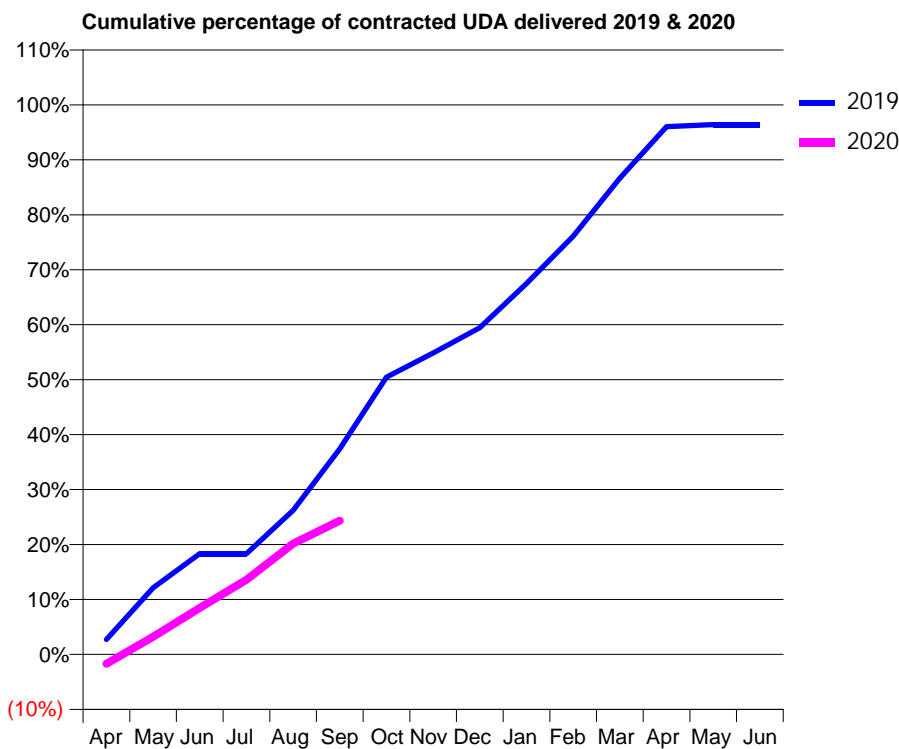
19/20 Contracted general activity (UDA)	5,014
Carry forward general activity (UDA)	180
19/20 Contracted orthodontic activity (UOA)	0
Carry forward orthodontic activity (UOA)	0
Baseline contract value	£136,297.17

ACCESS*

Patients seen in 24 months	Total	Change since previous quarter
Quarter ending September 2018	1,031	
Quarter ending December 2018	1,006	↓
Quarter ending March 2019	988	↓
Quarter ending June 2019	975	↓
Quarter ending September 2019	943	↓
Variance since September 2018	(8.5%)	↓



ACTIVITY



Month	2019	2020
April	137	-86
May	609	161
June	919	425
July	919	681
August	1,315	1,011
September	1,876	1,220
October	2,531	
November	2,751	
December	2,980	
January	3,385	
February	3,816	
March	4,344	
April	4,816	
May	4,834	
June	4,834	

QUALITY

	Quantity	Base Number	Contract	AT	Region	England
% of FP17s for the same patient ID Re-attending within 3 months - Children	21	117	17.9%	9.4%	11.3%	11.5%
% of FP17s for the same patient ID Re-attending within 3 months - Adults	117	526	22.2%	14.0%	14.7%	15.4%
% of FP17s for the same patient ID Re-attending between 3 & 9 months - Children	64	117	54.7%	57.4%	60.8%	59.7%
% of FP17s for the same patient ID Re-attending between 3 & 9 months - Adults	274	526	52.1%	51.1%	52.8%	51.7%
% of FP17s for Band 1 Urgent Courses	49	538	9.1%	8.8%	8.2%	9.2%
% of FP17s Relating to Free Repair or Replacements	2	538	0.4%	0.7%	0.7%	0.7%
% of FP17s Relating to Continuations	8	538	1.5%	0.7%	0.8%	0.8%
% of Patients satisfied with the dentistry they have received	0	0	N/A	94.3%	93.2%	93.5%
% of Patients satisfied with the time they had to wait for an appointment	0	0	N/A	88.6%	88.5%	87.4%

* This is based on patients treated on this contract for their most recent course of treatment. Figures in italics indicate the base number of FP17s or Patient Questionnaire responses are less than 100. N/A is shown where the base number of responses is less than 10 during the period. % is calculated as Quantity/Base number*100

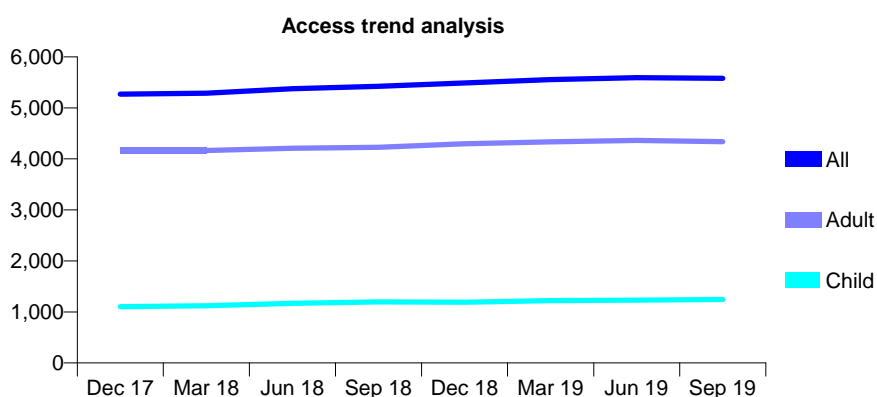
Q57 - Vital Signs At a Glance Contract Report for 822752/0001 - September 2019

Name or company name	MR JJ PATEL
Contract type name	GDS Contract
Purpose of contract	General
Contract start date	01/04/2006
Contract end date	

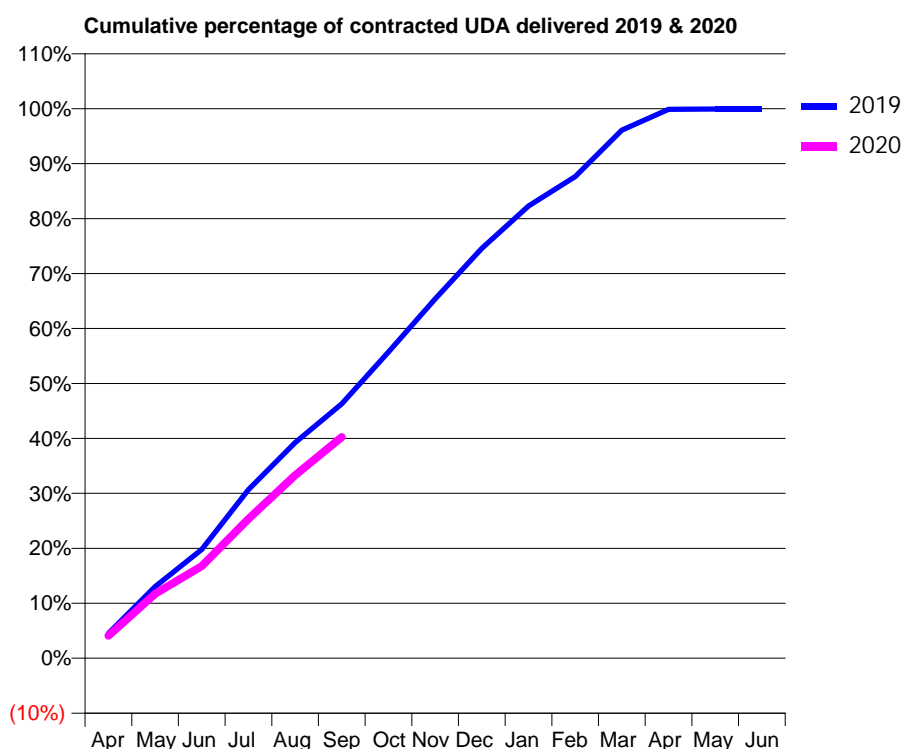
19/20 Contracted general activity (UDA)	17,113
Carry forward general activity (UDA)	8
19/20 Contracted orthodontic activity (UOA)	0
Carry forward orthodontic activity (UOA)	0
Baseline contract value	£452,443.98

ACCESS*

Patients seen in 24 months	Total	Change since previous quarter
Quarter ending September 2018	5,423	
Quarter ending December 2018	5,488	→
Quarter ending March 2019	5,555	→
Quarter ending June 2019	5,592	→
Quarter ending September 2019	5,581	→
Variance since September 2018	2.9%	↑



ACTIVITY



Month	2019	2020
April	773	701
May	2,232	2,008
June	3,387	2,868
July	5,253	4,337
August	6,715	5,698
September	7,923	6,886
October	9,536	
November	11,189	
December	12,758	
January	14,080	
February	14,997	
March	16,443	
April	17,090	
May	17,105	
June	17,105	

QUALITY

	Quantity	Base Number	Contract	AT	Region	England
% of FP17s for the same patient ID Re-attending within 3 months - Children	68	1,080	6.3%	9.4%	11.3%	11.5%
% of FP17s for the same patient ID Re-attending within 3 months - Adults	405	3,471	11.7%	14.0%	14.7%	15.4%
% of FP17s for the same patient ID Re-attending between 3 & 9 months - Children	740	1,080	68.5%	57.4%	60.8%	59.7%
% of FP17s for the same patient ID Re-attending between 3 & 9 months - Adults	2,346	3,471	67.6%	51.1%	52.8%	51.7%
% of FP17s for Band 1 Urgent Courses	352	4,218	8.3%	8.8%	8.2%	9.2%
% of FP17s Relating to Free Repair or Replacements	35	4,218	0.8%	0.7%	0.7%	0.7%
% of FP17s Relating to Continuations	12	4,218	0.3%	0.7%	0.8%	0.8%
% of Patients satisfied with the dentistry they have received	2	2	N/A	94.3%	93.2%	93.5%
% of Patients satisfied with the time they had to wait for an appointment	2	2	N/A	88.6%	88.5%	87.4%

* This is based on patients treated on this contract for their most recent course of treatment.

Figures in italics indicate the base number of FP17s or Patient Questionnaire responses are less than 100. N/A is shown where the base number of responses is less than 10 during the period. % is calculated as Quantity/Base number*100

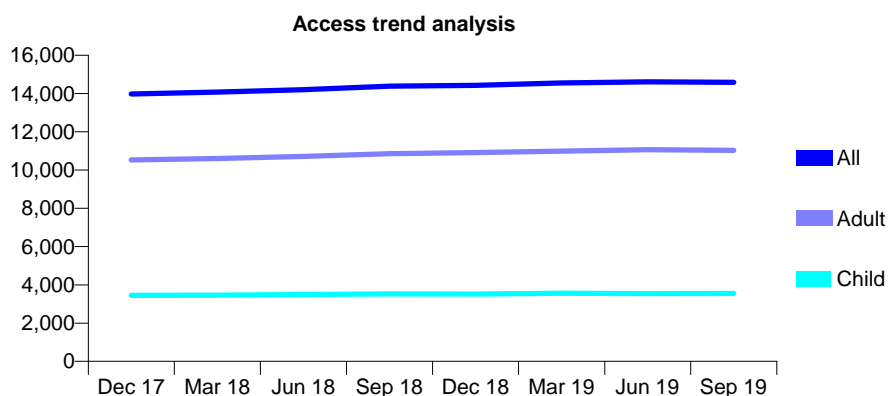
Q57 - Vital Signs At a Glance Contract Report for 825948/0007 - September 2019

Name or company name	MR JK KOTECHA
Contract type name	GDS Contract
Purpose of contract	General
Contract start date	01/02/2010
Contract end date	

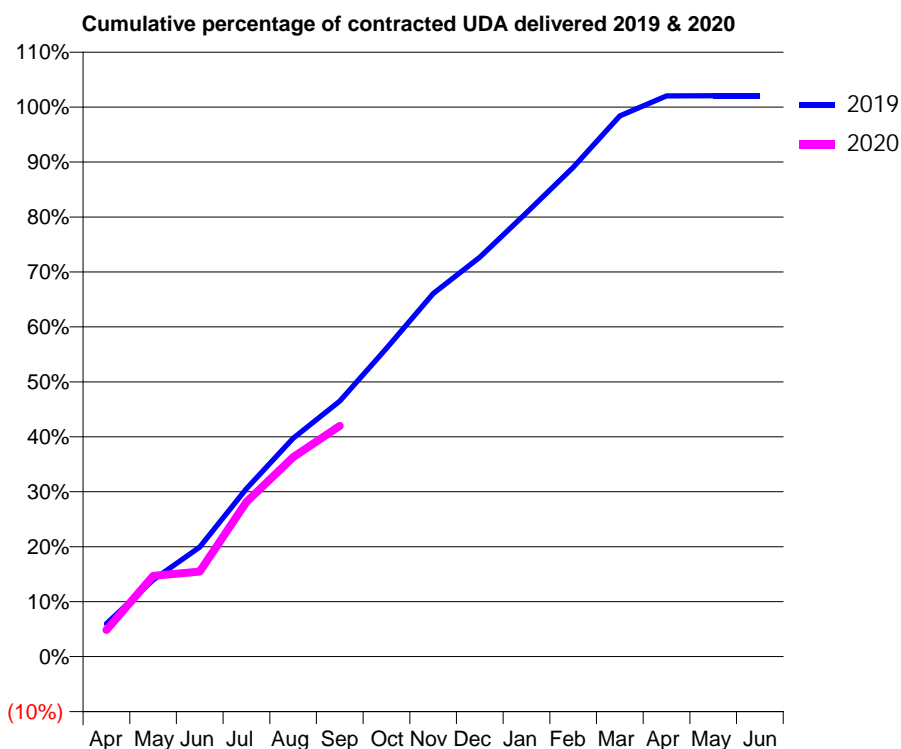
19/20 Contracted general activity (UDA)	41,204
Carry forward general activity (UDA)	-824
19/20 Contracted orthodontic activity (UOA)	0
Carry forward orthodontic activity (UOA)	0
Baseline contract value	£1,154,779.27

ACCESS*

Patients seen in 24 months	Total	Change since previous quarter
Quarter ending September 2018	14,385	
Quarter ending December 2018	14,431	→
Quarter ending March 2019	14,555	→
Quarter ending June 2019	14,607	→
Quarter ending September 2019	14,589	→
Variance since September 2018	1.4%	→



ACTIVITY



Month	Adjusted Scheduled Activity (UDA)	
	2019	2020
April	2,466	2,006
May	5,755	6,049
June	8,216	6,381
July	12,597	11,598
August	16,373	14,955
September	19,163	17,297
October	23,108	
November	27,224	
December	29,945	
January	33,279	
February	36,693	
March	40,543	
April	42,036	
May	42,050	
June	42,051	

QUALITY

	Quantity	Base Number	Contract	AT	Region	England
% of FP17s for the same patient ID Re-attending within 3 months - Children	137	2,389	5.7%	9.4%	11.3%	11.5%
% of FP17s for the same patient ID Re-attending within 3 months - Adults	523	6,166	8.5%	14.0%	14.7%	15.4%
% of FP17s for the same patient ID Re-attending between 3 & 9 months - Children	1,481	2,389	62.0%	57.4%	60.8%	59.7%
% of FP17s for the same patient ID Re-attending between 3 & 9 months - Adults	3,259	6,166	52.9%	51.1%	52.8%	51.7%
% of FP17s for Band 1 Urgent Courses	460	7,931	5.8%	8.8%	8.2%	9.2%
% of FP17s Relating to Free Repair or Replacements	69	7,931	0.9%	0.7%	0.7%	0.7%
% of FP17s Relating to Continuations	35	7,931	0.4%	0.7%	0.8%	0.8%
% of Patients satisfied with the dentistry they have received	6	6	N/A	94.3%	93.2%	93.5%
% of Patients satisfied with the time they had to wait for an appointment	5	6	N/A	88.6%	88.5%	87.4%

* This is based on patients treated on this contract for their most recent course of treatment. Figures in italics indicate the base number of FP17s or Patient Questionnaire responses are less than 100. N/A is shown where the base number of responses is less than 10 during the period. % is calculated as Quantity/Base number*100

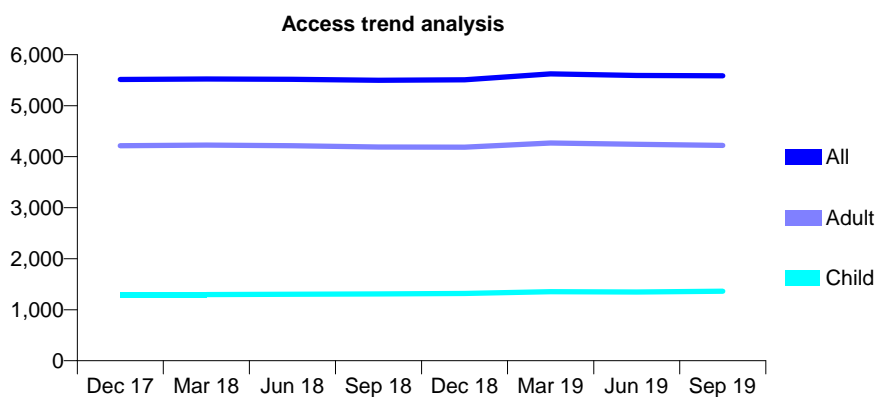
Q57 - Vital Signs At a Glance Contract Report for 825948/0011 - September 2019

Name or company name	MR JK KOTECHA
Contract type name	GDS Contract
Purpose of contract	General
Contract start date	01/07/2013
Contract end date	

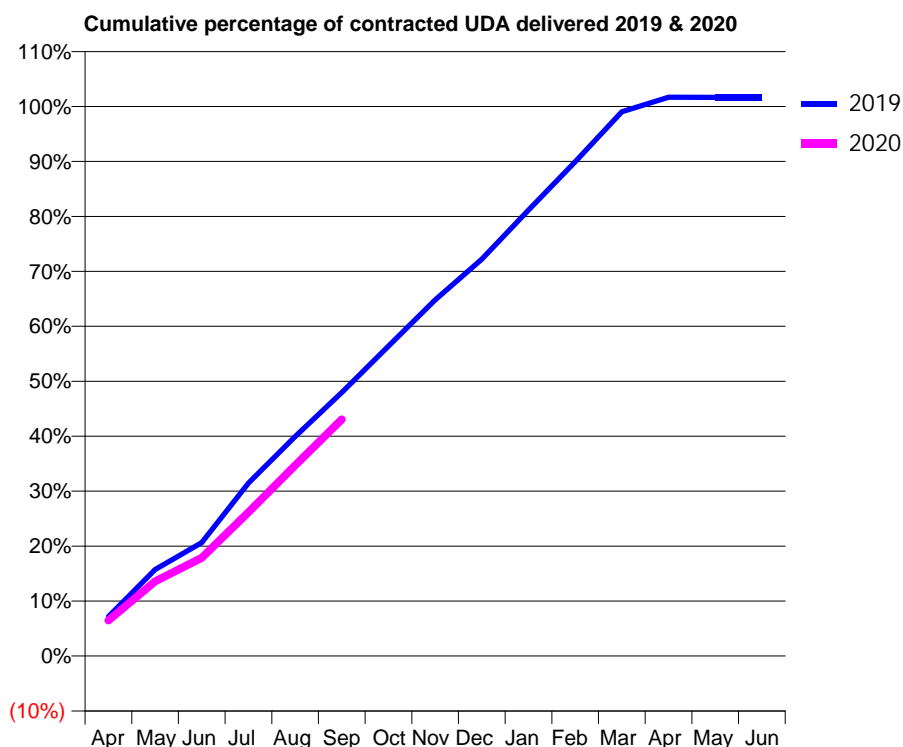
19/20 Contracted general activity (UDA)	15,282
Carry forward general activity (UDA)	-243
19/20 Contracted orthodontic activity (UOA)	0
Carry forward orthodontic activity (UOA)	0
Baseline contract value	£441,035.97

ACCESS*

Patients seen in 24 months	Total	Change since previous quarter
Quarter ending September 2018	5,498	
Quarter ending December 2018	5,508	→
Quarter ending March 2019	5,621	↑
Quarter ending June 2019	5,592	→
Quarter ending September 2019	5,585	→
Variance since September 2018	1.6%	→



ACTIVITY



Month	Adjusted Scheduled Activity (UDA)	
	2019	2020
April	1,071	994
May	2,340	2,080
June	3,070	2,733
July	4,681	4,000
August	5,947	5,306
September	7,133	6,582
October	8,396	
November	9,644	
December	10,745	
January	12,075	
February	13,387	
March	14,738	
April	15,130	
May	15,125	
June	15,125	

QUALITY

	Quantity	Base Number	Contract	AT	Region	England
% of FP17s for the same patient ID Re-attending within 3 months - Children	41	976	4.2%	9.4%	11.3%	11.5%
% of FP17s for the same patient ID Re-attending within 3 months - Adults	231	2,789	8.3%	14.0%	14.7%	15.4%
% of FP17s for the same patient ID Re-attending between 3 & 9 months - Children	655	976	67.1%	57.4%	60.8%	59.7%
% of FP17s for the same patient ID Re-attending between 3 & 9 months - Adults	1,959	2,789	70.2%	51.1%	52.8%	51.7%
% of FP17s for Band 1 Urgent Courses	220	3,594	6.1%	8.8%	8.2%	9.2%
% of FP17s Relating to Free Repair or Replacements	24	3,594	0.7%	0.7%	0.7%	0.7%
% of FP17s Relating to Continuations	15	3,594	0.4%	0.7%	0.8%	0.8%
% of Patients satisfied with the dentistry they have received	1	1	N/A	94.3%	93.2%	93.5%
% of Patients satisfied with the time they had to wait for an appointment	1	1	N/A	88.6%	88.5%	87.4%

* This is based on patients treated on this contract for their most recent course of treatment. Figures in italics indicate the base number of FP17s or Patient Questionnaire responses are less than 100. N/A is shown where the base number of responses is less than 10 during the period. % is calculated as Quantity/Base number*100

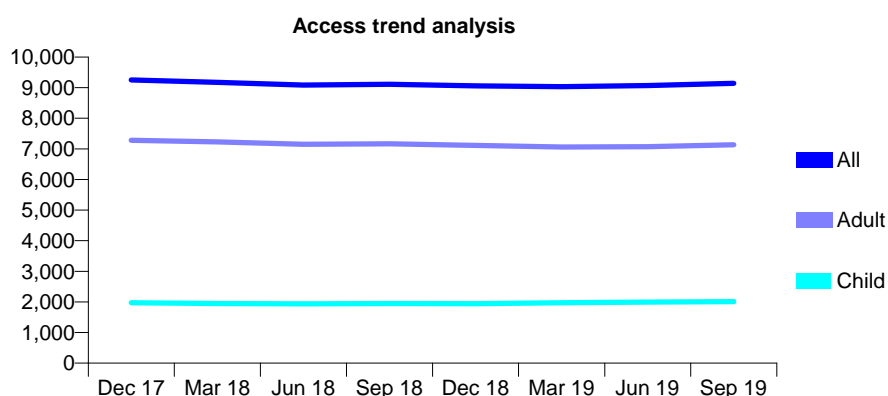
Q57 - Vital Signs At a Glance Contract Report for 825948/0012 - September 2019

Name or company name	MR JK KOTECHA
Contract type name	GDS Contract
Purpose of contract	General
Contract start date	01/08/2015
Contract end date	

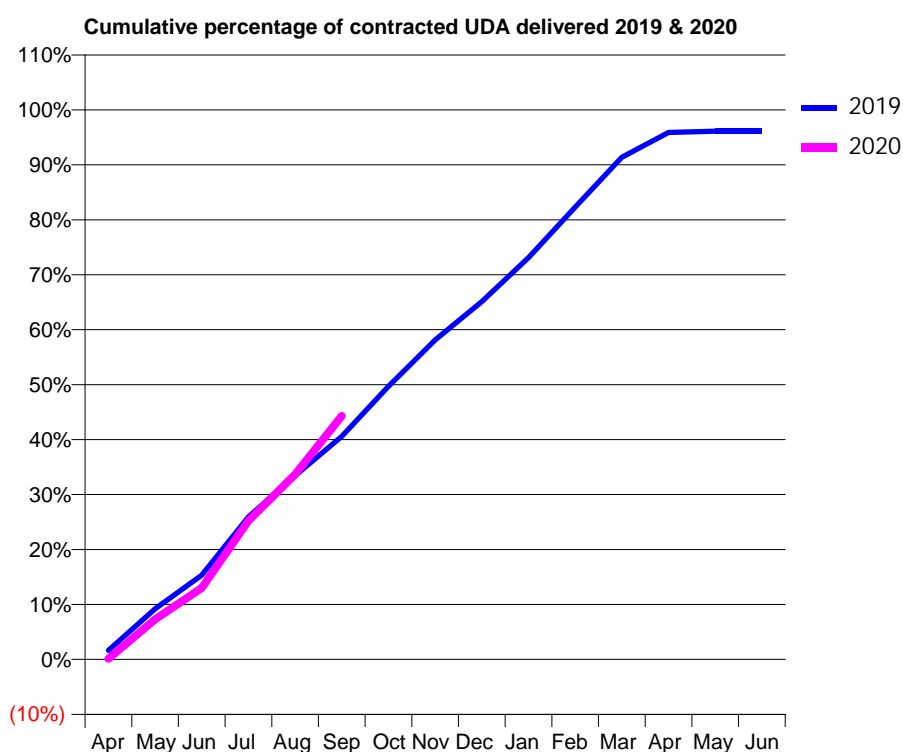
19/20 Contracted general activity (UDA)	24,905
Carry forward general activity (UDA)	970
19/20 Contracted orthodontic activity (UOA)	0
Carry forward orthodontic activity (UOA)	0
Baseline contract value	£843,406.20

ACCESS*

Patients seen in 24 months	Total	Change since previous quarter
Quarter ending September 2018	9,114	
Quarter ending December 2018	9,057	→
Quarter ending March 2019	9,034	→
Quarter ending June 2019	9,068	→
Quarter ending September 2019	9,145	→
Variance since September 2018	0.3%	→



ACTIVITY



Month	2019	2020
April	406	31
May	2,297	1,817
June	3,823	3,239
July	6,461	6,288
August	8,334	8,394
September	10,108	11,033
October	12,372	
November	14,481	
December	16,213	
January	18,207	
February	20,497	
March	22,755	
April	23,880	
May	23,936	
June	23,935	

QUALITY

	Quantity	Base Number	Contract	AT	Region	England
% of FP17s for the same patient ID Re-attending within 3 months - Children	70	1,551	4.5%	9.4%	11.3%	11.5%
% of FP17s for the same patient ID Re-attending within 3 months - Adults	589	5,146	11.4%	14.0%	14.7%	15.4%
% of FP17s for the same patient ID Re-attending between 3 & 9 months - Children	1,006	1,551	64.9%	57.4%	60.8%	59.7%
% of FP17s for the same patient ID Re-attending between 3 & 9 months - Adults	3,068	5,146	59.6%	51.1%	52.8%	51.7%
% of FP17s for Band 1 Urgent Courses	492	6,201	7.9%	8.8%	8.2%	9.2%
% of FP17s Relating to Free Repair or Replacements	59	6,201	1.0%	0.7%	0.7%	0.7%
% of FP17s Relating to Continuations	36	6,201	0.6%	0.7%	0.8%	0.8%
% of Patients satisfied with the dentistry they have received	3	3	N/A	94.3%	93.2%	93.5%
% of Patients satisfied with the time they had to wait for an appointment	3	3	N/A	88.6%	88.5%	87.4%

* This is based on patients treated on this contract for their most recent course of treatment. Figures in italics indicate the base number of FP17s or Patient Questionnaire responses are less than 100. N/A is shown where the base number of responses is less than 10 during the period. % is calculated as Quantity/Base number*100

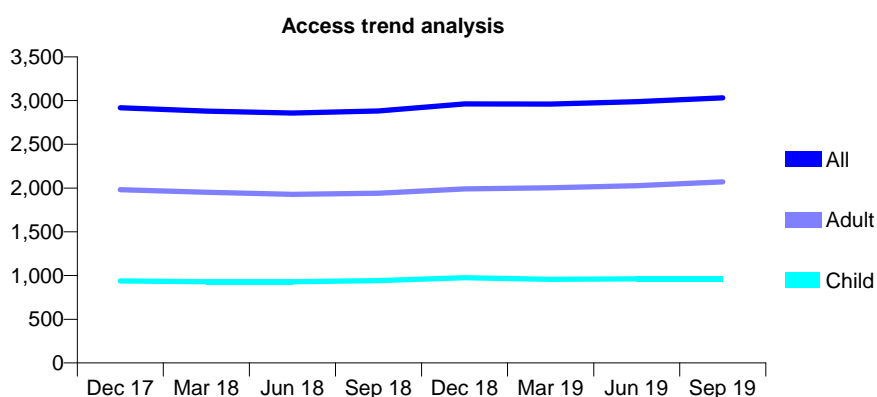
Q57 - Vital Signs At a Glance Contract Report for 843482/0001 - September 2019

Name or company name	Country Park Dental Practice Ltd
Contract type name	GDS Contract
Purpose of contract	General
Contract start date	01/04/2006
Contract end date	

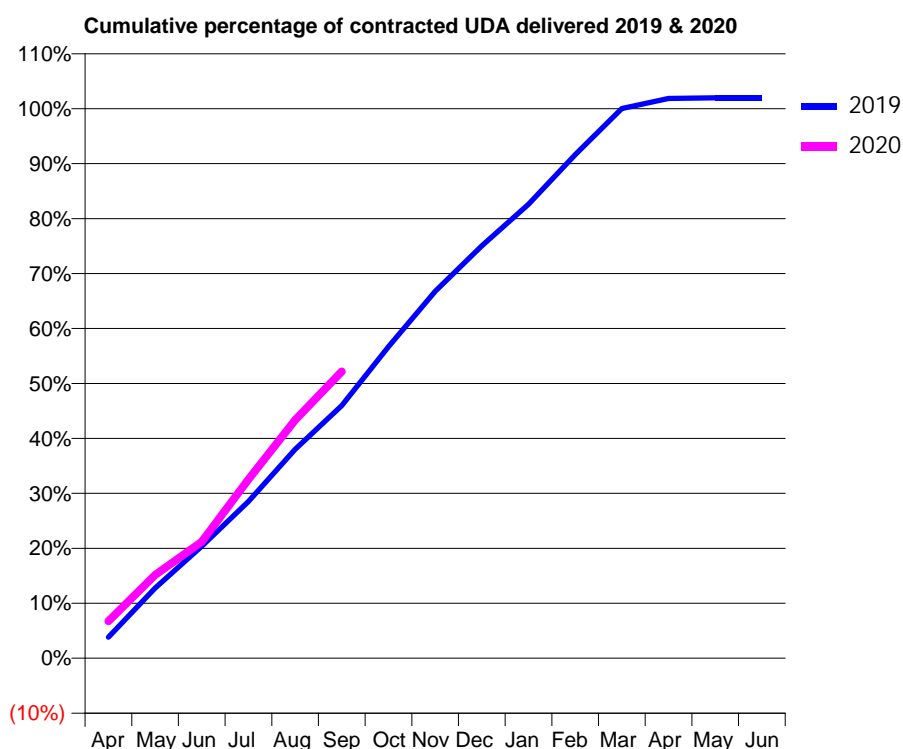
19/20 Contracted general activity (UDA)	10,302
Carry forward general activity (UDA)	-182
19/20 Contracted orthodontic activity (UOA)	0
Carry forward orthodontic activity (UOA)	0
Baseline contract value	£290,834.29

ACCESS*

Patients seen in 24 months	Total	Change since previous quarter
Quarter ending September 2018	2,882	
Quarter ending December 2018	2,963	↑
Quarter ending March 2019	2,959	→
Quarter ending June 2019	2,988	→
Quarter ending September 2019	3,031	→
Variance since September 2018	5.2%	↑



ACTIVITY



Month	2019	2020
April	351	695
May	1,170	1,562
June	1,865	2,184
July	2,613	3,355
August	3,480	4,467
September	4,210	5,376
October	5,189	
November	6,115	
December	6,871	
January	7,564	
February	8,394	
March	9,159	
April	9,328	
May	9,340	
June	9,340	

QUALITY

	Quantity	Base Number	Contract	AT	Region	England
% of FP17s for the same patient ID Re-attending within 3 months - Children	24	697	3.4%	9.4%	11.3%	11.5%
% of FP17s for the same patient ID Re-attending within 3 months - Adults	126	1,292	9.8%	14.0%	14.7%	15.4%
% of FP17s for the same patient ID Re-attending between 3 & 9 months - Children	465	697	66.7%	57.4%	60.8%	59.7%
% of FP17s for the same patient ID Re-attending between 3 & 9 months - Adults	680	1,292	52.6%	51.1%	52.8%	51.7%
% of FP17s for Band 1 Urgent Courses	68	1,878	3.6%	8.8%	8.2%	9.2%
% of FP17s Relating to Free Repair or Replacements	5	1,878	0.3%	0.7%	0.7%	0.7%
% of FP17s Relating to Continuations	3	1,878	0.2%	0.7%	0.8%	0.8%
% of Patients satisfied with the dentistry they have received	2	2	N/A	94.3%	93.2%	93.5%
% of Patients satisfied with the time they had to wait for an appointment	2	2	N/A	88.6%	88.5%	87.4%

* This is based on patients treated on this contract for their most recent course of treatment.

Figures in italics indicate the base number of FP17s or Patient Questionnaire responses are less than 100. N/A is shown where the base number of responses is less than 10 during the period. % is calculated as Quantity/Base number*100

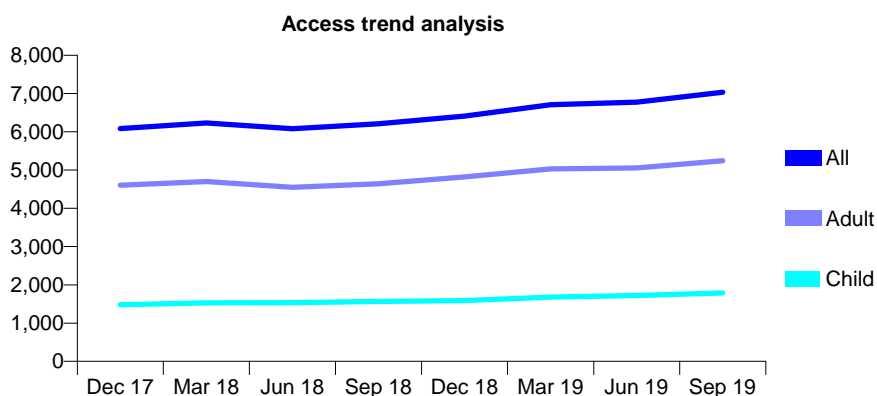
Q57 - Vital Signs At a Glance Contract Report for 843865/0001 - September 2019

Name or company name	MR S MARZBANI
Contract type name	GDS Contract
Purpose of contract	General
Contract start date	01/04/2006
Contract end date	

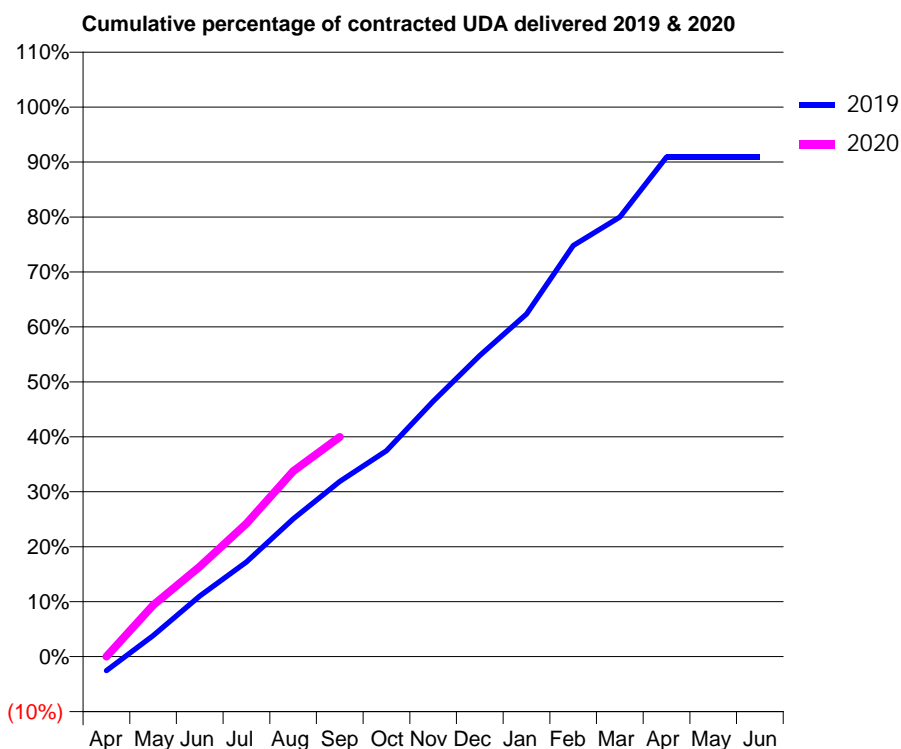
19/20 Contracted general activity (UDA)	20,715
Carry forward general activity (UDA)	0
19/20 Contracted orthodontic activity (UOA)	0
Carry forward orthodontic activity (UOA)	0
Baseline contract value	£493,778.81

ACCESS*

Patients seen in 24 months	Total	Change since previous quarter
Quarter ending September 2018	6,209	
Quarter ending December 2018	6,408	↑
Quarter ending March 2019	6,709	↑
Quarter ending June 2019	6,776	→
Quarter ending September 2019	7,034	↑
Variance since September 2018	13.3%	↑



ACTIVITY



Month	Adjusted Scheduled Activity (UDA)	
	2019	2020
April	-453	0
May	682	1,937
June	1,954	3,397
July	3,051	5,021
August	4,440	6,991
September	5,645	8,284
October	6,636	
November	8,231	
December	9,706	
January	11,040	
February	13,249	
March	14,172	
April	16,105	
May	16,105	
June	16,105	

QUALITY

	Quantity	Base Number	Contract	AT	Region	England
% of FP17s for the same patient ID Re-attending within 3 months - Children	87	1,423	6.1%	9.4%	11.3%	11.5%
% of FP17s for the same patient ID Re-attending within 3 months - Adults	420	3,551	11.8%	14.0%	14.7%	15.4%
% of FP17s for the same patient ID Re-attending between 3 & 9 months - Children	808	1,423	56.8%	57.4%	60.8%	59.7%
% of FP17s for the same patient ID Re-attending between 3 & 9 months - Adults	1,746	3,551	49.2%	51.1%	52.8%	51.7%
% of FP17s for Band 1 Urgent Courses	209	4,170	5.0%	8.8%	8.2%	9.2%
% of FP17s Relating to Free Repair or Replacements	31	4,170	0.7%	0.7%	0.7%	0.7%
% of FP17s Relating to Continuations	25	4,170	0.6%	0.7%	0.8%	0.8%
% of Patients satisfied with the dentistry they have received	1	2	N/A	94.3%	93.2%	93.5%
% of Patients satisfied with the time they had to wait for an appointment	2	2	N/A	88.6%	88.5%	87.4%

* This is based on patients treated on this contract for their most recent course of treatment. Figures in italics indicate the base number of FP17s or Patient Questionnaire responses are less than 100. N/A is shown where the base number of responses is less than 10 during the period. % is calculated as Quantity/Base number*100

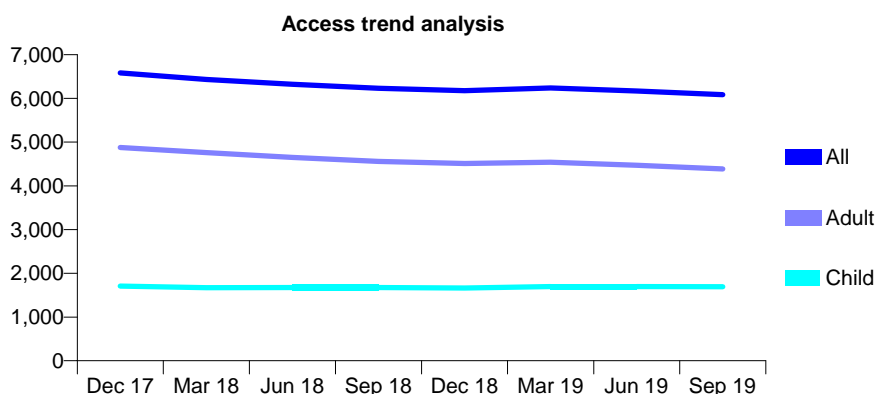
Q57 - Vital Signs At a Glance Contract Report for 855626/0002 - September 2019

Name or company name	Langdon Hills Dental Care
Contract type name	GDS Contract
Purpose of contract	General
Contract start date	13/12/2011
Contract end date	

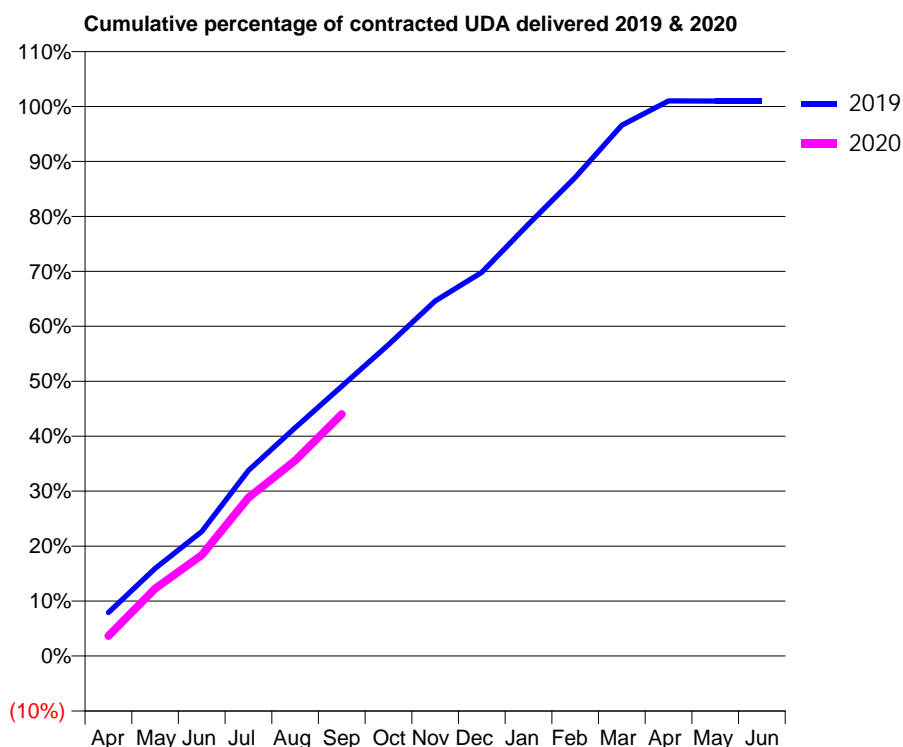
19/20 Contracted general activity (UDA)	15,588
Carry forward general activity (UDA)	-155
19/20 Contracted orthodontic activity (UOA)	0
Carry forward orthodontic activity (UOA)	0
Baseline contract value	£425,216.09

ACCESS*

Patients seen in 24 months	Total	Change since previous quarter
Quarter ending September 2018	6,232	
Quarter ending December 2018	6,175	→
Quarter ending March 2019	6,239	→
Quarter ending June 2019	6,168	↓
Quarter ending September 2019	6,083	↓
Variance since September 2018	(2.4%)	↓



ACTIVITY



Month	Adjusted Scheduled Activity (UDA)	
	2019	2020
April	1,234	568
May	2,488	1,911
June	3,532	2,861
July	5,265	4,491
August	6,475	5,548
September	7,651	6,862
October	8,830	
November	10,072	
December	10,884	
January	12,249	
February	13,573	
March	15,053	
April	15,745	
May	15,743	
June	15,743	

QUALITY

	Quantity	Base Number	Contract	AT	Region	England
% of FP17s for the same patient ID Re-attending within 3 months - Children	79	1,237	6.4%	9.4%	11.3%	11.5%
% of FP17s for the same patient ID Re-attending within 3 months - Adults	338	2,838	11.9%	14.0%	14.7%	15.4%
% of FP17s for the same patient ID Re-attending between 3 & 9 months - Children	640	1,237	51.7%	57.4%	60.8%	59.7%
% of FP17s for the same patient ID Re-attending between 3 & 9 months - Adults	1,506	2,838	53.1%	51.1%	52.8%	51.7%
% of FP17s for Band 1 Urgent Courses	274	3,724	7.4%	8.8%	8.2%	9.2%
% of FP17s Relating to Free Repair or Replacements	31	3,724	0.8%	0.7%	0.7%	0.7%
% of FP17s Relating to Continuations	43	3,724	1.2%	0.7%	0.8%	0.8%
% of Patients satisfied with the dentistry they have received	4	5	N/A	94.3%	93.2%	93.5%
% of Patients satisfied with the time they had to wait for an appointment	3	5	N/A	88.6%	88.5%	87.4%

* This is based on patients treated on this contract for their most recent course of treatment. Figures in italics indicate the base number of FP17s or Patient Questionnaire responses are less than 100. N/A is shown where the base number of responses is less than 10 during the period. % is calculated as Quantity/Base number*100

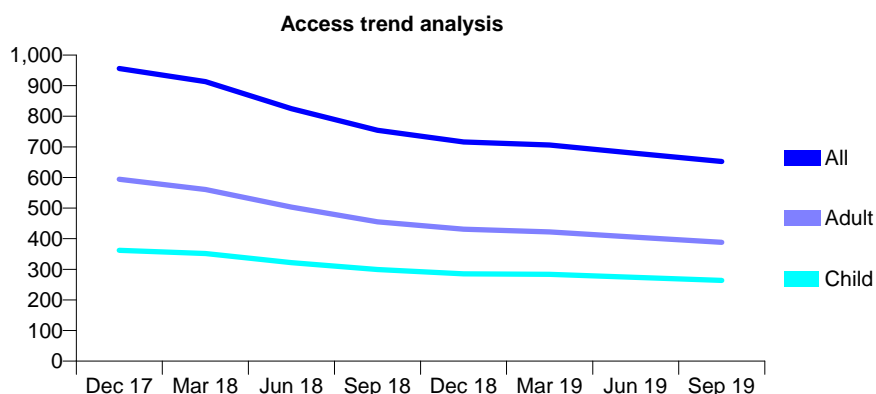
Q57 - Vital Signs At a Glance Contract Report for 861065/0001 - September 2019

Name or company name	MRS DO GAWLEY
Contract type name	GDS Contract
Purpose of contract	General
Contract start date	01/04/2006
Contract end date	

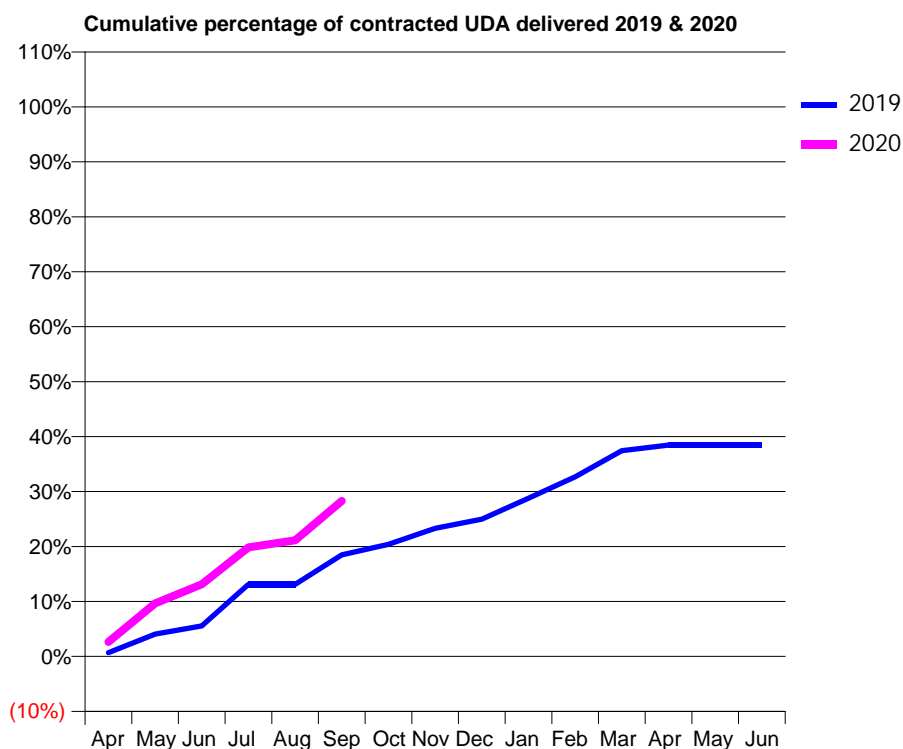
19/20 Contracted general activity (UDA)	2,851
Carry forward general activity (UDA)	0
19/20 Contracted orthodontic activity (UOA)	0
Carry forward orthodontic activity (UOA)	0
Baseline contract value	£71,246.49

ACCESS*

Patients seen in 24 months	Total	Change since previous quarter
Quarter ending September 2018	754	
Quarter ending December 2018	716	↓
Quarter ending March 2019	706	↓
Quarter ending June 2019	679	↓
Quarter ending September 2019	652	↓
Variance since September 2018	(13.5%)	↓



ACTIVITY



Month	2019	2020
April	28	75
May	164	275
June	225	374
July	531	567
August	531	602
September	748	807
October	826	
November	945	
December	1,012	
January	1,166	
February	1,325	
March	1,516	
April	1,557	
May	1,557	
June	1,557	

QUALITY

	Quantity	Base Number	Contract	AT	Region	England
% of FP17s for the same patient ID Re-attending within 3 months - Children	15	216	6.9%	9.4%	11.3%	11.5%
% of FP17s for the same patient ID Re-attending within 3 months - Adults	30	240	12.5%	14.0%	14.7%	15.4%
% of FP17s for the same patient ID Re-attending between 3 & 9 months - Children	145	216	67.1%	57.4%	60.8%	59.7%
% of FP17s for the same patient ID Re-attending between 3 & 9 months - Adults	161	240	67.1%	51.1%	52.8%	51.7%
% of FP17s for Band 1 Urgent Courses	34	429	7.9%	8.8%	8.2%	9.2%
% of FP17s Relating to Free Repair or Replacements	0	429	0.0%	0.7%	0.7%	0.7%
% of FP17s Relating to Continuations	5	429	1.2%	0.7%	0.8%	0.8%
% of Patients satisfied with the dentistry they have received	0	0	N/A	94.3%	93.2%	93.5%
% of Patients satisfied with the time they had to wait for an appointment	0	0	N/A	88.6%	88.5%	87.4%

* This is based on patients treated on this contract for their most recent course of treatment. Figures in italics indicate the base number of FP17s or Patient Questionnaire responses are less than 100. N/A is shown where the base number of responses is less than 10 during the period. % is calculated as Quantity/Base number*100

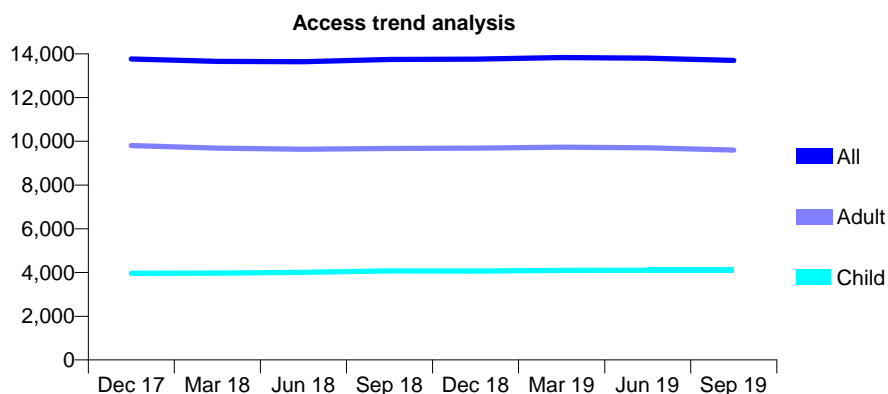
Q57 - Vital Signs At a Glance Contract Report for 866113/0001 - September 2019

Name or company name	MS N KOTTECHA
Contract type name	GDS Contract
Purpose of contract	General
Contract start date	01/05/2015
Contract end date	

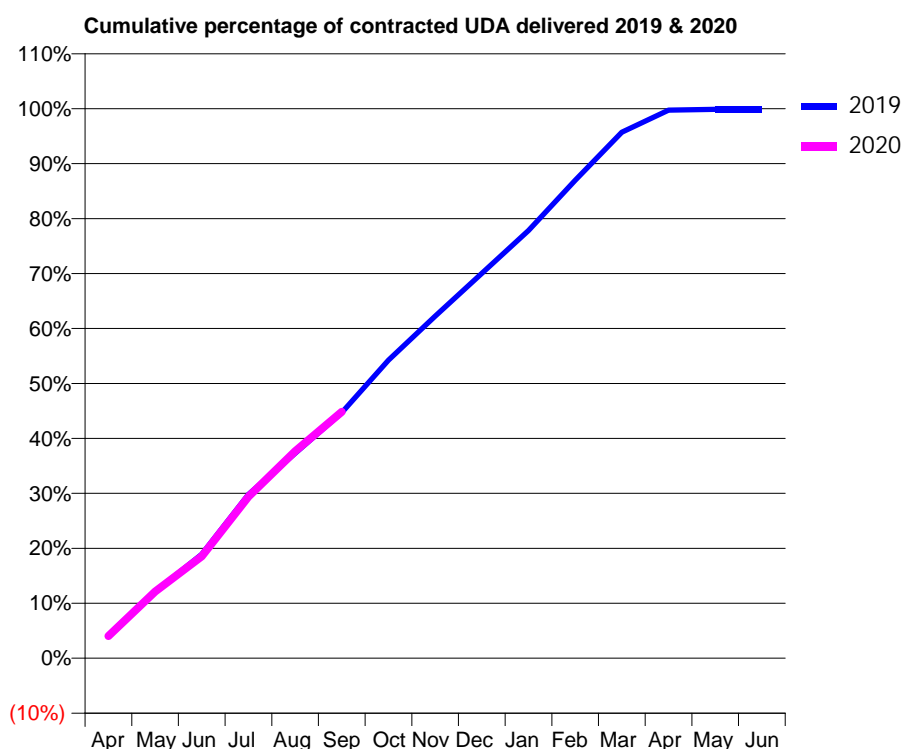
19/20 Contracted general activity (UDA)	36,497
Carry forward general activity (UDA)	50
19/20 Contracted orthodontic activity (UOA)	0
Carry forward orthodontic activity (UOA)	0
Baseline contract value	£927,500.49

ACCESS*

Patients seen in 24 months	Total	Change since previous quarter
Quarter ending September 2018	13,743	
Quarter ending December 2018	13,759	→
Quarter ending March 2019	13,831	→
Quarter ending June 2019	13,802	→
Quarter ending September 2019	13,701	→
Variance since September 2018	(0.3%)	→



ACTIVITY



Month	2019	2020
April	1,533	1,474
May	4,427	4,420
June	6,901	6,764
July	10,884	10,730
August	13,610	13,749
September	16,313	16,364
October	19,798	
November	22,722	
December	25,555	
January	28,406	
February	31,743	
March	34,930	
April	36,399	
May	36,451	
June	36,447	

QUALITY

	Quantity	Base Number	Contract	AT	Region	England
% of FP17s for the same patient ID Re-attending within 3 months - Children	154	2,923	5.3%	9.4%	11.3%	11.5%
% of FP17s for the same patient ID Re-attending within 3 months - Adults	677	6,101	11.1%	14.0%	14.7%	15.4%
% of FP17s for the same patient ID Re-attending between 3 & 9 months - Children	1,870	2,923	64.0%	57.4%	60.8%	59.7%
% of FP17s for the same patient ID Re-attending between 3 & 9 months - Adults	3,618	6,101	59.3%	51.1%	52.8%	51.7%
% of FP17s for Band 1 Urgent Courses	503	8,327	6.0%	8.8%	8.2%	9.2%
% of FP17s Relating to Free Repair or Replacements	66	8,327	0.8%	0.7%	0.7%	0.7%
% of FP17s Relating to Continuations	43	8,327	0.5%	0.7%	0.8%	0.8%
% of Patients satisfied with the dentistry they have received	3	3	N/A	94.3%	93.2%	93.5%
% of Patients satisfied with the time they had to wait for an appointment	2	3	N/A	88.6%	88.5%	87.4%

* This is based on patients treated on this contract for their most recent course of treatment.

Figures in italics indicate the base number of FP17s or Patient Questionnaire responses are less than 100. N/A is shown where the base number of responses is less than 10 during the period. % is calculated as Quantity/Base number*100

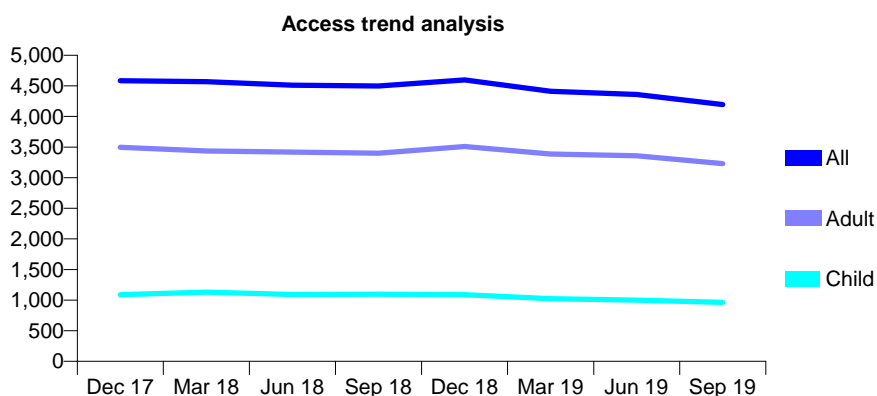
Q57 - Vital Signs At a Glance Contract Report for 890944/0001 - September 2019

Name or company name	MR AF CLOUGH
Contract type name	GDS Contract
Purpose of contract	General
Contract start date	01/04/2006
Contract end date	

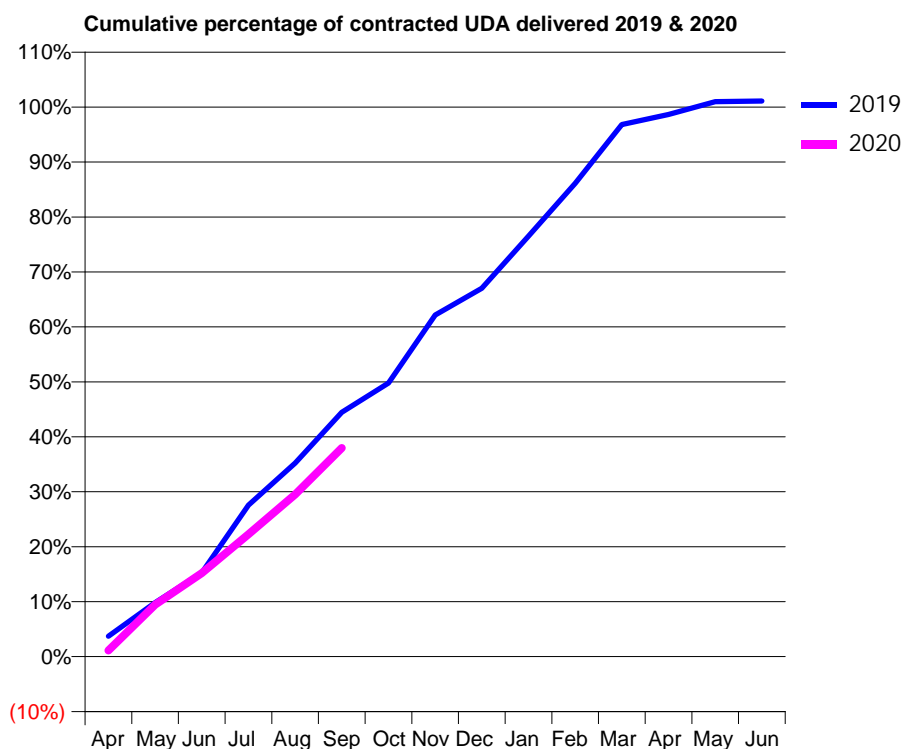
19/20 Contracted general activity (UDA)	11,980
Carry forward general activity (UDA)	-134
19/20 Contracted orthodontic activity (UOA)	0
Carry forward orthodontic activity (UOA)	0
Baseline contract value	£346,610.96

ACCESS*

Patients seen in 24 months	Total	Change since previous quarter
Quarter ending September 2018	4,498	
Quarter ending December 2018	4,597	↑
Quarter ending March 2019	4,410	↓
Quarter ending June 2019	4,359	↓
Quarter ending September 2019	4,195	↓
Variance since September 2018	(6.7%)	↓



ACTIVITY



Month	Adjusted Scheduled Activity (UDA)	
	2019	2020
April	447	134
May	1,180	1,132
June	1,828	1,820
July	3,301	2,668
August	4,219	3,538
September	5,324	4,549
October	5,964	
November	7,447	
December	8,027	
January	9,169	
February	10,319	
March	11,597	
April	11,819	
May	12,099	
June	12,114	

QUALITY

	Quantity	Base Number	Contract	AT	Region	England
% of FP17s for the same patient ID Re-attending within 3 months - Children	21	639	3.3%	9.4%	11.3%	11.5%
% of FP17s for the same patient ID Re-attending within 3 months - Adults	115	1,700	6.8%	14.0%	14.7%	15.4%
% of FP17s for the same patient ID Re-attending between 3 & 9 months - Children	395	639	61.8%	57.4%	60.8%	59.7%
% of FP17s for the same patient ID Re-attending between 3 & 9 months - Adults	730	1,700	42.9%	51.1%	52.8%	51.7%
% of FP17s for Band 1 Urgent Courses	184	2,216	8.3%	8.8%	8.2%	9.2%
% of FP17s Relating to Free Repair or Replacements	8	2,216	0.4%	0.7%	0.7%	0.7%
% of FP17s Relating to Continuations	5	2,216	0.2%	0.7%	0.8%	0.8%
% of Patients satisfied with the dentistry they have received	1	1	N/A	94.3%	93.2%	93.5%
% of Patients satisfied with the time they had to wait for an appointment	0	1	N/A	88.6%	88.5%	87.4%

* This is based on patients treated on this contract for their most recent course of treatment. Figures in italics indicate the base number of FP17s or Patient Questionnaire responses are less than 100. N/A is shown where the base number of responses is less than 10 during the period. % is calculated as Quantity/Base number*100

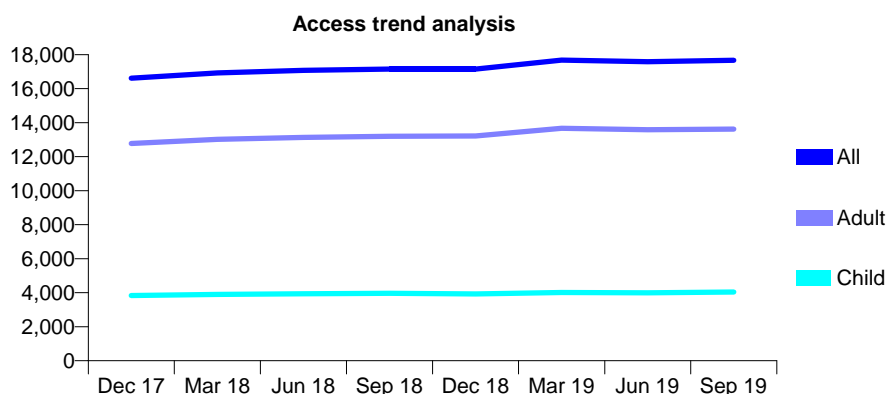
Q57 - Vital Signs At a Glance Contract Report for 890944/0002 - September 2019

Name or company name	MR AF CLOUGH
Contract type name	GDS Contract
Purpose of contract	General
Contract start date	01/04/2006
Contract end date	

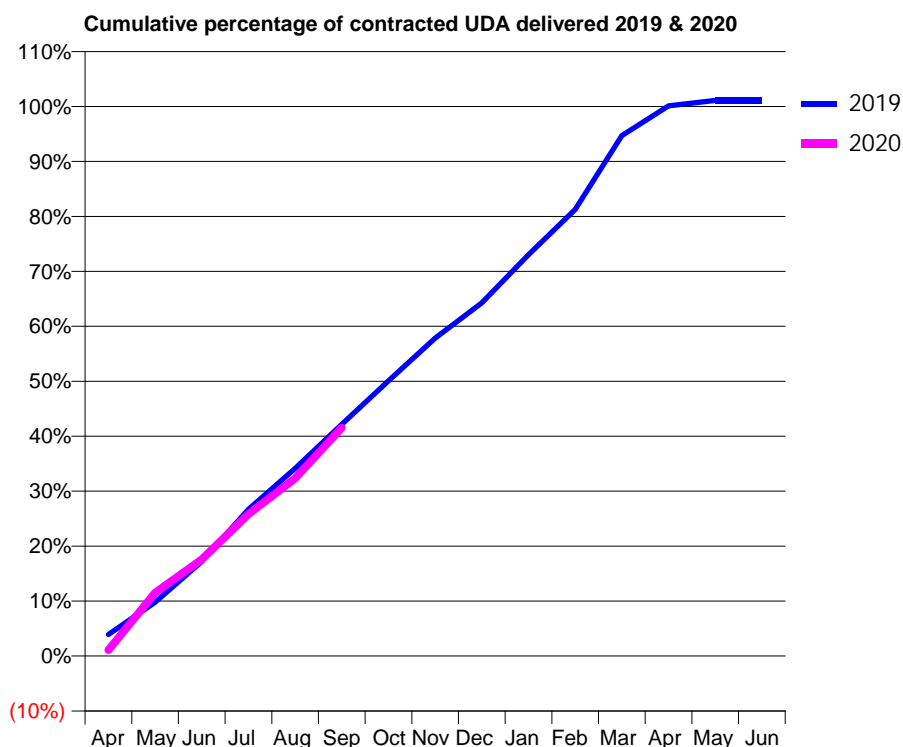
19/20 Contracted general activity (UDA)	45,858
Carry forward general activity (UDA)	-509
19/20 Contracted orthodontic activity (UOA)	0
Carry forward orthodontic activity (UOA)	0
Baseline contract value	£1,456,881.49

ACCESS*

Patients seen in 24 months	Total	Change since previous quarter
Quarter ending September 2018	17,156	
Quarter ending December 2018	17,152	→
Quarter ending March 2019	17,685	↑
Quarter ending June 2019	17,589	→
Quarter ending September 2019	17,665	→
Variance since September 2018	3.0%	↑



ACTIVITY



Month	Adjusted Scheduled Activity (UDA)	
	2019	2020
April	1,797	509
May	4,498	5,280
June	7,884	8,068
July	12,234	11,837
August	15,659	14,830
September	19,332	19,055
October	22,963	
November	26,535	
December	29,476	
January	33,493	
February	37,263	
March	43,414	
April	45,913	
May	46,369	
June	46,366	

QUALITY

	Quantity	Base Number	Contract	AT	Region	England
% of FP17s for the same patient ID Re-attending within 3 months - Children	202	2,607	7.7%	9.4%	11.3%	11.5%
% of FP17s for the same patient ID Re-attending within 3 months - Adults	1,380	7,427	18.6%	14.0%	14.7%	15.4%
% of FP17s for the same patient ID Re-attending between 3 & 9 months - Children	1,263	2,607	48.4%	57.4%	60.8%	59.7%
% of FP17s for the same patient ID Re-attending between 3 & 9 months - Adults	2,473	7,427	33.3%	51.1%	52.8%	51.7%
% of FP17s for Band 1 Urgent Courses	1,713	8,924	19.2%	8.8%	8.2%	9.2%
% of FP17s Relating to Free Repair or Replacements	82	8,924	0.9%	0.7%	0.7%	0.7%
% of FP17s Relating to Continuations	74	8,924	0.8%	0.7%	0.8%	0.8%
% of Patients satisfied with the dentistry they have received	7	7	N/A	94.3%	93.2%	93.5%
% of Patients satisfied with the time they had to wait for an appointment	6	7	N/A	88.6%	88.5%	87.4%

* This is based on patients treated on this contract for their most recent course of treatment. Figures in italics indicate the base number of FP17s or Patient Questionnaire responses are less than 100. N/A is shown where the base number of responses is less than 10 during the period. % is calculated as Quantity/Base number*100

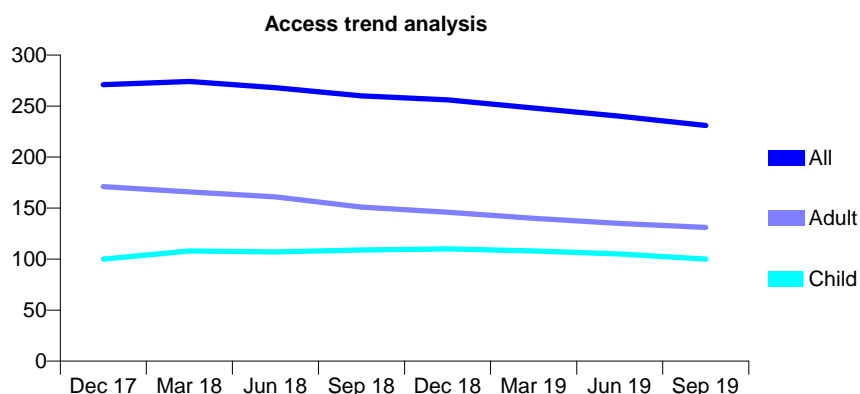
Q57 - Vital Signs At a Glance Contract Report for 907456/0001 - September 2019

Name or company name	MR NV PANDYA
Contract type name	GDS Contract
Purpose of contract	General
Contract start date	01/04/2006
Contract end date	

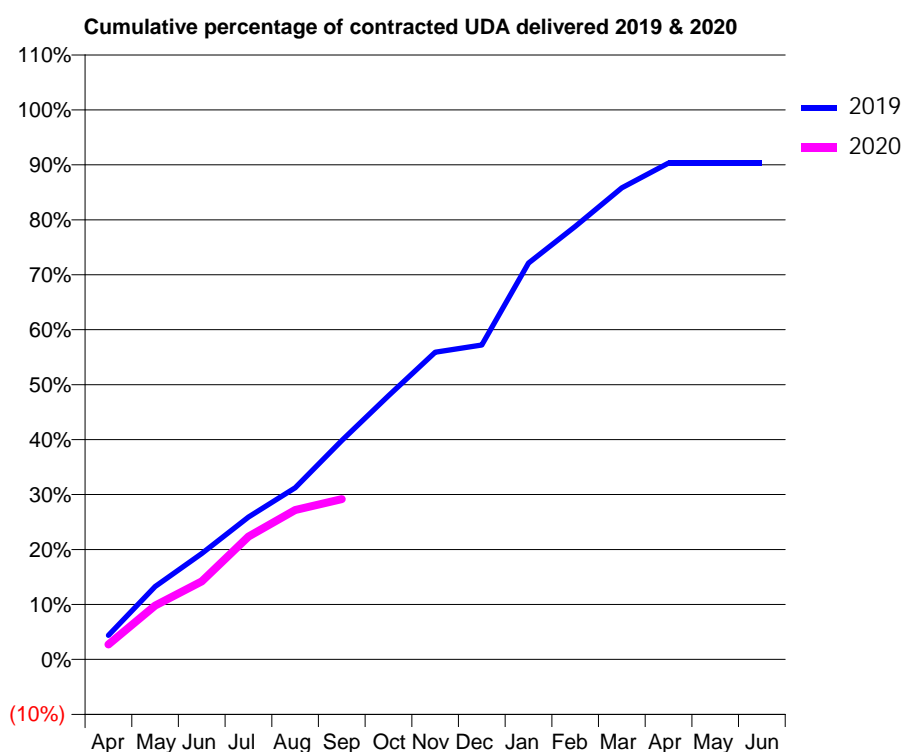
19/20 Contracted general activity (UDA)	621
Carry forward general activity (UDA)	0
19/20 Contracted orthodontic activity (UOA)	0
Carry forward orthodontic activity (UOA)	0
Baseline contract value	£16,876.49

ACCESS*

Patients seen in 24 months	Total	Change since previous quarter
Quarter ending September 2018	260	
Quarter ending December 2018	256	↓
Quarter ending March 2019	248	↓
Quarter ending June 2019	240	↓
Quarter ending September 2019	231	↓
Variance since September 2018	(11.2%)	↓



ACTIVITY



Month	Adjusted Scheduled Activity (UDA)	
	2019	2020
April	27	17
May	82	61
June	120	88
July	161	139
August	194	169
September	247	181
October	298	
November	347	
December	355	
January	448	
February	489	
March	533	
April	561	
May	561	
June	561	

QUALITY

	Quantity	Base Number	Contract	AT	Region	England
% of FP17s for the same patient ID Re-attending within 3 months - Children	2	66	3.0%	9.4%	11.3%	11.5%
% of FP17s for the same patient ID Re-attending within 3 months - Adults	15	92	16.3%	14.0%	14.7%	15.4%
% of FP17s for the same patient ID Re-attending between 3 & 9 months - Children	37	66	56.1%	57.4%	60.8%	59.7%
% of FP17s for the same patient ID Re-attending between 3 & 9 months - Adults	55	92	59.8%	51.1%	52.8%	51.7%
% of FP17s for Band 1 Urgent Courses	10	143	7.0%	8.8%	8.2%	9.2%
% of FP17s Relating to Free Repair or Replacements	1	143	0.7%	0.7%	0.7%	0.7%
% of FP17s Relating to Continuations	2	143	1.4%	0.7%	0.8%	0.8%
% of Patients satisfied with the dentistry they have received	0	0	N/A	94.3%	93.2%	93.5%
% of Patients satisfied with the time they had to wait for an appointment	0	0	N/A	88.6%	88.5%	87.4%

* This is based on patients treated on this contract for their most recent course of treatment. Figures in italics indicate the base number of FP17s or Patient Questionnaire responses are less than 100. N/A is shown where the base number of responses is less than 10 during the period. % is calculated as Quantity/Base number*100

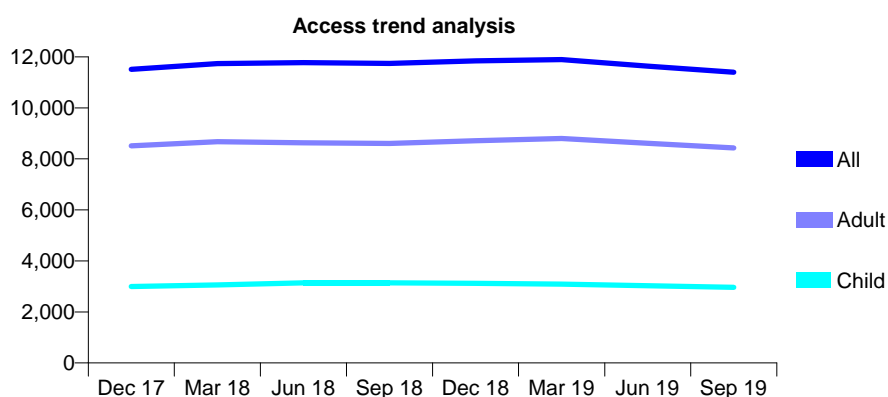
Q57 - Vital Signs At a Glance Contract Report for 911739/0001 - September 2019

Name or company name	The Walden Dental Clinic
Contract type name	GDS Contract
Purpose of contract	General
Contract start date	01/04/2006
Contract end date	

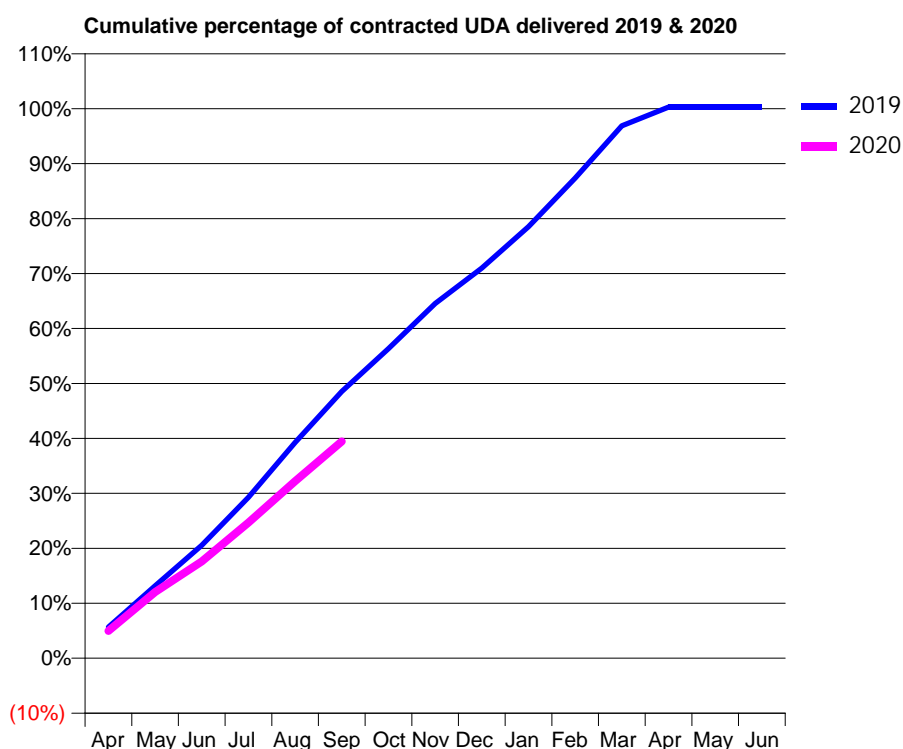
19/20 Contracted general activity (UDA)	28,622
Carry forward general activity (UDA)	-83
19/20 Contracted orthodontic activity (UOA)	0
Carry forward orthodontic activity (UOA)	0
Baseline contract value	£731,066.51

ACCESS*

Patients seen in 24 months	Total	Change since previous quarter
Quarter ending September 2018	11,742	
Quarter ending December 2018	11,840	→
Quarter ending March 2019	11,894	→
Quarter ending June 2019	11,638	↓
Quarter ending September 2019	11,395	↓
Variance since September 2018	(3.0%)	↓



ACTIVITY



Month	2019	2020
April	1,623	1,419
May	3,778	3,447
June	5,881	5,039
July	8,382	7,064
August	11,241	9,221
September	13,890	11,287
October	16,123	
November	18,473	
December	20,317	
January	22,471	
February	25,010	
March	27,724	
April	28,704	
May	28,705	
June	28,705	

QUALITY

	Quantity	Base Number	Contract	AT	Region	England
% of FP17s for the same patient ID Re-attending within 3 months - Children	147	2,147	6.8%	9.4%	11.3%	11.5%
% of FP17s for the same patient ID Re-attending within 3 months - Adults	685	4,739	14.5%	14.0%	14.7%	15.4%
% of FP17s for the same patient ID Re-attending between 3 & 9 months - Children	1,438	2,147	67.0%	57.4%	60.8%	59.7%
% of FP17s for the same patient ID Re-attending between 3 & 9 months - Adults	2,374	4,739	50.1%	51.1%	52.8%	51.7%
% of FP17s for Band 1 Urgent Courses	531	5,976	8.9%	8.8%	8.2%	9.2%
% of FP17s Relating to Free Repair or Replacements	30	5,976	0.5%	0.7%	0.7%	0.7%
% of FP17s Relating to Continuations	14	5,976	0.2%	0.7%	0.8%	0.8%
% of Patients satisfied with the dentistry they have received	6	6	N/A	94.3%	93.2%	93.5%
% of Patients satisfied with the time they had to wait for an appointment	5	6	N/A	88.6%	88.5%	87.4%

* This is based on patients treated on this contract for their most recent course of treatment.

Figures in italics indicate the base number of FP17s or Patient Questionnaire responses are less than 100. N/A is shown where the base number of responses is less than 10 during the period. % is calculated as Quantity/Base number*100

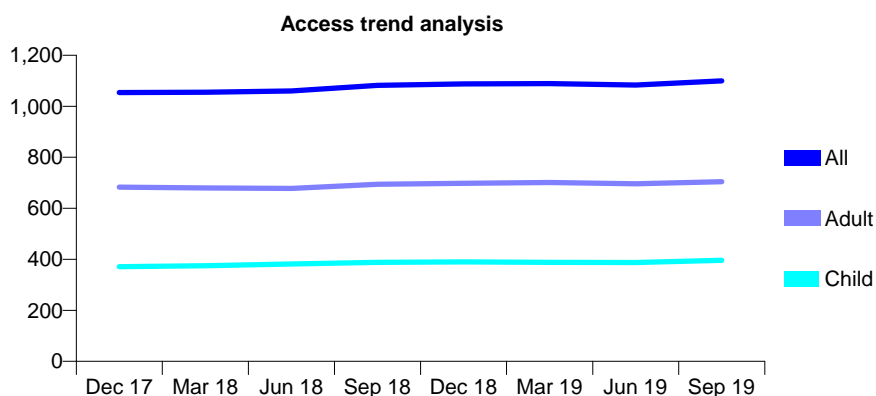
Q57 - Vital Signs At a Glance Contract Report for 913111/0002 - September 2019

Name or company name	MR J SINGH
Contract type name	GDS Contract
Purpose of contract	General
Contract start date	01/04/2009
Contract end date	

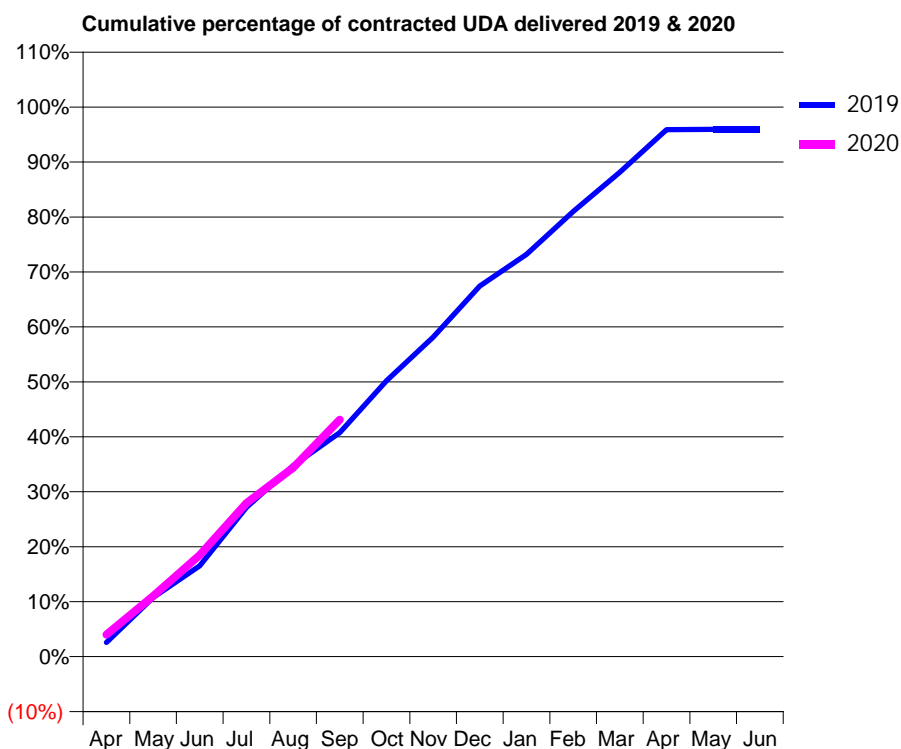
19/20 Contracted general activity (UDA)	2,500
Carry forward general activity (UDA)	0
19/20 Contracted orthodontic activity (UOA)	0
Carry forward orthodontic activity (UOA)	0
Baseline contract value	£62,053.84

ACCESS*

Patients seen in 24 months	Total	Change since previous quarter
Quarter ending September 2018	1,082	
Quarter ending December 2018	1,088	→
Quarter ending March 2019	1,089	→
Quarter ending June 2019	1,083	→
Quarter ending September 2019	1,100	→
Variance since September 2018	1.7%	→



ACTIVITY



Month	Adjusted Scheduled Activity (UDA)	
	2019	2020
April	64	100
May	269	276
June	413	462
July	679	699
August	869	860
September	1,019	1,078
October	1,255	
November	1,454	
December	1,685	
January	1,830	
February	2,025	
March	2,204	
April	2,397	
May	2,398	
June	2,398	

QUALITY

	Quantity	Base Number	Contract	AT	Region	England
% of FP17s for the same patient ID Re-attending within 3 months - Children	12	282	4.3%	9.4%	11.3%	11.5%
% of FP17s for the same patient ID Re-attending within 3 months - Adults	44	454	9.7%	14.0%	14.7%	15.4%
% of FP17s for the same patient ID Re-attending between 3 & 9 months - Children	163	282	57.8%	57.4%	60.8%	59.7%
% of FP17s for the same patient ID Re-attending between 3 & 9 months - Adults	252	454	55.5%	51.1%	52.8%	51.7%
% of FP17s for Band 1 Urgent Courses	24	663	3.6%	8.8%	8.2%	9.2%
% of FP17s Relating to Free Repair or Replacements	3	663	0.5%	0.7%	0.7%	0.7%
% of FP17s Relating to Continuations	8	663	1.2%	0.7%	0.8%	0.8%
% of Patients satisfied with the dentistry they have received	0	0	N/A	94.3%	93.2%	93.5%
% of Patients satisfied with the time they had to wait for an appointment	0	0	N/A	88.6%	88.5%	87.4%

* This is based on patients treated on this contract for their most recent course of treatment. Figures in italics indicate the base number of FP17s or Patient Questionnaire responses are less than 100. N/A is shown where the base number of responses is less than 10 during the period. % is calculated as Quantity/Base number*100

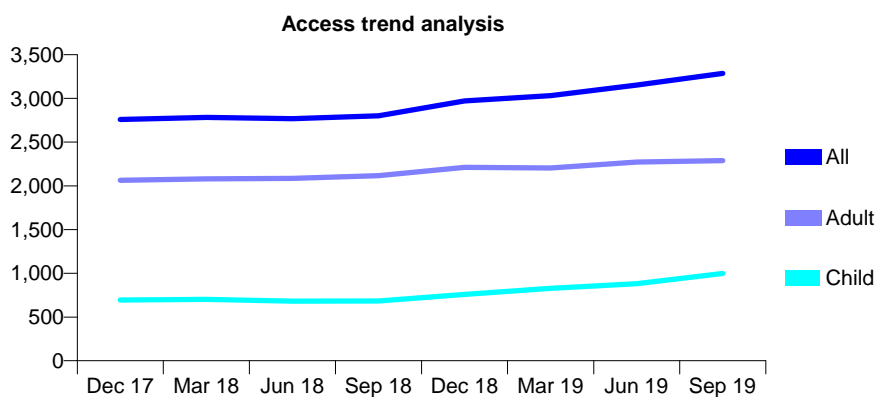
Q57 - Vital Signs At a Glance Contract Report for 913324/0001 - September 2019

Name or company name	Dr C Bentley & Dr S Sedani
Contract type name	GDS Contract
Purpose of contract	General
Contract start date	01/04/2006
Contract end date	

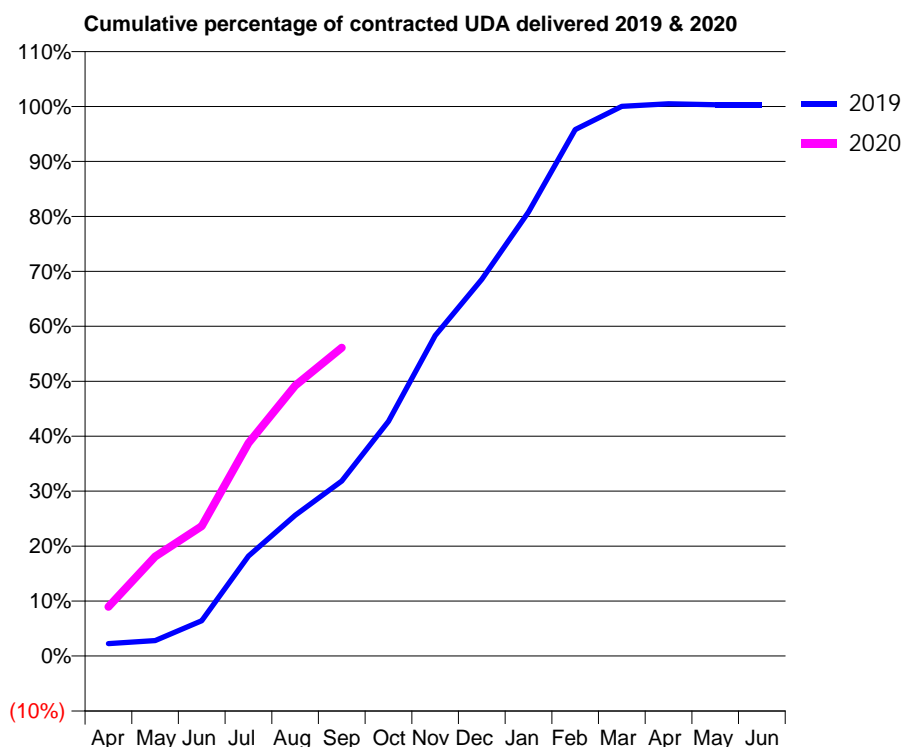
19/20 Contracted general activity (UDA)	6,366
Carry forward general activity (UDA)	-19
19/20 Contracted orthodontic activity (UOA)	0
Carry forward orthodontic activity (UOA)	0
Baseline contract value	£164,571.39

ACCESS*

Patients seen in 24 months	Total	Change since previous quarter
Quarter ending September 2018	2,800	
Quarter ending December 2018	2,971	↑
Quarter ending March 2019	3,031	↑
Quarter ending June 2019	3,151	↑
Quarter ending September 2019	3,286	↑
Variance since September 2018	17.4%	↑



ACTIVITY



Month	Adjusted Scheduled Activity (UDA)	
	2019	2020
April	144	570
May	179	1,152
June	409	1,503
July	1,157	2,466
August	1,630	3,132
September	2,027	3,571
October	2,719	
November	3,713	
December	4,364	
January	5,143	
February	6,098	
March	6,366	
April	6,396	
May	6,385	
June	6,385	

QUALITY

	Quantity	Base Number	Contract	AT	Region	England
% of FP17s for the same patient ID Re-attending within 3 months - Children	57	760	7.5%	9.4%	11.3%	11.5%
% of FP17s for the same patient ID Re-attending within 3 months - Adults	83	1,130	7.3%	14.0%	14.7%	15.4%
% of FP17s for the same patient ID Re-attending between 3 & 9 months - Children	358	760	47.1%	57.4%	60.8%	59.7%
% of FP17s for the same patient ID Re-attending between 3 & 9 months - Adults	588	1,130	52.0%	51.1%	52.8%	51.7%
% of FP17s for Band 1 Urgent Courses	119	1,878	6.3%	8.8%	8.2%	9.2%
% of FP17s Relating to Free Repair or Replacements	9	1,878	0.5%	0.7%	0.7%	0.7%
% of FP17s Relating to Continuations	0	1,878	0.0%	0.7%	0.8%	0.8%
% of Patients satisfied with the dentistry they have received	2	2	N/A	94.3%	93.2%	93.5%
% of Patients satisfied with the time they had to wait for an appointment	2	2	N/A	88.6%	88.5%	87.4%

* This is based on patients treated on this contract for their most recent course of treatment. Figures in italics indicate the base number of FP17s or Patient Questionnaire responses are less than 100. N/A is shown where the base number of responses is less than 10 during the period. % is calculated as Quantity/Base number*100

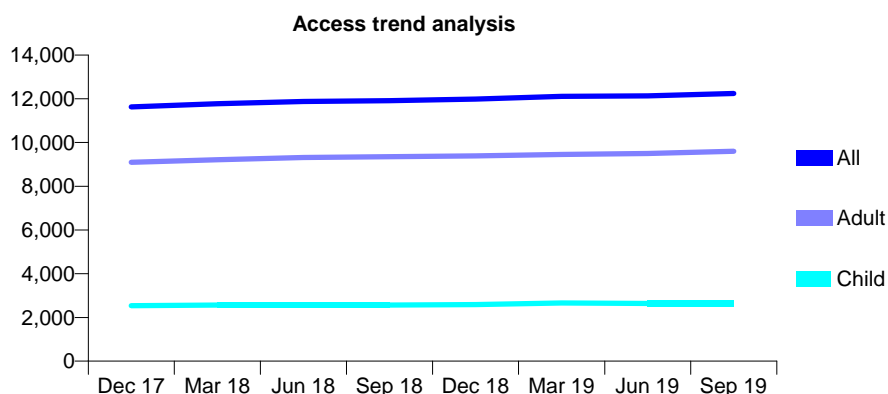
Q57 - Vital Signs At a Glance Contract Report for 918628/0003 - September 2019

Name or company name	South Benfleet Dental Care
Contract type name	GDS Contract
Purpose of contract	General
Contract start date	01/11/2007
Contract end date	

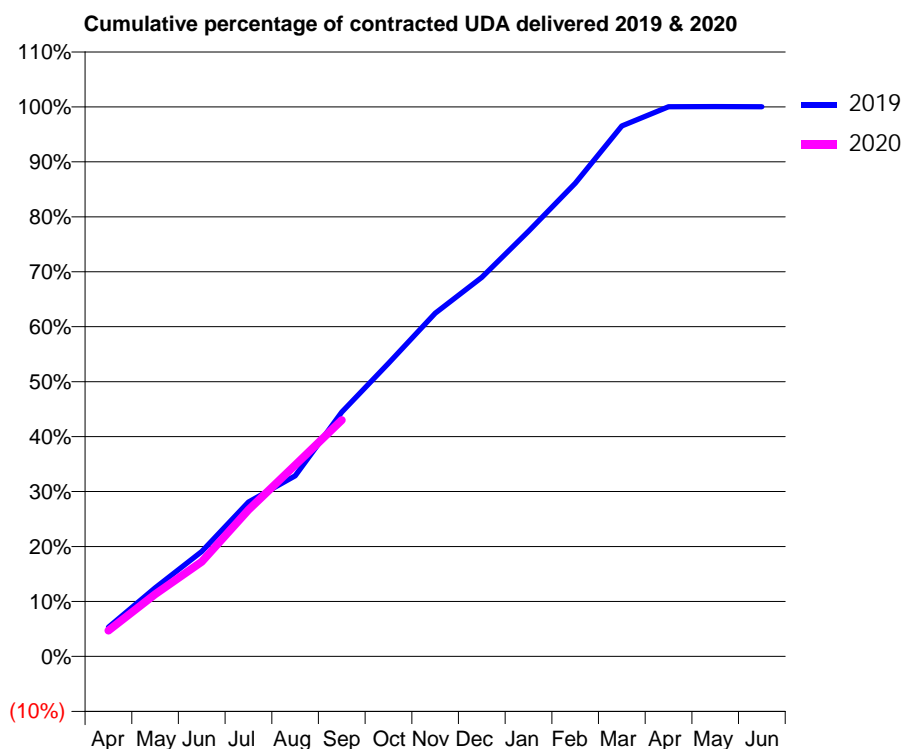
19/20 Contracted general activity (UDA)	38,130
Carry forward general activity (UDA)	-8
19/20 Contracted orthodontic activity (UOA)	0
Carry forward orthodontic activity (UOA)	0
Baseline contract value	£936,707.83

ACCESS*

Patients seen in 24 months	Total	Change since previous quarter
Quarter ending September 2018	11,911	
Quarter ending December 2018	11,983	→
Quarter ending March 2019	12,114	→
Quarter ending June 2019	12,138	→
Quarter ending September 2019	12,238	→
Variance since September 2018	2.7%	↑



ACTIVITY



Month	Adjusted Scheduled Activity (UDA)	
	2019	2020
April	2,028	1,795
May	4,760	4,316
June	7,275	6,570
July	10,706	10,165
August	12,537	13,271
September	16,949	16,405
October	20,340	
November	23,810	
December	26,299	
January	29,500	
February	32,820	
March	36,799	
April	38,132	
May	38,145	
June	38,138	

QUALITY

	Quantity	Base Number	Contract	AT	Region	England
% of FP17s for the same patient ID Re-attending within 3 months - Children	173	2,150	8.0%	9.4%	11.3%	11.5%
% of FP17s for the same patient ID Re-attending within 3 months - Adults	862	6,815	12.6%	14.0%	14.7%	15.4%
% of FP17s for the same patient ID Re-attending between 3 & 9 months - Children	1,437	2,150	66.8%	57.4%	60.8%	59.7%
% of FP17s for the same patient ID Re-attending between 3 & 9 months - Adults	4,336	6,815	63.6%	51.1%	52.8%	51.7%
% of FP17s for Band 1 Urgent Courses	613	8,334	7.4%	8.8%	8.2%	9.2%
% of FP17s Relating to Free Repair or Replacements	71	8,334	0.9%	0.7%	0.7%	0.7%
% of FP17s Relating to Continuations	34	8,334	0.4%	0.7%	0.8%	0.8%
% of Patients satisfied with the dentistry they have received	6	6	N/A	94.3%	93.2%	93.5%
% of Patients satisfied with the time they had to wait for an appointment	5	6	N/A	88.6%	88.5%	87.4%

* This is based on patients treated on this contract for their most recent course of treatment. Figures in italics indicate the base number of FP17s or Patient Questionnaire responses are less than 100. N/A is shown where the base number of responses is less than 10 during the period. % is calculated as Quantity/Base number*100

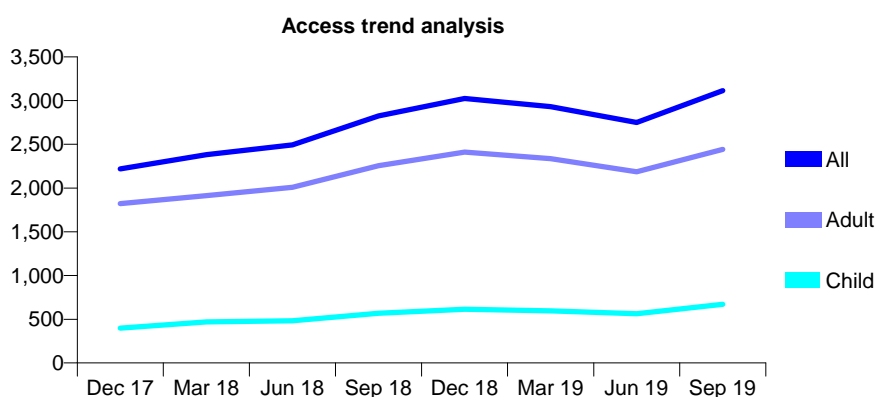
Q57 - Vital Signs At a Glance Contract Report for 925721/0001 - September 2019

Name or company name	Mr i Gibbons & Mr M Patel
Contract type name	GDS Contract
Purpose of contract	General
Contract start date	01/04/2006
Contract end date	

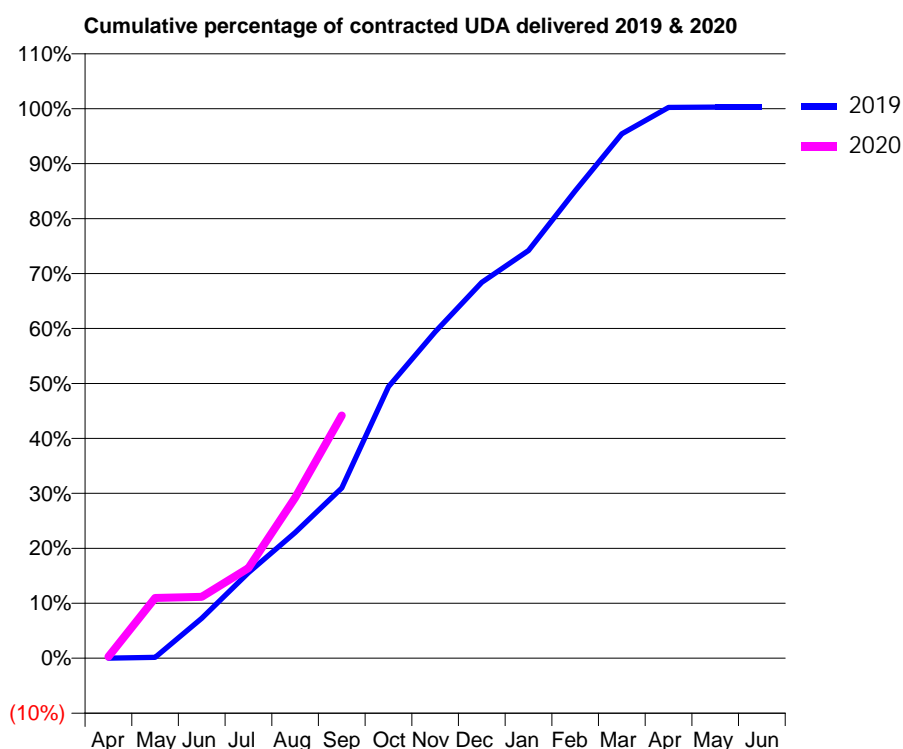
19/20 Contracted general activity (UDA)	7,000
Carry forward general activity (UDA)	-19
19/20 Contracted orthodontic activity (UOA)	0
Carry forward orthodontic activity (UOA)	0
Baseline contract value	£180,600.39

ACCESS*

Patients seen in 24 months	Total	Change since previous quarter
Quarter ending September 2018	2,825	
Quarter ending December 2018	3,024	↑
Quarter ending March 2019	2,930	↓
Quarter ending June 2019	2,749	↓
Quarter ending September 2019	3,113	↑
Variance since September 2018	10.2%	↑



ACTIVITY



Month	Adjusted Scheduled Activity (UDA)	
	2019	2020
April	0	19
May	10	769
June	508	783
July	1,089	1,150
August	1,601	2,046
September	2,168	3,092
October	3,460	
November	4,157	
December	4,787	
January	5,193	
February	5,953	
March	6,680	
April	7,016	
May	7,019	
June	7,019	

QUALITY

	Quantity	Base Number	Contract	AT	Region	England
% of FP17s for the same patient ID Re-attending within 3 months - Children	4	351	1.1%	9.4%	11.3%	11.5%
% of FP17s for the same patient ID Re-attending within 3 months - Adults	27	1,043	2.6%	14.0%	14.7%	15.4%
% of FP17s for the same patient ID Re-attending between 3 & 9 months - Children	66	351	18.8%	57.4%	60.8%	59.7%
% of FP17s for the same patient ID Re-attending between 3 & 9 months - Adults	229	1,043	22.0%	51.1%	52.8%	51.7%
% of FP17s for Band 1 Urgent Courses	0	1,257	0.0%	8.8%	8.2%	9.2%
% of FP17s Relating to Free Repair or Replacements	3	1,257	0.2%	0.7%	0.7%	0.7%
% of FP17s Relating to Continuations	5	1,257	0.4%	0.7%	0.8%	0.8%
% of Patients satisfied with the dentistry they have received	0	0	N/A	94.3%	93.2%	93.5%
% of Patients satisfied with the time they had to wait for an appointment	0	0	N/A	88.6%	88.5%	87.4%

* This is based on patients treated on this contract for their most recent course of treatment.

Figures in italics indicate the base number of FP17s or Patient Questionnaire responses are less than 100. N/A is shown where the base number of responses is less than 10 during the period. % is calculated as Quantity/Base number*100

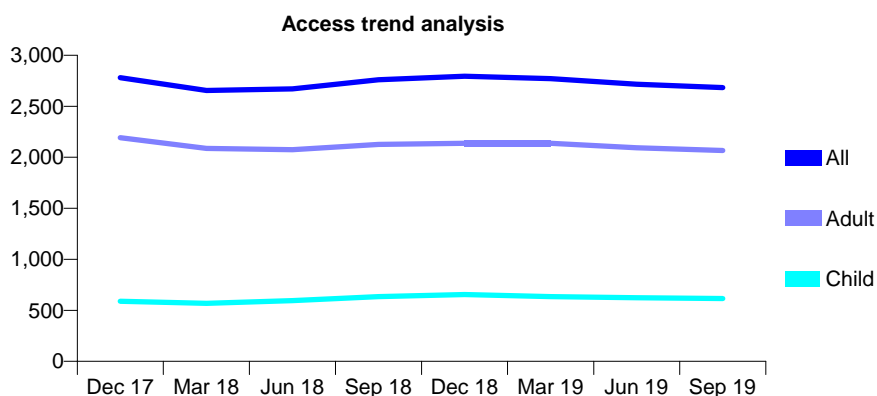
Q57 - Vital Signs At a Glance Contract Report for 925993/0001 - September 2019

Name or company name	MR M VYAS
Contract type name	GDS Contract
Purpose of contract	General
Contract start date	01/04/2006
Contract end date	

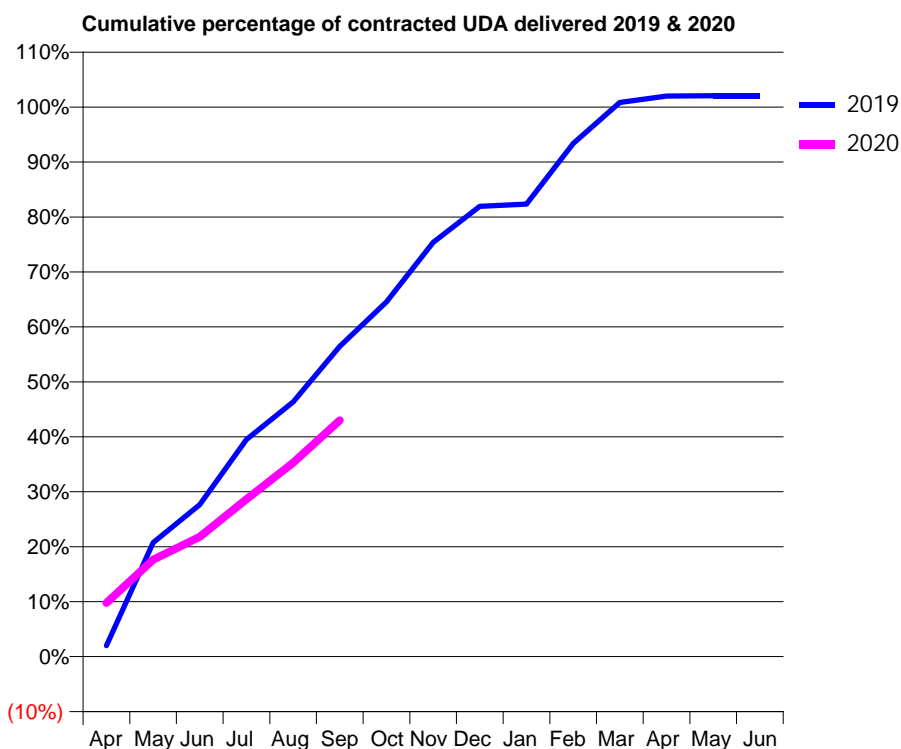
19/20 Contracted general activity (UDA)	6,637
Carry forward general activity (UDA)	-133
19/20 Contracted orthodontic activity (UOA)	0
Carry forward orthodontic activity (UOA)	0
Baseline contract value	£277,557.20

ACCESS*

Patients seen in 24 months	Total	Change since previous quarter
Quarter ending September 2018	2,760	
Quarter ending December 2018	2,794	→
Quarter ending March 2019	2,771	→
Quarter ending June 2019	2,716	↓
Quarter ending September 2019	2,683	↓
Variance since September 2018	(2.8%)	↓



ACTIVITY



Month	Adjusted Scheduled Activity (UDA)	
	2019	2020
April	133	648
May	1,378	1,170
June	1,835	1,448
July	2,621	1,901
August	3,077	2,341
September	3,746	2,853
October	4,285	
November	5,003	
December	5,437	
January	5,465	
February	6,198	
March	6,693	
April	6,770	
May	6,773	
June	6,773	

QUALITY

	Quantity	Base Number	Contract	AT	Region	England
% of FP17s for the same patient ID Re-attending within 3 months - Children	13	254	5.1%	9.4%	11.3%	11.5%
% of FP17s for the same patient ID Re-attending within 3 months - Adults	97	849	11.4%	14.0%	14.7%	15.4%
% of FP17s for the same patient ID Re-attending between 3 & 9 months - Children	59	254	23.2%	57.4%	60.8%	59.7%
% of FP17s for the same patient ID Re-attending between 3 & 9 months - Adults	236	849	27.8%	51.1%	52.8%	51.7%
% of FP17s for Band 1 Urgent Courses	22	1,041	2.1%	8.8%	8.2%	9.2%
% of FP17s Relating to Free Repair or Replacements	10	1,041	1.0%	0.7%	0.7%	0.7%
% of FP17s Relating to Continuations	21	1,041	2.0%	0.7%	0.8%	0.8%
% of Patients satisfied with the dentistry they have received	0	0	N/A	94.3%	93.2%	93.5%
% of Patients satisfied with the time they had to wait for an appointment	0	0	N/A	88.6%	88.5%	87.4%

* This is based on patients treated on this contract for their most recent course of treatment. Figures in italics indicate the base number of FP17s or Patient Questionnaire responses are less than 100. N/A is shown where the base number of responses is less than 10 during the period. % is calculated as Quantity/Base number*100

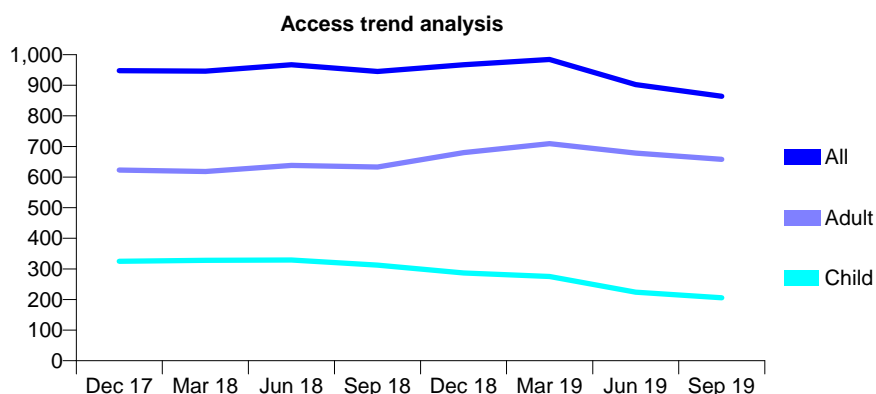
Q57 - Vital Signs At a Glance Contract Report for 926175/0001 - September 2019

Name or company name	MR GC ECKSTEIN
Contract type name	GDS Contract
Purpose of contract	General
Contract start date	01/04/2006
Contract end date	

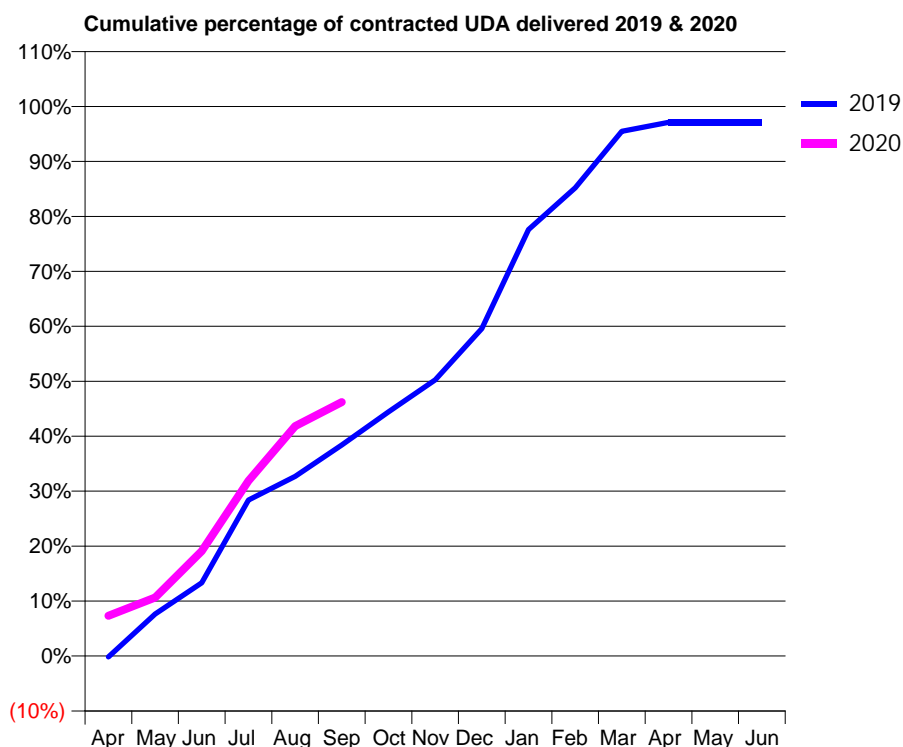
19/20 Contracted general activity (UDA)	2,086
Carry forward general activity (UDA)	60
19/20 Contracted orthodontic activity (UOA)	0
Carry forward orthodontic activity (UOA)	0
Baseline contract value	£48,998.89

ACCESS*

Patients seen in 24 months	Total	Change since previous quarter
Quarter ending September 2018	945	
Quarter ending December 2018	967	↑
Quarter ending March 2019	984	→
Quarter ending June 2019	902	↓
Quarter ending September 2019	864	↓
Variance since September 2018	(8.6%)	↓



ACTIVITY



Month	Adjusted Scheduled Activity (UDA)	
	2019	2020
April	-4	153
May	160	222
June	278	398
July	592	665
August	682	872
September	801	963
October	927	
November	1,048	
December	1,242	
January	1,618	
February	1,777	
March	1,992	
April	2,026	
May	2,026	
June	2,026	

QUALITY

	Quantity	Base Number	Contract	AT	Region	England
% of FP17s for the same patient ID Re-attending within 3 months - Children	1	145	0.7%	9.4%	11.3%	11.5%
% of FP17s for the same patient ID Re-attending within 3 months - Adults	15	457	3.3%	14.0%	14.7%	15.4%
% of FP17s for the same patient ID Re-attending between 3 & 9 months - Children	43	145	29.7%	57.4%	60.8%	59.7%
% of FP17s for the same patient ID Re-attending between 3 & 9 months - Adults	91	457	19.9%	51.1%	52.8%	51.7%
% of FP17s for Band 1 Urgent Courses	54	584	9.2%	8.8%	8.2%	9.2%
% of FP17s Relating to Free Repair or Replacements	1	584	0.2%	0.7%	0.7%	0.7%
% of FP17s Relating to Continuations	0	584	0.0%	0.7%	0.8%	0.8%
% of Patients satisfied with the dentistry they have received	0	0	N/A	94.3%	93.2%	93.5%
% of Patients satisfied with the time they had to wait for an appointment	0	0	N/A	88.6%	88.5%	87.4%

* This is based on patients treated on this contract for their most recent course of treatment. Figures in italics indicate the base number of FP17s or Patient Questionnaire responses are less than 100. N/A is shown where the base number of responses is less than 10 during the period. % is calculated as Quantity/Base number*100

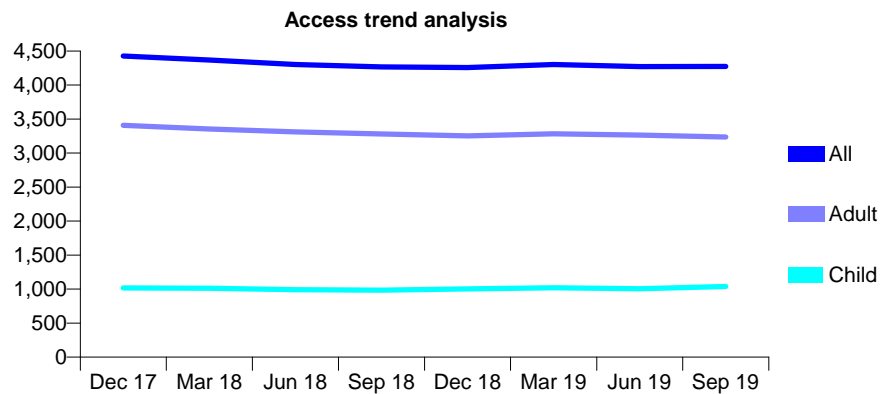
Q57 - Vital Signs At a Glance Contract Report for 927481/0001 - September 2019

Name or company name	MR A SAID
Contract type name	GDS Contract
Purpose of contract	General
Contract start date	01/12/2015
Contract end date	

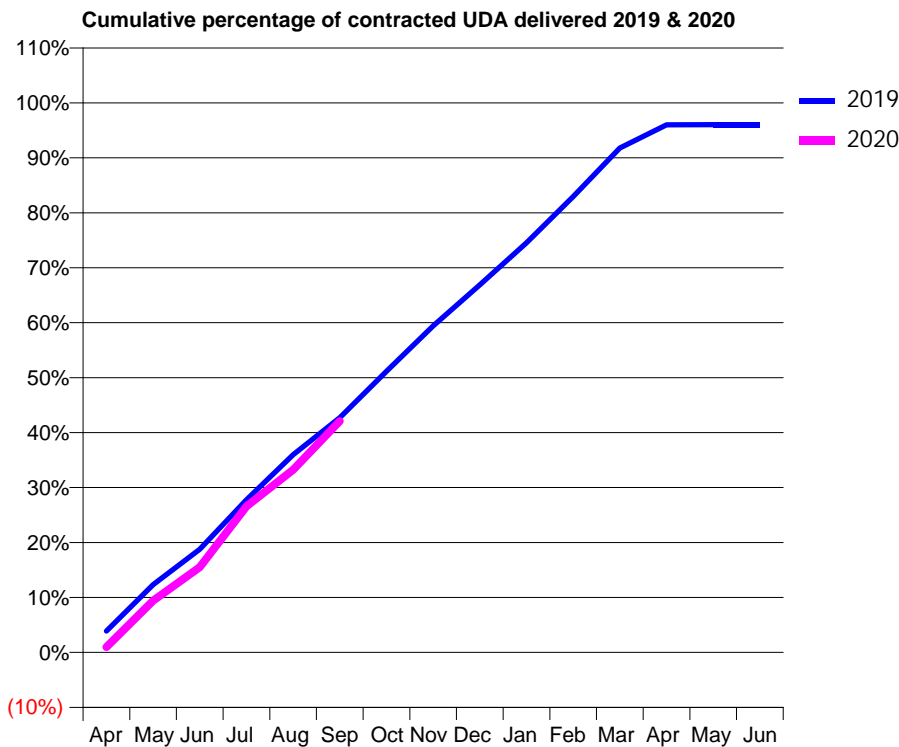
19/20 Contracted general activity (UDA)	14,958
Carry forward general activity (UDA)	593
19/20 Contracted orthodontic activity (UOA)	0
Carry forward orthodontic activity (UOA)	0
Baseline contract value	£415,626.99

ACCESS*

Patients seen in 24 months	Total	Change since previous quarter
Quarter ending September 2018	4,267	
Quarter ending December 2018	4,257	→
Quarter ending March 2019	4,303	→
Quarter ending June 2019	4,271	→
Quarter ending September 2019	4,274	→
Variance since September 2018	0.2%	→



ACTIVITY



Month	2019	2020
April	584	147
May	1,846	1,408
June	2,806	2,322
July	4,156	3,975
August	5,380	4,972
September	6,387	6,296
October	7,649	
November	8,887	
December	10,005	
January	11,150	
February	12,408	
March	13,725	
April	14,363	
May	14,365	
June	14,365	

QUALITY

	Quantity	Base Number	Contract	AT	Region	England
% of FP17s for the same patient ID Re-attending within 3 months - Children	39	651	6.0%	9.4%	11.3%	11.5%
% of FP17s for the same patient ID Re-attending within 3 months - Adults	325	2,009	16.2%	14.0%	14.7%	15.4%
% of FP17s for the same patient ID Re-attending between 3 & 9 months - Children	277	651	42.5%	57.4%	60.8%	59.7%
% of FP17s for the same patient ID Re-attending between 3 & 9 months - Adults	923	2,009	45.9%	51.1%	52.8%	51.7%
% of FP17s for Band 1 Urgent Courses	19	2,477	0.8%	8.8%	8.2%	9.2%
% of FP17s Relating to Free Repair or Replacements	8	2,477	0.3%	0.7%	0.7%	0.7%
% of FP17s Relating to Continuations	111	2,477	4.5%	0.7%	0.8%	0.8%
% of Patients satisfied with the dentistry they have received	2	2	N/A	94.3%	93.2%	93.5%
% of Patients satisfied with the time they had to wait for an appointment	2	2	N/A	88.6%	88.5%	87.4%

* This is based on patients treated on this contract for their most recent course of treatment. Figures in italics indicate the base number of FP17s or Patient Questionnaire responses are less than 100. N/A is shown where the base number of responses is less than 10 during the period. % is calculated as Quantity/Base number*100

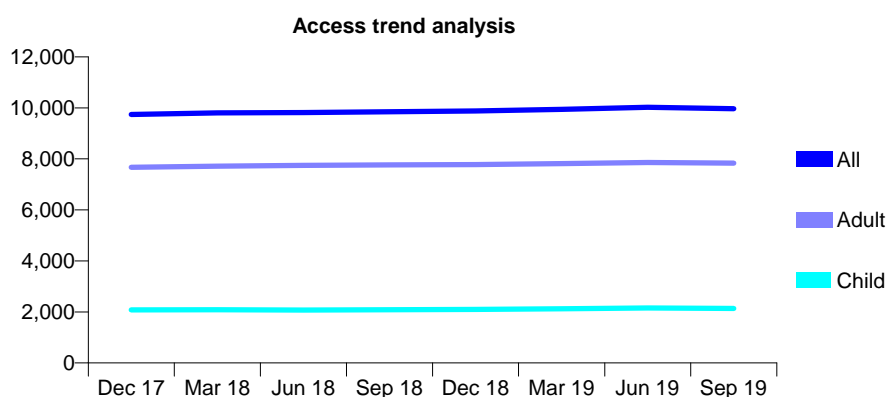
Q57 - Vital Signs At a Glance Contract Report for 929131/0001 - September 2019

Name or company name	MR MJ PERKINS
Contract type name	GDS Contract
Purpose of contract	General
Contract start date	01/04/2006
Contract end date	

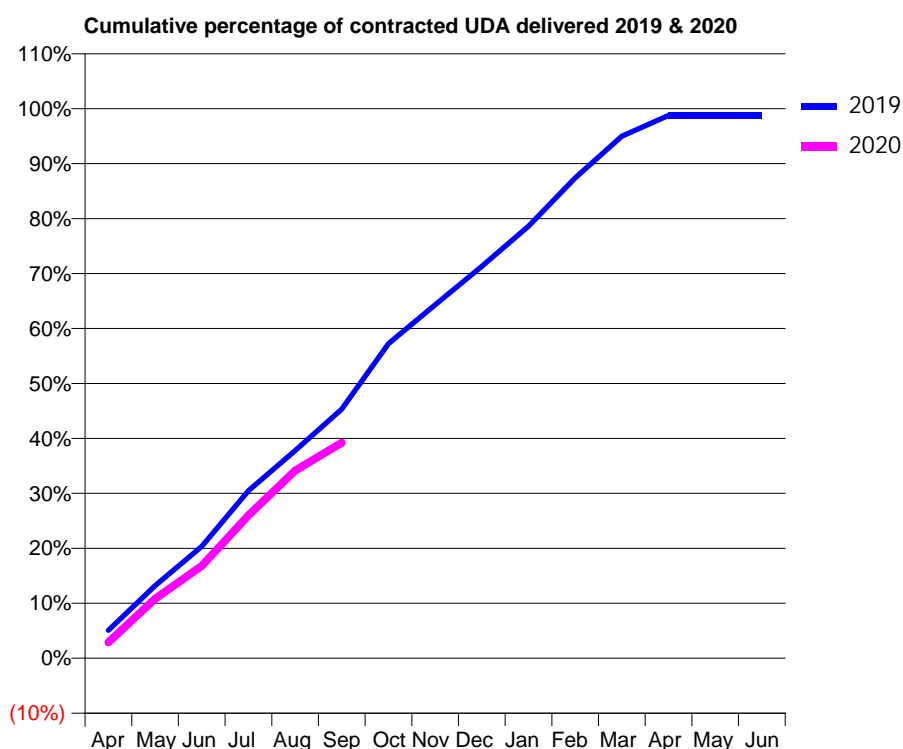
19/20 Contracted general activity (UDA)	24,000
Carry forward general activity (UDA)	297
19/20 Contracted orthodontic activity (UOA)	0
Carry forward orthodontic activity (UOA)	0
Baseline contract value	£550,638.92

ACCESS*

Patients seen in 24 months	Total	Change since previous quarter
Quarter ending September 2018	9,849	
Quarter ending December 2018	9,878	→
Quarter ending March 2019	9,941	→
Quarter ending June 2019	10,021	→
Quarter ending September 2019	9,970	→
Variance since September 2018	1.2%	→



ACTIVITY



Adjusted Scheduled Activity (UDA)		
Month	2019	2020
April	1,223	699
May	3,173	2,602
June	4,881	4,028
July	7,317	6,241
August	9,071	8,199
September	10,882	9,407
October	13,735	
November	15,437	
December	17,113	
January	18,869	
February	20,983	
March	22,794	
April	23,700	
May	23,703	
June	23,703	

QUALITY

	Quantity	Base Number	Contract	AT	Region	England
% of FP17s for the same patient ID Re-attending within 3 months - Children	63	1,516	4.2%	9.4%	11.3%	11.5%
% of FP17s for the same patient ID Re-attending within 3 months - Adults	458	4,690	9.8%	14.0%	14.7%	15.4%
% of FP17s for the same patient ID Re-attending between 3 & 9 months - Children	913	1,516	60.2%	57.4%	60.8%	59.7%
% of FP17s for the same patient ID Re-attending between 3 & 9 months - Adults	1,863	4,690	39.7%	51.1%	52.8%	51.7%
% of FP17s for Band 1 Urgent Courses	406	5,708	7.1%	8.8%	8.2%	9.2%
% of FP17s Relating to Free Repair or Replacements	30	5,708	0.5%	0.7%	0.7%	0.7%
% of FP17s Relating to Continuations	50	5,708	0.9%	0.7%	0.8%	0.8%
% of Patients satisfied with the dentistry they have received	3	3	N/A	94.3%	93.2%	93.5%
% of Patients satisfied with the time they had to wait for an appointment	3	3	N/A	88.6%	88.5%	87.4%

* This is based on patients treated on this contract for their most recent course of treatment.

Figures in italics indicate the base number of FP17s or Patient Questionnaire responses are less than 100. N/A is shown where the base number of responses is less than 10 during the period. % is calculated as Quantity/Base number*100

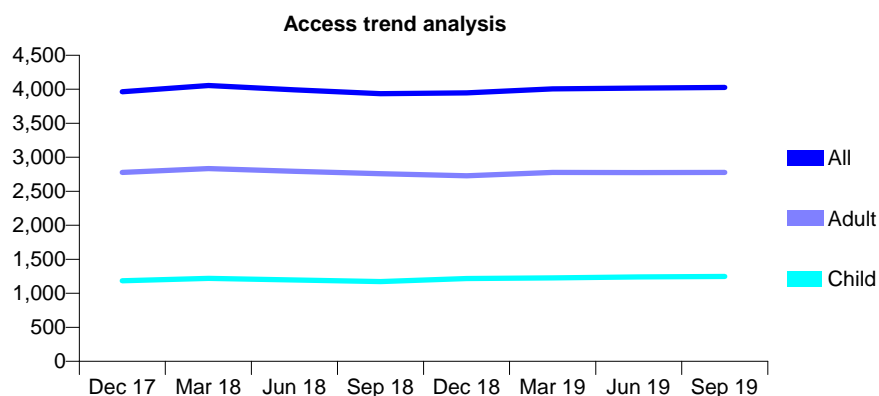
Q57 - Vital Signs At a Glance Contract Report for 934771/0001 - September 2019

Name or company name	MISS NA PATEL
Contract type name	GDS Contract
Purpose of contract	General
Contract start date	07/05/2012
Contract end date	

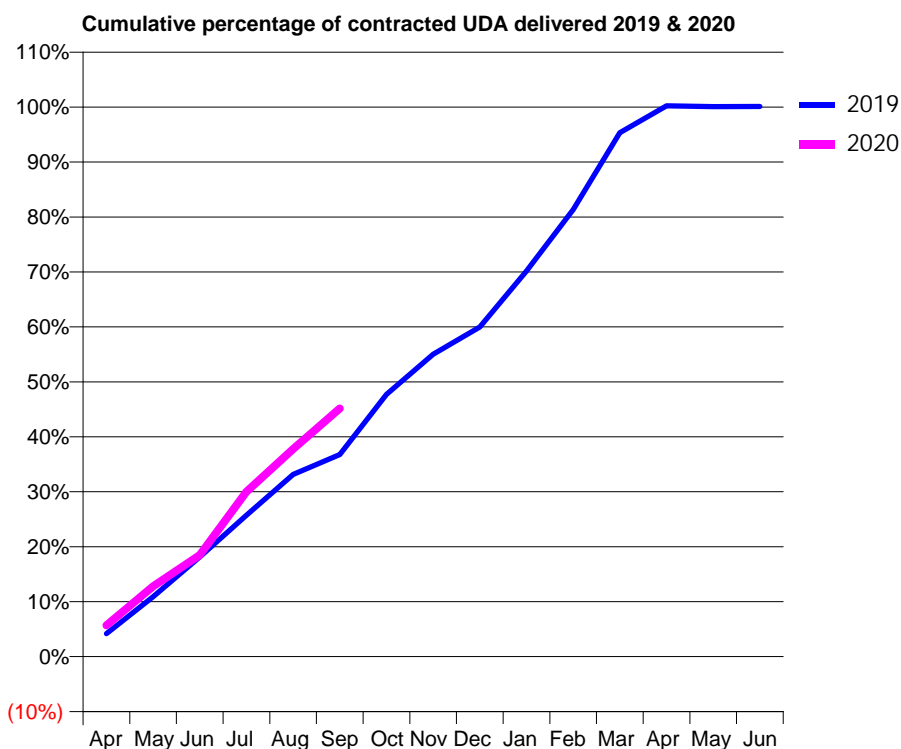
19/20 Contracted general activity (UDA)	11,878
Carry forward general activity (UDA)	-13
19/20 Contracted orthodontic activity (UOA)	0
Carry forward orthodontic activity (UOA)	0
Baseline contract value	£341,093.61

ACCESS*

Patients seen in 24 months	Total	Change since previous quarter
Quarter ending September 2018	3,934	
Quarter ending December 2018	3,947	→
Quarter ending March 2019	4,004	→
Quarter ending June 2019	4,016	→
Quarter ending September 2019	4,026	→
Variance since September 2018	2.3%	↑



ACTIVITY



Month	Adjusted Scheduled Activity (UDA)	
	2019	2020
April	497	677
May	1,296	1,522
June	2,156	2,196
July	3,058	3,564
August	3,940	4,491
September	4,370	5,361
October	5,669	
November	6,537	
December	7,125	
January	8,335	
February	9,663	
March	11,323	
April	11,902	
May	11,889	
June	11,891	

QUALITY

	Quantity	Base Number	Contract	AT	Region	England
% of FP17s for the same patient ID Re-attending within 3 months - Children	58	679	8.5%	9.4%	11.3%	11.5%
% of FP17s for the same patient ID Re-attending within 3 months - Adults	220	1,494	14.7%	14.0%	14.7%	15.4%
% of FP17s for the same patient ID Re-attending between 3 & 9 months - Children	251	679	37.0%	57.4%	60.8%	59.7%
% of FP17s for the same patient ID Re-attending between 3 & 9 months - Adults	571	1,494	38.2%	51.1%	52.8%	51.7%
% of FP17s for Band 1 Urgent Courses	148	2,001	7.4%	8.8%	8.2%	9.2%
% of FP17s Relating to Free Repair or Replacements	43	2,001	2.1%	0.7%	0.7%	0.7%
% of FP17s Relating to Continuations	26	2,001	1.3%	0.7%	0.8%	0.8%
% of Patients satisfied with the dentistry they have received	1	1	N/A	94.3%	93.2%	93.5%
% of Patients satisfied with the time they had to wait for an appointment	1	1	N/A	88.6%	88.5%	87.4%

* This is based on patients treated on this contract for their most recent course of treatment. Figures in italics indicate the base number of FP17s or Patient Questionnaire responses are less than 100. N/A is shown where the base number of responses is less than 10 during the period. % is calculated as Quantity/Base number*100

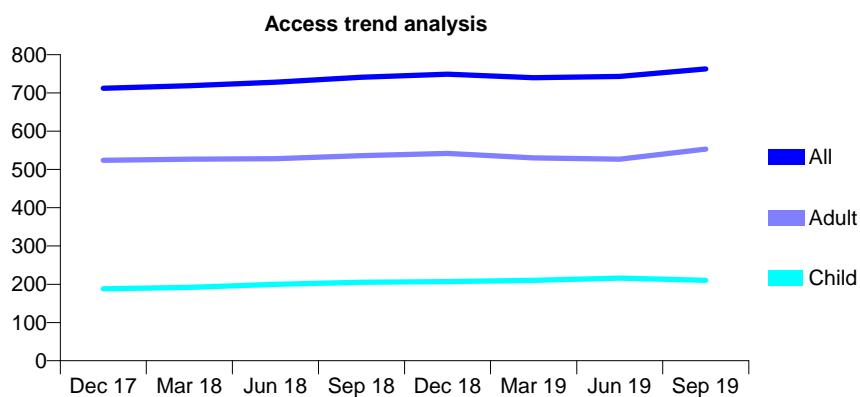
Q57 - Vital Signs At a Glance Contract Report for 943991/0001 - September 2019

Name or company name	MISS M SHAH
Contract type name	GDS Contract
Purpose of contract	General
Contract start date	01/04/2006
Contract end date	

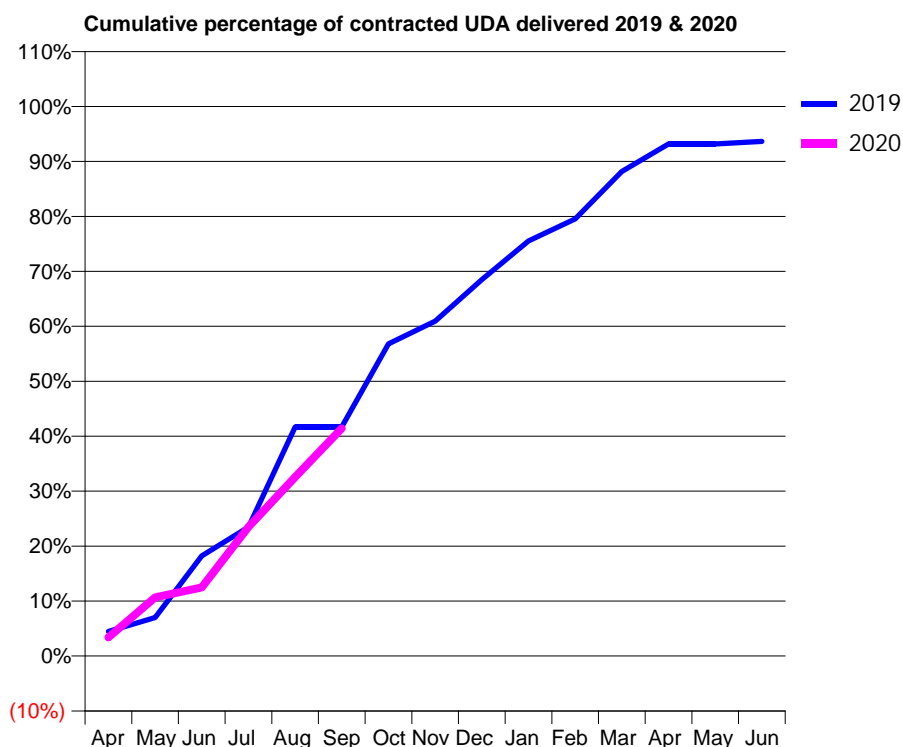
19/20 Contracted general activity (UDA)	2,333
Carry forward general activity (UDA)	0
19/20 Contracted orthodontic activity (UOA)	0
Carry forward orthodontic activity (UOA)	0
Baseline contract value	£56,970.52

ACCESS*

Patients seen in 24 months	Total	Change since previous quarter
Quarter ending September 2018	741	
Quarter ending December 2018	749	→
Quarter ending March 2019	740	↓
Quarter ending June 2019	743	→
Quarter ending September 2019	763	↑
Variance since September 2018	3.0%	↑



ACTIVITY



Month	Adjusted Scheduled Activity (UDA)	
	2019	2020
April	105	79
May	163	249
June	425	291
July	547	548
August	973	760
September	973	967
October	1,325	
November	1,422	
December	1,597	
January	1,762	
February	1,856	
March	2,057	
April	2,174	
May	2,174	
June	2,185	

QUALITY

	Quantity	Base Number	Contract	AT	Region	England
% of FP17s for the same patient ID Re-attending within 3 months - Children	12	168	7.1%	9.4%	11.3%	11.5%
% of FP17s for the same patient ID Re-attending within 3 months - Adults	49	382	12.8%	14.0%	14.7%	15.4%
% of FP17s for the same patient ID Re-attending between 3 & 9 months - Children	96	168	57.1%	57.4%	60.8%	59.7%
% of FP17s for the same patient ID Re-attending between 3 & 9 months - Adults	189	382	49.5%	51.1%	52.8%	51.7%
% of FP17s for Band 1 Urgent Courses	29	510	5.7%	8.8%	8.2%	9.2%
% of FP17s Relating to Free Repair or Replacements	4	510	0.8%	0.7%	0.7%	0.7%
% of FP17s Relating to Continuations	11	510	2.2%	0.7%	0.8%	0.8%
% of Patients satisfied with the dentistry they have received	0	0	N/A	94.3%	93.2%	93.5%
% of Patients satisfied with the time they had to wait for an appointment	0	0	N/A	88.6%	88.5%	87.4%

* This is based on patients treated on this contract for their most recent course of treatment. Figures in italics indicate the base number of FP17s or Patient Questionnaire responses are less than 100. N/A is shown where the base number of responses is less than 10 during the period. % is calculated as Quantity/Base number*100

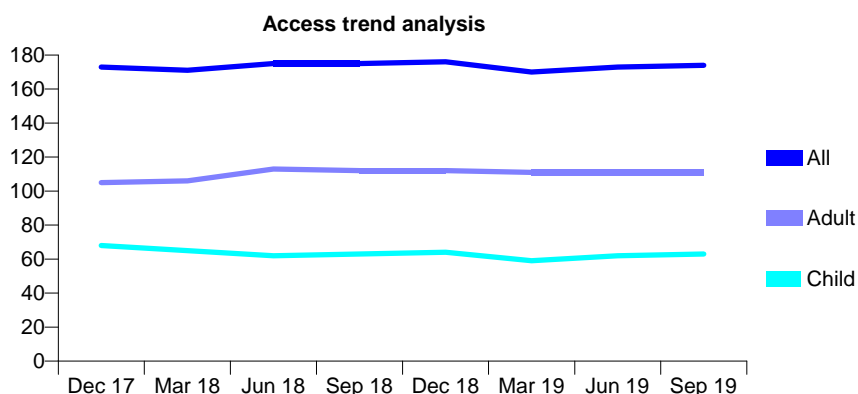
Q57 - Vital Signs At a Glance Contract Report for 946206/0001 - September 2019

Name or company name	MR S GOVENDER
Contract type name	GDS Contract
Purpose of contract	General
Contract start date	01/05/2007
Contract end date	

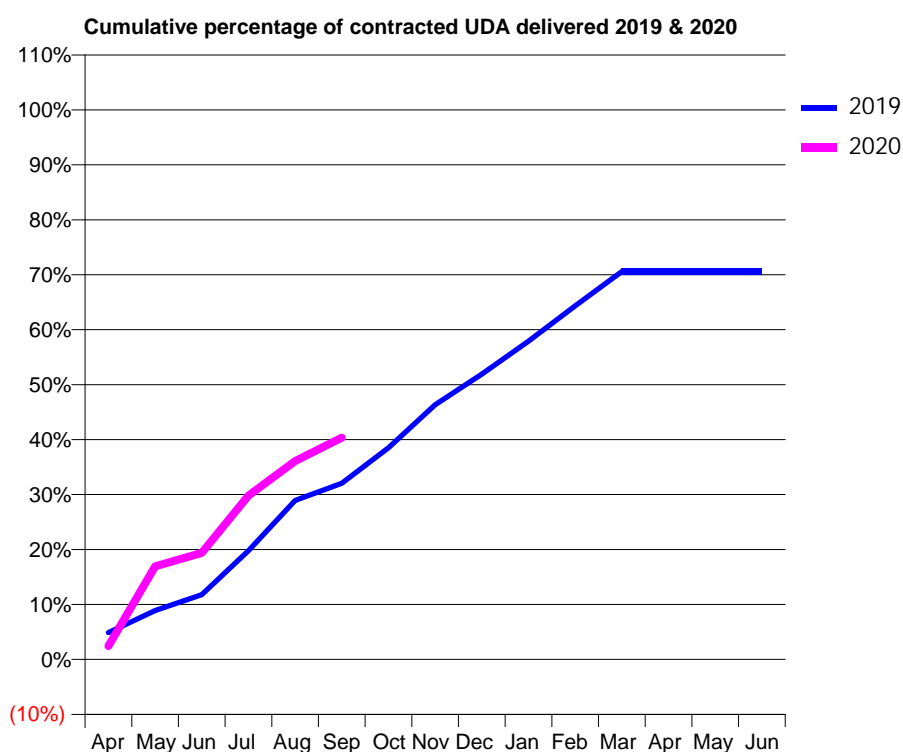
19/20 Contracted general activity (UDA)	450
Carry forward general activity (UDA)	0
19/20 Contracted orthodontic activity (UOA)	0
Carry forward orthodontic activity (UOA)	0
Baseline contract value	£12,324.48

ACCESS*

Patients seen in 24 months	Total	Change since previous quarter
Quarter ending September 2018	175	
Quarter ending December 2018	176	→
Quarter ending March 2019	170	↓
Quarter ending June 2019	173	→
Quarter ending September 2019	174	→
Variance since September 2018	(0.6%)	→



ACTIVITY



Month	Adjusted Scheduled Activity (UDA)	
	2019	2020
April	22	11
May	40	76
June	53	87
July	89	134
August	130	162
September	144	182
October	173	
November	209	
December	234	
January	261	
February	290	
March	318	
April	318	
May	318	
June	318	

QUALITY

	Quantity	Base Number	Contract	AT	Region	England
% of FP17s for the same patient ID Re-attending within 3 months - Children	0	40	0.0%	9.4%	11.3%	11.5%
% of FP17s for the same patient ID Re-attending within 3 months - Adults	4	59	6.8%	14.0%	14.7%	15.4%
% of FP17s for the same patient ID Re-attending between 3 & 9 months - Children	25	40	62.5%	57.4%	60.8%	59.7%
% of FP17s for the same patient ID Re-attending between 3 & 9 months - Adults	30	59	50.8%	51.1%	52.8%	51.7%
% of FP17s for Band 1 Urgent Courses	3	99	3.0%	8.8%	8.2%	9.2%
% of FP17s Relating to Free Repair or Replacements	0	99	0.0%	0.7%	0.7%	0.7%
% of FP17s Relating to Continuations	0	99	0.0%	0.7%	0.8%	0.8%
% of Patients satisfied with the dentistry they have received	0	0	N/A	94.3%	93.2%	93.5%
% of Patients satisfied with the time they had to wait for an appointment	0	0	N/A	88.6%	88.5%	87.4%

* This is based on patients treated on this contract for their most recent course of treatment. Figures in italics indicate the base number of FP17s or Patient Questionnaire responses are less than 100. N/A is shown where the base number of responses is less than 10 during the period. % is calculated as Quantity/Base number*100

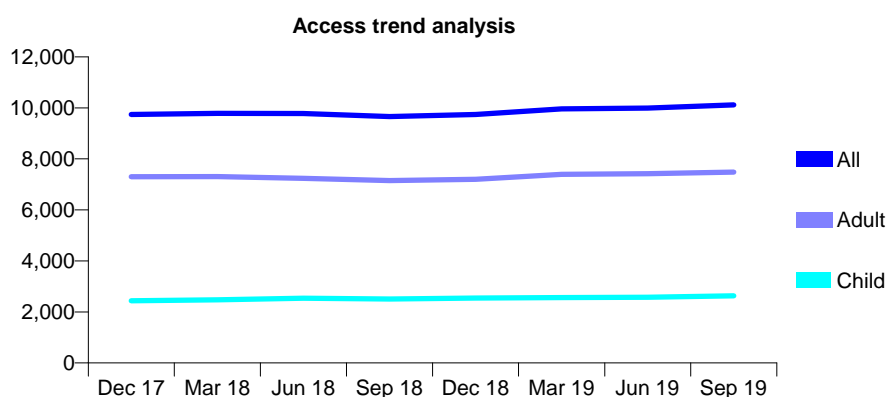
Q57 - Vital Signs At a Glance Contract Report for 946613/0001 - September 2019

Name or company name	MR M GOLJ
Contract type name	GDS Contract
Purpose of contract	General
Contract start date	01/04/2006
Contract end date	

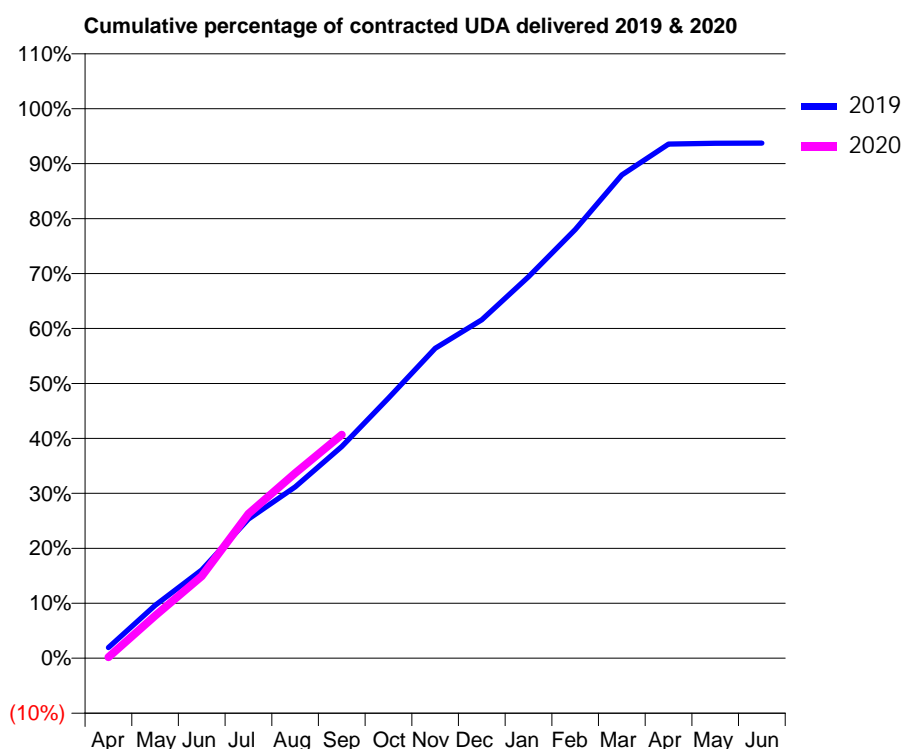
19/20 Contracted general activity (UDA)	27,535
Carry forward general activity (UDA)	828
19/20 Contracted orthodontic activity (UOA)	0
Carry forward orthodontic activity (UOA)	0
Baseline contract value	£761,424.65

ACCESS*

Patients seen in 24 months	Total	Change since previous quarter
Quarter ending September 2018	9,659	
Quarter ending December 2018	9,743	→
Quarter ending March 2019	9,962	↑
Quarter ending June 2019	9,990	→
Quarter ending September 2019	10,113	→
Variance since September 2018	4.7%	↑



ACTIVITY



Month	2019	2020
April	532	60
May	2,648	2,125
June	4,424	4,110
July	6,973	7,242
August	8,585	9,280
September	10,609	11,193
October	13,032	
November	15,529	
December	16,958	
January	19,116	
February	21,477	
March	24,214	
April	25,765	
May	25,803	
June	25,807	

QUALITY

	Quantity	Base Number	Contract	AT	Region	England
% of FP17s for the same patient ID Re-attending within 3 months - Children	112	1,782	6.3%	9.4%	11.3%	11.5%
% of FP17s for the same patient ID Re-attending within 3 months - Adults	575	4,809	12.0%	14.0%	14.7%	15.4%
% of FP17s for the same patient ID Re-attending between 3 & 9 months - Children	1,006	1,782	56.5%	57.4%	60.8%	59.7%
% of FP17s for the same patient ID Re-attending between 3 & 9 months - Adults	2,488	4,809	51.7%	51.1%	52.8%	51.7%
% of FP17s for Band 1 Urgent Courses	599	6,066	9.9%	8.8%	8.2%	9.2%
% of FP17s Relating to Free Repair or Replacements	8	6,066	0.1%	0.7%	0.7%	0.7%
% of FP17s Relating to Continuations	22	6,066	0.4%	0.7%	0.8%	0.8%
% of Patients satisfied with the dentistry they have received	10	10	100.0%	94.3%	93.2%	93.5%
% of Patients satisfied with the time they had to wait for an appointment	9	10	90.0%	88.6%	88.5%	87.4%

* This is based on patients treated on this contract for their most recent course of treatment.

Figures in italics indicate the base number of FP17s or Patient Questionnaire responses are less than 100. N/A is shown where the base number of responses is less than 10 during the period. % is calculated as Quantity/Base number*100

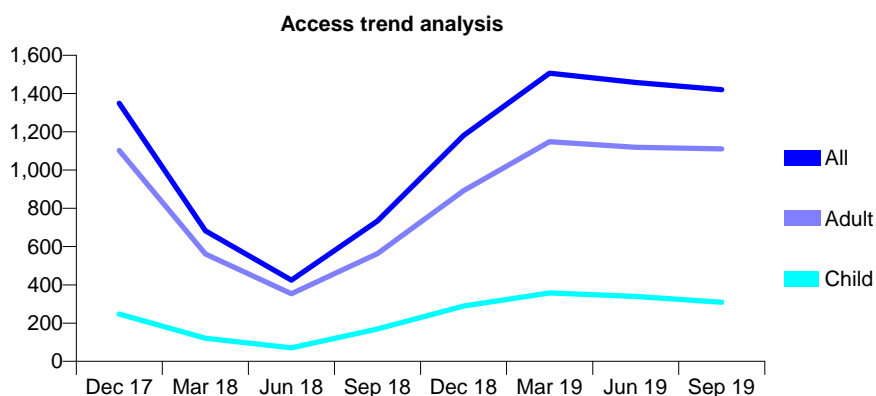
Q57 - Vital Signs At a Glance Contract Report for 972932/0001 - September 2019

Name or company name	West Mersea Dental Practice
Contract type name	GDS Contract
Purpose of contract	General
Contract start date	01/08/2013
Contract end date	

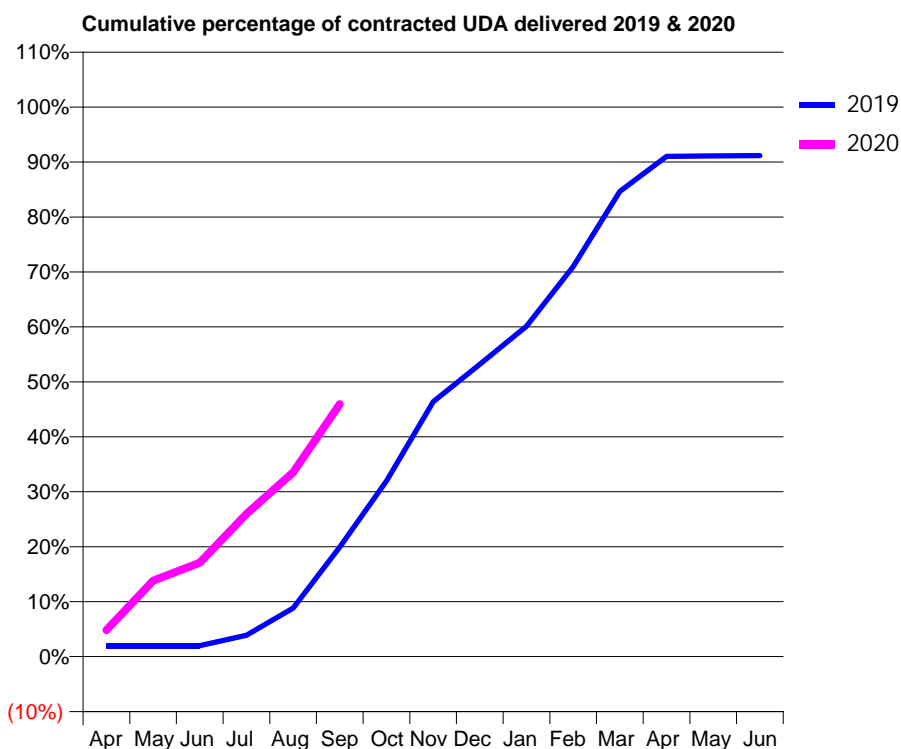
19/20 Contracted general activity (UDA)	3,282
Carry forward general activity (UDA)	0
19/20 Contracted orthodontic activity (UOA)	0
Carry forward orthodontic activity (UOA)	0
Baseline contract value	£83,072.20

ACCESS*

Patients seen in 24 months	Total	Change since previous quarter
Quarter ending September 2018	734	
Quarter ending December 2018	1,181	↑
Quarter ending March 2019	1,506	↑
Quarter ending June 2019	1,458	↓
Quarter ending September 2019	1,420	↓
Variance since September 2018	93.5%	↑



ACTIVITY



Month	Adjusted Scheduled Activity (UDA)	
	2019	2020
April	66	158
May	66	454
June	66	560
July	128	852
August	291	1,101
September	654	1,508
October	1,049	
November	1,523	
December	1,746	
January	1,973	
February	2,330	
March	2,777	
April	2,987	
May	2,991	
June	2,992	

QUALITY

	Quantity	Base Number	Contract	AT	Region	England
% of FP17s for the same patient ID Re-attending within 3 months - Children	8	233	3.4%	9.4%	11.3%	11.5%
% of FP17s for the same patient ID Re-attending within 3 months - Adults	56	785	7.1%	14.0%	14.7%	15.4%
% of FP17s for the same patient ID Re-attending between 3 & 9 months - Children	102	233	43.8%	57.4%	60.8%	59.7%
% of FP17s for the same patient ID Re-attending between 3 & 9 months - Adults	327	785	41.7%	51.1%	52.8%	51.7%
% of FP17s for Band 1 Urgent Courses	76	915	8.3%	8.8%	8.2%	9.2%
% of FP17s Relating to Free Repair or Replacements	0	915	0.0%	0.7%	0.7%	0.7%
% of FP17s Relating to Continuations	0	915	0.0%	0.7%	0.8%	0.8%
% of Patients satisfied with the dentistry they have received	0	0	N/A	94.3%	93.2%	93.5%
% of Patients satisfied with the time they had to wait for an appointment	0	0	N/A	88.6%	88.5%	87.4%

* This is based on patients treated on this contract for their most recent course of treatment. Figures in italics indicate the base number of FP17s or Patient Questionnaire responses are less than 100. N/A is shown where the base number of responses is less than 10 during the period. % is calculated as Quantity/Base number*100

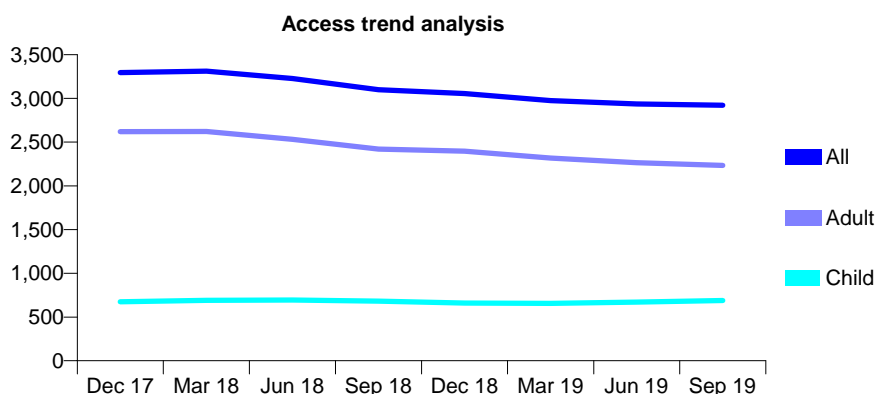
Q57 - Vital Signs At a Glance Contract Report for 991163/0001 - September 2019

Name or company name	MR S DITTA
Contract type name	GDS Contract
Purpose of contract	General
Contract start date	01/12/2014
Contract end date	

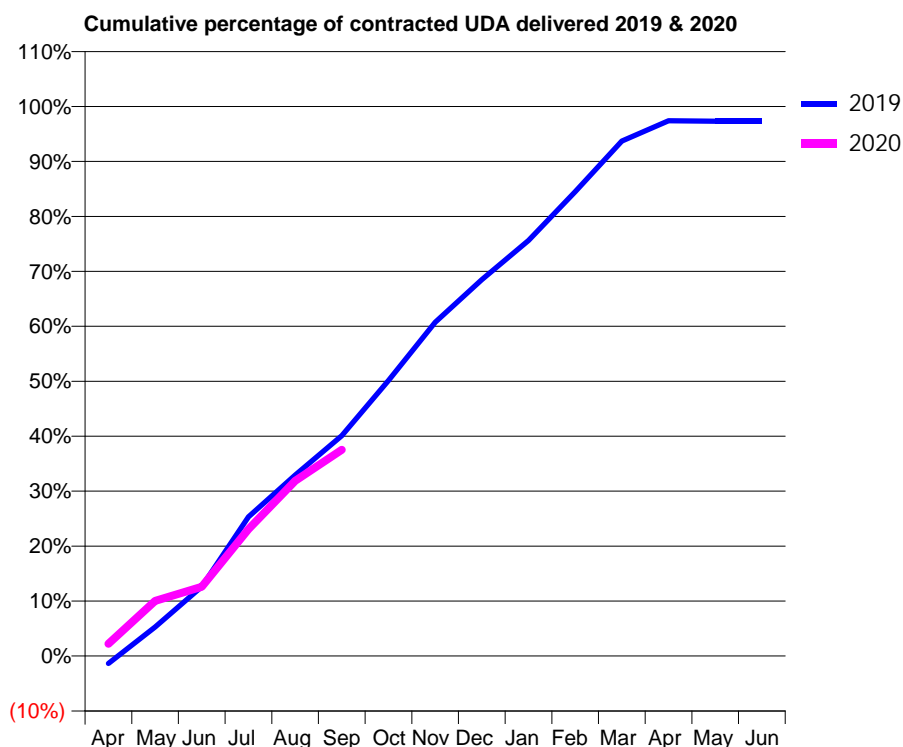
19/20 Contracted general activity (UDA)	9,500
Carry forward general activity (UDA)	256
19/20 Contracted orthodontic activity (UOA)	0
Carry forward orthodontic activity (UOA)	0
Baseline contract value	£235,176.61

ACCESS*

Patients seen in 24 months	Total	Change since previous quarter
Quarter ending September 2018	3,100	
Quarter ending December 2018	3,056	↓
Quarter ending March 2019	2,975	↓
Quarter ending June 2019	2,937	↓
Quarter ending September 2019	2,921	→
Variance since September 2018	(5.8%)	↓



ACTIVITY



Month	Adjusted Scheduled Activity (UDA)	
	2019	2020
April	-131	213
May	500	953
June	1,200	1,199
July	2,407	2,194
August	3,126	3,028
September	3,809	3,565
October	4,765	
November	5,769	
December	6,506	
January	7,183	
February	8,029	
March	8,903	
April	9,253	
May	9,244	
June	9,244	

QUALITY

	Quantity	Base Number	Contract	AT	Region	England
% of FP17s for the same patient ID Re-attending within 3 months - Children	13	443	2.9%	9.4%	11.3%	11.5%
% of FP17s for the same patient ID Re-attending within 3 months - Adults	77	1,359	5.7%	14.0%	14.7%	15.4%
% of FP17s for the same patient ID Re-attending between 3 & 9 months - Children	226	443	51.0%	57.4%	60.8%	59.7%
% of FP17s for the same patient ID Re-attending between 3 & 9 months - Adults	799	1,359	58.8%	51.1%	52.8%	51.7%
% of FP17s for Band 1 Urgent Courses	67	1,671	4.0%	8.8%	8.2%	9.2%
% of FP17s Relating to Free Repair or Replacements	11	1,671	0.7%	0.7%	0.7%	0.7%
% of FP17s Relating to Continuations	3	1,671	0.2%	0.7%	0.8%	0.8%
% of Patients satisfied with the dentistry they have received	2	2	N/A	94.3%	93.2%	93.5%
% of Patients satisfied with the time they had to wait for an appointment	2	2	N/A	88.6%	88.5%	87.4%

* This is based on patients treated on this contract for their most recent course of treatment. Figures in italics indicate the base number of FP17s or Patient Questionnaire responses are less than 100. N/A is shown where the base number of responses is less than 10 during the period. % is calculated as Quantity/Base number*100

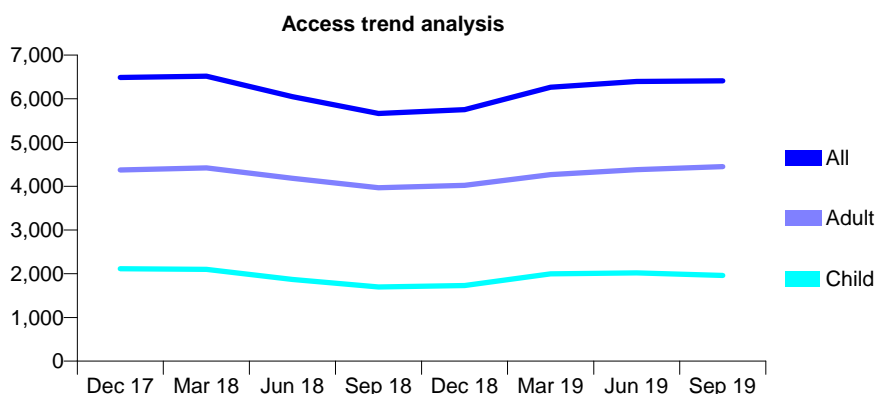
Q57 - Vital Signs At a Glance Contract Report for 993662/0001 - September 2019

Name or company name	MRS JA JORDAN
Contract type name	GDS Contract
Purpose of contract	General
Contract start date	01/04/2006
Contract end date	

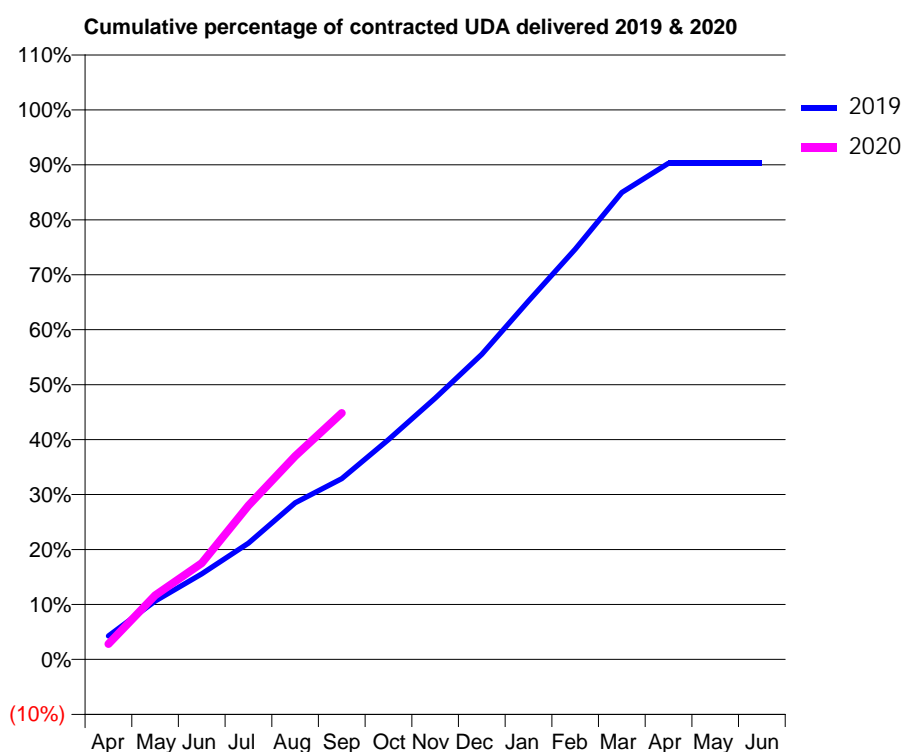
19/20 Contracted general activity (UDA)	13,700
Carry forward general activity (UDA)	0
19/20 Contracted orthodontic activity (UOA)	0
Carry forward orthodontic activity (UOA)	0
Baseline contract value	£413,557.18

ACCESS*

Patients seen in 24 months	Total	Change since previous quarter
Quarter ending September 2018	5,664	
Quarter ending December 2018	5,752	→
Quarter ending March 2019	6,262	↑
Quarter ending June 2019	6,396	↑
Quarter ending September 2019	6,409	→
Variance since September 2018	13.2%	↑



ACTIVITY



Month	Adjusted Scheduled Activity (UDA)	
	2019	2020
April	582	386
May	1,456	1,599
June	2,134	2,402
July	2,900	3,838
August	3,905	5,069
September	4,505	6,142
October	5,479	
November	6,515	
December	7,604	
January	8,935	
February	10,228	
March	11,640	
April	12,370	
May	12,370	
June	12,370	

QUALITY

	Quantity	Base Number	Contract	AT	Region	England
% of FP17s for the same patient ID Re-attending within 3 months - Children	69	1,467	4.7%	9.4%	11.3%	11.5%
% of FP17s for the same patient ID Re-attending within 3 months - Adults	322	2,690	12.0%	14.0%	14.7%	15.4%
% of FP17s for the same patient ID Re-attending between 3 & 9 months - Children	750	1,467	51.1%	57.4%	60.8%	59.7%
% of FP17s for the same patient ID Re-attending between 3 & 9 months - Adults	1,070	2,690	39.8%	51.1%	52.8%	51.7%
% of FP17s for Band 1 Urgent Courses	326	3,815	8.5%	8.8%	8.2%	9.2%
% of FP17s Relating to Free Repair or Replacements	25	3,815	0.7%	0.7%	0.7%	0.7%
% of FP17s Relating to Continuations	11	3,815	0.3%	0.7%	0.8%	0.8%
% of Patients satisfied with the dentistry they have received	0	0	N/A	94.3%	93.2%	93.5%
% of Patients satisfied with the time they had to wait for an appointment	0	0	N/A	88.6%	88.5%	87.4%

* This is based on patients treated on this contract for their most recent course of treatment. Figures in italics indicate the base number of FP17s or Patient Questionnaire responses are less than 100. N/A is shown where the base number of responses is less than 10 during the period. % is calculated as Quantity/Base number*100

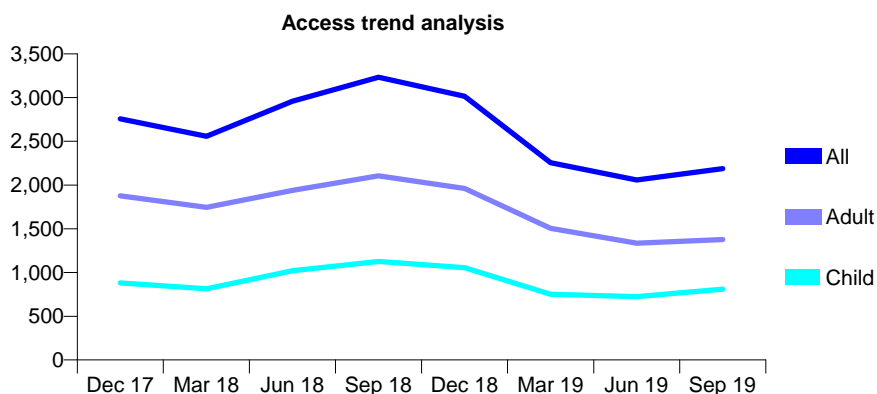
Q57 - Vital Signs At a Glance Contract Report for 993662/0002 - September 2019

Name or company name	MRS JA JORDAN
Contract type name	GDS Contract
Purpose of contract	General
Contract start date	01/04/2006
Contract end date	

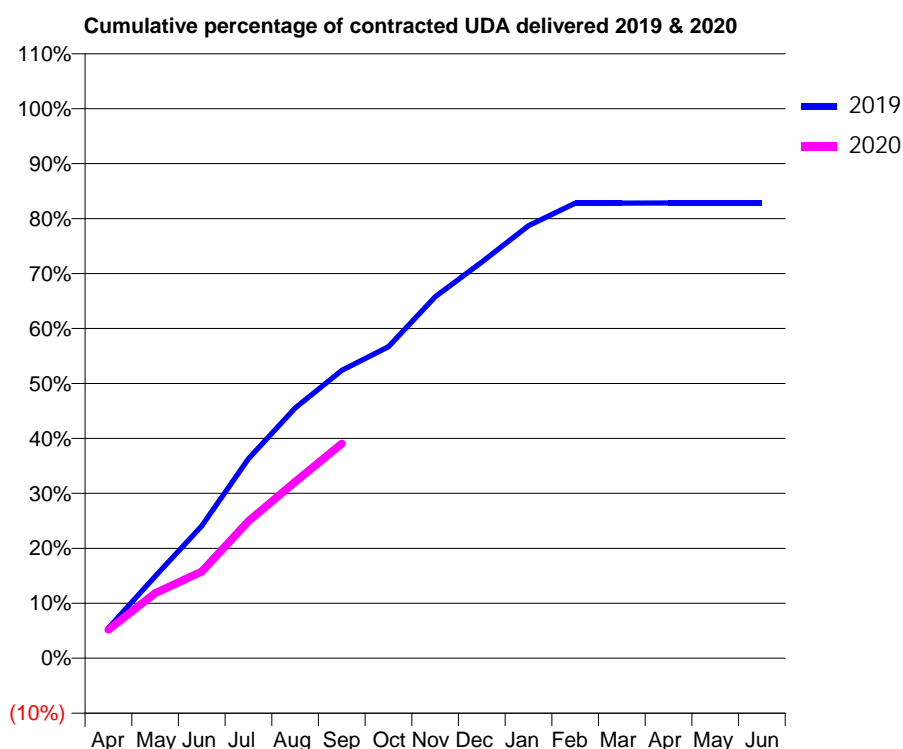
19/20 Contracted general activity (UDA)	6,000
Carry forward general activity (UDA)	0
19/20 Contracted orthodontic activity (UOA)	0
Carry forward orthodontic activity (UOA)	0
Baseline contract value	£153,760.10

ACCESS*

Patients seen in 24 months	Total	Change since previous quarter
Quarter ending September 2018	3,232	
Quarter ending December 2018	3,015	↓
Quarter ending March 2019	2,257	↓
Quarter ending June 2019	2,058	↓
Quarter ending September 2019	2,188	↑
Variance since September 2018	(32.3%)	↓



ACTIVITY



Month	2019	2020
April	330	313
May	894	710
June	1,445	946
July	2,177	1,496
August	2,732	1,927
September	3,143	2,342
October	3,402	
November	3,947	
December	4,325	
January	4,723	
February	4,968	
March	4,969	
April	4,970	
May	4,970	
June	4,970	

QUALITY

	Quantity	Base Number	Contract	AT	Region	England
% of FP17s for the same patient ID Re-attending within 3 months - Children	26	679	3.8%	9.4%	11.3%	11.5%
% of FP17s for the same patient ID Re-attending within 3 months - Adults	78	861	9.1%	14.0%	14.7%	15.4%
% of FP17s for the same patient ID Re-attending between 3 & 9 months - Children	279	679	41.1%	57.4%	60.8%	59.7%
% of FP17s for the same patient ID Re-attending between 3 & 9 months - Adults	312	861	36.2%	51.1%	52.8%	51.7%
% of FP17s for Band 1 Urgent Courses	168	1,537	10.9%	8.8%	8.2%	9.2%
% of FP17s Relating to Free Repair or Replacements	0	1,537	0.0%	0.7%	0.7%	0.7%
% of FP17s Relating to Continuations	3	1,537	0.2%	0.7%	0.8%	0.8%
% of Patients satisfied with the dentistry they have received	1	1	N/A	94.3%	93.2%	93.5%
% of Patients satisfied with the time they had to wait for an appointment	0	1	N/A	88.6%	88.5%	87.4%

* This is based on patients treated on this contract for their most recent course of treatment.

Figures in italics indicate the base number of FP17s or Patient Questionnaire responses are less than 100. N/A is shown where the base number of responses is less than 10 during the period. % is calculated as Quantity/Base number*100

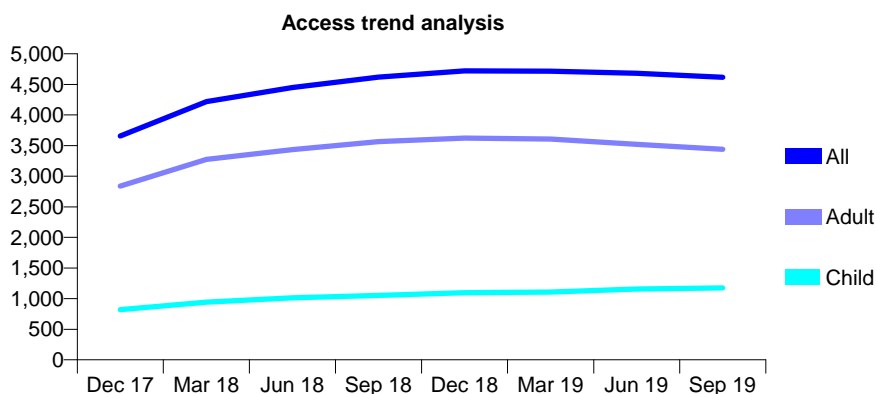
Q58 - Vital Signs At a Glance Contract Report for 100039/0000 - September 2019

Name or company name	Damira Dental Studios Ltd
Contract type name	PDS Contract
Purpose of contract	General
Contract start date	01/04/2016
Contract end date	31/03/2021

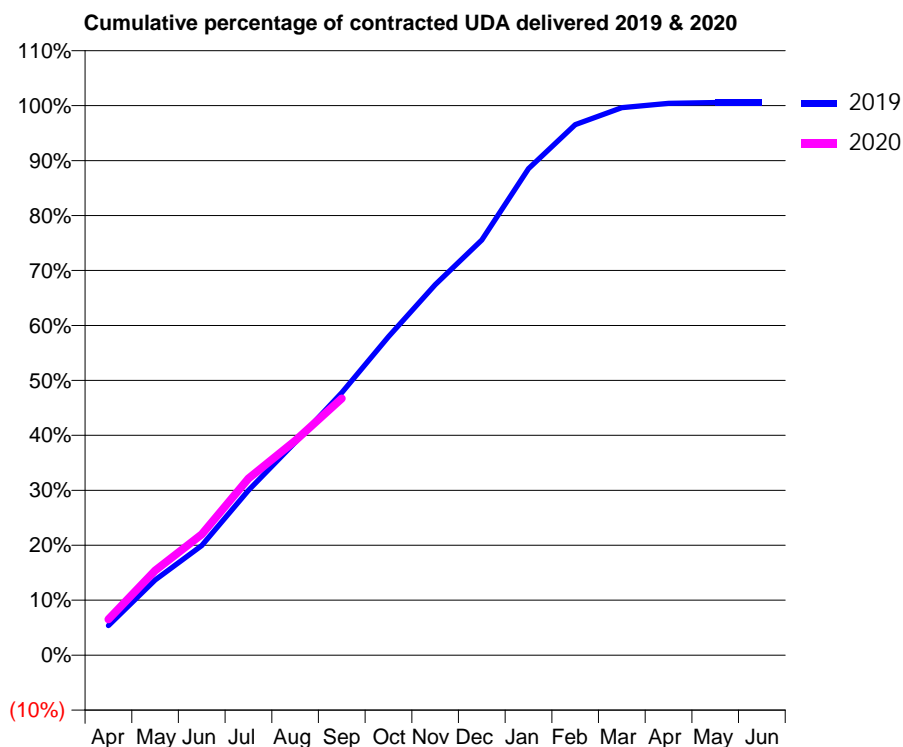
19/20 Contracted general activity (UDA)	10,255
Carry forward general activity (UDA)	0
19/20 Contracted orthodontic activity (UOA)	0
Carry forward orthodontic activity (UOA)	0
Baseline contract value	£266,687.34

ACCESS*

Patients seen in 24 months	Total	Change since previous quarter
Quarter ending September 2018	4,619	
Quarter ending December 2018	4,720	↑
Quarter ending March 2019	4,715	→
Quarter ending June 2019	4,681	→
Quarter ending September 2019	4,617	↓
Variance since September 2018	(0.0%)	→



ACTIVITY



Month	Adjusted Scheduled Activity (UDA)	
	2019	2020
April	554	669
May	1,402	1,579
June	2,048	2,252
July	3,075	3,295
August	3,969	4,004
September	4,897	4,790
October	5,941	
November	6,911	
December	7,745	
January	9,080	
February	9,902	
March	10,217	
April	10,298	
May	10,310	
June	10,311	

QUALITY

	Quantity	Base Number	Contract	AT	Region	England
% of FP17s for the same patient ID Re-attending within 3 months - Children	30	863	3.5%	10.9%	11.3%	11.5%
% of FP17s for the same patient ID Re-attending within 3 months - Adults	195	1,903	10.2%	14.3%	14.7%	15.4%
% of FP17s for the same patient ID Re-attending between 3 & 9 months - Children	481	863	55.7%	59.1%	60.8%	59.7%
% of FP17s for the same patient ID Re-attending between 3 & 9 months - Adults	938	1,903	49.3%	49.6%	52.8%	51.7%
% of FP17s for Band 1 Urgent Courses	266	2,730	9.7%	8.8%	8.2%	9.2%
% of FP17s Relating to Free Repair or Replacements	6	2,730	0.2%	0.6%	0.7%	0.7%
% of FP17s Relating to Continuations	3	2,730	0.1%	0.7%	0.8%	0.8%
% of Patients satisfied with the dentistry they have received	2	2	N/A	93.8%	93.2%	93.5%
% of Patients satisfied with the time they had to wait for an appointment	2	2	N/A	88.4%	88.5%	87.4%

* This is based on patients treated on this contract for their most recent course of treatment. Figures in italics indicate the base number of FP17s or Patient Questionnaire responses are less than 100. N/A is shown where the base number of responses is less than 10 during the period. % is calculated as Quantity/Base number*100

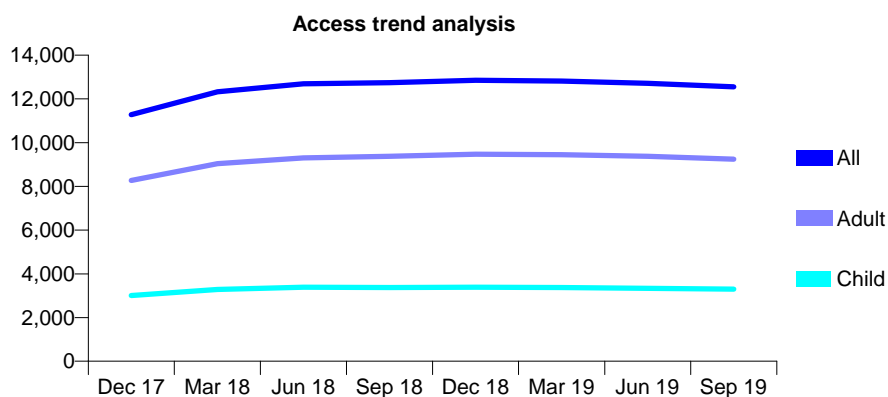
Q58 - Vital Signs At a Glance Contract Report for 100041/0000 - September 2019

Name or company name	2:30 Ltd
Contract type name	GDS Contract
Purpose of contract	General and Orthodontic
Contract start date	01/04/2016
Contract end date	

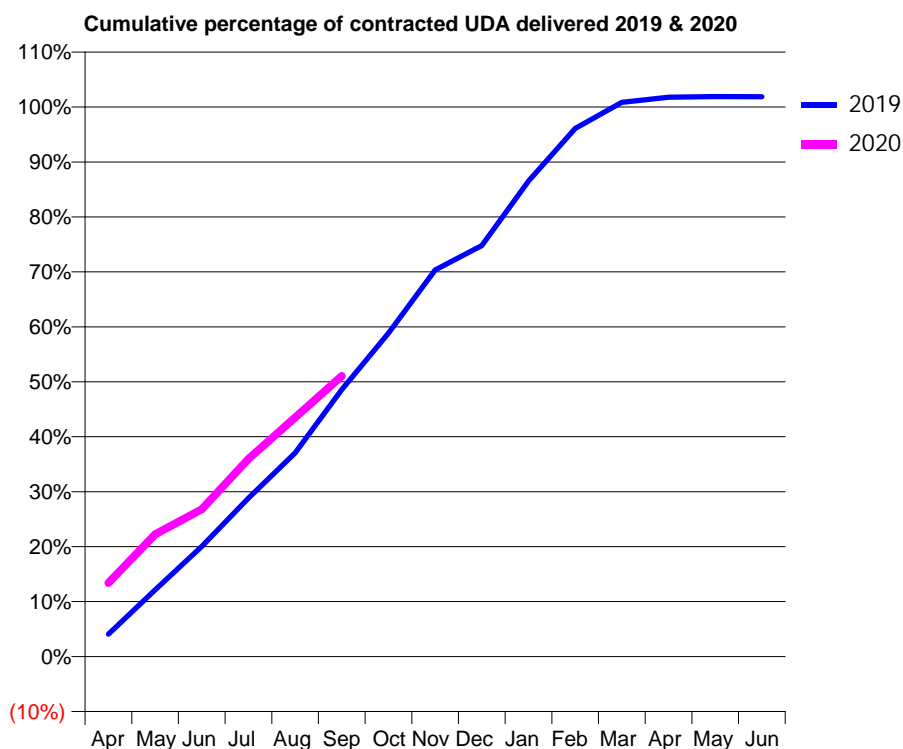
19/20 Contracted general activity (UDA)	31,550
Carry forward general activity (UDA)	-583
19/20 Contracted orthodontic activity (UOA)	785
Carry forward orthodontic activity (UOA)	-15
Baseline contract value	£965,110.81

ACCESS*

Patients seen in 24 months	Total	Change since previous quarter
Quarter ending September 2018	12,745	
Quarter ending December 2018	12,854	→
Quarter ending March 2019	12,815	→
Quarter ending June 2019	12,714	→
Quarter ending September 2019	12,550	↓
Variance since September 2018	(1.5%)	↓



ACTIVITY



Month	Adjusted Scheduled Activity (UDA)	
	2019	2020
April	1,293	4,226
May	3,833	7,019
June	6,324	8,448
July	9,099	11,342
August	11,695	13,725
September	15,326	16,105
October	18,569	
November	22,202	
December	23,593	
January	27,298	
February	30,319	
March	31,815	
April	32,117	
May	32,143	
June	32,134	

QUALITY

	Quantity	Base Number	Contract	AT	Region	England
% of FP17s for the same patient ID Re-attending within 3 months - Children	177	2,272	7.8%	10.9%	11.3%	11.5%
% of FP17s for the same patient ID Re-attending within 3 months - Adults	678	5,301	12.8%	14.3%	14.7%	15.4%
% of FP17s for the same patient ID Re-attending between 3 & 9 months - Children	1,288	2,272	56.7%	59.1%	60.8%	59.7%
% of FP17s for the same patient ID Re-attending between 3 & 9 months - Adults	2,780	5,301	52.4%	49.6%	52.8%	51.7%
% of FP17s for Band 1 Urgent Courses	645	7,460	8.6%	8.8%	8.2%	9.2%
% of FP17s Relating to Free Repair or Replacements	77	7,460	1.0%	0.6%	0.7%	0.7%
% of FP17s Relating to Continuations	47	7,460	0.6%	0.7%	0.8%	0.8%
% of Patients satisfied with the dentistry they have received	2	2	N/A	93.8%	93.2%	93.5%
% of Patients satisfied with the time they had to wait for an appointment	2	2	N/A	88.4%	88.5%	87.4%

* This is based on patients treated on this contract for their most recent course of treatment. Figures in italics indicate the base number of FP17s or Patient Questionnaire responses are less than 100. N/A is shown where the base number of responses is less than 10 during the period. % is calculated as Quantity/Base number*100

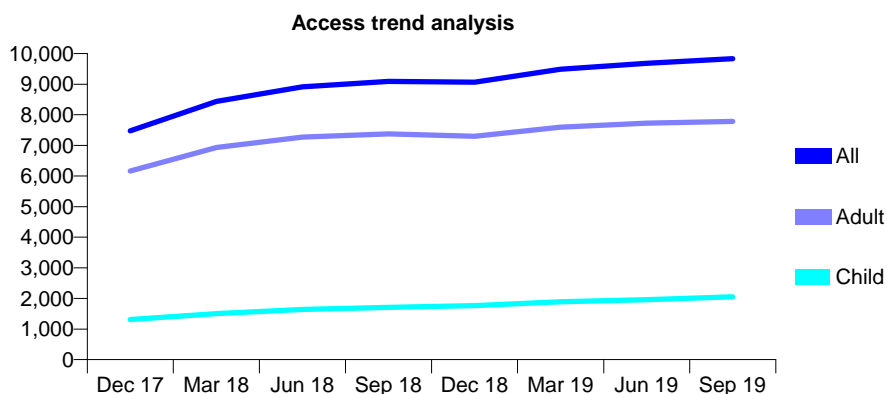
Q58 - Vital Signs At a Glance Contract Report for 100079/0000 - September 2019

Name or company name	Rodericks Dental Limited
Contract type name	GDS Contract
Purpose of contract	General
Contract start date	01/04/2016
Contract end date	

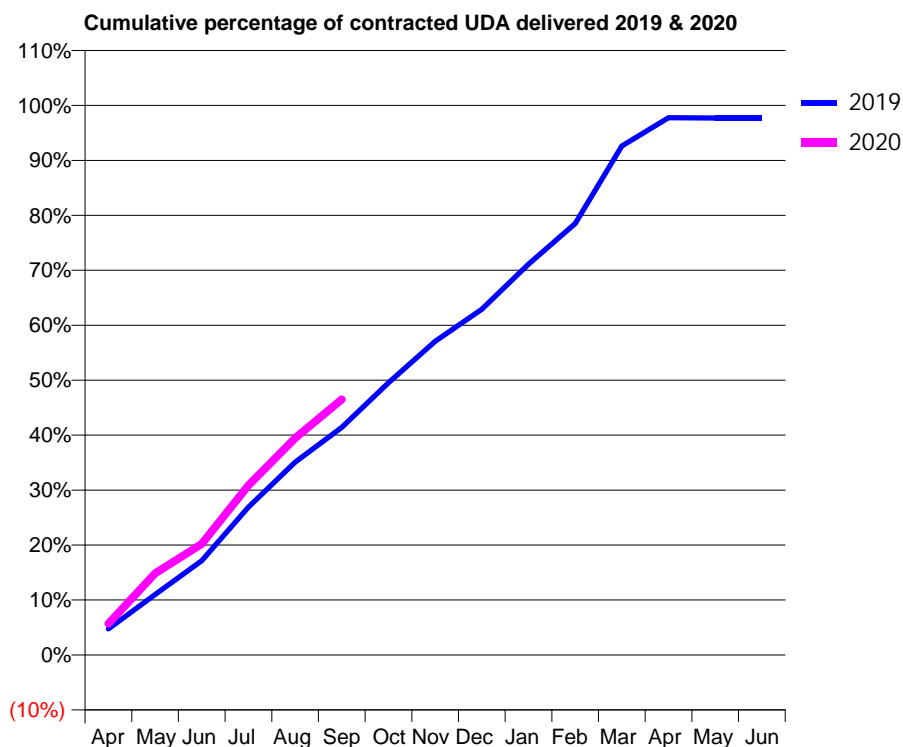
19/20 Contracted general activity (UDA)	25,000
Carry forward general activity (UDA)	0
19/20 Contracted orthodontic activity (UOA)	0
Carry forward orthodontic activity (UOA)	0
Baseline contract value	£653,211.67

ACCESS*

Patients seen in 24 months	Total	Change since previous quarter
Quarter ending September 2018	9,092	
Quarter ending December 2018	9,066	→
Quarter ending March 2019	9,489	↑
Quarter ending June 2019	9,685	↑
Quarter ending September 2019	9,838	→
Variance since September 2018	8.2%	↑



ACTIVITY



Adjusted Scheduled Activity (UDA)		
Month	2019	2020
April	1,185	1,429
May	2,748	3,716
June	4,285	5,049
July	6,723	7,717
August	8,772	9,860
September	10,353	11,627
October	12,388	
November	14,266	
December	15,722	
January	17,776	
February	19,629	
March	23,147	
April	24,438	
May	24,422	
June	24,424	

QUALITY

	Quantity	Base Number	Contract	AT	Region	England
% of FP17s for the same patient ID Re-attending within 3 months - Children	145	1,402	10.3%	10.9%	11.3%	11.5%
% of FP17s for the same patient ID Re-attending within 3 months - Adults	791	4,463	17.7%	14.3%	14.7%	15.4%
% of FP17s for the same patient ID Re-attending between 3 & 9 months - Children	625	1,402	44.6%	59.1%	60.8%	59.7%
% of FP17s for the same patient ID Re-attending between 3 & 9 months - Adults	1,300	4,463	29.1%	49.6%	52.8%	51.7%
% of FP17s for Band 1 Urgent Courses	1,728	5,377	32.1%	8.8%	8.2%	9.2%
% of FP17s Relating to Free Repair or Replacements	34	5,377	0.6%	0.6%	0.7%	0.7%
% of FP17s Relating to Continuations	3	5,377	0.1%	0.7%	0.8%	0.8%
% of Patients satisfied with the dentistry they have received	0	0	N/A	93.8%	93.2%	93.5%
% of Patients satisfied with the time they had to wait for an appointment	0	0	N/A	88.4%	88.5%	87.4%

* This is based on patients treated on this contract for their most recent course of treatment.

Figures in italics indicate the base number of FP17s or Patient Questionnaire responses are less than 100. N/A is shown where the base number of responses is less than 10 during the period. % is calculated as Quantity/Base number*100

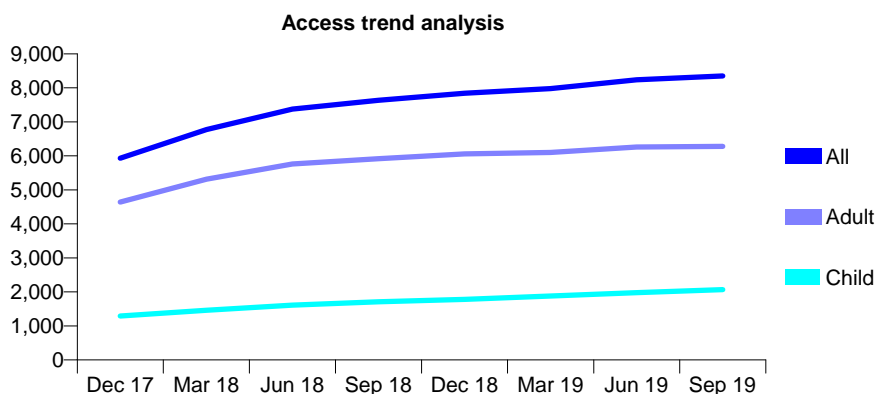
Q58 - Vital Signs At a Glance Contract Report for 100081/0000 - September 2019

Name or company name	Rodericks Dental Limited
Contract type name	GDS Contract
Purpose of contract	General
Contract start date	01/04/2016
Contract end date	

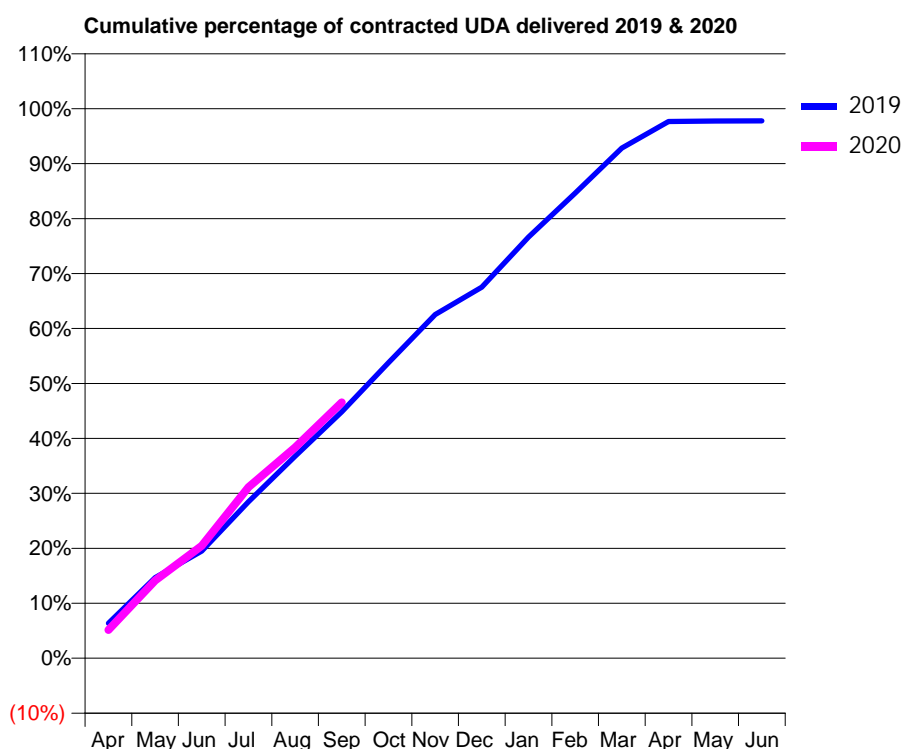
19/20 Contracted general activity (UDA)	25,000
Carry forward general activity (UDA)	0
19/20 Contracted orthodontic activity (UOA)	0
Carry forward orthodontic activity (UOA)	0
Baseline contract value	£638,704.25

ACCESS*

Patients seen in 24 months	Total	Change since previous quarter
Quarter ending September 2018	7,632	
Quarter ending December 2018	7,841	↑
Quarter ending March 2019	7,980	→
Quarter ending June 2019	8,239	↑
Quarter ending September 2019	8,351	→
Variance since September 2018	9.4%	↑



ACTIVITY



Month	2019	2020
April	1,595	1,290
May	3,669	3,532
June	4,872	5,118
July	7,121	7,779
August	9,196	9,595
September	11,208	11,642
October	13,449	
November	15,637	
December	16,879	
January	19,163	
February	21,166	
March	23,208	
April	24,415	
May	24,441	
June	24,446	

QUALITY

	Quantity	Base Number	Contract	AT	Region	England
% of FP17s for the same patient ID Re-attending within 3 months - Children	107	1,403	7.6%	10.9%	11.3%	11.5%
% of FP17s for the same patient ID Re-attending within 3 months - Adults	578	3,452	16.7%	14.3%	14.7%	15.4%
% of FP17s for the same patient ID Re-attending between 3 & 9 months - Children	546	1,403	38.9%	59.1%	60.8%	59.7%
% of FP17s for the same patient ID Re-attending between 3 & 9 months - Adults	749	3,452	21.7%	49.6%	52.8%	51.7%
% of FP17s for Band 1 Urgent Courses	1,535	4,423	34.7%	8.8%	8.2%	9.2%
% of FP17s Relating to Free Repair or Replacements	10	4,423	0.2%	0.6%	0.7%	0.7%
% of FP17s Relating to Continuations	15	4,423	0.3%	0.7%	0.8%	0.8%
% of Patients satisfied with the dentistry they have received	0	0	N/A	93.8%	93.2%	93.5%
% of Patients satisfied with the time they had to wait for an appointment	0	0	N/A	88.4%	88.5%	87.4%

* This is based on patients treated on this contract for their most recent course of treatment.

Figures in italics indicate the base number of FP17s or Patient Questionnaire responses are less than 100. N/A is shown where the base number of responses is less than 10 during the period. % is calculated as Quantity/Base number*100

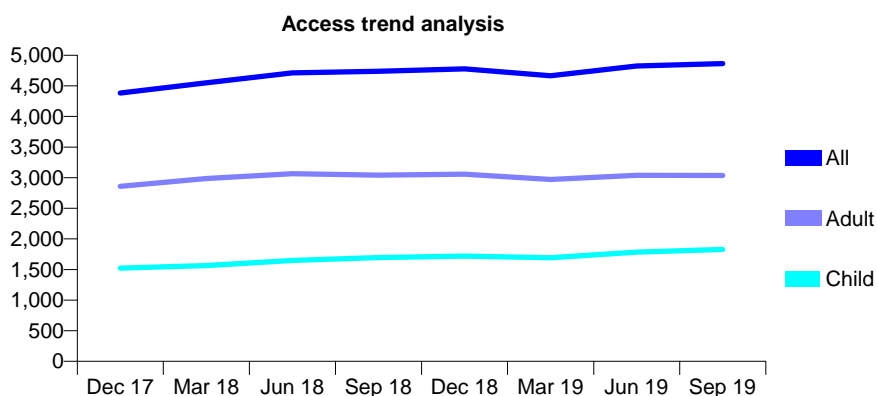
Q58 - Vital Signs At a Glance Contract Report for 10082/0000 - September 2019

Name or company name	Rodericks Dental Limited
Contract type name	GDS Contract
Purpose of contract	General
Contract start date	01/04/2016
Contract end date	

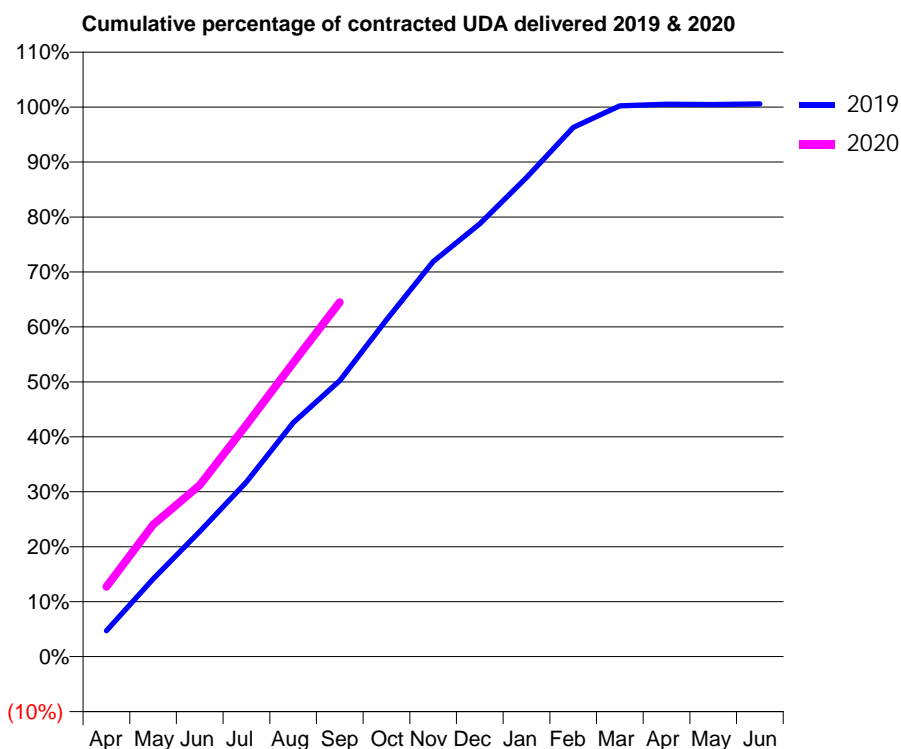
19/20 Contracted general activity (UDA)	14,000
Carry forward general activity (UDA)	0
19/20 Contracted orthodontic activity (UOA)	0
Carry forward orthodontic activity (UOA)	0
Baseline contract value	£374,550.79

ACCESS*

Patients seen in 24 months	Total	Change since previous quarter
Quarter ending September 2018	4,739	
Quarter ending December 2018	4,779	→
Quarter ending March 2019	4,665	↓
Quarter ending June 2019	4,824	↑
Quarter ending September 2019	4,863	→
Variance since September 2018	2.6%	↑



ACTIVITY



Month	Adjusted Scheduled Activity (UDA)	
	2019	2020
April	657	1,779
May	1,980	3,361
June	3,188	4,372
July	4,451	5,906
August	5,961	7,484
September	7,031	9,030
October	8,579	
November	10,066	
December	11,025	
January	12,207	
February	13,480	
March	14,033	
April	14,075	
May	14,064	
June	14,079	

QUALITY

	Quantity	Base Number	Contract	AT	Region	England
% of FP17s for the same patient ID Re-attending within 3 months - Children	206	1,781	11.6%	10.9%	11.3%	11.5%
% of FP17s for the same patient ID Re-attending within 3 months - Adults	408	2,280	17.9%	14.3%	14.7%	15.4%
% of FP17s for the same patient ID Re-attending between 3 & 9 months - Children	967	1,781	54.3%	59.1%	60.8%	59.7%
% of FP17s for the same patient ID Re-attending between 3 & 9 months - Adults	1,014	2,280	44.5%	49.6%	52.8%	51.7%
% of FP17s for Band 1 Urgent Courses	349	4,040	8.6%	8.8%	8.2%	9.2%
% of FP17s Relating to Free Repair or Replacements	30	4,040	0.7%	0.6%	0.7%	0.7%
% of FP17s Relating to Continuations	0	4,040	0.0%	0.7%	0.8%	0.8%
% of Patients satisfied with the dentistry they have received	1	1	N/A	93.8%	93.2%	93.5%
% of Patients satisfied with the time they had to wait for an appointment	1	1	N/A	88.4%	88.5%	87.4%

* This is based on patients treated on this contract for their most recent course of treatment. Figures in italics indicate the base number of FP17s or Patient Questionnaire responses are less than 100. N/A is shown where the base number of responses is less than 10 during the period. % is calculated as Quantity/Base number*100

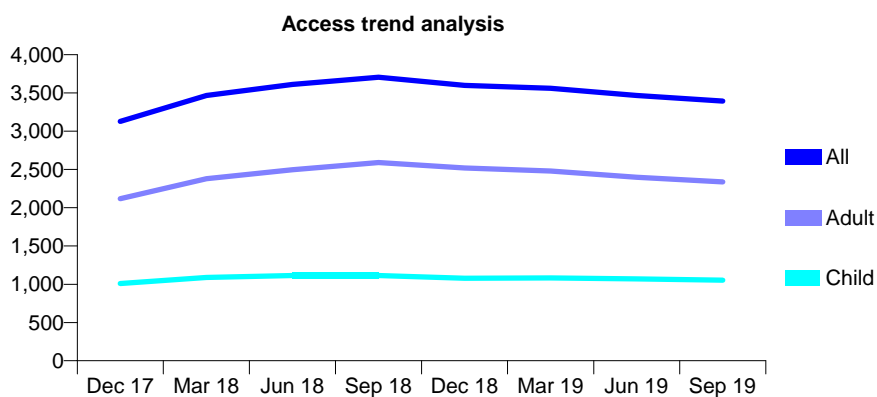
Q58 - Vital Signs At a Glance Contract Report for 100232/0000 - September 2019

Name or company name	Mr R Naidoo and Mrs S Naidoo
Contract type name	GDS Contract
Purpose of contract	General
Contract start date	01/11/2016
Contract end date	

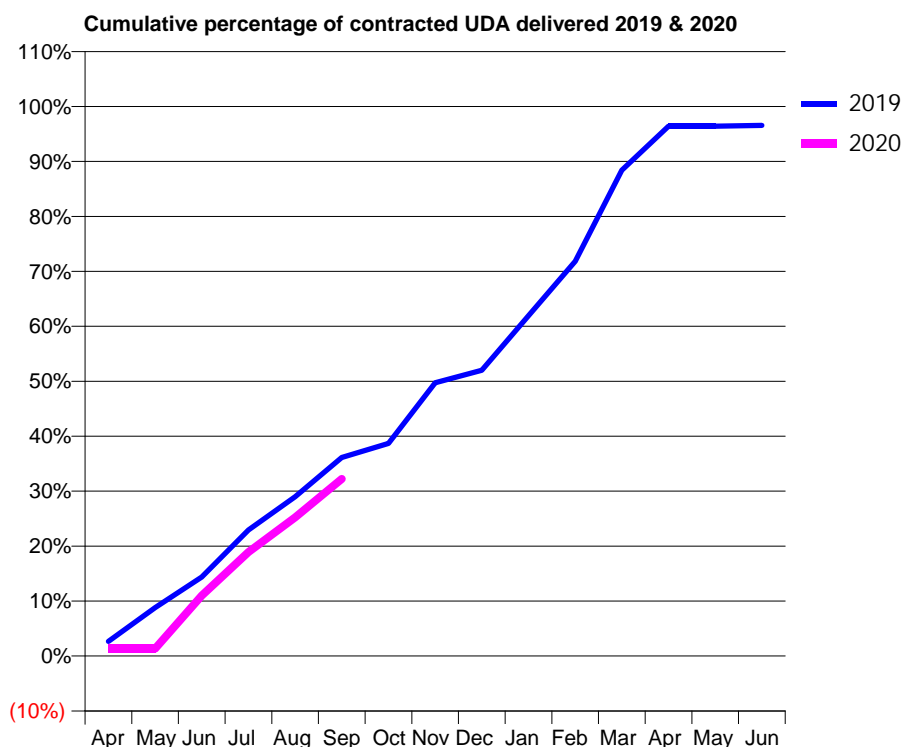
19/20 Contracted general activity (UDA)	7,404
Carry forward general activity (UDA)	0
19/20 Contracted orthodontic activity (UOA)	0
Carry forward orthodontic activity (UOA)	0
Baseline contract value	£195,361.43

ACCESS*

Patients seen in 24 months	Total	Change since previous quarter
Quarter ending September 2018	3,704	
Quarter ending December 2018	3,598	↓
Quarter ending March 2019	3,561	↓
Quarter ending June 2019	3,467	↓
Quarter ending September 2019	3,392	↓
Variance since September 2018	(8.4%)	↓



ACTIVITY



Month	Adjusted Scheduled Activity (UDA)	
	2019	2020
April	199	99
May	653	99
June	1,064	814
July	1,698	1,400
August	2,146	1,869
September	2,675	2,386
October	2,864	
November	3,683	
December	3,849	
January	4,586	
February	5,320	
March	6,545	
April	7,138	
May	7,138	
June	7,148	

QUALITY

	Quantity	Base Number	Contract	AT	Region	England
% of FP17s for the same patient ID Re-attending within 3 months - Children	54	559	9.7%	10.9%	11.3%	11.5%
% of FP17s for the same patient ID Re-attending within 3 months - Adults	180	1,062	16.9%	14.3%	14.7%	15.4%
% of FP17s for the same patient ID Re-attending between 3 & 9 months - Children	219	559	39.2%	59.1%	60.8%	59.7%
% of FP17s for the same patient ID Re-attending between 3 & 9 months - Adults	349	1,062	32.9%	49.6%	52.8%	51.7%
% of FP17s for Band 1 Urgent Courses	58	1,159	5.0%	8.8%	8.2%	9.2%
% of FP17s Relating to Free Repair or Replacements	7	1,159	0.6%	0.6%	0.7%	0.7%
% of FP17s Relating to Continuations	0	1,159	0.0%	0.7%	0.8%	0.8%
% of Patients satisfied with the dentistry they have received	0	0	N/A	93.8%	93.2%	93.5%
% of Patients satisfied with the time they had to wait for an appointment	0	0	N/A	88.4%	88.5%	87.4%

* This is based on patients treated on this contract for their most recent course of treatment. Figures in italics indicate the base number of FP17s or Patient Questionnaire responses are less than 100. N/A is shown where the base number of responses is less than 10 during the period. % is calculated as Quantity/Base number*100

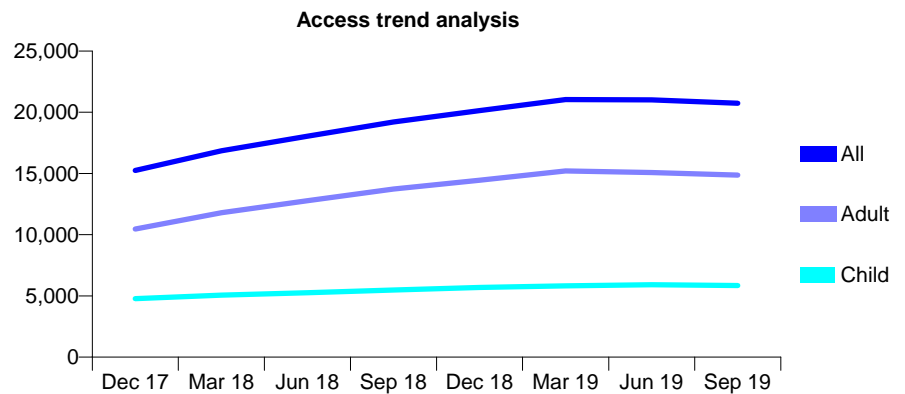
Q58 - Vital Signs At a Glance Contract Report for 100345/0000 - September 2019

Name or company name	Oradi Ltd.
Contract type name	GDS Contract
Purpose of contract	General
Contract start date	01/04/2017
Contract end date	

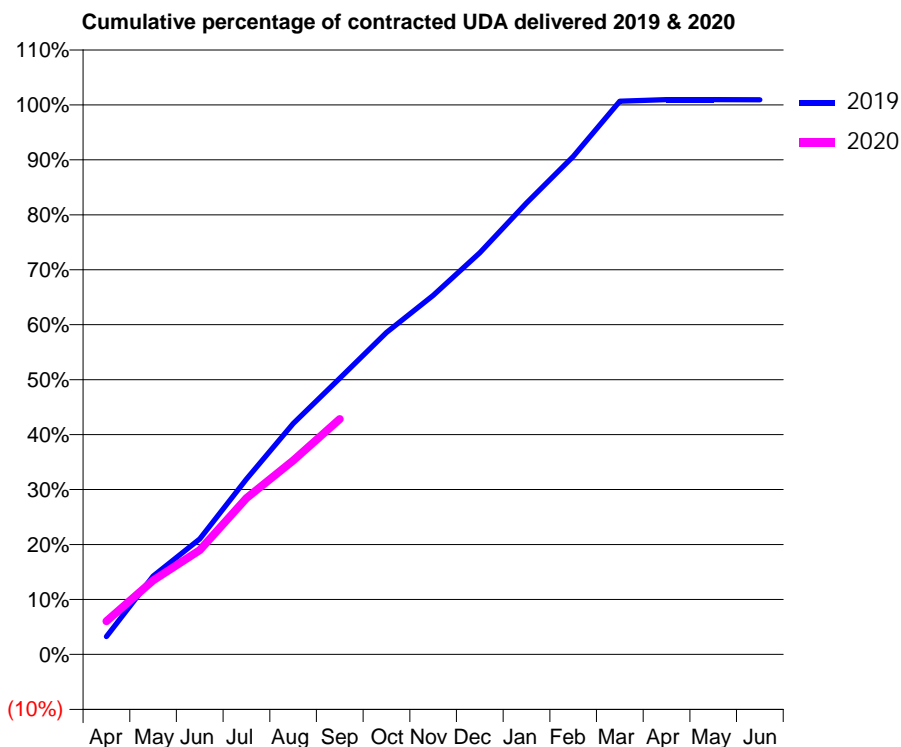
19/20 Contracted general activity (UDA)	52,783
Carry forward general activity (UDA)	-487
19/20 Contracted orthodontic activity (UOA)	0
Carry forward orthodontic activity (UOA)	0
Baseline contract value	£1,335,579.20

ACCESS*

Patients seen in 24 months	Total	Change since previous quarter
Quarter ending September 2018	19,210	
Quarter ending December 2018	20,135	↑
Quarter ending March 2019	21,042	↑
Quarter ending June 2019	21,008	→
Quarter ending September 2019	20,737	↓
Variance since September 2018	7.9%	↑



ACTIVITY



Month	2019	2020
April	1,708	3,196
May	7,521	7,115
June	11,097	10,013
July	16,840	15,002
August	22,180	18,629
September	26,526	22,602
October	30,912	
November	34,489	
December	38,575	
January	43,357	
February	47,824	
March	53,131	
April	53,290	
May	53,278	
June	53,270	

QUALITY

	Quantity	Base Number	Contract	AT	Region	England
% of FP17s for the same patient ID Re-attending within 3 months - Children	471	4,886	9.6%	10.9%	11.3%	11.5%
% of FP17s for the same patient ID Re-attending within 3 months - Adults	850	8,517	10.0%	14.3%	14.7%	15.4%
% of FP17s for the same patient ID Re-attending between 3 & 9 months - Children	3,224	4,886	66.0%	59.1%	60.8%	59.7%
% of FP17s for the same patient ID Re-attending between 3 & 9 months - Adults	4,923	8,517	57.8%	49.6%	52.8%	51.7%
% of FP17s for Band 1 Urgent Courses	798	13,275	6.0%	8.8%	8.2%	9.2%
% of FP17s Relating to Free Repair or Replacements	57	13,275	0.4%	0.6%	0.7%	0.7%
% of FP17s Relating to Continuations	31	13,275	0.2%	0.7%	0.8%	0.8%
% of Patients satisfied with the dentistry they have received	3	3	N/A	93.8%	93.2%	93.5%
% of Patients satisfied with the time they had to wait for an appointment	3	3	N/A	88.4%	88.5%	87.4%

* This is based on patients treated on this contract for their most recent course of treatment. Figures in italics indicate the base number of FP17s or Patient Questionnaire responses are less than 100. N/A is shown where the base number of responses is less than 10 during the period. % is calculated as Quantity/Base number*100

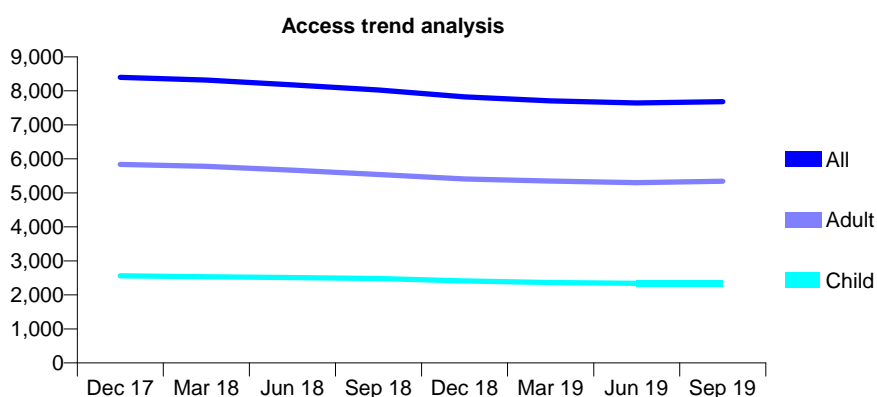
Q58 - Vital Signs At a Glance Contract Report for 101281/0053 - September 2019

Name or company name	OASIS DENTAL CARE LTD
Contract type name	GDS Contract
Purpose of contract	General
Contract start date	01/04/2006
Contract end date	

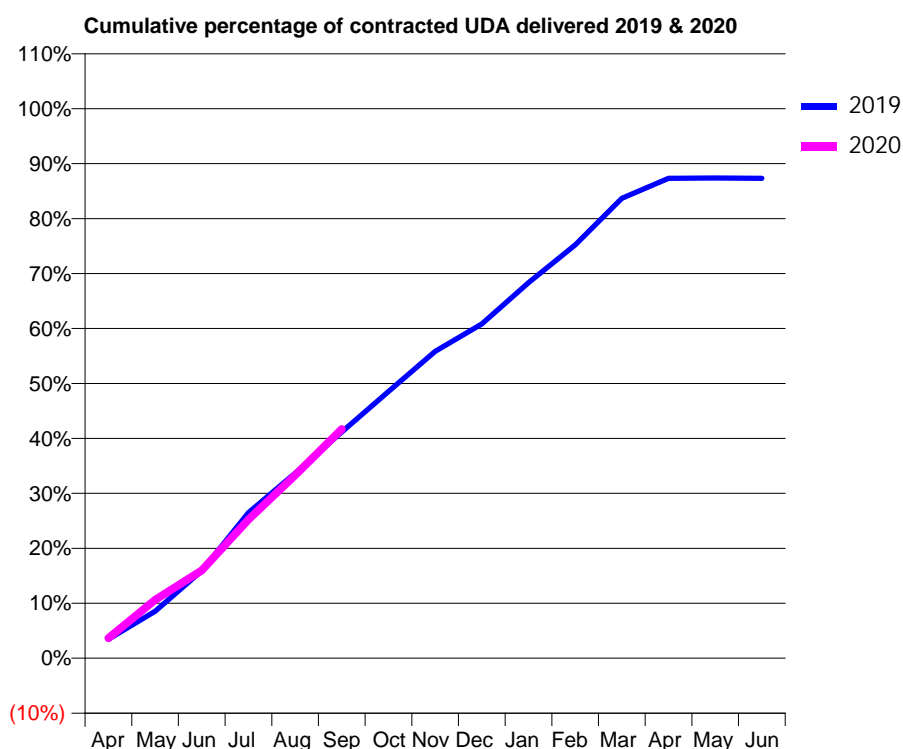
19/20 Contracted general activity (UDA)	22,735
Carry forward general activity (UDA)	0
19/20 Contracted orthodontic activity (UOA)	0
Carry forward orthodontic activity (UOA)	0
Baseline contract value	£590,936.25

ACCESS*

Patients seen in 24 months	Total	Change since previous quarter
Quarter ending September 2018	8,025	
Quarter ending December 2018	7,822	↓
Quarter ending March 2019	7,709	↓
Quarter ending June 2019	7,644	→
Quarter ending September 2019	7,682	→
Variance since September 2018	(4.3%)	↓



ACTIVITY



Month	2019	2020
April	788	833
May	1,945	2,414
June	3,619	3,632
July	6,024	5,739
August	7,655	7,571
September	9,358	9,473
October	11,033	
November	12,697	
December	13,827	
January	15,532	
February	17,103	
March	19,028	
April	19,854	
May	19,866	
June	19,852	

QUALITY

	Quantity	Base Number	Contract	AT	Region	England
% of FP17s for the same patient ID Re-attending within 3 months - Children	152	1,964	7.7%	10.9%	11.3%	11.5%
% of FP17s for the same patient ID Re-attending within 3 months - Adults	671	4,112	16.3%	14.3%	14.7%	15.4%
% of FP17s for the same patient ID Re-attending between 3 & 9 months - Children	1,280	1,964	65.2%	59.1%	60.8%	59.7%
% of FP17s for the same patient ID Re-attending between 3 & 9 months - Adults	2,232	4,112	54.3%	49.6%	52.8%	51.7%
% of FP17s for Band 1 Urgent Courses	607	5,654	10.7%	8.8%	8.2%	9.2%
% of FP17s Relating to Free Repair or Replacements	24	5,654	0.4%	0.6%	0.7%	0.7%
% of FP17s Relating to Continuations	33	5,654	0.6%	0.7%	0.8%	0.8%
% of Patients satisfied with the dentistry they have received	0	0	N/A	93.8%	93.2%	93.5%
% of Patients satisfied with the time they had to wait for an appointment	0	0	N/A	88.4%	88.5%	87.4%

* This is based on patients treated on this contract for their most recent course of treatment.

Figures in italics indicate the base number of FP17s or Patient Questionnaire responses are less than 100. N/A is shown where the base number of responses is less than 10 during the period. % is calculated as Quantity/Base number*100

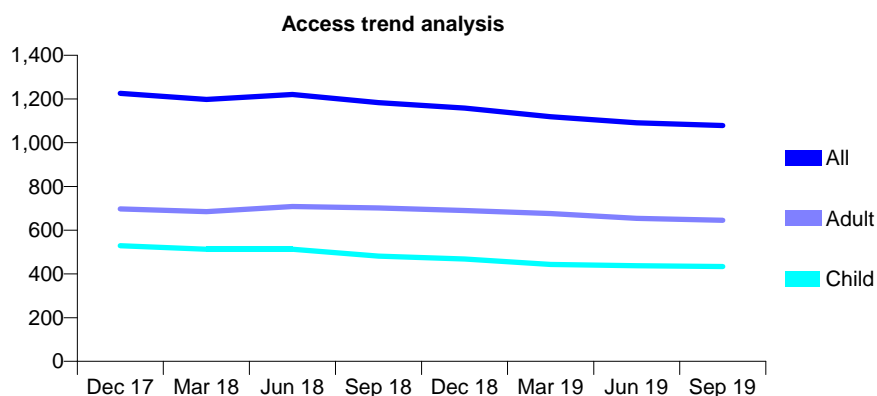
Q58 - Vital Signs At a Glance Contract Report for 101281/0075 - September 2019

Name or company name	OASIS DENTAL CARE LTD
Contract type name	GDS Contract
Purpose of contract	General
Contract start date	01/04/2006
Contract end date	

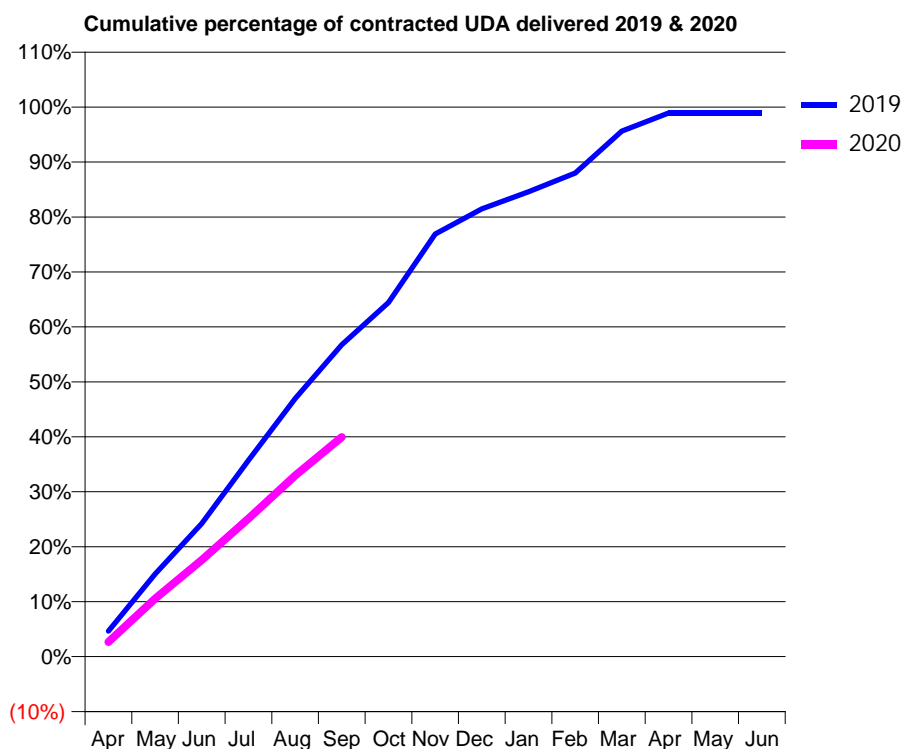
19/20 Contracted general activity (UDA)	3,032
Carry forward general activity (UDA)	33
19/20 Contracted orthodontic activity (UOA)	0
Carry forward orthodontic activity (UOA)	0
Baseline contract value	£65,653.40

ACCESS*

Patients seen in 24 months	Total	Change since previous quarter
Quarter ending September 2018	1,183	
Quarter ending December 2018	1,158	↓
Quarter ending March 2019	1,119	↓
Quarter ending June 2019	1,091	↓
Quarter ending September 2019	1,079	↓
Variance since September 2018	(8.8%)	↓



ACTIVITY



Month	Adjusted Scheduled Activity (UDA)	
	2019	2020
April	141	81
May	456	320
June	734	533
July	1,083	762
August	1,424	999
September	1,721	1,211
October	1,954	
November	2,331	
December	2,471	
January	2,565	
February	2,668	
March	2,900	
April	2,999	
May	2,999	
June	2,999	

QUALITY

	Quantity	Base Number	Contract	AT	Region	England
% of FP17s for the same patient ID Re-attending within 3 months - Children	18	317	5.7%	10.9%	11.3%	11.5%
% of FP17s for the same patient ID Re-attending within 3 months - Adults	47	367	12.8%	14.3%	14.7%	15.4%
% of FP17s for the same patient ID Re-attending between 3 & 9 months - Children	193	317	60.9%	59.1%	60.8%	59.7%
% of FP17s for the same patient ID Re-attending between 3 & 9 months - Adults	185	367	50.4%	49.6%	52.8%	51.7%
% of FP17s for Band 1 Urgent Courses	61	643	9.5%	8.8%	8.2%	9.2%
% of FP17s Relating to Free Repair or Replacements	4	643	0.6%	0.6%	0.7%	0.7%
% of FP17s Relating to Continuations	1	643	0.2%	0.7%	0.8%	0.8%
% of Patients satisfied with the dentistry they have received	1	1	N/A	93.8%	93.2%	93.5%
% of Patients satisfied with the time they had to wait for an appointment	1	1	N/A	88.4%	88.5%	87.4%

* This is based on patients treated on this contract for their most recent course of treatment. Figures in italics indicate the base number of FP17s or Patient Questionnaire responses are less than 100. N/A is shown where the base number of responses is less than 10 during the period. % is calculated as Quantity/Base number*100

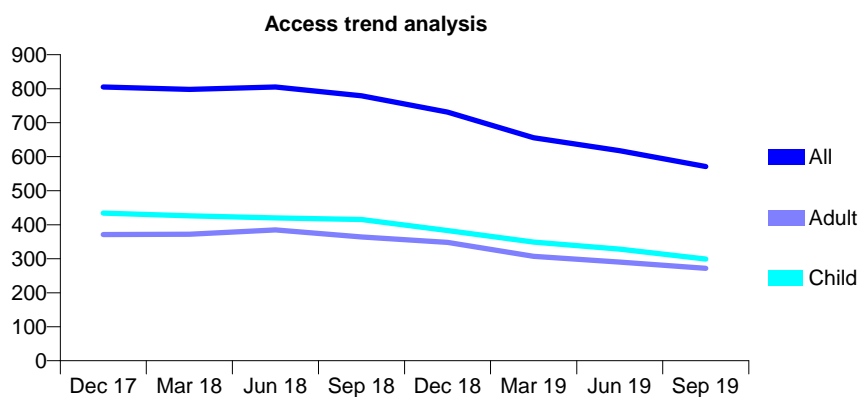
Q58 - Vital Signs At a Glance Contract Report for 101281/0091 - September 2019

Name or company name	OASIS DENTAL CARE LTD
Contract type name	GDS Contract
Purpose of contract	General
Contract start date	01/04/2006
Contract end date	

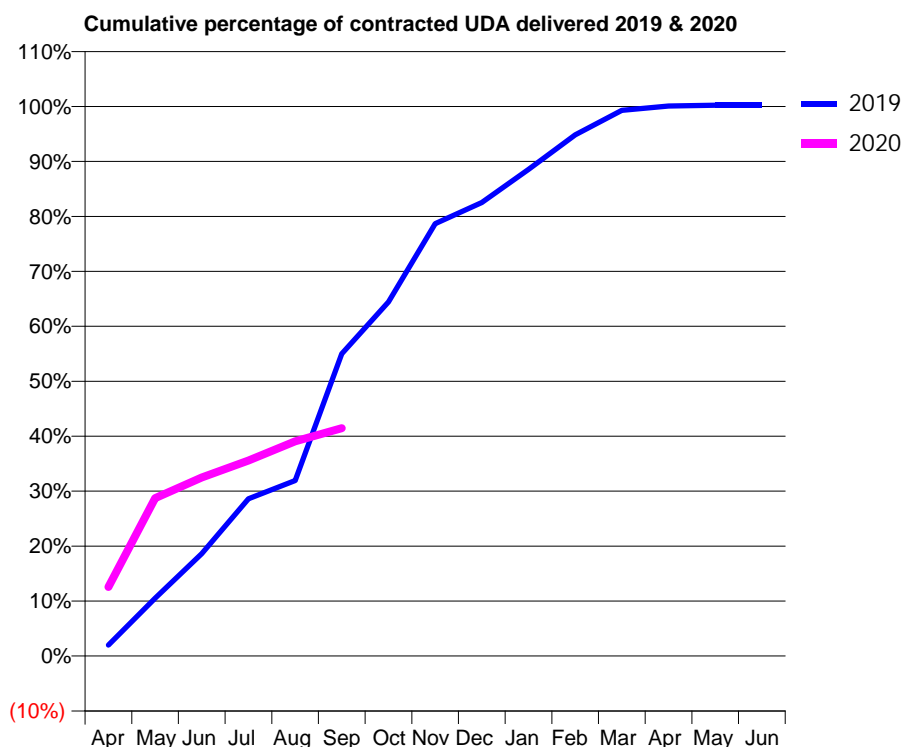
19/20 Contracted general activity (UDA)	1,300
Carry forward general activity (UDA)	0
19/20 Contracted orthodontic activity (UOA)	0
Carry forward orthodontic activity (UOA)	0
Baseline contract value	£35,125.82

ACCESS*

Patients seen in 24 months	Total	Change since previous quarter
Quarter ending September 2018	779	
Quarter ending December 2018	731	↓
Quarter ending March 2019	656	↓
Quarter ending June 2019	618	↓
Quarter ending September 2019	571	↓
Variance since September 2018	(26.7%)	↓



ACTIVITY



Month	Adjusted Scheduled Activity (UDA)	
	2019	2020
April	26	164
May	137	374
June	242	422
July	372	462
August	415	508
September	715	539
October	838	
November	1,023	
December	1,073	
January	1,151	
February	1,233	
March	1,291	
April	1,301	
May	1,303	
June	1,303	

QUALITY

	Quantity	Base Number	Contract	AT	Region	England
% of FP17s for the same patient ID Re-attending within 3 months - Children	4	163	2.5%	10.9%	11.3%	11.5%
% of FP17s for the same patient ID Re-attending within 3 months - Adults	7	105	6.7%	14.3%	14.7%	15.4%
% of FP17s for the same patient ID Re-attending between 3 & 9 months - Children	94	163	57.7%	59.1%	60.8%	59.7%
% of FP17s for the same patient ID Re-attending between 3 & 9 months - Adults	39	105	37.1%	49.6%	52.8%	51.7%
% of FP17s for Band 1 Urgent Courses	10	260	3.8%	8.8%	8.2%	9.2%
% of FP17s Relating to Free Repair or Replacements	1	260	0.4%	0.6%	0.7%	0.7%
% of FP17s Relating to Continuations	1	260	0.4%	0.7%	0.8%	0.8%
% of Patients satisfied with the dentistry they have received	0	1	N/A	93.8%	93.2%	93.5%
% of Patients satisfied with the time they had to wait for an appointment	1	1	N/A	88.4%	88.5%	87.4%

* This is based on patients treated on this contract for their most recent course of treatment. Figures in italics indicate the base number of FP17s or Patient Questionnaire responses are less than 100. N/A is shown where the base number of responses is less than 10 during the period. % is calculated as Quantity/Base number*100

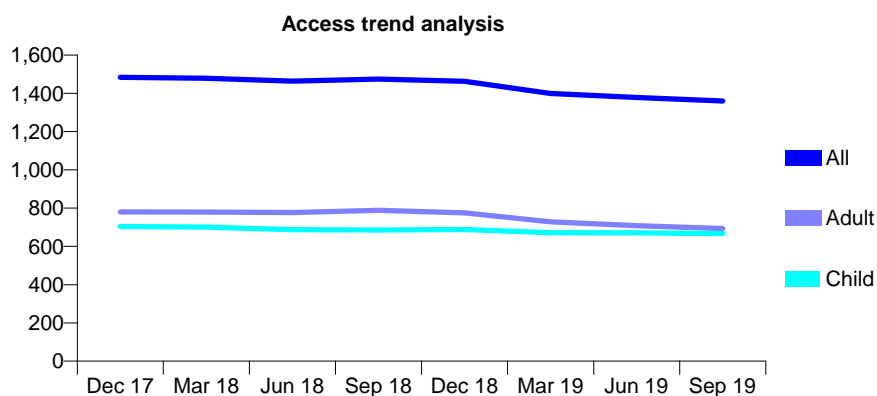
Q58 - Vital Signs At a Glance Contract Report for 101281/0125 - September 2019

Name or company name	OASIS DENTAL CARE LTD
Contract type name	GDS Contract
Purpose of contract	General
Contract start date	01/04/2006
Contract end date	

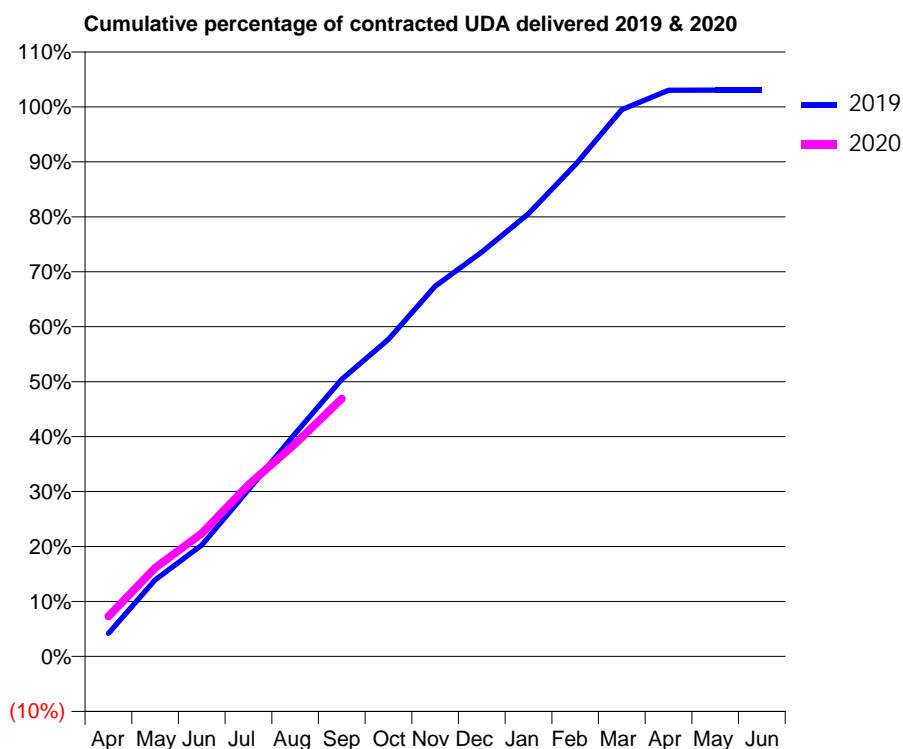
19/20 Contracted general activity (UDA)	3,558
Carry forward general activity (UDA)	-71
19/20 Contracted orthodontic activity (UOA)	0
Carry forward orthodontic activity (UOA)	0
Baseline contract value	£87,143.81

ACCESS*

Patients seen in 24 months	Total	Change since previous quarter
Quarter ending September 2018	1,474	
Quarter ending December 2018	1,463	→
Quarter ending March 2019	1,399	↓
Quarter ending June 2019	1,378	↓
Quarter ending September 2019	1,360	↓
Variance since September 2018	(7.7%)	↓



ACTIVITY



Month	2019	2020
April	149	260
May	496	574
June	721	797
July	1,079	1,112
August	1,444	1,377
September	1,794	1,668
October	2,054	
November	2,397	
December	2,619	
January	2,866	
February	3,182	
March	3,539	
April	3,666	
May	3,667	
June	3,667	

QUALITY

	Quantity	Base Number	Contract	AT	Region	England
% of FP17s for the same patient ID Re-attending within 3 months - Children	26	493	5.3%	10.9%	11.3%	11.5%
% of FP17s for the same patient ID Re-attending within 3 months - Adults	38	405	9.4%	14.3%	14.7%	15.4%
% of FP17s for the same patient ID Re-attending between 3 & 9 months - Children	316	493	64.1%	59.1%	60.8%	59.7%
% of FP17s for the same patient ID Re-attending between 3 & 9 months - Adults	242	405	59.8%	49.6%	52.8%	51.7%
% of FP17s for Band 1 Urgent Courses	47	840	5.6%	8.8%	8.2%	9.2%
% of FP17s Relating to Free Repair or Replacements	3	840	0.4%	0.6%	0.7%	0.7%
% of FP17s Relating to Continuations	2	840	0.2%	0.7%	0.8%	0.8%
% of Patients satisfied with the dentistry they have received	0	0	N/A	93.8%	93.2%	93.5%
% of Patients satisfied with the time they had to wait for an appointment	0	0	N/A	88.4%	88.5%	87.4%

* This is based on patients treated on this contract for their most recent course of treatment. Figures in italics indicate the base number of FP17s or Patient Questionnaire responses are less than 100. N/A is shown where the base number of responses is less than 10 during the period. % is calculated as Quantity/Base number*100

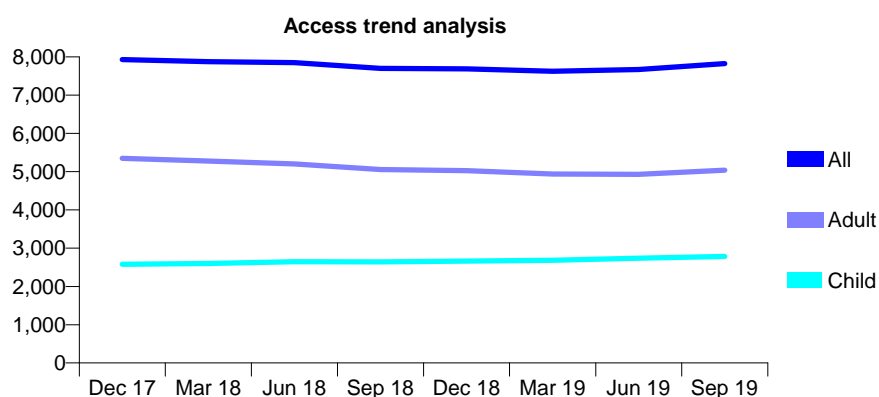
Q58 - Vital Signs At a Glance Contract Report for 101281/0162 - September 2019

Name or company name	OASIS DENTAL CARE LTD
Contract type name	GDS Contract
Purpose of contract	General
Contract start date	23/10/2006
Contract end date	

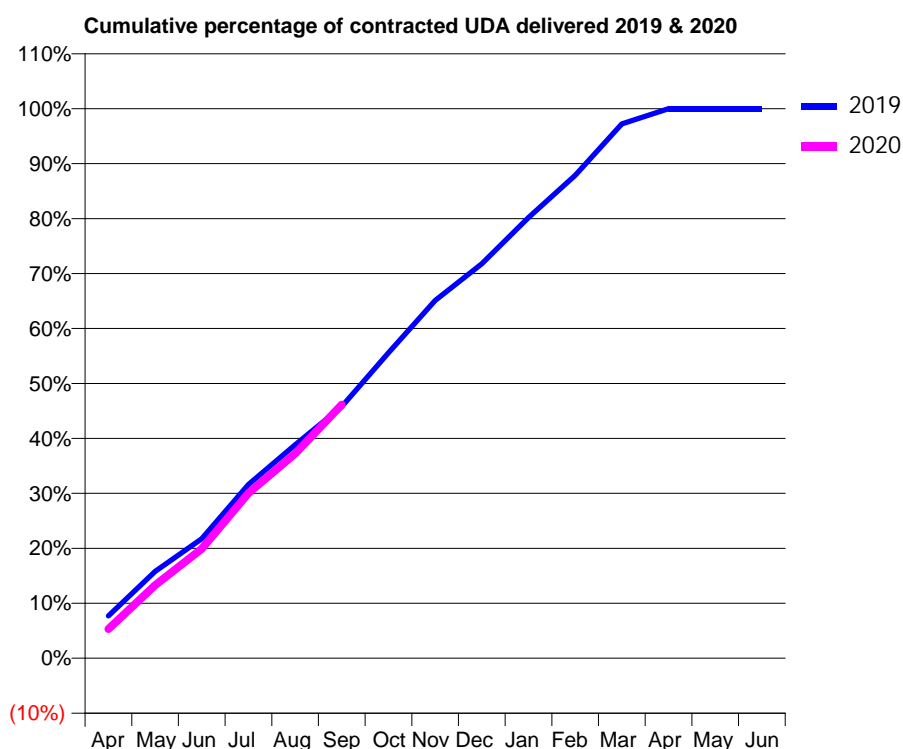
19/20 Contracted general activity (UDA)	26,700
Carry forward general activity (UDA)	1
19/20 Contracted orthodontic activity (UOA)	0
Carry forward orthodontic activity (UOA)	0
Baseline contract value	£693,446.53

ACCESS*

Patients seen in 24 months	Total	Change since previous quarter
Quarter ending September 2018	7,697	
Quarter ending December 2018	7,688	→
Quarter ending March 2019	7,621	→
Quarter ending June 2019	7,670	→
Quarter ending September 2019	7,825	↑
Variance since September 2018	1.7%	→



ACTIVITY



Month	2019	2020
April	2,059	1,422
May	4,223	3,545
June	5,810	5,315
July	8,438	8,025
August	10,367	9,944
September	12,229	12,323
October	14,842	
November	17,379	
December	19,164	
January	21,410	
February	23,467	
March	25,962	
April	26,699	
May	26,699	
June	26,699	

QUALITY

	Quantity	Base Number	Contract	AT	Region	England
% of FP17s for the same patient ID Re-attending within 3 months - Children	182	2,092	8.7%	10.9%	11.3%	11.5%
% of FP17s for the same patient ID Re-attending within 3 months - Adults	756	3,901	19.4%	14.3%	14.7%	15.4%
% of FP17s for the same patient ID Re-attending between 3 & 9 months - Children	1,248	2,092	59.7%	59.1%	60.8%	59.7%
% of FP17s for the same patient ID Re-attending between 3 & 9 months - Adults	2,100	3,901	53.8%	49.6%	52.8%	51.7%
% of FP17s for Band 1 Urgent Courses	635	5,668	11.2%	8.8%	8.2%	9.2%
% of FP17s Relating to Free Repair or Replacements	279	5,668	4.9%	0.6%	0.7%	0.7%
% of FP17s Relating to Continuations	73	5,668	1.3%	0.7%	0.8%	0.8%
% of Patients satisfied with the dentistry they have received	0	0	N/A	93.8%	93.2%	93.5%
% of Patients satisfied with the time they had to wait for an appointment	0	0	N/A	88.4%	88.5%	87.4%

* This is based on patients treated on this contract for their most recent course of treatment.

Figures in italics indicate the base number of FP17s or Patient Questionnaire responses are less than 100. N/A is shown where the base number of responses is less than 10 during the period. % is calculated as Quantity/Base number*100

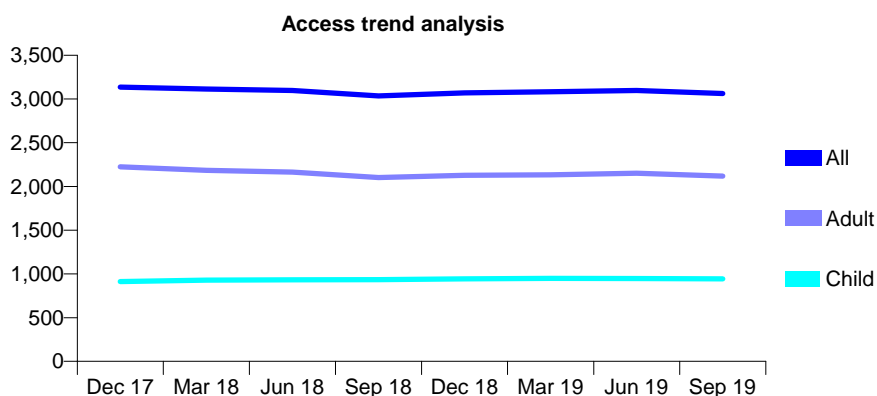
Q58 - Vital Signs At a Glance Contract Report for 101281/0192 - September 2019

Name or company name	OASIS DENTAL CARE LTD
Contract type name	GDS Contract
Purpose of contract	General
Contract start date	01/11/2008
Contract end date	

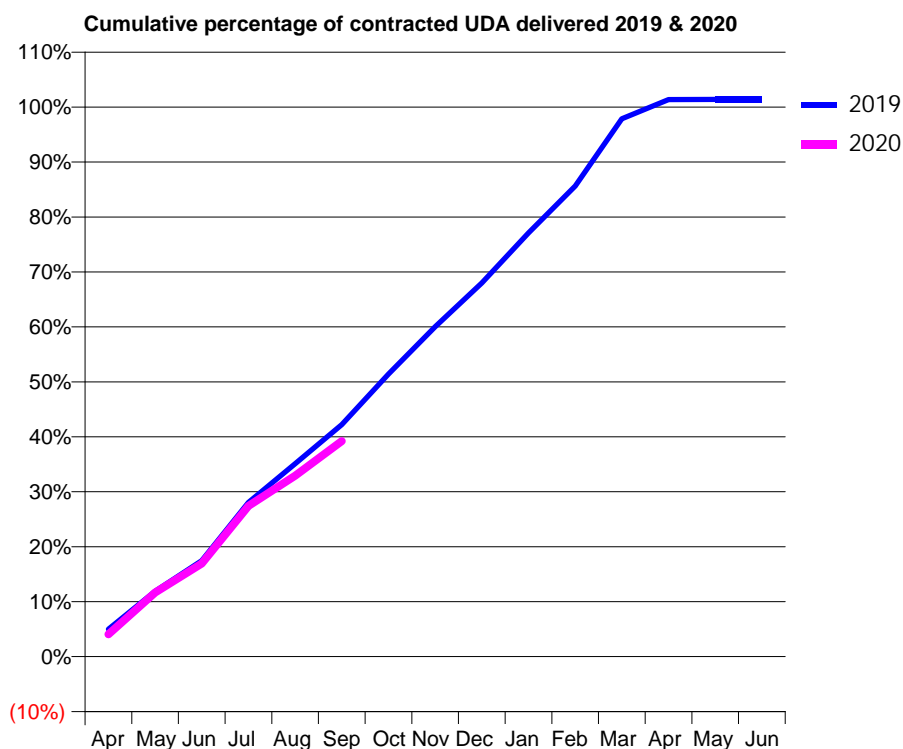
19/20 Contracted general activity (UDA)	9,273
Carry forward general activity (UDA)	0
19/20 Contracted orthodontic activity (UOA)	0
Carry forward orthodontic activity (UOA)	0
Baseline contract value	£250,555.20

ACCESS*

Patients seen in 24 months	Total	Change since previous quarter
Quarter ending September 2018	3,036	
Quarter ending December 2018	3,069	→
Quarter ending March 2019	3,083	→
Quarter ending June 2019	3,097	→
Quarter ending September 2019	3,063	↓
Variance since September 2018	0.9%	→



ACTIVITY



Month	Adjusted Scheduled Activity (UDA)	
	2019	2020
April	465	377
May	1,105	1,081
June	1,620	1,572
July	2,603	2,542
August	3,255	3,053
September	3,915	3,639
October	4,768	
November	5,567	
December	6,304	
January	7,151	
February	7,941	
March	9,074	
April	9,398	
May	9,400	
June	9,400	

QUALITY

	Quantity	Base Number	Contract	AT	Region	England
% of FP17s for the same patient ID Re-attending within 3 months - Children	53	659	8.0%	10.9%	11.3%	11.5%
% of FP17s for the same patient ID Re-attending within 3 months - Adults	188	1,103	17.0%	14.3%	14.7%	15.4%
% of FP17s for the same patient ID Re-attending between 3 & 9 months - Children	385	659	58.4%	59.1%	60.8%	59.7%
% of FP17s for the same patient ID Re-attending between 3 & 9 months - Adults	444	1,103	40.3%	49.6%	52.8%	51.7%
% of FP17s for Band 1 Urgent Courses	194	1,659	11.7%	8.8%	8.2%	9.2%
% of FP17s Relating to Free Repair or Replacements	22	1,659	1.3%	0.6%	0.7%	0.7%
% of FP17s Relating to Continuations	0	1,659	0.0%	0.7%	0.8%	0.8%
% of Patients satisfied with the dentistry they have received	0	0	N/A	93.8%	93.2%	93.5%
% of Patients satisfied with the time they had to wait for an appointment	0	0	N/A	88.4%	88.5%	87.4%

* This is based on patients treated on this contract for their most recent course of treatment. Figures in italics indicate the base number of FP17s or Patient Questionnaire responses are less than 100. N/A is shown where the base number of responses is less than 10 during the period. % is calculated as Quantity/Base number*100

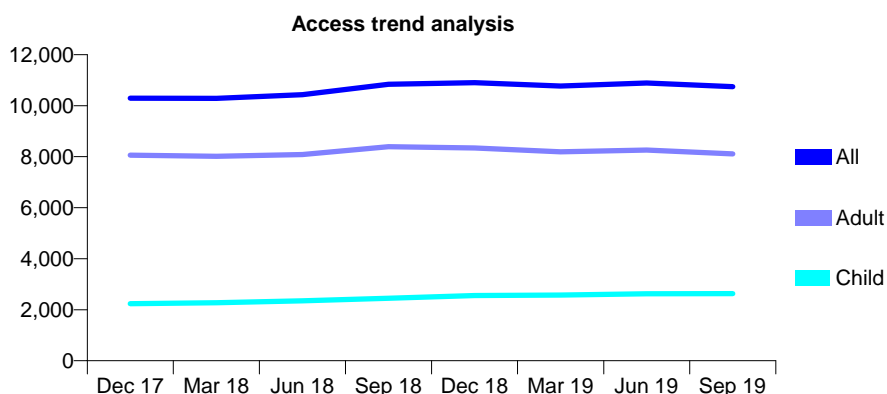
Q58 - Vital Signs At a Glance Contract Report for 101281/0229 - September 2019

Name or company name	OASIS DENTAL CARE LTD
Contract type name	PDS Contract
Purpose of contract	General
Contract start date	13/12/2010
Contract end date	30/09/2020

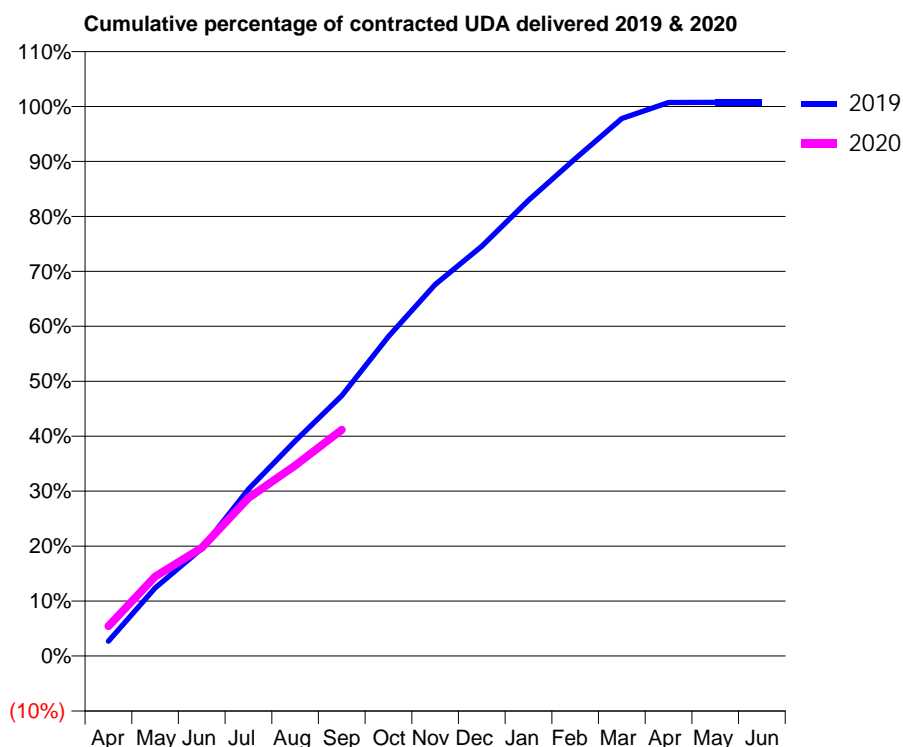
19/20 Contracted general activity (UDA)	28,900
Carry forward general activity (UDA)	-216
19/20 Contracted orthodontic activity (UOA)	0
Carry forward orthodontic activity (UOA)	0
Baseline contract value	£807,298.88

ACCESS*

Patients seen in 24 months	Total	Change since previous quarter
Quarter ending September 2018	10,841	
Quarter ending December 2018	10,898	→
Quarter ending March 2019	10,770	↓
Quarter ending June 2019	10,887	→
Quarter ending September 2019	10,746	↓
Variance since September 2018	(0.9%)	→



ACTIVITY



Month	Adjusted Scheduled Activity (UDA)	
	2019	2020
April	785	1,565
May	3,577	4,186
June	5,651	5,693
July	8,780	8,311
August	11,306	10,021
September	13,693	11,900
October	16,810	
November	19,542	
December	21,550	
January	23,965	
February	26,155	
March	28,264	
April	29,109	
May	29,117	
June	29,117	

QUALITY

	Quantity	Base Number	Contract	AT	Region	England
% of FP17s for the same patient ID Re-attending within 3 months - Children	225	1,761	12.8%	10.9%	11.3%	11.5%
% of FP17s for the same patient ID Re-attending within 3 months - Adults	842	4,691	17.9%	14.3%	14.7%	15.4%
% of FP17s for the same patient ID Re-attending between 3 & 9 months - Children	838	1,761	47.6%	59.1%	60.8%	59.7%
% of FP17s for the same patient ID Re-attending between 3 & 9 months - Adults	1,725	4,691	36.8%	49.6%	52.8%	51.7%
% of FP17s for Band 1 Urgent Courses	2,058	6,047	34.0%	8.8%	8.2%	9.2%
% of FP17s Relating to Free Repair or Replacements	70	6,047	1.2%	0.6%	0.7%	0.7%
% of FP17s Relating to Continuations	85	6,047	1.4%	0.7%	0.8%	0.8%
% of Patients satisfied with the dentistry they have received	6	6	N/A	93.8%	93.2%	93.5%
% of Patients satisfied with the time they had to wait for an appointment	5	6	N/A	88.4%	88.5%	87.4%

* This is based on patients treated on this contract for their most recent course of treatment.

Figures in italics indicate the base number of FP17s or Patient Questionnaire responses are less than 100. N/A is shown where the base number of responses is less than 10 during the period. % is calculated as Quantity/Base number*100

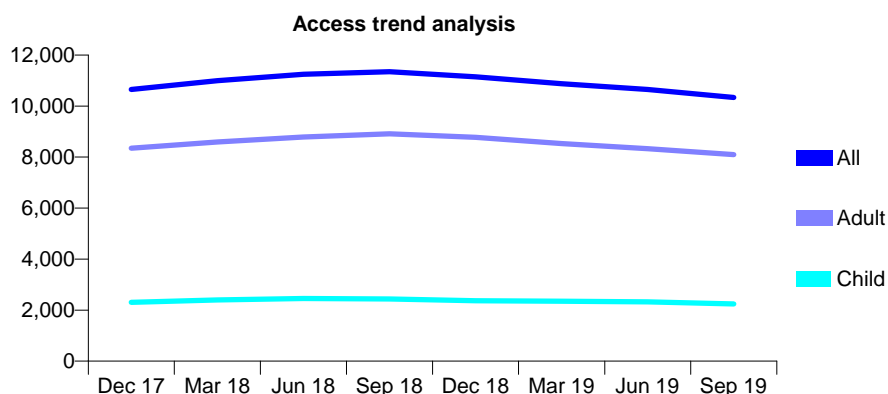
Q58 - Vital Signs At a Glance Contract Report for 101281/0234 - September 2019

Name or company name	OASIS DENTAL CARE LTD
Contract type name	PDS Contract
Purpose of contract	General
Contract start date	30/03/2011
Contract end date	30/09/2020

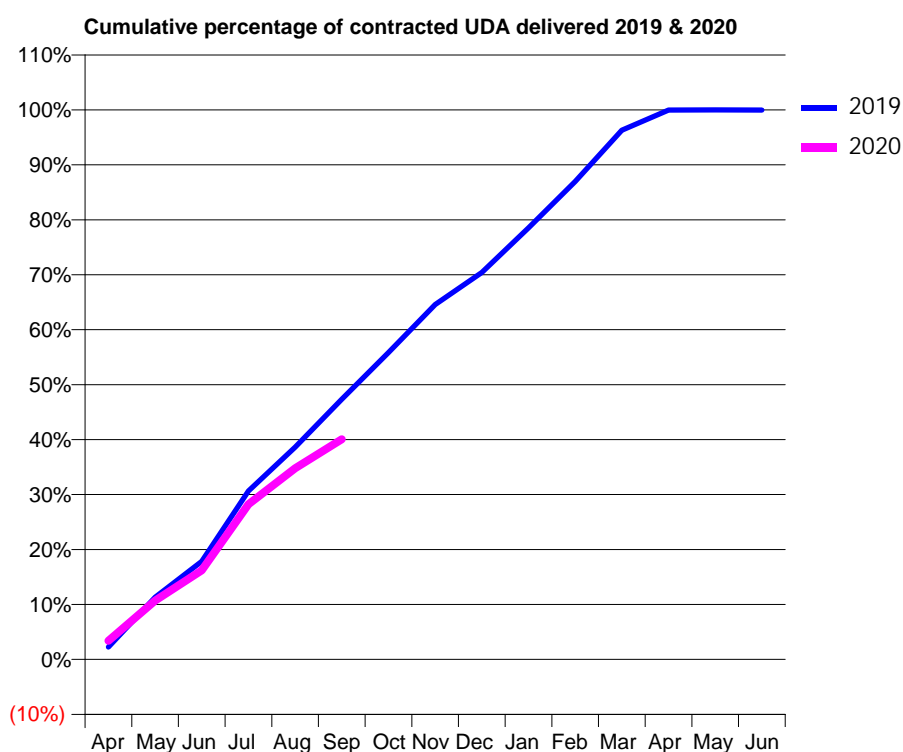
19/20 Contracted general activity (UDA)	26,363
Carry forward general activity (UDA)	10
19/20 Contracted orthodontic activity (UOA)	0
Carry forward orthodontic activity (UOA)	0
Baseline contract value	£736,396.14

ACCESS*

Patients seen in 24 months	Total	Change since previous quarter
Quarter ending September 2018	11,350	
Quarter ending December 2018	11,145	↓
Quarter ending March 2019	10,881	↓
Quarter ending June 2019	10,655	↓
Quarter ending September 2019	10,337	↓
Variance since September 2018	(8.9%)	↓



ACTIVITY



Month	Adjusted Scheduled Activity (UDA)	
	2019	2020
April	600	895
May	2,983	2,827
June	4,703	4,276
July	8,086	7,446
August	10,182	9,168
September	12,480	10,560
October	14,726	
November	17,025	
December	18,561	
January	20,701	
February	22,929	
March	25,388	
April	26,356	
May	26,358	
June	26,353	

QUALITY

	Quantity	Base Number	Contract	AT	Region	England
% of FP17s for the same patient ID Re-attending within 3 months - Children	163	1,432	11.4%	10.9%	11.3%	11.5%
% of FP17s for the same patient ID Re-attending within 3 months - Adults	789	4,192	18.8%	14.3%	14.7%	15.4%
% of FP17s for the same patient ID Re-attending between 3 & 9 months - Children	609	1,432	42.5%	59.1%	60.8%	59.7%
% of FP17s for the same patient ID Re-attending between 3 & 9 months - Adults	1,113	4,192	26.6%	49.6%	52.8%	51.7%
% of FP17s for Band 1 Urgent Courses	2,326	5,236	44.4%	8.8%	8.2%	9.2%
% of FP17s Relating to Free Repair or Replacements	41	5,236	0.8%	0.6%	0.7%	0.7%
% of FP17s Relating to Continuations	70	5,236	1.3%	0.7%	0.8%	0.8%
% of Patients satisfied with the dentistry they have received	5	5	N/A	93.8%	93.2%	93.5%
% of Patients satisfied with the time they had to wait for an appointment	5	5	N/A	88.4%	88.5%	87.4%

* This is based on patients treated on this contract for their most recent course of treatment. Figures in italics indicate the base number of FP17s or Patient Questionnaire responses are less than 100. N/A is shown where the base number of responses is less than 10 during the period. % is calculated as Quantity/Base number*100

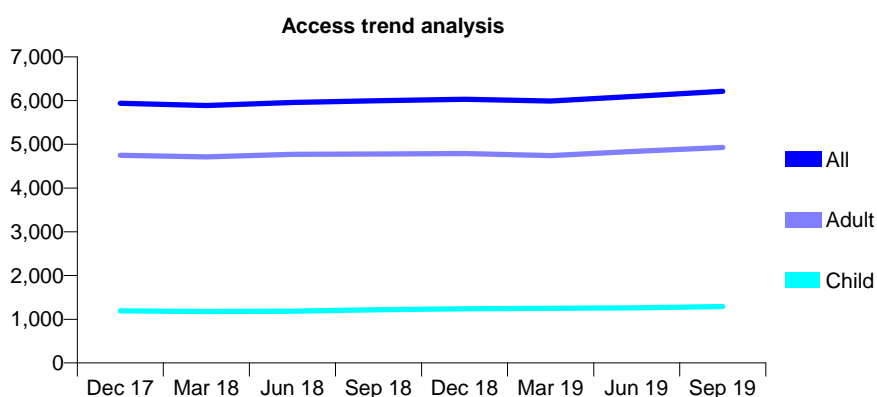
Q58 - Vital Signs At a Glance Contract Report for 101281/0236 - September 2019

Name or company name	OASIS DENTAL CARE LTD
Contract type name	PDS Contract
Purpose of contract	General
Contract start date	16/05/2011
Contract end date	30/09/2020

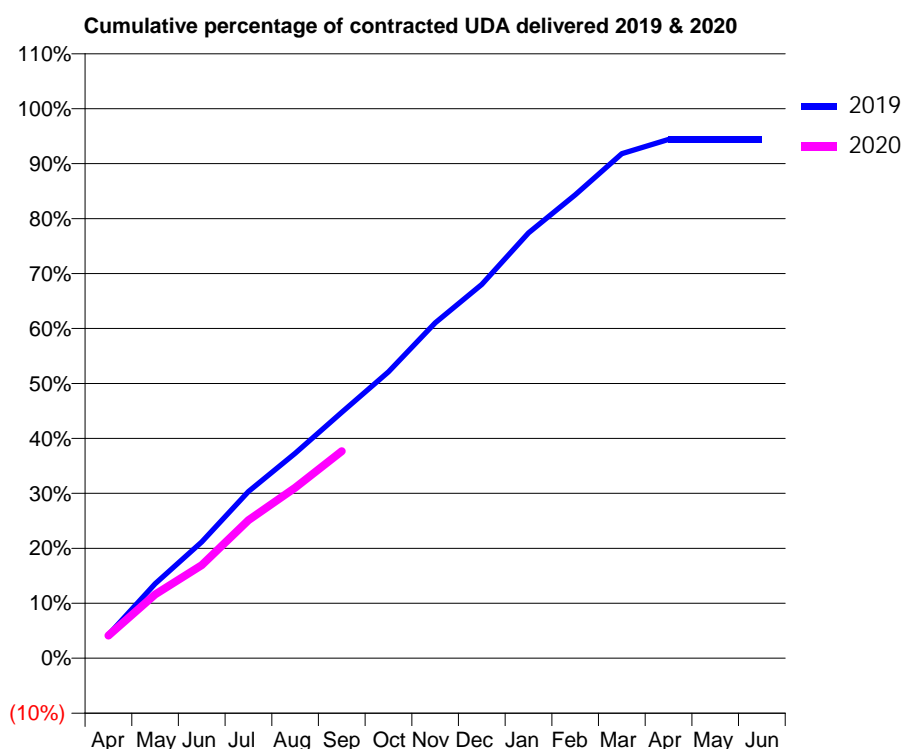
19/20 Contracted general activity (UDA)	21,600
Carry forward general activity (UDA)	0
19/20 Contracted orthodontic activity (UOA)	0
Carry forward orthodontic activity (UOA)	0
Baseline contract value	£603,379.13

ACCESS*

Patients seen in 24 months	Total	Change since previous quarter
Quarter ending September 2018	5,997	
Quarter ending December 2018	6,031	→
Quarter ending March 2019	5,989	→
Quarter ending June 2019	6,098	→
Quarter ending September 2019	6,214	→
Variance since September 2018	3.6%	↑



ACTIVITY



Month	2019	2020
April	925	890
May	2,926	2,506
June	4,567	3,655
July	6,549	5,427
August	8,055	6,701
September	9,661	8,137
October	11,258	
November	13,182	
December	14,688	
January	16,718	
February	18,213	
March	19,831	
April	20,394	
May	20,394	
June	20,394	

QUALITY

	Quantity	Base Number	Contract	AT	Region	England
% of FP17s for the same patient ID Re-attending within 3 months - Children	98	1,074	9.1%	10.9%	11.3%	11.5%
% of FP17s for the same patient ID Re-attending within 3 months - Adults	469	3,520	13.3%	14.3%	14.7%	15.4%
% of FP17s for the same patient ID Re-attending between 3 & 9 months - Children	632	1,074	58.8%	59.1%	60.8%	59.7%
% of FP17s for the same patient ID Re-attending between 3 & 9 months - Adults	1,770	3,520	50.3%	49.6%	52.8%	51.7%
% of FP17s for Band 1 Urgent Courses	878	4,275	20.5%	8.8%	8.2%	9.2%
% of FP17s Relating to Free Repair or Replacements	53	4,275	1.2%	0.6%	0.7%	0.7%
% of FP17s Relating to Continuations	46	4,275	1.1%	0.7%	0.8%	0.8%
% of Patients satisfied with the dentistry they have received	4	4	N/A	93.8%	93.2%	93.5%
% of Patients satisfied with the time they had to wait for an appointment	4	4	N/A	88.4%	88.5%	87.4%

* This is based on patients treated on this contract for their most recent course of treatment.

Figures in italics indicate the base number of FP17s or Patient Questionnaire responses are less than 100. N/A is shown where the base number of responses is less than 10 during the period. % is calculated as Quantity/Base number*100

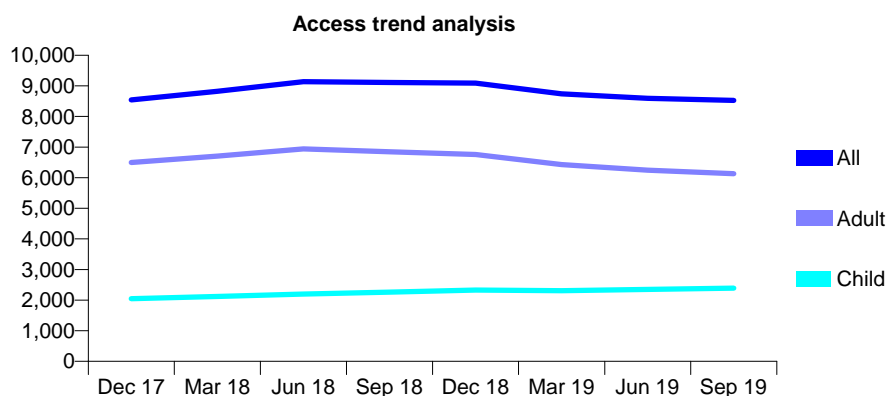
Q58 - Vital Signs At a Glance Contract Report for 101281/0238 - September 2019

Name or company name	OASIS DENTAL CARE LTD
Contract type name	PDS Contract
Purpose of contract	General
Contract start date	24/11/2011
Contract end date	30/09/2020

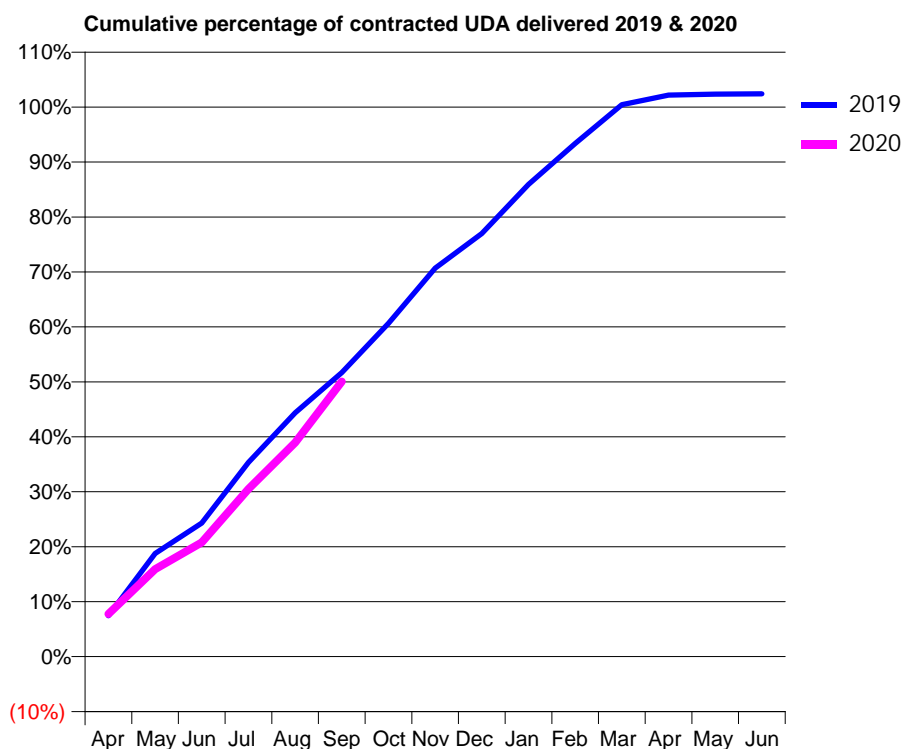
19/20 Contracted general activity (UDA)	23,250
Carry forward general activity (UDA)	-465
19/20 Contracted orthodontic activity (UOA)	0
Carry forward orthodontic activity (UOA)	0
Baseline contract value	£649,440.91

ACCESS*

Patients seen in 24 months	Total	Change since previous quarter
Quarter ending September 2018	9,112	
Quarter ending December 2018	9,090	→
Quarter ending March 2019	8,739	↓
Quarter ending June 2019	8,596	↓
Quarter ending September 2019	8,523	→
Variance since September 2018	(6.5%)	↓



ACTIVITY



Month	Adjusted Scheduled Activity (UDA)	
	2019	2020
April	1,729	1,802
May	4,366	3,704
June	5,648	4,834
July	8,218	7,097
August	10,315	9,056
September	12,013	11,638
October	14,102	
November	16,436	
December	17,902	
January	19,975	
February	21,706	
March	23,349	
April	23,758	
May	23,797	
June	23,811	

QUALITY

	Quantity	Base Number	Contract	AT	Region	England
% of FP17s for the same patient ID Re-attending within 3 months - Children	184	1,737	10.6%	10.9%	11.3%	11.5%
% of FP17s for the same patient ID Re-attending within 3 months - Adults	509	3,734	13.6%	14.3%	14.7%	15.4%
% of FP17s for the same patient ID Re-attending between 3 & 9 months - Children	893	1,737	51.4%	59.1%	60.8%	59.7%
% of FP17s for the same patient ID Re-attending between 3 & 9 months - Adults	1,670	3,734	44.7%	49.6%	52.8%	51.7%
% of FP17s for Band 1 Urgent Courses	1,101	5,233	21.0%	8.8%	8.2%	9.2%
% of FP17s Relating to Free Repair or Replacements	47	5,233	0.9%	0.6%	0.7%	0.7%
% of FP17s Relating to Continuations	33	5,233	0.6%	0.7%	0.8%	0.8%
% of Patients satisfied with the dentistry they have received	1	1	N/A	93.8%	93.2%	93.5%
% of Patients satisfied with the time they had to wait for an appointment	1	1	N/A	88.4%	88.5%	87.4%

* This is based on patients treated on this contract for their most recent course of treatment. Figures in italics indicate the base number of FP17s or Patient Questionnaire responses are less than 100. N/A is shown where the base number of responses is less than 10 during the period. % is calculated as Quantity/Base number*100

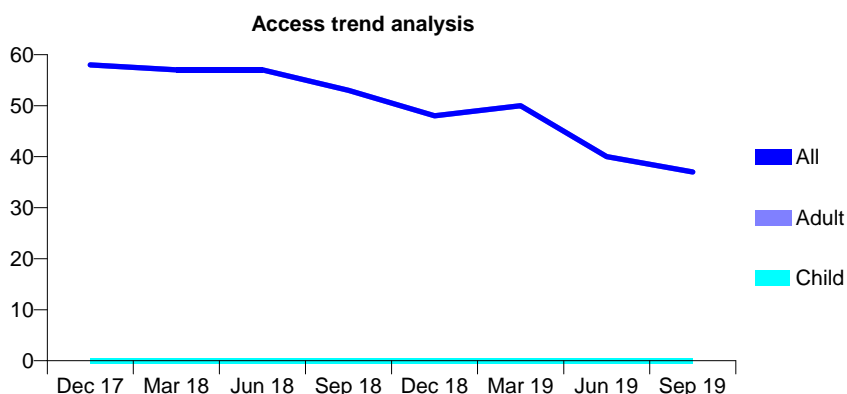
Q58 - Vital Signs At a Glance Contract Report for 101281/0255 - September 2019

Name or company name	OASIS DENTAL CARE LTD
Contract type name	PDS Contract
Purpose of contract	General
Contract start date	01/01/2014
Contract end date	31/03/2020

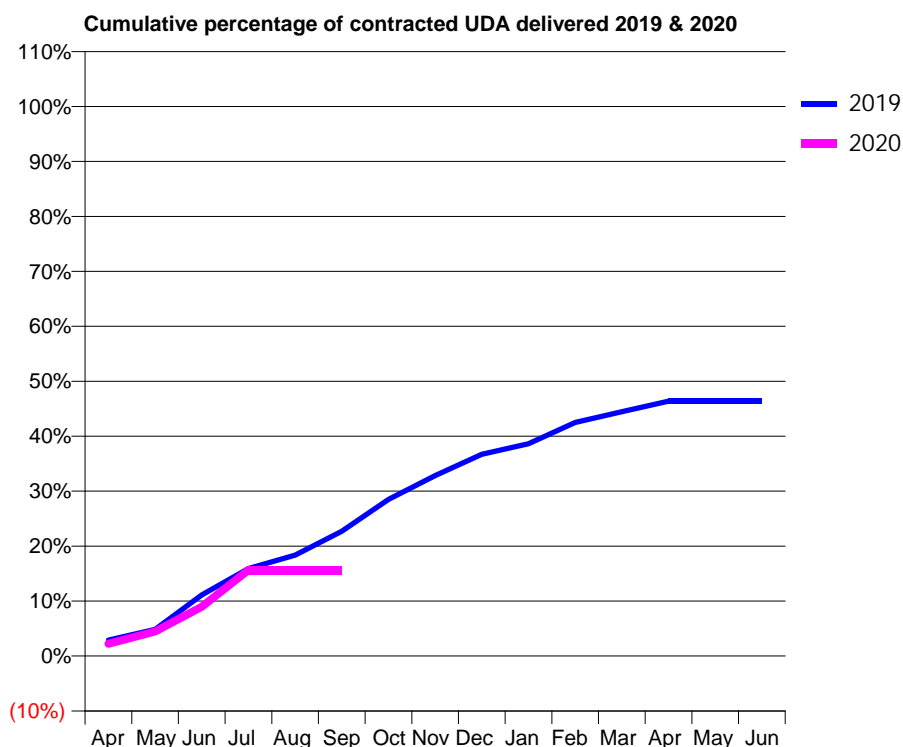
19/20 Contracted general activity (UDA)	402
Carry forward general activity (UDA)	0
19/20 Contracted orthodontic activity (UOA)	0
Carry forward orthodontic activity (UOA)	0
Baseline contract value	£6,246.09

ACCESS*

Patients seen in 24 months	Total	Change since previous quarter
Quarter ending September 2018	53	
Quarter ending December 2018	48	↓
Quarter ending March 2019	50	↑
Quarter ending June 2019	40	↓
Quarter ending September 2019	37	↓
Variance since September 2018	(30.2%)	↓



ACTIVITY



Month	Adjusted Scheduled Activity (UDA)	
	2019	2020
April	18	9
May	30	18
June	69	36
July	99	63
August	114	63
September	141	63
October	177	
November	204	
December	228	
January	240	
February	264	
March	276	
April	288	
May	288	
June	288	

QUALITY

	Quantity	Base Number	Contract	AT	Region	England
% of FP17s for the same patient ID Re-attending within 3 months - Children	0	0	N/A	10.9%	11.3%	11.5%
% of FP17s for the same patient ID Re-attending within 3 months - Adults	0	31	0.0%	14.3%	14.7%	15.4%
% of FP17s for the same patient ID Re-attending between 3 & 9 months - Children	0	0	N/A	59.1%	60.8%	59.7%
% of FP17s for the same patient ID Re-attending between 3 & 9 months - Adults	0	31	0.0%	49.6%	52.8%	51.7%
% of FP17s for Band 1 Urgent Courses	0	27	0.0%	8.8%	8.2%	9.2%
% of FP17s Relating to Free Repair or Replacements	0	27	0.0%	0.6%	0.7%	0.7%
% of FP17s Relating to Continuations	0	27	0.0%	0.7%	0.8%	0.8%
% of Patients satisfied with the dentistry they have received	0	0	N/A	93.8%	93.2%	93.5%
% of Patients satisfied with the time they had to wait for an appointment	0	0	N/A	88.4%	88.5%	87.4%

* This is based on patients treated on this contract for their most recent course of treatment. Figures in italics indicate the base number of FP17s or Patient Questionnaire responses are less than 100. N/A is shown where the base number of responses is less than 10 during the period. % is calculated as Quantity/Base number*100

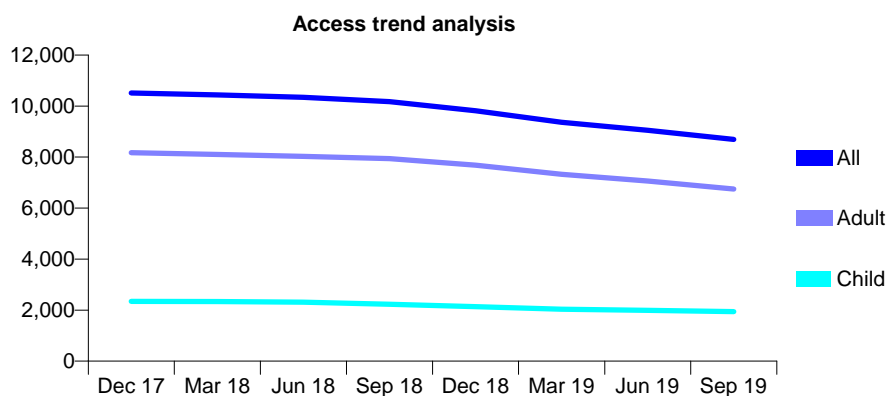
Q58 - Vital Signs At a Glance Contract Report for 101338/0048 - September 2019

Name or company name	Whitecross Dental Care Limited
Contract type name	Pilot Contract
Purpose of contract	General
Contract start date	01/04/2007
Contract end date	

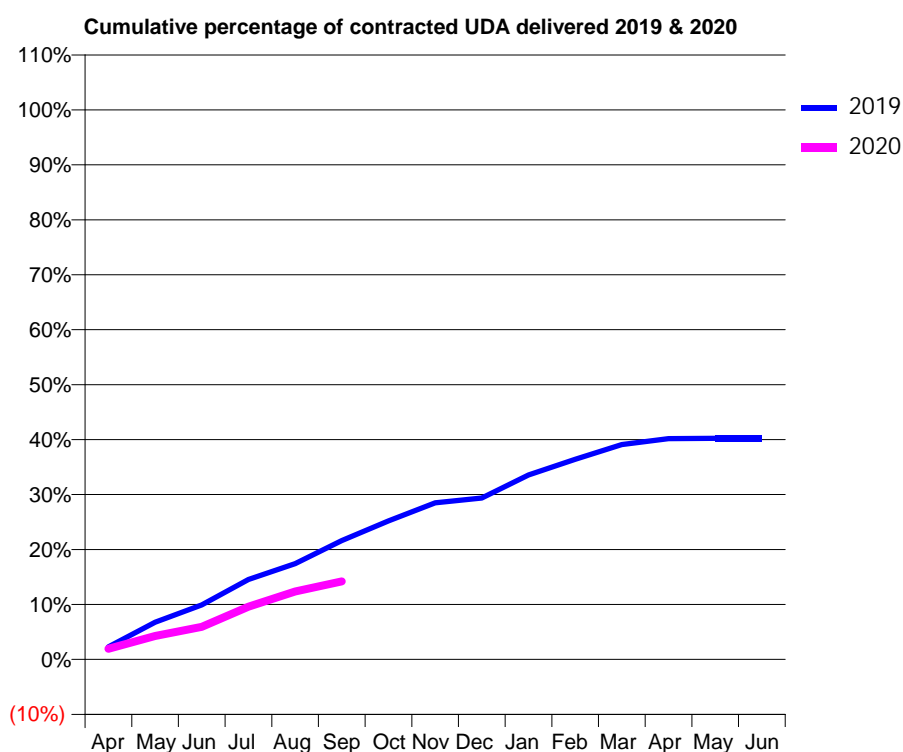
19/20 Contracted general activity (UDA)	41,400
Carry forward general activity (UDA)	0
19/20 Contracted orthodontic activity (UOA)	0
Carry forward orthodontic activity (UOA)	0
Baseline contract value	£1,174,944.44

ACCESS*

Patients seen in 24 months	Total	Change since previous quarter
Quarter ending September 2018	10,170	
Quarter ending December 2018	9,817	↓
Quarter ending March 2019	9,364	↓
Quarter ending June 2019	9,056	↓
Quarter ending September 2019	8,695	↓
Variance since September 2018	(14.5%)	↓



ACTIVITY



Month	2019	2020
April	946	812
May	2,811	1,764
June	4,108	2,460
July	6,022	3,975
August	7,220	5,121
September	8,953	5,884
October	10,433	
November	11,800	
December	12,161	
January	13,903	
February	15,078	
March	16,193	
April	16,632	
May	16,650	
June	16,650	

QUALITY

	Quantity	Base Number	Contract	AT	Region	England
% of FP17s for the same patient ID Re-attending within 3 months - Children	5	948	0.5%	10.9%	11.3%	11.5%
% of FP17s for the same patient ID Re-attending within 3 months - Adults	103	2,608	3.9%	14.3%	14.7%	15.4%
% of FP17s for the same patient ID Re-attending between 3 & 9 months - Children	368	948	38.8%	59.1%	60.8%	59.7%
% of FP17s for the same patient ID Re-attending between 3 & 9 months - Adults	842	2,608	32.3%	49.6%	52.8%	51.7%
% of FP17s for Band 1 Urgent Courses	163	3,302	4.9%	8.8%	8.2%	9.2%
% of FP17s Relating to Free Repair or Replacements	6	3,302	0.2%	0.6%	0.7%	0.7%
% of FP17s Relating to Continuations	18	3,302	0.5%	0.7%	0.8%	0.8%
% of Patients satisfied with the dentistry they have received	0	0	N/A	93.8%	93.2%	93.5%
% of Patients satisfied with the time they had to wait for an appointment	0	0	N/A	88.4%	88.5%	87.4%

* This is based on patients treated on this contract for their most recent course of treatment. Figures in italics indicate the base number of FP17s or Patient Questionnaire responses are less than 100. N/A is shown where the base number of responses is less than 10 during the period. % is calculated as Quantity/Base number*100

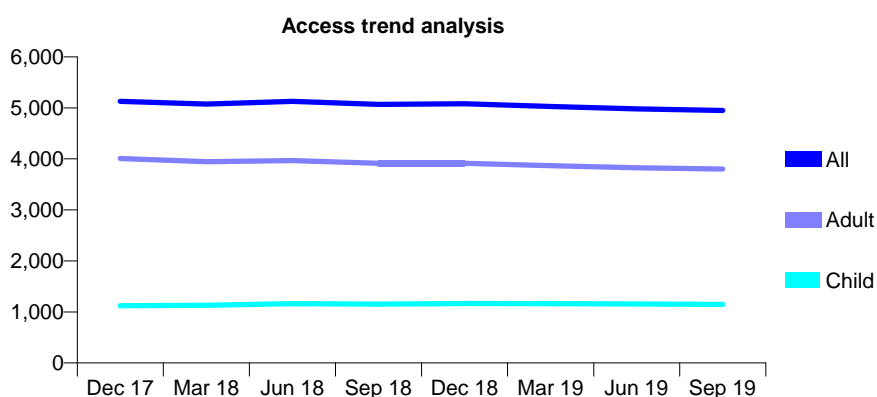
Q58 - Vital Signs At a Glance Contract Report for 101338/0065 - September 2019

Name or company name	Whitecross Dental Care Limited
Contract type name	GDS Contract
Purpose of contract	General
Contract start date	01/06/2008
Contract end date	

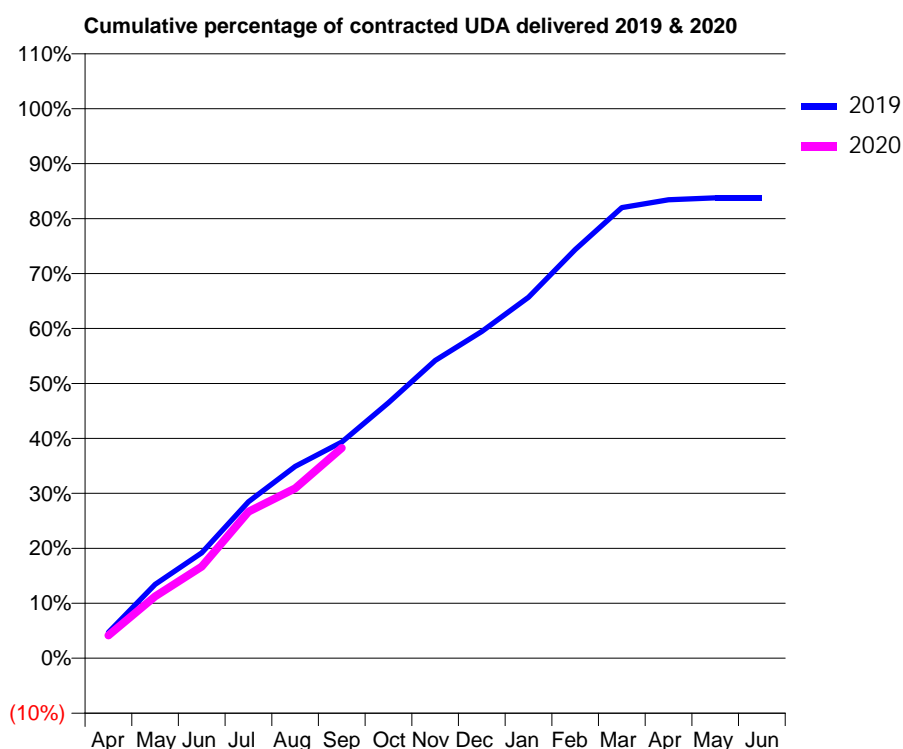
19/20 Contracted general activity (UDA)	13,500
Carry forward general activity (UDA)	0
19/20 Contracted orthodontic activity (UOA)	0
Carry forward orthodontic activity (UOA)	0
Baseline contract value	£327,837.98

ACCESS*

Patients seen in 24 months	Total	Change since previous quarter
Quarter ending September 2018	5,068	
Quarter ending December 2018	5,081	→
Quarter ending March 2019	5,029	↓
Quarter ending June 2019	4,981	→
Quarter ending September 2019	4,948	→
Variance since September 2018	(2.4%)	↓



ACTIVITY



Month	2019	2020
April	634	561
May	1,812	1,521
June	2,589	2,253
July	3,844	3,598
August	4,713	4,174
September	5,307	5,166
October	6,278	
November	7,313	
December	8,024	
January	8,868	
February	10,039	
March	11,068	
April	11,260	
May	11,306	
June	11,306	

QUALITY

	Quantity	Base Number	Contract	AT	Region	England
% of FP17s for the same patient ID Re-attending within 3 months - Children	38	710	5.4%	10.9%	11.3%	11.5%
% of FP17s for the same patient ID Re-attending within 3 months - Adults	228	2,027	11.2%	14.3%	14.7%	15.4%
% of FP17s for the same patient ID Re-attending between 3 & 9 months - Children	343	710	48.3%	59.1%	60.8%	59.7%
% of FP17s for the same patient ID Re-attending between 3 & 9 months - Adults	807	2,027	39.8%	49.6%	52.8%	51.7%
% of FP17s for Band 1 Urgent Courses	221	2,612	8.5%	8.8%	8.2%	9.2%
% of FP17s Relating to Free Repair or Replacements	6	2,612	0.2%	0.6%	0.7%	0.7%
% of FP17s Relating to Continuations	27	2,612	1.0%	0.7%	0.8%	0.8%
% of Patients satisfied with the dentistry they have received	2	2	N/A	93.8%	93.2%	93.5%
% of Patients satisfied with the time they had to wait for an appointment	2	2	N/A	88.4%	88.5%	87.4%

* This is based on patients treated on this contract for their most recent course of treatment.

Figures in italics indicate the base number of FP17s or Patient Questionnaire responses are less than 100. N/A is shown where the base number of responses is less than 10 during the period. % is calculated as Quantity/Base number*100

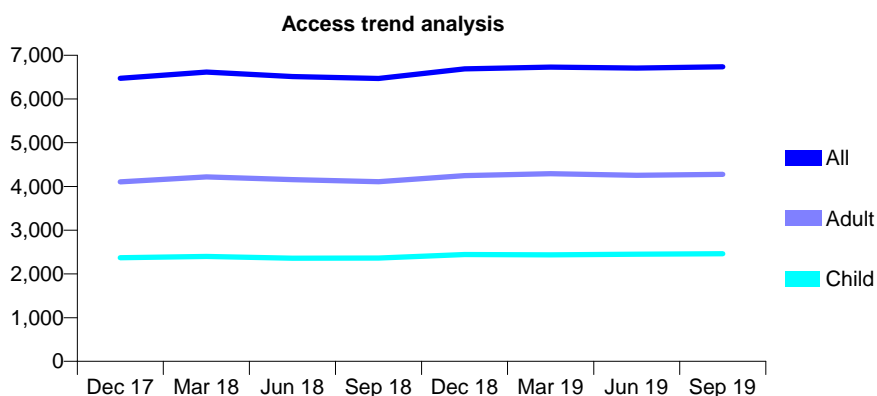
Q58 - Vital Signs At a Glance Contract Report for 101362/0001 - September 2019

Name or company name	Rodericks Dental Limited
Contract type name	Pilot Contract
Purpose of contract	General
Contract start date	01/04/2006
Contract end date	

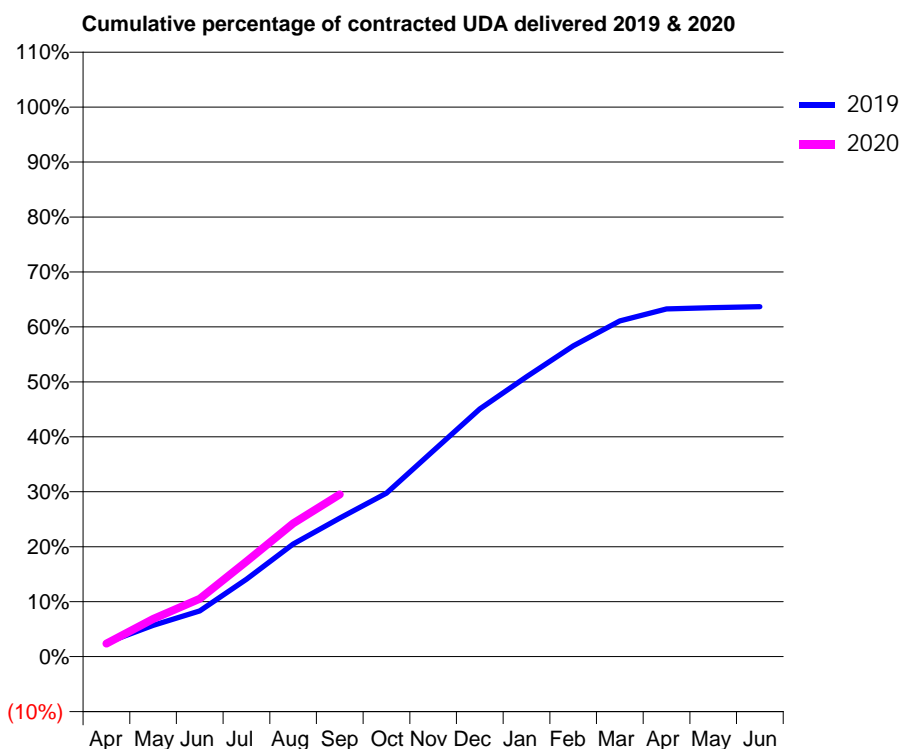
19/20 Contracted general activity (UDA)	18,000
Carry forward general activity (UDA)	0
19/20 Contracted orthodontic activity (UOA)	0
Carry forward orthodontic activity (UOA)	0
Baseline contract value	£624,467.37

ACCESS*

Patients seen in 24 months	Total	Change since previous quarter
Quarter ending September 2018	6,468	
Quarter ending December 2018	6,690	↑
Quarter ending March 2019	6,729	→
Quarter ending June 2019	6,706	→
Quarter ending September 2019	6,737	→
Variance since September 2018	4.2%	↑



ACTIVITY



Month	Adjusted Scheduled Activity (UDA)	
	2019	2020
April	452	426
May	1,026	1,232
June	1,498	1,896
July	2,536	3,116
August	3,688	4,367
September	4,537	5,314
October	5,357	
November	6,738	
December	8,115	
January	9,167	
February	10,174	
March	10,996	
April	11,390	
May	11,429	
June	11,462	

QUALITY

	Quantity	Base Number	Contract	AT	Region	England
% of FP17s for the same patient ID Re-attending within 3 months - Children	64	1,796	3.6%	10.9%	11.3%	11.5%
% of FP17s for the same patient ID Re-attending within 3 months - Adults	181	2,315	7.8%	14.3%	14.7%	15.4%
% of FP17s for the same patient ID Re-attending between 3 & 9 months - Children	1,204	1,796	67.0%	59.1%	60.8%	59.7%
% of FP17s for the same patient ID Re-attending between 3 & 9 months - Adults	1,142	2,315	49.3%	49.6%	52.8%	51.7%
% of FP17s for Band 1 Urgent Courses	285	3,653	7.8%	8.8%	8.2%	9.2%
% of FP17s Relating to Free Repair or Replacements	6	3,653	0.2%	0.6%	0.7%	0.7%
% of FP17s Relating to Continuations	0	3,653	0.0%	0.7%	0.8%	0.8%
% of Patients satisfied with the dentistry they have received	2	2	N/A	93.8%	93.2%	93.5%
% of Patients satisfied with the time they had to wait for an appointment	2	2	N/A	88.4%	88.5%	87.4%

* This is based on patients treated on this contract for their most recent course of treatment. Figures in italics indicate the base number of FP17s or Patient Questionnaire responses are less than 100. N/A is shown where the base number of responses is less than 10 during the period. % is calculated as Quantity/Base number*100

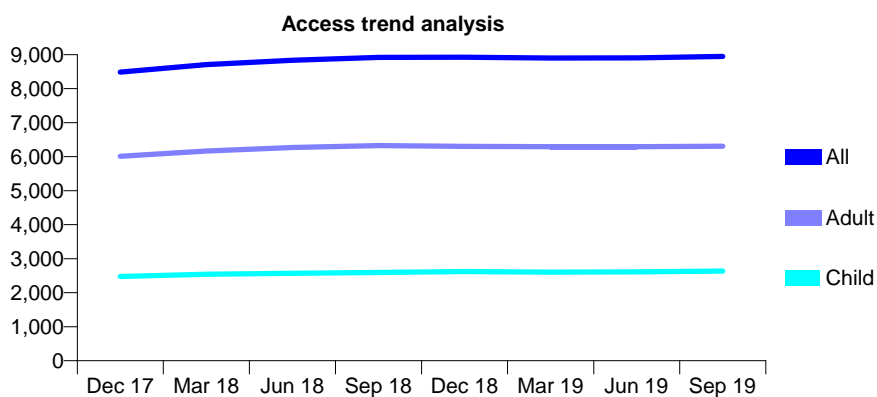
Q58 - Vital Signs At a Glance Contract Report for 101362/0002 - September 2019

Name or company name	Rodericks Dental Limited
Contract type name	GDS Contract
Purpose of contract	General
Contract start date	02/10/2006
Contract end date	

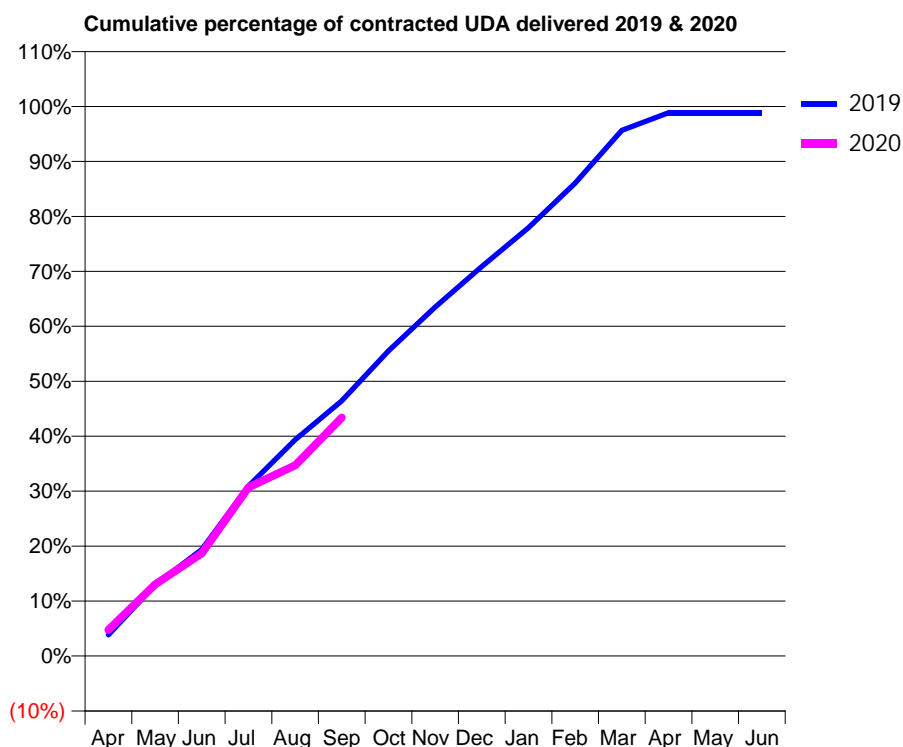
19/20 Contracted general activity (UDA)	21,795
Carry forward general activity (UDA)	0
19/20 Contracted orthodontic activity (UOA)	0
Carry forward orthodontic activity (UOA)	0
Baseline contract value	£503,529.40

ACCESS*

Patients seen in 24 months	Total	Change since previous quarter
Quarter ending September 2018	8,921	
Quarter ending December 2018	8,925	→
Quarter ending March 2019	8,901	→
Quarter ending June 2019	8,907	→
Quarter ending September 2019	8,946	→
Variance since September 2018	0.3%	→



ACTIVITY



Month	Adjusted Scheduled Activity (UDA)	
	2019	2020
April	846	1,039
May	2,820	2,844
June	4,223	4,067
July	6,737	6,685
August	8,579	7,564
September	10,120	9,456
October	12,102	
November	13,839	
December	15,446	
January	16,989	
February	18,755	
March	20,849	
April	21,545	
May	21,543	
June	21,544	

QUALITY

	Quantity	Base Number	Contract	AT	Region	England
% of FP17s for the same patient ID Re-attending within 3 months - Children	142	1,880	7.6%	10.9%	11.3%	11.5%
% of FP17s for the same patient ID Re-attending within 3 months - Adults	512	3,788	13.5%	14.3%	14.7%	15.4%
% of FP17s for the same patient ID Re-attending between 3 & 9 months - Children	1,175	1,880	62.5%	59.1%	60.8%	59.7%
% of FP17s for the same patient ID Re-attending between 3 & 9 months - Adults	1,999	3,788	52.8%	49.6%	52.8%	51.7%
% of FP17s for Band 1 Urgent Courses	382	5,288	7.2%	8.8%	8.2%	9.2%
% of FP17s Relating to Free Repair or Replacements	31	5,288	0.6%	0.6%	0.7%	0.7%
% of FP17s Relating to Continuations	11	5,288	0.2%	0.7%	0.8%	0.8%
% of Patients satisfied with the dentistry they have received	2	2	N/A	93.8%	93.2%	93.5%
% of Patients satisfied with the time they had to wait for an appointment	1	2	N/A	88.4%	88.5%	87.4%

* This is based on patients treated on this contract for their most recent course of treatment. Figures in italics indicate the base number of FP17s or Patient Questionnaire responses are less than 100. N/A is shown where the base number of responses is less than 10 during the period. % is calculated as Quantity/Base number*100

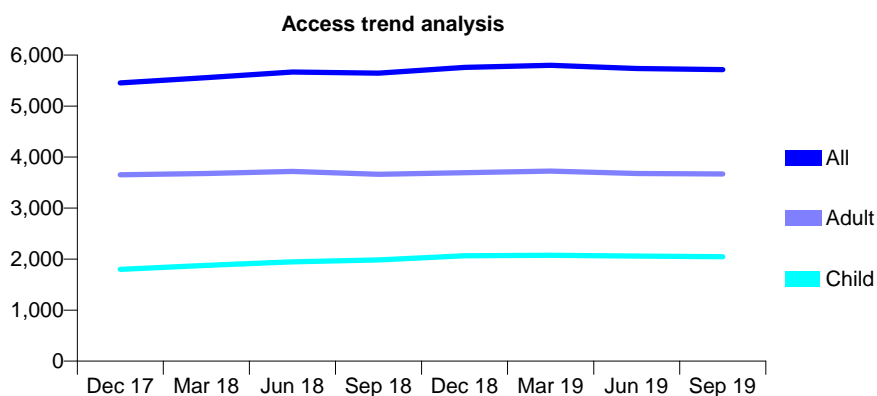
Q58 - Vital Signs At a Glance Contract Report for 101362/0009 - September 2019

Name or company name	Rodericks Dental Limited
Contract type name	GDS Contract
Purpose of contract	General
Contract start date	01/06/2008
Contract end date	

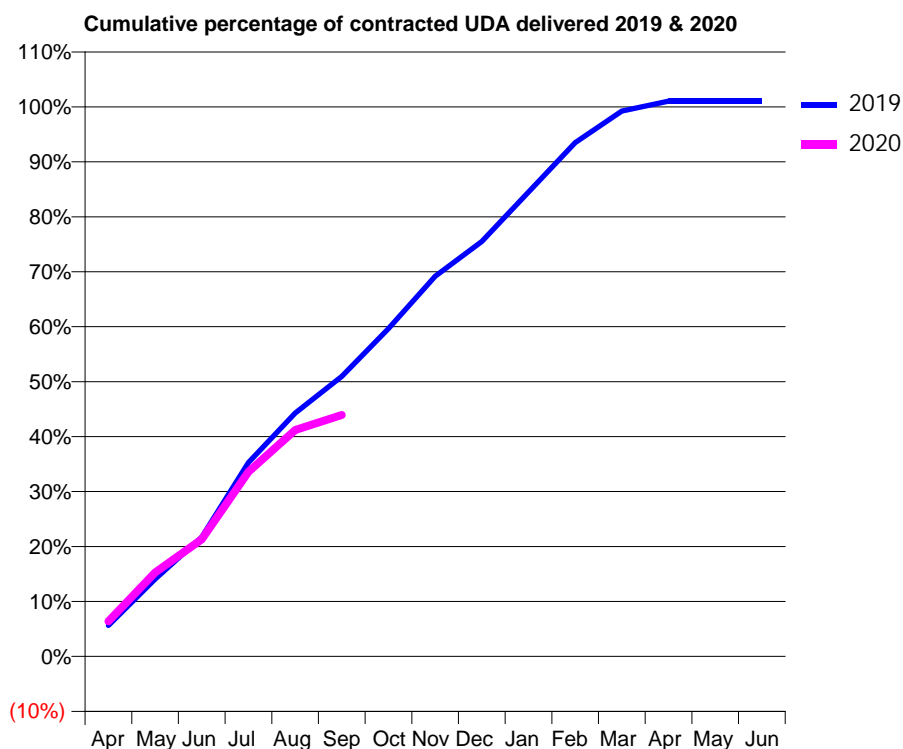
19/20 Contracted general activity (UDA)	12,918
Carry forward general activity (UDA)	0
19/20 Contracted orthodontic activity (UOA)	0
Carry forward orthodontic activity (UOA)	0
Baseline contract value	£300,358.89

ACCESS*

Patients seen in 24 months	Total	Change since previous quarter
Quarter ending September 2018	5,645	
Quarter ending December 2018	5,758	↑
Quarter ending March 2019	5,800	→
Quarter ending June 2019	5,736	↓
Quarter ending September 2019	5,714	→
Variance since September 2018	1.2%	→



ACTIVITY



Month	Adjusted Scheduled Activity (UDA)	
	2019	2020
April	728	825
May	1,819	1,974
June	2,806	2,752
July	4,557	4,339
August	5,720	5,320
September	6,582	5,675
October	7,708	
November	8,937	
December	9,754	
January	10,916	
February	12,076	
March	12,820	
April	13,053	
May	13,052	
June	13,052	

QUALITY

	Quantity	Base Number	Contract	AT	Region	England
% of FP17s for the same patient ID Re-attending within 3 months - Children	57	1,172	4.9%	10.9%	11.3%	11.5%
% of FP17s for the same patient ID Re-attending within 3 months - Adults	168	1,665	10.1%	14.3%	14.7%	15.4%
% of FP17s for the same patient ID Re-attending between 3 & 9 months - Children	656	1,172	56.0%	59.1%	60.8%	59.7%
% of FP17s for the same patient ID Re-attending between 3 & 9 months - Adults	736	1,665	44.2%	49.6%	52.8%	51.7%
% of FP17s for Band 1 Urgent Courses	189	2,710	7.0%	8.8%	8.2%	9.2%
% of FP17s Relating to Free Repair or Replacements	3	2,710	0.1%	0.6%	0.7%	0.7%
% of FP17s Relating to Continuations	0	2,710	0.0%	0.7%	0.8%	0.8%
% of Patients satisfied with the dentistry they have received	0	0	N/A	93.8%	93.2%	93.5%
% of Patients satisfied with the time they had to wait for an appointment	0	0	N/A	88.4%	88.5%	87.4%

* This is based on patients treated on this contract for their most recent course of treatment. Figures in italics indicate the base number of FP17s or Patient Questionnaire responses are less than 100. N/A is shown where the base number of responses is less than 10 during the period. % is calculated as Quantity/Base number*100

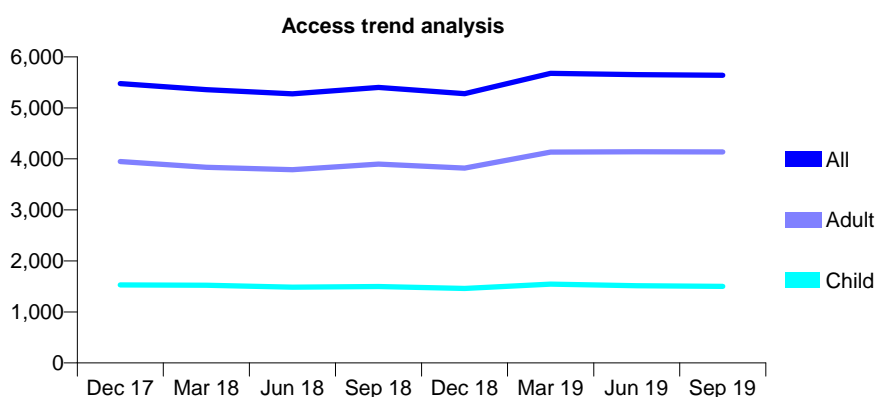
Q58 - Vital Signs At a Glance Contract Report for 101362/0020 - September 2019

Name or company name	Rodericks Dental Limited
Contract type name	GDS Contract
Purpose of contract	General
Contract start date	20/08/2009
Contract end date	

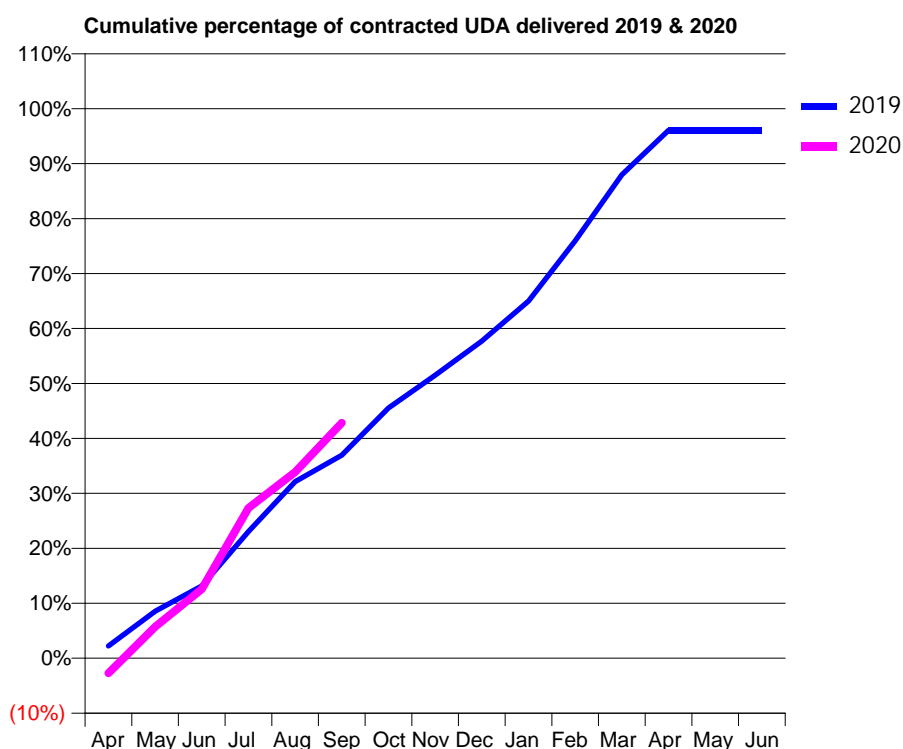
19/20 Contracted general activity (UDA)	14,000
Carry forward general activity (UDA)	550
19/20 Contracted orthodontic activity (UOA)	0
Carry forward orthodontic activity (UOA)	0
Baseline contract value	£372,996.67

ACCESS*

Patients seen in 24 months	Total	Change since previous quarter
Quarter ending September 2018	5,400	
Quarter ending December 2018	5,280	↓
Quarter ending March 2019	5,678	↑
Quarter ending June 2019	5,652	→
Quarter ending September 2019	5,638	→
Variance since September 2018	4.4%	↑



ACTIVITY



Month	2019	2020
April	312	-381
May	1,198	803
June	1,844	1,758
July	3,230	3,826
August	4,499	4,746
September	5,172	5,995
October	6,374	
November	7,210	
December	8,080	
January	9,099	
February	10,637	
March	12,315	
April	13,447	
May	13,449	
June	13,450	

QUALITY

	Quantity	Base Number	Contract	AT	Region	England
% of FP17s for the same patient ID Re-attending within 3 months - Children	124	1,234	10.0%	10.9%	11.3%	11.5%
% of FP17s for the same patient ID Re-attending within 3 months - Adults	327	2,635	12.4%	14.3%	14.7%	15.4%
% of FP17s for the same patient ID Re-attending between 3 & 9 months - Children	802	1,234	65.0%	59.1%	60.8%	59.7%
% of FP17s for the same patient ID Re-attending between 3 & 9 months - Adults	1,353	2,635	51.3%	49.6%	52.8%	51.7%
% of FP17s for Band 1 Urgent Courses	224	3,456	6.5%	8.8%	8.2%	9.2%
% of FP17s Relating to Free Repair or Replacements	28	3,456	0.8%	0.6%	0.7%	0.7%
% of FP17s Relating to Continuations	17	3,456	0.5%	0.7%	0.8%	0.8%
% of Patients satisfied with the dentistry they have received	0	0	N/A	93.8%	93.2%	93.5%
% of Patients satisfied with the time they had to wait for an appointment	0	0	N/A	88.4%	88.5%	87.4%

* This is based on patients treated on this contract for their most recent course of treatment.

Figures in italics indicate the base number of FP17s or Patient Questionnaire responses are less than 100. N/A is shown where the base number of responses is less than 10 during the period. % is calculated as Quantity/Base number*100

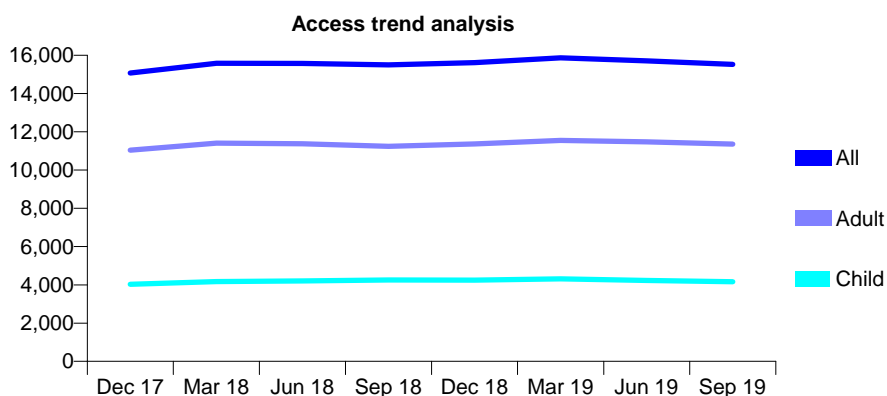
Q58 - Vital Signs At a Glance Contract Report for 101362/0021 - September 2019

Name or company name	Rodericks Dental Limited
Contract type name	GDS Contract
Purpose of contract	General
Contract start date	01/10/2009
Contract end date	

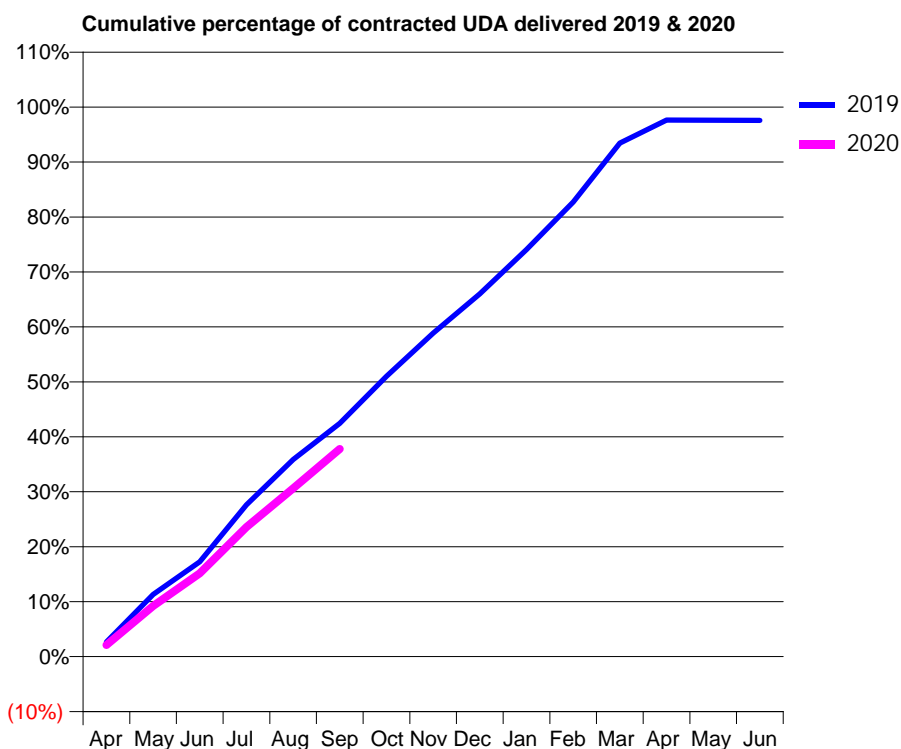
19/20 Contracted general activity (UDA)	40,147
Carry forward general activity (UDA)	976
19/20 Contracted orthodontic activity (UOA)	0
Carry forward orthodontic activity (UOA)	0
Baseline contract value	£1,210,340.49

ACCESS*

Patients seen in 24 months	Total	Change since previous quarter
Quarter ending September 2018	15,495	
Quarter ending December 2018	15,615	→
Quarter ending March 2019	15,863	→
Quarter ending June 2019	15,702	↓
Quarter ending September 2019	15,519	↓
Variance since September 2018	0.2%	→



ACTIVITY



Month	Adjusted Scheduled Activity (UDA)	
	2019	2020
April	1,077	854
May	4,549	3,711
June	6,927	6,081
July	11,092	9,460
August	14,392	12,296
September	17,045	15,178
October	20,472	
November	23,637	
December	26,492	
January	29,742	
February	33,206	
March	37,512	
April	39,194	
May	39,188	
June	39,171	

QUALITY

	Quantity	Base Number	Contract	AT	Region	England
% of FP17s for the same patient ID Re-attending within 3 months - Children	301	3,275	9.2%	10.9%	11.3%	11.5%
% of FP17s for the same patient ID Re-attending within 3 months - Adults	1,223	7,330	16.7%	14.3%	14.7%	15.4%
% of FP17s for the same patient ID Re-attending between 3 & 9 months - Children	2,202	3,275	67.2%	59.1%	60.8%	59.7%
% of FP17s for the same patient ID Re-attending between 3 & 9 months - Adults	3,964	7,330	54.1%	49.6%	52.8%	51.7%
% of FP17s for Band 1 Urgent Courses	1,777	9,272	19.2%	8.8%	8.2%	9.2%
% of FP17s Relating to Free Repair or Replacements	47	9,272	0.5%	0.6%	0.7%	0.7%
% of FP17s Relating to Continuations	8	9,272	0.1%	0.7%	0.8%	0.8%
% of Patients satisfied with the dentistry they have received	2	2	N/A	93.8%	93.2%	93.5%
% of Patients satisfied with the time they had to wait for an appointment	2	2	N/A	88.4%	88.5%	87.4%

* This is based on patients treated on this contract for their most recent course of treatment. Figures in italics indicate the base number of FP17s or Patient Questionnaire responses are less than 100. N/A is shown where the base number of responses is less than 10 during the period. % is calculated as Quantity/Base number*100

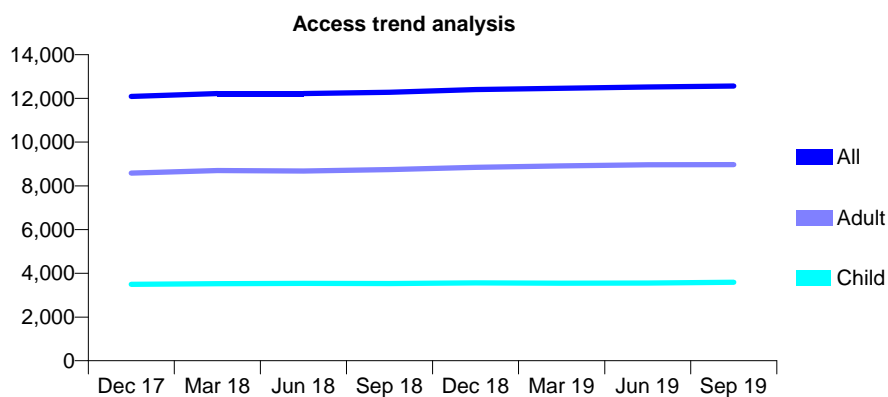
Q58 - Vital Signs At a Glance Contract Report for 101370/0047 - September 2019

Name or company name	Petrie Tucker & Partners Ltd
Contract type name	GDS Contract
Purpose of contract	General
Contract start date	01/04/2006
Contract end date	

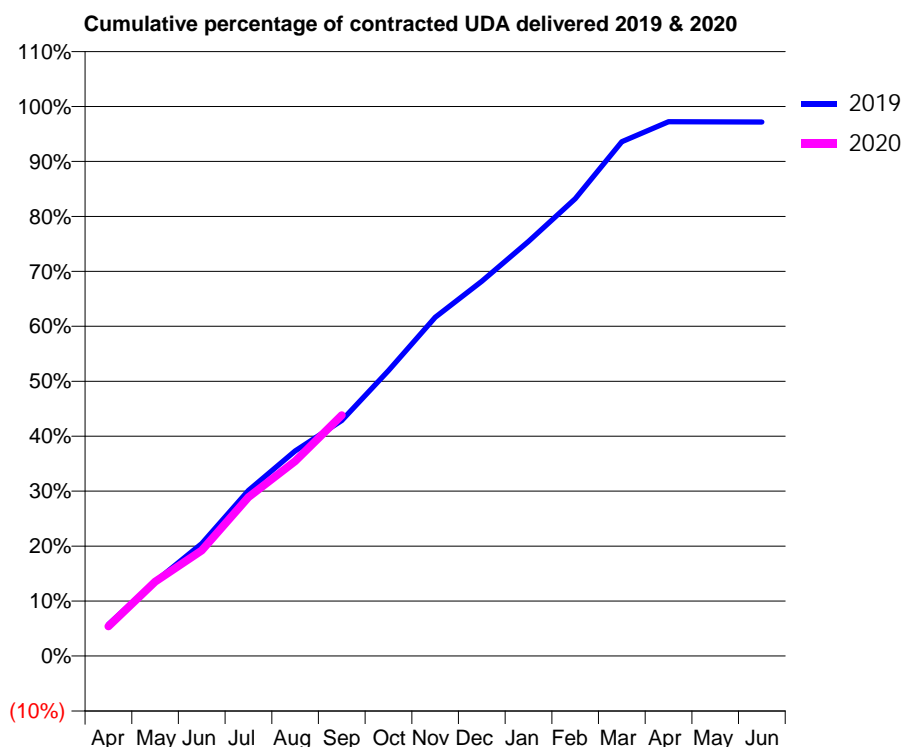
19/20 Contracted general activity (UDA)	29,673
Carry forward general activity (UDA)	0
19/20 Contracted orthodontic activity (UOA)	0
Carry forward orthodontic activity (UOA)	0
Baseline contract value	£831,678.15

ACCESS*

Patients seen in 24 months	Total	Change since previous quarter
Quarter ending September 2018	12,276	
Quarter ending December 2018	12,406	→
Quarter ending March 2019	12,463	→
Quarter ending June 2019	12,521	→
Quarter ending September 2019	12,561	→
Variance since September 2018	2.3%	↑



ACTIVITY



Month	Adjusted Scheduled Activity (UDA)	
	2019	2020
April	1,710	1,602
May	4,023	4,014
June	6,072	5,700
July	8,937	8,578
August	11,069	10,520
September	12,721	12,998
October	15,415	
November	18,286	
December	20,235	
January	22,383	
February	24,696	
March	27,768	
April	28,851	
May	28,841	
June	28,837	

QUALITY

	Quantity	Base Number	Contract	AT	Region	England
% of FP17s for the same patient ID Re-attending within 3 months - Children	65	2,363	2.8%	10.9%	11.3%	11.5%
% of FP17s for the same patient ID Re-attending within 3 months - Adults	345	4,764	7.2%	14.3%	14.7%	15.4%
% of FP17s for the same patient ID Re-attending between 3 & 9 months - Children	1,293	2,363	54.7%	59.1%	60.8%	59.7%
% of FP17s for the same patient ID Re-attending between 3 & 9 months - Adults	2,168	4,764	45.5%	49.6%	52.8%	51.7%
% of FP17s for Band 1 Urgent Courses	348	6,686	5.2%	8.8%	8.2%	9.2%
% of FP17s Relating to Free Repair or Replacements	24	6,686	0.4%	0.6%	0.7%	0.7%
% of FP17s Relating to Continuations	55	6,686	0.8%	0.7%	0.8%	0.8%
% of Patients satisfied with the dentistry they have received	4	4	N/A	93.8%	93.2%	93.5%
% of Patients satisfied with the time they had to wait for an appointment	4	4	N/A	88.4%	88.5%	87.4%

* This is based on patients treated on this contract for their most recent course of treatment.

Figures in italics indicate the base number of FP17s or Patient Questionnaire responses are less than 100. N/A is shown where the base number of responses is less than 10 during the period. % is calculated as Quantity/Base number*100

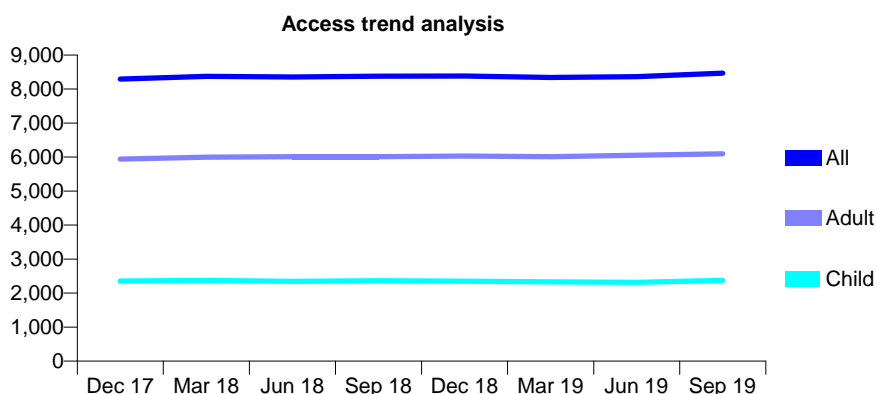
Q58 - Vital Signs At a Glance Contract Report for 101370/0057 - September 2019

Name or company name	Petrie Tucker & Partners Ltd
Contract type name	GDS Contract
Purpose of contract	General
Contract start date	01/04/2006
Contract end date	

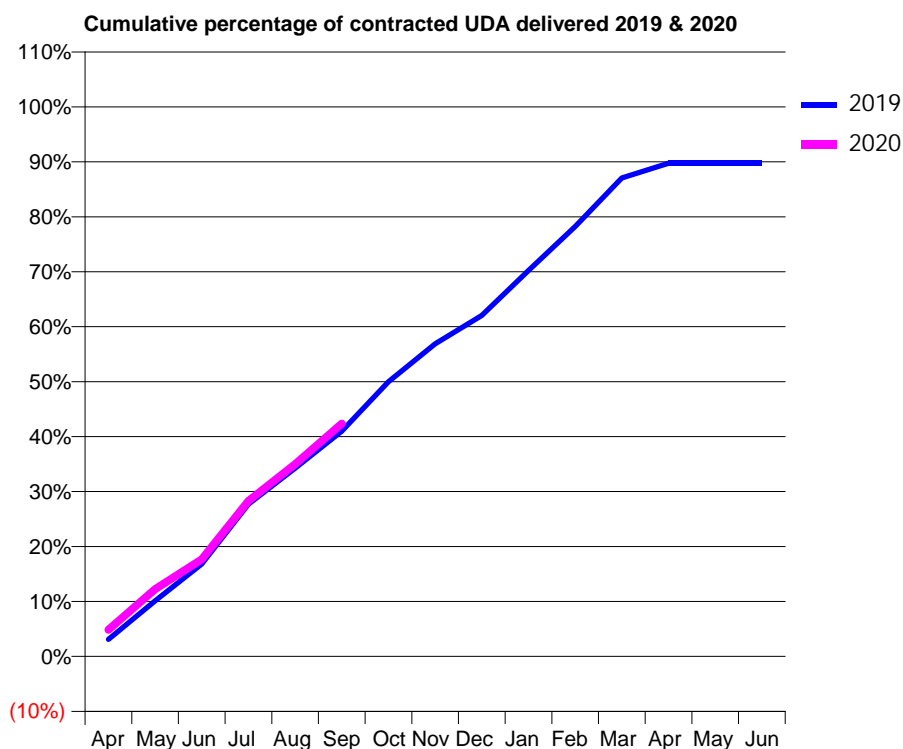
19/20 Contracted general activity (UDA)	24,667
Carry forward general activity (UDA)	0
19/20 Contracted orthodontic activity (UOA)	0
Carry forward orthodontic activity (UOA)	0
Baseline contract value	£632,124.88

ACCESS*

Patients seen in 24 months	Total	Change since previous quarter
Quarter ending September 2018	8,378	
Quarter ending December 2018	8,382	→
Quarter ending March 2019	8,344	→
Quarter ending June 2019	8,365	→
Quarter ending September 2019	8,468	→
Variance since September 2018	1.1%	→



ACTIVITY



Month	Adjusted Scheduled Activity (UDA)	
	2019	2020
April	761	1,202
May	2,501	3,020
June	4,153	4,358
July	6,836	6,976
August	8,448	8,629
September	10,110	10,451
October	12,336	
November	14,036	
December	15,305	
January	17,325	
February	19,299	
March	21,477	
April	22,133	
May	22,132	
June	22,132	

QUALITY

	Quantity	Base Number	Contract	AT	Region	England
% of FP17s for the same patient ID Re-attending within 3 months - Children	53	1,616	3.3%	10.9%	11.3%	11.5%
% of FP17s for the same patient ID Re-attending within 3 months - Adults	260	3,920	6.6%	14.3%	14.7%	15.4%
% of FP17s for the same patient ID Re-attending between 3 & 9 months - Children	594	1,616	36.8%	59.1%	60.8%	59.7%
% of FP17s for the same patient ID Re-attending between 3 & 9 months - Adults	1,339	3,920	34.2%	49.6%	52.8%	51.7%
% of FP17s for Band 1 Urgent Courses	165	5,198	3.2%	8.8%	8.2%	9.2%
% of FP17s Relating to Free Repair or Replacements	19	5,198	0.4%	0.6%	0.7%	0.7%
% of FP17s Relating to Continuations	52	5,198	1.0%	0.7%	0.8%	0.8%
% of Patients satisfied with the dentistry they have received	2	2	N/A	93.8%	93.2%	93.5%
% of Patients satisfied with the time they had to wait for an appointment	2	2	N/A	88.4%	88.5%	87.4%

* This is based on patients treated on this contract for their most recent course of treatment. Figures in italics indicate the base number of FP17s or Patient Questionnaire responses are less than 100. N/A is shown where the base number of responses is less than 10 during the period. % is calculated as Quantity/Base number*100

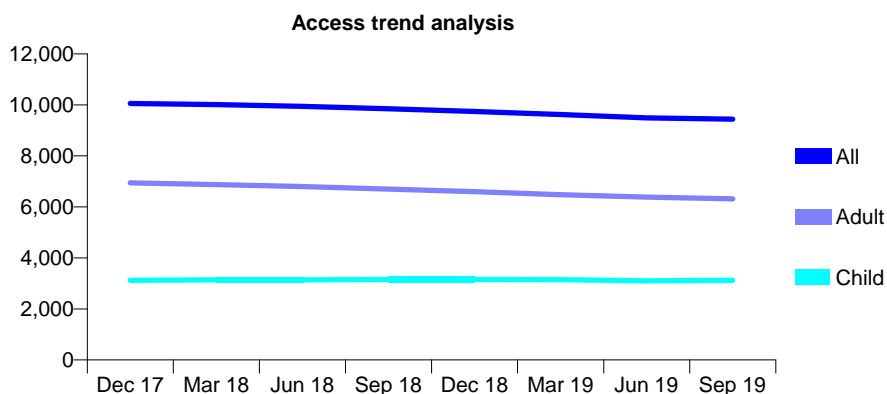
Q58 - Vital Signs At a Glance Contract Report for 101370/0064 - September 2019

Name or company name	Petrie Tucker & Partners Ltd
Contract type name	GDS Contract
Purpose of contract	General
Contract start date	01/04/2006
Contract end date	

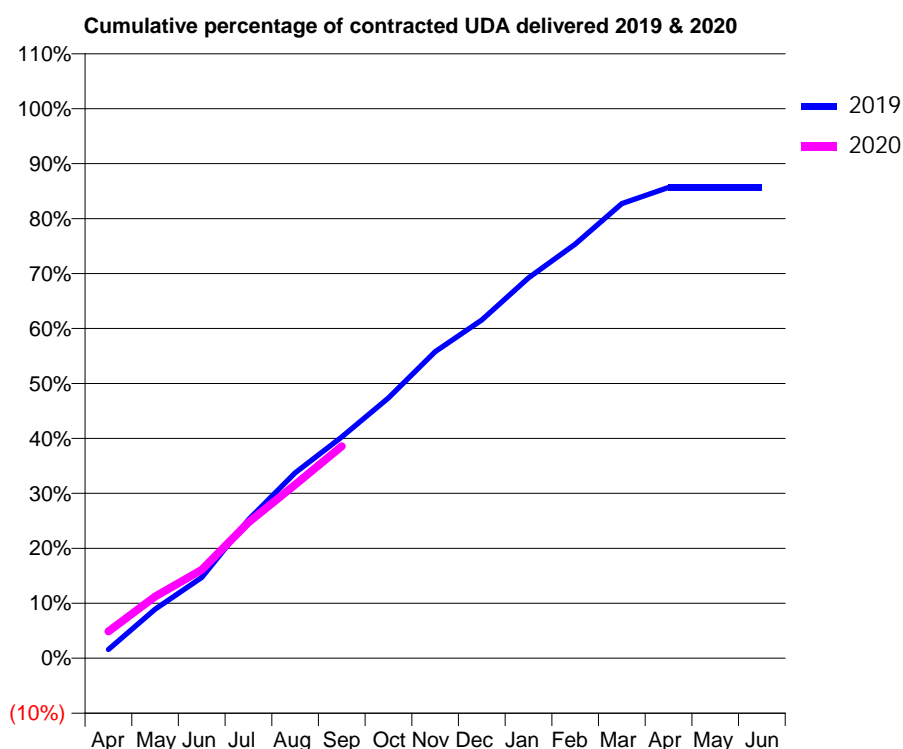
19/20 Contracted general activity (UDA)	31,719
Carry forward general activity (UDA)	0
19/20 Contracted orthodontic activity (UOA)	0
Carry forward orthodontic activity (UOA)	0
Baseline contract value	£883,208.66

ACCESS*

Patients seen in 24 months	Total	Change since previous quarter
Quarter ending September 2018	9,846	
Quarter ending December 2018	9,744	↓
Quarter ending March 2019	9,622	↓
Quarter ending June 2019	9,489	↓
Quarter ending September 2019	9,438	→
Variance since September 2018	(4.1%)	↓



ACTIVITY



Month	2019	2020
April	501	1,551
May	2,837	3,558
June	4,660	5,107
July	7,993	7,836
August	10,706	10,016
September	12,772	12,238
October	15,020	
November	17,689	
December	19,523	
January	21,949	
February	23,905	
March	26,236	
April	27,169	
May	27,173	
June	27,173	

QUALITY

	Quantity	Base Number	Contract	AT	Region	England
% of FP17s for the same patient ID Re-attending within 3 months - Children	129	2,079	6.2%	10.9%	11.3%	11.5%
% of FP17s for the same patient ID Re-attending within 3 months - Adults	358	3,419	10.5%	14.3%	14.7%	15.4%
% of FP17s for the same patient ID Re-attending between 3 & 9 months - Children	1,013	2,079	48.7%	59.1%	60.8%	59.7%
% of FP17s for the same patient ID Re-attending between 3 & 9 months - Adults	1,450	3,419	42.4%	49.6%	52.8%	51.7%
% of FP17s for Band 1 Urgent Courses	383	5,092	7.5%	8.8%	8.2%	9.2%
% of FP17s Relating to Free Repair or Replacements	11	5,092	0.2%	0.6%	0.7%	0.7%
% of FP17s Relating to Continuations	41	5,092	0.8%	0.7%	0.8%	0.8%
% of Patients satisfied with the dentistry they have received	2	4	N/A	93.8%	93.2%	93.5%
% of Patients satisfied with the time they had to wait for an appointment	3	4	N/A	88.4%	88.5%	87.4%

* This is based on patients treated on this contract for their most recent course of treatment.

Figures in italics indicate the base number of FP17s or Patient Questionnaire responses are less than 100. N/A is shown where the base number of responses is less than 10 during the period. % is calculated as Quantity/Base number*100

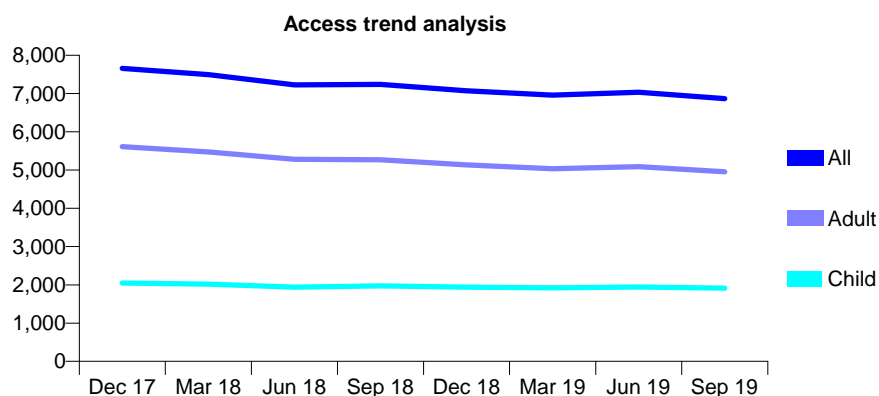
Q58 - Vital Signs At a Glance Contract Report for 101370/0065 - September 2019

Name or company name	Petrie Tucker & Partners Ltd
Contract type name	GDS Contract
Purpose of contract	General
Contract start date	01/04/2006
Contract end date	

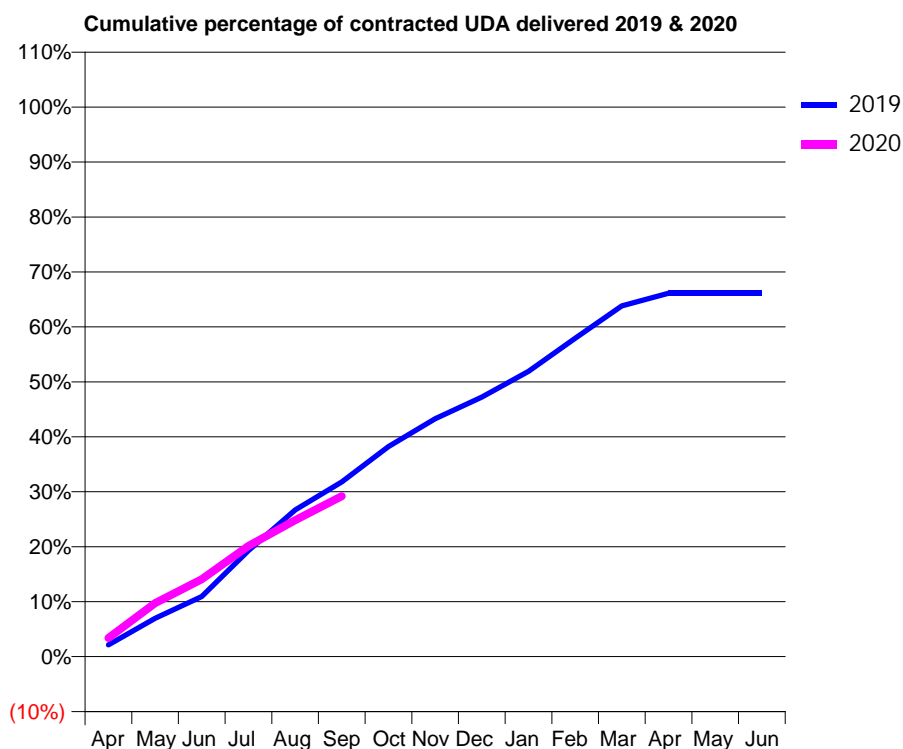
19/20 Contracted general activity (UDA)	21,251
Carry forward general activity (UDA)	0
19/20 Contracted orthodontic activity (UOA)	0
Carry forward orthodontic activity (UOA)	0
Baseline contract value	£523,709.77

ACCESS*

Patients seen in 24 months	Total	Change since previous quarter
Quarter ending September 2018	7,240	
Quarter ending December 2018	7,072	↓
Quarter ending March 2019	6,958	↓
Quarter ending June 2019	7,031	→
Quarter ending September 2019	6,867	↓
Variance since September 2018	(5.2%)	↓



ACTIVITY



Month	Adjusted Scheduled Activity (UDA)	
	2019	2020
April	456	721
May	1,482	2,072
June	2,323	2,992
July	4,105	4,284
August	5,677	5,280
September	6,754	6,205
October	8,125	
November	9,197	
December	10,040	
January	11,031	
February	12,315	
March	13,561	
April	14,052	
May	14,050	
June	14,050	

QUALITY

	Quantity	Base Number	Contract	AT	Region	England
% of FP17s for the same patient ID Re-attending within 3 months - Children	74	1,257	5.9%	10.9%	11.3%	11.5%
% of FP17s for the same patient ID Re-attending within 3 months - Adults	327	2,678	12.2%	14.3%	14.7%	15.4%
% of FP17s for the same patient ID Re-attending between 3 & 9 months - Children	706	1,257	56.2%	59.1%	60.8%	59.7%
% of FP17s for the same patient ID Re-attending between 3 & 9 months - Adults	1,108	2,678	41.4%	49.6%	52.8%	51.7%
% of FP17s for Band 1 Urgent Courses	327	3,663	8.9%	8.8%	8.2%	9.2%
% of FP17s Relating to Free Repair or Replacements	18	3,663	0.5%	0.6%	0.7%	0.7%
% of FP17s Relating to Continuations	47	3,663	1.3%	0.7%	0.8%	0.8%
% of Patients satisfied with the dentistry they have received	2	2	N/A	93.8%	93.2%	93.5%
% of Patients satisfied with the time they had to wait for an appointment	1	2	N/A	88.4%	88.5%	87.4%

* This is based on patients treated on this contract for their most recent course of treatment. Figures in italics indicate the base number of FP17s or Patient Questionnaire responses are less than 100. N/A is shown where the base number of responses is less than 10 during the period. % is calculated as Quantity/Base number*100

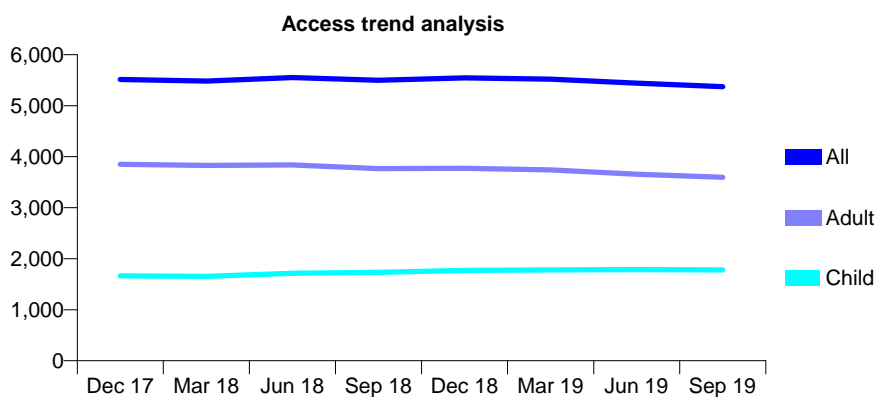
Q58 - Vital Signs At a Glance Contract Report for 101435/0003 - September 2019

Name or company name	IDH Limited
Contract type name	GDS Contract
Purpose of contract	General and Orthodontic
Contract start date	01/04/2006
Contract end date	

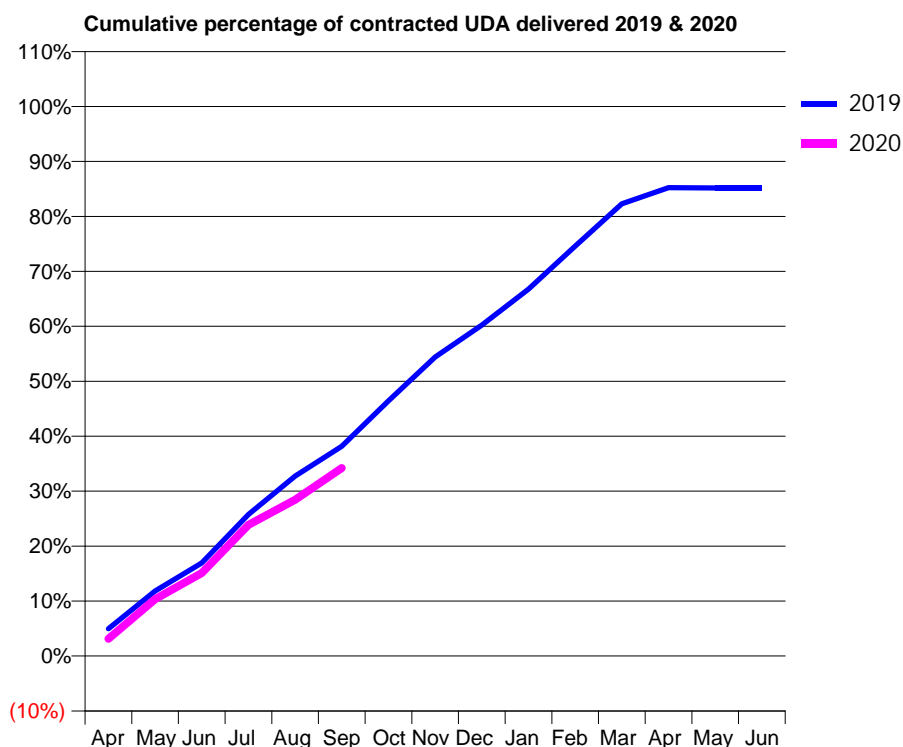
19/20 Contracted general activity (UDA)	15,825
Carry forward general activity (UDA)	0
19/20 Contracted orthodontic activity (UOA)	428
Carry forward orthodontic activity (UOA)	0
Baseline contract value	£444,034.93

ACCESS*

Patients seen in 24 months	Total	Change since previous quarter
Quarter ending September 2018	5,498	
Quarter ending December 2018	5,543	→
Quarter ending March 2019	5,519	→
Quarter ending June 2019	5,443	↓
Quarter ending September 2019	5,374	↓
Variance since September 2018	(2.3%)	↓



ACTIVITY



Month	Adjusted Scheduled Activity (UDA)	
	2019	2020
April	785	496
May	1,872	1,638
June	2,680	2,389
July	4,078	3,777
August	5,183	4,500
September	6,041	5,414
October	7,350	
November	8,611	
December	9,531	
January	10,567	
February	11,805	
March	13,020	
April	13,483	
May	13,478	
June	13,478	

QUALITY

	Quantity	Base Number	Contract	AT	Region	England
% of FP17s for the same patient ID Re-attending within 3 months - Children	69	1,085	6.4%	10.9%	11.3%	11.5%
% of FP17s for the same patient ID Re-attending within 3 months - Adults	138	1,659	8.3%	14.3%	14.7%	15.4%
% of FP17s for the same patient ID Re-attending between 3 & 9 months - Children	552	1,085	50.9%	59.1%	60.8%	59.7%
% of FP17s for the same patient ID Re-attending between 3 & 9 months - Adults	679	1,659	40.9%	49.6%	52.8%	51.7%
% of FP17s for Band 1 Urgent Courses	195	2,551	7.6%	8.8%	8.2%	9.2%
% of FP17s Relating to Free Repair or Replacements	10	2,551	0.4%	0.6%	0.7%	0.7%
% of FP17s Relating to Continuations	17	2,551	0.7%	0.7%	0.8%	0.8%
% of Patients satisfied with the dentistry they have received	3	3	N/A	93.8%	93.2%	93.5%
% of Patients satisfied with the time they had to wait for an appointment	3	3	N/A	88.4%	88.5%	87.4%

* This is based on patients treated on this contract for their most recent course of treatment. Figures in italics indicate the base number of FP17s or Patient Questionnaire responses are less than 100. N/A is shown where the base number of responses is less than 10 during the period. % is calculated as Quantity/Base number*100

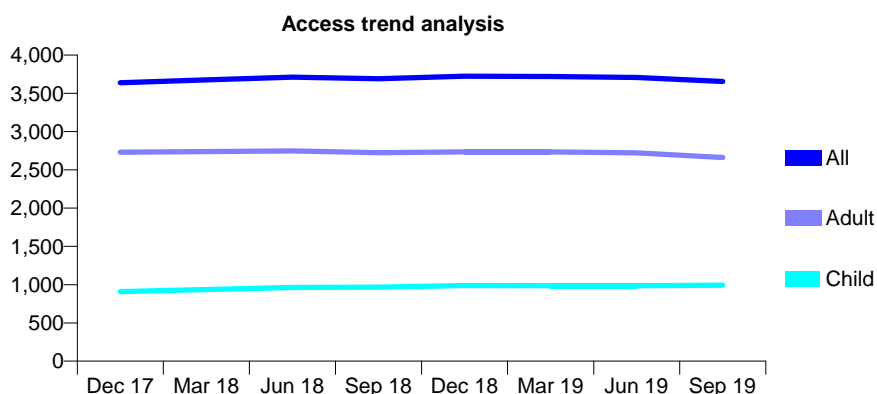
Q58 - Vital Signs At a Glance Contract Report for 101435/0081 - September 2019

Name or company name	IDH Limited
Contract type name	GDS Contract
Purpose of contract	General
Contract start date	01/02/2008
Contract end date	

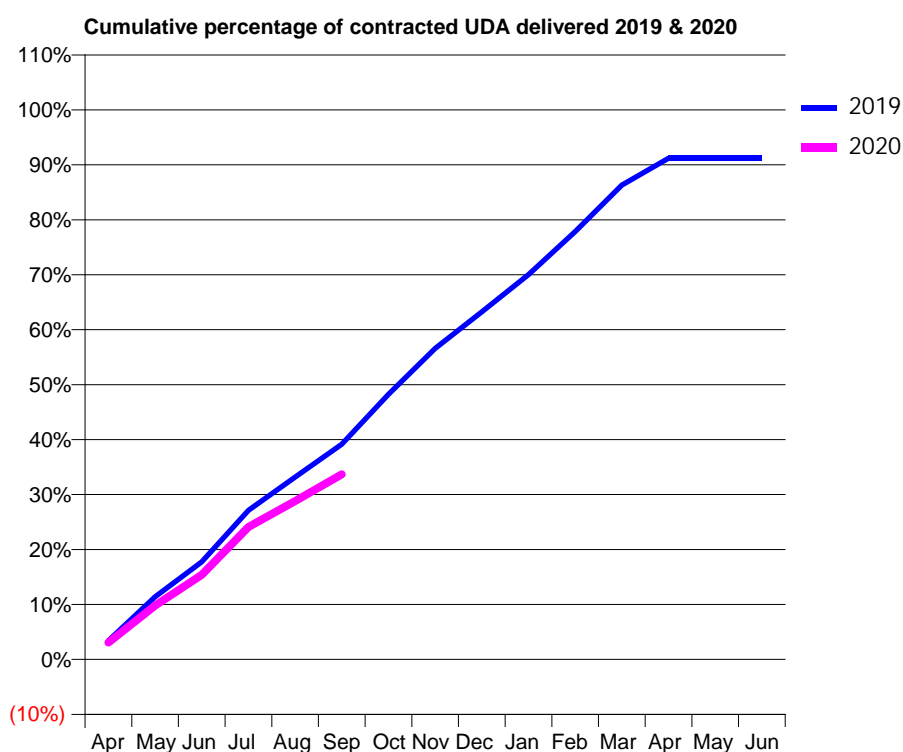
19/20 Contracted general activity (UDA)	11,105
Carry forward general activity (UDA)	0
19/20 Contracted orthodontic activity (UOA)	0
Carry forward orthodontic activity (UOA)	0
Baseline contract value	£294,844.88

ACCESS*

Patients seen in 24 months	Total	Change since previous quarter
Quarter ending September 2018	3,691	
Quarter ending December 2018	3,724	→
Quarter ending March 2019	3,721	→
Quarter ending June 2019	3,707	→
Quarter ending September 2019	3,655	↓
Variance since September 2018	(1.0%)	→



ACTIVITY



Month	2019	2020
April	380	341
May	1,268	1,087
June	1,970	1,709
July	3,012	2,678
August	3,686	3,201
September	4,347	3,741
October	5,356	
November	6,286	
December	7,023	
January	7,777	
February	8,646	
March	9,585	
April	10,130	
May	10,130	
June	10,130	

QUALITY

	Quantity	Base Number	Contract	AT	Region	England
% of FP17s for the same patient ID Re-attending within 3 months - Children	17	552	3.1%	10.9%	11.3%	11.5%
% of FP17s for the same patient ID Re-attending within 3 months - Adults	134	1,350	9.9%	14.3%	14.7%	15.4%
% of FP17s for the same patient ID Re-attending between 3 & 9 months - Children	249	552	45.1%	59.1%	60.8%	59.7%
% of FP17s for the same patient ID Re-attending between 3 & 9 months - Adults	452	1,350	33.5%	49.6%	52.8%	51.7%
% of FP17s for Band 1 Urgent Courses	127	1,739	7.3%	8.8%	8.2%	9.2%
% of FP17s Relating to Free Repair or Replacements	11	1,739	0.6%	0.6%	0.7%	0.7%
% of FP17s Relating to Continuations	11	1,739	0.6%	0.7%	0.8%	0.8%
% of Patients satisfied with the dentistry they have received	1	1	N/A	93.8%	93.2%	93.5%
% of Patients satisfied with the time they had to wait for an appointment	1	1	N/A	88.4%	88.5%	87.4%

* This is based on patients treated on this contract for their most recent course of treatment. Figures in italics indicate the base number of FP17s or Patient Questionnaire responses are less than 100. N/A is shown where the base number of responses is less than 10 during the period. % is calculated as Quantity/Base number*100

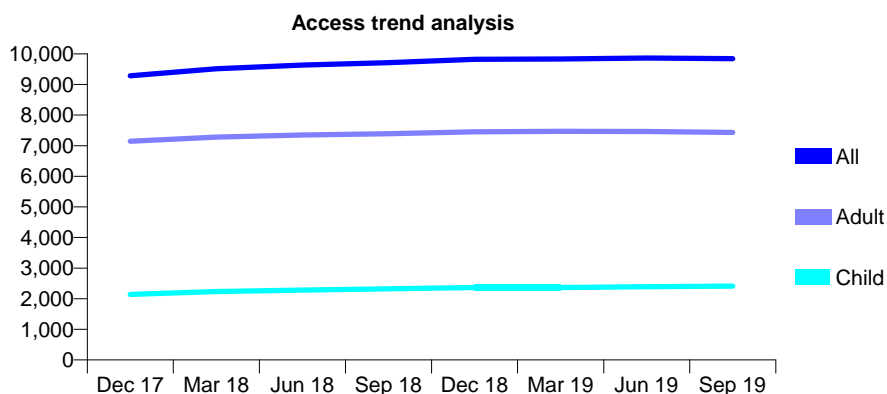
Q58 - Vital Signs At a Glance Contract Report for 101435/0082 - September 2019

Name or company name	IDH Limited
Contract type name	GDS Contract
Purpose of contract	General
Contract start date	01/02/2008
Contract end date	

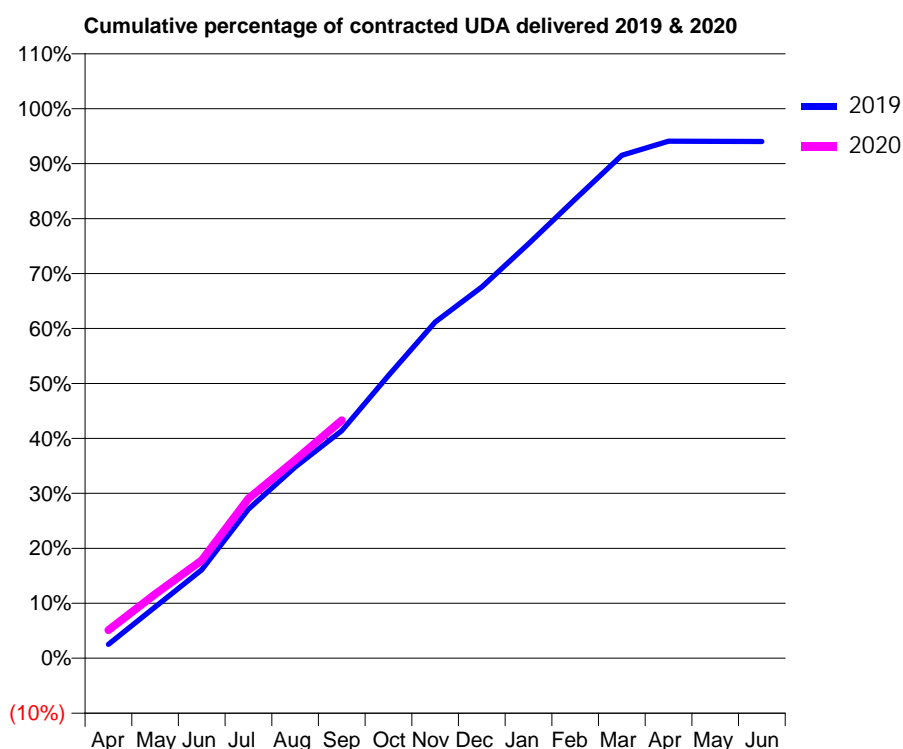
19/20 Contracted general activity (UDA)	25,924
Carry forward general activity (UDA)	0
19/20 Contracted orthodontic activity (UOA)	0
Carry forward orthodontic activity (UOA)	0
Baseline contract value	£619,694.07

ACCESS*

Patients seen in 24 months	Total	Change since previous quarter
Quarter ending September 2018	9,714	
Quarter ending December 2018	9,822	→
Quarter ending March 2019	9,834	→
Quarter ending June 2019	9,864	→
Quarter ending September 2019	9,841	→
Variance since September 2018	1.3%	→



ACTIVITY



Month	2019	2020
April	649	1,324
May	2,417	3,026
June	4,173	4,616
July	7,031	7,531
August	9,016	9,350
September	10,728	11,224
October	13,337	
November	15,854	
December	17,511	
January	19,552	
February	21,654	
March	23,727	
April	24,390	
May	24,378	
June	24,375	

QUALITY

	Quantity	Base Number	Contract	AT	Region	England
% of FP17s for the same patient ID Re-attending within 3 months - Children	104	1,737	6.0%	10.9%	11.3%	11.5%
% of FP17s for the same patient ID Re-attending within 3 months - Adults	684	5,331	12.8%	14.3%	14.7%	15.4%
% of FP17s for the same patient ID Re-attending between 3 & 9 months - Children	1,057	1,737	60.9%	59.1%	60.8%	59.7%
% of FP17s for the same patient ID Re-attending between 3 & 9 months - Adults	3,151	5,331	59.1%	49.6%	52.8%	51.7%
% of FP17s for Band 1 Urgent Courses	377	6,731	5.6%	8.8%	8.2%	9.2%
% of FP17s Relating to Free Repair or Replacements	73	6,731	1.1%	0.6%	0.7%	0.7%
% of FP17s Relating to Continuations	126	6,731	1.9%	0.7%	0.8%	0.8%
% of Patients satisfied with the dentistry they have received	1	1	N/A	93.8%	93.2%	93.5%
% of Patients satisfied with the time they had to wait for an appointment	1	1	N/A	88.4%	88.5%	87.4%

* This is based on patients treated on this contract for their most recent course of treatment.

Figures in italics indicate the base number of FP17s or Patient Questionnaire responses are less than 100. N/A is shown where the base number of responses is less than 10 during the period. % is calculated as Quantity/Base number*100

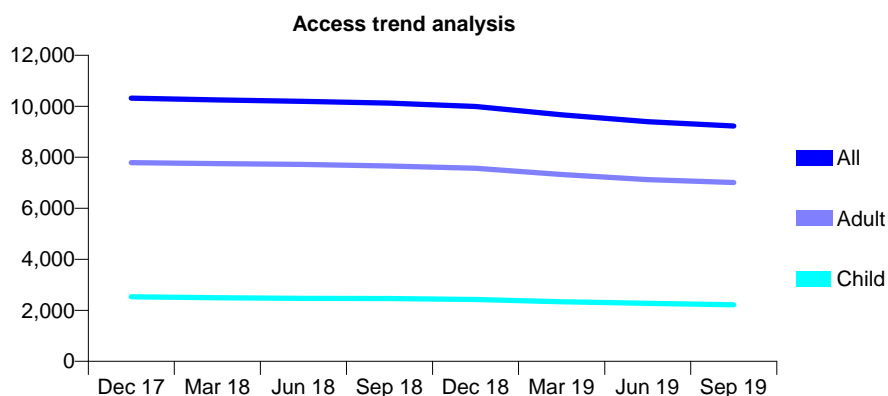
Q58 - Vital Signs At a Glance Contract Report for 101435/0088 - September 2019

Name or company name	IDH Limited
Contract type name	GDS Contract
Purpose of contract	General
Contract start date	23/02/2008
Contract end date	

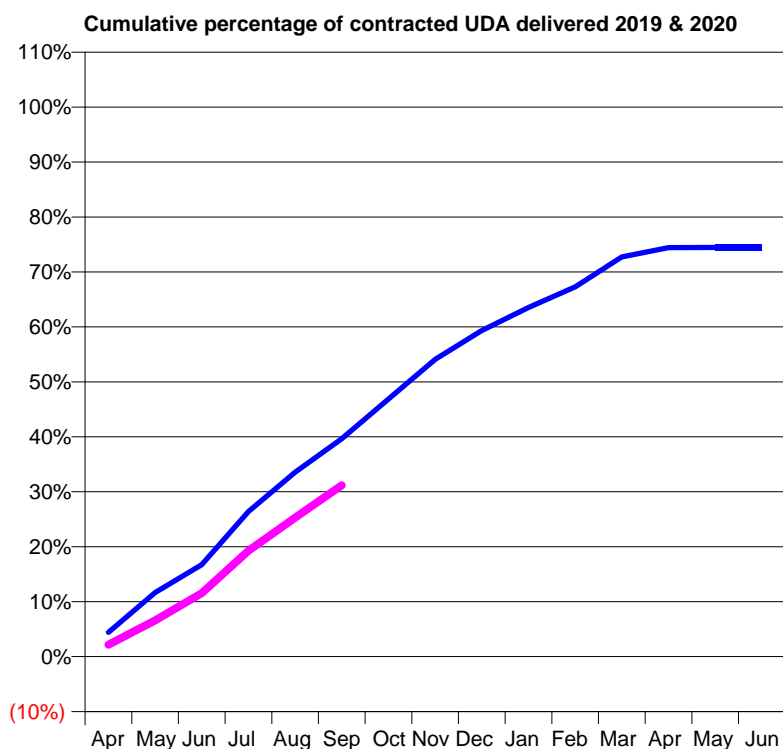
19/20 Contracted general activity (UDA)	29,108
Carry forward general activity (UDA)	0
19/20 Contracted orthodontic activity (UOA)	0
Carry forward orthodontic activity (UOA)	0
Baseline contract value	£836,399.14

ACCESS*

Patients seen in 24 months	Total	Change since previous quarter
Quarter ending September 2018	10,124	
Quarter ending December 2018	9,991	↓
Quarter ending March 2019	9,664	↓
Quarter ending June 2019	9,399	↓
Quarter ending September 2019	9,226	↓
Variance since September 2018	(8.9%)	↓



ACTIVITY



Month	Adjusted Scheduled Activity (UDA)	
	2019	2020
April	1,286	631
May	3,394	1,924
June	4,873	3,358
July	7,687	5,613
August	9,770	7,363
September	11,542	9,072
October	13,641	
November	15,752	
December	17,276	
January	18,492	
February	19,583	
March	21,173	
April	21,663	
May	21,665	
June	21,665	

QUALITY

	Quantity	Base Number	Contract	AT	Region	England
% of FP17s for the same patient ID Re-attending within 3 months - Children	47	1,463	3.2%	10.9%	11.3%	11.5%
% of FP17s for the same patient ID Re-attending within 3 months - Adults	389	4,140	9.4%	14.3%	14.7%	15.4%
% of FP17s for the same patient ID Re-attending between 3 & 9 months - Children	722	1,463	49.4%	59.1%	60.8%	59.7%
% of FP17s for the same patient ID Re-attending between 3 & 9 months - Adults	1,620	4,140	39.1%	49.6%	52.8%	51.7%
% of FP17s for Band 1 Urgent Courses	348	5,342	6.5%	8.8%	8.2%	9.2%
% of FP17s Relating to Free Repair or Replacements	19	5,342	0.4%	0.6%	0.7%	0.7%
% of FP17s Relating to Continuations	64	5,342	1.2%	0.7%	0.8%	0.8%
% of Patients satisfied with the dentistry they have received	0	0	N/A	93.8%	93.2%	93.5%
% of Patients satisfied with the time they had to wait for an appointment	0	0	N/A	88.4%	88.5%	87.4%

* This is based on patients treated on this contract for their most recent course of treatment. Figures in italics indicate the base number of FP17s or Patient Questionnaire responses are less than 100. N/A is shown where the base number of responses is less than 10 during the period. % is calculated as Quantity/Base number*100

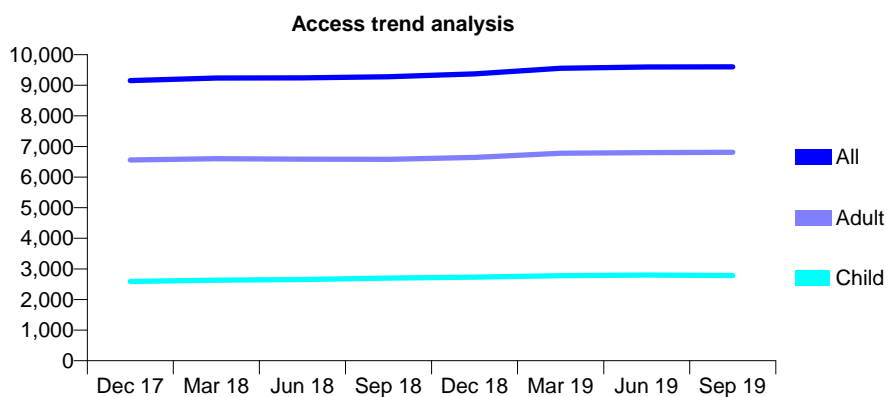
Q58 - Vital Signs At a Glance Contract Report for 101435/0089 - September 2019

Name or company name	IDH Limited
Contract type name	GDS Contract
Purpose of contract	General
Contract start date	23/02/2008
Contract end date	

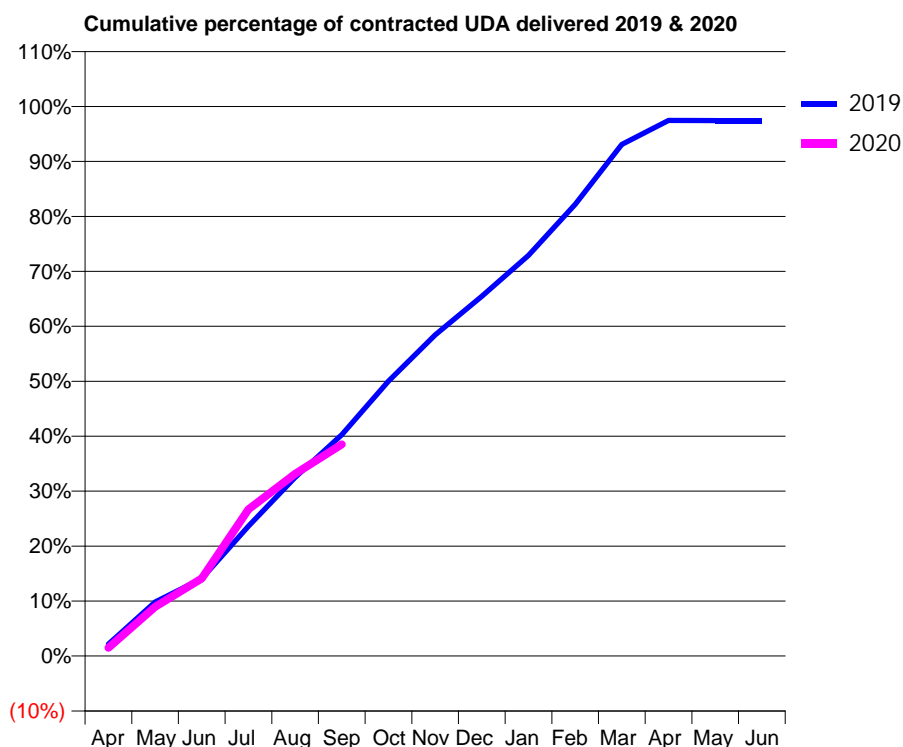
19/20 Contracted general activity (UDA)	21,831
Carry forward general activity (UDA)	562
19/20 Contracted orthodontic activity (UOA)	0
Carry forward orthodontic activity (UOA)	0
Baseline contract value	£627,298.43

ACCESS*

Patients seen in 24 months	Total	Change since previous quarter
Quarter ending September 2018	9,280	
Quarter ending December 2018	9,370	→
Quarter ending March 2019	9,556	→
Quarter ending June 2019	9,599	→
Quarter ending September 2019	9,602	→
Variance since September 2018	3.5%	↑



ACTIVITY



Month	Adjusted Scheduled Activity (UDA)	
	2019	2020
April	473	333
May	2,150	1,956
June	3,075	3,078
July	5,165	5,825
August	7,102	7,241
September	8,794	8,409
October	10,921	
November	12,757	
December	14,289	
January	15,917	
February	17,944	
March	20,324	
April	21,271	
May	21,270	
June	21,270	

QUALITY

	Quantity	Base Number	Contract	AT	Region	England
% of FP17s for the same patient ID Re-attending within 3 months - Children	67	1,968	3.4%	10.9%	11.3%	11.5%
% of FP17s for the same patient ID Re-attending within 3 months - Adults	248	3,538	7.0%	14.3%	14.7%	15.4%
% of FP17s for the same patient ID Re-attending between 3 & 9 months - Children	1,285	1,968	65.3%	59.1%	60.8%	59.7%
% of FP17s for the same patient ID Re-attending between 3 & 9 months - Adults	1,083	3,538	30.6%	49.6%	52.8%	51.7%
% of FP17s for Band 1 Urgent Courses	177	5,078	3.5%	8.8%	8.2%	9.2%
% of FP17s Relating to Free Repair or Replacements	13	5,078	0.3%	0.6%	0.7%	0.7%
% of FP17s Relating to Continuations	37	5,078	0.7%	0.7%	0.8%	0.8%
% of Patients satisfied with the dentistry they have received	4	4	N/A	93.8%	93.2%	93.5%
% of Patients satisfied with the time they had to wait for an appointment	4	4	N/A	88.4%	88.5%	87.4%

* This is based on patients treated on this contract for their most recent course of treatment. Figures in italics indicate the base number of FP17s or Patient Questionnaire responses are less than 100. N/A is shown where the base number of responses is less than 10 during the period. % is calculated as Quantity/Base number*100

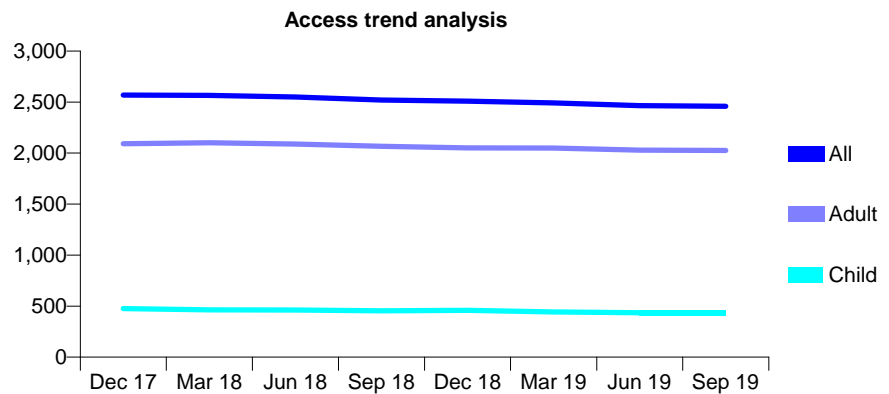
Q58 - Vital Signs At a Glance Contract Report for 102024/0001 - September 2019

Name or company name	Teamcare Dental Practice
Contract type name	GDS Contract
Purpose of contract	General
Contract start date	18/08/2015
Contract end date	

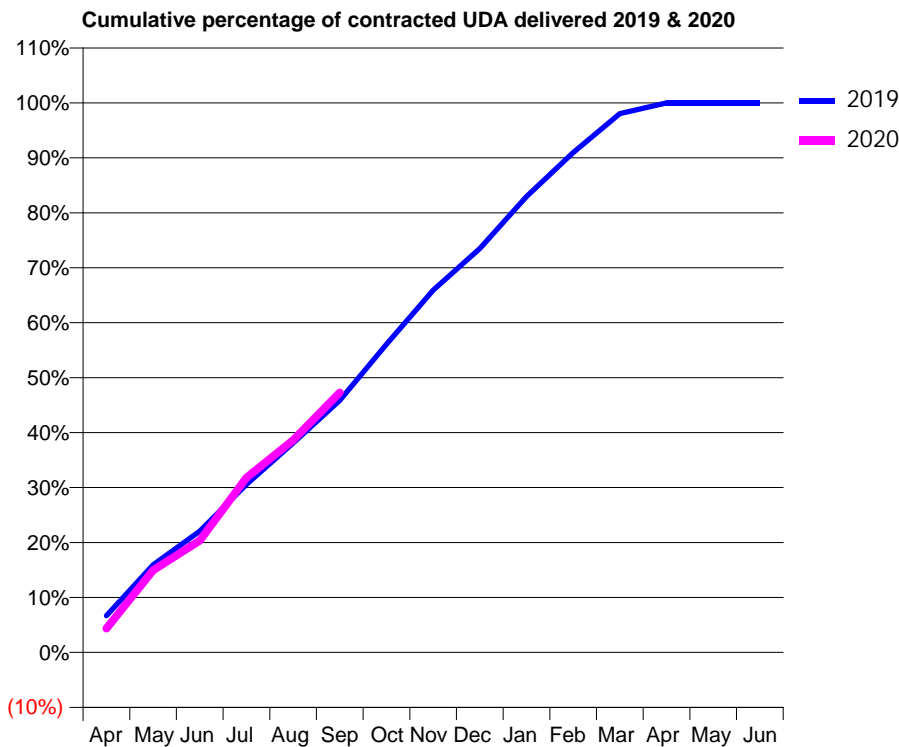
19/20 Contracted general activity (UDA)	7,400
Carry forward general activity (UDA)	0
19/20 Contracted orthodontic activity (UOA)	0
Carry forward orthodontic activity (UOA)	0
Baseline contract value	£176,645.69

ACCESS*

Patients seen in 24 months	Total	Change since previous quarter
Quarter ending September 2018	2,520	
Quarter ending December 2018	2,509	→
Quarter ending March 2019	2,492	→
Quarter ending June 2019	2,465	↓
Quarter ending September 2019	2,459	→
Variance since September 2018	(2.4%)	↓



ACTIVITY



Month	Adjusted Scheduled Activity (UDA)	
	2019	2020
April	494	323
May	1,181	1,107
June	1,633	1,505
July	2,261	2,354
August	2,820	2,857
September	3,394	3,499
October	4,148	
November	4,879	
December	5,438	
January	6,138	
February	6,731	
March	7,255	
April	7,399	
May	7,399	
June	7,399	

QUALITY

	Quantity	Base Number	Contract	AT	Region	England
% of FP17s for the same patient ID Re-attending within 3 months - Children	21	398	5.3%	10.9%	11.3%	11.5%
% of FP17s for the same patient ID Re-attending within 3 months - Adults	249	1,657	15.0%	14.3%	14.7%	15.4%
% of FP17s for the same patient ID Re-attending between 3 & 9 months - Children	307	398	77.1%	59.1%	60.8%	59.7%
% of FP17s for the same patient ID Re-attending between 3 & 9 months - Adults	1,043	1,657	62.9%	49.6%	52.8%	51.7%
% of FP17s for Band 1 Urgent Courses	61	1,971	3.1%	8.8%	8.2%	9.2%
% of FP17s Relating to Free Repair or Replacements	4	1,971	0.2%	0.6%	0.7%	0.7%
% of FP17s Relating to Continuations	47	1,971	2.4%	0.7%	0.8%	0.8%
% of Patients satisfied with the dentistry they have received	1	1	N/A	93.8%	93.2%	93.5%
% of Patients satisfied with the time they had to wait for an appointment	1	1	N/A	88.4%	88.5%	87.4%

* This is based on patients treated on this contract for their most recent course of treatment. Figures in italics indicate the base number of FP17s or Patient Questionnaire responses are less than 100. N/A is shown where the base number of responses is less than 10 during the period. % is calculated as Quantity/Base number*100

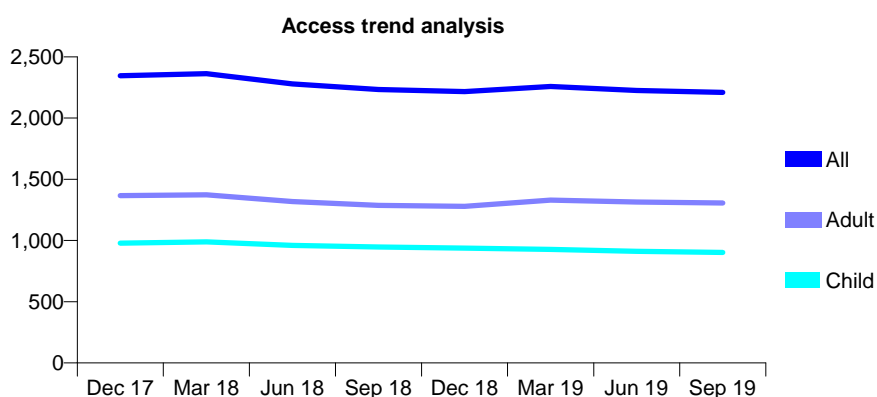
Q58 - Vital Signs At a Glance Contract Report for 102857/0001 - September 2019

Name or company name	PANSHANGER DENTAL PRACTICE
Contract type name	GDS Contract
Purpose of contract	General
Contract start date	01/12/2012
Contract end date	

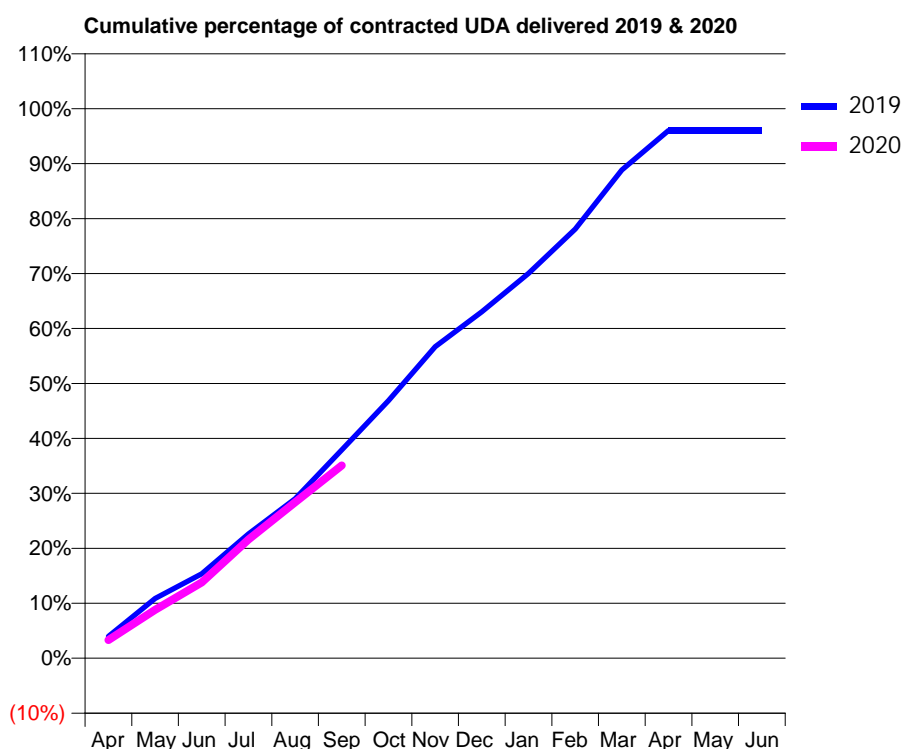
19/20 Contracted general activity (UDA)	7,192
Carry forward general activity (UDA)	0
19/20 Contracted orthodontic activity (UOA)	0
Carry forward orthodontic activity (UOA)	0
Baseline contract value	£175,439.53

ACCESS*

Patients seen in 24 months	Total	Change since previous quarter
Quarter ending September 2018	2,234	
Quarter ending December 2018	2,216	→
Quarter ending March 2019	2,259	→
Quarter ending June 2019	2,226	↓
Quarter ending September 2019	2,210	→
Variance since September 2018	(1.1%)	↓



ACTIVITY



Month	2019	2020
April	288	238
May	783	634
June	1,105	992
July	1,626	1,555
August	2,086	2,041
September	2,727	2,523
October	3,371	
November	4,077	
December	4,534	
January	5,035	
February	5,617	
March	6,388	
April	6,908	
May	6,908	
June	6,908	

QUALITY

	Quantity	Base Number	Contract	AT	Region	England
% of FP17s for the same patient ID Re-attending within 3 months - Children	59	718	8.2%	10.9%	11.3%	11.5%
% of FP17s for the same patient ID Re-attending within 3 months - Adults	132	866	15.2%	14.3%	14.7%	15.4%
% of FP17s for the same patient ID Re-attending between 3 & 9 months - Children	502	718	69.9%	59.1%	60.8%	59.7%
% of FP17s for the same patient ID Re-attending between 3 & 9 months - Adults	508	866	58.7%	49.6%	52.8%	51.7%
% of FP17s for Band 1 Urgent Courses	112	1,396	8.0%	8.8%	8.2%	9.2%
% of FP17s Relating to Free Repair or Replacements	6	1,396	0.4%	0.6%	0.7%	0.7%
% of FP17s Relating to Continuations	7	1,396	0.5%	0.7%	0.8%	0.8%
% of Patients satisfied with the dentistry they have received	0	0	N/A	93.8%	93.2%	93.5%
% of Patients satisfied with the time they had to wait for an appointment	0	0	N/A	88.4%	88.5%	87.4%

* This is based on patients treated on this contract for their most recent course of treatment. Figures in italics indicate the base number of FP17s or Patient Questionnaire responses are less than 100. N/A is shown where the base number of responses is less than 10 during the period. % is calculated as Quantity/Base number*100

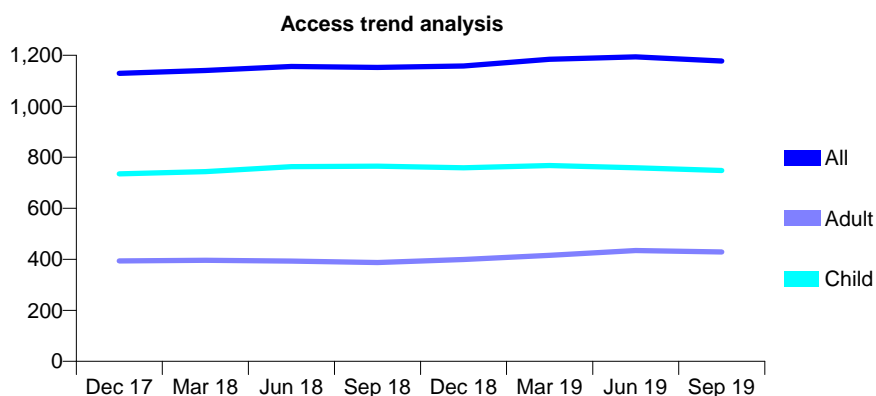
Q58 - Vital Signs At a Glance Contract Report for 104191/0001 - September 2019

Name or company name	Village Dental Practice Ltd
Contract type name	GDS Contract
Purpose of contract	General
Contract start date	01/09/2009
Contract end date	

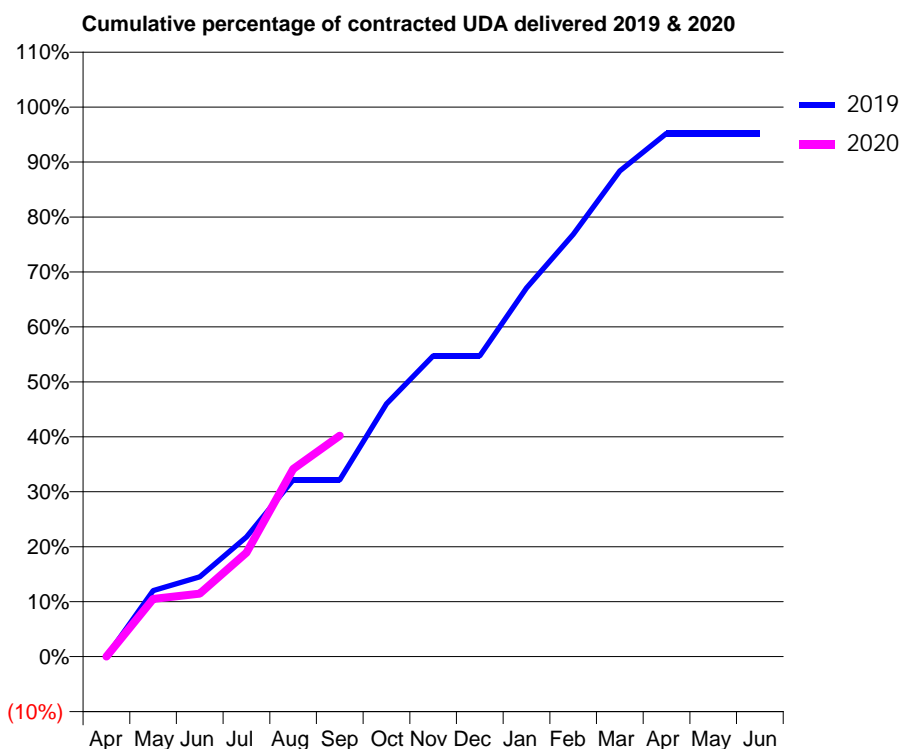
19/20 Contracted general activity (UDA)	2,700
Carry forward general activity (UDA)	0
19/20 Contracted orthodontic activity (UOA)	0
Carry forward orthodontic activity (UOA)	0
Baseline contract value	£69,382.90

ACCESS*

Patients seen in 24 months	Total	Change since previous quarter
Quarter ending September 2018	1,152	
Quarter ending December 2018	1,158	→
Quarter ending March 2019	1,184	↑
Quarter ending June 2019	1,194	→
Quarter ending September 2019	1,177	↓
Variance since September 2018	2.2%	↑



ACTIVITY



Month	Adjusted Scheduled Activity (UDA)	
	2019	2020
April	0	0
May	325	283
June	392	310
July	588	511
August	868	922
September	868	1,086
October	1,242	
November	1,478	
December	1,478	
January	1,811	
February	2,075	
March	2,386	
April	2,571	
May	2,571	
June	2,571	

QUALITY

	Quantity	Base Number	Contract	AT	Region	England
% of FP17s for the same patient ID Re-attending within 3 months - Children	30	547	5.5%	10.9%	11.3%	11.5%
% of FP17s for the same patient ID Re-attending within 3 months - Adults	17	223	7.6%	14.3%	14.7%	15.4%
% of FP17s for the same patient ID Re-attending between 3 & 9 months - Children	344	547	62.9%	59.1%	60.8%	59.7%
% of FP17s for the same patient ID Re-attending between 3 & 9 months - Adults	114	223	51.1%	49.6%	52.8%	51.7%
% of FP17s for Band 1 Urgent Courses	18	698	2.6%	8.8%	8.2%	9.2%
% of FP17s Relating to Free Repair or Replacements	0	698	0.0%	0.6%	0.7%	0.7%
% of FP17s Relating to Continuations	5	698	0.7%	0.7%	0.8%	0.8%
% of Patients satisfied with the dentistry they have received	0	0	N/A	93.8%	93.2%	93.5%
% of Patients satisfied with the time they had to wait for an appointment	0	0	N/A	88.4%	88.5%	87.4%

* This is based on patients treated on this contract for their most recent course of treatment. Figures in italics indicate the base number of FP17s or Patient Questionnaire responses are less than 100. N/A is shown where the base number of responses is less than 10 during the period. % is calculated as Quantity/Base number*100

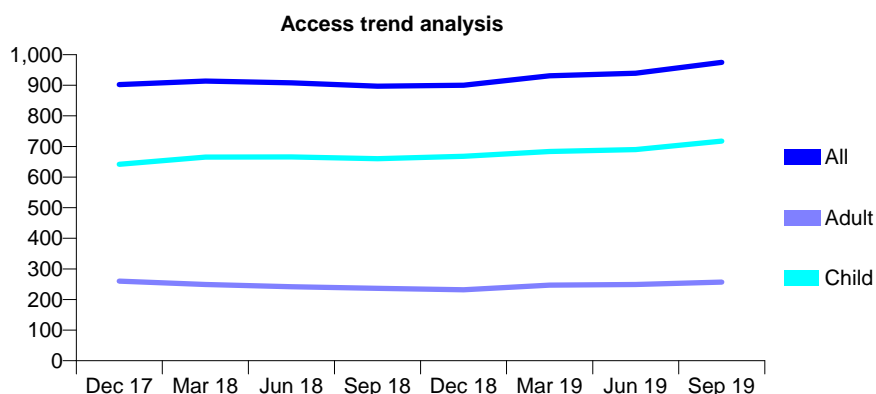
Q58 - Vital Signs At a Glance Contract Report for 104884/0001 - September 2019

Name or company name	Abacus Dental Care
Contract type name	GDS Contract
Purpose of contract	General
Contract start date	01/12/2014
Contract end date	

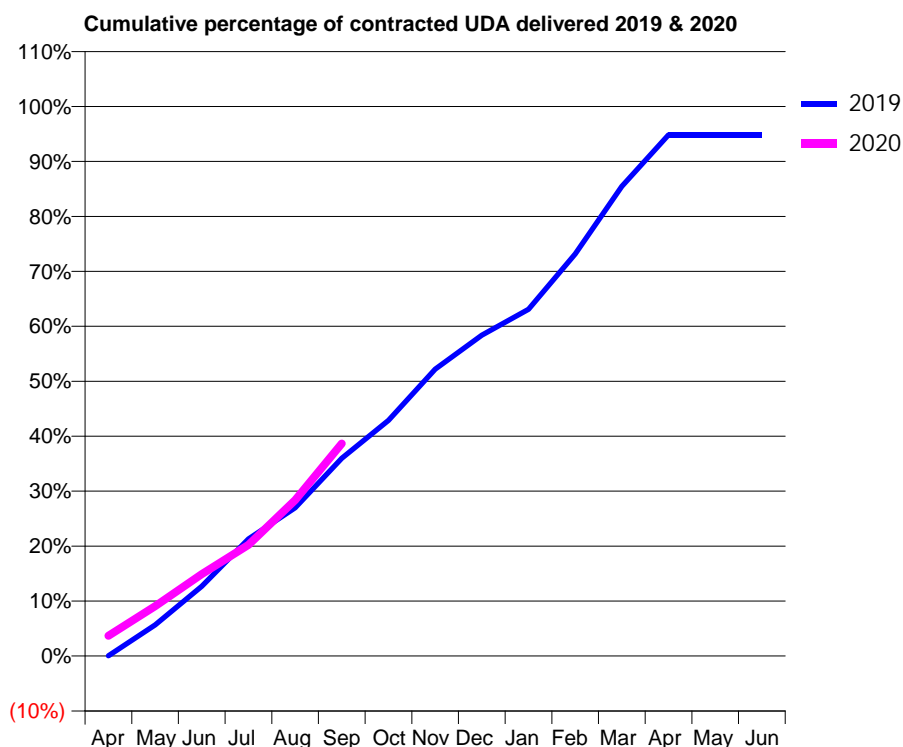
19/20 Contracted general activity (UDA)	2,777
Carry forward general activity (UDA)	0
19/20 Contracted orthodontic activity (UOA)	0
Carry forward orthodontic activity (UOA)	0
Baseline contract value	£59,238.78

ACCESS*

Patients seen in 24 months	Total	Change since previous quarter
Quarter ending September 2018	897	
Quarter ending December 2018	900	→
Quarter ending March 2019	931	↑
Quarter ending June 2019	939	→
Quarter ending September 2019	975	↑
Variance since September 2018	8.7%	↑



ACTIVITY



Month	Adjusted Scheduled Activity (UDA)	
	2019	2020
April	1	102
May	157	252
June	352	414
July	591	562
August	749	788
September	999	1,074
October	1,191	
November	1,450	
December	1,621	
January	1,752	
February	2,032	
March	2,373	
April	2,633	
May	2,633	
June	2,633	

QUALITY

	Quantity	Base Number	Contract	AT	Region	England
% of FP17s for the same patient ID Re-attending within 3 months - Children	38	532	7.1%	10.9%	11.3%	11.5%
% of FP17s for the same patient ID Re-attending within 3 months - Adults	26	150	17.3%	14.3%	14.7%	15.4%
% of FP17s for the same patient ID Re-attending between 3 & 9 months - Children	303	532	57.0%	59.1%	60.8%	59.7%
% of FP17s for the same patient ID Re-attending between 3 & 9 months - Adults	73	150	48.7%	49.6%	52.8%	51.7%
% of FP17s for Band 1 Urgent Courses	34	595	5.7%	8.8%	8.2%	9.2%
% of FP17s Relating to Free Repair or Replacements	0	595	0.0%	0.6%	0.7%	0.7%
% of FP17s Relating to Continuations	1	595	0.2%	0.7%	0.8%	0.8%
% of Patients satisfied with the dentistry they have received	0	0	N/A	93.8%	93.2%	93.5%
% of Patients satisfied with the time they had to wait for an appointment	0	0	N/A	88.4%	88.5%	87.4%

* This is based on patients treated on this contract for their most recent course of treatment. Figures in italics indicate the base number of FP17s or Patient Questionnaire responses are less than 100. N/A is shown where the base number of responses is less than 10 during the period. % is calculated as Quantity/Base number*100

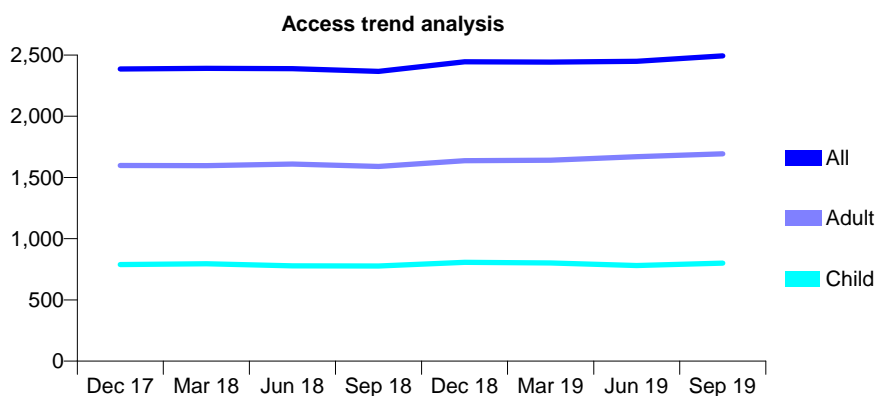
Q58 - Vital Signs At a Glance Contract Report for 105228/0001 - September 2019

Name or company name	Bancroft Dental Limited
Contract type name	GDS Contract
Purpose of contract	General
Contract start date	01/04/2009
Contract end date	

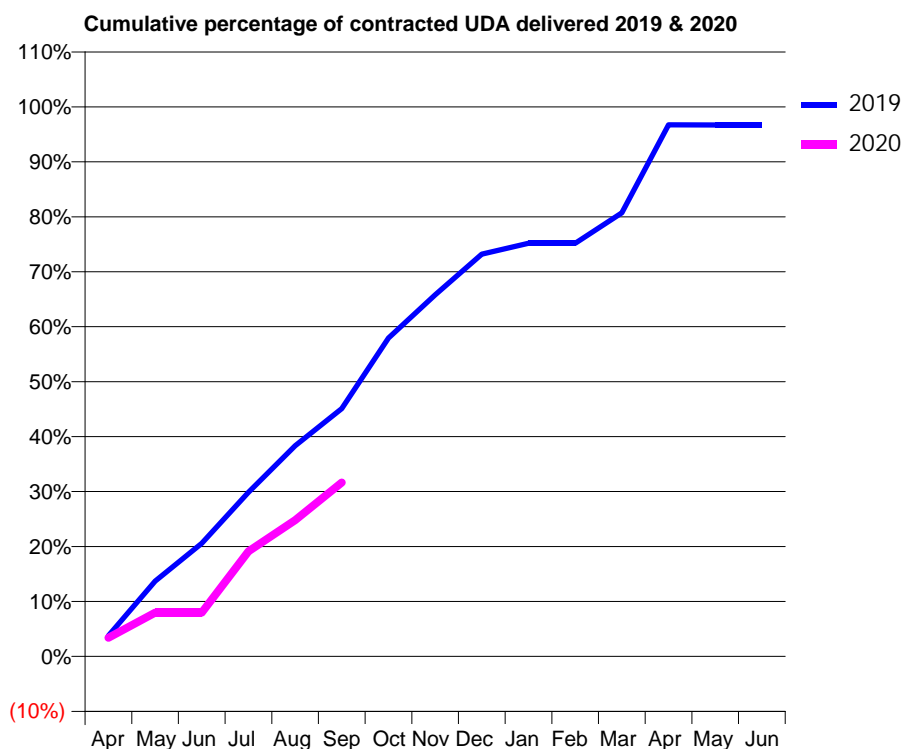
19/20 Contracted general activity (UDA)	6,300
Carry forward general activity (UDA)	0
19/20 Contracted orthodontic activity (UOA)	0
Carry forward orthodontic activity (UOA)	0
Baseline contract value	£181,376.74

ACCESS*

Patients seen in 24 months	Total	Change since previous quarter
Quarter ending September 2018	2,367	
Quarter ending December 2018	2,445	↑
Quarter ending March 2019	2,443	→
Quarter ending June 2019	2,449	→
Quarter ending September 2019	2,494	→
Variance since September 2018	5.4%	↑



ACTIVITY



Month	2019	2020
April	237	214
May	863	502
June	1,296	502
July	1,881	1,206
August	2,417	1,562
September	2,841	1,992
October	3,650	
November	4,146	
December	4,611	
January	4,736	
February	4,736	
March	5,085	
April	6,095	
May	6,092	
June	6,092	

QUALITY

	Quantity	Base Number	Contract	AT	Region	England
% of FP17s for the same patient ID Re-attending within 3 months - Children	23	670	3.4%	10.9%	11.3%	11.5%
% of FP17s for the same patient ID Re-attending within 3 months - Adults	109	1,158	9.4%	14.3%	14.7%	15.4%
% of FP17s for the same patient ID Re-attending between 3 & 9 months - Children	456	670	68.1%	59.1%	60.8%	59.7%
% of FP17s for the same patient ID Re-attending between 3 & 9 months - Adults	537	1,158	46.4%	49.6%	52.8%	51.7%
% of FP17s for Band 1 Urgent Courses	128	1,276	10.0%	8.8%	8.2%	9.2%
% of FP17s Relating to Free Repair or Replacements	9	1,276	0.7%	0.6%	0.7%	0.7%
% of FP17s Relating to Continuations	2	1,276	0.2%	0.7%	0.8%	0.8%
% of Patients satisfied with the dentistry they have received	0	0	N/A	93.8%	93.2%	93.5%
% of Patients satisfied with the time they had to wait for an appointment	0	0	N/A	88.4%	88.5%	87.4%

* This is based on patients treated on this contract for their most recent course of treatment.

Figures in italics indicate the base number of FP17s or Patient Questionnaire responses are less than 100. N/A is shown where the base number of responses is less than 10 during the period. % is calculated as Quantity/Base number*100

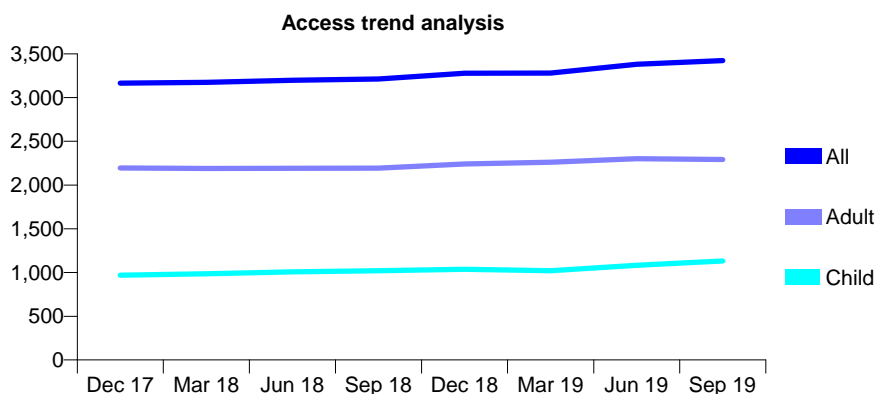
Q58 - Vital Signs At a Glance Contract Report for 105597/0001 - September 2019

Name or company name	Karz Ltd
Contract type name	GDS Contract
Purpose of contract	General
Contract start date	01/04/2007
Contract end date	

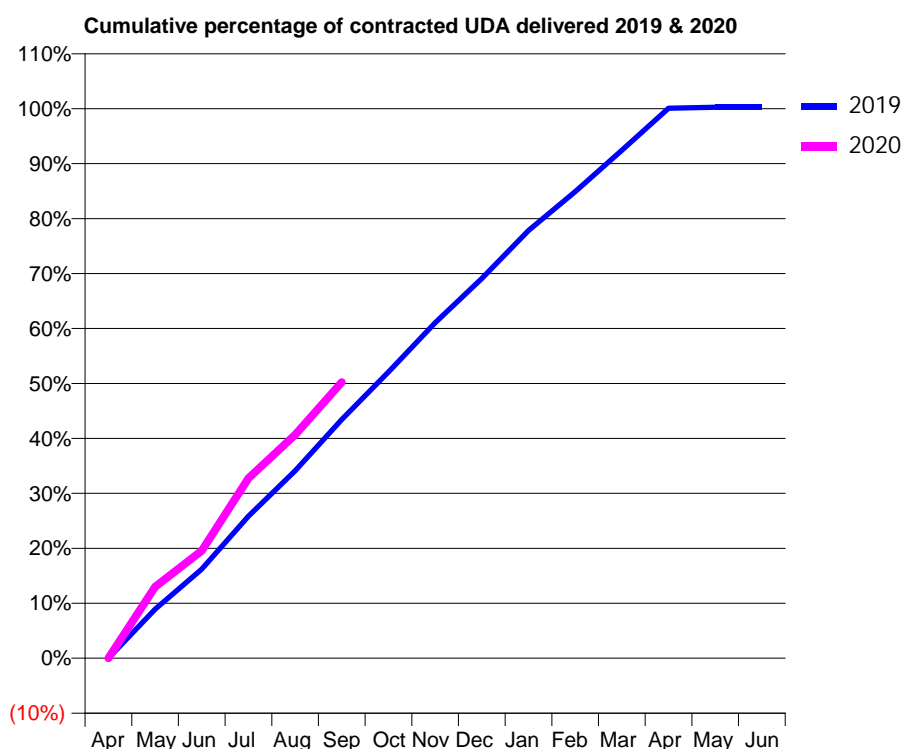
19/20 Contracted general activity (UDA)	7,100
Carry forward general activity (UDA)	0
19/20 Contracted orthodontic activity (UOA)	0
Carry forward orthodontic activity (UOA)	0
Baseline contract value	£207,153.22

ACCESS*

Patients seen in 24 months	Total	Change since previous quarter
Quarter ending September 2018	3,213	
Quarter ending December 2018	3,278	↑
Quarter ending March 2019	3,281	→
Quarter ending June 2019	3,382	↑
Quarter ending September 2019	3,423	→
Variance since September 2018	6.5%	↑



ACTIVITY



Adjusted Scheduled Activity (UDA)		
Month	2019	2020
April	0	0
May	634	923
June	1,151	1,390
July	1,835	2,324
August	2,421	2,887
September	3,083	3,566
October	3,698	
November	4,334	
December	4,905	
January	5,527	
February	6,028	
March	6,561	
April	7,107	
May	7,119	
June	7,119	

QUALITY

	Quantity	Base Number	Contract	AT	Region	England
% of FP17s for the same patient ID Re-attending within 3 months - Children	100	836	12.0%	10.9%	11.3%	11.5%
% of FP17s for the same patient ID Re-attending within 3 months - Adults	303	1,469	20.6%	14.3%	14.7%	15.4%
% of FP17s for the same patient ID Re-attending between 3 & 9 months - Children	377	836	45.1%	59.1%	60.8%	59.7%
% of FP17s for the same patient ID Re-attending between 3 & 9 months - Adults	523	1,469	35.6%	49.6%	52.8%	51.7%
% of FP17s for Band 1 Urgent Courses	306	1,646	18.6%	8.8%	8.2%	9.2%
% of FP17s Relating to Free Repair or Replacements	10	1,646	0.6%	0.6%	0.7%	0.7%
% of FP17s Relating to Continuations	20	1,646	1.2%	0.7%	0.8%	0.8%
% of Patients satisfied with the dentistry they have received	0	0	N/A	93.8%	93.2%	93.5%
% of Patients satisfied with the time they had to wait for an appointment	0	0	N/A	88.4%	88.5%	87.4%

* This is based on patients treated on this contract for their most recent course of treatment.

Figures in italics indicate the base number of FP17s or Patient Questionnaire responses are less than 100. N/A is shown where the base number of responses is less than 10 during the period. % is calculated as Quantity/Base number*100

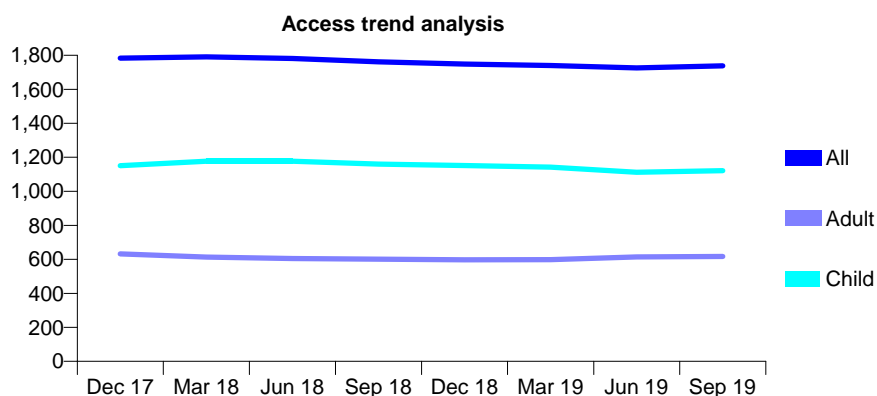
Q58 - Vital Signs At a Glance Contract Report for 105600/0001 - September 2019

Name or company name	The Shefford Dental Practice Ltd
Contract type name	GDS Contract
Purpose of contract	General
Contract start date	01/02/2013
Contract end date	

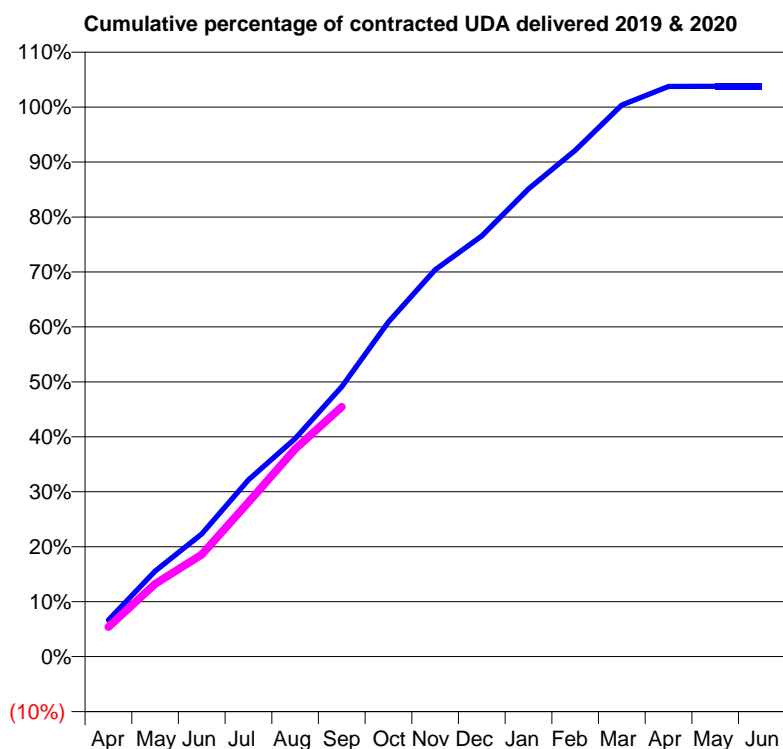
19/20 Contracted general activity (UDA)	3,592
Carry forward general activity (UDA)	0
19/20 Contracted orthodontic activity (UOA)	0
Carry forward orthodontic activity (UOA)	0
Baseline contract value	£82,315.36

ACCESS*

Patients seen in 24 months	Total	Change since previous quarter
Quarter ending September 2018	1,761	
Quarter ending December 2018	1,749	→
Quarter ending March 2019	1,740	→
Quarter ending June 2019	1,726	→
Quarter ending September 2019	1,738	→
Variance since September 2018	(1.3%)	↓



ACTIVITY



Month	Adjusted Scheduled Activity (UDA)	
	2019	2020
April	239	194
May	559	475
June	802	668
July	1,155	1,009
August	1,426	1,358
September	1,765	1,632
October	2,188	
November	2,529	
December	2,750	
January	3,058	
February	3,309	
March	3,605	
April	3,726	
May	3,727	
June	3,727	

QUALITY

	Quantity	Base Number	Contract	AT	Region	England
% of FP17s for the same patient ID Re-attending within 3 months - Children	78	966	8.1%	10.9%	11.3%	11.5%
% of FP17s for the same patient ID Re-attending within 3 months - Adults	23	360	6.4%	14.3%	14.7%	15.4%
% of FP17s for the same patient ID Re-attending between 3 & 9 months - Children	608	966	62.9%	59.1%	60.8%	59.7%
% of FP17s for the same patient ID Re-attending between 3 & 9 months - Adults	245	360	68.1%	49.6%	52.8%	51.7%
% of FP17s for Band 1 Urgent Courses	55	1,239	4.4%	8.8%	8.2%	9.2%
% of FP17s Relating to Free Repair or Replacements	0	1,239	0.0%	0.6%	0.7%	0.7%
% of FP17s Relating to Continuations	0	1,239	0.0%	0.7%	0.8%	0.8%
% of Patients satisfied with the dentistry they have received	0	0	N/A	93.8%	93.2%	93.5%
% of Patients satisfied with the time they had to wait for an appointment	0	0	N/A	88.4%	88.5%	87.4%

* This is based on patients treated on this contract for their most recent course of treatment. Figures in italics indicate the base number of FP17s or Patient Questionnaire responses are less than 100. N/A is shown where the base number of responses is less than 10 during the period. % is calculated as Quantity/Base number*100

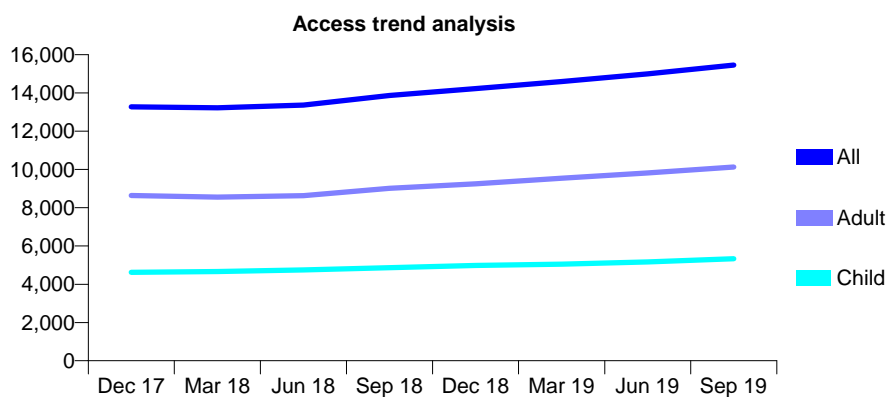
Q58 - Vital Signs At a Glance Contract Report for 106194/0001 - September 2019

Name or company name	Weston Favell Dental Surgery
Contract type name	GDS Contract
Purpose of contract	General
Contract start date	01/04/2006
Contract end date	

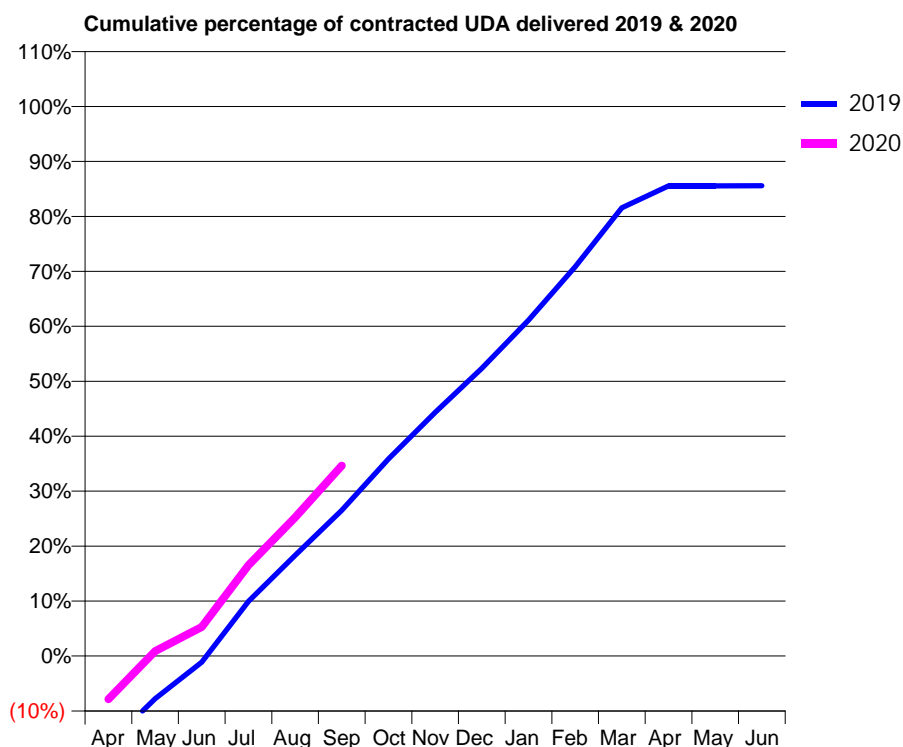
19/20 Contracted general activity (UDA)	42,552
Carry forward general activity (UDA)	6,137
19/20 Contracted orthodontic activity (UOA)	0
Carry forward orthodontic activity (UOA)	0
Baseline contract value	£1,161,310.44

ACCESS*

Patients seen in 24 months	Total	Change since previous quarter
Quarter ending September 2018	13,873	
Quarter ending December 2018	14,226	↑
Quarter ending March 2019	14,596	↑
Quarter ending June 2019	14,995	↑
Quarter ending September 2019	15,459	↑
Variance since September 2018	11.4%	↑



ACTIVITY



Month	Adjusted Scheduled Activity (UDA)	
	2019	2020
April	-6,866	-3,355
May	-3,310	381
June	-492	2,253
July	4,230	7,035
August	7,801	10,739
September	11,285	14,743
October	15,271	
November	18,867	
December	22,283	
January	26,007	
February	30,147	
March	34,697	
April	36,408	
May	36,407	
June	36,414	

QUALITY

	Quantity	Base Number	Contract	AT	Region	England
% of FP17s for the same patient ID Re-attending within 3 months - Children	327	3,981	8.2%	10.9%	11.3%	11.5%
% of FP17s for the same patient ID Re-attending within 3 months - Adults	806	6,609	12.2%	14.3%	14.7%	15.4%
% of FP17s for the same patient ID Re-attending between 3 & 9 months - Children	2,510	3,981	63.0%	59.1%	60.8%	59.7%
% of FP17s for the same patient ID Re-attending between 3 & 9 months - Adults	3,562	6,609	53.9%	49.6%	52.8%	51.7%
% of FP17s for Band 1 Urgent Courses	677	9,827	6.9%	8.8%	8.2%	9.2%
% of FP17s Relating to Free Repair or Replacements	94	9,827	1.0%	0.6%	0.7%	0.7%
% of FP17s Relating to Continuations	40	9,827	0.4%	0.7%	0.8%	0.8%
% of Patients satisfied with the dentistry they have received	2	4	N/A	93.8%	93.2%	93.5%
% of Patients satisfied with the time they had to wait for an appointment	4	4	N/A	88.4%	88.5%	87.4%

* This is based on patients treated on this contract for their most recent course of treatment. Figures in italics indicate the base number of FP17s or Patient Questionnaire responses are less than 100. N/A is shown where the base number of responses is less than 10 during the period. % is calculated as Quantity/Base number*100

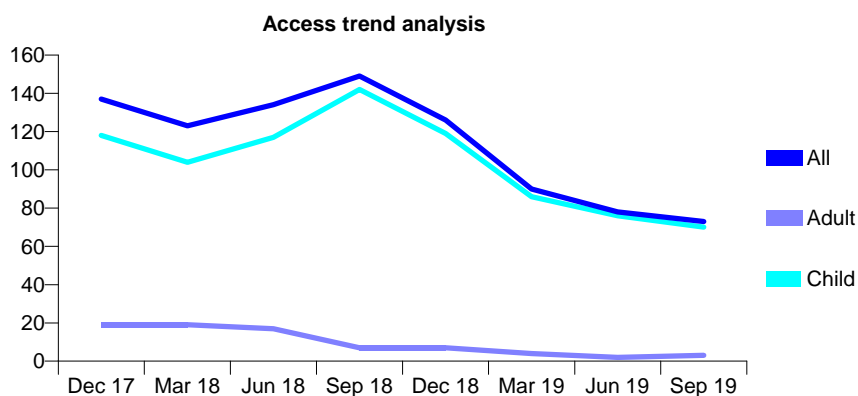
Q58 - Vital Signs At a Glance Contract Report for 106194/0002 - September 2019

Name or company name	Weston Favell Dental Surgery
Contract type name	GDS Contract
Purpose of contract	General
Contract start date	01/04/2006
Contract end date	

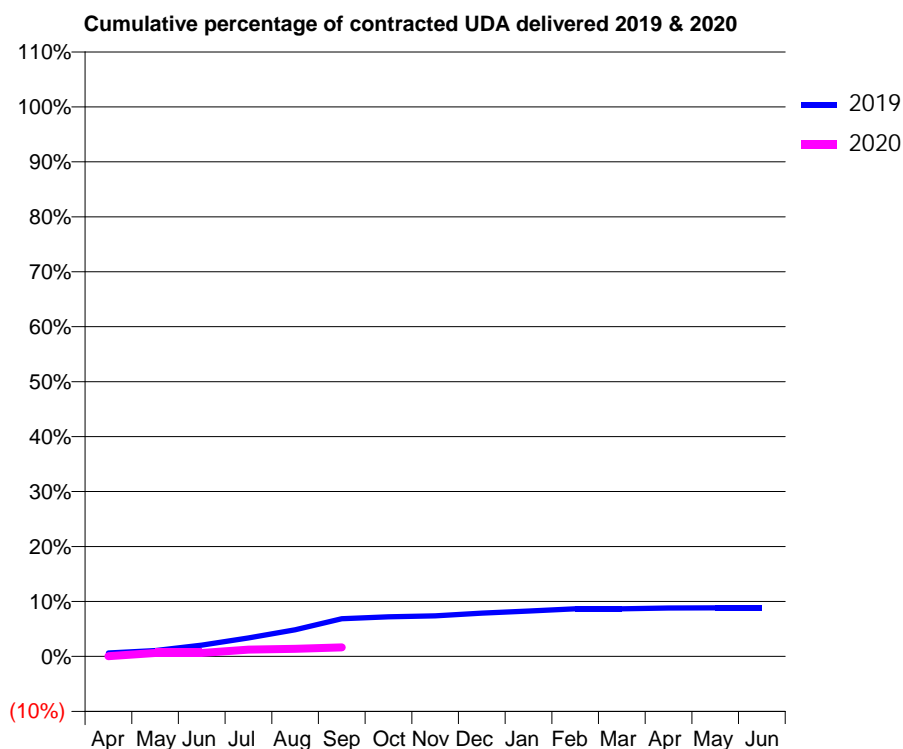
19/20 Contracted general activity (UDA)	4,500
Carry forward general activity (UDA)	0
19/20 Contracted orthodontic activity (UOA)	0
Carry forward orthodontic activity (UOA)	0
Baseline contract value	£170,157.36

ACCESS*

Patients seen in 24 months	Total	Change since previous quarter
Quarter ending September 2018	149	
Quarter ending December 2018	126	↓
Quarter ending March 2019	90	↓
Quarter ending June 2019	78	↓
Quarter ending September 2019	73	↓
Variance since September 2018	(51.0%)	↓



ACTIVITY



Month	Adjusted Scheduled Activity (UDA)	
	2019	2020
April	29	3
May	48	28
June	92	28
July	151	56
August	218	63
September	309	75
October	325	
November	333	
December	354	
January	372	
February	390	
March	390	
April	397	
May	398	
June	398	

QUALITY

	Quantity	Base Number	Contract	AT	Region	England
% of FP17s for the same patient ID Re-attending within 3 months - Children	0	38	0.0%	10.9%	11.3%	11.5%
% of FP17s for the same patient ID Re-attending within 3 months - Adults	0	1	0.0%	14.3%	14.7%	15.4%
% of FP17s for the same patient ID Re-attending between 3 & 9 months - Children	8	38	21.1%	59.1%	60.8%	59.7%
% of FP17s for the same patient ID Re-attending between 3 & 9 months - Adults	0	1	0.0%	49.6%	52.8%	51.7%
% of FP17s for Band 1 Urgent Courses	0	35	0.0%	8.8%	8.2%	9.2%
% of FP17s Relating to Free Repair or Replacements	0	35	0.0%	0.6%	0.7%	0.7%
% of FP17s Relating to Continuations	0	35	0.0%	0.7%	0.8%	0.8%
% of Patients satisfied with the dentistry they have received	0	0	N/A	93.8%	93.2%	93.5%
% of Patients satisfied with the time they had to wait for an appointment	0	0	N/A	88.4%	88.5%	87.4%

* This is based on patients treated on this contract for their most recent course of treatment. Figures in italics indicate the base number of FP17s or Patient Questionnaire responses are less than 100. N/A is shown where the base number of responses is less than 10 during the period. % is calculated as Quantity/Base number*100

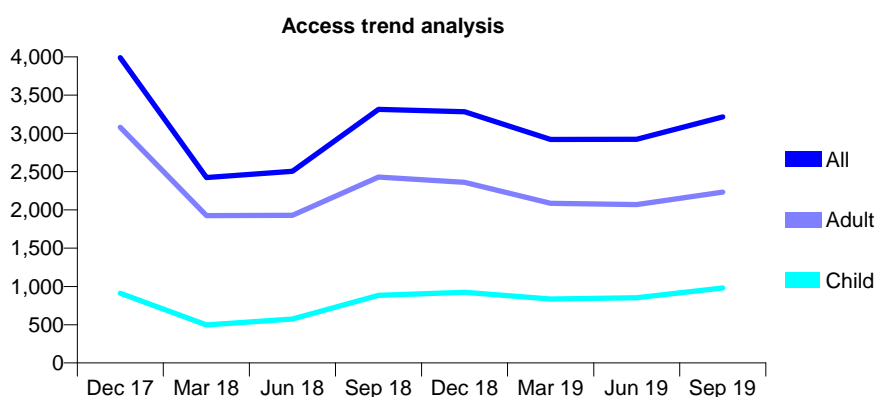
Q58 - Vital Signs At a Glance Contract Report for 106259/0001 - September 2019

Name or company name	Mr S Mehra and Mr A Khetia
Contract type name	GDS Contract
Purpose of contract	General
Contract start date	28/05/2014
Contract end date	

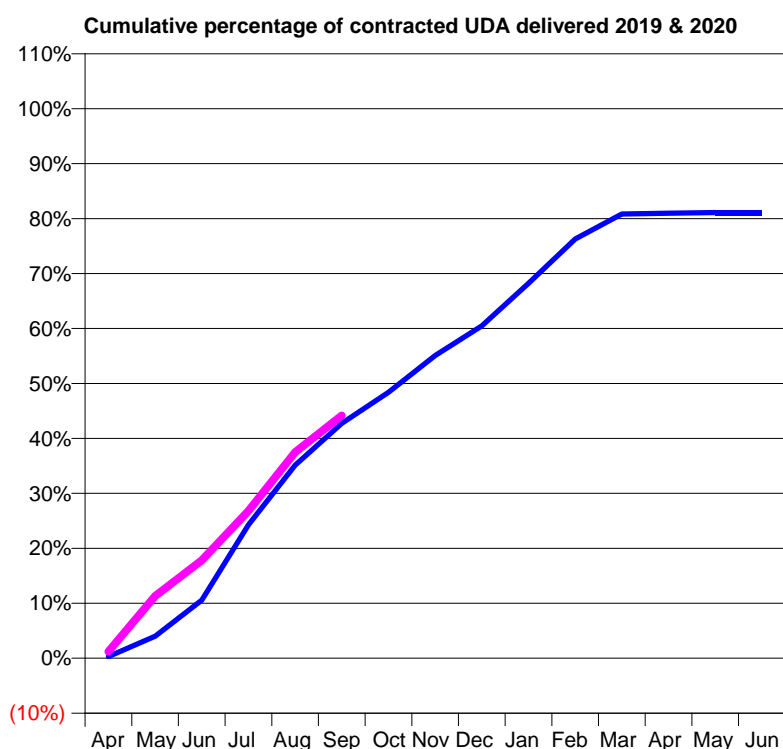
19/20 Contracted general activity (UDA)	11,262
Carry forward general activity (UDA)	0
19/20 Contracted orthodontic activity (UOA)	0
Carry forward orthodontic activity (UOA)	0
Baseline contract value	£217,892.18

ACCESS*

Patients seen in 24 months	Total	Change since previous quarter
Quarter ending September 2018	3,314	
Quarter ending December 2018	3,283	→
Quarter ending March 2019	2,921	↓
Quarter ending June 2019	2,922	→
Quarter ending September 2019	3,214	↑
Variance since September 2018	(3.0%)	↓



ACTIVITY



Month	2019	2020
April	35	137
May	451	1,274
June	1,190	2,007
July	2,735	3,017
August	3,956	4,223
September	4,813	4,972
October	5,448	
November	6,201	
December	6,811	
January	7,684	
February	8,591	
March	9,102	
April	9,120	
May	9,131	
June	9,131	

QUALITY

	Quantity	Base Number	Contract	AT	Region	England
% of FP17s for the same patient ID Re-attending within 3 months - Children	36	853	4.2%	10.9%	11.3%	11.5%
% of FP17s for the same patient ID Re-attending within 3 months - Adults	83	1,720	4.8%	14.3%	14.7%	15.4%
% of FP17s for the same patient ID Re-attending between 3 & 9 months - Children	304	853	35.6%	59.1%	60.8%	59.7%
% of FP17s for the same patient ID Re-attending between 3 & 9 months - Adults	539	1,720	31.3%	49.6%	52.8%	51.7%
% of FP17s for Band 1 Urgent Courses	127	2,546	5.0%	8.8%	8.2%	9.2%
% of FP17s Relating to Free Repair or Replacements	23	2,546	0.9%	0.6%	0.7%	0.7%
% of FP17s Relating to Continuations	7	2,546	0.3%	0.7%	0.8%	0.8%
% of Patients satisfied with the dentistry they have received	0	0	N/A	93.8%	93.2%	93.5%
% of Patients satisfied with the time they had to wait for an appointment	0	0	N/A	88.4%	88.5%	87.4%

* This is based on patients treated on this contract for their most recent course of treatment.

Figures in italics indicate the base number of FP17s or Patient Questionnaire responses are less than 100. N/A is shown where the base number of responses is less than 10 during the period. % is calculated as Quantity/Base number*100

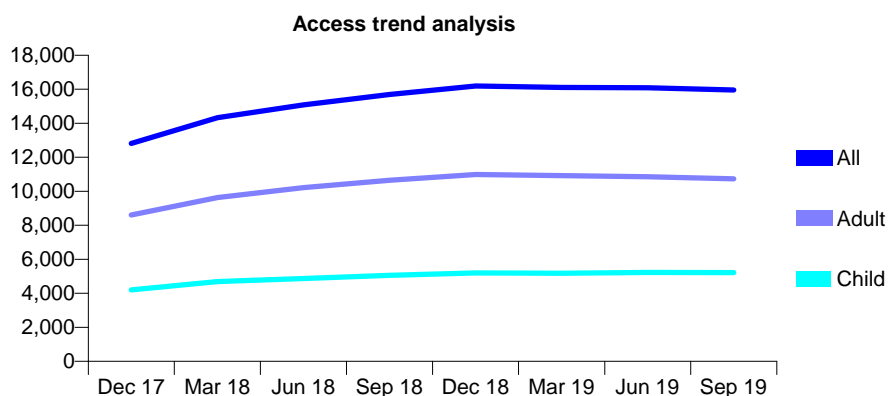
Q58 - Vital Signs At a Glance Contract Report for 107573/0002 - September 2019

Name or company name	Mr S Bhandal
Contract type name	GDS Contract
Purpose of contract	General
Contract start date	11/02/2014
Contract end date	

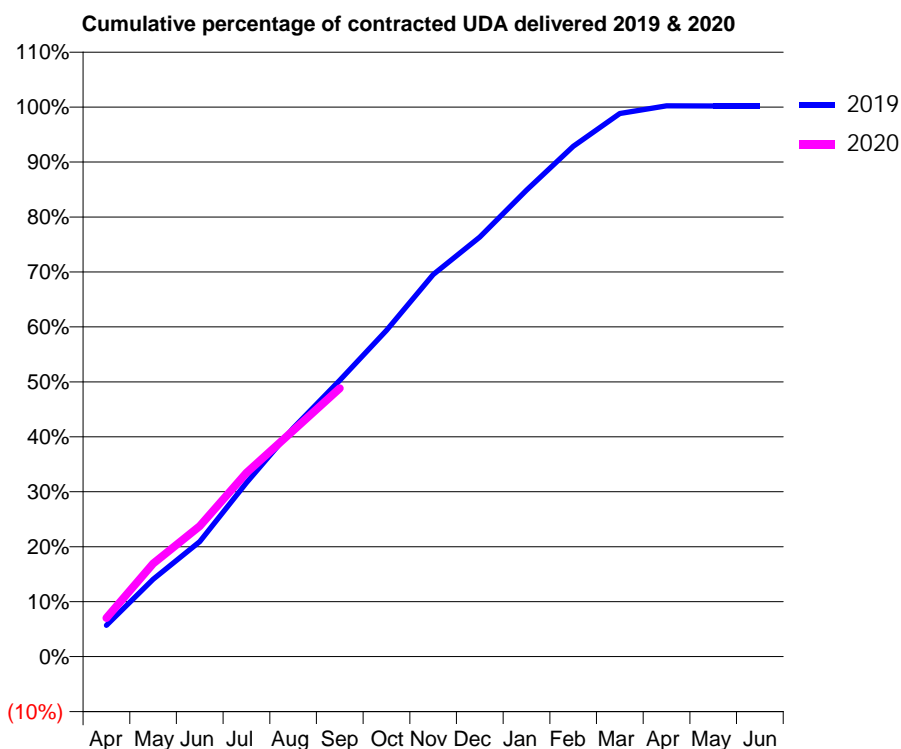
19/20 Contracted general activity (UDA)	41,255
Carry forward general activity (UDA)	0
19/20 Contracted orthodontic activity (UOA)	0
Carry forward orthodontic activity (UOA)	0
Baseline contract value	£1,331,240.26

ACCESS*

Patients seen in 24 months	Total	Change since previous quarter
Quarter ending September 2018	15,698	
Quarter ending December 2018	16,195	↑
Quarter ending March 2019	16,102	→
Quarter ending June 2019	16,091	→
Quarter ending September 2019	15,956	→
Variance since September 2018	1.6%	→



ACTIVITY



Month	Adjusted Scheduled Activity (UDA)	
	2019	2020
April	2,339	2,899
May	5,781	6,982
June	8,591	9,793
July	12,986	13,802
August	17,060	16,970
September	20,638	20,136
October	24,359	
November	28,532	
December	31,316	
January	34,821	
February	38,101	
March	40,546	
April	41,119	
May	41,106	
June	41,106	

QUALITY

	Quantity	Base Number	Contract	AT	Region	England
% of FP17s for the same patient ID Re-attending within 3 months - Children	220	4,008	5.5%	10.9%	11.3%	11.5%
% of FP17s for the same patient ID Re-attending within 3 months - Adults	553	6,875	8.0%	14.3%	14.7%	15.4%
% of FP17s for the same patient ID Re-attending between 3 & 9 months - Children	2,655	4,008	66.2%	59.1%	60.8%	59.7%
% of FP17s for the same patient ID Re-attending between 3 & 9 months - Adults	3,727	6,875	54.2%	49.6%	52.8%	51.7%
% of FP17s for Band 1 Urgent Courses	546	10,651	5.1%	8.8%	8.2%	9.2%
% of FP17s Relating to Free Repair or Replacements	50	10,651	0.5%	0.6%	0.7%	0.7%
% of FP17s Relating to Continuations	11	10,651	0.1%	0.7%	0.8%	0.8%
% of Patients satisfied with the dentistry they have received	7	7	N/A	93.8%	93.2%	93.5%
% of Patients satisfied with the time they had to wait for an appointment	7	7	N/A	88.4%	88.5%	87.4%

* This is based on patients treated on this contract for their most recent course of treatment. Figures in italics indicate the base number of FP17s or Patient Questionnaire responses are less than 100. N/A is shown where the base number of responses is less than 10 during the period. % is calculated as Quantity/Base number*100

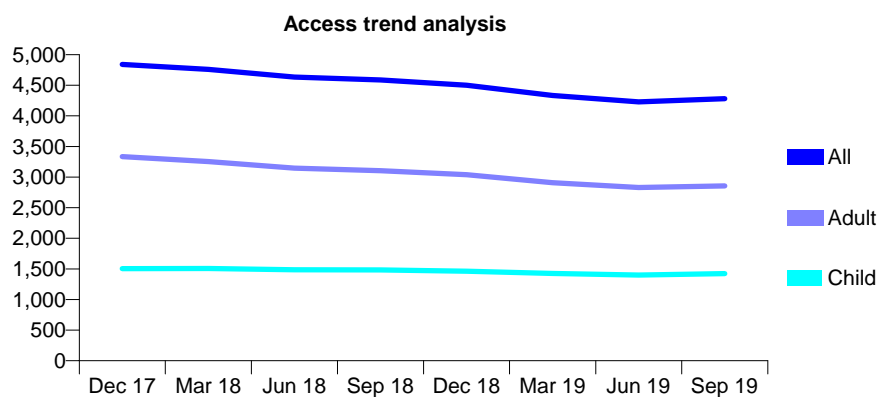
Q58 - Vital Signs At a Glance Contract Report for 107581/0001 - September 2019

Name or company name	Mr R Naidoo and Mrs S Naidoo
Contract type name	GDS Contract
Purpose of contract	General
Contract start date	01/04/2006
Contract end date	

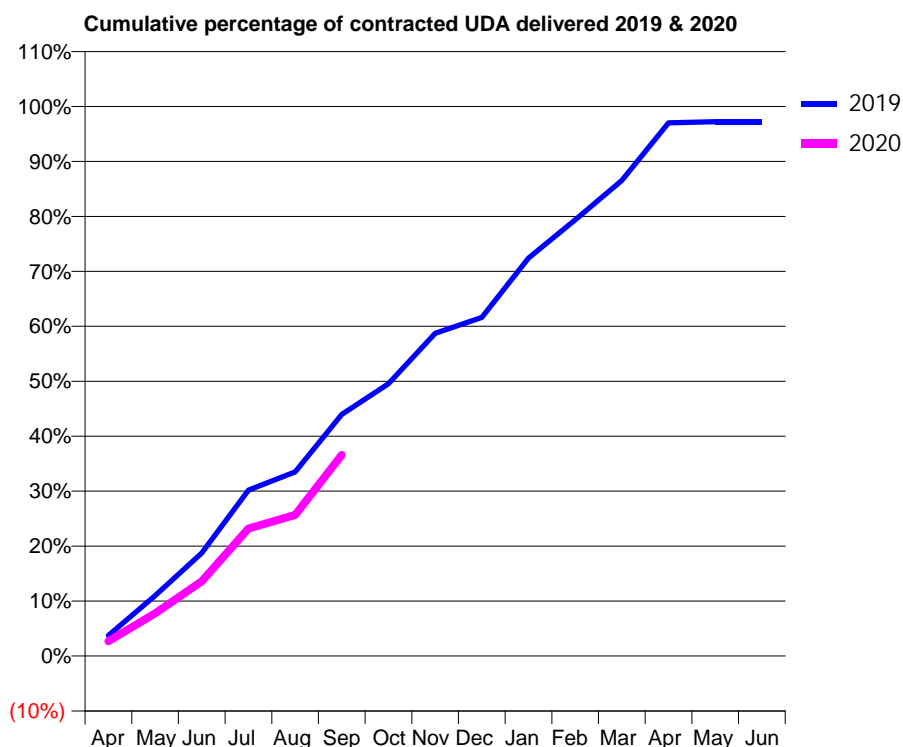
19/20 Contracted general activity (UDA)	7,404
Carry forward general activity (UDA)	0
19/20 Contracted orthodontic activity (UOA)	0
Carry forward orthodontic activity (UOA)	0
Baseline contract value	£195,361.43

ACCESS*

Patients seen in 24 months	Total	Change since previous quarter
Quarter ending September 2018	4,588	
Quarter ending December 2018	4,501	↓
Quarter ending March 2019	4,333	↓
Quarter ending June 2019	4,227	↓
Quarter ending September 2019	4,279	→
Variance since September 2018	(6.7%)	↓



ACTIVITY



Month	Adjusted Scheduled Activity (UDA)	
	2019	2020
April	278	200
May	814	573
June	1,387	1,007
July	2,233	1,716
August	2,481	1,901
September	3,256	2,711
October	3,668	
November	4,347	
December	4,561	
January	5,361	
February	5,877	
March	6,406	
April	7,184	
May	7,199	
June	7,198	

QUALITY

	Quantity	Base Number	Contract	AT	Region	England
% of FP17s for the same patient ID Re-attending within 3 months - Children	72	901	8.0%	10.9%	11.3%	11.5%
% of FP17s for the same patient ID Re-attending within 3 months - Adults	193	1,507	12.8%	14.3%	14.7%	15.4%
% of FP17s for the same patient ID Re-attending between 3 & 9 months - Children	311	901	34.5%	59.1%	60.8%	59.7%
% of FP17s for the same patient ID Re-attending between 3 & 9 months - Adults	467	1,507	31.0%	49.6%	52.8%	51.7%
% of FP17s for Band 1 Urgent Courses	81	1,414	5.7%	8.8%	8.2%	9.2%
% of FP17s Relating to Free Repair or Replacements	7	1,414	0.5%	0.6%	0.7%	0.7%
% of FP17s Relating to Continuations	2	1,414	0.1%	0.7%	0.8%	0.8%
% of Patients satisfied with the dentistry they have received	2	2	N/A	93.8%	93.2%	93.5%
% of Patients satisfied with the time they had to wait for an appointment	1	2	N/A	88.4%	88.5%	87.4%

* This is based on patients treated on this contract for their most recent course of treatment. Figures in italics indicate the base number of FP17s or Patient Questionnaire responses are less than 100. N/A is shown where the base number of responses is less than 10 during the period. % is calculated as Quantity/Base number*100

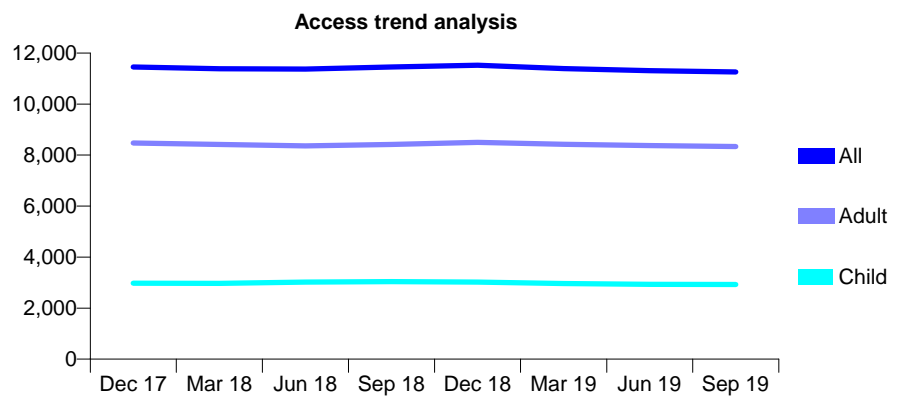
Q58 - Vital Signs At a Glance Contract Report for 108561/0001 - September 2019

Name or company name	Stevenage Dental Practice
Contract type name	GDS Contract
Purpose of contract	General
Contract start date	01/04/2006
Contract end date	

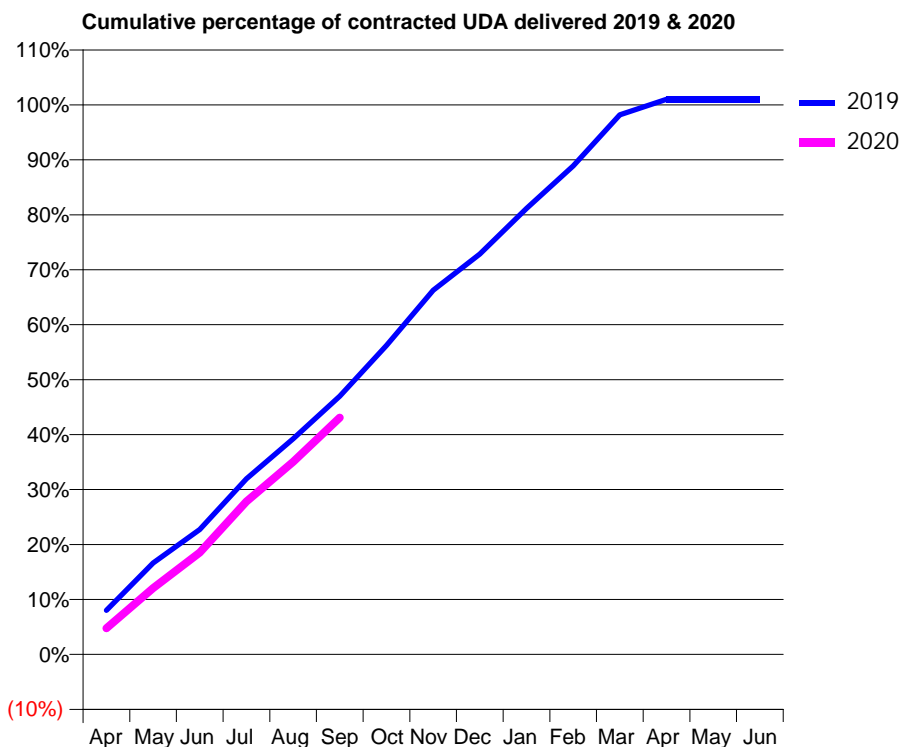
19/20 Contracted general activity (UDA)	28,940
Carry forward general activity (UDA)	0
19/20 Contracted orthodontic activity (UOA)	0
Carry forward orthodontic activity (UOA)	0
Baseline contract value	£812,091.25

ACCESS*

Patients seen in 24 months	Total	Change since previous quarter
Quarter ending September 2018	11,455	
Quarter ending December 2018	11,520	→
Quarter ending March 2019	11,389	↓
Quarter ending June 2019	11,310	→
Quarter ending September 2019	11,261	→
Variance since September 2018	(1.7%)	↓



ACTIVITY



Month	2019	2020
April	2,324	1,380
May	4,818	3,490
June	6,576	5,371
July	9,250	8,054
August	11,361	10,144
September	13,603	12,470
October	16,268	
November	19,176	
December	21,085	
January	23,487	
February	25,726	
March	28,419	
April	29,234	
May	29,229	
June	29,229	

QUALITY

	Quantity	Base Number	Contract	AT	Region	England
% of FP17s for the same patient ID Re-attending within 3 months - Children	103	1,825	5.6%	10.9%	11.3%	11.5%
% of FP17s for the same patient ID Re-attending within 3 months - Adults	518	4,325	12.0%	14.3%	14.7%	15.4%
% of FP17s for the same patient ID Re-attending between 3 & 9 months - Children	1,036	1,825	56.8%	59.1%	60.8%	59.7%
% of FP17s for the same patient ID Re-attending between 3 & 9 months - Adults	1,625	4,325	37.6%	49.6%	52.8%	51.7%
% of FP17s for Band 1 Urgent Courses	636	5,746	11.1%	8.8%	8.2%	9.2%
% of FP17s Relating to Free Repair or Replacements	5	5,746	0.1%	0.6%	0.7%	0.7%
% of FP17s Relating to Continuations	54	5,746	0.9%	0.7%	0.8%	0.8%
% of Patients satisfied with the dentistry they have received	0	0	N/A	93.8%	93.2%	93.5%
% of Patients satisfied with the time they had to wait for an appointment	0	0	N/A	88.4%	88.5%	87.4%

* This is based on patients treated on this contract for their most recent course of treatment. Figures in italics indicate the base number of FP17s or Patient Questionnaire responses are less than 100. N/A is shown where the base number of responses is less than 10 during the period. % is calculated as Quantity/Base number*100

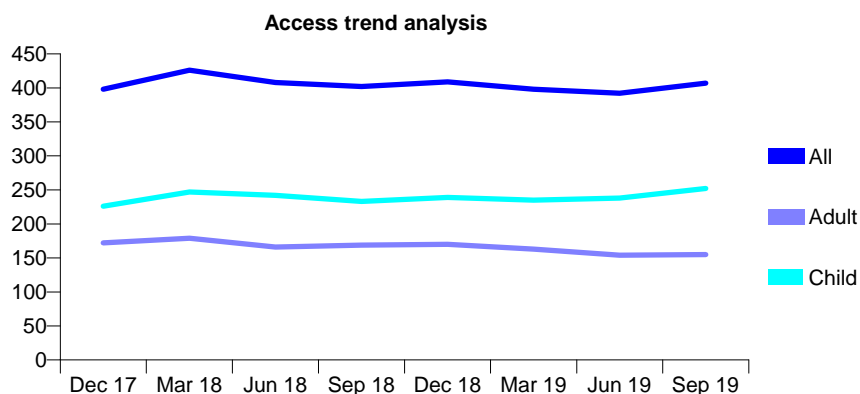
Q58 - Vital Signs At a Glance Contract Report for 109908/0001 - September 2019

Name or company name	Tailored Dental Care
Contract type name	GDS Contract
Purpose of contract	General
Contract start date	01/05/2015
Contract end date	

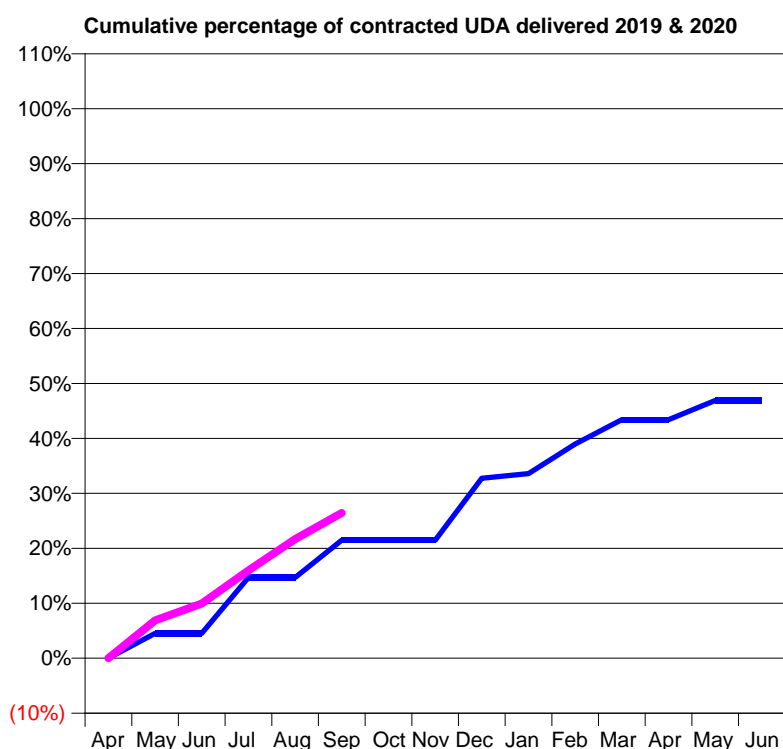
19/20 Contracted general activity (UDA)	1,524
Carry forward general activity (UDA)	0
19/20 Contracted orthodontic activity (UOA)	0
Carry forward orthodontic activity (UOA)	0
Baseline contract value	£37,285.73

ACCESS*

Patients seen in 24 months	Total	Change since previous quarter
Quarter ending September 2018	402	
Quarter ending December 2018	409	→
Quarter ending March 2019	398	↓
Quarter ending June 2019	392	↓
Quarter ending September 2019	407	↑
Variance since September 2018	1.2%	→



ACTIVITY



Month	2019	2020
April	0	0
May	69	105
June	69	151
July	224	243
August	224	331
September	328	403
October	328	
November	328	
December	499	
January	512	
February	594	
March	661	
April	661	
May	715	
June	715	

QUALITY

	Quantity	Base Number	Contract	AT	Region	England
% of FP17s for the same patient ID Re-attending within 3 months - Children	8	200	4.0%	10.9%	11.3%	11.5%
% of FP17s for the same patient ID Re-attending within 3 months - Adults	10	95	10.5%	14.3%	14.7%	15.4%
% of FP17s for the same patient ID Re-attending between 3 & 9 months - Children	115	200	57.5%	59.1%	60.8%	59.7%
% of FP17s for the same patient ID Re-attending between 3 & 9 months - Adults	55	95	57.9%	49.6%	52.8%	51.7%
% of FP17s for Band 1 Urgent Courses	10	255	3.9%	8.8%	8.2%	9.2%
% of FP17s Relating to Free Repair or Replacements	0	255	0.0%	0.6%	0.7%	0.7%
% of FP17s Relating to Continuations	0	255	0.0%	0.7%	0.8%	0.8%
% of Patients satisfied with the dentistry they have received	0	0	N/A	93.8%	93.2%	93.5%
% of Patients satisfied with the time they had to wait for an appointment	0	0	N/A	88.4%	88.5%	87.4%

* This is based on patients treated on this contract for their most recent course of treatment. Figures in italics indicate the base number of FP17s or Patient Questionnaire responses are less than 100. N/A is shown where the base number of responses is less than 10 during the period. % is calculated as Quantity/Base number*100

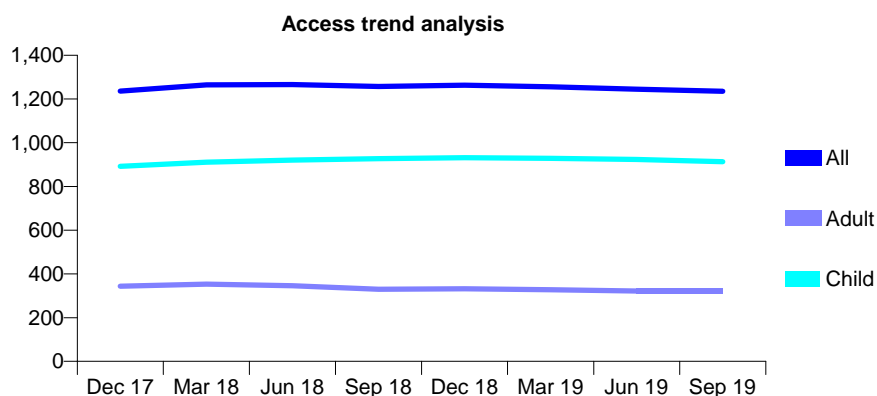
Q58 - Vital Signs At a Glance Contract Report for 110280/0001 - September 2019

Name or company name	Purleys Dental Care
Contract type name	GDS Contract
Purpose of contract	General
Contract start date	01/04/2006
Contract end date	

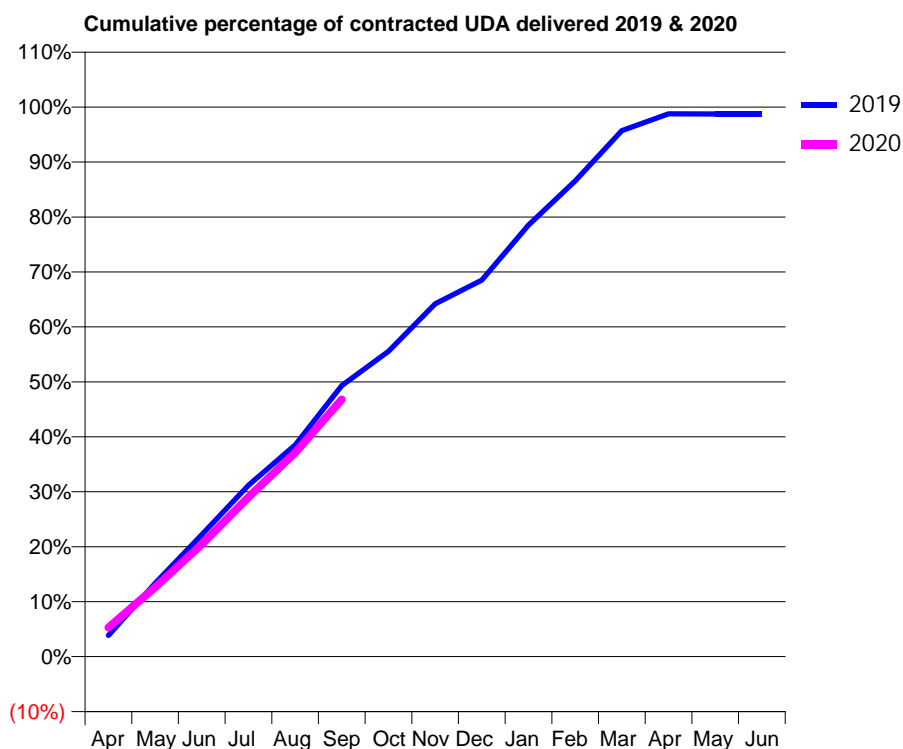
19/20 Contracted general activity (UDA)	5,890
Carry forward general activity (UDA)	0
19/20 Contracted orthodontic activity (UOA)	0
Carry forward orthodontic activity (UOA)	0
Baseline contract value	£173,936.84

ACCESS*

Patients seen in 24 months	Total	Change since previous quarter
Quarter ending September 2018	1,257	
Quarter ending December 2018	1,263	→
Quarter ending March 2019	1,256	→
Quarter ending June 2019	1,245	→
Quarter ending September 2019	1,235	→
Variance since September 2018	(1.8%)	↓



ACTIVITY



Month	Adjusted Scheduled Activity (UDA)	
	2019	2020
April	227	313
May	787	744
June	1,307	1,204
July	1,836	1,710
August	2,269	2,186
September	2,905	2,755
October	3,273	
November	3,781	
December	4,036	
January	4,626	
February	5,099	
March	5,636	
April	5,817	
May	5,815	
June	5,815	

QUALITY

	Quantity	Base Number	Contract	AT	Region	England
% of FP17s for the same patient ID Re-attending within 3 months - Children	137	1,000	13.7%	10.9%	11.3%	11.5%
% of FP17s for the same patient ID Re-attending within 3 months - Adults	44	184	23.9%	14.3%	14.7%	15.4%
% of FP17s for the same patient ID Re-attending between 3 & 9 months - Children	713	1,000	71.3%	59.1%	60.8%	59.7%
% of FP17s for the same patient ID Re-attending between 3 & 9 months - Adults	103	184	56.0%	49.6%	52.8%	51.7%
% of FP17s for Band 1 Urgent Courses	38	1,111	3.4%	8.8%	8.2%	9.2%
% of FP17s Relating to Free Repair or Replacements	0	1,111	0.0%	0.6%	0.7%	0.7%
% of FP17s Relating to Continuations	6	1,111	0.5%	0.7%	0.8%	0.8%
% of Patients satisfied with the dentistry they have received	0	0	N/A	93.8%	93.2%	93.5%
% of Patients satisfied with the time they had to wait for an appointment	0	0	N/A	88.4%	88.5%	87.4%

* This is based on patients treated on this contract for their most recent course of treatment. Figures in italics indicate the base number of FP17s or Patient Questionnaire responses are less than 100. N/A is shown where the base number of responses is less than 10 during the period. % is calculated as Quantity/Base number*100

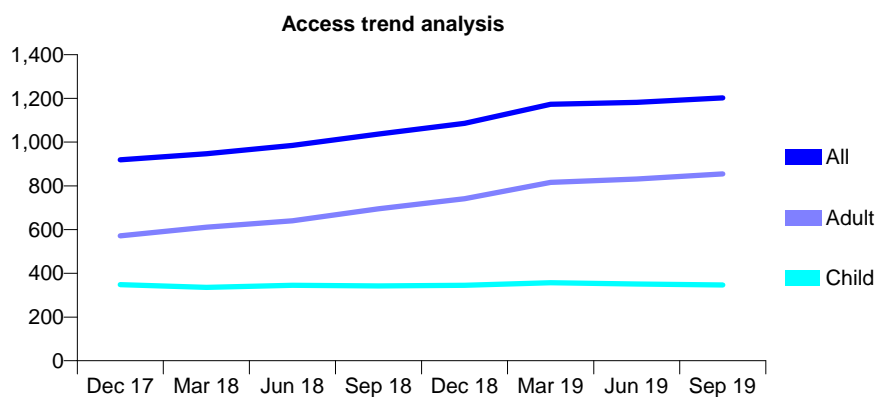
Q58 - Vital Signs At a Glance Contract Report for 113492/0001 - September 2019

Name or company name	Bucklersbury Dental Surgery
Contract type name	GDS Contract
Purpose of contract	General
Contract start date	01/08/2011
Contract end date	

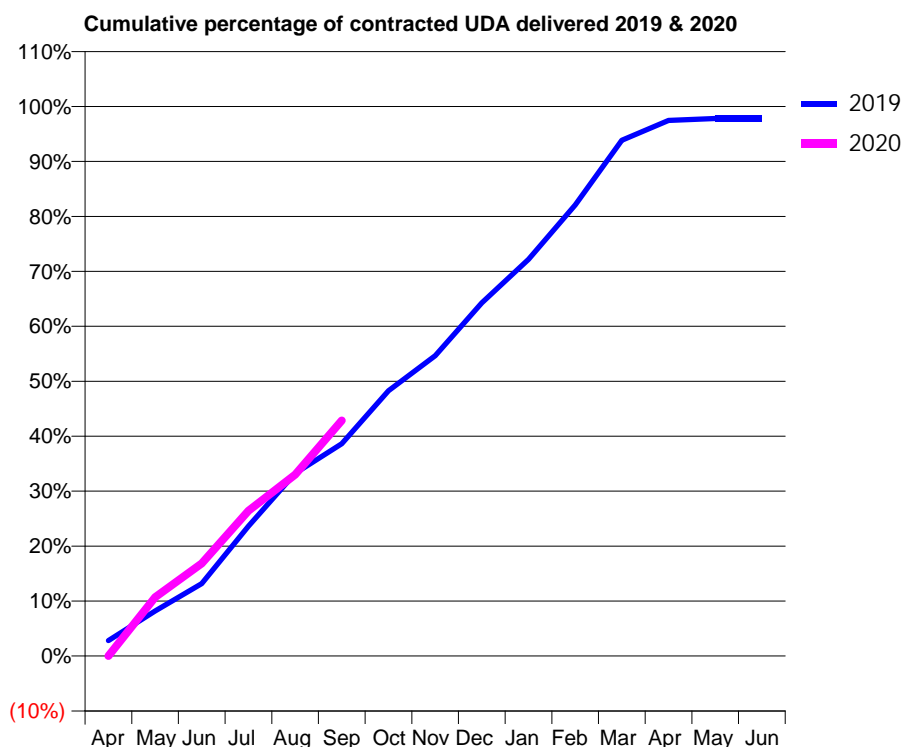
19/20 Contracted general activity (UDA)	3,832
Carry forward general activity (UDA)	0
19/20 Contracted orthodontic activity (UOA)	0
Carry forward orthodontic activity (UOA)	0
Baseline contract value	£98,230.76

ACCESS*

Patients seen in 24 months	Total	Change since previous quarter
Quarter ending September 2018	1,037	
Quarter ending December 2018	1,086	↑
Quarter ending March 2019	1,173	↑
Quarter ending June 2019	1,182	→
Quarter ending September 2019	1,202	→
Variance since September 2018	15.9%	↑



ACTIVITY



Month	Adjusted Scheduled Activity (UDA)	
	2019	2020
April	109	0
May	314	410
June	505	646
July	906	1,014
August	1,275	1,265
September	1,481	1,642
October	1,850	
November	2,094	
December	2,463	
January	2,766	
February	3,145	
March	3,596	
April	3,734	
May	3,748	
June	3,748	

QUALITY

	Quantity	Base Number	Contract	AT	Region	England
% of FP17s for the same patient ID Re-attending within 3 months - Children	21	248	8.5%	10.9%	11.3%	11.5%
% of FP17s for the same patient ID Re-attending within 3 months - Adults	48	388	12.4%	14.3%	14.7%	15.4%
% of FP17s for the same patient ID Re-attending between 3 & 9 months - Children	142	248	57.3%	59.1%	60.8%	59.7%
% of FP17s for the same patient ID Re-attending between 3 & 9 months - Adults	138	388	35.6%	49.6%	52.8%	51.7%
% of FP17s for Band 1 Urgent Courses	43	592	7.3%	8.8%	8.2%	9.2%
% of FP17s Relating to Free Repair or Replacements	3	592	0.5%	0.6%	0.7%	0.7%
% of FP17s Relating to Continuations	0	592	0.0%	0.7%	0.8%	0.8%
% of Patients satisfied with the dentistry they have received	0	0	N/A	93.8%	93.2%	93.5%
% of Patients satisfied with the time they had to wait for an appointment	0	0	N/A	88.4%	88.5%	87.4%

* This is based on patients treated on this contract for their most recent course of treatment. Figures in italics indicate the base number of FP17s or Patient Questionnaire responses are less than 100. N/A is shown where the base number of responses is less than 10 during the period. % is calculated as Quantity/Base number*100

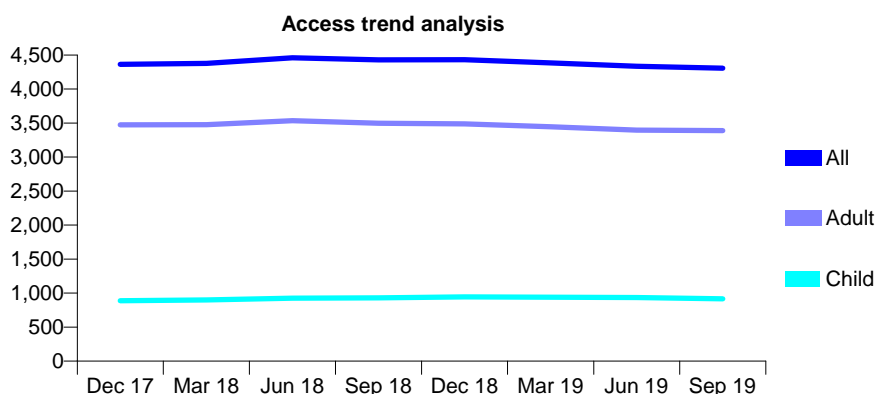
Q58 - Vital Signs At a Glance Contract Report for 113506/0001 - September 2019

Name or company name	Leighton House Practice Limited
Contract type name	GDS Contract
Purpose of contract	General
Contract start date	01/04/2009
Contract end date	

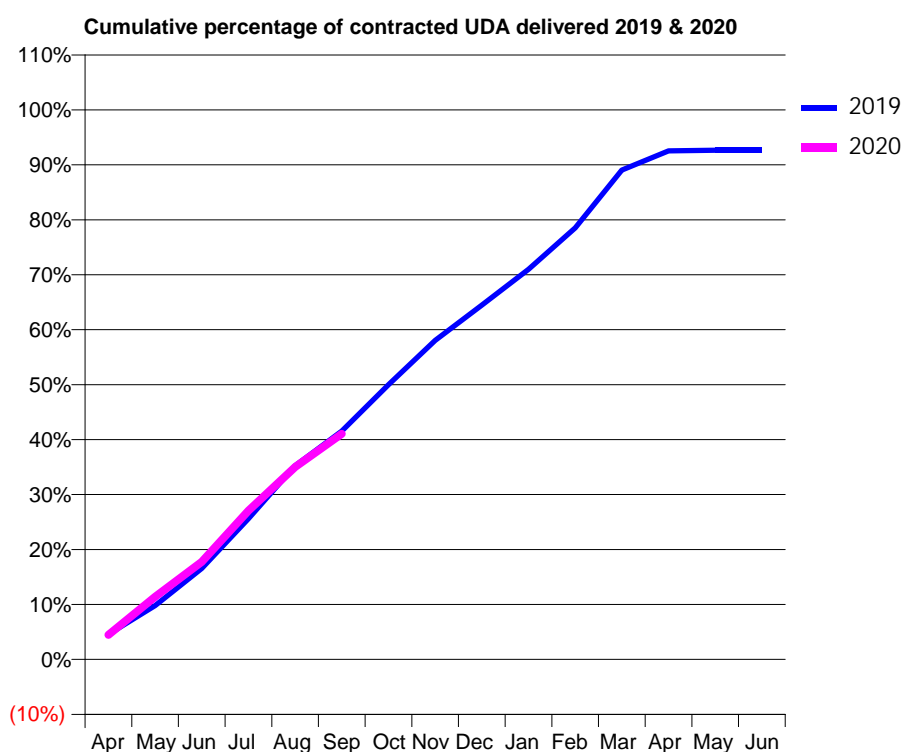
19/20 Contracted general activity (UDA)	14,865
Carry forward general activity (UDA)	0
19/20 Contracted orthodontic activity (UOA)	0
Carry forward orthodontic activity (UOA)	0
Baseline contract value	£423,353.20

ACCESS*

Patients seen in 24 months	Total	Change since previous quarter
Quarter ending September 2018	4,428	
Quarter ending December 2018	4,433	→
Quarter ending March 2019	4,386	↓
Quarter ending June 2019	4,334	↓
Quarter ending September 2019	4,306	→
Variance since September 2018	(2.8%)	↓



ACTIVITY



Month	2019	2020
April	675	666
May	1,454	1,697
June	2,463	2,640
July	3,809	4,023
August	5,240	5,207
September	6,178	6,101
October	7,429	
November	8,630	
December	9,581	
January	10,554	
February	11,673	
March	13,235	
April	13,757	
May	13,772	
June	13,772	

QUALITY

	Quantity	Base Number	Contract	AT	Region	England
% of FP17s for the same patient ID Re-attending within 3 months - Children	89	726	12.3%	10.9%	11.3%	11.5%
% of FP17s for the same patient ID Re-attending within 3 months - Adults	320	2,144	14.9%	14.3%	14.7%	15.4%
% of FP17s for the same patient ID Re-attending between 3 & 9 months - Children	431	726	59.4%	59.1%	60.8%	59.7%
% of FP17s for the same patient ID Re-attending between 3 & 9 months - Adults	1,192	2,144	55.6%	49.6%	52.8%	51.7%
% of FP17s for Band 1 Urgent Courses	196	2,709	7.2%	8.8%	8.2%	9.2%
% of FP17s Relating to Free Repair or Replacements	22	2,709	0.8%	0.6%	0.7%	0.7%
% of FP17s Relating to Continuations	61	2,709	2.3%	0.7%	0.8%	0.8%
% of Patients satisfied with the dentistry they have received	1	1	N/A	93.8%	93.2%	93.5%
% of Patients satisfied with the time they had to wait for an appointment	1	1	N/A	88.4%	88.5%	87.4%

* This is based on patients treated on this contract for their most recent course of treatment. Figures in italics indicate the base number of FP17s or Patient Questionnaire responses are less than 100. N/A is shown where the base number of responses is less than 10 during the period. % is calculated as Quantity/Base number*100

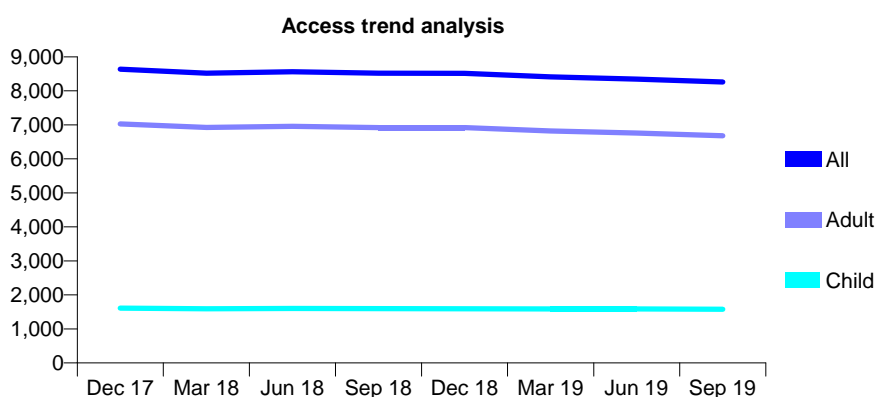
Q58 - Vital Signs At a Glance Contract Report for 114170/0001 - September 2019

Name or company name	King Gaigher & Chastell
Contract type name	GDS Contract
Purpose of contract	General
Contract start date	01/04/2008
Contract end date	

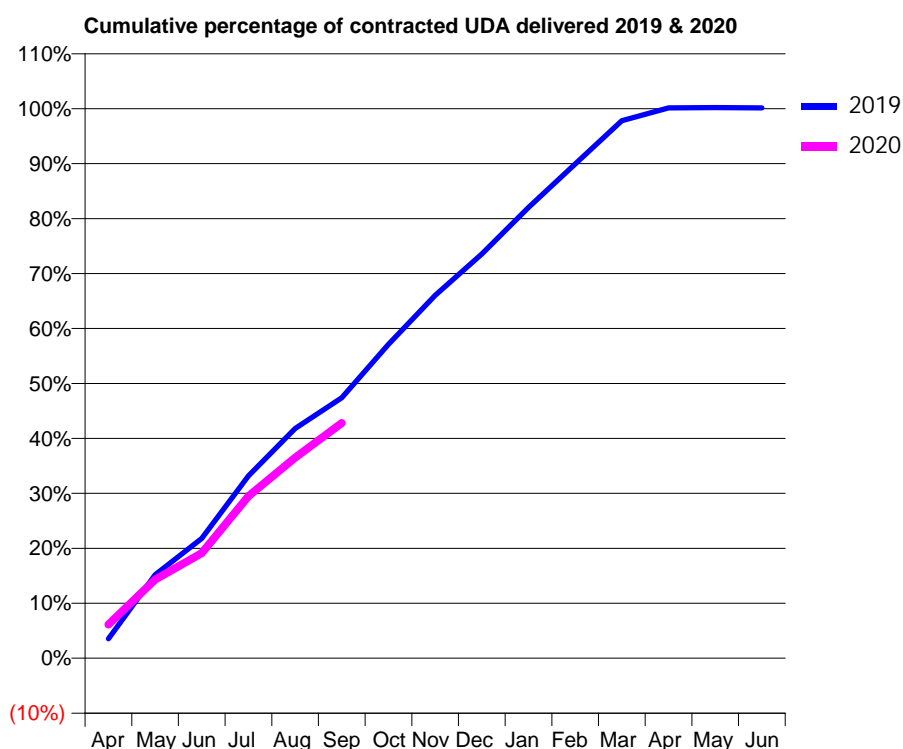
19/20 Contracted general activity (UDA)	21,254
Carry forward general activity (UDA)	0
19/20 Contracted orthodontic activity (UOA)	0
Carry forward orthodontic activity (UOA)	0
Baseline contract value	£529,477.91

ACCESS*

Patients seen in 24 months	Total	Change since previous quarter
Quarter ending September 2018	8,519	
Quarter ending December 2018	8,517	→
Quarter ending March 2019	8,409	↓
Quarter ending June 2019	8,346	→
Quarter ending September 2019	8,260	↓
Variance since September 2018	(3.0%)	↓



ACTIVITY



Month	2019	2020
April	720	1,300
May	3,064	3,044
June	4,402	4,066
July	6,703	6,268
August	8,442	7,762
September	9,572	9,095
October	11,534	
November	13,337	
December	14,852	
January	16,565	
February	18,166	
March	19,751	
April	20,221	
May	20,231	
June	20,222	

QUALITY

	Quantity	Base Number	Contract	AT	Region	England
% of FP17s for the same patient ID Re-attending within 3 months - Children	56	940	6.0%	10.9%	11.3%	11.5%
% of FP17s for the same patient ID Re-attending within 3 months - Adults	518	3,281	15.8%	14.3%	14.7%	15.4%
% of FP17s for the same patient ID Re-attending between 3 & 9 months - Children	405	940	43.1%	59.1%	60.8%	59.7%
% of FP17s for the same patient ID Re-attending between 3 & 9 months - Adults	886	3,281	27.0%	49.6%	52.8%	51.7%
% of FP17s for Band 1 Urgent Courses	356	4,024	8.8%	8.8%	8.2%	9.2%
% of FP17s Relating to Free Repair or Replacements	17	4,024	0.4%	0.6%	0.7%	0.7%
% of FP17s Relating to Continuations	135	4,024	3.4%	0.7%	0.8%	0.8%
% of Patients satisfied with the dentistry they have received	2	2	N/A	93.8%	93.2%	93.5%
% of Patients satisfied with the time they had to wait for an appointment	2	2	N/A	88.4%	88.5%	87.4%

* This is based on patients treated on this contract for their most recent course of treatment.

Figures in italics indicate the base number of FP17s or Patient Questionnaire responses are less than 100. N/A is shown where the base number of responses is less than 10 during the period. % is calculated as Quantity/Base number*100

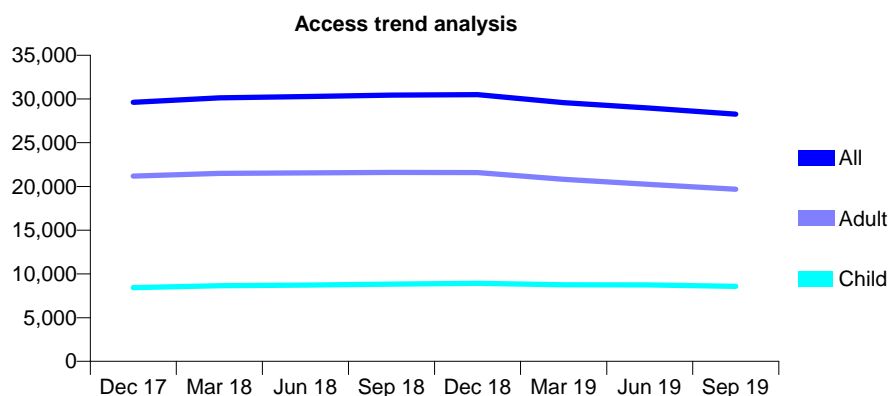
Q58 - Vital Signs At a Glance Contract Report for 114189/0001 - September 2019

Name or company name	Distal Point Limited
Contract type name	GDS Contract
Purpose of contract	General
Contract start date	01/11/2007
Contract end date	

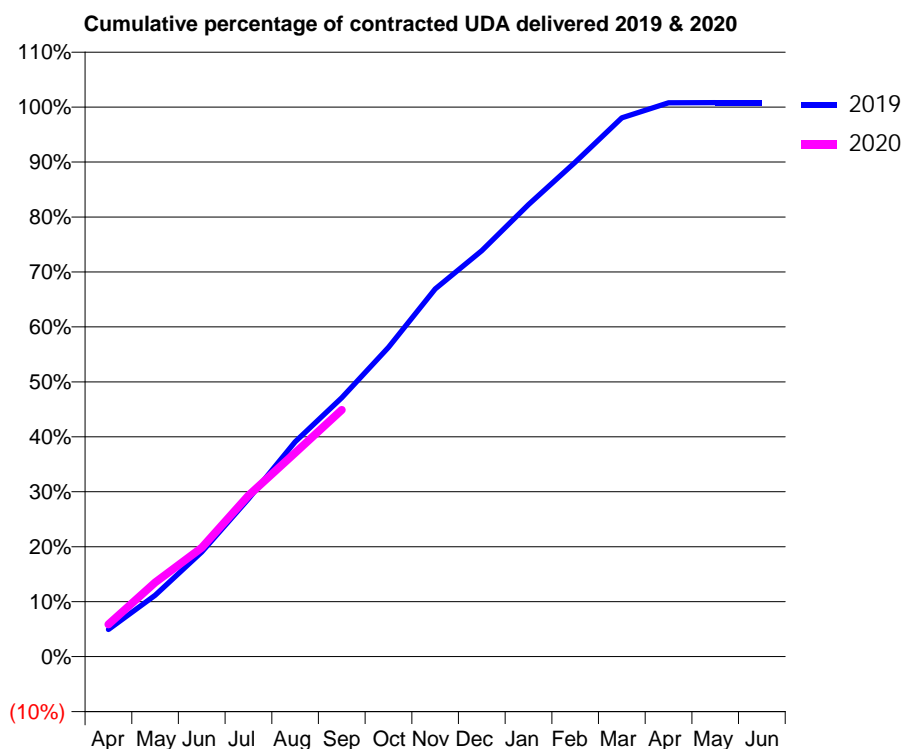
19/20 Contracted general activity (UDA)	73,034
Carry forward general activity (UDA)	0
19/20 Contracted orthodontic activity (UOA)	0
Carry forward orthodontic activity (UOA)	0
Baseline contract value	£1,951,556.01

ACCESS*

Patients seen in 24 months	Total	Change since previous quarter
Quarter ending September 2018	30,448	
Quarter ending December 2018	30,487	→
Quarter ending March 2019	29,574	↓
Quarter ending June 2019	28,963	↓
Quarter ending September 2019	28,265	↓
Variance since September 2018	(7.2%)	↓



ACTIVITY



Month	Adjusted Scheduled Activity (UDA)	
	2019	2020
April	3,607	4,274
May	8,168	9,860
June	13,900	14,472
July	20,958	21,419
August	28,555	27,097
September	34,403	32,790
October	41,110	
November	48,873	
December	53,938	
January	60,070	
February	65,715	
March	71,613	
April	73,591	
May	73,629	
June	73,634	

QUALITY

	Quantity	Base Number	Contract	AT	Region	England
% of FP17s for the same patient ID Re-attending within 3 months - Children	451	6,681	6.8%	10.9%	11.3%	11.5%
% of FP17s for the same patient ID Re-attending within 3 months - Adults	1,406	11,464	12.3%	14.3%	14.7%	15.4%
% of FP17s for the same patient ID Re-attending between 3 & 9 months - Children	4,907	6,681	73.4%	59.1%	60.8%	59.7%
% of FP17s for the same patient ID Re-attending between 3 & 9 months - Adults	6,087	11,464	53.1%	49.6%	52.8%	51.7%
% of FP17s for Band 1 Urgent Courses	994	17,114	5.8%	8.8%	8.2%	9.2%
% of FP17s Relating to Free Repair or Replacements	71	17,114	0.4%	0.6%	0.7%	0.7%
% of FP17s Relating to Continuations	58	17,114	0.3%	0.7%	0.8%	0.8%
% of Patients satisfied with the dentistry they have received	5	5	N/A	93.8%	93.2%	93.5%
% of Patients satisfied with the time they had to wait for an appointment	5	5	N/A	88.4%	88.5%	87.4%

* This is based on patients treated on this contract for their most recent course of treatment. Figures in italics indicate the base number of FP17s or Patient Questionnaire responses are less than 100. N/A is shown where the base number of responses is less than 10 during the period. % is calculated as Quantity/Base number*100

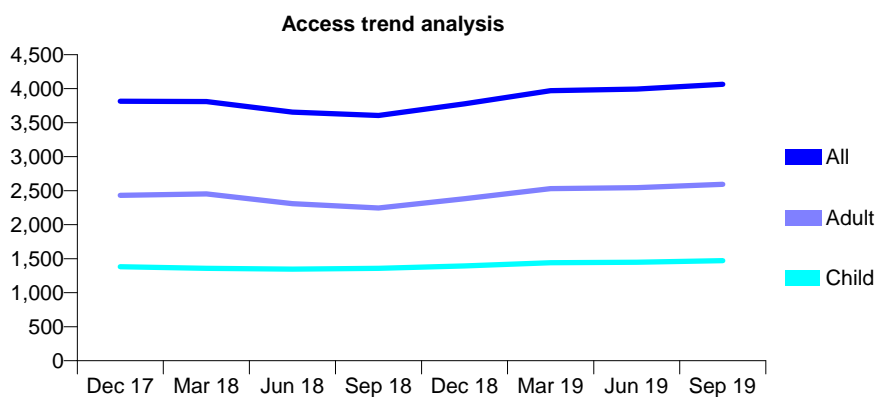
Q58 - Vital Signs At a Glance Contract Report for 116076/0001 - September 2019

Name or company name	Ace Dental Care Limited
Contract type name	GDS Contract
Purpose of contract	General
Contract start date	01/04/2010
Contract end date	

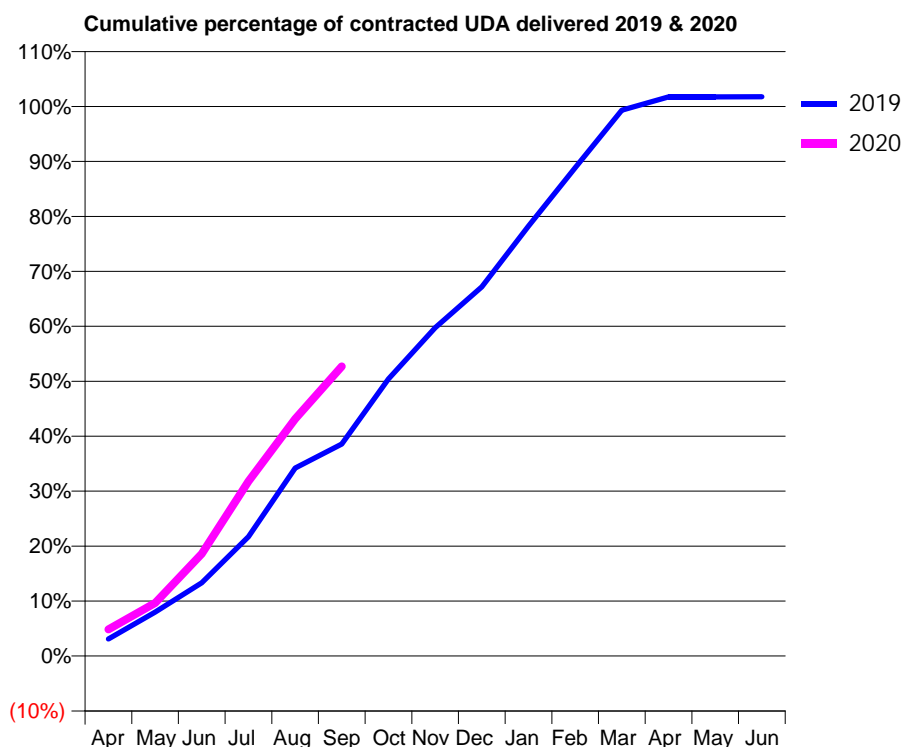
19/20 Contracted general activity (UDA)	9,163
Carry forward general activity (UDA)	0
19/20 Contracted orthodontic activity (UOA)	0
Carry forward orthodontic activity (UOA)	0
Baseline contract value	£232,462.28

ACCESS*

Patients seen in 24 months	Total	Change since previous quarter
Quarter ending September 2018	3,607	
Quarter ending December 2018	3,777	↑
Quarter ending March 2019	3,971	↑
Quarter ending June 2019	3,993	→
Quarter ending September 2019	4,066	→
Variance since September 2018	12.7%	↑



ACTIVITY



Month	Adjusted Scheduled Activity (UDA)	
	2019	2020
April	285	446
May	732	886
June	1,221	1,704
July	1,988	2,912
August	3,135	3,953
September	3,534	4,829
October	4,619	
November	5,474	
December	6,153	
January	7,171	
February	8,141	
March	9,100	
April	9,322	
May	9,323	
June	9,326	

QUALITY

	Quantity	Base Number	Contract	AT	Region	England
% of FP17s for the same patient ID Re-attending within 3 months - Children	66	1,009	6.5%	10.9%	11.3%	11.5%
% of FP17s for the same patient ID Re-attending within 3 months - Adults	193	1,624	11.9%	14.3%	14.7%	15.4%
% of FP17s for the same patient ID Re-attending between 3 & 9 months - Children	523	1,009	51.8%	59.1%	60.8%	59.7%
% of FP17s for the same patient ID Re-attending between 3 & 9 months - Adults	663	1,624	40.8%	49.6%	52.8%	51.7%
% of FP17s for Band 1 Urgent Courses	213	2,514	8.5%	8.8%	8.2%	9.2%
% of FP17s Relating to Free Repair or Replacements	2	2,514	0.1%	0.6%	0.7%	0.7%
% of FP17s Relating to Continuations	7	2,514	0.3%	0.7%	0.8%	0.8%
% of Patients satisfied with the dentistry they have received	1	1	N/A	93.8%	93.2%	93.5%
% of Patients satisfied with the time they had to wait for an appointment	1	1	N/A	88.4%	88.5%	87.4%

* This is based on patients treated on this contract for their most recent course of treatment. Figures in italics indicate the base number of FP17s or Patient Questionnaire responses are less than 100. N/A is shown where the base number of responses is less than 10 during the period. % is calculated as Quantity/Base number*100

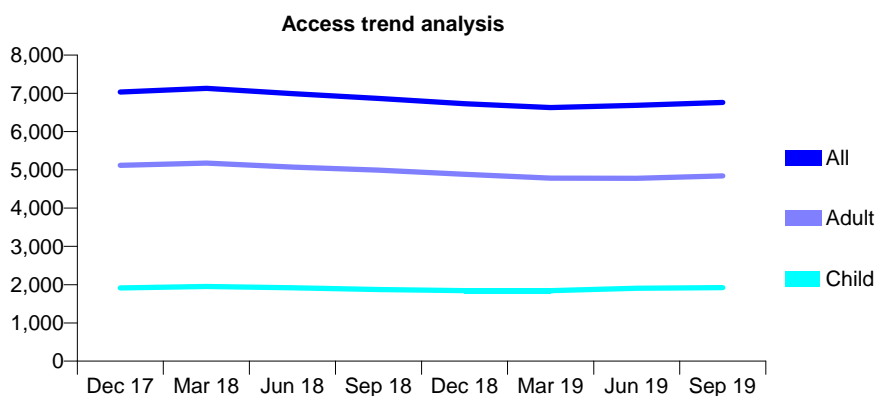
Q58 - Vital Signs At a Glance Contract Report for 117803/0001 - September 2019

Name or company name	St Albans Dental Centre
Contract type name	GDS Contract
Purpose of contract	General
Contract start date	01/03/2013
Contract end date	

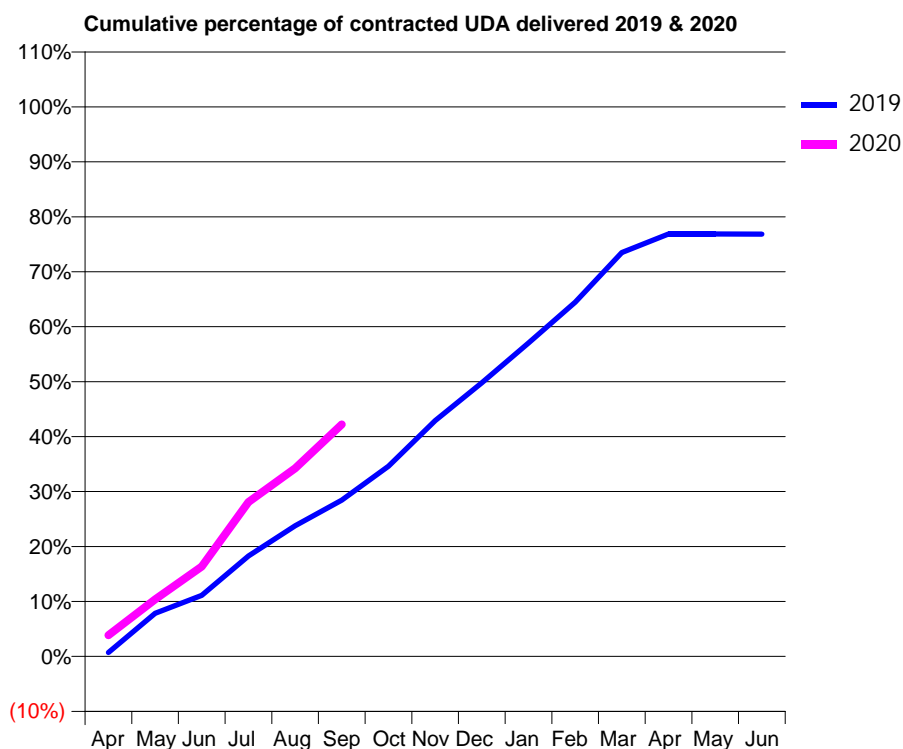
19/20 Contracted general activity (UDA)	22,592
Carry forward general activity (UDA)	0
19/20 Contracted orthodontic activity (UOA)	0
Carry forward orthodontic activity (UOA)	0
Baseline contract value	£620,525.31

ACCESS*

Patients seen in 24 months	Total	Change since previous quarter
Quarter ending September 2018	6,865	
Quarter ending December 2018	6,728	↓
Quarter ending March 2019	6,629	↓
Quarter ending June 2019	6,688	→
Quarter ending September 2019	6,762	→
Variance since September 2018	(1.5%)	↓



ACTIVITY



Month	2019	2020
April	161	876
May	1,776	2,343
June	2,509	3,699
July	4,129	6,345
August	5,375	7,734
September	6,421	9,537
October	7,820	
November	9,694	
December	11,246	
January	12,884	
February	14,565	
March	16,601	
April	17,366	
May	17,363	
June	17,362	

QUALITY

	Quantity	Base Number	Contract	AT	Region	England
% of FP17s for the same patient ID Re-attending within 3 months - Children	97	1,292	7.5%	10.9%	11.3%	11.5%
% of FP17s for the same patient ID Re-attending within 3 months - Adults	406	2,797	14.5%	14.3%	14.7%	15.4%
% of FP17s for the same patient ID Re-attending between 3 & 9 months - Children	450	1,292	34.8%	59.1%	60.8%	59.7%
% of FP17s for the same patient ID Re-attending between 3 & 9 months - Adults	819	2,797	29.3%	49.6%	52.8%	51.7%
% of FP17s for Band 1 Urgent Courses	601	3,837	15.7%	8.8%	8.2%	9.2%
% of FP17s Relating to Free Repair or Replacements	26	3,837	0.7%	0.6%	0.7%	0.7%
% of FP17s Relating to Continuations	33	3,837	0.9%	0.7%	0.8%	0.8%
% of Patients satisfied with the dentistry they have received	1	2	N/A	93.8%	93.2%	93.5%
% of Patients satisfied with the time they had to wait for an appointment	2	2	N/A	88.4%	88.5%	87.4%

* This is based on patients treated on this contract for their most recent course of treatment. Figures in italics indicate the base number of FP17s or Patient Questionnaire responses are less than 100. N/A is shown where the base number of responses is less than 10 during the period. % is calculated as Quantity/Base number*100

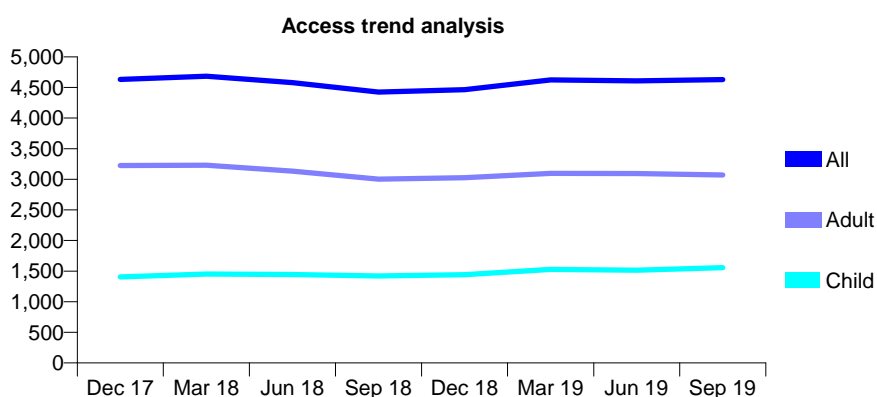
Q58 - Vital Signs At a Glance Contract Report for 117846/0001 - September 2019

Name or company name	Woodview Dental Clinic
Contract type name	GDS Contract
Purpose of contract	General
Contract start date	01/04/2006
Contract end date	

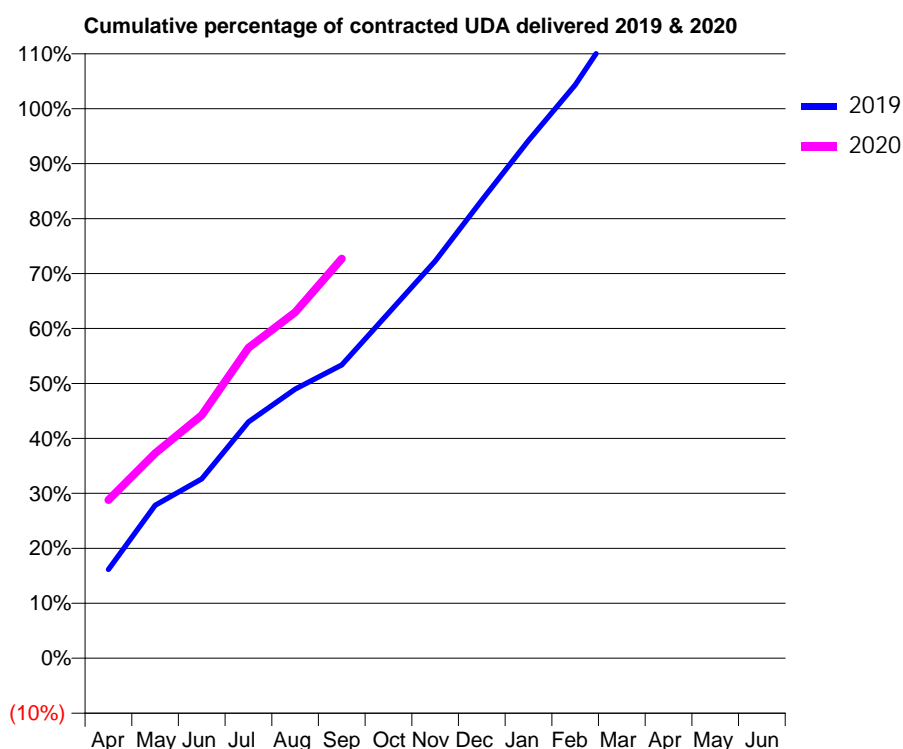
19/20 Contracted general activity (UDA)	9,943
Carry forward general activity (UDA)	-2,231
19/20 Contracted orthodontic activity (UOA)	0
Carry forward orthodontic activity (UOA)	0
Baseline contract value	£271,359.98

ACCESS*

Patients seen in 24 months	Total	Change since previous quarter
Quarter ending September 2018	4,424	
Quarter ending December 2018	4,466	→
Quarter ending March 2019	4,625	↑
Quarter ending June 2019	4,610	→
Quarter ending September 2019	4,628	→
Variance since September 2018	4.6%	↑



ACTIVITY



Month	2019	2020
April	1,606	2,862
May	2,765	3,707
June	3,244	4,397
July	4,278	5,616
August	4,871	6,258
September	5,307	7,227
October	6,247	
November	7,185	
December	8,284	
January	9,366	
February	10,374	
March	11,640	
April	12,204	
May	12,188	
June	12,175	

QUALITY

	Quantity	Base Number	Contract	AT	Region	England
% of FP17s for the same patient ID Re-attending within 3 months - Children	68	1,046	6.5%	10.9%	11.3%	11.5%
% of FP17s for the same patient ID Re-attending within 3 months - Adults	271	1,825	14.8%	14.3%	14.7%	15.4%
% of FP17s for the same patient ID Re-attending between 3 & 9 months - Children	585	1,046	55.9%	59.1%	60.8%	59.7%
% of FP17s for the same patient ID Re-attending between 3 & 9 months - Adults	1,066	1,825	58.4%	49.6%	52.8%	51.7%
% of FP17s for Band 1 Urgent Courses	234	2,611	9.0%	8.8%	8.2%	9.2%
% of FP17s Relating to Free Repair or Replacements	36	2,611	1.4%	0.6%	0.7%	0.7%
% of FP17s Relating to Continuations	6	2,611	0.2%	0.7%	0.8%	0.8%
% of Patients satisfied with the dentistry they have received	0	0	N/A	93.8%	93.2%	93.5%
% of Patients satisfied with the time they had to wait for an appointment	0	0	N/A	88.4%	88.5%	87.4%

* This is based on patients treated on this contract for their most recent course of treatment.

Figures in italics indicate the base number of FP17s or Patient Questionnaire responses are less than 100. N/A is shown where the base number of responses is less than 10 during the period. % is calculated as Quantity/Base number*100

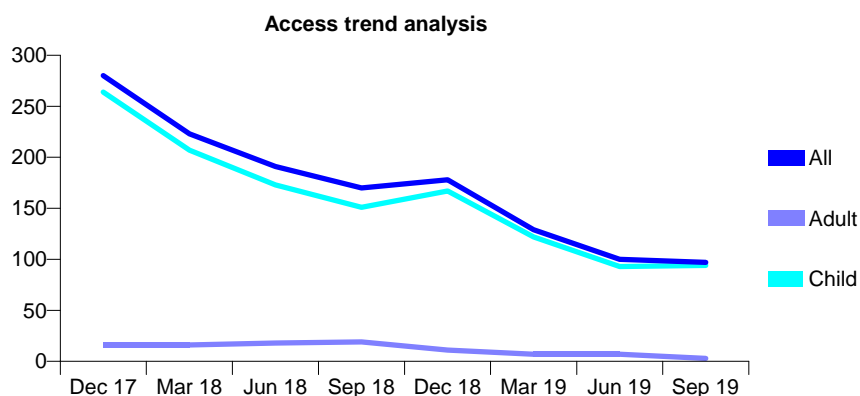
Q58 - Vital Signs At a Glance Contract Report for 117846/0003 - September 2019

Name or company name	Woodview Dental Clinic
Contract type name	GDS Contract
Purpose of contract	General
Contract start date	01/04/2006
Contract end date	

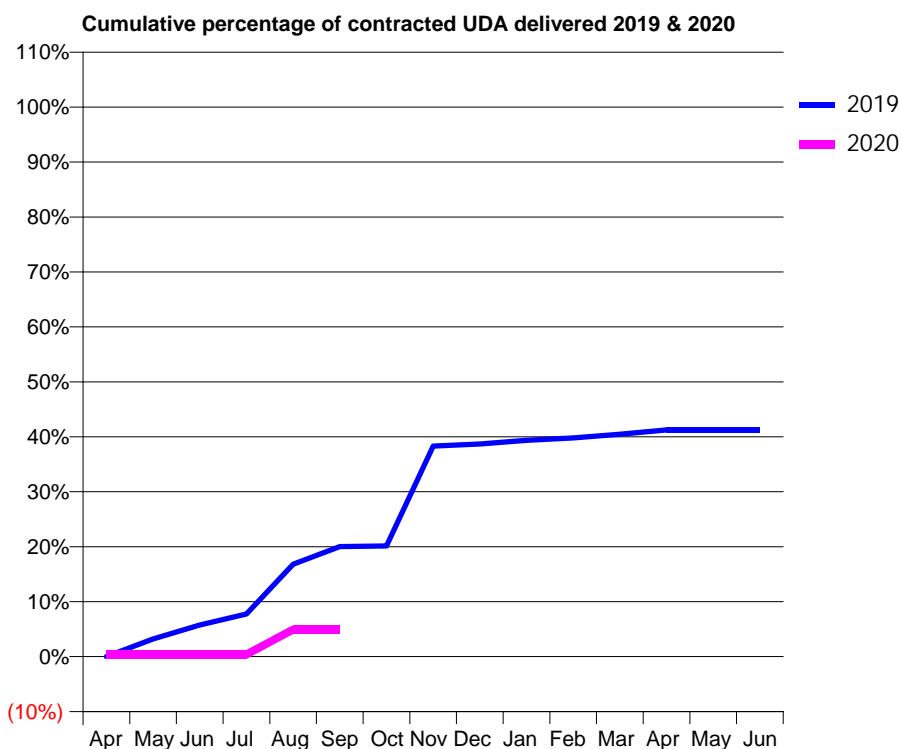
19/20 Contracted general activity (UDA)	750
Carry forward general activity (UDA)	0
19/20 Contracted orthodontic activity (UOA)	0
Carry forward orthodontic activity (UOA)	0
Baseline contract value	£28,359.61

ACCESS*

Patients seen in 24 months	Total	Change since previous quarter
Quarter ending September 2018	170	
Quarter ending December 2018	178	↑
Quarter ending March 2019	129	↓
Quarter ending June 2019	100	↓
Quarter ending September 2019	97	↓
Variance since September 2018	(42.9%)	↓



ACTIVITY



Month	Adjusted Scheduled Activity (UDA)	
	2019	2020
April	0	3
May	24	3
June	43	3
July	58	3
August	126	37
September	150	37
October	151	
November	287	
December	290	
January	295	
February	298	
March	303	
April	309	
May	309	
June	309	

QUALITY

	Quantity	Base Number	Contract	AT	Region	England
% of FP17s for the same patient ID Re-attending within 3 months - Children	11	101	10.9%	10.9%	11.3%	11.5%
% of FP17s for the same patient ID Re-attending within 3 months - Adults	0	1	0.0%	14.3%	14.7%	15.4%
% of FP17s for the same patient ID Re-attending between 3 & 9 months - Children	14	101	13.9%	59.1%	60.8%	59.7%
% of FP17s for the same patient ID Re-attending between 3 & 9 months - Adults	0	1	0.0%	49.6%	52.8%	51.7%
% of FP17s for Band 1 Urgent Courses	0	31	0.0%	8.8%	8.2%	9.2%
% of FP17s Relating to Free Repair or Replacements	0	31	0.0%	0.6%	0.7%	0.7%
% of FP17s Relating to Continuations	0	31	0.0%	0.7%	0.8%	0.8%
% of Patients satisfied with the dentistry they have received	0	0	N/A	93.8%	93.2%	93.5%
% of Patients satisfied with the time they had to wait for an appointment	0	0	N/A	88.4%	88.5%	87.4%

* This is based on patients treated on this contract for their most recent course of treatment. Figures in italics indicate the base number of FP17s or Patient Questionnaire responses are less than 100. N/A is shown where the base number of responses is less than 10 during the period. % is calculated as Quantity/Base number*100

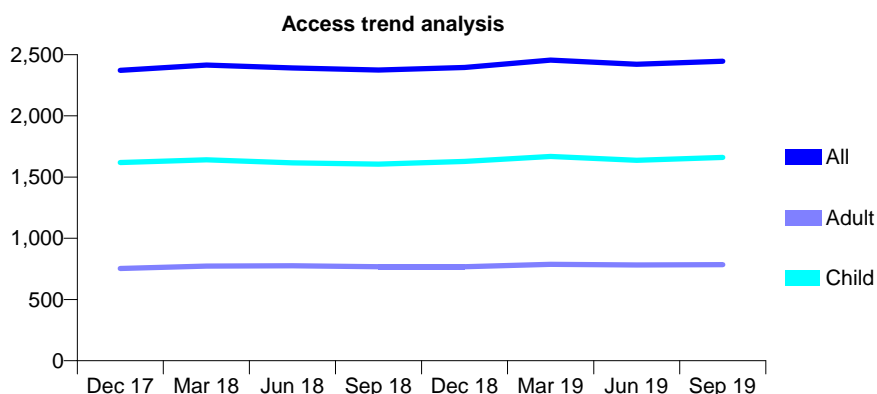
Q58 - Vital Signs At a Glance Contract Report for 118354/0001 - September 2019

Name or company name	King's Road Dental Practice Ltd
Contract type name	GDS Contract
Purpose of contract	General
Contract start date	01/04/2010
Contract end date	

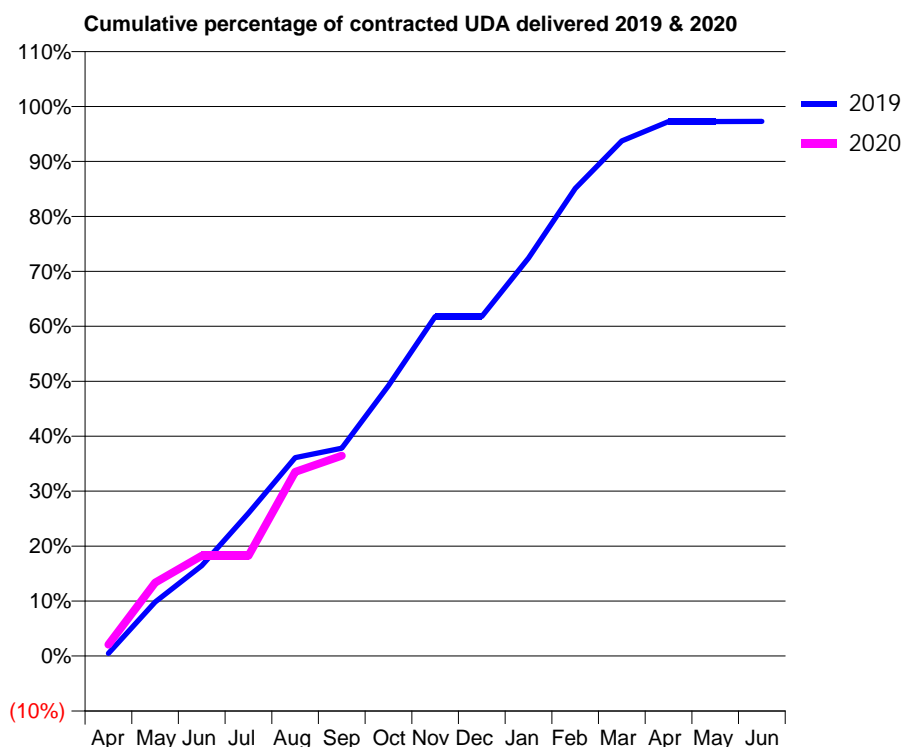
19/20 Contracted general activity (UDA)	4,360
Carry forward general activity (UDA)	0
19/20 Contracted orthodontic activity (UOA)	0
Carry forward orthodontic activity (UOA)	0
Baseline contract value	£103,565.16

ACCESS*

Patients seen in 24 months	Total	Change since previous quarter
Quarter ending September 2018	2,374	
Quarter ending December 2018	2,395	→
Quarter ending March 2019	2,456	↑
Quarter ending June 2019	2,421	↓
Quarter ending September 2019	2,446	→
Variance since September 2018	3.0%	↑



ACTIVITY



Month	Adjusted Scheduled Activity (UDA)	
	2019	2020
April	21	92
May	429	583
June	717	795
July	1,133	795
August	1,574	1,460
September	1,649	1,589
October	2,145	
November	2,693	
December	2,693	
January	3,158	
February	3,709	
March	4,087	
April	4,240	
May	4,240	
June	4,241	

QUALITY

	Quantity	Base Number	Contract	AT	Region	England
% of FP17s for the same patient ID Re-attending within 3 months - Children	41	941	4.4%	10.9%	11.3%	11.5%
% of FP17s for the same patient ID Re-attending within 3 months - Adults	25	307	8.1%	14.3%	14.7%	15.4%
% of FP17s for the same patient ID Re-attending between 3 & 9 months - Children	539	941	57.3%	59.1%	60.8%	59.7%
% of FP17s for the same patient ID Re-attending between 3 & 9 months - Adults	110	307	35.8%	49.6%	52.8%	51.7%
% of FP17s for Band 1 Urgent Courses	40	1,147	3.5%	8.8%	8.2%	9.2%
% of FP17s Relating to Free Repair or Replacements	0	1,147	0.0%	0.6%	0.7%	0.7%
% of FP17s Relating to Continuations	2	1,147	0.2%	0.7%	0.8%	0.8%
% of Patients satisfied with the dentistry they have received	0	0	N/A	93.8%	93.2%	93.5%
% of Patients satisfied with the time they had to wait for an appointment	0	0	N/A	88.4%	88.5%	87.4%

* This is based on patients treated on this contract for their most recent course of treatment. Figures in italics indicate the base number of FP17s or Patient Questionnaire responses are less than 100. N/A is shown where the base number of responses is less than 10 during the period. % is calculated as Quantity/Base number*100

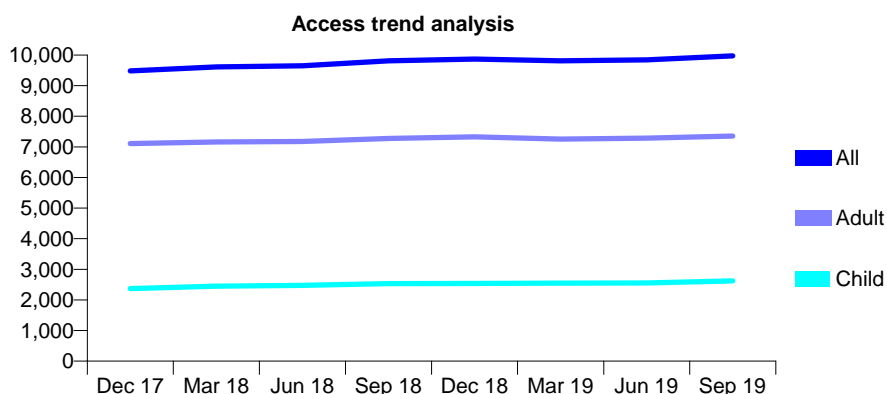
Q58 - Vital Signs At a Glance Contract Report for 118702/0001 - September 2019

Name or company name	Hertford Dental Care
Contract type name	GDS Contract
Purpose of contract	General
Contract start date	01/04/2008
Contract end date	

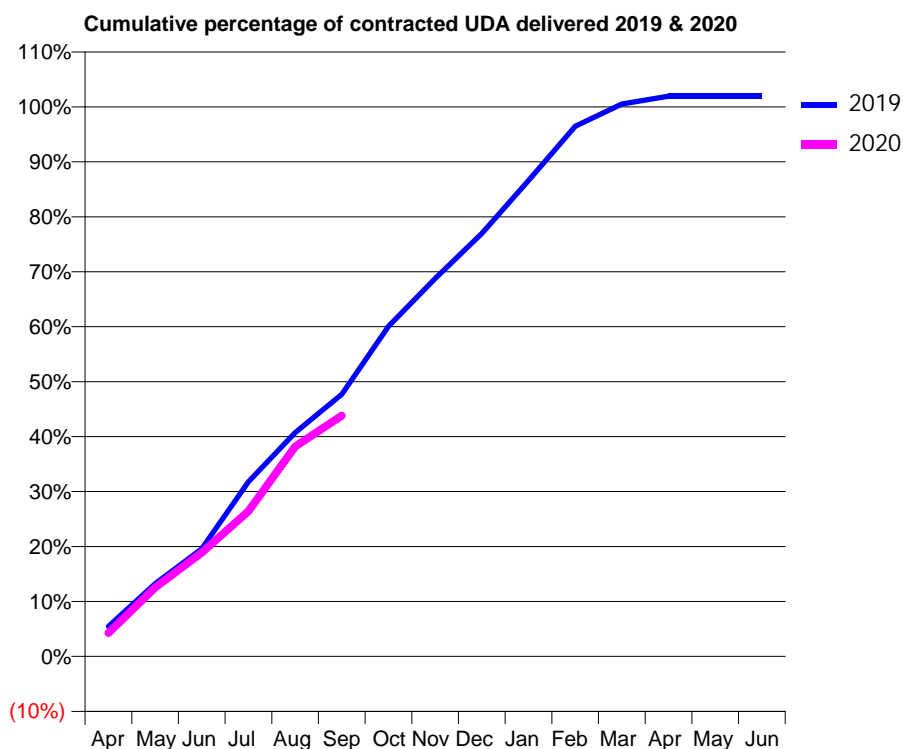
19/20 Contracted general activity (UDA)	22,575
Carry forward general activity (UDA)	0
19/20 Contracted orthodontic activity (UOA)	0
Carry forward orthodontic activity (UOA)	0
Baseline contract value	£537,555.42

ACCESS*

Patients seen in 24 months	Total	Change since previous quarter
Quarter ending September 2018	9,810	
Quarter ending December 2018	9,865	→
Quarter ending March 2019	9,810	→
Quarter ending June 2019	9,845	→
Quarter ending September 2019	9,975	→
Variance since September 2018	1.7%	→



ACTIVITY



Month	2019	2020
April	1,148	959
May	2,782	2,829
June	4,117	4,264
July	6,672	5,970
August	8,552	8,625
September	10,017	9,891
October	12,613	
November	14,440	
December	16,162	
January	18,187	
February	20,260	
March	21,104	
April	21,407	
May	21,405	
June	21,405	

QUALITY

	Quantity	Base Number	Contract	AT	Region	England
% of FP17s for the same patient ID Re-attending within 3 months - Children	144	2,106	6.8%	10.9%	11.3%	11.5%
% of FP17s for the same patient ID Re-attending within 3 months - Adults	453	4,797	9.4%	14.3%	14.7%	15.4%
% of FP17s for the same patient ID Re-attending between 3 & 9 months - Children	1,453	2,106	69.0%	59.1%	60.8%	59.7%
% of FP17s for the same patient ID Re-attending between 3 & 9 months - Adults	2,744	4,797	57.2%	49.6%	52.8%	51.7%
% of FP17s for Band 1 Urgent Courses	538	6,723	8.0%	8.8%	8.2%	9.2%
% of FP17s Relating to Free Repair or Replacements	17	6,723	0.3%	0.6%	0.7%	0.7%
% of FP17s Relating to Continuations	8	6,723	0.1%	0.7%	0.8%	0.8%
% of Patients satisfied with the dentistry they have received	4	4	N/A	93.8%	93.2%	93.5%
% of Patients satisfied with the time they had to wait for an appointment	2	4	N/A	88.4%	88.5%	87.4%

* This is based on patients treated on this contract for their most recent course of treatment. Figures in italics indicate the base number of FP17s or Patient Questionnaire responses are less than 100. N/A is shown where the base number of responses is less than 10 during the period. % is calculated as Quantity/Base number*100

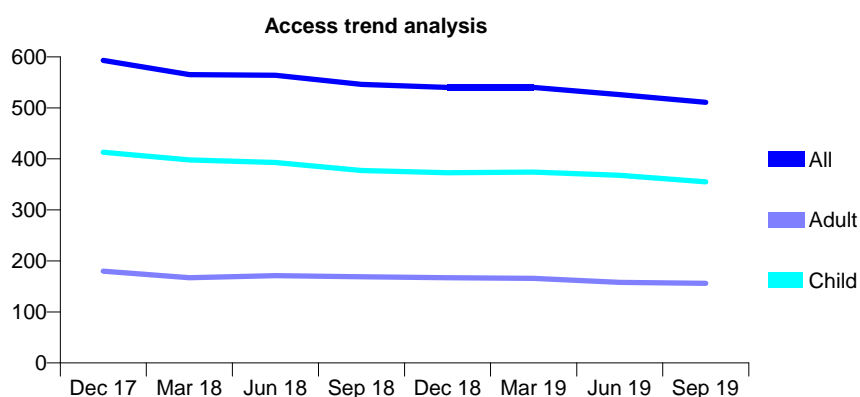
Q58 - Vital Signs At a Glance Contract Report for 118893/0001 - September 2019

Name or company name	The Dental Surgery
Contract type name	GDS Contract
Purpose of contract	General
Contract start date	30/06/2015
Contract end date	

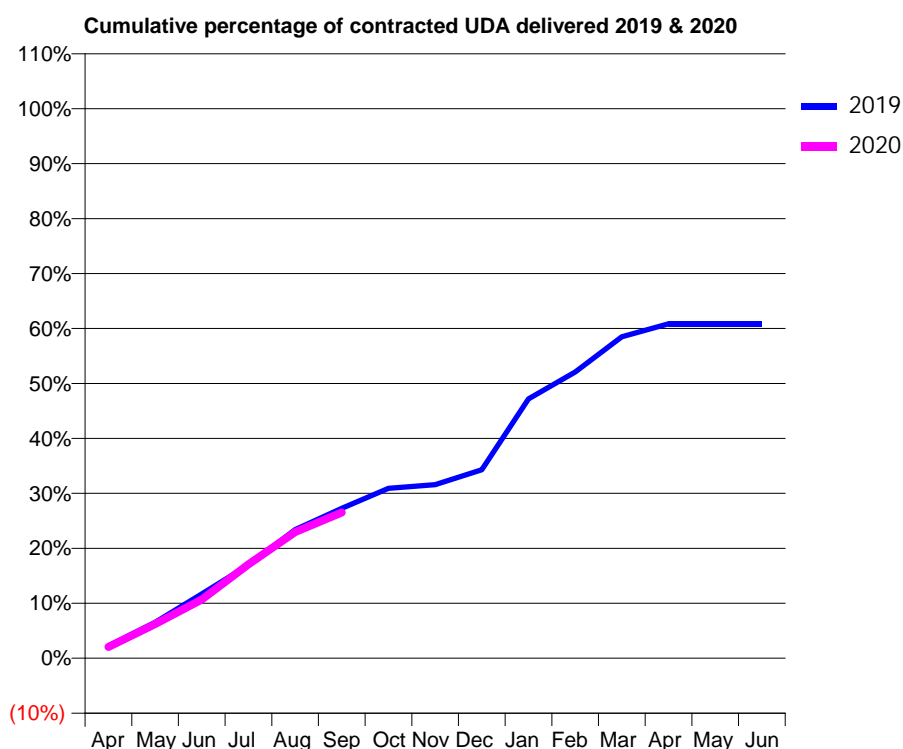
19/20 Contracted general activity (UDA)	1,800
Carry forward general activity (UDA)	0
19/20 Contracted orthodontic activity (UOA)	0
Carry forward orthodontic activity (UOA)	0
Baseline contract value	£44,272.17

ACCESS*

Patients seen in 24 months	Total	Change since previous quarter
Quarter ending September 2018	546	
Quarter ending December 2018	540	↓
Quarter ending March 2019	540	→
Quarter ending June 2019	526	↓
Quarter ending September 2019	511	↓
Variance since September 2018	(6.4%)	↓



ACTIVITY



Month	2019	2020
April	40	37
May	118	112
June	210	192
July	306	307
August	421	414
September	491	477
October	556	
November	568	
December	617	
January	849	
February	938	
March	1,053	
April	1,095	
May	1,095	
June	1,095	

QUALITY

	Quantity	Base Number	Contract	AT	Region	England
% of FP17s for the same patient ID Re-attending within 3 months - Children	40	334	12.0%	10.9%	11.3%	11.5%
% of FP17s for the same patient ID Re-attending within 3 months - Adults	1	55	1.8%	14.3%	14.7%	15.4%
% of FP17s for the same patient ID Re-attending between 3 & 9 months - Children	217	334	65.0%	59.1%	60.8%	59.7%
% of FP17s for the same patient ID Re-attending between 3 & 9 months - Adults	34	55	61.8%	49.6%	52.8%	51.7%
% of FP17s for Band 1 Urgent Courses	15	365	4.1%	8.8%	8.2%	9.2%
% of FP17s Relating to Free Repair or Replacements	1	365	0.3%	0.6%	0.7%	0.7%
% of FP17s Relating to Continuations	3	365	0.8%	0.7%	0.8%	0.8%
% of Patients satisfied with the dentistry they have received	1	1	N/A	93.8%	93.2%	93.5%
% of Patients satisfied with the time they had to wait for an appointment	1	1	N/A	88.4%	88.5%	87.4%

* This is based on patients treated on this contract for their most recent course of treatment.

Figures in italics indicate the base number of FP17s or Patient Questionnaire responses are less than 100. N/A is shown where the base number of responses is less than 10 during the period. % is calculated as Quantity/Base number*100

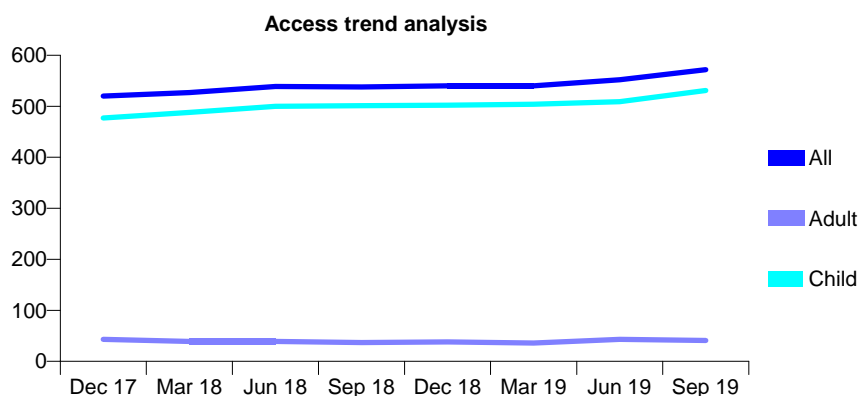
Q58 - Vital Signs At a Glance Contract Report for 118982/0001 - September 2019

Name or company name	St Peter's Lodge Dental Practice
Contract type name	GDS Contract
Purpose of contract	General
Contract start date	01/08/2010
Contract end date	

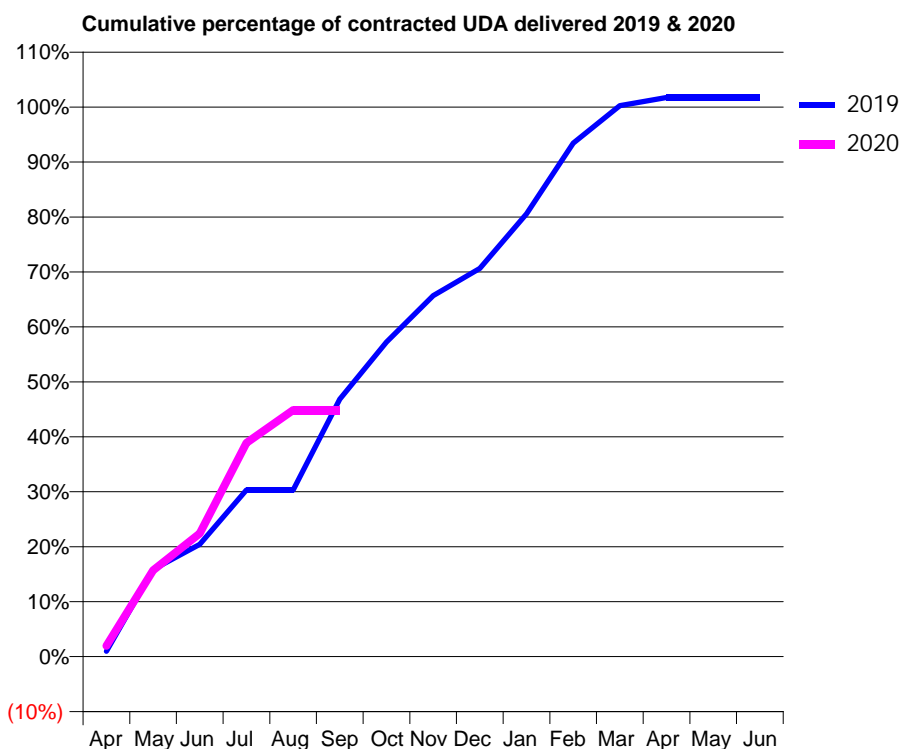
19/20 Contracted general activity (UDA)	810
Carry forward general activity (UDA)	0
19/20 Contracted orthodontic activity (UOA)	0
Carry forward orthodontic activity (UOA)	0
Baseline contract value	£18,271.82

ACCESS*

Patients seen in 24 months	Total	Change since previous quarter
Quarter ending September 2018	538	
Quarter ending December 2018	540	→
Quarter ending March 2019	540	→
Quarter ending June 2019	552	↑
Quarter ending September 2019	572	↑
Variance since September 2018	6.3%	↑



ACTIVITY



Month	Adjusted Scheduled Activity (UDA)	
	2019	2020
April	8	16
May	128	127
June	165	182
July	246	315
August	246	363
September	379	363
October	464	
November	532	
December	572	
January	652	
February	757	
March	812	
April	824	
May	824	
June	824	

QUALITY

	Quantity	Base Number	Contract	AT	Region	England
% of FP17s for the same patient ID Re-attending within 3 months - Children	13	307	4.2%	10.9%	11.3%	11.5%
% of FP17s for the same patient ID Re-attending within 3 months - Adults	0	10	0.0%	14.3%	14.7%	15.4%
% of FP17s for the same patient ID Re-attending between 3 & 9 months - Children	174	307	56.7%	59.1%	60.8%	59.7%
% of FP17s for the same patient ID Re-attending between 3 & 9 months - Adults	9	10	90.0%	49.6%	52.8%	51.7%
% of FP17s for Band 1 Urgent Courses	7	305	2.3%	8.8%	8.2%	9.2%
% of FP17s Relating to Free Repair or Replacements	0	305	0.0%	0.6%	0.7%	0.7%
% of FP17s Relating to Continuations	0	305	0.0%	0.7%	0.8%	0.8%
% of Patients satisfied with the dentistry they have received	0	0	N/A	93.8%	93.2%	93.5%
% of Patients satisfied with the time they had to wait for an appointment	0	0	N/A	88.4%	88.5%	87.4%

* This is based on patients treated on this contract for their most recent course of treatment. Figures in italics indicate the base number of FP17s or Patient Questionnaire responses are less than 100. N/A is shown where the base number of responses is less than 10 during the period. % is calculated as Quantity/Base number*100

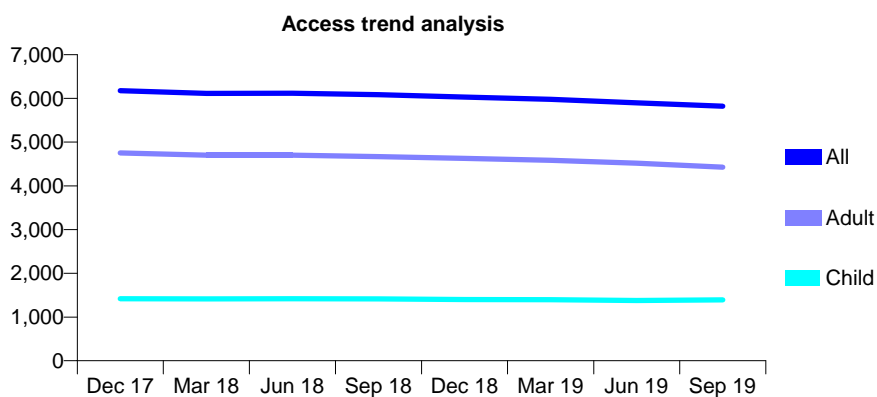
Q58 - Vital Signs At a Glance Contract Report for 120480/0001 - September 2019

Name or company name	Park View Dental Care
Contract type name	GDS Contract
Purpose of contract	General
Contract start date	01/08/2015
Contract end date	

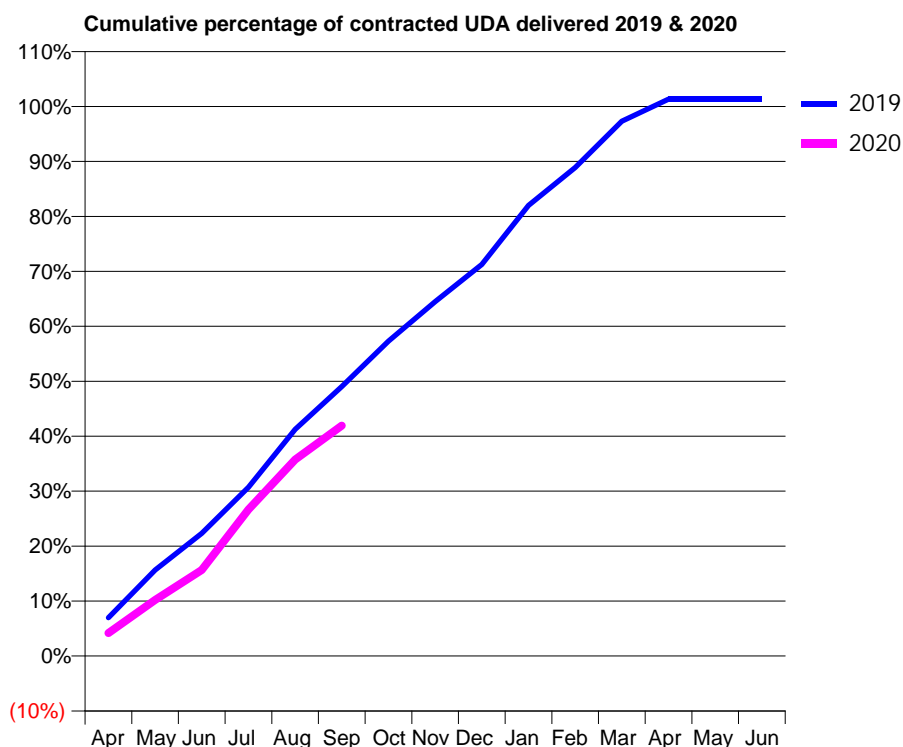
19/20 Contracted general activity (UDA)	19,576
Carry forward general activity (UDA)	0
19/20 Contracted orthodontic activity (UOA)	0
Carry forward orthodontic activity (UOA)	0
Baseline contract value	£517,789.65

ACCESS*

Patients seen in 24 months	Total	Change since previous quarter
Quarter ending September 2018	6,082	
Quarter ending December 2018	6,032	→
Quarter ending March 2019	5,981	→
Quarter ending June 2019	5,896	↓
Quarter ending September 2019	5,821	↓
Variance since September 2018	(4.3%)	↓



ACTIVITY



Month	Adjusted Scheduled Activity (UDA)	
	2019	2020
April	1,367	819
May	3,068	2,000
June	4,373	3,065
July	6,012	5,218
August	8,071	7,001
September	9,598	8,207
October	11,220	
November	12,627	
December	13,951	
January	16,048	
February	17,403	
March	19,052	
April	19,835	
May	19,835	
June	19,835	

QUALITY

	Quantity	Base Number	Contract	AT	Region	England
% of FP17s for the same patient ID Re-attending within 3 months - Children	61	978	6.2%	10.9%	11.3%	11.5%
% of FP17s for the same patient ID Re-attending within 3 months - Adults	431	2,928	14.7%	14.3%	14.7%	15.4%
% of FP17s for the same patient ID Re-attending between 3 & 9 months - Children	553	978	56.5%	59.1%	60.8%	59.7%
% of FP17s for the same patient ID Re-attending between 3 & 9 months - Adults	1,475	2,928	50.4%	49.6%	52.8%	51.7%
% of FP17s for Band 1 Urgent Courses	420	3,564	11.8%	8.8%	8.2%	9.2%
% of FP17s Relating to Free Repair or Replacements	36	3,564	1.0%	0.6%	0.7%	0.7%
% of FP17s Relating to Continuations	27	3,564	0.8%	0.7%	0.8%	0.8%
% of Patients satisfied with the dentistry they have received	2	2	N/A	93.8%	93.2%	93.5%
% of Patients satisfied with the time they had to wait for an appointment	2	2	N/A	88.4%	88.5%	87.4%

* This is based on patients treated on this contract for their most recent course of treatment. Figures in italics indicate the base number of FP17s or Patient Questionnaire responses are less than 100. N/A is shown where the base number of responses is less than 10 during the period. % is calculated as Quantity/Base number*100

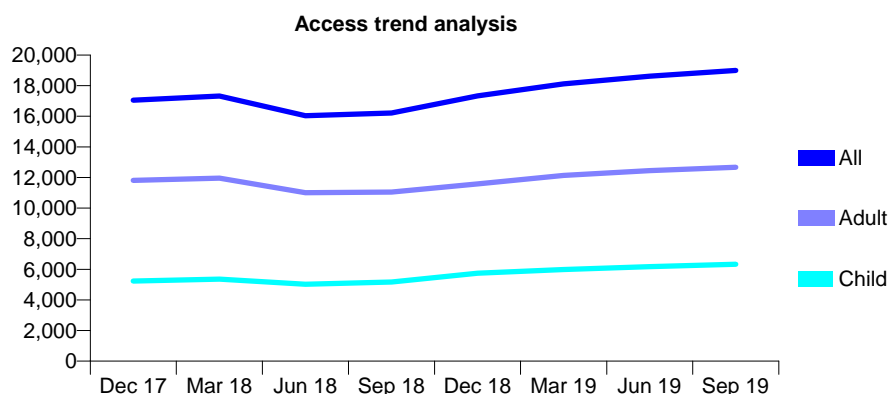
Q58 - Vital Signs At a Glance Contract Report for 121096/0001 - September 2019

Name or company name	Luton Centre Limited
Contract type name	GDS Contract
Purpose of contract	General
Contract start date	01/12/2007
Contract end date	

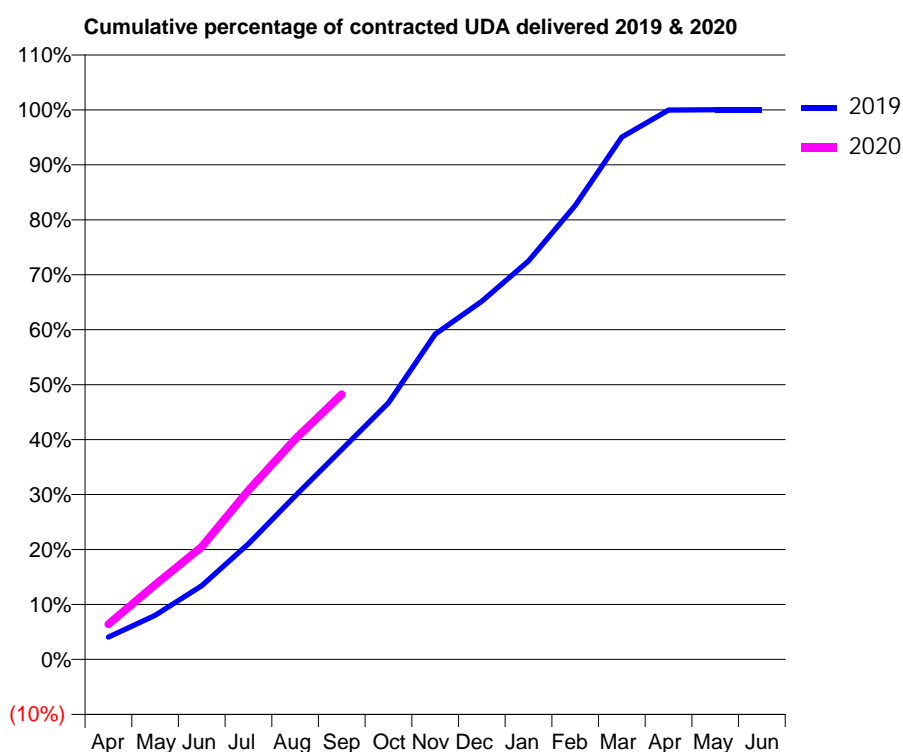
19/20 Contracted general activity (UDA)	47,677
Carry forward general activity (UDA)	0
19/20 Contracted orthodontic activity (UOA)	0
Carry forward orthodontic activity (UOA)	0
Baseline contract value	£1,383,631.80

ACCESS*

Patients seen in 24 months	Total	Change since previous quarter
Quarter ending September 2018	16,217	
Quarter ending December 2018	17,340	↑
Quarter ending March 2019	18,124	↑
Quarter ending June 2019	18,623	↑
Quarter ending September 2019	18,997	↑
Variance since September 2018	17.1%	↑



ACTIVITY



Month	Adjusted Scheduled Activity (UDA)	
	2019	2020
April	1,934	3,063
May	3,829	6,470
June	6,387	9,772
July	10,032	14,667
August	14,182	19,105
September	18,215	23,004
October	22,261	
November	28,220	
December	31,071	
January	34,568	
February	39,387	
March	45,308	
April	47,664	
May	47,683	
June	47,687	

QUALITY

	Quantity	Base Number	Contract	AT	Region	England
% of FP17s for the same patient ID Re-attending within 3 months - Children	318	5,425	5.9%	10.9%	11.3%	11.5%
% of FP17s for the same patient ID Re-attending within 3 months - Adults	703	6,989	10.1%	14.3%	14.7%	15.4%
% of FP17s for the same patient ID Re-attending between 3 & 9 months - Children	3,314	5,425	61.1%	59.1%	60.8%	59.7%
% of FP17s for the same patient ID Re-attending between 3 & 9 months - Adults	2,932	6,989	42.0%	49.6%	52.8%	51.7%
% of FP17s for Band 1 Urgent Courses	721	11,470	6.3%	8.8%	8.2%	9.2%
% of FP17s Relating to Free Repair or Replacements	83	11,470	0.7%	0.6%	0.7%	0.7%
% of FP17s Relating to Continuations	49	11,470	0.4%	0.7%	0.8%	0.8%
% of Patients satisfied with the dentistry they have received	5	5	N/A	93.8%	93.2%	93.5%
% of Patients satisfied with the time they had to wait for an appointment	4	5	N/A	88.4%	88.5%	87.4%

* This is based on patients treated on this contract for their most recent course of treatment. Figures in italics indicate the base number of FP17s or Patient Questionnaire responses are less than 100. N/A is shown where the base number of responses is less than 10 during the period. % is calculated as Quantity/Base number*100

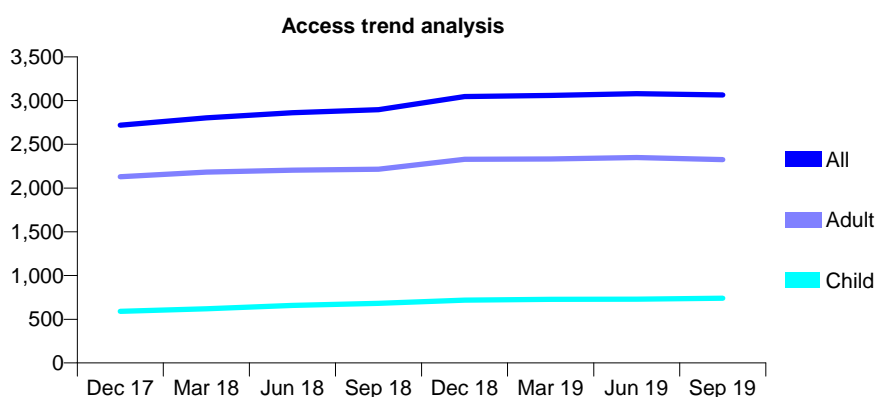
Q58 - Vital Signs At a Glance Contract Report for 121339/0001 - September 2019

Name or company name	Mr and Mrs Desai
Contract type name	GDS Contract
Purpose of contract	General
Contract start date	01/02/2013
Contract end date	

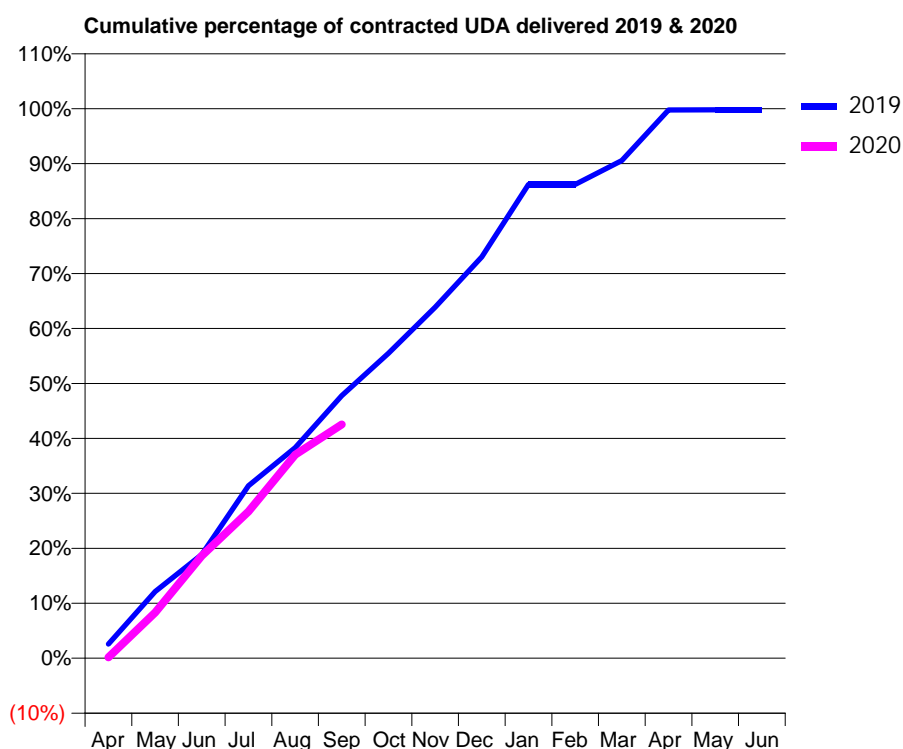
19/20 Contracted general activity (UDA)	6,300
Carry forward general activity (UDA)	0
19/20 Contracted orthodontic activity (UOA)	0
Carry forward orthodontic activity (UOA)	0
Baseline contract value	£144,833.25

ACCESS*

Patients seen in 24 months	Total	Change since previous quarter
Quarter ending September 2018	2,897	
Quarter ending December 2018	3,046	↑
Quarter ending March 2019	3,059	→
Quarter ending June 2019	3,079	→
Quarter ending September 2019	3,065	→
Variance since September 2018	5.8%	↑



ACTIVITY



Month	2019	2020
April	163	10
May	766	523
June	1,188	1,174
July	1,978	1,682
August	2,413	2,332
September	3,009	2,680
October	3,496	
November	4,024	
December	4,601	
January	5,431	
February	5,431	
March	5,705	
April	6,284	
May	6,285	
June	6,285	

QUALITY

	Quantity	Base Number	Contract	AT	Region	England
% of FP17s for the same patient ID Re-attending within 3 months - Children	14	480	2.9%	10.9%	11.3%	11.5%
% of FP17s for the same patient ID Re-attending within 3 months - Adults	103	1,389	7.4%	14.3%	14.7%	15.4%
% of FP17s for the same patient ID Re-attending between 3 & 9 months - Children	275	480	57.3%	59.1%	60.8%	59.7%
% of FP17s for the same patient ID Re-attending between 3 & 9 months - Adults	672	1,389	48.4%	49.6%	52.8%	51.7%
% of FP17s for Band 1 Urgent Courses	9	1,532	0.6%	8.8%	8.2%	9.2%
% of FP17s Relating to Free Repair or Replacements	2	1,532	0.1%	0.6%	0.7%	0.7%
% of FP17s Relating to Continuations	13	1,532	0.8%	0.7%	0.8%	0.8%
% of Patients satisfied with the dentistry they have received	0	0	N/A	93.8%	93.2%	93.5%
% of Patients satisfied with the time they had to wait for an appointment	0	0	N/A	88.4%	88.5%	87.4%

* This is based on patients treated on this contract for their most recent course of treatment.

Figures in italics indicate the base number of FP17s or Patient Questionnaire responses are less than 100. N/A is shown where the base number of responses is less than 10 during the period. % is calculated as Quantity/Base number*100

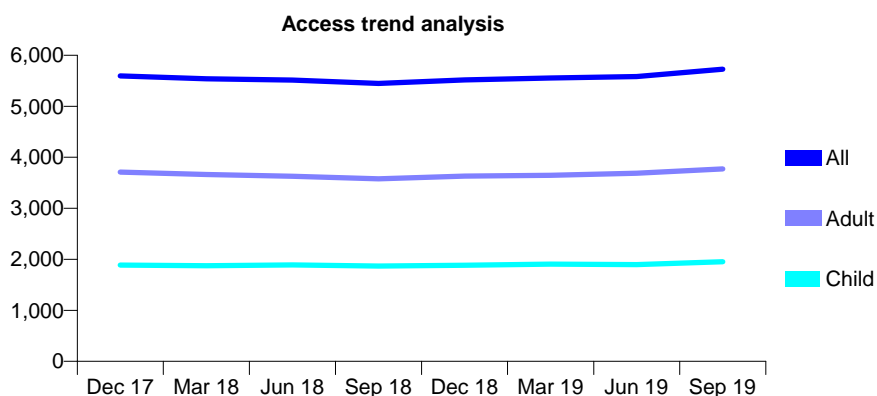
Q58 - Vital Signs At a Glance Contract Report for 122114/0001 - September 2019

Name or company name	Hudson's Dental Care
Contract type name	GDS Contract
Purpose of contract	General
Contract start date	01/01/2015
Contract end date	

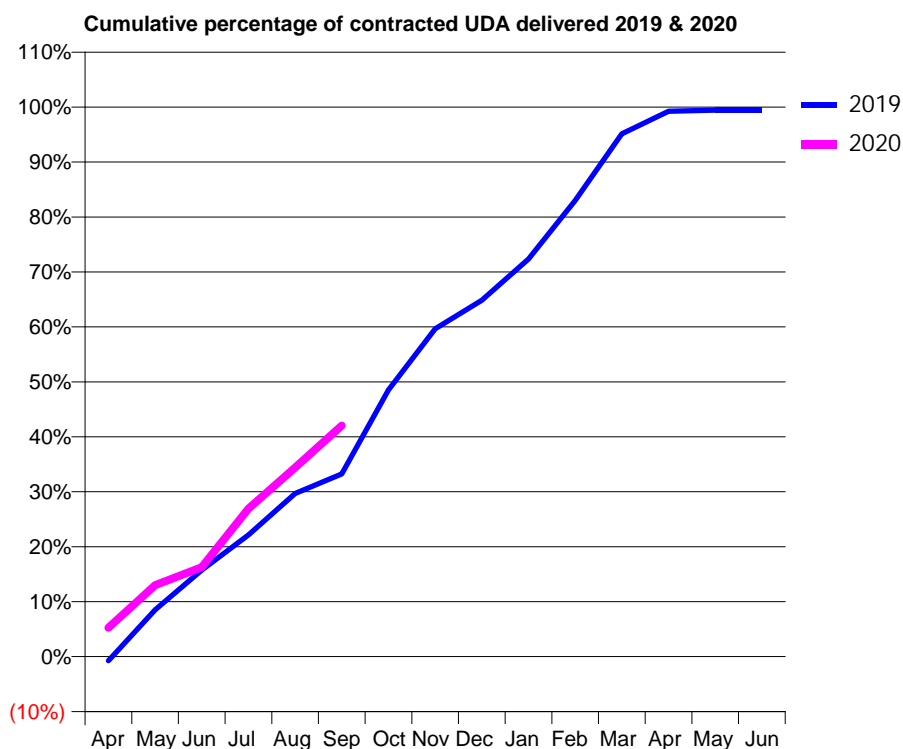
19/20 Contracted general activity (UDA)	13,388
Carry forward general activity (UDA)	0
19/20 Contracted orthodontic activity (UOA)	0
Carry forward orthodontic activity (UOA)	0
Baseline contract value	£293,831.07

ACCESS*

Patients seen in 24 months	Total	Change since previous quarter
Quarter ending September 2018	5,447	
Quarter ending December 2018	5,517	→
Quarter ending March 2019	5,553	→
Quarter ending June 2019	5,584	→
Quarter ending September 2019	5,728	↑
Variance since September 2018	5.2%	↑



ACTIVITY



Month	Adjusted Scheduled Activity (UDA)	
	2019	2020
April	-98	705
May	1,084	1,741
June	2,000	2,178
July	2,817	3,606
August	3,775	4,605
September	4,230	5,627
October	6,174	
November	7,589	
December	8,246	
January	9,204	
February	10,557	
March	12,099	
April	12,623	
May	12,647	
June	12,648	

QUALITY

	Quantity	Base Number	Contract	AT	Region	England
% of FP17s for the same patient ID Re-attending within 3 months - Children	120	1,338	9.0%	10.9%	11.3%	11.5%
% of FP17s for the same patient ID Re-attending within 3 months - Adults	305	2,392	12.8%	14.3%	14.7%	15.4%
% of FP17s for the same patient ID Re-attending between 3 & 9 months - Children	737	1,338	55.1%	59.1%	60.8%	59.7%
% of FP17s for the same patient ID Re-attending between 3 & 9 months - Adults	1,202	2,392	50.3%	49.6%	52.8%	51.7%
% of FP17s for Band 1 Urgent Courses	333	3,460	9.6%	8.8%	8.2%	9.2%
% of FP17s Relating to Free Repair or Replacements	17	3,460	0.5%	0.6%	0.7%	0.7%
% of FP17s Relating to Continuations	7	3,460	0.2%	0.7%	0.8%	0.8%
% of Patients satisfied with the dentistry they have received	1	1	N/A	93.8%	93.2%	93.5%
% of Patients satisfied with the time they had to wait for an appointment	1	1	N/A	88.4%	88.5%	87.4%

* This is based on patients treated on this contract for their most recent course of treatment. Figures in italics indicate the base number of FP17s or Patient Questionnaire responses are less than 100. N/A is shown where the base number of responses is less than 10 during the period. % is calculated as Quantity/Base number*100

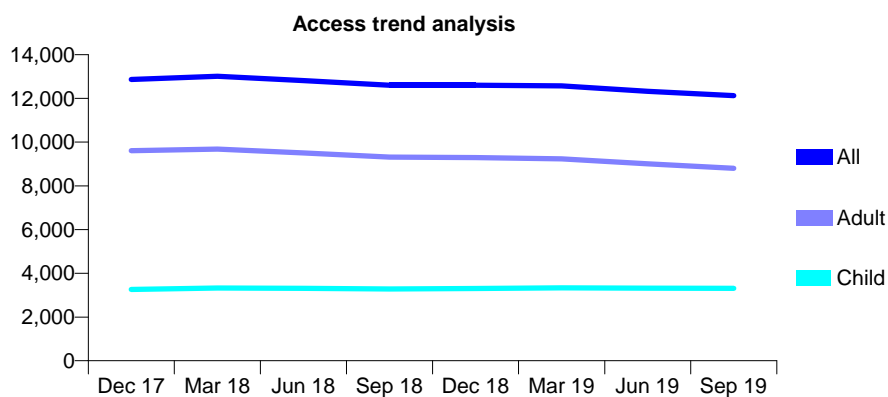
Q58 - Vital Signs At a Glance Contract Report for 122378/0001 - September 2019

Name or company name	Mr A Pangotra & Dr P Taneja
Contract type name	GDS Contract
Purpose of contract	General
Contract start date	01/04/2014
Contract end date	

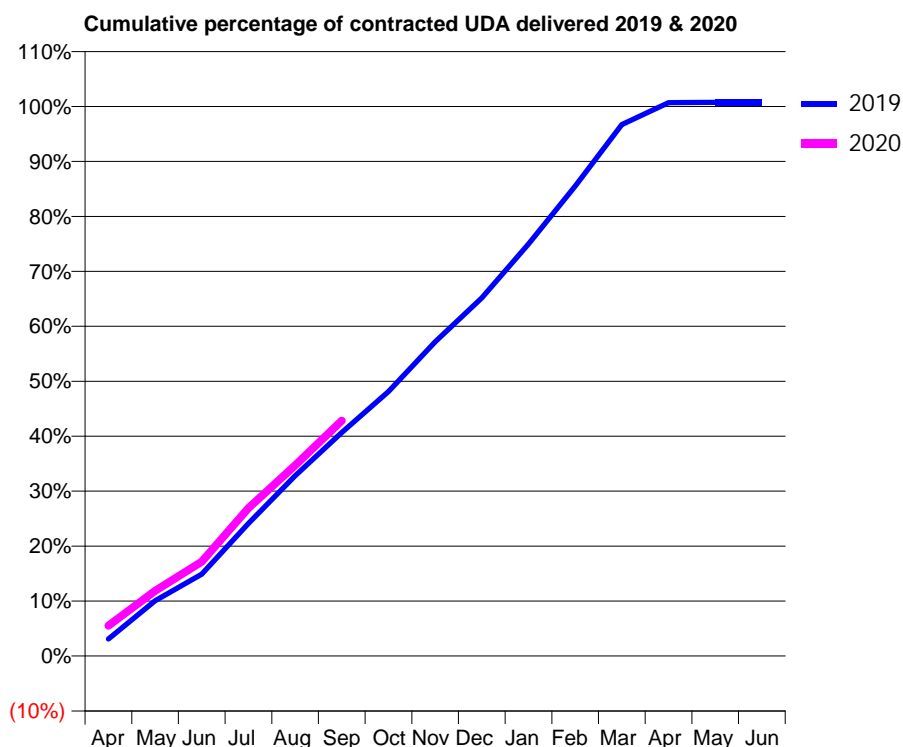
19/20 Contracted general activity (UDA)	41,404
Carry forward general activity (UDA)	0
19/20 Contracted orthodontic activity (UOA)	0
Carry forward orthodontic activity (UOA)	0
Baseline contract value	£1,155,292.61

ACCESS*

Patients seen in 24 months	Total	Change since previous quarter
Quarter ending September 2018	12,598	
Quarter ending December 2018	12,597	→
Quarter ending March 2019	12,570	→
Quarter ending June 2019	12,324	↓
Quarter ending September 2019	12,122	↓
Variance since September 2018	(3.8%)	↓



ACTIVITY



Month	Adjusted Scheduled Activity (UDA)	
	2019	2020
April	1,279	2,290
May	4,169	4,919
June	6,160	7,114
July	9,994	11,145
August	13,590	14,374
September	16,841	17,727
October	19,932	
November	23,678	
December	26,981	
January	31,040	
February	35,399	
March	40,038	
April	41,688	
May	41,713	
June	41,714	

QUALITY

	Quantity	Base Number	Contract	AT	Region	England
% of FP17s for the same patient ID Re-attending within 3 months - Children	245	2,569	9.5%	10.9%	11.3%	11.5%
% of FP17s for the same patient ID Re-attending within 3 months - Adults	858	5,570	15.4%	14.3%	14.7%	15.4%
% of FP17s for the same patient ID Re-attending between 3 & 9 months - Children	1,668	2,569	64.9%	59.1%	60.8%	59.7%
% of FP17s for the same patient ID Re-attending between 3 & 9 months - Adults	3,079	5,570	55.3%	49.6%	52.8%	51.7%
% of FP17s for Band 1 Urgent Courses	903	7,547	12.0%	8.8%	8.2%	9.2%
% of FP17s Relating to Free Repair or Replacements	20	7,547	0.3%	0.6%	0.7%	0.7%
% of FP17s Relating to Continuations	73	7,547	1.0%	0.7%	0.8%	0.8%
% of Patients satisfied with the dentistry they have received	0	0	N/A	93.8%	93.2%	93.5%
% of Patients satisfied with the time they had to wait for an appointment	0	0	N/A	88.4%	88.5%	87.4%

* This is based on patients treated on this contract for their most recent course of treatment. Figures in italics indicate the base number of FP17s or Patient Questionnaire responses are less than 100. N/A is shown where the base number of responses is less than 10 during the period. % is calculated as Quantity/Base number*100

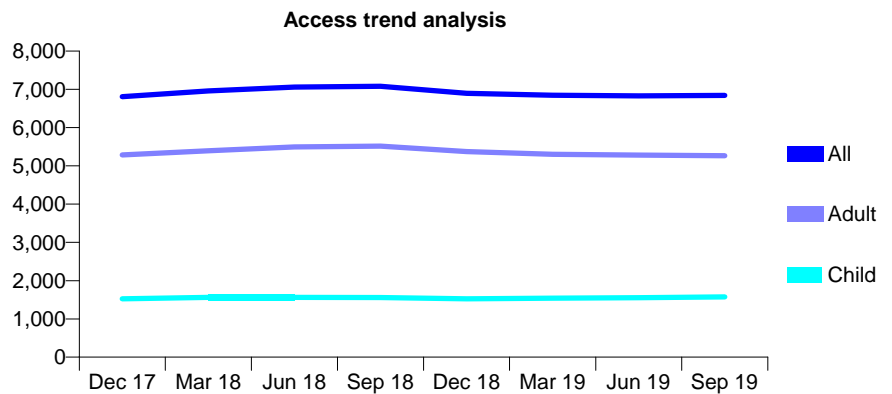
Q58 - Vital Signs At a Glance Contract Report for 124311/0001 - September 2019

Name or company name	Victoria Promenade Dental Practice
Contract type name	GDS Contract
Purpose of contract	General
Contract start date	01/04/2006
Contract end date	

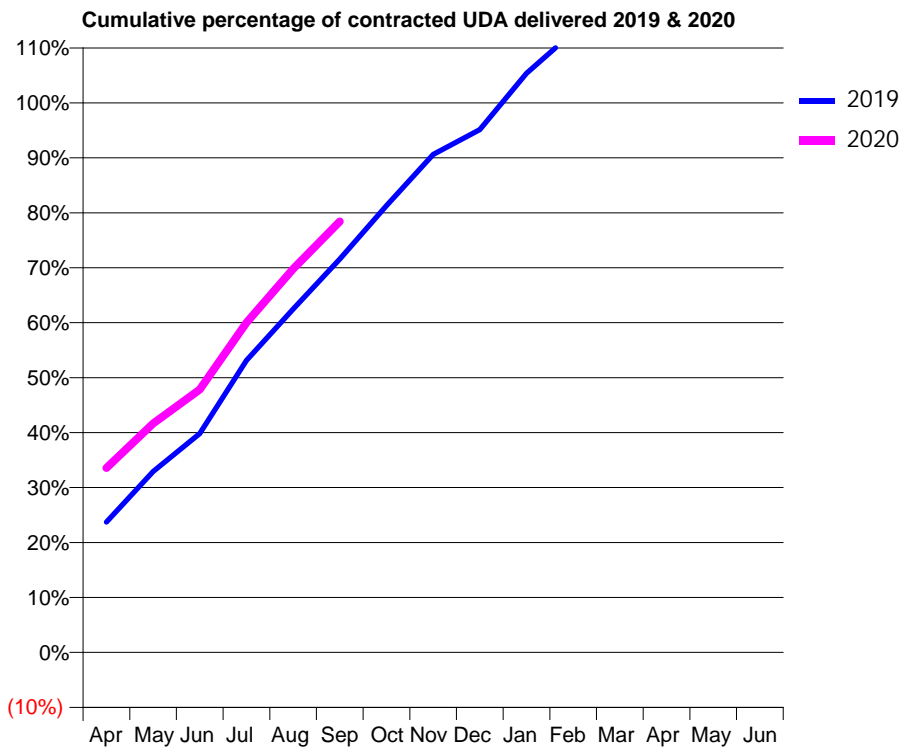
19/20 Contracted general activity (UDA)	18,742
Carry forward general activity (UDA)	-5,221
19/20 Contracted orthodontic activity (UOA)	0
Carry forward orthodontic activity (UOA)	0
Baseline contract value	£511,498.42

ACCESS*

Patients seen in 24 months	Total	Change since previous quarter
Quarter ending September 2018	7,077	
Quarter ending December 2018	6,898	↓
Quarter ending March 2019	6,843	→
Quarter ending June 2019	6,831	→
Quarter ending September 2019	6,841	→
Variance since September 2018	(3.3%)	↓



ACTIVITY



Month	Adjusted Scheduled Activity (UDA)	
	2019	2020
April	4,447	6,293
May	6,170	7,807
June	7,466	8,966
July	9,957	11,246
August	11,707	13,077
September	13,414	14,696
October	15,240	
November	16,982	
December	17,826	
January	19,749	
February	21,145	
March	23,105	
April	23,964	
May	23,961	
June	23,964	

QUALITY

	Quantity	Base Number	Contract	AT	Region	England
% of FP17s for the same patient ID Re-attending within 3 months - Children	87	1,272	6.8%	10.9%	11.3%	11.5%
% of FP17s for the same patient ID Re-attending within 3 months - Adults	506	3,703	13.7%	14.3%	14.7%	15.4%
% of FP17s for the same patient ID Re-attending between 3 & 9 months - Children	813	1,272	63.9%	59.1%	60.8%	59.7%
% of FP17s for the same patient ID Re-attending between 3 & 9 months - Adults	2,049	3,703	55.3%	49.6%	52.8%	51.7%
% of FP17s for Band 1 Urgent Courses	215	4,117	5.2%	8.8%	8.2%	9.2%
% of FP17s Relating to Free Repair or Replacements	69	4,117	1.7%	0.6%	0.7%	0.7%
% of FP17s Relating to Continuations	30	4,117	0.7%	0.7%	0.8%	0.8%
% of Patients satisfied with the dentistry they have received	2	2	N/A	93.8%	93.2%	93.5%
% of Patients satisfied with the time they had to wait for an appointment	2	2	N/A	88.4%	88.5%	87.4%

* This is based on patients treated on this contract for their most recent course of treatment. Figures in italics indicate the base number of FP17s or Patient Questionnaire responses are less than 100. N/A is shown where the base number of responses is less than 10 during the period. % is calculated as Quantity/Base number*100

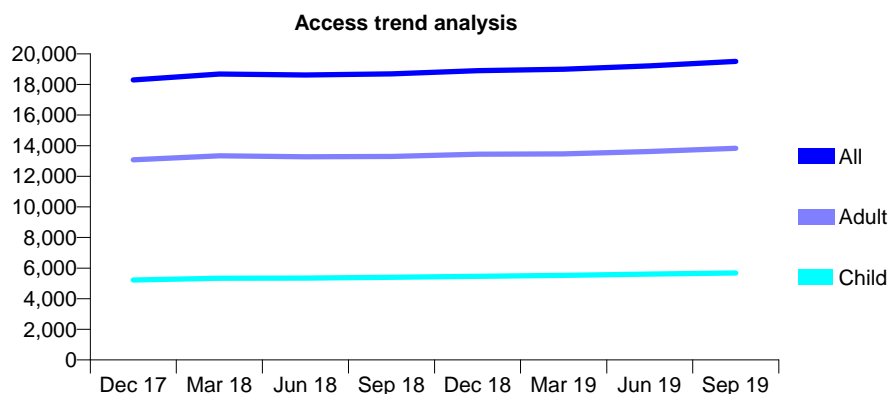
Q58 - Vital Signs At a Glance Contract Report for 126047/0001 - September 2019

Name or company name	Conation Partners Ltd
Contract type name	GDS Contract
Purpose of contract	General
Contract start date	01/11/2007
Contract end date	

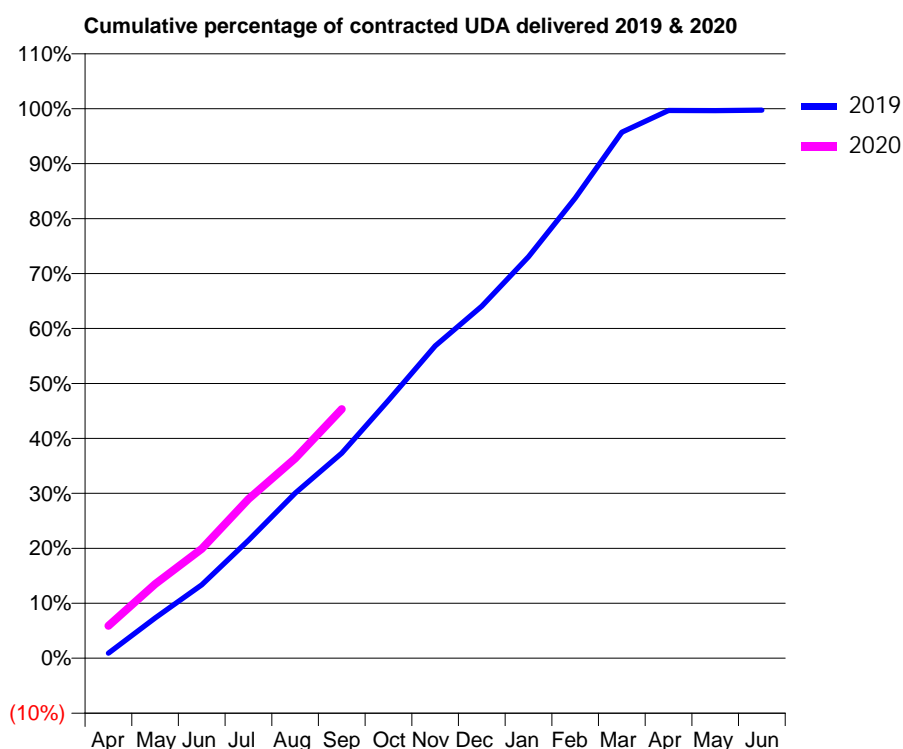
19/20 Contracted general activity (UDA)	47,407
Carry forward general activity (UDA)	0
19/20 Contracted orthodontic activity (UOA)	0
Carry forward orthodontic activity (UOA)	0
Baseline contract value	£1,476,656.66

ACCESS*

Patients seen in 24 months	Total	Change since previous quarter
Quarter ending September 2018	18,694	
Quarter ending December 2018	18,902	→
Quarter ending March 2019	18,995	→
Quarter ending June 2019	19,222	→
Quarter ending September 2019	19,511	→
Variance since September 2018	4.4%	↑



ACTIVITY



Month	2019	2020
April	445	2,800
May	3,464	6,406
June	6,337	9,442
July	10,167	13,733
August	14,234	17,237
September	17,699	21,484
October	22,250	
November	26,936	
December	30,369	
January	34,630	
February	39,692	
March	45,364	
April	47,249	
May	47,227	
June	47,273	

QUALITY

	Quantity	Base Number	Contract	AT	Region	England
% of FP17s for the same patient ID Re-attending within 3 months - Children	302	4,476	6.7%	10.9%	11.3%	11.5%
% of FP17s for the same patient ID Re-attending within 3 months - Adults	759	7,806	9.7%	14.3%	14.7%	15.4%
% of FP17s for the same patient ID Re-attending between 3 & 9 months - Children	3,054	4,476	68.2%	59.1%	60.8%	59.7%
% of FP17s for the same patient ID Re-attending between 3 & 9 months - Adults	4,124	7,806	52.8%	49.6%	52.8%	51.7%
% of FP17s for Band 1 Urgent Courses	707	11,411	6.2%	8.8%	8.2%	9.2%
% of FP17s Relating to Free Repair or Replacements	61	11,411	0.5%	0.6%	0.7%	0.7%
% of FP17s Relating to Continuations	10	11,411	0.1%	0.7%	0.8%	0.8%
% of Patients satisfied with the dentistry they have received	1	2	N/A	93.8%	93.2%	93.5%
% of Patients satisfied with the time they had to wait for an appointment	2	2	N/A	88.4%	88.5%	87.4%

* This is based on patients treated on this contract for their most recent course of treatment.

Figures in italics indicate the base number of FP17s or Patient Questionnaire responses are less than 100. N/A is shown where the base number of responses is less than 10 during the period. % is calculated as Quantity/Base number*100

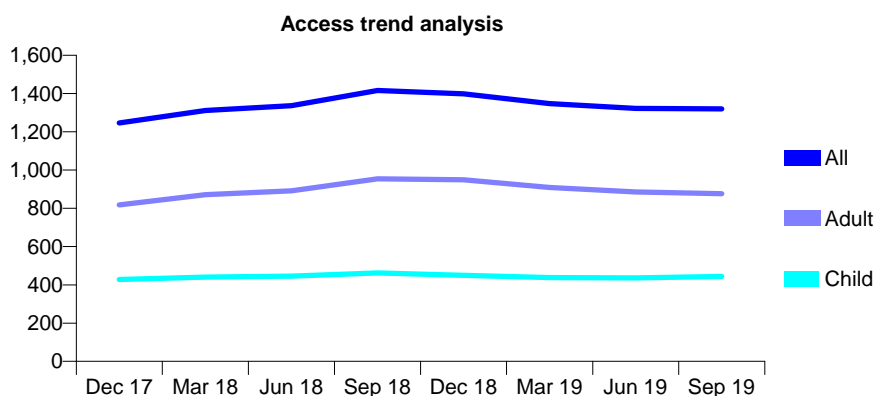
Q58 - Vital Signs At a Glance Contract Report for 127140/0001 - September 2019

Name or company name	Saving Smiles Rushden
Contract type name	GDS Contract
Purpose of contract	General
Contract start date	01/11/2015
Contract end date	

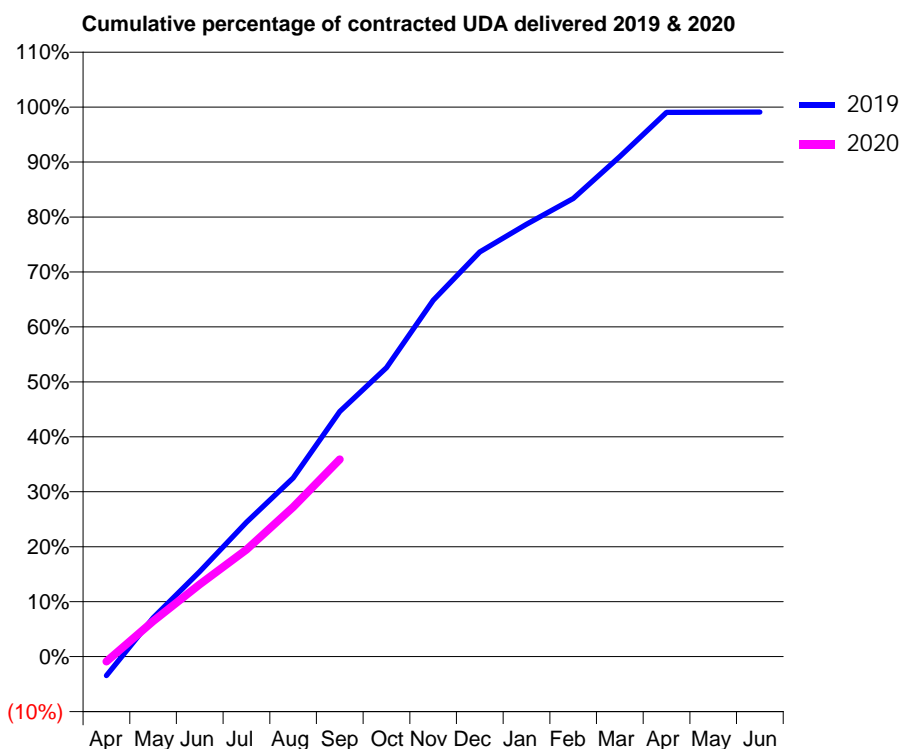
19/20 Contracted general activity (UDA)	3,550
Carry forward general activity (UDA)	32
19/20 Contracted orthodontic activity (UOA)	0
Carry forward orthodontic activity (UOA)	0
Baseline contract value	£92,768.48

ACCESS*

Patients seen in 24 months	Total	Change since previous quarter
Quarter ending September 2018	1,416	
Quarter ending December 2018	1,398	↓
Quarter ending March 2019	1,347	↓
Quarter ending June 2019	1,322	↓
Quarter ending September 2019	1,320	→
Variance since September 2018	(6.8%)	↓



ACTIVITY



Month	Adjusted Scheduled Activity (UDA)	
	2019	2020
April	-123	-32
May	251	229
June	549	467
July	868	691
August	1,155	966
September	1,583	1,275
October	1,866	
November	2,301	
December	2,614	
January	2,793	
February	2,960	
March	3,230	
April	3,516	
May	3,517	
June	3,518	

QUALITY

	Quantity	Base Number	Contract	AT	Region	England
% of FP17s for the same patient ID Re-attending within 3 months - Children	39	416	9.4%	10.9%	11.3%	11.5%
% of FP17s for the same patient ID Re-attending within 3 months - Adults	97	606	16.0%	14.3%	14.7%	15.4%
% of FP17s for the same patient ID Re-attending between 3 & 9 months - Children	300	416	72.1%	59.1%	60.8%	59.7%
% of FP17s for the same patient ID Re-attending between 3 & 9 months - Adults	385	606	63.5%	49.6%	52.8%	51.7%
% of FP17s for Band 1 Urgent Courses	73	858	8.5%	8.8%	8.2%	9.2%
% of FP17s Relating to Free Repair or Replacements	2	858	0.2%	0.6%	0.7%	0.7%
% of FP17s Relating to Continuations	5	858	0.6%	0.7%	0.8%	0.8%
% of Patients satisfied with the dentistry they have received	0	0	N/A	93.8%	93.2%	93.5%
% of Patients satisfied with the time they had to wait for an appointment	0	0	N/A	88.4%	88.5%	87.4%

* This is based on patients treated on this contract for their most recent course of treatment. Figures in italics indicate the base number of FP17s or Patient Questionnaire responses are less than 100. N/A is shown where the base number of responses is less than 10 during the period. % is calculated as Quantity/Base number*100

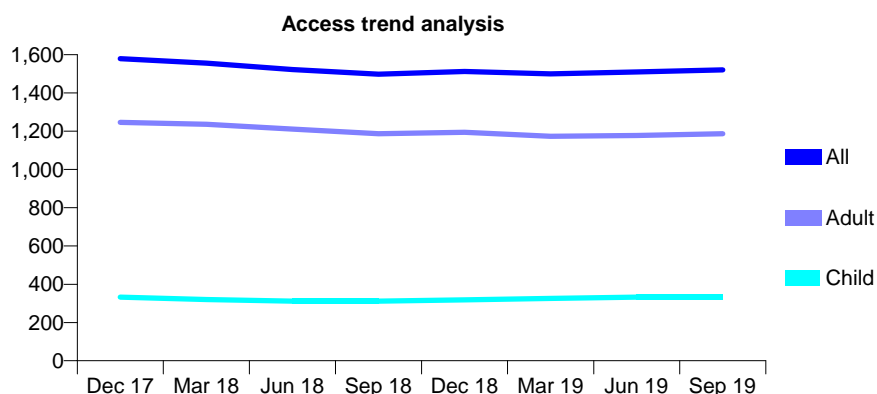
Q58 - Vital Signs At a Glance Contract Report for 127914/0001 - September 2019

Name or company name	Mr L Khiroya & Mr R Khiroya
Contract type name	GDS Contract
Purpose of contract	General
Contract start date	01/01/2012
Contract end date	

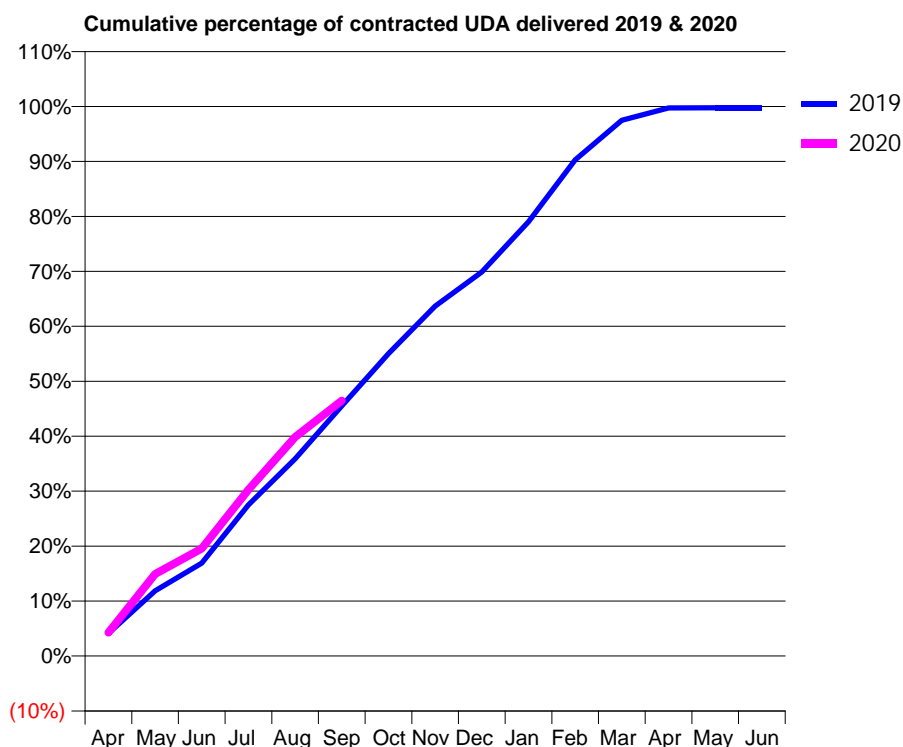
19/20 Contracted general activity (UDA)	2,841
Carry forward general activity (UDA)	0
19/20 Contracted orthodontic activity (UOA)	0
Carry forward orthodontic activity (UOA)	0
Baseline contract value	£77,944.18

ACCESS*

Patients seen in 24 months	Total	Change since previous quarter
Quarter ending September 2018	1,498	
Quarter ending December 2018	1,512	→
Quarter ending March 2019	1,500	→
Quarter ending June 2019	1,510	→
Quarter ending September 2019	1,520	→
Variance since September 2018	1.5%	→



ACTIVITY



Month	Adjusted Scheduled Activity (UDA)	
	2019	2020
April	117	122
May	338	425
June	480	555
July	782	860
August	1,020	1,132
September	1,293	1,320
October	1,564	
November	1,809	
December	1,985	
January	2,245	
February	2,565	
March	2,770	
April	2,833	
May	2,834	
June	2,834	

QUALITY

	Quantity	Base Number	Contract	AT	Region	England
% of FP17s for the same patient ID Re-attending within 3 months - Children	5	190	2.6%	10.9%	11.3%	11.5%
% of FP17s for the same patient ID Re-attending within 3 months - Adults	38	521	7.3%	14.3%	14.7%	15.4%
% of FP17s for the same patient ID Re-attending between 3 & 9 months - Children	61	190	32.1%	59.1%	60.8%	59.7%
% of FP17s for the same patient ID Re-attending between 3 & 9 months - Adults	141	521	27.1%	49.6%	52.8%	51.7%
% of FP17s for Band 1 Urgent Courses	34	685	5.0%	8.8%	8.2%	9.2%
% of FP17s Relating to Free Repair or Replacements	0	685	0.0%	0.6%	0.7%	0.7%
% of FP17s Relating to Continuations	0	685	0.0%	0.7%	0.8%	0.8%
% of Patients satisfied with the dentistry they have received	2	2	N/A	93.8%	93.2%	93.5%
% of Patients satisfied with the time they had to wait for an appointment	2	2	N/A	88.4%	88.5%	87.4%

* This is based on patients treated on this contract for their most recent course of treatment. Figures in italics indicate the base number of FP17s or Patient Questionnaire responses are less than 100. N/A is shown where the base number of responses is less than 10 during the period. % is calculated as Quantity/Base number*100

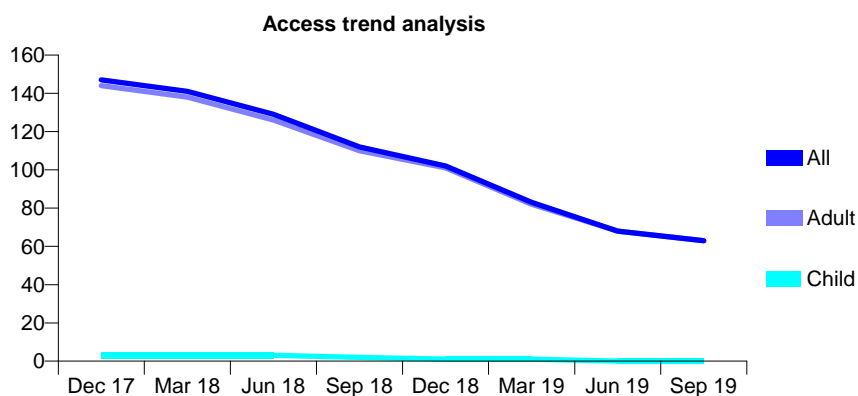
Q58 - Vital Signs At a Glance Contract Report for 128775/0001 - September 2019

Name or company name	MOS Hertfordshire LTD
Contract type name	PDS Contract
Purpose of contract	General
Contract start date	01/11/2012
Contract end date	31/03/2020

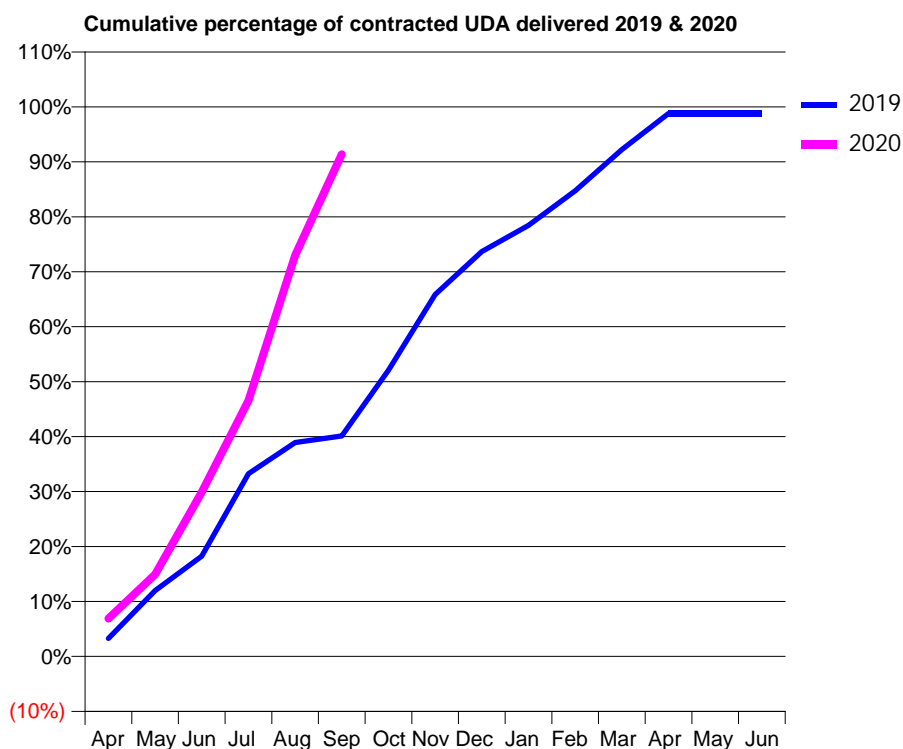
19/20 Contracted general activity (UDA)	522
Carry forward general activity (UDA)	0
19/20 Contracted orthodontic activity (UOA)	0
Carry forward orthodontic activity (UOA)	0
Baseline contract value	£36,644.81

ACCESS*

Patients seen in 24 months	Total	Change since previous quarter
Quarter ending September 2018	112	
Quarter ending December 2018	102	↓
Quarter ending March 2019	83	↓
Quarter ending June 2019	68	↓
Quarter ending September 2019	63	↓
Variance since September 2018	(43.8%)	↓



ACTIVITY



Month	2019	2020
April	33	36
May	120	78
June	183	156
July	333	243
August	390	381
September	402	477
October	522	
November	660	
December	738	
January	786	
February	849	
March	924	
April	990	
May	990	
June	990	

QUALITY

	Quantity	Base Number	Contract	AT	Region	England
% of FP17s for the same patient ID Re-attending within 3 months - Children	0	2	0.0%	10.9%	11.3%	11.5%
% of FP17s for the same patient ID Re-attending within 3 months - Adults	2	180	1.1%	14.3%	14.7%	15.4%
% of FP17s for the same patient ID Re-attending between 3 & 9 months - Children	0	2	0.0%	59.1%	60.8%	59.7%
% of FP17s for the same patient ID Re-attending between 3 & 9 months - Adults	1	180	0.6%	49.6%	52.8%	51.7%
% of FP17s for Band 1 Urgent Courses	0	159	0.0%	8.8%	8.2%	9.2%
% of FP17s Relating to Free Repair or Replacements	0	159	0.0%	0.6%	0.7%	0.7%
% of FP17s Relating to Continuations	0	159	0.0%	0.7%	0.8%	0.8%
% of Patients satisfied with the dentistry they have received	0	0	N/A	93.8%	93.2%	93.5%
% of Patients satisfied with the time they had to wait for an appointment	0	0	N/A	88.4%	88.5%	87.4%

* This is based on patients treated on this contract for their most recent course of treatment. Figures in italics indicate the base number of FP17s or Patient Questionnaire responses are less than 100. N/A is shown where the base number of responses is less than 10 during the period. % is calculated as Quantity/Base number*100

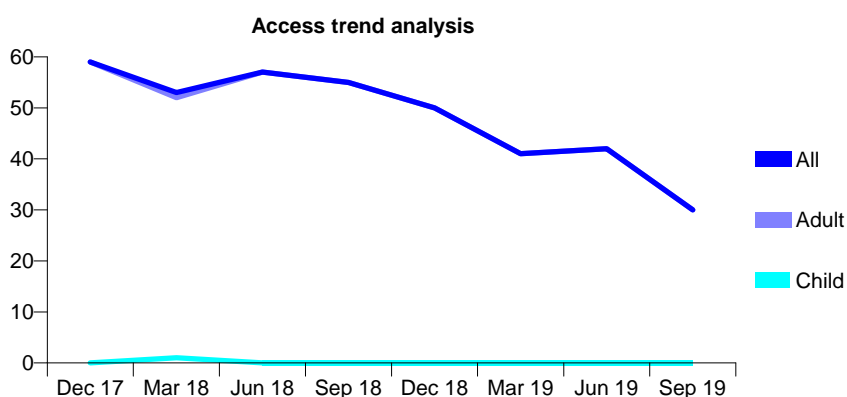
Q58 - Vital Signs At a Glance Contract Report for 128775/0002 - September 2019

Name or company name	MOS Hertfordshire LTD
Contract type name	PDS Contract
Purpose of contract	General
Contract start date	01/11/2012
Contract end date	31/03/2020

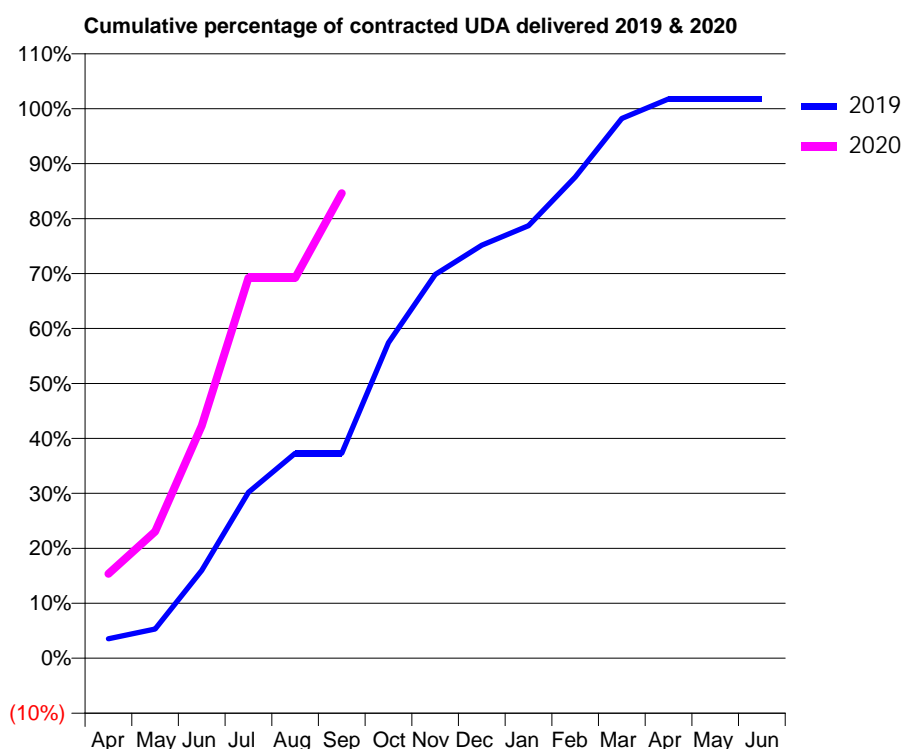
19/20 Contracted general activity (UDA)	78
Carry forward general activity (UDA)	0
19/20 Contracted orthodontic activity (UOA)	0
Carry forward orthodontic activity (UOA)	0
Baseline contract value	£5,505.45

ACCESS*

Patients seen in 24 months	Total	Change since previous quarter
Quarter ending September 2018	55	
Quarter ending December 2018	50	↓
Quarter ending March 2019	41	↓
Quarter ending June 2019	42	↑
Quarter ending September 2019	30	↓
Variance since September 2018	(45.5%)	↓



ACTIVITY



Month	Adjusted Scheduled Activity (UDA)	
	2019	2020
April	6	12
May	9	18
June	27	33
July	51	54
August	63	54
September	63	66
October	97	
November	118	
December	127	
January	133	
February	148	
March	166	
April	172	
May	172	
June	172	

QUALITY

	Quantity	Base Number	Contract	AT	Region	England
% of FP17s for the same patient ID Re-attending within 3 months - Children	0	0	N/A	10.9%	11.3%	11.5%
% of FP17s for the same patient ID Re-attending within 3 months - Adults	0	24	0.0%	14.3%	14.7%	15.4%
% of FP17s for the same patient ID Re-attending between 3 & 9 months - Children	0	0	N/A	59.1%	60.8%	59.7%
% of FP17s for the same patient ID Re-attending between 3 & 9 months - Adults	0	24	0.0%	49.6%	52.8%	51.7%
% of FP17s for Band 1 Urgent Courses	0	22	0.0%	8.8%	8.2%	9.2%
% of FP17s Relating to Free Repair or Replacements	0	22	0.0%	0.6%	0.7%	0.7%
% of FP17s Relating to Continuations	0	22	0.0%	0.7%	0.8%	0.8%
% of Patients satisfied with the dentistry they have received	0	0	N/A	93.8%	93.2%	93.5%
% of Patients satisfied with the time they had to wait for an appointment	0	0	N/A	88.4%	88.5%	87.4%

* This is based on patients treated on this contract for their most recent course of treatment.

Figures in italics indicate the base number of FP17s or Patient Questionnaire responses are less than 100. N/A is shown where the base number of responses is less than 10 during the period. % is calculated as Quantity/Base number*100

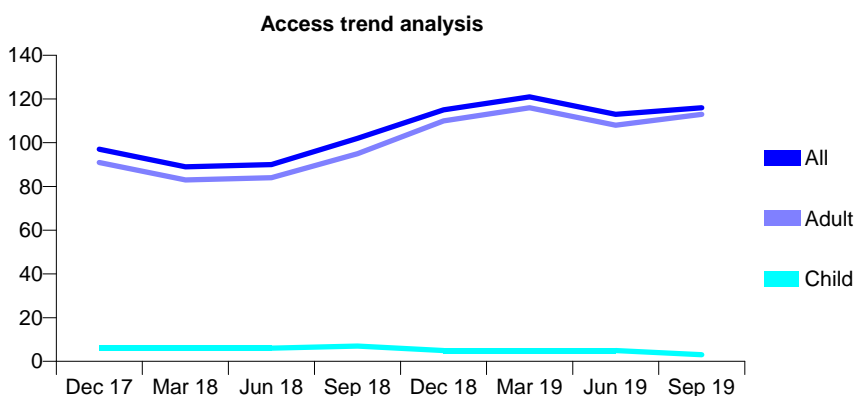
Q58 - Vital Signs At a Glance Contract Report for 128775/0003 - September 2019

Name or company name	MOS Hertfordshire LTD
Contract type name	PDS Contract
Purpose of contract	General
Contract start date	01/11/2012
Contract end date	31/03/2020

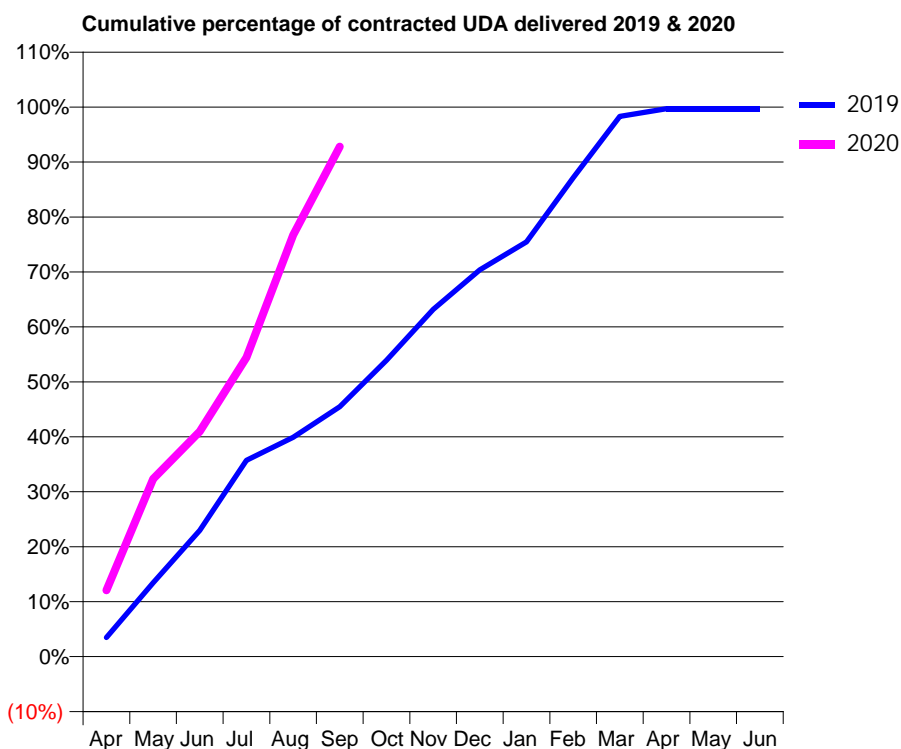
19/20 Contracted general activity (UDA)	696
Carry forward general activity (UDA)	0
19/20 Contracted orthodontic activity (UOA)	0
Carry forward orthodontic activity (UOA)	0
Baseline contract value	£48,762.58

ACCESS*

Patients seen in 24 months	Total	Change since previous quarter
Quarter ending September 2018	102	
Quarter ending December 2018	115	↑
Quarter ending March 2019	121	↑
Quarter ending June 2019	113	↓
Quarter ending September 2019	116	↑
Variance since September 2018	13.7%	↑



ACTIVITY



Month	Adjusted Scheduled Activity (UDA)	
	2019	2020
April	45	84
May	174	225
June	297	285
July	462	379
August	516	534
September	588	646
October	697	
November	817	
December	910	
January	976	
February	1,127	
March	1,271	
April	1,289	
May	1,289	
June	1,289	

QUALITY

	Quantity	Base Number	Contract	AT	Region	England
% of FP17s for the same patient ID Re-attending within 3 months - Children	0	0	N/A	10.9%	11.3%	11.5%
% of FP17s for the same patient ID Re-attending within 3 months - Adults	3	224	1.3%	14.3%	14.7%	15.4%
% of FP17s for the same patient ID Re-attending between 3 & 9 months - Children	0	0	N/A	59.1%	60.8%	59.7%
% of FP17s for the same patient ID Re-attending between 3 & 9 months - Adults	0	224	0.0%	49.6%	52.8%	51.7%
% of FP17s for Band 1 Urgent Courses	0	218	0.0%	8.8%	8.2%	9.2%
% of FP17s Relating to Free Repair or Replacements	0	218	0.0%	0.6%	0.7%	0.7%
% of FP17s Relating to Continuations	0	218	0.0%	0.7%	0.8%	0.8%
% of Patients satisfied with the dentistry they have received	0	0	N/A	93.8%	93.2%	93.5%
% of Patients satisfied with the time they had to wait for an appointment	0	0	N/A	88.4%	88.5%	87.4%

* This is based on patients treated on this contract for their most recent course of treatment. Figures in italics indicate the base number of FP17s or Patient Questionnaire responses are less than 100. N/A is shown where the base number of responses is less than 10 during the period. % is calculated as Quantity/Base number*100

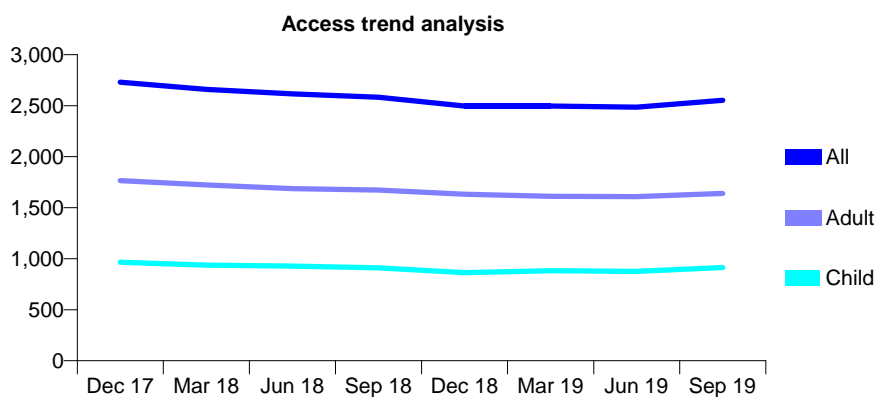
Q58 - Vital Signs At a Glance Contract Report for 129151/0002 - September 2019

Name or company name	Bargain Dentist.Com Limited
Contract type name	GDS Contract
Purpose of contract	General
Contract start date	01/04/2009
Contract end date	

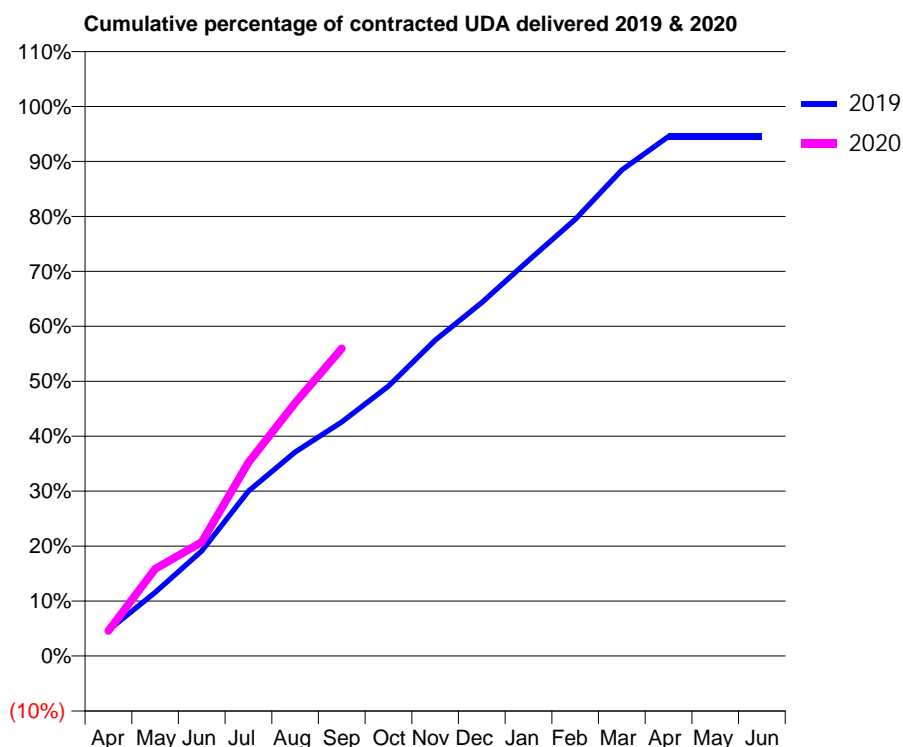
19/20 Contracted general activity (UDA)	7,808
Carry forward general activity (UDA)	0
19/20 Contracted orthodontic activity (UOA)	0
Carry forward orthodontic activity (UOA)	0
Baseline contract value	£238,212.23

ACCESS*

Patients seen in 24 months	Total	Change since previous quarter
Quarter ending September 2018	2,583	
Quarter ending December 2018	2,496	↓
Quarter ending March 2019	2,496	→
Quarter ending June 2019	2,486	→
Quarter ending September 2019	2,553	↑
Variance since September 2018	(1.2%)	↓



ACTIVITY



Month	Adjusted Scheduled Activity (UDA)	
	2019	2020
April	366	360
May	905	1,238
June	1,494	1,618
July	2,343	2,750
August	2,899	3,594
September	3,327	4,368
October	3,836	
November	4,488	
December	5,023	
January	5,620	
February	6,205	
March	6,906	
April	7,381	
May	7,384	
June	7,384	

QUALITY

	Quantity	Base Number	Contract	AT	Region	England
% of FP17s for the same patient ID Re-attending within 3 months - Children	61	850	7.2%	10.9%	11.3%	11.5%
% of FP17s for the same patient ID Re-attending within 3 months - Adults	94	869	10.8%	14.3%	14.7%	15.4%
% of FP17s for the same patient ID Re-attending between 3 & 9 months - Children	510	850	60.0%	59.1%	60.8%	59.7%
% of FP17s for the same patient ID Re-attending between 3 & 9 months - Adults	327	869	37.6%	49.6%	52.8%	51.7%
% of FP17s for Band 1 Urgent Courses	87	1,571	5.5%	8.8%	8.2%	9.2%
% of FP17s Relating to Free Repair or Replacements	6	1,571	0.4%	0.6%	0.7%	0.7%
% of FP17s Relating to Continuations	40	1,571	2.5%	0.7%	0.8%	0.8%
% of Patients satisfied with the dentistry they have received	0	1	N/A	93.8%	93.2%	93.5%
% of Patients satisfied with the time they had to wait for an appointment	0	1	N/A	88.4%	88.5%	87.4%

* This is based on patients treated on this contract for their most recent course of treatment. Figures in italics indicate the base number of FP17s or Patient Questionnaire responses are less than 100. N/A is shown where the base number of responses is less than 10 during the period. % is calculated as Quantity/Base number*100

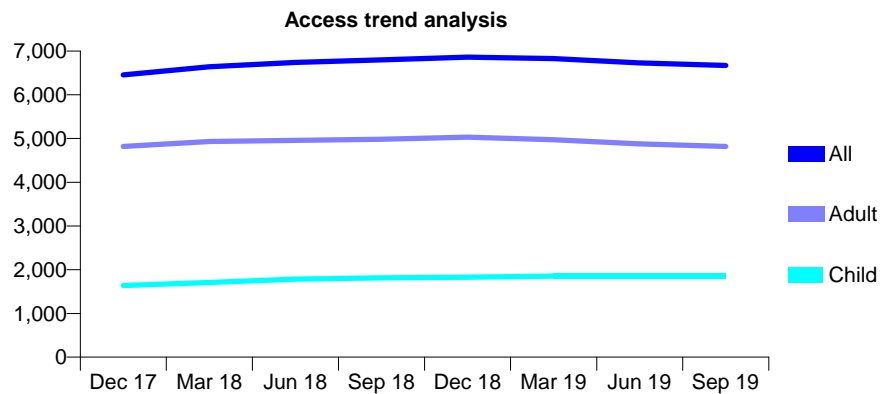
Q58 - Vital Signs At a Glance Contract Report for 129755/0003 - September 2019

Name or company name	Experdental Limited
Contract type name	GDS Contract
Purpose of contract	General
Contract start date	01/04/2015
Contract end date	

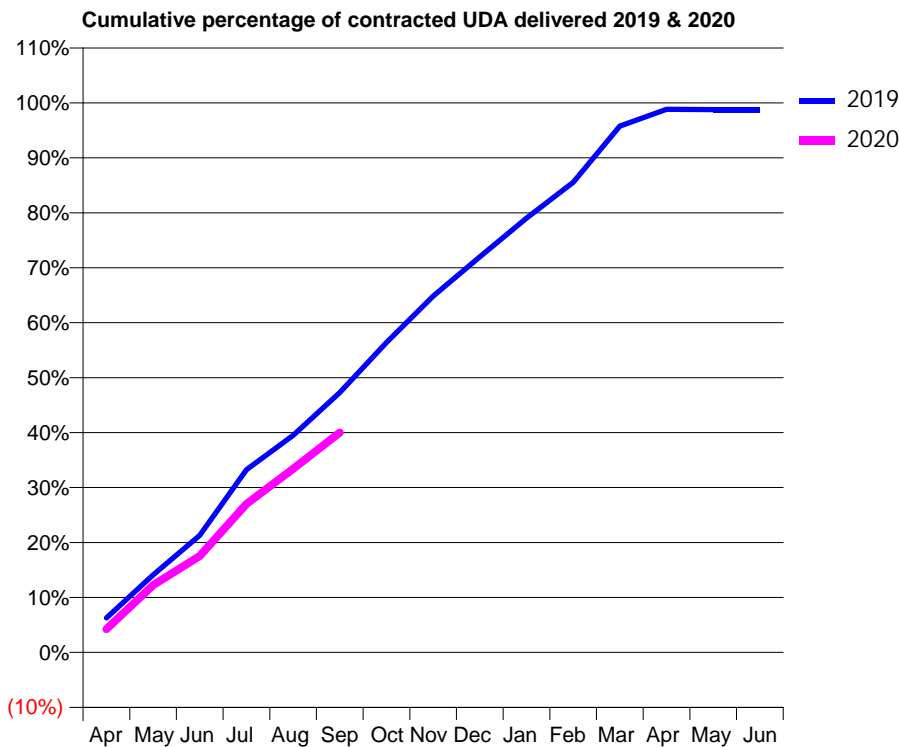
19/20 Contracted general activity (UDA)	25,000
Carry forward general activity (UDA)	0
19/20 Contracted orthodontic activity (UOA)	0
Carry forward orthodontic activity (UOA)	0
Baseline contract value	£675,274.79

ACCESS*

Patients seen in 24 months	Total	Change since previous quarter
Quarter ending September 2018	6,796	
Quarter ending December 2018	6,861	→
Quarter ending March 2019	6,827	→
Quarter ending June 2019	6,730	↓
Quarter ending September 2019	6,669	→
Variance since September 2018	(1.9%)	↓



ACTIVITY



Month	Adjusted Scheduled Activity (UDA)	
	2019	2020
April	1,569	1,059
May	3,530	3,060
June	5,321	4,392
July	8,306	6,752
August	9,875	8,360
September	11,818	9,999
October	14,093	
November	16,215	
December	17,998	
January	19,758	
February	21,389	
March	23,943	
April	24,705	
May	24,688	
June	24,687	

QUALITY

	Quantity	Base Number	Contract	AT	Region	England
% of FP17s for the same patient ID Re-attending within 3 months - Children	45	1,063	4.2%	10.9%	11.3%	11.5%
% of FP17s for the same patient ID Re-attending within 3 months - Adults	193	2,191	8.8%	14.3%	14.7%	15.4%
% of FP17s for the same patient ID Re-attending between 3 & 9 months - Children	548	1,063	51.6%	59.1%	60.8%	59.7%
% of FP17s for the same patient ID Re-attending between 3 & 9 months - Adults	916	2,191	41.8%	49.6%	52.8%	51.7%
% of FP17s for Band 1 Urgent Courses	232	3,033	7.6%	8.8%	8.2%	9.2%
% of FP17s Relating to Free Repair or Replacements	12	3,033	0.4%	0.6%	0.7%	0.7%
% of FP17s Relating to Continuations	24	3,033	0.8%	0.7%	0.8%	0.8%
% of Patients satisfied with the dentistry they have received	1	1	N/A	93.8%	93.2%	93.5%
% of Patients satisfied with the time they had to wait for an appointment	1	1	N/A	88.4%	88.5%	87.4%

* This is based on patients treated on this contract for their most recent course of treatment. Figures in italics indicate the base number of FP17s or Patient Questionnaire responses are less than 100. N/A is shown where the base number of responses is less than 10 during the period. % is calculated as Quantity/Base number*100

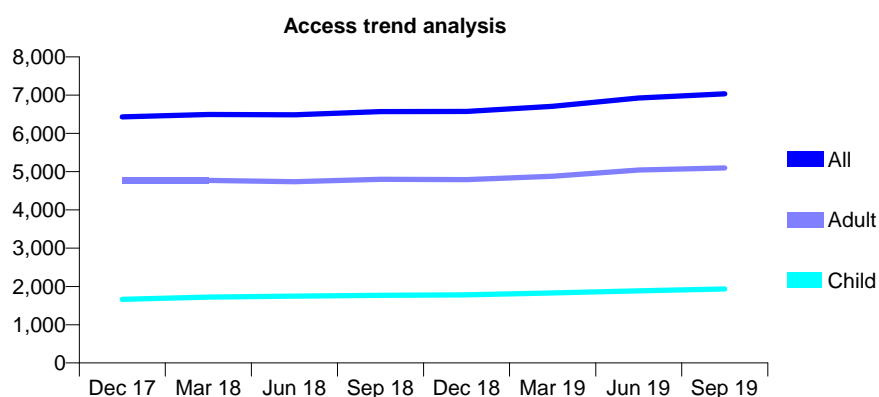
Q58 - Vital Signs At a Glance Contract Report for 129755/0004 - September 2019

Name or company name	Experdental Limited
Contract type name	GDS Contract
Purpose of contract	General
Contract start date	01/04/2015
Contract end date	

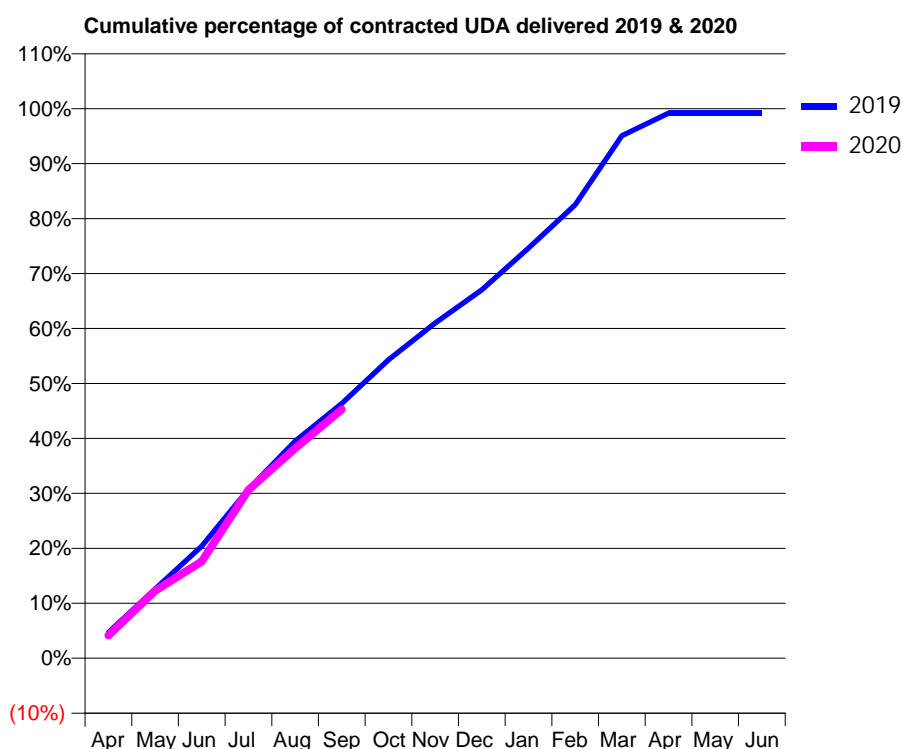
19/20 Contracted general activity (UDA)	23,755
Carry forward general activity (UDA)	0
19/20 Contracted orthodontic activity (UOA)	0
Carry forward orthodontic activity (UOA)	0
Baseline contract value	£629,186.30

ACCESS*

Patients seen in 24 months	Total	Change since previous quarter
Quarter ending September 2018	6,570	
Quarter ending December 2018	6,571	→
Quarter ending March 2019	6,707	↑
Quarter ending June 2019	6,925	↑
Quarter ending September 2019	7,034	→
Variance since September 2018	7.1%	↑



ACTIVITY



Month	2019	2020
April	1,116	986
May	2,997	2,922
June	4,843	4,185
July	7,302	7,279
August	9,389	9,076
September	11,006	10,756
October	12,898	
November	14,491	
December	15,926	
January	17,730	
February	19,605	
March	22,583	
April	23,559	
May	23,559	
June	23,556	

QUALITY

	Quantity	Base Number	Contract	AT	Region	England
% of FP17s for the same patient ID Re-attending within 3 months - Children	80	1,198	6.7%	10.9%	11.3%	11.5%
% of FP17s for the same patient ID Re-attending within 3 months - Adults	368	2,821	13.0%	14.3%	14.7%	15.4%
% of FP17s for the same patient ID Re-attending between 3 & 9 months - Children	618	1,198	51.6%	59.1%	60.8%	59.7%
% of FP17s for the same patient ID Re-attending between 3 & 9 months - Adults	1,129	2,821	40.0%	49.6%	52.8%	51.7%
% of FP17s for Band 1 Urgent Courses	328	3,715	8.8%	8.8%	8.2%	9.2%
% of FP17s Relating to Free Repair or Replacements	17	3,715	0.5%	0.6%	0.7%	0.7%
% of FP17s Relating to Continuations	28	3,715	0.8%	0.7%	0.8%	0.8%
% of Patients satisfied with the dentistry they have received	0	0	N/A	93.8%	93.2%	93.5%
% of Patients satisfied with the time they had to wait for an appointment	0	0	N/A	88.4%	88.5%	87.4%

* This is based on patients treated on this contract for their most recent course of treatment.

Figures in italics indicate the base number of FP17s or Patient Questionnaire responses are less than 100. N/A is shown where the base number of responses is less than 10 during the period. % is calculated as Quantity/Base number*100

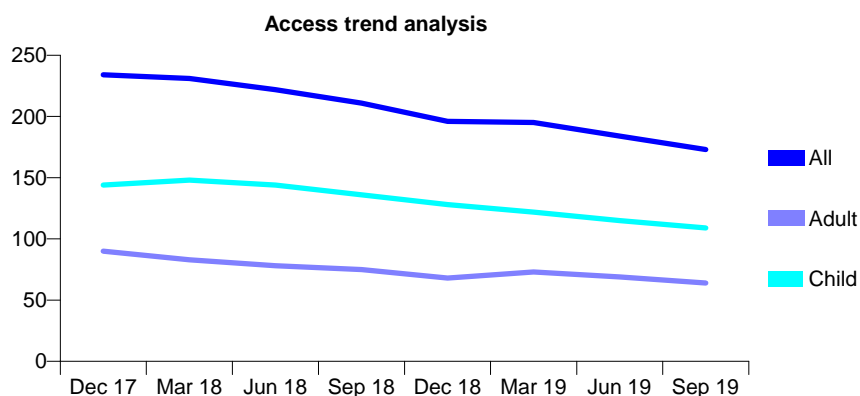
Q58 - Vital Signs At a Glance Contract Report for 130338/0001 - September 2019

Name or company name	Berkhamsted Dental Practice
Contract type name	GDS Contract
Purpose of contract	General
Contract start date	01/11/2007
Contract end date	

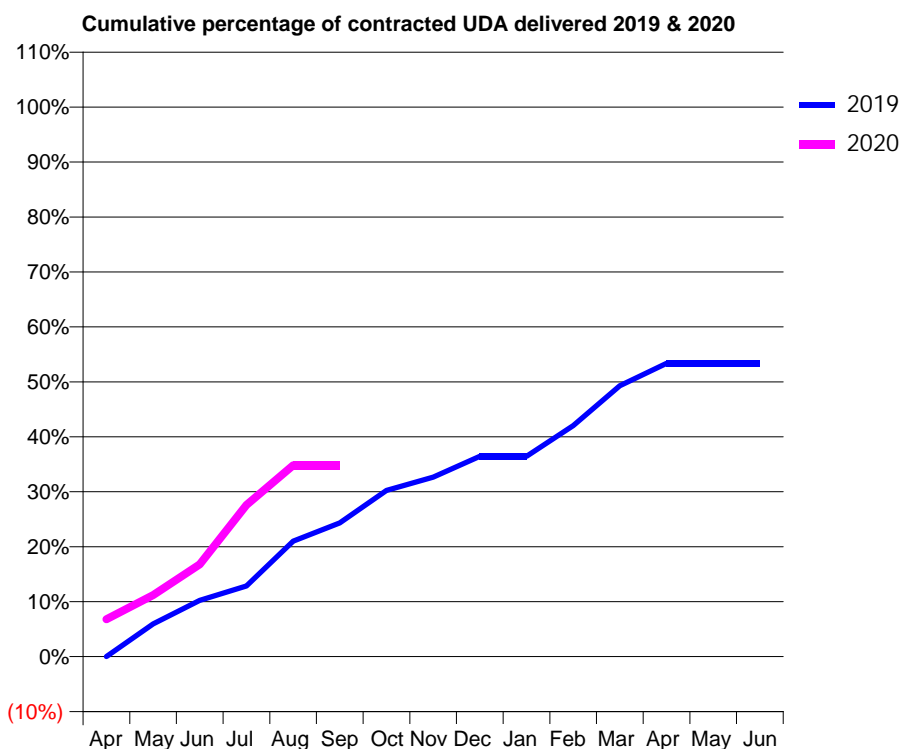
19/20 Contracted general activity (UDA)	250
Carry forward general activity (UDA)	0
19/20 Contracted orthodontic activity (UOA)	0
Carry forward orthodontic activity (UOA)	0
Baseline contract value	£5,465.56

ACCESS*

Patients seen in 24 months	Total	Change since previous quarter
Quarter ending September 2018	211	
Quarter ending December 2018	196	↓
Quarter ending March 2019	195	→
Quarter ending June 2019	184	↓
Quarter ending September 2019	173	↓
Variance since September 2018	(18.0%)	↓



ACTIVITY



Month	Adjusted Scheduled Activity (UDA)	
	2019	2020
April	0	17
May	32	28
June	55	42
July	69	69
August	113	87
September	131	87
October	163	
November	176	
December	197	
January	197	
February	227	
March	266	
April	288	
May	288	
June	288	

QUALITY

	Quantity	Base Number	Contract	AT	Region	England
% of FP17s for the same patient ID Re-attending within 3 months - Children	1	64	1.6%	10.9%	11.3%	11.5%
% of FP17s for the same patient ID Re-attending within 3 months - Adults	1	14	7.1%	14.3%	14.7%	15.4%
% of FP17s for the same patient ID Re-attending between 3 & 9 months - Children	45	64	70.3%	59.1%	60.8%	59.7%
% of FP17s for the same patient ID Re-attending between 3 & 9 months - Adults	9	14	64.3%	49.6%	52.8%	51.7%
% of FP17s for Band 1 Urgent Courses	0	67	0.0%	8.8%	8.2%	9.2%
% of FP17s Relating to Free Repair or Replacements	0	67	0.0%	0.6%	0.7%	0.7%
% of FP17s Relating to Continuations	0	67	0.0%	0.7%	0.8%	0.8%
% of Patients satisfied with the dentistry they have received	0	0	N/A	93.8%	93.2%	93.5%
% of Patients satisfied with the time they had to wait for an appointment	0	0	N/A	88.4%	88.5%	87.4%

* This is based on patients treated on this contract for their most recent course of treatment. Figures in italics indicate the base number of FP17s or Patient Questionnaire responses are less than 100. N/A is shown where the base number of responses is less than 10 during the period. % is calculated as Quantity/Base number*100

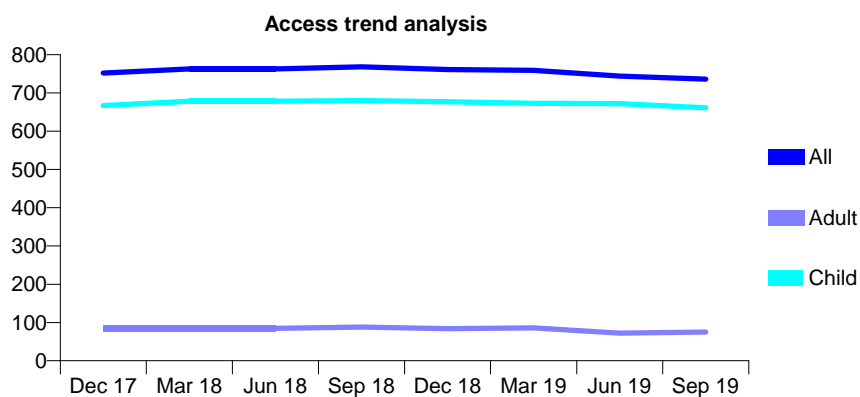
Q58 - Vital Signs At a Glance Contract Report for 130605/0001 - September 2019

Name or company name	Admiral House Dental Practice
Contract type name	GDS Contract
Purpose of contract	General
Contract start date	01/07/2010
Contract end date	

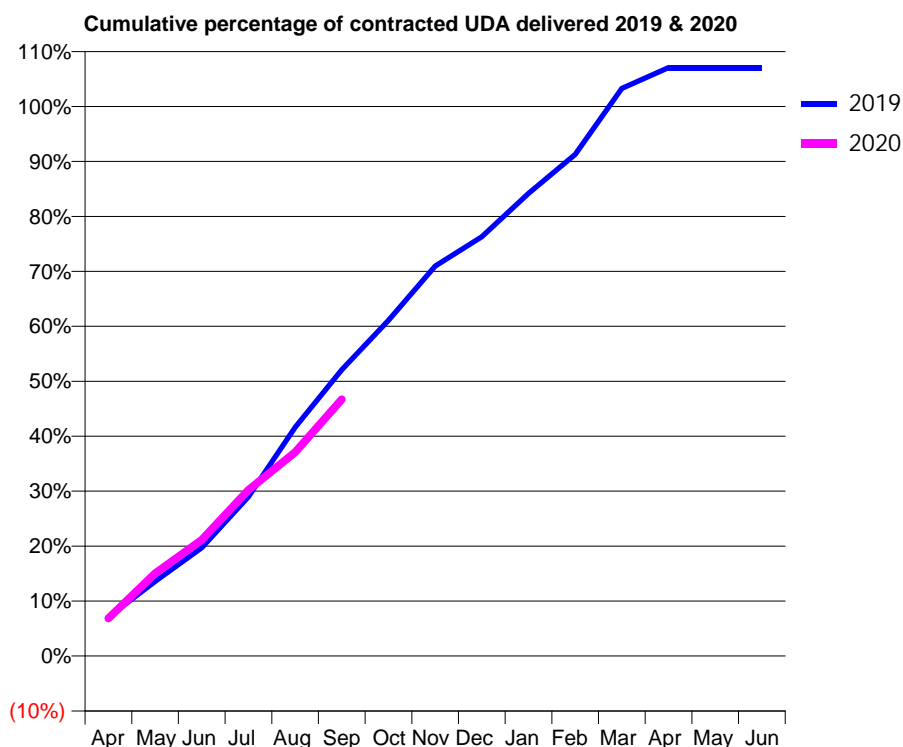
19/20 Contracted general activity (UDA)	1,240
Carry forward general activity (UDA)	0
19/20 Contracted orthodontic activity (UOA)	0
Carry forward orthodontic activity (UOA)	0
Baseline contract value	£35,748.04

ACCESS*

Patients seen in 24 months	Total	Change since previous quarter
Quarter ending September 2018	768	
Quarter ending December 2018	761	→
Quarter ending March 2019	759	→
Quarter ending June 2019	744	↓
Quarter ending September 2019	736	↓
Variance since September 2018	(4.2%)	↓



ACTIVITY



Month	Adjusted Scheduled Activity (UDA)	
	2019	2020
April	88	85
May	168	187
June	245	262
July	359	375
August	516	460
September	646	579
October	757	
November	880	
December	946	
January	1,044	
February	1,132	
March	1,280	
April	1,327	
May	1,327	
June	1,327	

QUALITY

	Quantity	Base Number	Contract	AT	Region	England
% of FP17s for the same patient ID Re-attending within 3 months - Children	19	491	3.9%	10.9%	11.3%	11.5%
% of FP17s for the same patient ID Re-attending within 3 months - Adults	2	25	8.0%	14.3%	14.7%	15.4%
% of FP17s for the same patient ID Re-attending between 3 & 9 months - Children	297	491	60.5%	59.1%	60.8%	59.7%
% of FP17s for the same patient ID Re-attending between 3 & 9 months - Adults	18	25	72.0%	49.6%	52.8%	51.7%
% of FP17s for Band 1 Urgent Courses	10	477	2.1%	8.8%	8.2%	9.2%
% of FP17s Relating to Free Repair or Replacements	0	477	0.0%	0.6%	0.7%	0.7%
% of FP17s Relating to Continuations	0	477	0.0%	0.7%	0.8%	0.8%
% of Patients satisfied with the dentistry they have received	0	0	N/A	93.8%	93.2%	93.5%
% of Patients satisfied with the time they had to wait for an appointment	0	0	N/A	88.4%	88.5%	87.4%

* This is based on patients treated on this contract for their most recent course of treatment. Figures in italics indicate the base number of FP17s or Patient Questionnaire responses are less than 100. N/A is shown where the base number of responses is less than 10 during the period. % is calculated as Quantity/Base number*100

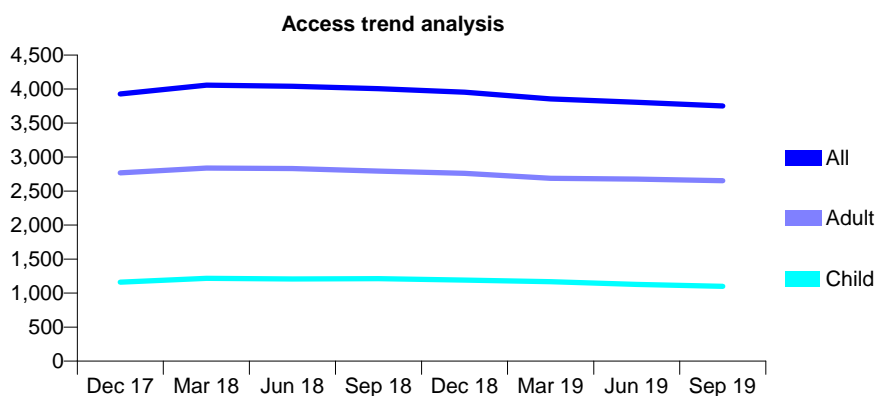
Q58 - Vital Signs At a Glance Contract Report for 130737/0001 - September 2019

Name or company name	Chartwell Dental Practice Limited
Contract type name	GDS Contract
Purpose of contract	General
Contract start date	01/04/2015
Contract end date	

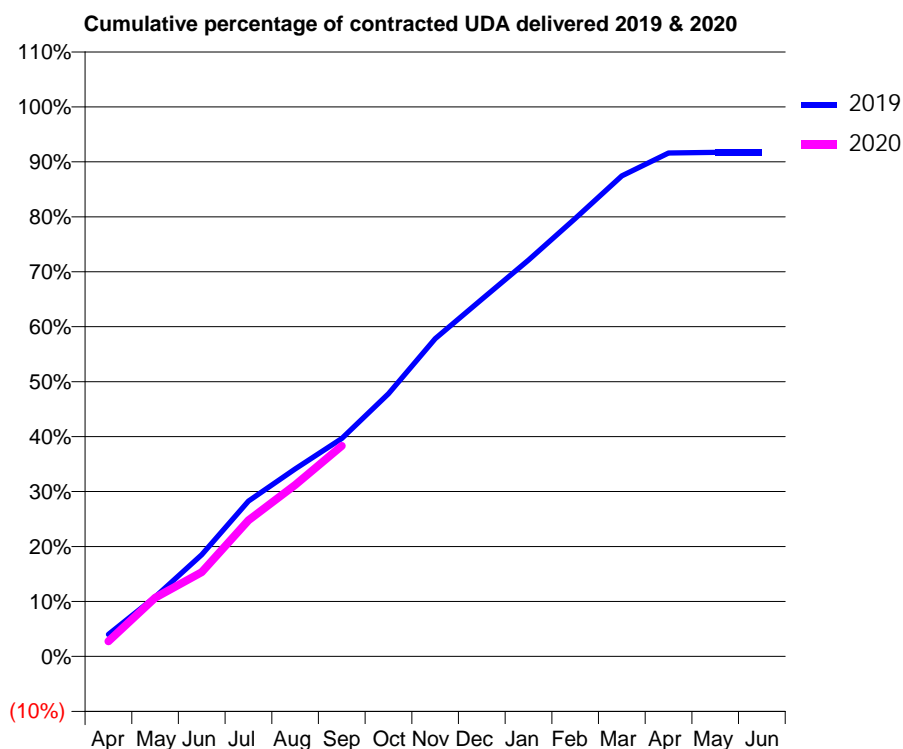
19/20 Contracted general activity (UDA)	11,100
Carry forward general activity (UDA)	0
19/20 Contracted orthodontic activity (UOA)	0
Carry forward orthodontic activity (UOA)	0
Baseline contract value	£310,180.23

ACCESS*

Patients seen in 24 months	Total	Change since previous quarter
Quarter ending September 2018	4,005	
Quarter ending December 2018	3,953	↓
Quarter ending March 2019	3,856	↓
Quarter ending June 2019	3,805	↓
Quarter ending September 2019	3,752	↓
Variance since September 2018	(6.3%)	↓



ACTIVITY



Month	2019	2020
April	447	307
May	1,199	1,184
June	2,054	1,703
July	3,135	2,750
August	3,787	3,466
September	4,400	4,253
October	5,308	
November	6,418	
December	7,213	
January	8,004	
February	8,845	
March	9,707	
April	10,168	
May	10,180	
June	10,181	

QUALITY

	Quantity	Base Number	Contract	AT	Region	England
% of FP17s for the same patient ID Re-attending within 3 months - Children	55	821	6.7%	10.9%	11.3%	11.5%
% of FP17s for the same patient ID Re-attending within 3 months - Adults	211	1,777	11.9%	14.3%	14.7%	15.4%
% of FP17s for the same patient ID Re-attending between 3 & 9 months - Children	528	821	64.3%	59.1%	60.8%	59.7%
% of FP17s for the same patient ID Re-attending between 3 & 9 months - Adults	1,090	1,777	61.3%	49.6%	52.8%	51.7%
% of FP17s for Band 1 Urgent Courses	141	2,382	5.9%	8.8%	8.2%	9.2%
% of FP17s Relating to Free Repair or Replacements	10	2,382	0.4%	0.6%	0.7%	0.7%
% of FP17s Relating to Continuations	42	2,382	1.8%	0.7%	0.8%	0.8%
% of Patients satisfied with the dentistry they have received	0	0	N/A	93.8%	93.2%	93.5%
% of Patients satisfied with the time they had to wait for an appointment	0	0	N/A	88.4%	88.5%	87.4%

* This is based on patients treated on this contract for their most recent course of treatment. Figures in italics indicate the base number of FP17s or Patient Questionnaire responses are less than 100. N/A is shown where the base number of responses is less than 10 during the period. % is calculated as Quantity/Base number*100

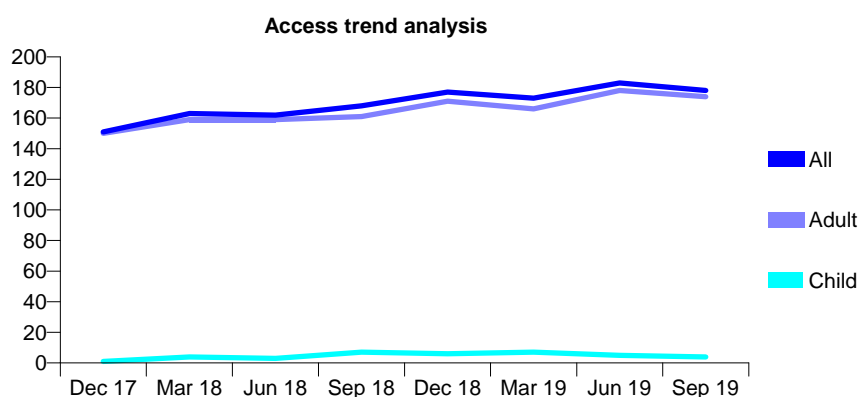
Q58 - Vital Signs At a Glance Contract Report for 130737/0003 - September 2019

Name or company name	Chartwell Dental Practice Limited
Contract type name	PDS Contract
Purpose of contract	General
Contract start date	01/04/2015
Contract end date	31/03/2020

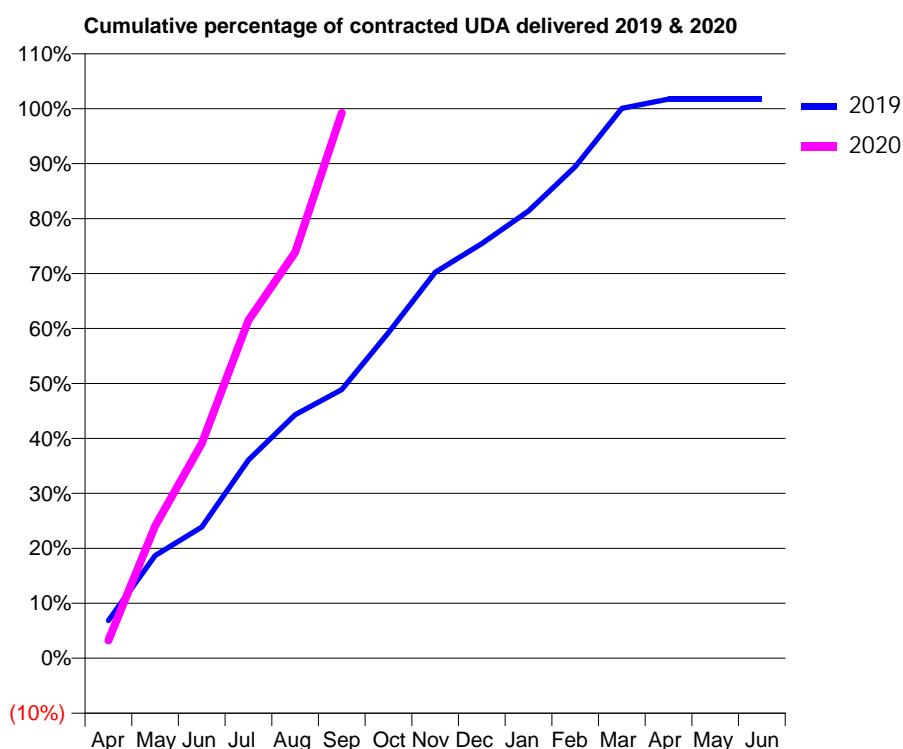
19/20 Contracted general activity (UDA)	922
Carry forward general activity (UDA)	0
19/20 Contracted orthodontic activity (UOA)	0
Carry forward orthodontic activity (UOA)	0
Baseline contract value	£64,886.84

ACCESS*

Patients seen in 24 months	Total	Change since previous quarter
Quarter ending September 2018	168	
Quarter ending December 2018	177	↑
Quarter ending March 2019	173	↓
Quarter ending June 2019	183	↑
Quarter ending September 2019	178	↓
Variance since September 2018	6.0%	↑



ACTIVITY



Month	2019	2020
April	135	30
May	367	222
June	469	360
July	709	567
August	871	681
September	961	915
October	1,165	
November	1,381	
December	1,483	
January	1,600	
February	1,759	
March	1,967	
April	2,000	
May	2,000	
June	2,000	

QUALITY

	Quantity	Base Number	Contract	AT	Region	England
% of FP17s for the same patient ID Re-attending within 3 months - Children	0	7	0.0%	10.9%	11.3%	11.5%
% of FP17s for the same patient ID Re-attending within 3 months - Adults	1	309	0.3%	14.3%	14.7%	15.4%
% of FP17s for the same patient ID Re-attending between 3 & 9 months - Children	0	7	0.0%	59.1%	60.8%	59.7%
% of FP17s for the same patient ID Re-attending between 3 & 9 months - Adults	0	309	0.0%	49.6%	52.8%	51.7%
% of FP17s for Band 1 Urgent Courses	0	305	0.0%	8.8%	8.2%	9.2%
% of FP17s Relating to Free Repair or Replacements	0	305	0.0%	0.6%	0.7%	0.7%
% of FP17s Relating to Continuations	0	305	0.0%	0.7%	0.8%	0.8%
% of Patients satisfied with the dentistry they have received	0	0	N/A	93.8%	93.2%	93.5%
% of Patients satisfied with the time they had to wait for an appointment	0	0	N/A	88.4%	88.5%	87.4%

* This is based on patients treated on this contract for their most recent course of treatment.

Figures in italics indicate the base number of FP17s or Patient Questionnaire responses are less than 100. N/A is shown where the base number of responses is less than 10 during the period. % is calculated as Quantity/Base number*100

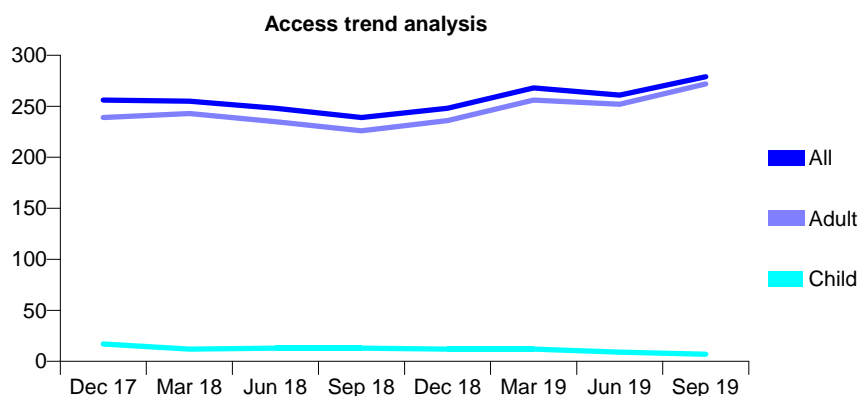
Q58 - Vital Signs At a Glance Contract Report for 130737/0004 - September 2019

Name or company name	Chartwell Dental Practice Limited
Contract type name	PDS Contract
Purpose of contract	General
Contract start date	01/04/2015
Contract end date	31/03/2020

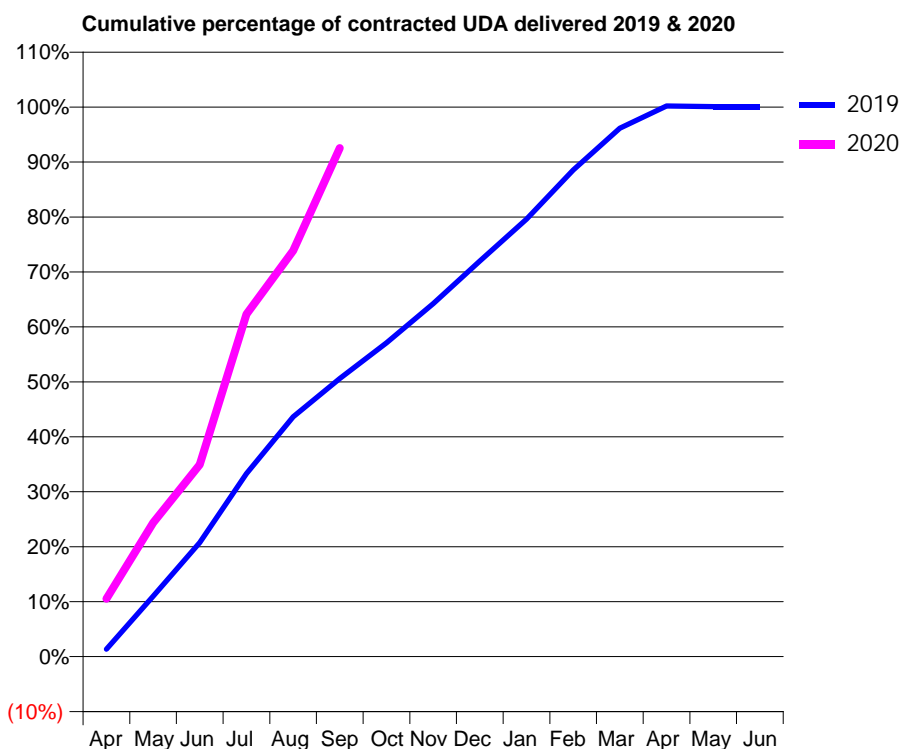
19/20 Contracted general activity (UDA)	1,194
Carry forward general activity (UDA)	0
19/20 Contracted orthodontic activity (UOA)	0
Carry forward orthodontic activity (UOA)	0
Baseline contract value	£157,652.38

ACCESS*

Patients seen in 24 months	Total	Change since previous quarter
Quarter ending September 2018	239	
Quarter ending December 2018	248	↑
Quarter ending March 2019	268	↑
Quarter ending June 2019	261	↓
Quarter ending September 2019	279	↑
Variance since September 2018	16.7%	↑



ACTIVITY



Month	Adjusted Scheduled Activity (UDA)	
	2019	2020
April	36	126
May	295	291
June	556	417
July	892	744
August	1,169	882
September	1,355	1,105
October	1,529	
November	1,720	
December	1,927	
January	2,132	
February	2,371	
March	2,575	
April	2,683	
May	2,680	
June	2,680	

QUALITY

	Quantity	Base Number	Contract	AT	Region	England
% of FP17s for the same patient ID Re-attending within 3 months - Children	0	20	0.0%	10.9%	11.3%	11.5%
% of FP17s for the same patient ID Re-attending within 3 months - Adults	0	385	0.0%	14.3%	14.7%	15.4%
% of FP17s for the same patient ID Re-attending between 3 & 9 months - Children	0	20	0.0%	59.1%	60.8%	59.7%
% of FP17s for the same patient ID Re-attending between 3 & 9 months - Adults	0	385	0.0%	49.6%	52.8%	51.7%
% of FP17s for Band 1 Urgent Courses	0	370	0.0%	8.8%	8.2%	9.2%
% of FP17s Relating to Free Repair or Replacements	0	370	0.0%	0.6%	0.7%	0.7%
% of FP17s Relating to Continuations	0	370	0.0%	0.7%	0.8%	0.8%
% of Patients satisfied with the dentistry they have received	0	0	N/A	93.8%	93.2%	93.5%
% of Patients satisfied with the time they had to wait for an appointment	0	0	N/A	88.4%	88.5%	87.4%

* This is based on patients treated on this contract for their most recent course of treatment. Figures in italics indicate the base number of FP17s or Patient Questionnaire responses are less than 100. N/A is shown where the base number of responses is less than 10 during the period. % is calculated as Quantity/Base number*100

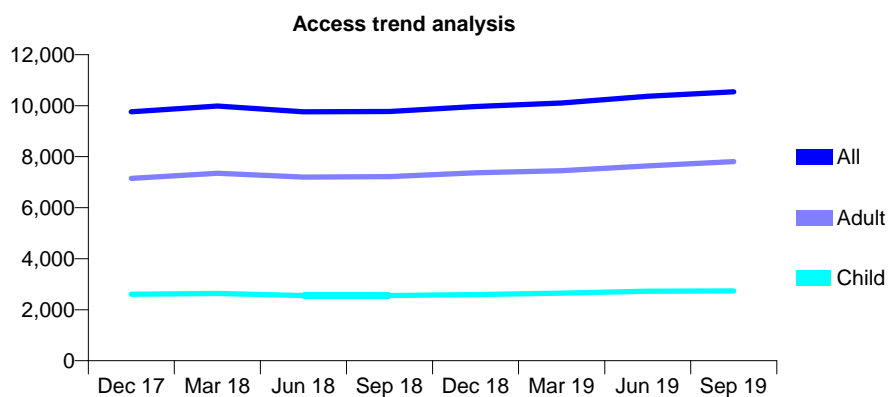
Q58 - Vital Signs At a Glance Contract Report for 131881/0001 - September 2019

Name or company name	Basudev Enterprise Ltd
Contract type name	GDS Contract
Purpose of contract	General
Contract start date	01/02/2012
Contract end date	

19/20 Contracted general activity (UDA)	28,259
Carry forward general activity (UDA)	0
19/20 Contracted orthodontic activity (UOA)	0
Carry forward orthodontic activity (UOA)	0
Baseline contract value	£667,634.50

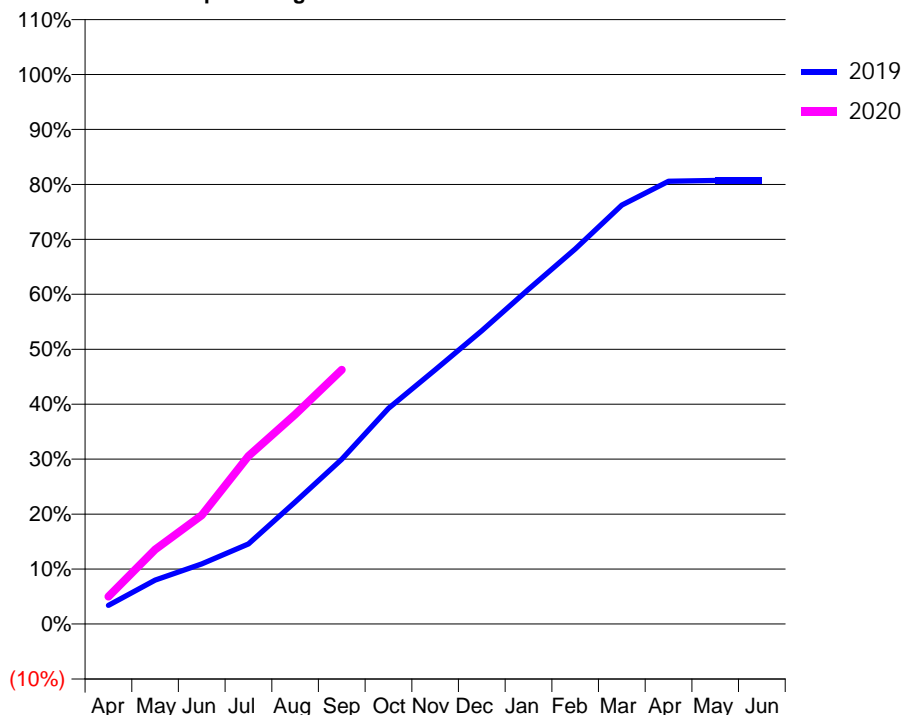
ACCESS*

Patients seen in 24 months	Total	Change since previous quarter
Quarter ending September 2018	9,777	
Quarter ending December 2018	9,967	→
Quarter ending March 2019	10,102	→
Quarter ending June 2019	10,368	↑
Quarter ending September 2019	10,546	→
Variance since September 2018	7.9%	↑



ACTIVITY

Cumulative percentage of contracted UDA delivered 2019 & 2020



Adjusted Scheduled Activity (UDA)

Month	2019	2020
April	963	1,415
May	2,261	3,833
June	3,089	5,595
July	4,117	8,637
August	6,280	10,778
September	8,470	13,077
October	11,091	
November	13,071	
December	15,082	
January	17,217	
February	19,288	
March	21,541	
April	22,769	
May	22,805	
June	22,806	

QUALITY

	Quantity	Base Number	Contract	AT	Region	England
% of FP17s for the same patient ID Re-attending within 3 months - Children	199	2,268	8.8%	10.9%	11.3%	11.5%
% of FP17s for the same patient ID Re-attending within 3 months - Adults	757	5,534	13.7%	14.3%	14.7%	15.4%
% of FP17s for the same patient ID Re-attending between 3 & 9 months - Children	1,338	2,268	59.0%	59.1%	60.8%	59.7%
% of FP17s for the same patient ID Re-attending between 3 & 9 months - Adults	2,779	5,534	50.2%	49.6%	52.8%	51.7%
% of FP17s for Band 1 Urgent Courses	724	7,029	10.3%	8.8%	8.2%	9.2%
% of FP17s Relating to Free Repair or Replacements	86	7,029	1.2%	0.6%	0.7%	0.7%
% of FP17s Relating to Continuations	30	7,029	0.4%	0.7%	0.8%	0.8%
% of Patients satisfied with the dentistry they have received	1	1	N/A	93.8%	93.2%	93.5%
% of Patients satisfied with the time they had to wait for an appointment	1	1	N/A	88.4%	88.5%	87.4%

* This is based on patients treated on this contract for their most recent course of treatment.

Figures in italics indicate the base number of FP17s or Patient Questionnaire responses are less than 100. N/A is shown where the base number of responses is less than 10 during the period. % is calculated as Quantity/Base number*100

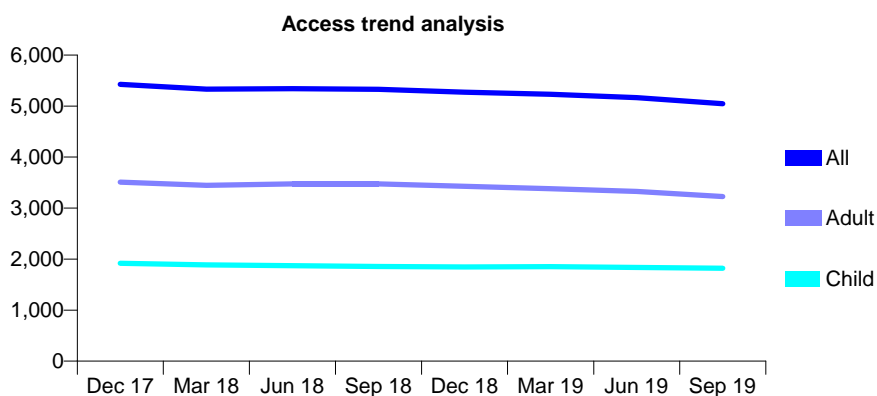
Q58 - Vital Signs At a Glance Contract Report for 134139/0001 - September 2019

Name or company name	The Green Bushey Partnership
Contract type name	GDS Contract
Purpose of contract	General
Contract start date	01/11/2007
Contract end date	

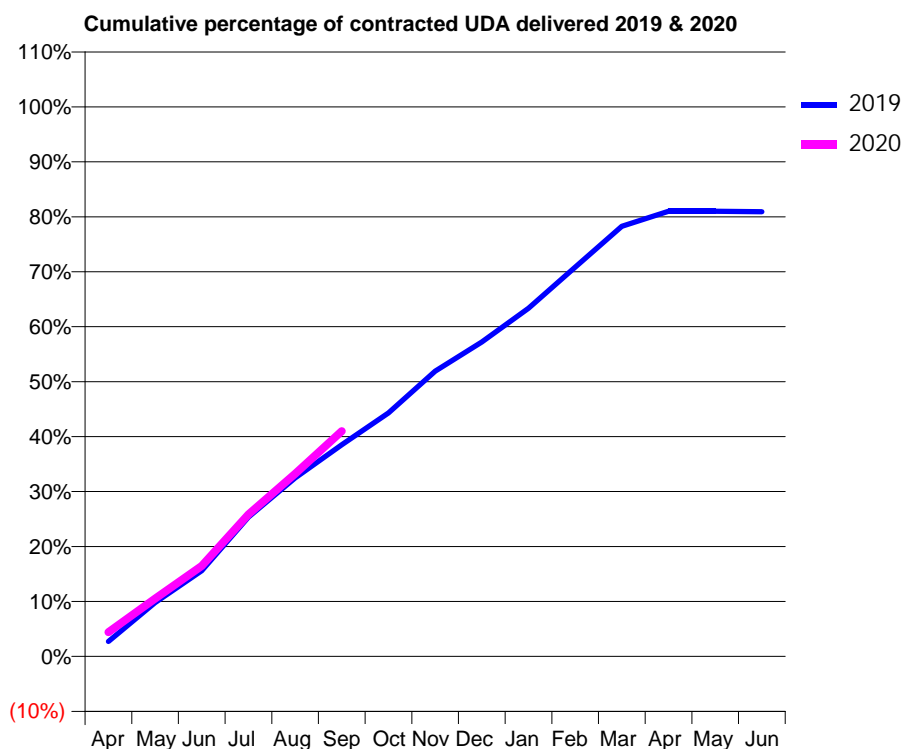
19/20 Contracted general activity (UDA)	12,423
Carry forward general activity (UDA)	0
19/20 Contracted orthodontic activity (UOA)	0
Carry forward orthodontic activity (UOA)	0
Baseline contract value	£398,549.72

ACCESS*

Patients seen in 24 months	Total	Change since previous quarter
Quarter ending September 2018	5,329	
Quarter ending December 2018	5,271	↓
Quarter ending March 2019	5,230	→
Quarter ending June 2019	5,164	↓
Quarter ending September 2019	5,048	↓
Variance since September 2018	(5.3%)	↓



ACTIVITY



Month	2019	2020
April	339	549
May	1,219	1,308
June	1,936	2,045
July	3,147	3,213
August	4,036	4,130
September	4,786	5,094
October	5,504	
November	6,450	
December	7,107	
January	7,870	
February	8,801	
March	9,725	
April	10,063	
May	10,063	
June	10,052	

QUALITY

	Quantity	Base Number	Contract	AT	Region	England
% of FP17s for the same patient ID Re-attending within 3 months - Children	67	1,358	4.9%	10.9%	11.3%	11.5%
% of FP17s for the same patient ID Re-attending within 3 months - Adults	281	1,992	14.1%	14.3%	14.7%	15.4%
% of FP17s for the same patient ID Re-attending between 3 & 9 months - Children	709	1,358	52.2%	59.1%	60.8%	59.7%
% of FP17s for the same patient ID Re-attending between 3 & 9 months - Adults	857	1,992	43.0%	49.6%	52.8%	51.7%
% of FP17s for Band 1 Urgent Courses	333	3,168	10.5%	8.8%	8.2%	9.2%
% of FP17s Relating to Free Repair or Replacements	12	3,168	0.4%	0.6%	0.7%	0.7%
% of FP17s Relating to Continuations	41	3,168	1.3%	0.7%	0.8%	0.8%
% of Patients satisfied with the dentistry they have received	1	1	N/A	93.8%	93.2%	93.5%
% of Patients satisfied with the time they had to wait for an appointment	1	1	N/A	88.4%	88.5%	87.4%

* This is based on patients treated on this contract for their most recent course of treatment. Figures in italics indicate the base number of FP17s or Patient Questionnaire responses are less than 100. N/A is shown where the base number of responses is less than 10 during the period. % is calculated as Quantity/Base number*100

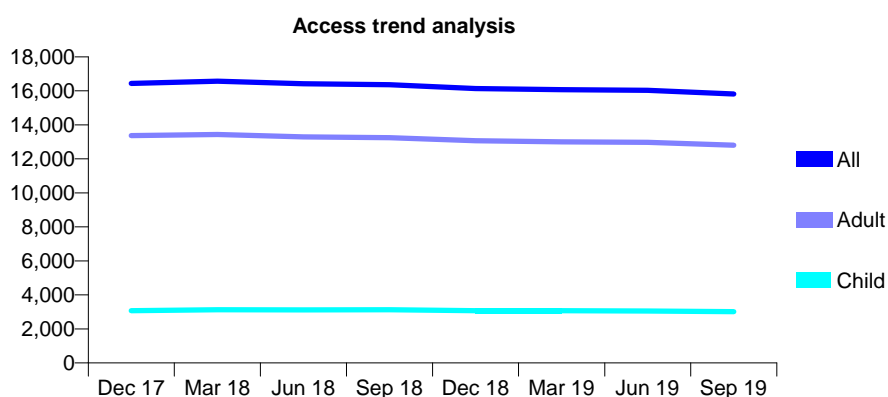
Q58 - Vital Signs At a Glance Contract Report for 134368/0001 - September 2019

Name or company name	The Elms Dental Practice
Contract type name	GDS Contract
Purpose of contract	General
Contract start date	01/04/2006
Contract end date	

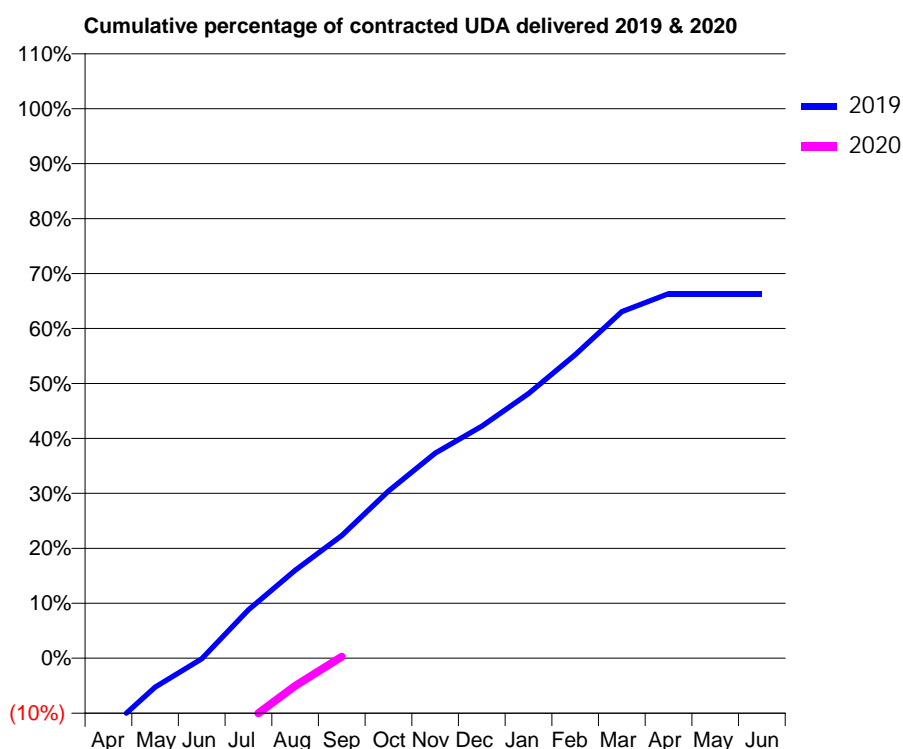
19/20 Contracted general activity (UDA)	53,046
Carry forward general activity (UDA)	17,860
19/20 Contracted orthodontic activity (UOA)	0
Carry forward orthodontic activity (UOA)	0
Baseline contract value	£1,447,708.09

ACCESS*

Patients seen in 24 months	Total	Change since previous quarter
Quarter ending September 2018	16,367	
Quarter ending December 2018	16,140	↓
Quarter ending March 2019	16,068	→
Quarter ending June 2019	16,033	→
Quarter ending September 2019	15,818	↓
Variance since September 2018	(3.4%)	↓



ACTIVITY



Adjusted Scheduled Activity (UDA)		
Month	2019	2020
April	-6,863	-15,889
May	-2,795	-12,820
June	-74	-10,487
July	4,681	-6,036
August	8,492	-2,669
September	11,852	153
October	16,139	
November	19,803	
December	22,392	
January	25,551	
February	29,287	
March	33,445	
April	35,182	
May	35,192	
June	35,186	

QUALITY

	Quantity	Base Number	Contract	AT	Region	England
% of FP17s for the same patient ID Re-attending within 3 months - Children	156	2,299	6.8%	10.9%	11.3%	11.5%
% of FP17s for the same patient ID Re-attending within 3 months - Adults	862	9,005	9.6%	14.3%	14.7%	15.4%
% of FP17s for the same patient ID Re-attending between 3 & 9 months - Children	1,599	2,299	69.6%	59.1%	60.8%	59.7%
% of FP17s for the same patient ID Re-attending between 3 & 9 months - Adults	6,001	9,005	66.6%	49.6%	52.8%	51.7%
% of FP17s for Band 1 Urgent Courses	468	10,195	4.6%	8.8%	8.2%	9.2%
% of FP17s Relating to Free Repair or Replacements	68	10,195	0.7%	0.6%	0.7%	0.7%
% of FP17s Relating to Continuations	13	10,195	0.1%	0.7%	0.8%	0.8%
% of Patients satisfied with the dentistry they have received	11	11	100.0%	93.8%	93.2%	93.5%
% of Patients satisfied with the time they had to wait for an appointment	11	11	100.0%	88.4%	88.5%	87.4%

* This is based on patients treated on this contract for their most recent course of treatment.

Figures in italics indicate the base number of FP17s or Patient Questionnaire responses are less than 100. N/A is shown where the base number of responses is less than 10 during the period. % is calculated as Quantity/Base number*100

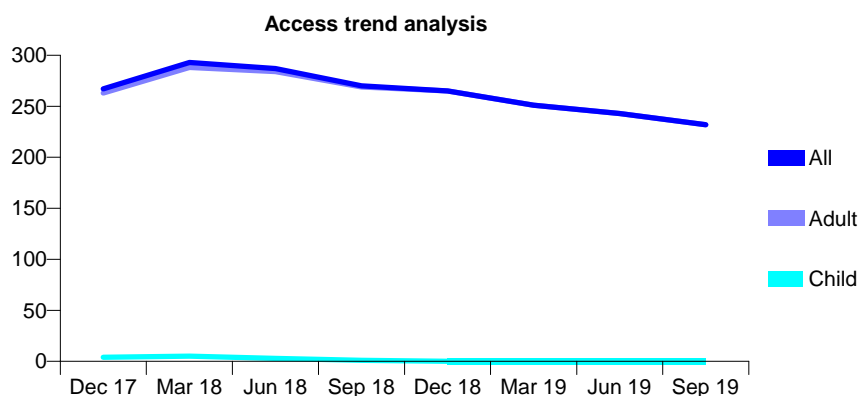
Q58 - Vital Signs At a Glance Contract Report for 135143/0001 - September 2019

Name or company name	GOFFS OAK DENTAL CARE
Contract type name	PDS Contract
Purpose of contract	General
Contract start date	25/02/2013
Contract end date	31/03/2020

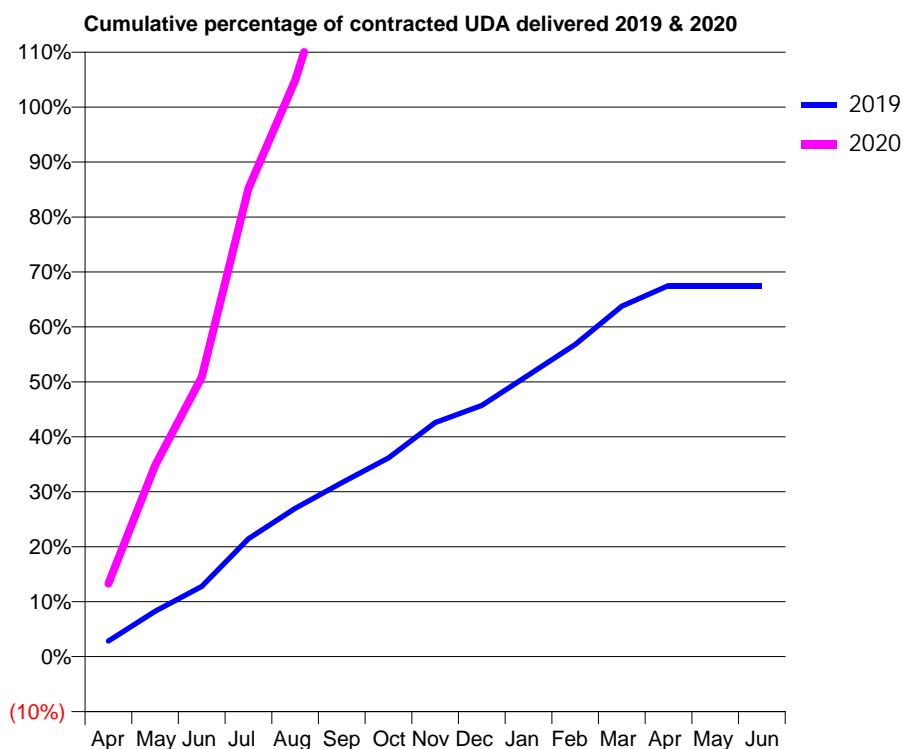
19/20 Contracted general activity (UDA)	655
Carry forward general activity (UDA)	0
19/20 Contracted orthodontic activity (UOA)	0
Carry forward orthodontic activity (UOA)	0
Baseline contract value	£120,320.51

ACCESS*

Patients seen in 24 months	Total	Change since previous quarter
Quarter ending September 2018	270	
Quarter ending December 2018	265	↓
Quarter ending March 2019	251	↓
Quarter ending June 2019	243	↓
Quarter ending September 2019	232	↓
Variance since September 2018	(14.1%)	↓



ACTIVITY



Month	Adjusted Scheduled Activity (UDA)	
	2019	2020
April	66	87
May	192	228
June	297	333
July	498	558
August	627	687
September	735	858
October	840	
November	990	
December	1,062	
January	1,191	
February	1,320	
March	1,482	
April	1,569	
May	1,569	
June	1,569	

QUALITY

	Quantity	Base Number	Contract	AT	Region	England
% of FP17s for the same patient ID Re-attending within 3 months - Children	0	1	0.0%	10.9%	11.3%	11.5%
% of FP17s for the same patient ID Re-attending within 3 months - Adults	0	314	0.0%	14.3%	14.7%	15.4%
% of FP17s for the same patient ID Re-attending between 3 & 9 months - Children	0	1	0.0%	59.1%	60.8%	59.7%
% of FP17s for the same patient ID Re-attending between 3 & 9 months - Adults	3	314	1.0%	49.6%	52.8%	51.7%
% of FP17s for Band 1 Urgent Courses	0	286	0.0%	8.8%	8.2%	9.2%
% of FP17s Relating to Free Repair or Replacements	0	286	0.0%	0.6%	0.7%	0.7%
% of FP17s Relating to Continuations	0	286	0.0%	0.7%	0.8%	0.8%
% of Patients satisfied with the dentistry they have received	0	0	N/A	93.8%	93.2%	93.5%
% of Patients satisfied with the time they had to wait for an appointment	0	0	N/A	88.4%	88.5%	87.4%

* This is based on patients treated on this contract for their most recent course of treatment. Figures in italics indicate the base number of FP17s or Patient Questionnaire responses are less than 100. N/A is shown where the base number of responses is less than 10 during the period. % is calculated as Quantity/Base number*100

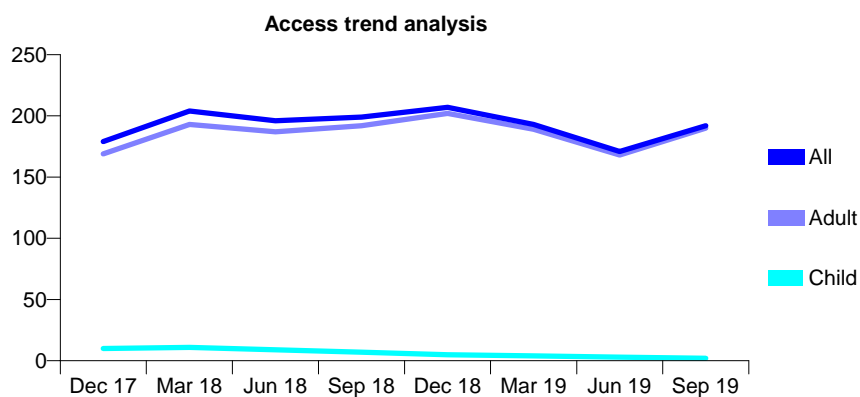
Q58 - Vital Signs At a Glance Contract Report for 135143/0002 - September 2019

Name or company name	GOFFS OAK DENTAL CARE
Contract type name	PDS Contract
Purpose of contract	General
Contract start date	25/02/2013
Contract end date	31/03/2020

19/20 Contracted general activity (UDA)	1,411
Carry forward general activity (UDA)	0
19/20 Contracted orthodontic activity (UOA)	0
Carry forward orthodontic activity (UOA)	0
Baseline contract value	£78,774.44

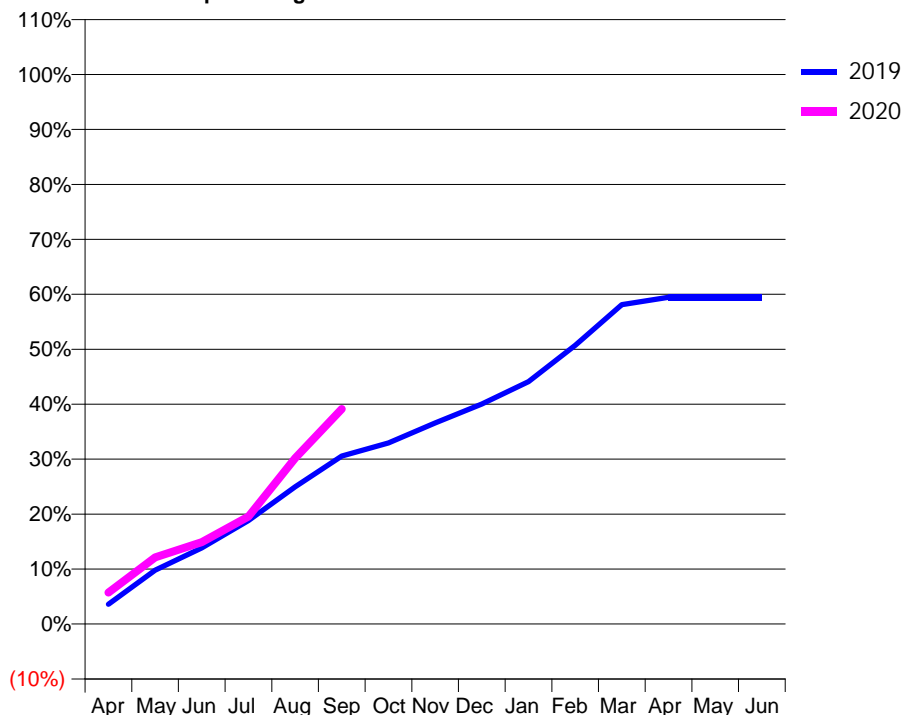
ACCESS*

Patients seen in 24 months	Total	Change since previous quarter
Quarter ending September 2018	199	
Quarter ending December 2018	207	↑
Quarter ending March 2019	193	↓
Quarter ending June 2019	171	↓
Quarter ending September 2019	192	↑
Variance since September 2018	(3.5%)	↓



ACTIVITY

Cumulative percentage of contracted UDA delivered 2019 & 2020



Month	Adjusted Scheduled Activity (UDA)	
	2019	2020
April	72	81
May	195	171
June	276	210
July	375	276
August	498	426
September	609	552
October	657	
November	729	
December	798	
January	879	
February	1,011	
March	1,158	
April	1,185	
May	1,185	
June	1,185	

QUALITY

	Quantity	Base Number	Contract	AT	Region	England
% of FP17s for the same patient ID Re-attending within 3 months - Children	0	4	0.0%	10.9%	11.3%	11.5%
% of FP17s for the same patient ID Re-attending within 3 months - Adults	2	189	1.1%	14.3%	14.7%	15.4%
% of FP17s for the same patient ID Re-attending between 3 & 9 months - Children	0	4	0.0%	59.1%	60.8%	59.7%
% of FP17s for the same patient ID Re-attending between 3 & 9 months - Adults	1	189	0.5%	49.6%	52.8%	51.7%
% of FP17s for Band 1 Urgent Courses	0	184	0.0%	8.8%	8.2%	9.2%
% of FP17s Relating to Free Repair or Replacements	0	184	0.0%	0.6%	0.7%	0.7%
% of FP17s Relating to Continuations	1	184	0.5%	0.7%	0.8%	0.8%
% of Patients satisfied with the dentistry they have received	0	0	N/A	93.8%	93.2%	93.5%
% of Patients satisfied with the time they had to wait for an appointment	0	0	N/A	88.4%	88.5%	87.4%

* This is based on patients treated on this contract for their most recent course of treatment. Figures in italics indicate the base number of FP17s or Patient Questionnaire responses are less than 100. N/A is shown where the base number of responses is less than 10 during the period. % is calculated as Quantity/Base number*100

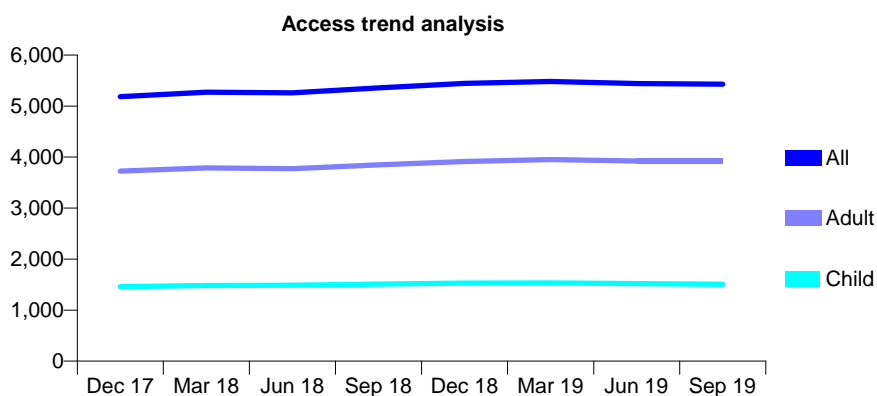
Q58 - Vital Signs At a Glance Contract Report for 135380/0001 - September 2019

Name or company name	Borehamwood Dental Practice Ltd
Contract type name	GDS Contract
Purpose of contract	General
Contract start date	19/11/2007
Contract end date	

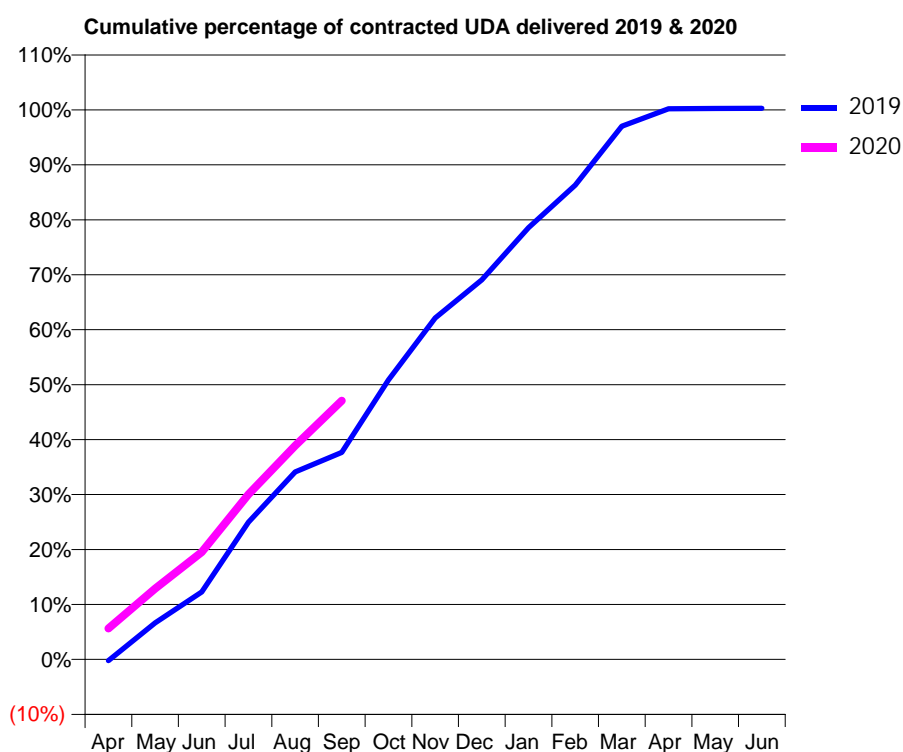
19/20 Contracted general activity (UDA)	13,845
Carry forward general activity (UDA)	0
19/20 Contracted orthodontic activity (UOA)	0
Carry forward orthodontic activity (UOA)	0
Baseline contract value	£424,134.66

ACCESS*

Patients seen in 24 months	Total	Change since previous quarter
Quarter ending September 2018	5,357	
Quarter ending December 2018	5,444	→
Quarter ending March 2019	5,484	→
Quarter ending June 2019	5,443	→
Quarter ending September 2019	5,428	→
Variance since September 2018	1.3%	→



ACTIVITY



Month	Adjusted Scheduled Activity (UDA)	
	2019	2020
April	-32	780
May	922	1,787
June	1,701	2,701
July	3,457	4,162
August	4,727	5,385
September	5,216	6,519
October	7,045	
November	8,603	
December	9,565	
January	10,876	
February	11,950	
March	13,433	
April	13,869	
May	13,881	
June	13,884	

QUALITY

	Quantity	Base Number	Contract	AT	Region	England
% of FP17s for the same patient ID Re-attending within 3 months - Children	89	1,012	8.8%	10.9%	11.3%	11.5%
% of FP17s for the same patient ID Re-attending within 3 months - Adults	346	2,185	15.8%	14.3%	14.7%	15.4%
% of FP17s for the same patient ID Re-attending between 3 & 9 months - Children	571	1,012	56.4%	59.1%	60.8%	59.7%
% of FP17s for the same patient ID Re-attending between 3 & 9 months - Adults	1,079	2,185	49.4%	49.6%	52.8%	51.7%
% of FP17s for Band 1 Urgent Courses	243	3,004	8.1%	8.8%	8.2%	9.2%
% of FP17s Relating to Free Repair or Replacements	5	3,004	0.2%	0.6%	0.7%	0.7%
% of FP17s Relating to Continuations	92	3,004	3.1%	0.7%	0.8%	0.8%
% of Patients satisfied with the dentistry they have received	1	2	N/A	93.8%	93.2%	93.5%
% of Patients satisfied with the time they had to wait for an appointment	1	2	N/A	88.4%	88.5%	87.4%

* This is based on patients treated on this contract for their most recent course of treatment. Figures in italics indicate the base number of FP17s or Patient Questionnaire responses are less than 100. N/A is shown where the base number of responses is less than 10 during the period. % is calculated as Quantity/Base number*100

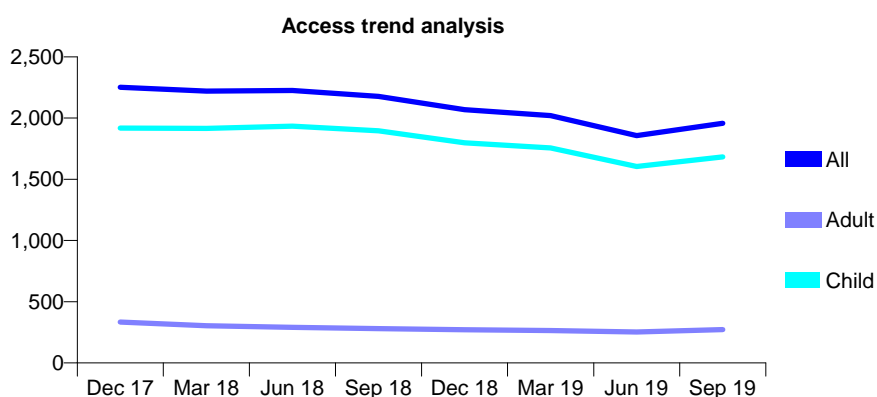
Q58 - Vital Signs At a Glance Contract Report for 137677/0003 - September 2019

Name or company name	Leagrave Clinic Ltd
Contract type name	PDS Contract
Purpose of contract	General
Contract start date	01/04/2014
Contract end date	31/03/2020

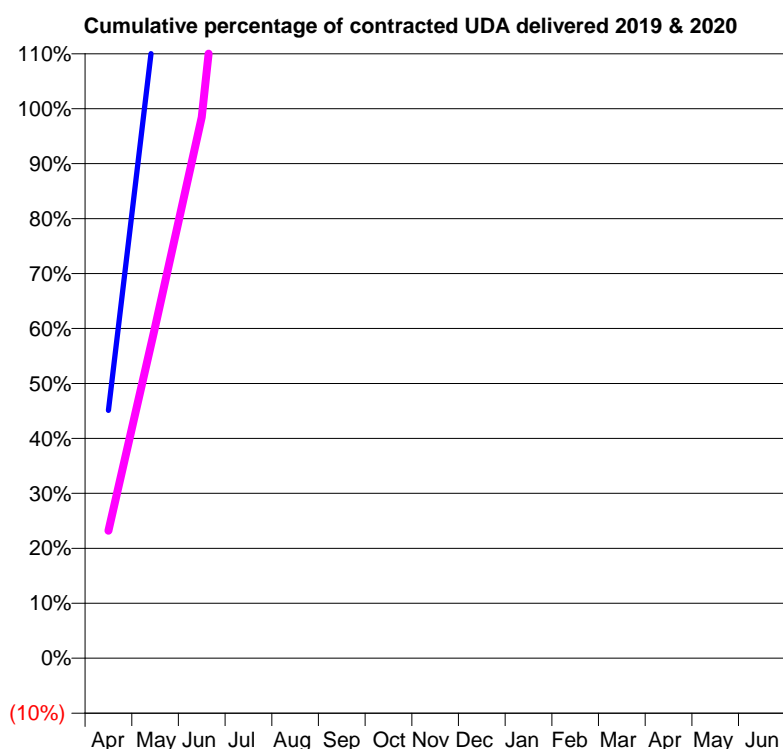
19/20 Contracted general activity (UDA)	900
Carry forward general activity (UDA)	0
19/20 Contracted orthodontic activity (UOA)	0
Carry forward orthodontic activity (UOA)	0
Baseline contract value	£584,311.12

ACCESS*

Patients seen in 24 months	Total	Change since previous quarter
Quarter ending September 2018	2,177	
Quarter ending December 2018	2,069	↓
Quarter ending March 2019	2,020	↓
Quarter ending June 2019	1,857	↓
Quarter ending September 2019	1,957	↑
Variance since September 2018	(10.1%)	↓



ACTIVITY



Month	2019	2020
April	406	209
May	1,045	543
June	1,553	886
July	2,544	1,592
August	2,995	2,037
September	3,615	2,530
October	4,500	
November	4,862	
December	5,475	
January	6,200	
February	6,899	
March	7,715	
April	7,951	
May	7,954	
June	7,954	

QUALITY

	Quantity	Base Number	Contract	AT	Region	England
% of FP17s for the same patient ID Re-attending within 3 months - Children	14	969	1.4%	10.9%	11.3%	11.5%
% of FP17s for the same patient ID Re-attending within 3 months - Adults	0	107	0.0%	14.3%	14.7%	15.4%
% of FP17s for the same patient ID Re-attending between 3 & 9 months - Children	8	969	0.8%	59.1%	60.8%	59.7%
% of FP17s for the same patient ID Re-attending between 3 & 9 months - Adults	0	107	0.0%	49.6%	52.8%	51.7%
% of FP17s for Band 1 Urgent Courses	0	985	0.0%	8.8%	8.2%	9.2%
% of FP17s Relating to Free Repair or Replacements	0	985	0.0%	0.6%	0.7%	0.7%
% of FP17s Relating to Continuations	5	985	0.5%	0.7%	0.8%	0.8%
% of Patients satisfied with the dentistry they have received	0	0	N/A	93.8%	93.2%	93.5%
% of Patients satisfied with the time they had to wait for an appointment	0	0	N/A	88.4%	88.5%	87.4%

* This is based on patients treated on this contract for their most recent course of treatment.

Figures in italics indicate the base number of FP17s or Patient Questionnaire responses are less than 100. N/A is shown where the base number of responses is less than 10 during the period. % is calculated as Quantity/Base number*100

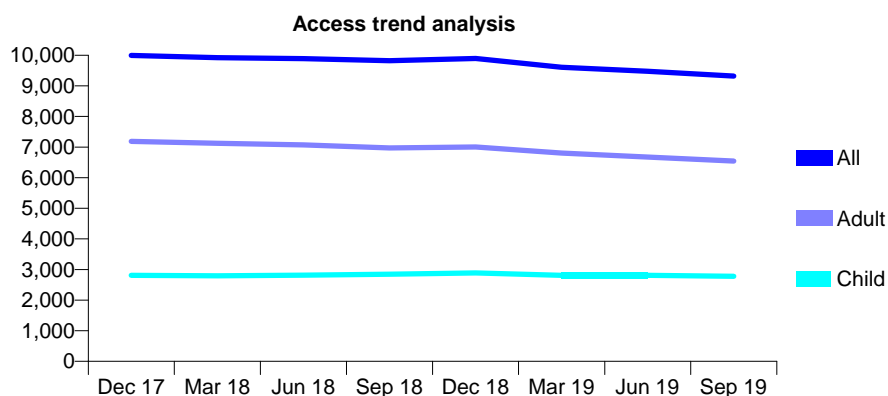
Q58 - Vital Signs At a Glance Contract Report for 138703/0002 - September 2019

Name or company name	Palladium Services Limited
Contract type name	GDS Contract
Purpose of contract	General
Contract start date	05/08/2011
Contract end date	

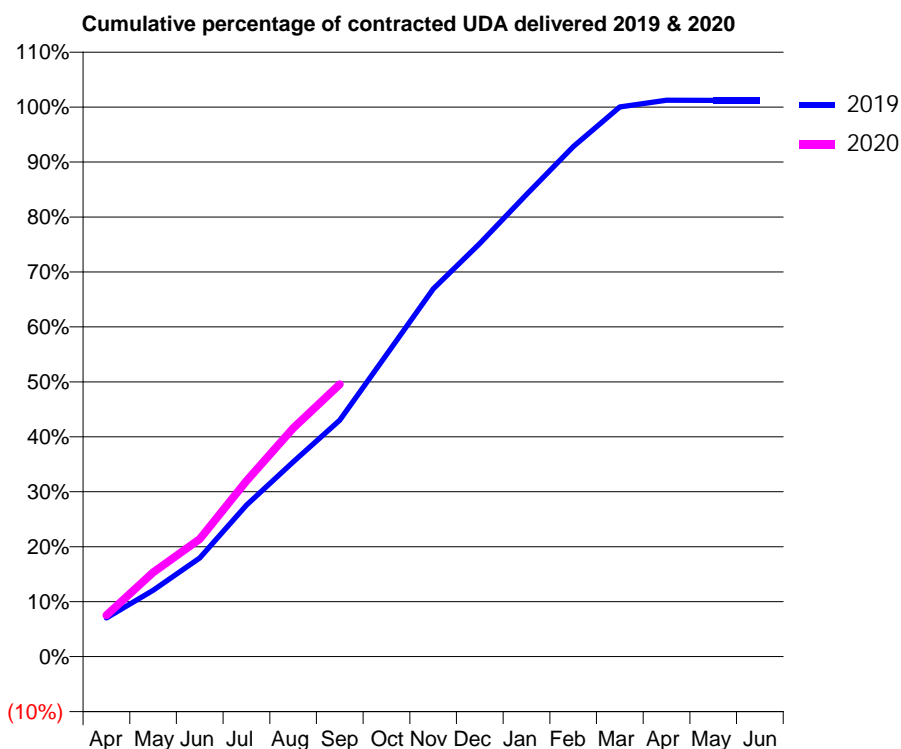
19/20 Contracted general activity (UDA)	24,913
Carry forward general activity (UDA)	0
19/20 Contracted orthodontic activity (UOA)	0
Carry forward orthodontic activity (UOA)	0
Baseline contract value	£673,280.46

ACCESS*

Patients seen in 24 months	Total	Change since previous quarter
Quarter ending September 2018	9,824	
Quarter ending December 2018	9,892	→
Quarter ending March 2019	9,610	↓
Quarter ending June 2019	9,480	↓
Quarter ending September 2019	9,319	↓
Variance since September 2018	(5.1%)	↓



ACTIVITY



Month	Adjusted Scheduled Activity (UDA)	
	2019	2020
April	1,751	1,877
May	3,008	3,816
June	4,477	5,328
July	6,862	7,968
August	8,823	10,356
September	10,725	12,340
October	13,691	
November	16,671	
December	18,731	
January	20,953	
February	23,116	
March	24,916	
April	25,220	
May	25,216	
June	25,216	

QUALITY

	Quantity	Base Number	Contract	AT	Region	England
% of FP17s for the same patient ID Re-attending within 3 months - Children	219	2,725	8.0%	10.9%	11.3%	11.5%
% of FP17s for the same patient ID Re-attending within 3 months - Adults	388	4,864	8.0%	14.3%	14.7%	15.4%
% of FP17s for the same patient ID Re-attending between 3 & 9 months - Children	2,031	2,725	74.5%	59.1%	60.8%	59.7%
% of FP17s for the same patient ID Re-attending between 3 & 9 months - Adults	3,097	4,864	63.7%	49.6%	52.8%	51.7%
% of FP17s for Band 1 Urgent Courses	420	7,469	5.6%	8.8%	8.2%	9.2%
% of FP17s Relating to Free Repair or Replacements	33	7,469	0.4%	0.6%	0.7%	0.7%
% of FP17s Relating to Continuations	5	7,469	0.1%	0.7%	0.8%	0.8%
% of Patients satisfied with the dentistry they have received	1	1	N/A	93.8%	93.2%	93.5%
% of Patients satisfied with the time they had to wait for an appointment	0	1	N/A	88.4%	88.5%	87.4%

* This is based on patients treated on this contract for their most recent course of treatment. Figures in italics indicate the base number of FP17s or Patient Questionnaire responses are less than 100. N/A is shown where the base number of responses is less than 10 during the period. % is calculated as Quantity/Base number*100

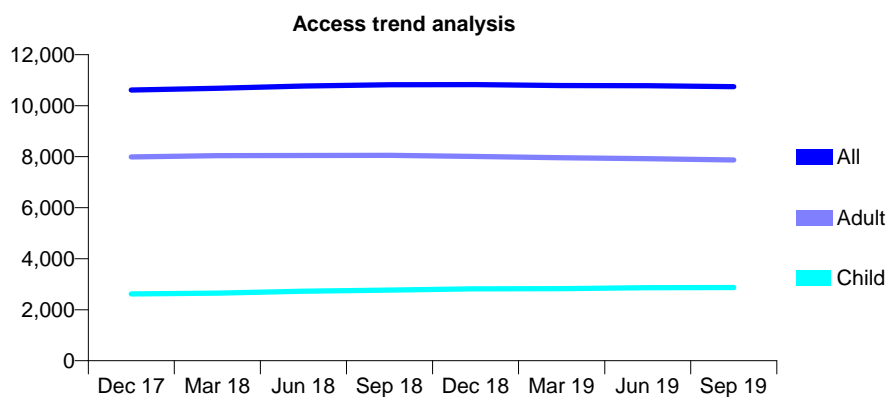
Q58 - Vital Signs At a Glance Contract Report for 140732/0001 - September 2019

Name or company name	The Watford Dental Partnership Ltd
Contract type name	GDS Contract
Purpose of contract	General
Contract start date	01/10/2011
Contract end date	

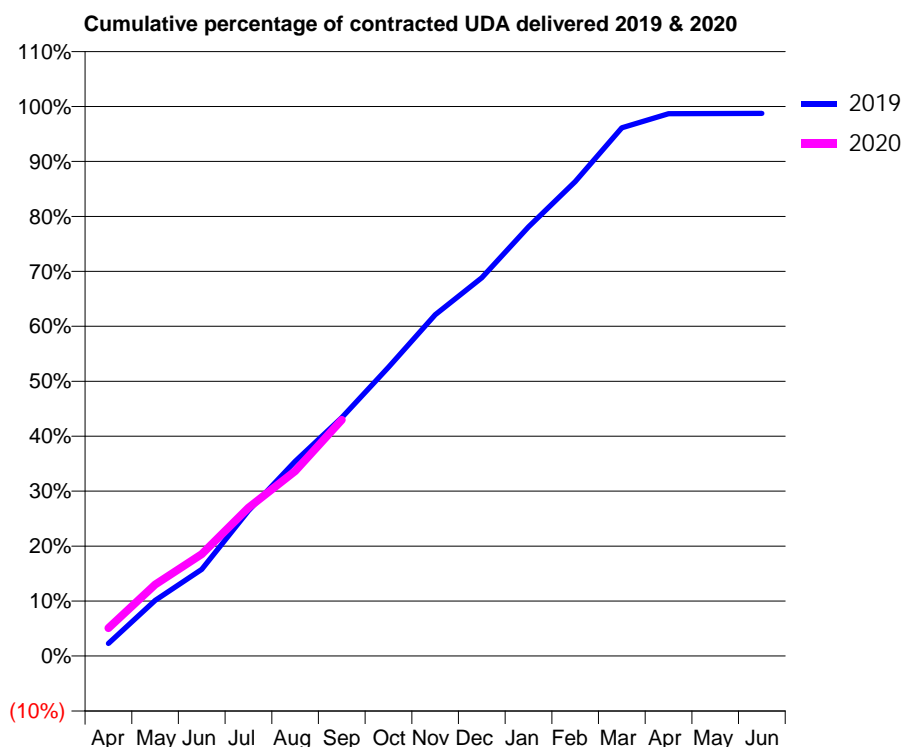
19/20 Contracted general activity (UDA)	22,916
Carry forward general activity (UDA)	0
19/20 Contracted orthodontic activity (UOA)	0
Carry forward orthodontic activity (UOA)	0
Baseline contract value	£549,346.57

ACCESS*

Patients seen in 24 months	Total	Change since previous quarter
Quarter ending September 2018	10,821	
Quarter ending December 2018	10,826	→
Quarter ending March 2019	10,787	→
Quarter ending June 2019	10,782	→
Quarter ending September 2019	10,742	→
Variance since September 2018	(0.7%)	→



ACTIVITY



Month	Adjusted Scheduled Activity (UDA)	
	2019	2020
April	526	1,164
May	2,320	2,981
June	3,616	4,253
July	6,061	6,187
August	8,115	7,712
September	9,938	9,844
October	12,044	
November	14,234	
December	15,773	
January	17,891	
February	19,781	
March	22,022	
April	22,615	
May	22,622	
June	22,623	

QUALITY

	Quantity	Base Number	Contract	AT	Region	England
% of FP17s for the same patient ID Re-attending within 3 months - Children	152	1,996	7.6%	10.9%	11.3%	11.5%
% of FP17s for the same patient ID Re-attending within 3 months - Adults	601	4,452	13.5%	14.3%	14.7%	15.4%
% of FP17s for the same patient ID Re-attending between 3 & 9 months - Children	1,097	1,996	55.0%	59.1%	60.8%	59.7%
% of FP17s for the same patient ID Re-attending between 3 & 9 months - Adults	1,869	4,452	42.0%	49.6%	52.8%	51.7%
% of FP17s for Band 1 Urgent Courses	593	5,656	10.5%	8.8%	8.2%	9.2%
% of FP17s Relating to Free Repair or Replacements	21	5,656	0.4%	0.6%	0.7%	0.7%
% of FP17s Relating to Continuations	16	5,656	0.3%	0.7%	0.8%	0.8%
% of Patients satisfied with the dentistry they have received	1	1	N/A	93.8%	93.2%	93.5%
% of Patients satisfied with the time they had to wait for an appointment	1	1	N/A	88.4%	88.5%	87.4%

* This is based on patients treated on this contract for their most recent course of treatment. Figures in italics indicate the base number of FP17s or Patient Questionnaire responses are less than 100. N/A is shown where the base number of responses is less than 10 during the period. % is calculated as Quantity/Base number*100

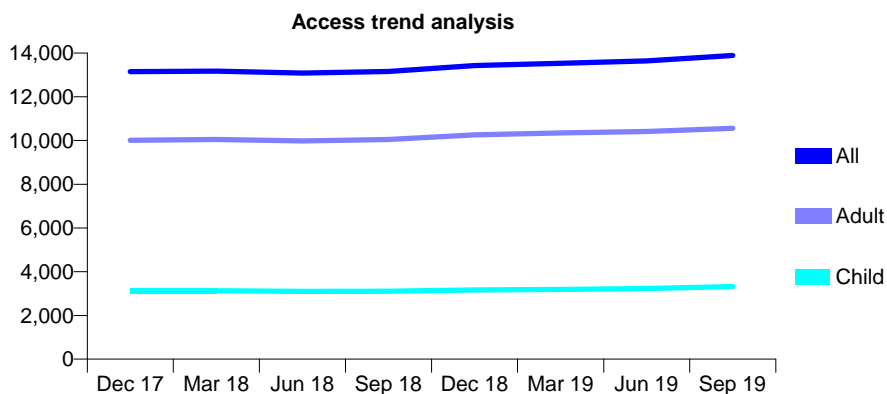
Q58 - Vital Signs At a Glance Contract Report for 141607/0001 - September 2019

Name or company name	Ware Dental Care
Contract type name	GDS Contract
Purpose of contract	General
Contract start date	01/06/2007
Contract end date	

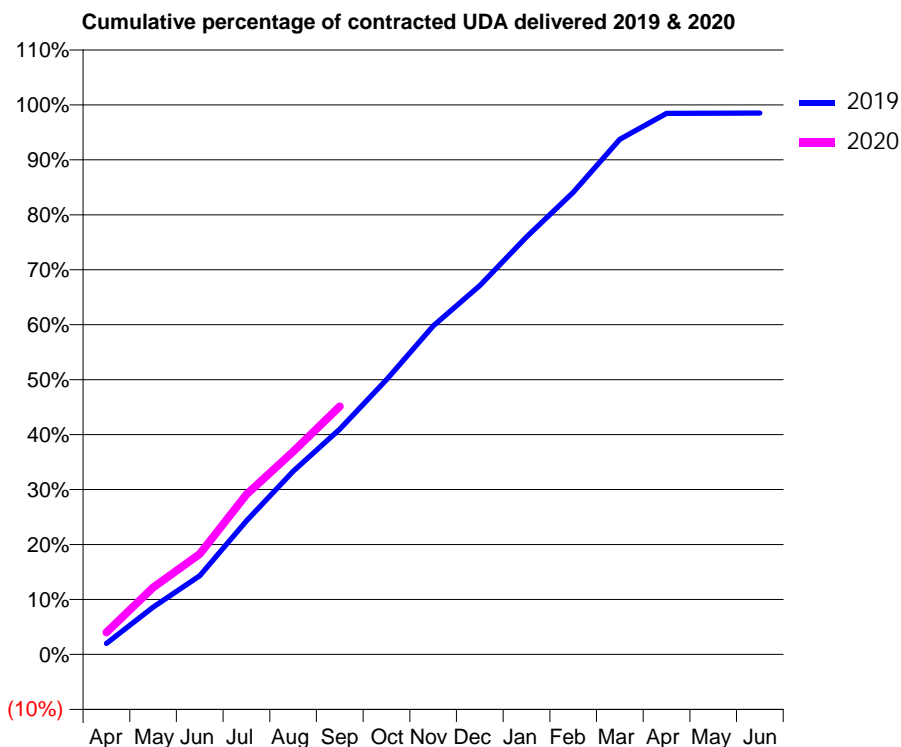
19/20 Contracted general activity (UDA)	35,500
Carry forward general activity (UDA)	0
19/20 Contracted orthodontic activity (UOA)	0
Carry forward orthodontic activity (UOA)	0
Baseline contract value	£943,045.96

ACCESS*

Patients seen in 24 months	Total	Change since previous quarter
Quarter ending September 2018	13,157	
Quarter ending December 2018	13,431	↑
Quarter ending March 2019	13,535	→
Quarter ending June 2019	13,644	→
Quarter ending September 2019	13,886	→
Variance since September 2018	5.5%	↑



ACTIVITY



Month	2019	2020
April	708	1,427
May	3,057	4,333
June	5,086	6,491
July	8,628	10,331
August	11,835	13,106
September	14,555	16,020
October	17,752	
November	21,218	
December	23,827	
January	26,971	
February	29,855	
March	33,272	
April	34,944	
May	34,960	
June	34,974	

QUALITY

	Quantity	Base Number	Contract	AT	Region	England
% of FP17s for the same patient ID Re-attending within 3 months - Children	161	2,619	6.1%	10.9%	11.3%	11.5%
% of FP17s for the same patient ID Re-attending within 3 months - Adults	1,092	7,842	13.9%	14.3%	14.7%	15.4%
% of FP17s for the same patient ID Re-attending between 3 & 9 months - Children	1,701	2,619	64.9%	59.1%	60.8%	59.7%
% of FP17s for the same patient ID Re-attending between 3 & 9 months - Adults	4,713	7,842	60.1%	49.6%	52.8%	51.7%
% of FP17s for Band 1 Urgent Courses	799	9,652	8.3%	8.8%	8.2%	9.2%
% of FP17s Relating to Free Repair or Replacements	41	9,652	0.4%	0.6%	0.7%	0.7%
% of FP17s Relating to Continuations	63	9,652	0.7%	0.7%	0.8%	0.8%
% of Patients satisfied with the dentistry they have received	7	7	N/A	93.8%	93.2%	93.5%
% of Patients satisfied with the time they had to wait for an appointment	7	7	N/A	88.4%	88.5%	87.4%

* This is based on patients treated on this contract for their most recent course of treatment. Figures in italics indicate the base number of FP17s or Patient Questionnaire responses are less than 100. N/A is shown where the base number of responses is less than 10 during the period. % is calculated as Quantity/Base number*100

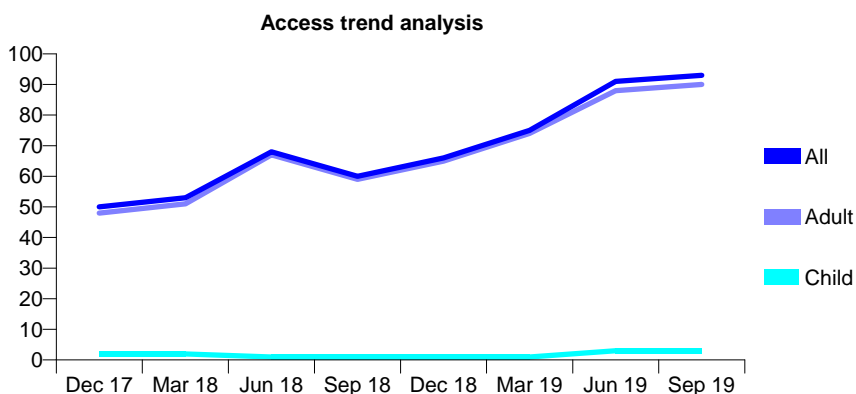
Q58 - Vital Signs At a Glance Contract Report for 141607/0002 - September 2019

Name or company name	Ware Dental Care
Contract type name	PDS Contract
Purpose of contract	General
Contract start date	21/01/2013
Contract end date	31/03/2020

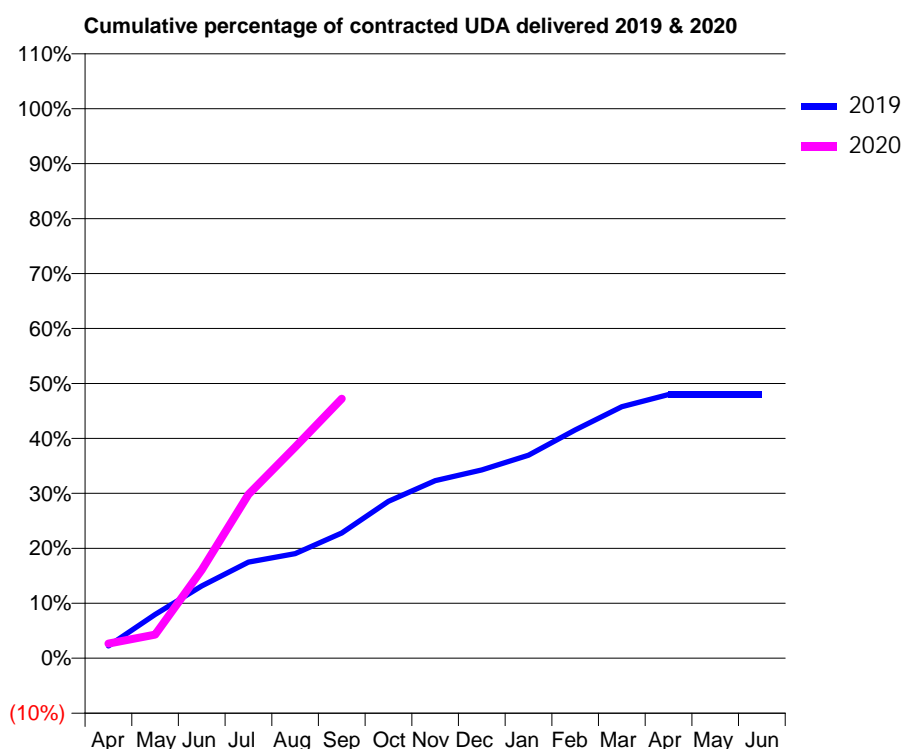
19/20 Contracted general activity (UDA)	1,811
Carry forward general activity (UDA)	0
19/20 Contracted orthodontic activity (UOA)	0
Carry forward orthodontic activity (UOA)	0
Baseline contract value	£57,958.86

ACCESS*

Patients seen in 24 months	Total	Change since previous quarter
Quarter ending September 2018	60	
Quarter ending December 2018	66	↑
Quarter ending March 2019	75	↑
Quarter ending June 2019	91	↑
Quarter ending September 2019	93	↑
Variance since September 2018	55.0%	↑



ACTIVITY



Month	2019	2020
April	48	48
May	171	78
June	282	291
July	375	540
August	408	696
September	489	855
October	612	
November	693	
December	735	
January	792	
February	891	
March	981	
April	1,029	
May	1,029	
June	1,029	

QUALITY

	Quantity	Base Number	Contract	AT	Region	England
% of FP17s for the same patient ID Re-attending within 3 months - Children	0	3	0.0%	10.9%	11.3%	11.5%
% of FP17s for the same patient ID Re-attending within 3 months - Adults	5	299	1.7%	14.3%	14.7%	15.4%
% of FP17s for the same patient ID Re-attending between 3 & 9 months - Children	0	3	0.0%	59.1%	60.8%	59.7%
% of FP17s for the same patient ID Re-attending between 3 & 9 months - Adults	1	299	0.3%	49.6%	52.8%	51.7%
% of FP17s for Band 1 Urgent Courses	0	285	0.0%	8.8%	8.2%	9.2%
% of FP17s Relating to Free Repair or Replacements	0	285	0.0%	0.6%	0.7%	0.7%
% of FP17s Relating to Continuations	0	285	0.0%	0.7%	0.8%	0.8%
% of Patients satisfied with the dentistry they have received	0	0	N/A	93.8%	93.2%	93.5%
% of Patients satisfied with the time they had to wait for an appointment	0	0	N/A	88.4%	88.5%	87.4%

* This is based on patients treated on this contract for their most recent course of treatment.

Figures in italics indicate the base number of FP17s or Patient Questionnaire responses are less than 100. N/A is shown where the base number of responses is less than 10 during the period. % is calculated as Quantity/Base number*100

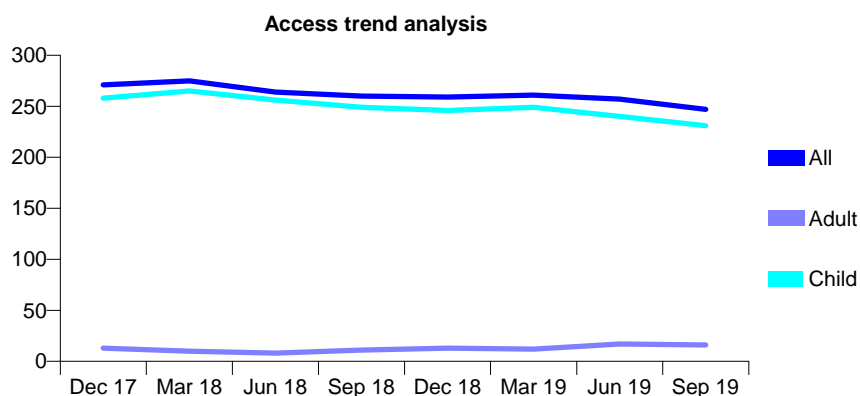
Q58 - Vital Signs At a Glance Contract Report for 144185/0001 - September 2019

Name or company name	Boxmoor House Dental Practice
Contract type name	GDS Contract
Purpose of contract	General
Contract start date	13/07/2015
Contract end date	

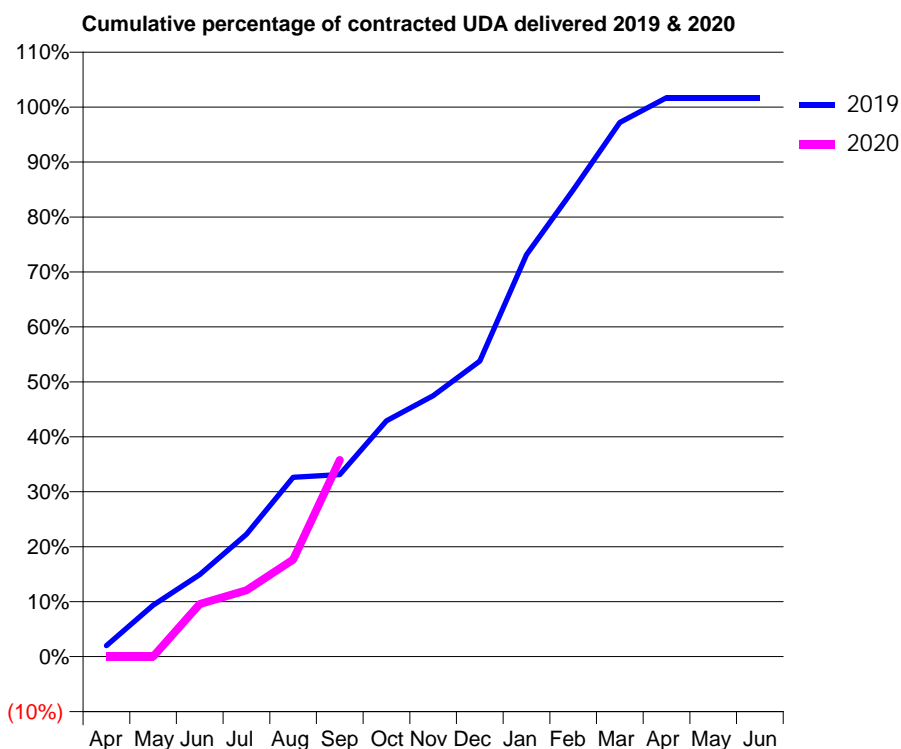
19/20 Contracted general activity (UDA)	399
Carry forward general activity (UDA)	0
19/20 Contracted orthodontic activity (UOA)	0
Carry forward orthodontic activity (UOA)	0
Baseline contract value	£9,055.92

ACCESS*

Patients seen in 24 months	Total	Change since previous quarter
Quarter ending September 2018	260	
Quarter ending December 2018	259	→
Quarter ending March 2019	261	→
Quarter ending June 2019	257	↓
Quarter ending September 2019	247	↓
Variance since September 2018	(5.0%)	↓



ACTIVITY



Month	Adjusted Scheduled Activity (UDA)	
	2019	2020
April	8	0
May	37	0
June	60	38
July	89	48
August	130	70
September	132	143
October	171	
November	189	
December	215	
January	292	
February	339	
March	388	
April	406	
May	406	
June	406	

QUALITY

	Quantity	Base Number	Contract	AT	Region	England
% of FP17s for the same patient ID Re-attending within 3 months - Children	9	131	6.9%	10.9%	11.3%	11.5%
% of FP17s for the same patient ID Re-attending within 3 months - Adults	0	0	N/A	14.3%	14.7%	15.4%
% of FP17s for the same patient ID Re-attending between 3 & 9 months - Children	73	131	55.7%	59.1%	60.8%	59.7%
% of FP17s for the same patient ID Re-attending between 3 & 9 months - Adults	0	0	N/A	49.6%	52.8%	51.7%
% of FP17s for Band 1 Urgent Courses	4	115	3.5%	8.8%	8.2%	9.2%
% of FP17s Relating to Free Repair or Replacements	0	115	0.0%	0.6%	0.7%	0.7%
% of FP17s Relating to Continuations	0	115	0.0%	0.7%	0.8%	0.8%
% of Patients satisfied with the dentistry they have received	0	0	N/A	93.8%	93.2%	93.5%
% of Patients satisfied with the time they had to wait for an appointment	0	0	N/A	88.4%	88.5%	87.4%

* This is based on patients treated on this contract for their most recent course of treatment. Figures in italics indicate the base number of FP17s or Patient Questionnaire responses are less than 100. N/A is shown where the base number of responses is less than 10 during the period. % is calculated as Quantity/Base number*100

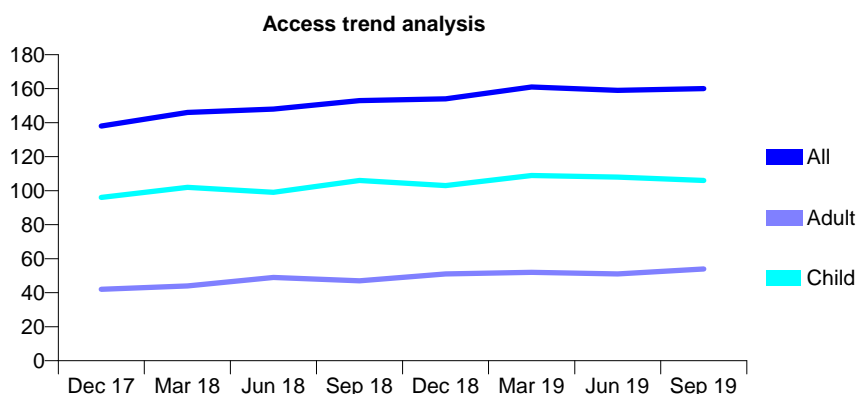
Q58 - Vital Signs At a Glance Contract Report for 144401/0001 - September 2019

Name or company name	Berkeley Clinic
Contract type name	GDS Contract
Purpose of contract	General
Contract start date	01/04/2014
Contract end date	

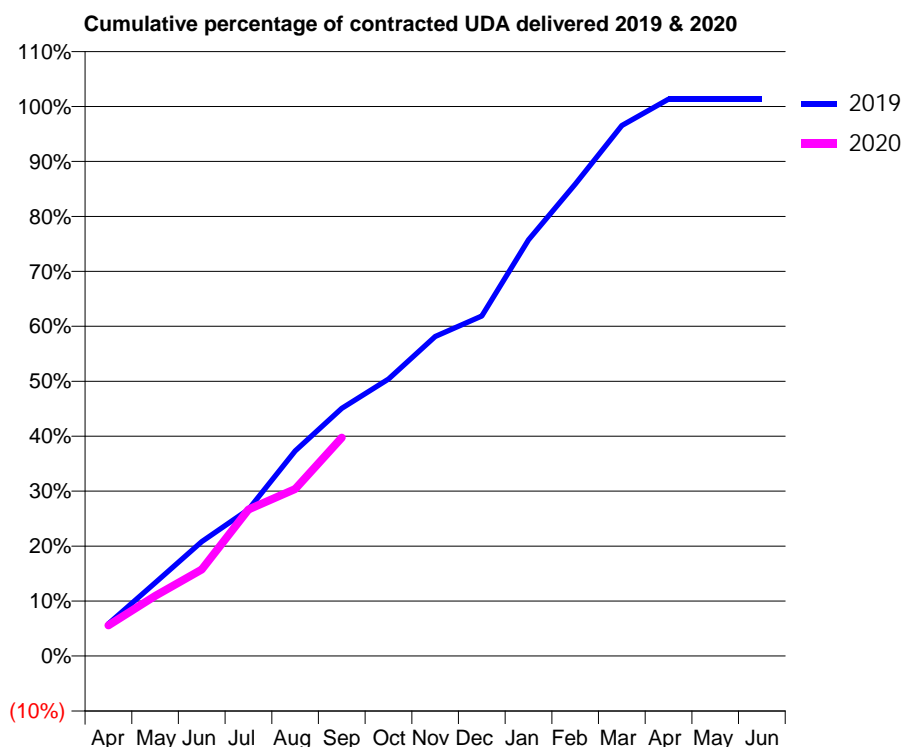
19/20 Contracted general activity (UDA)	375
Carry forward general activity (UDA)	0
19/20 Contracted orthodontic activity (UOA)	0
Carry forward orthodontic activity (UOA)	0
Baseline contract value	£9,635.03

ACCESS*

Patients seen in 24 months	Total	Change since previous quarter
Quarter ending September 2018	153	
Quarter ending December 2018	154	→
Quarter ending March 2019	161	↑
Quarter ending June 2019	159	↓
Quarter ending September 2019	160	→
Variance since September 2018	4.6%	↑



ACTIVITY



Month	Adjusted Scheduled Activity (UDA)	
	2019	2020
April	22	21
May	50	41
June	78	59
July	100	100
August	140	114
September	169	149
October	189	
November	218	
December	232	
January	284	
February	322	
March	362	
April	380	
May	380	
June	380	

QUALITY

	Quantity	Base Number	Contract	AT	Region	England
% of FP17s for the same patient ID Re-attending within 3 months - Children	6	72	8.3%	10.9%	11.3%	11.5%
% of FP17s for the same patient ID Re-attending within 3 months - Adults	1	19	5.3%	14.3%	14.7%	15.4%
% of FP17s for the same patient ID Re-attending between 3 & 9 months - Children	43	72	59.7%	59.1%	60.8%	59.7%
% of FP17s for the same patient ID Re-attending between 3 & 9 months - Adults	7	19	36.8%	49.6%	52.8%	51.7%
% of FP17s for Band 1 Urgent Courses	0	88	0.0%	8.8%	8.2%	9.2%
% of FP17s Relating to Free Repair or Replacements	0	88	0.0%	0.6%	0.7%	0.7%
% of FP17s Relating to Continuations	1	88	1.1%	0.7%	0.8%	0.8%
% of Patients satisfied with the dentistry they have received	0	0	N/A	93.8%	93.2%	93.5%
% of Patients satisfied with the time they had to wait for an appointment	0	0	N/A	88.4%	88.5%	87.4%

* This is based on patients treated on this contract for their most recent course of treatment. Figures in italics indicate the base number of FP17s or Patient Questionnaire responses are less than 100. N/A is shown where the base number of responses is less than 10 during the period. % is calculated as Quantity/Base number*100

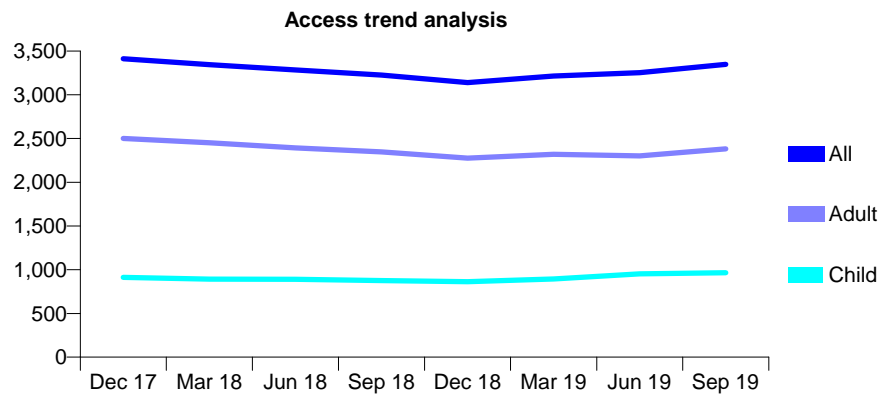
Q58 - Vital Signs At a Glance Contract Report for 144789/0001 - September 2019

Name or company name	SAAB Professional Ltd
Contract type name	GDS Contract
Purpose of contract	General
Contract start date	01/01/2011
Contract end date	

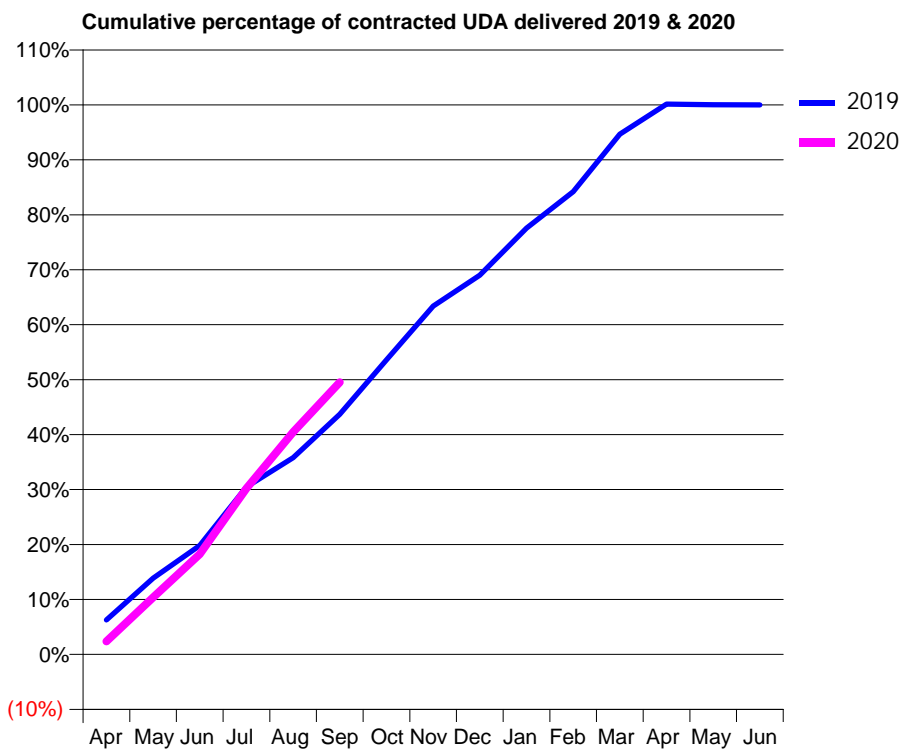
19/20 Contracted general activity (UDA)	7,343
Carry forward general activity (UDA)	0
19/20 Contracted orthodontic activity (UOA)	0
Carry forward orthodontic activity (UOA)	0
Baseline contract value	£184,888.46

ACCESS*

Patients seen in 24 months	Total	Change since previous quarter
Quarter ending September 2018	3,224	
Quarter ending December 2018	3,139	↓
Quarter ending March 2019	3,214	↑
Quarter ending June 2019	3,254	→
Quarter ending September 2019	3,348	↑
Variance since September 2018	3.8%	↑



ACTIVITY



Month	2019	2020
April	460	176
May	1,020	762
June	1,455	1,341
July	2,240	2,219
August	2,629	2,971
September	3,209	3,637
October	3,935	
November	4,654	
December	5,066	
January	5,696	
February	6,184	
March	6,951	
April	7,353	
May	7,344	
June	7,343	

QUALITY

	Quantity	Base Number	Contract	AT	Region	England
% of FP17s for the same patient ID Re-attending within 3 months - Children	38	816	4.7%	10.9%	11.3%	11.5%
% of FP17s for the same patient ID Re-attending within 3 months - Adults	166	1,659	10.0%	14.3%	14.7%	15.4%
% of FP17s for the same patient ID Re-attending between 3 & 9 months - Children	486	816	59.6%	59.1%	60.8%	59.7%
% of FP17s for the same patient ID Re-attending between 3 & 9 months - Adults	962	1,659	58.0%	49.6%	52.8%	51.7%
% of FP17s for Band 1 Urgent Courses	123	2,267	5.4%	8.8%	8.2%	9.2%
% of FP17s Relating to Free Repair or Replacements	4	2,267	0.2%	0.6%	0.7%	0.7%
% of FP17s Relating to Continuations	1	2,267	0.0%	0.7%	0.8%	0.8%
% of Patients satisfied with the dentistry they have received	1	2	N/A	93.8%	93.2%	93.5%
% of Patients satisfied with the time they had to wait for an appointment	2	2	N/A	88.4%	88.5%	87.4%

* This is based on patients treated on this contract for their most recent course of treatment. Figures in italics indicate the base number of FP17s or Patient Questionnaire responses are less than 100. N/A is shown where the base number of responses is less than 10 during the period. % is calculated as Quantity/Base number*100

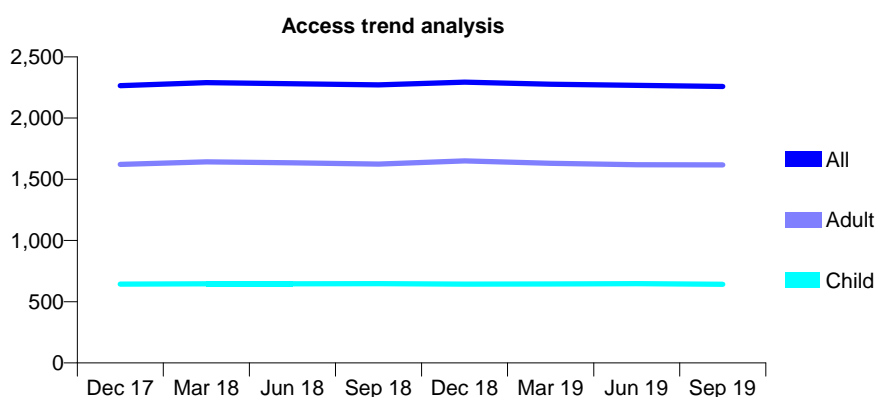
Q58 - Vital Signs At a Glance Contract Report for 145246/0001 - September 2019

Name or company name	Mr Roderick P Ingham, Mr Jose F Angelo a
Contract type name	GDS Contract
Purpose of contract	General
Contract start date	07/05/2014
Contract end date	

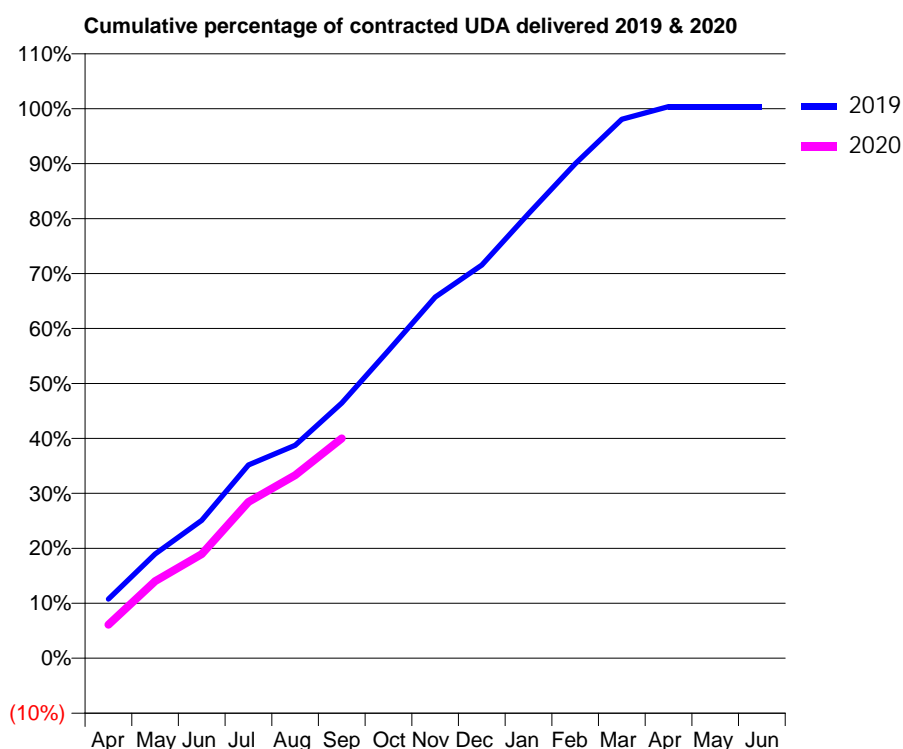
19/20 Contracted general activity (UDA)	9,500
Carry forward general activity (UDA)	-37
19/20 Contracted orthodontic activity (UOA)	0
Carry forward orthodontic activity (UOA)	0
Baseline contract value	£336,918.91

ACCESS*

Patients seen in 24 months	Total	Change since previous quarter
Quarter ending September 2018	2,272	
Quarter ending December 2018	2,294	→
Quarter ending March 2019	2,276	→
Quarter ending June 2019	2,267	→
Quarter ending September 2019	2,259	→
Variance since September 2018	(0.6%)	→



ACTIVITY



Month	2019	2020
April	1,022	581
May	1,801	1,334
June	2,384	1,799
July	3,342	2,703
August	3,681	3,165
September	4,412	3,800
October	5,321	
November	6,244	
December	6,797	
January	7,686	
February	8,547	
March	9,318	
April	9,537	
May	9,537	
June	9,537	

QUALITY

	Quantity	Base Number	Contract	AT	Region	England
% of FP17s for the same patient ID Re-attending within 3 months - Children	21	532	3.9%	10.9%	11.3%	11.5%
% of FP17s for the same patient ID Re-attending within 3 months - Adults	91	1,174	7.8%	14.3%	14.7%	15.4%
% of FP17s for the same patient ID Re-attending between 3 & 9 months - Children	386	532	72.6%	59.1%	60.8%	59.7%
% of FP17s for the same patient ID Re-attending between 3 & 9 months - Adults	788	1,174	67.1%	49.6%	52.8%	51.7%
% of FP17s for Band 1 Urgent Courses	66	1,624	4.1%	8.8%	8.2%	9.2%
% of FP17s Relating to Free Repair or Replacements	5	1,624	0.3%	0.6%	0.7%	0.7%
% of FP17s Relating to Continuations	18	1,624	1.1%	0.7%	0.8%	0.8%
% of Patients satisfied with the dentistry they have received	0	0	N/A	93.8%	93.2%	93.5%
% of Patients satisfied with the time they had to wait for an appointment	0	0	N/A	88.4%	88.5%	87.4%

* This is based on patients treated on this contract for their most recent course of treatment.

Figures in italics indicate the base number of FP17s or Patient Questionnaire responses are less than 100. N/A is shown where the base number of responses is less than 10 during the period. % is calculated as Quantity/Base number*100

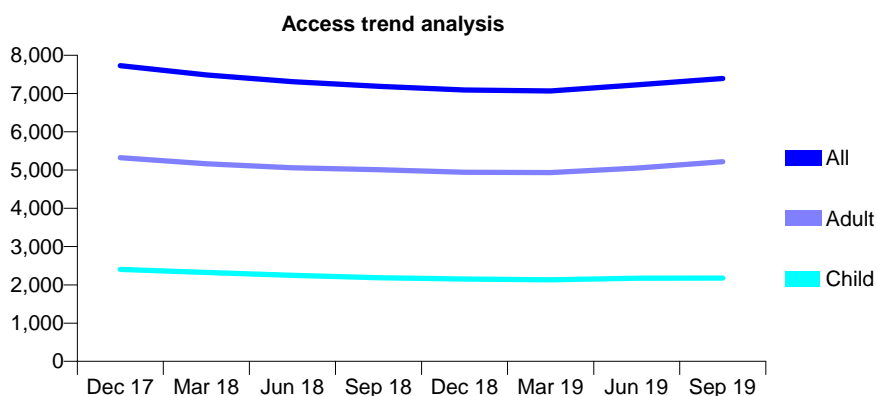
Q58 - Vital Signs At a Glance Contract Report for 145742/0001 - September 2019

Name or company name	Mr Roderick P Ingham, Mr Jose F Angelo a
Contract type name	GDS Contract
Purpose of contract	General
Contract start date	01/12/2011
Contract end date	

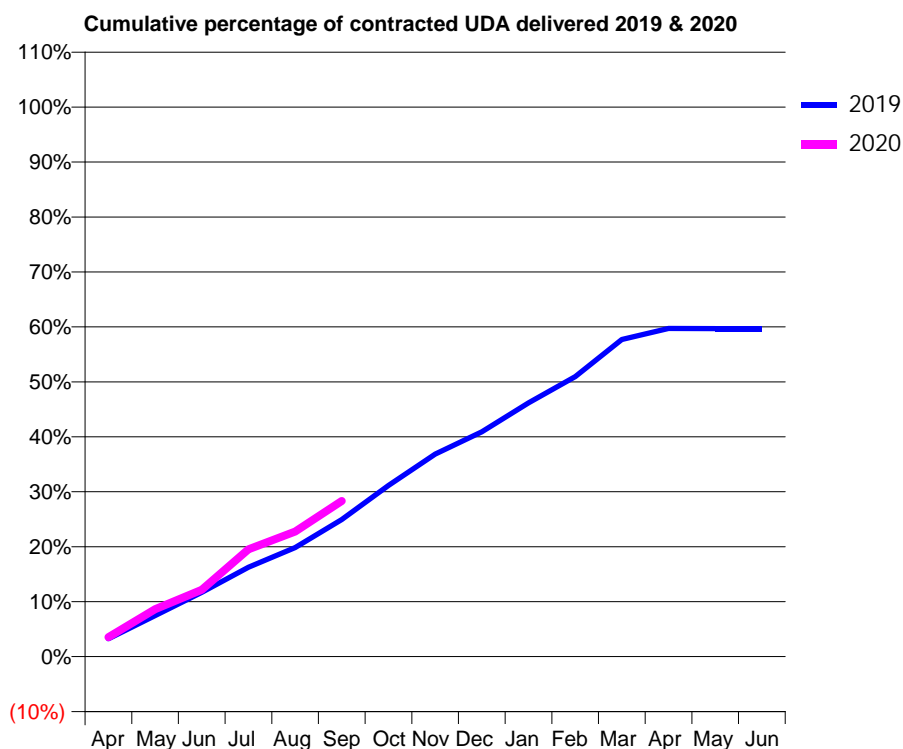
19/20 Contracted general activity (UDA)	37,862
Carry forward general activity (UDA)	0
19/20 Contracted orthodontic activity (UOA)	0
Carry forward orthodontic activity (UOA)	0
Baseline contract value	£1,059,018.25

ACCESS*

Patients seen in 24 months	Total	Change since previous quarter
Quarter ending September 2018	7,190	
Quarter ending December 2018	7,093	↓
Quarter ending March 2019	7,067	→
Quarter ending June 2019	7,226	↑
Quarter ending September 2019	7,393	↑
Variance since September 2018	2.8%	↑



ACTIVITY



Month	Adjusted Scheduled Activity (UDA)	
	2019	2020
April	1,235	1,349
May	2,833	3,265
June	4,430	4,605
July	6,159	7,391
August	7,520	8,623
September	9,448	10,729
October	11,794	
November	13,953	
December	15,482	
January	17,483	
February	19,294	
March	21,853	
April	22,603	
May	22,600	
June	22,594	

QUALITY

	Quantity	Base Number	Contract	AT	Region	England
% of FP17s for the same patient ID Re-attending within 3 months - Children	106	1,680	6.3%	10.9%	11.3%	11.5%
% of FP17s for the same patient ID Re-attending within 3 months - Adults	418	3,478	12.0%	14.3%	14.7%	15.4%
% of FP17s for the same patient ID Re-attending between 3 & 9 months - Children	966	1,680	57.5%	59.1%	60.8%	59.7%
% of FP17s for the same patient ID Re-attending between 3 & 9 months - Adults	1,747	3,478	50.2%	49.6%	52.8%	51.7%
% of FP17s for Band 1 Urgent Courses	351	4,888	7.2%	8.8%	8.2%	9.2%
% of FP17s Relating to Free Repair or Replacements	22	4,888	0.5%	0.6%	0.7%	0.7%
% of FP17s Relating to Continuations	78	4,888	1.6%	0.7%	0.8%	0.8%
% of Patients satisfied with the dentistry they have received	4	4	N/A	93.8%	93.2%	93.5%
% of Patients satisfied with the time they had to wait for an appointment	4	4	N/A	88.4%	88.5%	87.4%

* This is based on patients treated on this contract for their most recent course of treatment. Figures in italics indicate the base number of FP17s or Patient Questionnaire responses are less than 100. N/A is shown where the base number of responses is less than 10 during the period. % is calculated as Quantity/Base number*100

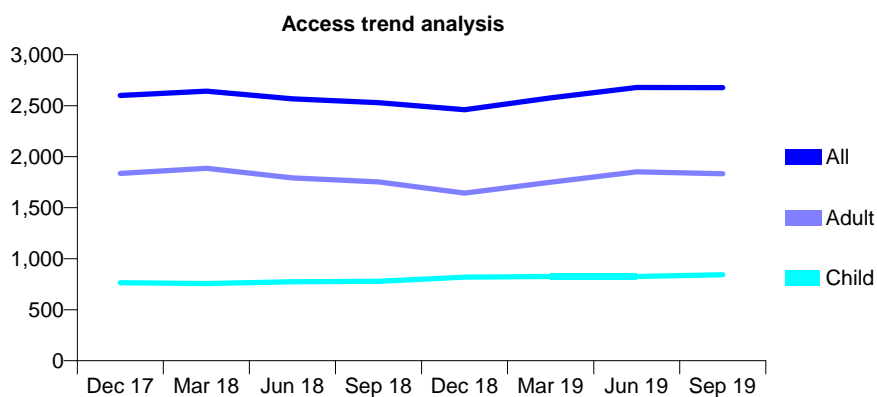
Q58 - Vital Signs At a Glance Contract Report for 146552/0001 - September 2019

Name or company name	Nadeem Rathore
Contract type name	GDS Contract
Purpose of contract	General
Contract start date	23/02/2015
Contract end date	

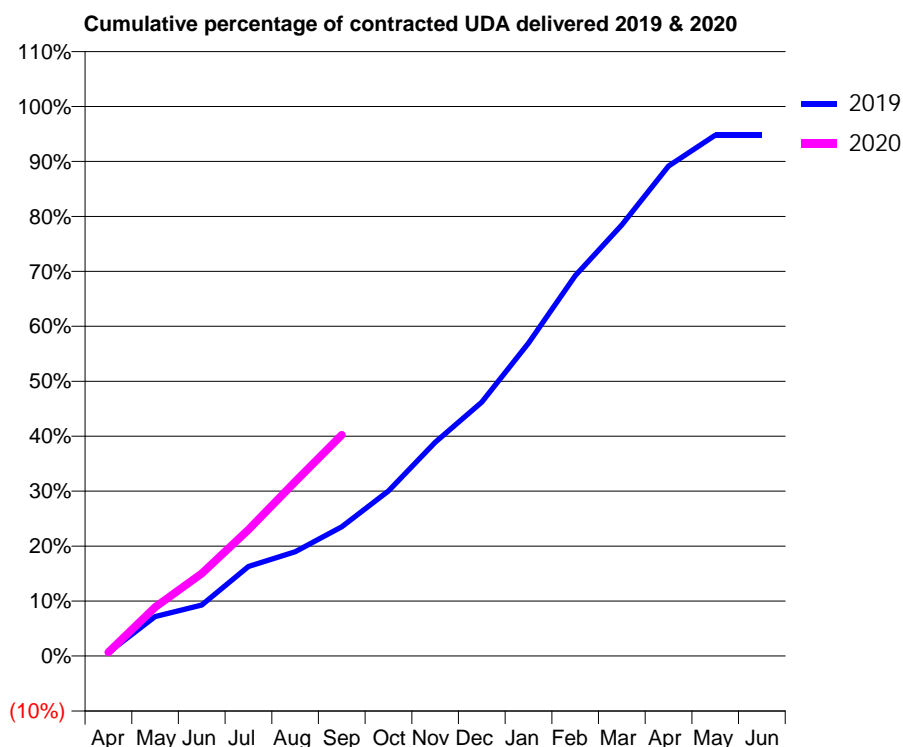
19/20 Contracted general activity (UDA)	6,279
Carry forward general activity (UDA)	0
19/20 Contracted orthodontic activity (UOA)	0
Carry forward orthodontic activity (UOA)	0
Baseline contract value	£142,847.80

ACCESS*

Patients seen in 24 months	Total	Change since previous quarter
Quarter ending September 2018	2,530	
Quarter ending December 2018	2,461	↓
Quarter ending March 2019	2,576	↑
Quarter ending June 2019	2,678	↑
Quarter ending September 2019	2,676	→
Variance since September 2018	5.8%	↑



ACTIVITY



Month	Adjusted Scheduled Activity (UDA)	
	2019	2020
April	41	43
May	450	559
June	583	942
July	1,023	1,444
August	1,191	1,992
September	1,478	2,525
October	1,888	
November	2,442	
December	2,901	
January	3,575	
February	4,347	
March	4,926	
April	5,599	
May	5,951	
June	5,951	

QUALITY

	Quantity	Base Number	Contract	AT	Region	England
% of FP17s for the same patient ID Re-attending within 3 months - Children	32	675	4.7%	10.9%	11.3%	11.5%
% of FP17s for the same patient ID Re-attending within 3 months - Adults	82	788	10.4%	14.3%	14.7%	15.4%
% of FP17s for the same patient ID Re-attending between 3 & 9 months - Children	443	675	65.6%	59.1%	60.8%	59.7%
% of FP17s for the same patient ID Re-attending between 3 & 9 months - Adults	204	788	25.9%	49.6%	52.8%	51.7%
% of FP17s for Band 1 Urgent Courses	180	1,019	17.7%	8.8%	8.2%	9.2%
% of FP17s Relating to Free Repair or Replacements	2	1,019	0.2%	0.6%	0.7%	0.7%
% of FP17s Relating to Continuations	0	1,019	0.0%	0.7%	0.8%	0.8%
% of Patients satisfied with the dentistry they have received	1	1	N/A	93.8%	93.2%	93.5%
% of Patients satisfied with the time they had to wait for an appointment	1	1	N/A	88.4%	88.5%	87.4%

* This is based on patients treated on this contract for their most recent course of treatment. Figures in italics indicate the base number of FP17s or Patient Questionnaire responses are less than 100. N/A is shown where the base number of responses is less than 10 during the period. % is calculated as Quantity/Base number*100

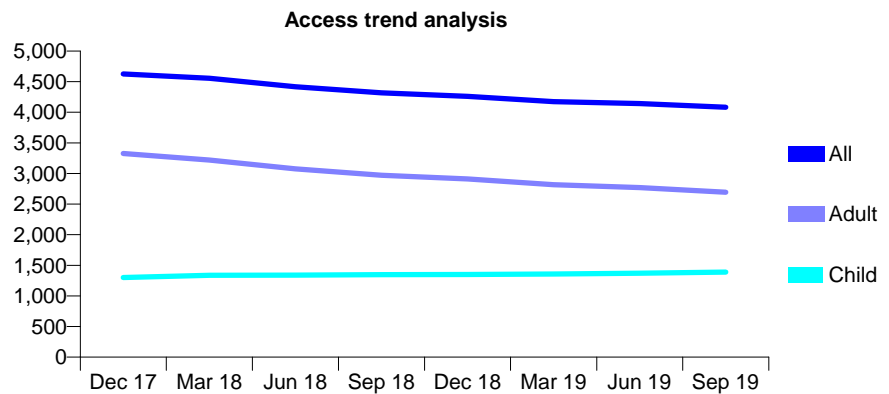
Q58 - Vital Signs At a Glance Contract Report for 147311/0001 - September 2019

Name or company name	Abington Dental Practice
Contract type name	GDS Contract
Purpose of contract	General
Contract start date	01/04/2014
Contract end date	

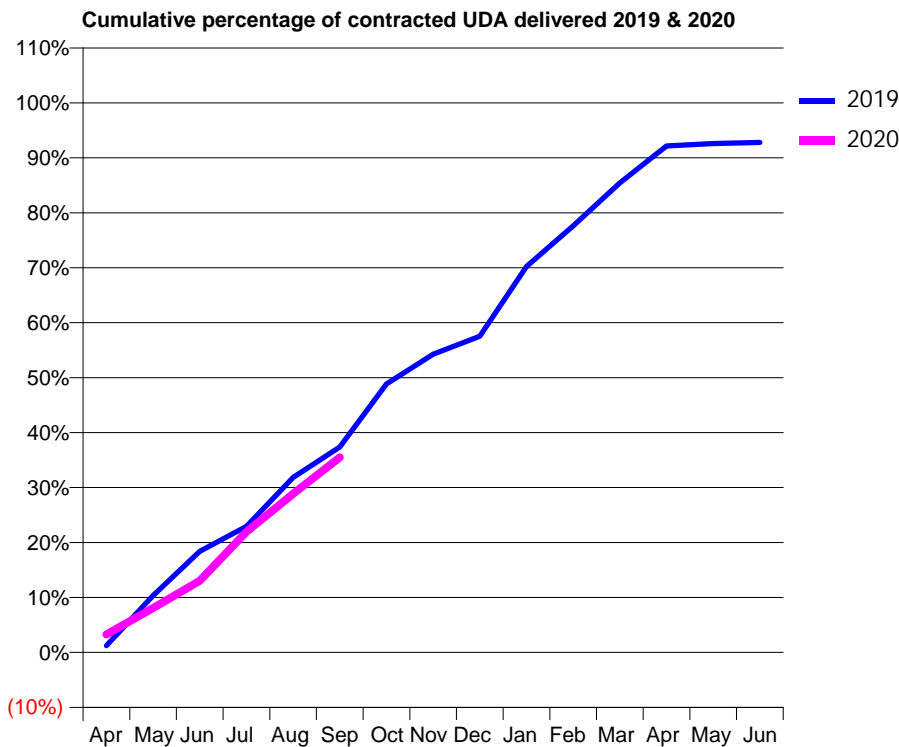
19/20 Contracted general activity (UDA)	15,504
Carry forward general activity (UDA)	0
19/20 Contracted orthodontic activity (UOA)	0
Carry forward orthodontic activity (UOA)	0
Baseline contract value	£404,276.13

ACCESS*

Patients seen in 24 months	Total	Change since previous quarter
Quarter ending September 2018	4,318	
Quarter ending December 2018	4,261	↓
Quarter ending March 2019	4,173	↓
Quarter ending June 2019	4,142	→
Quarter ending September 2019	4,082	↓
Variance since September 2018	(5.5%)	↓



ACTIVITY



Month	2019	2020
April	194	511
May	1,606	1,254
June	2,854	2,023
July	3,556	3,403
August	4,937	4,477
September	5,798	5,501
October	7,574	
November	8,413	
December	8,919	
January	10,886	
February	12,034	
March	13,245	
April	14,288	
May	14,356	
June	14,388	

QUALITY

	Quantity	Base Number	Contract	AT	Region	England
% of FP17s for the same patient ID Re-attending within 3 months - Children	143	1,214	11.8%	10.9%	11.3%	11.5%
% of FP17s for the same patient ID Re-attending within 3 months - Adults	366	2,079	17.6%	14.3%	14.7%	15.4%
% of FP17s for the same patient ID Re-attending between 3 & 9 months - Children	800	1,214	65.9%	59.1%	60.8%	59.7%
% of FP17s for the same patient ID Re-attending between 3 & 9 months - Adults	1,369	2,079	65.8%	49.6%	52.8%	51.7%
% of FP17s for Band 1 Urgent Courses	188	2,890	6.5%	8.8%	8.2%	9.2%
% of FP17s Relating to Free Repair or Replacements	21	2,890	0.7%	0.6%	0.7%	0.7%
% of FP17s Relating to Continuations	11	2,890	0.4%	0.7%	0.8%	0.8%
% of Patients satisfied with the dentistry they have received	5	6	N/A	93.8%	93.2%	93.5%
% of Patients satisfied with the time they had to wait for an appointment	5	6	N/A	88.4%	88.5%	87.4%

* This is based on patients treated on this contract for their most recent course of treatment. Figures in italics indicate the base number of FP17s or Patient Questionnaire responses are less than 100. N/A is shown where the base number of responses is less than 10 during the period. % is calculated as Quantity/Base number*100

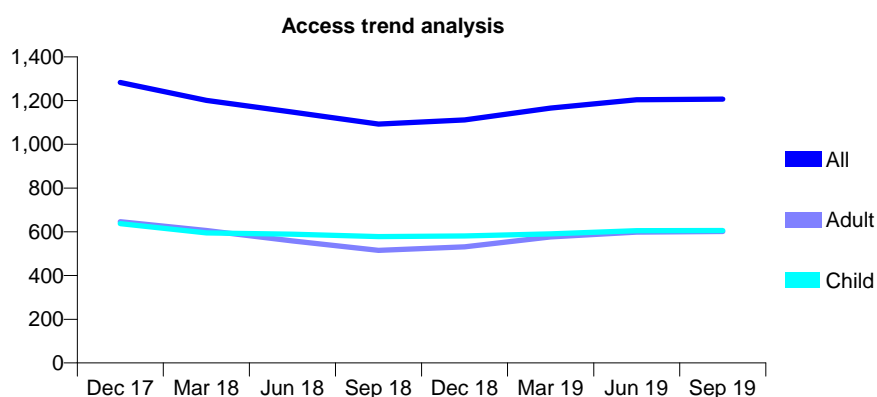
Q58 - Vital Signs At a Glance Contract Report for 147893/0001 - September 2019

Name or company name	Hockerill Dental Practice
Contract type name	GDS Contract
Purpose of contract	General
Contract start date	01/10/2013
Contract end date	

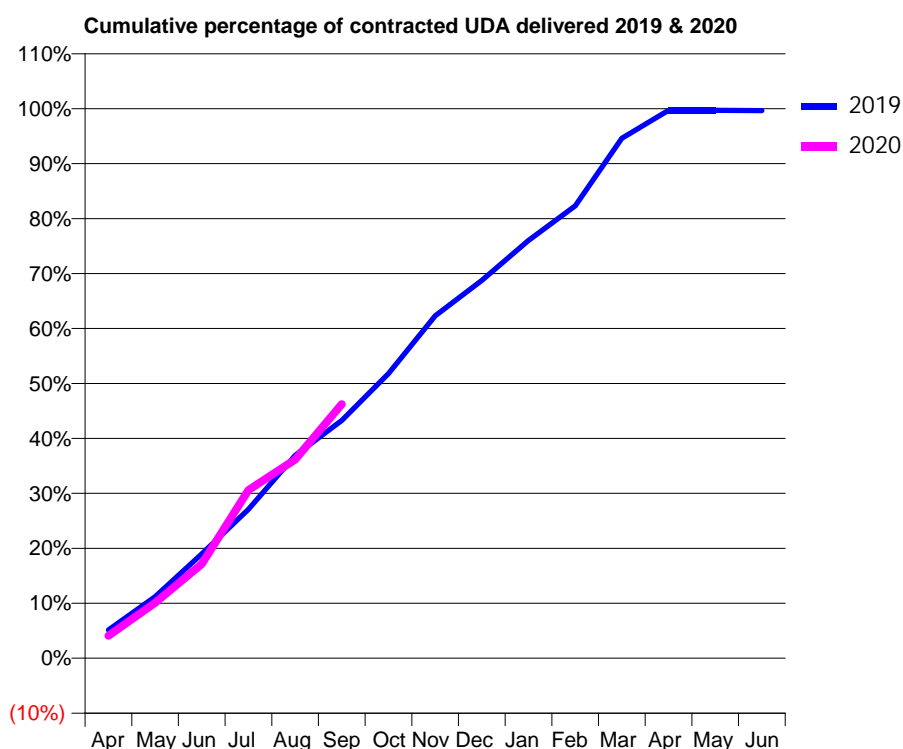
19/20 Contracted general activity (UDA)	2,475
Carry forward general activity (UDA)	0
19/20 Contracted orthodontic activity (UOA)	0
Carry forward orthodontic activity (UOA)	0
Baseline contract value	£72,352.87

ACCESS*

Patients seen in 24 months	Total	Change since previous quarter
Quarter ending September 2018	1,093	
Quarter ending December 2018	1,112	→
Quarter ending March 2019	1,166	↑
Quarter ending June 2019	1,204	↑
Quarter ending September 2019	1,207	→
Variance since September 2018	10.4%	↑



ACTIVITY



Month	2019	2020
April	127	101
May	277	250
June	470	425
July	670	757
August	914	895
September	1,070	1,145
October	1,282	
November	1,542	
December	1,701	
January	1,882	
February	2,037	
March	2,342	
April	2,468	
May	2,468	
June	2,467	

QUALITY

	Quantity	Base Number	Contract	AT	Region	England
% of FP17s for the same patient ID Re-attending within 3 months - Children	28	475	5.9%	10.9%	11.3%	11.5%
% of FP17s for the same patient ID Re-attending within 3 months - Adults	30	365	8.2%	14.3%	14.7%	15.4%
% of FP17s for the same patient ID Re-attending between 3 & 9 months - Children	295	475	62.1%	59.1%	60.8%	59.7%
% of FP17s for the same patient ID Re-attending between 3 & 9 months - Adults	182	365	49.9%	49.6%	52.8%	51.7%
% of FP17s for Band 1 Urgent Courses	28	770	3.6%	8.8%	8.2%	9.2%
% of FP17s Relating to Free Repair or Replacements	0	770	0.0%	0.6%	0.7%	0.7%
% of FP17s Relating to Continuations	10	770	1.3%	0.7%	0.8%	0.8%
% of Patients satisfied with the dentistry they have received	0	0	N/A	93.8%	93.2%	93.5%
% of Patients satisfied with the time they had to wait for an appointment	0	0	N/A	88.4%	88.5%	87.4%

* This is based on patients treated on this contract for their most recent course of treatment.

Figures in italics indicate the base number of FP17s or Patient Questionnaire responses are less than 100. N/A is shown where the base number of responses is less than 10 during the period. % is calculated as Quantity/Base number*100

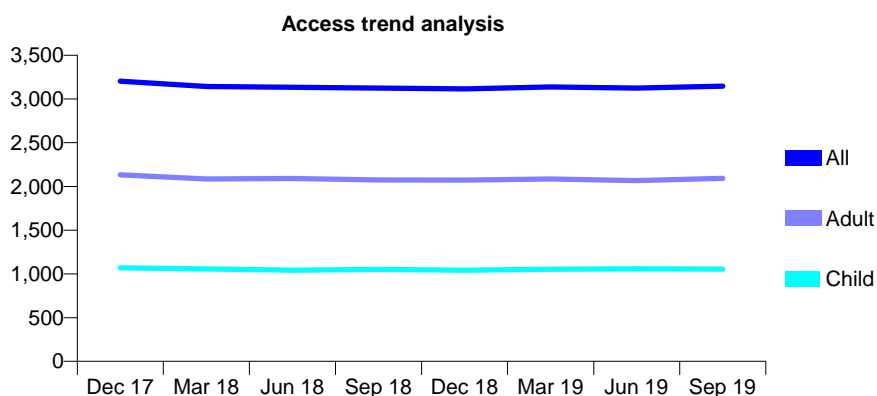
Q58 - Vital Signs At a Glance Contract Report for 147915/0001 - September 2019

Name or company name	Marford Dental Practice
Contract type name	GDS Contract
Purpose of contract	General
Contract start date	13/05/2015
Contract end date	

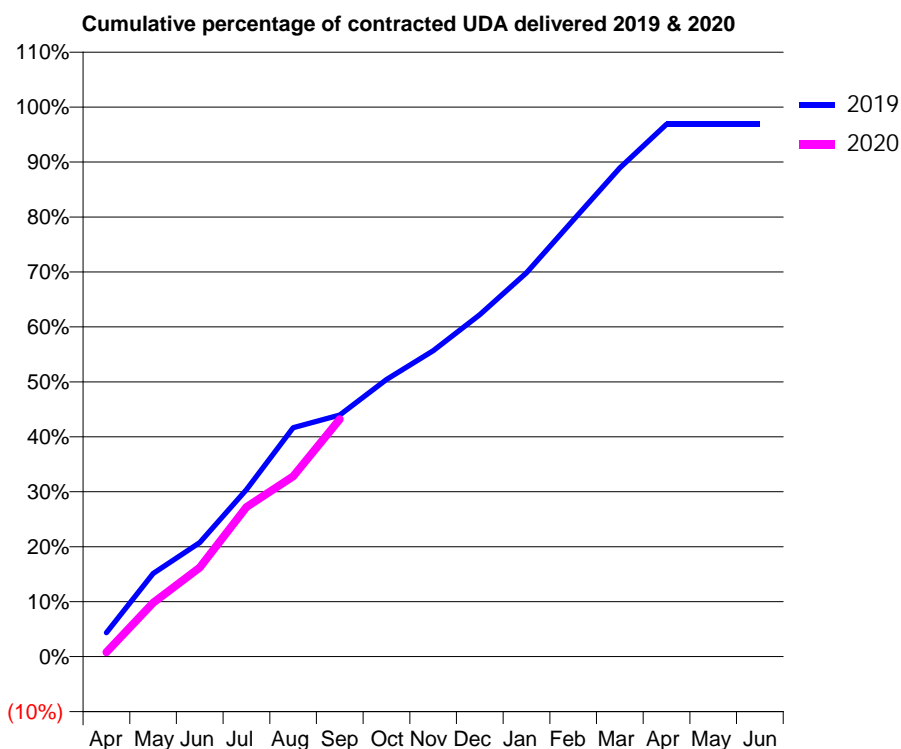
19/20 Contracted general activity (UDA)	9,281
Carry forward general activity (UDA)	0
19/20 Contracted orthodontic activity (UOA)	0
Carry forward orthodontic activity (UOA)	0
Baseline contract value	£265,871.11

ACCESS*

Patients seen in 24 months	Total	Change since previous quarter
Quarter ending September 2018	3,126	
Quarter ending December 2018	3,116	→
Quarter ending March 2019	3,138	→
Quarter ending June 2019	3,126	→
Quarter ending September 2019	3,147	→
Variance since September 2018	0.7%	→



ACTIVITY



Month	Adjusted Scheduled Activity (UDA)	
	2019	2020
April	404	75
May	1,404	910
June	1,926	1,506
July	2,821	2,526
August	3,865	3,046
September	4,080	4,010
October	4,682	
November	5,165	
December	5,773	
January	6,483	
February	7,372	
March	8,253	
April	8,993	
May	8,993	
June	8,993	

QUALITY

	Quantity	Base Number	Contract	AT	Region	England
% of FP17s for the same patient ID Re-attending within 3 months - Children	47	860	5.5%	10.9%	11.3%	11.5%
% of FP17s for the same patient ID Re-attending within 3 months - Adults	286	1,600	17.9%	14.3%	14.7%	15.4%
% of FP17s for the same patient ID Re-attending between 3 & 9 months - Children	445	860	51.7%	59.1%	60.8%	59.7%
% of FP17s for the same patient ID Re-attending between 3 & 9 months - Adults	688	1,600	43.0%	49.6%	52.8%	51.7%
% of FP17s for Band 1 Urgent Courses	138	2,153	6.4%	8.8%	8.2%	9.2%
% of FP17s Relating to Free Repair or Replacements	8	2,153	0.4%	0.6%	0.7%	0.7%
% of FP17s Relating to Continuations	52	2,153	2.4%	0.7%	0.8%	0.8%
% of Patients satisfied with the dentistry they have received	2	3	N/A	93.8%	93.2%	93.5%
% of Patients satisfied with the time they had to wait for an appointment	3	3	N/A	88.4%	88.5%	87.4%

* This is based on patients treated on this contract for their most recent course of treatment. Figures in italics indicate the base number of FP17s or Patient Questionnaire responses are less than 100. N/A is shown where the base number of responses is less than 10 during the period. % is calculated as Quantity/Base number*100

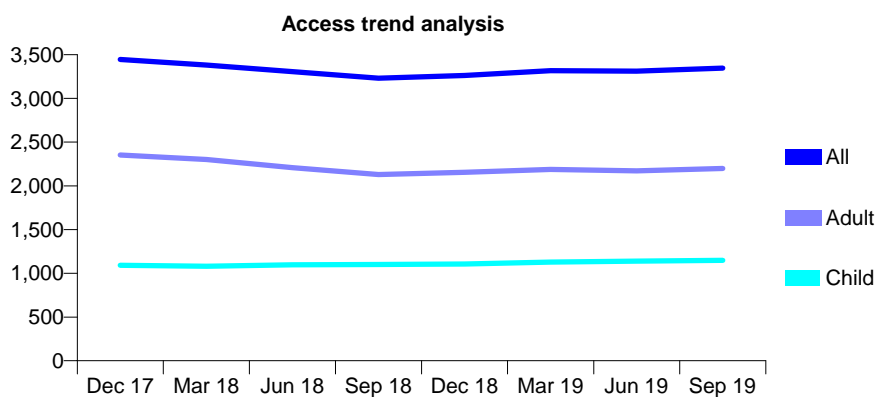
Q58 - Vital Signs At a Glance Contract Report for 149004/0002 - September 2019

Name or company name	Greenleaves Dental Practice
Contract type name	GDS Contract
Purpose of contract	General
Contract start date	01/02/2009
Contract end date	

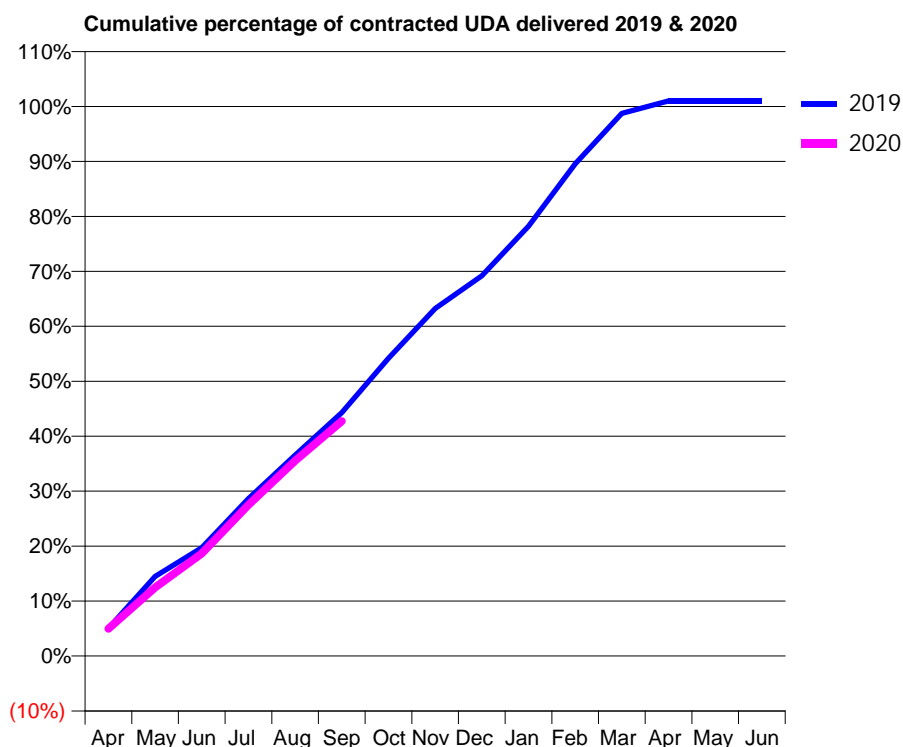
19/20 Contracted general activity (UDA)	7,150
Carry forward general activity (UDA)	0
19/20 Contracted orthodontic activity (UOA)	0
Carry forward orthodontic activity (UOA)	0
Baseline contract value	£183,114.02

ACCESS*

Patients seen in 24 months	Total	Change since previous quarter
Quarter ending September 2018	3,231	
Quarter ending December 2018	3,263	→
Quarter ending March 2019	3,316	→
Quarter ending June 2019	3,311	→
Quarter ending September 2019	3,347	→
Variance since September 2018	3.6%	↑



ACTIVITY



Month	Adjusted Scheduled Activity (UDA)	
	2019	2020
April	361	354
May	1,037	893
June	1,410	1,333
July	2,049	1,967
August	2,614	2,541
September	3,166	3,056
October	3,874	
November	4,521	
December	4,946	
January	5,592	
February	6,403	
March	7,059	
April	7,223	
May	7,223	
June	7,223	

QUALITY

	Quantity	Base Number	Contract	AT	Region	England
% of FP17s for the same patient ID Re-attending within 3 months - Children	79	773	10.2%	10.9%	11.3%	11.5%
% of FP17s for the same patient ID Re-attending within 3 months - Adults	177	1,226	14.4%	14.3%	14.7%	15.4%
% of FP17s for the same patient ID Re-attending between 3 & 9 months - Children	389	773	50.3%	59.1%	60.8%	59.7%
% of FP17s for the same patient ID Re-attending between 3 & 9 months - Adults	470	1,226	38.3%	49.6%	52.8%	51.7%
% of FP17s for Band 1 Urgent Courses	131	1,560	8.4%	8.8%	8.2%	9.2%
% of FP17s Relating to Free Repair or Replacements	7	1,560	0.4%	0.6%	0.7%	0.7%
% of FP17s Relating to Continuations	5	1,560	0.3%	0.7%	0.8%	0.8%
% of Patients satisfied with the dentistry they have received	0	0	N/A	93.8%	93.2%	93.5%
% of Patients satisfied with the time they had to wait for an appointment	0	0	N/A	88.4%	88.5%	87.4%

* This is based on patients treated on this contract for their most recent course of treatment. Figures in italics indicate the base number of FP17s or Patient Questionnaire responses are less than 100. N/A is shown where the base number of responses is less than 10 during the period. % is calculated as Quantity/Base number*100

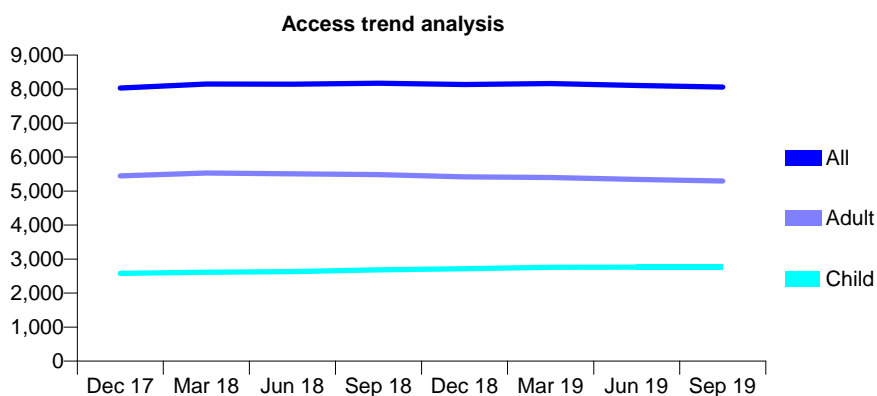
Q58 - Vital Signs At a Glance Contract Report for 149772/0001 - September 2019

Name or company name	Vogue Dental Care
Contract type name	GDS Contract
Purpose of contract	General
Contract start date	01/11/2010
Contract end date	

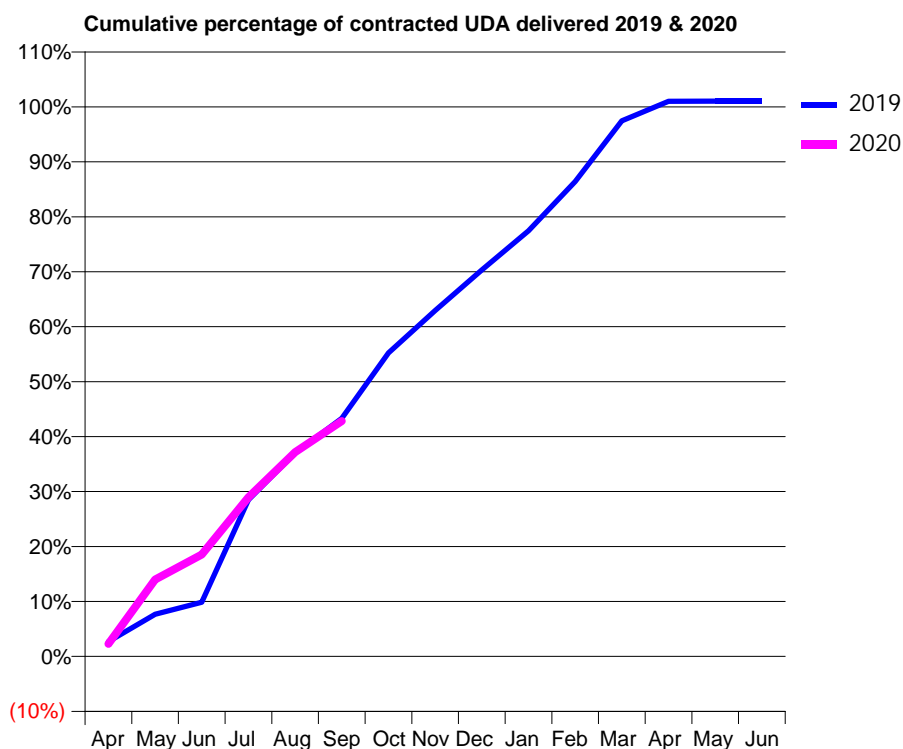
19/20 Contracted general activity (UDA)	19,156
Carry forward general activity (UDA)	0
19/20 Contracted orthodontic activity (UOA)	0
Carry forward orthodontic activity (UOA)	0
Baseline contract value	£671,493.28

ACCESS*

Patients seen in 24 months	Total	Change since previous quarter
Quarter ending September 2018	8,170	
Quarter ending December 2018	8,137	→
Quarter ending March 2019	8,163	→
Quarter ending June 2019	8,106	→
Quarter ending September 2019	8,062	→
Variance since September 2018	(1.3%)	↓



ACTIVITY



Month	Adjusted Scheduled Activity (UDA)	
	2019	2020
April	517	438
May	1,470	2,681
June	1,888	3,554
July	5,459	5,550
August	7,091	7,123
September	8,298	8,204
October	10,576	
November	12,062	
December	13,469	
January	14,834	
February	16,556	
March	18,665	
April	19,351	
May	19,353	
June	19,352	

QUALITY

	Quantity	Base Number	Contract	AT	Region	England
% of FP17s for the same patient ID Re-attending within 3 months - Children	235	2,115	11.1%	10.9%	11.3%	11.5%
% of FP17s for the same patient ID Re-attending within 3 months - Adults	582	3,410	17.1%	14.3%	14.7%	15.4%
% of FP17s for the same patient ID Re-attending between 3 & 9 months - Children	1,297	2,115	61.3%	59.1%	60.8%	59.7%
% of FP17s for the same patient ID Re-attending between 3 & 9 months - Adults	1,826	3,410	53.5%	49.6%	52.8%	51.7%
% of FP17s for Band 1 Urgent Courses	309	4,654	6.6%	8.8%	8.2%	9.2%
% of FP17s Relating to Free Repair or Replacements	33	4,654	0.7%	0.6%	0.7%	0.7%
% of FP17s Relating to Continuations	6	4,654	0.1%	0.7%	0.8%	0.8%
% of Patients satisfied with the dentistry they have received	3	3	N/A	93.8%	93.2%	93.5%
% of Patients satisfied with the time they had to wait for an appointment	3	3	N/A	88.4%	88.5%	87.4%

* This is based on patients treated on this contract for their most recent course of treatment. Figures in italics indicate the base number of FP17s or Patient Questionnaire responses are less than 100. N/A is shown where the base number of responses is less than 10 during the period. % is calculated as Quantity/Base number*100

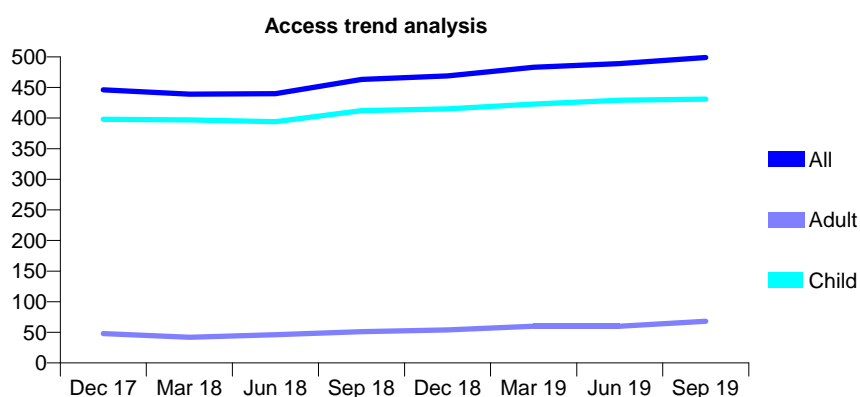
Q58 - Vital Signs At a Glance Contract Report for 150002/0001 - September 2019

Name or company name	Smilecraft Dental Care
Contract type name	GDS Contract
Purpose of contract	General
Contract start date	01/09/2012
Contract end date	

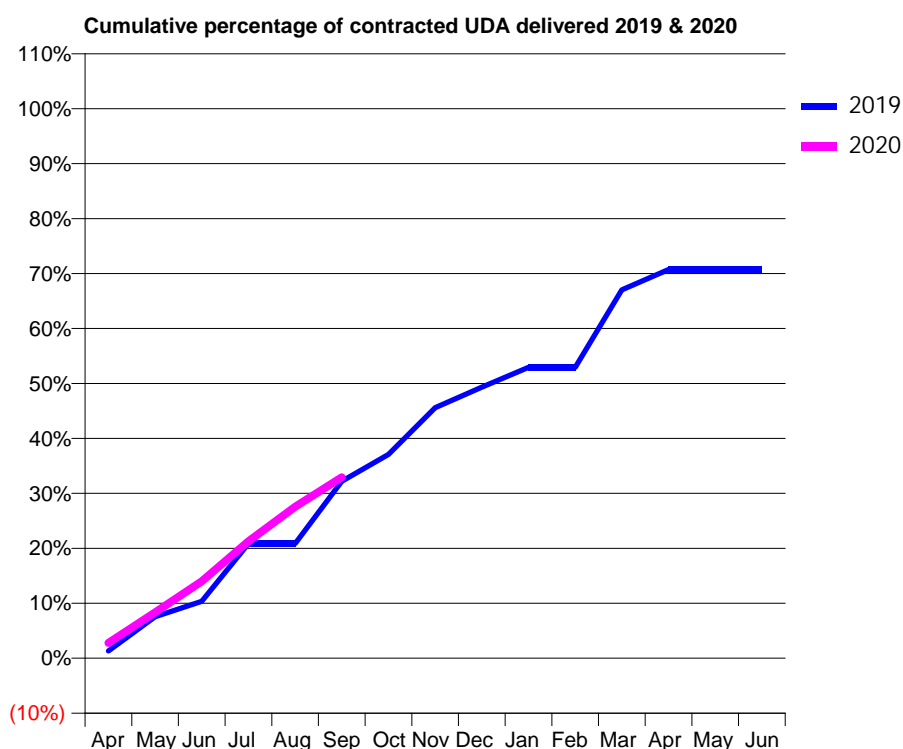
19/20 Contracted general activity (UDA)	1,800
Carry forward general activity (UDA)	0
19/20 Contracted orthodontic activity (UOA)	0
Carry forward orthodontic activity (UOA)	0
Baseline contract value	£47,429.93

ACCESS*

Patients seen in 24 months	Total	Change since previous quarter
Quarter ending September 2018	463	
Quarter ending December 2018	469	→
Quarter ending March 2019	483	↑
Quarter ending June 2019	489	→
Quarter ending September 2019	499	↑
Variance since September 2018	7.8%	↑



ACTIVITY



Month	2019	2020
April	24	50
May	136	150
June	186	252
July	376	383
August	376	496
September	579	593
October	668	
November	821	
December	888	
January	953	
February	953	
March	1,207	
April	1,273	
May	1,273	
June	1,273	

QUALITY

	Quantity	Base Number	Contract	AT	Region	England
% of FP17s for the same patient ID Re-attending within 3 months - Children	31	497	6.2%	10.9%	11.3%	11.5%
% of FP17s for the same patient ID Re-attending within 3 months - Adults	2	27	7.4%	14.3%	14.7%	15.4%
% of FP17s for the same patient ID Re-attending between 3 & 9 months - Children	385	497	77.5%	59.1%	60.8%	59.7%
% of FP17s for the same patient ID Re-attending between 3 & 9 months - Adults	21	27	77.8%	49.6%	52.8%	51.7%
% of FP17s for Band 1 Urgent Courses	13	474	2.7%	8.8%	8.2%	9.2%
% of FP17s Relating to Free Repair or Replacements	0	474	0.0%	0.6%	0.7%	0.7%
% of FP17s Relating to Continuations	1	474	0.2%	0.7%	0.8%	0.8%
% of Patients satisfied with the dentistry they have received	0	0	N/A	93.8%	93.2%	93.5%
% of Patients satisfied with the time they had to wait for an appointment	0	0	N/A	88.4%	88.5%	87.4%

* This is based on patients treated on this contract for their most recent course of treatment.

Figures in italics indicate the base number of FP17s or Patient Questionnaire responses are less than 100. N/A is shown where the base number of responses is less than 10 during the period. % is calculated as Quantity/Base number*100

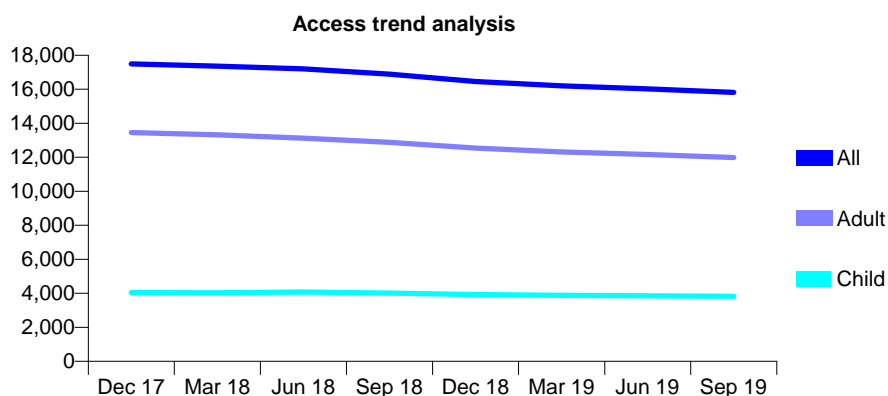
Q58 - Vital Signs At a Glance Contract Report for 150592/0001 - September 2019

Name or company name	Flitwick Dental Group
Contract type name	GDS Contract
Purpose of contract	General
Contract start date	14/08/2014
Contract end date	

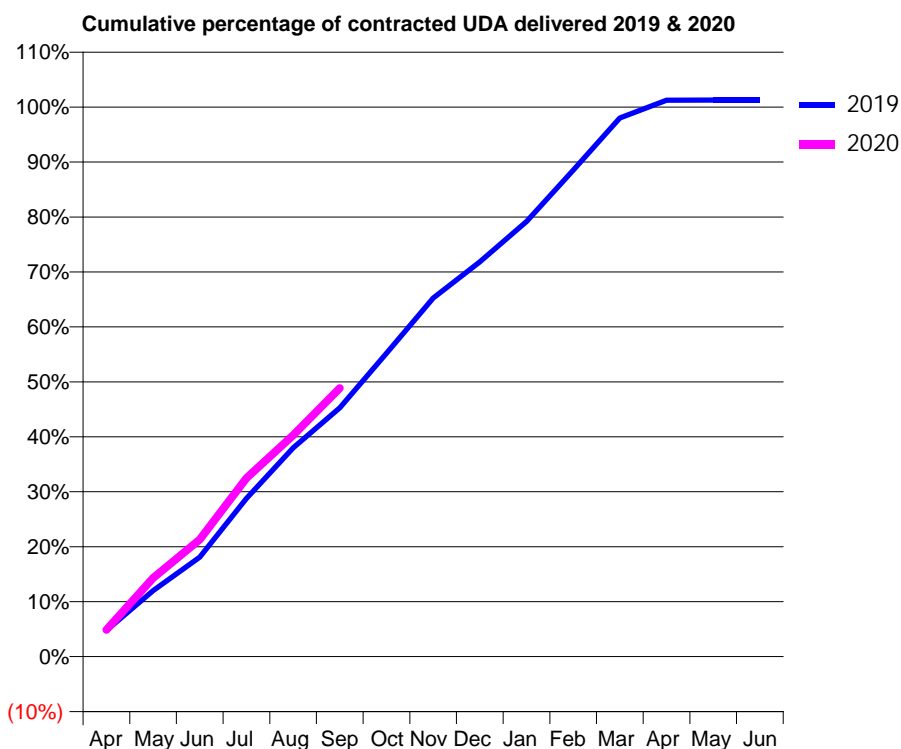
19/20 Contracted general activity (UDA)	40,361
Carry forward general activity (UDA)	0
19/20 Contracted orthodontic activity (UOA)	0
Carry forward orthodontic activity (UOA)	0
Baseline contract value	£927,875.40

ACCESS*

Patients seen in 24 months	Total	Change since previous quarter
Quarter ending September 2018	16,892	
Quarter ending December 2018	16,460	↓
Quarter ending March 2019	16,197	↓
Quarter ending June 2019	16,020	↓
Quarter ending September 2019	15,813	↓
Variance since September 2018	(6.4%)	↓



ACTIVITY



Month	Adjusted Scheduled Activity (UDA)	
	2019	2020
April	1,928	1,974
May	4,853	5,787
June	7,306	8,609
July	11,623	13,115
August	15,330	16,261
September	18,269	19,725
October	22,282	
November	26,330	
December	28,985	
January	31,957	
February	35,727	
March	39,555	
April	40,861	
May	40,879	
June	40,880	

QUALITY

	Quantity	Base Number	Contract	AT	Region	England
% of FP17s for the same patient ID Re-attending within 3 months - Children	197	2,740	7.2%	10.9%	11.3%	11.5%
% of FP17s for the same patient ID Re-attending within 3 months - Adults	932	6,628	14.1%	14.3%	14.7%	15.4%
% of FP17s for the same patient ID Re-attending between 3 & 9 months - Children	1,505	2,740	54.9%	59.1%	60.8%	59.7%
% of FP17s for the same patient ID Re-attending between 3 & 9 months - Adults	2,342	6,628	35.3%	49.6%	52.8%	51.7%
% of FP17s for Band 1 Urgent Courses	849	8,806	9.6%	8.8%	8.2%	9.2%
% of FP17s Relating to Free Repair or Replacements	48	8,806	0.5%	0.6%	0.7%	0.7%
% of FP17s Relating to Continuations	36	8,806	0.4%	0.7%	0.8%	0.8%
% of Patients satisfied with the dentistry they have received	3	3	N/A	93.8%	93.2%	93.5%
% of Patients satisfied with the time they had to wait for an appointment	3	3	N/A	88.4%	88.5%	87.4%

* This is based on patients treated on this contract for their most recent course of treatment. Figures in italics indicate the base number of FP17s or Patient Questionnaire responses are less than 100. N/A is shown where the base number of responses is less than 10 during the period. % is calculated as Quantity/Base number*100

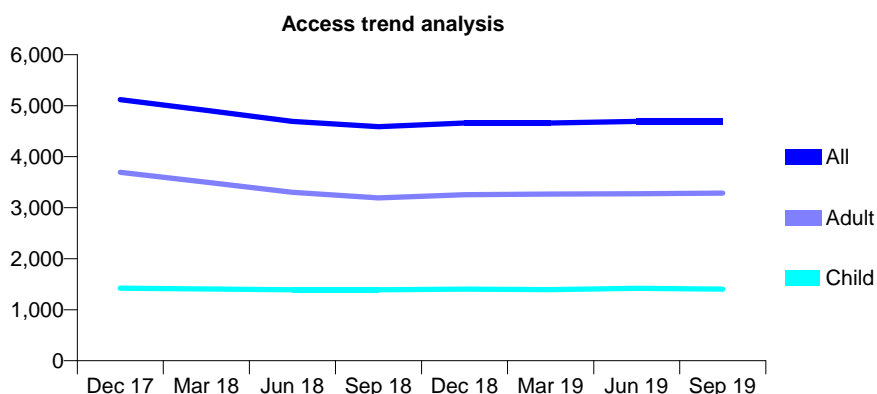
Q58 - Vital Signs At a Glance Contract Report for 151440/0001 - September 2019

Name or company name	Obex Partners Ltd
Contract type name	GDS Contract
Purpose of contract	General
Contract start date	01/11/2007
Contract end date	

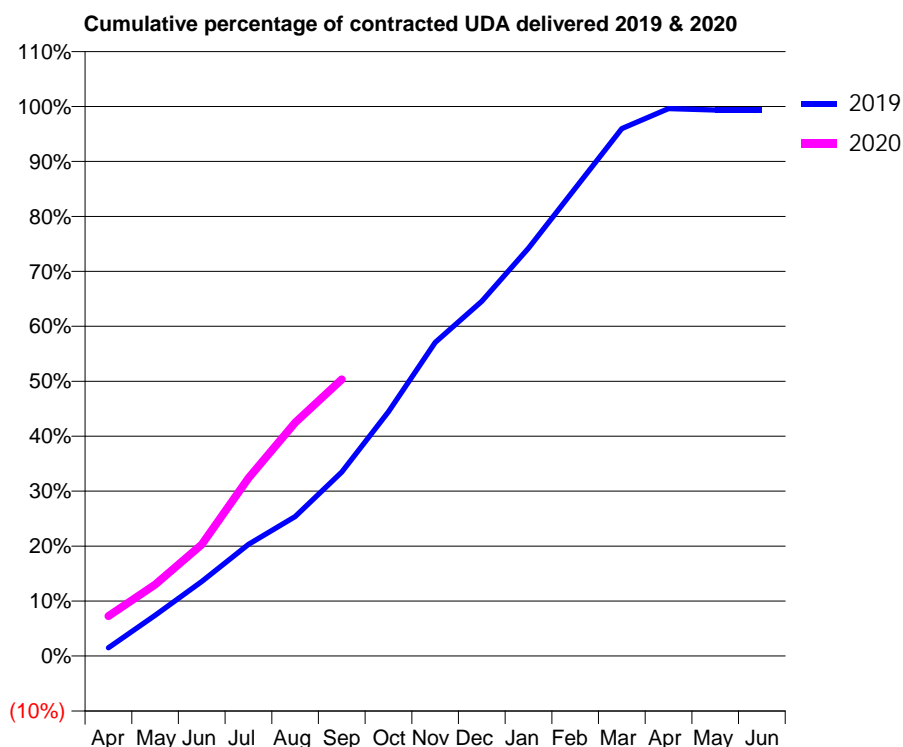
19/20 Contracted general activity (UDA)	12,324
Carry forward general activity (UDA)	0
19/20 Contracted orthodontic activity (UOA)	0
Carry forward orthodontic activity (UOA)	0
Baseline contract value	£367,903.80

ACCESS*

Patients seen in 24 months	Total	Change since previous quarter
Quarter ending September 2018	4,586	
Quarter ending December 2018	4,661	→
Quarter ending March 2019	4,660	→
Quarter ending June 2019	4,692	→
Quarter ending September 2019	4,692	→
Variance since September 2018	2.3%	↑



ACTIVITY



Month	Adjusted Scheduled Activity (UDA)	
	2019	2020
April	188	896
May	913	1,602
June	1,670	2,497
July	2,504	3,988
August	3,126	5,235
September	4,127	6,205
October	5,476	
November	7,033	
December	7,958	
January	9,148	
February	10,491	
March	11,827	
April	12,275	
May	12,246	
June	12,242	

QUALITY

	Quantity	Base Number	Contract	AT	Region	England
% of FP17s for the same patient ID Re-attending within 3 months - Children	124	1,306	9.5%	10.9%	11.3%	11.5%
% of FP17s for the same patient ID Re-attending within 3 months - Adults	287	2,600	11.0%	14.3%	14.7%	15.4%
% of FP17s for the same patient ID Re-attending between 3 & 9 months - Children	978	1,306	74.9%	59.1%	60.8%	59.7%
% of FP17s for the same patient ID Re-attending between 3 & 9 months - Adults	1,796	2,600	69.1%	49.6%	52.8%	51.7%
% of FP17s for Band 1 Urgent Courses	201	3,688	5.5%	8.8%	8.2%	9.2%
% of FP17s Relating to Free Repair or Replacements	11	3,688	0.3%	0.6%	0.7%	0.7%
% of FP17s Relating to Continuations	0	3,688	0.0%	0.7%	0.8%	0.8%
% of Patients satisfied with the dentistry they have received	2	2	N/A	93.8%	93.2%	93.5%
% of Patients satisfied with the time they had to wait for an appointment	2	2	N/A	88.4%	88.5%	87.4%

* This is based on patients treated on this contract for their most recent course of treatment. Figures in italics indicate the base number of FP17s or Patient Questionnaire responses are less than 100. N/A is shown where the base number of responses is less than 10 during the period. % is calculated as Quantity/Base number*100

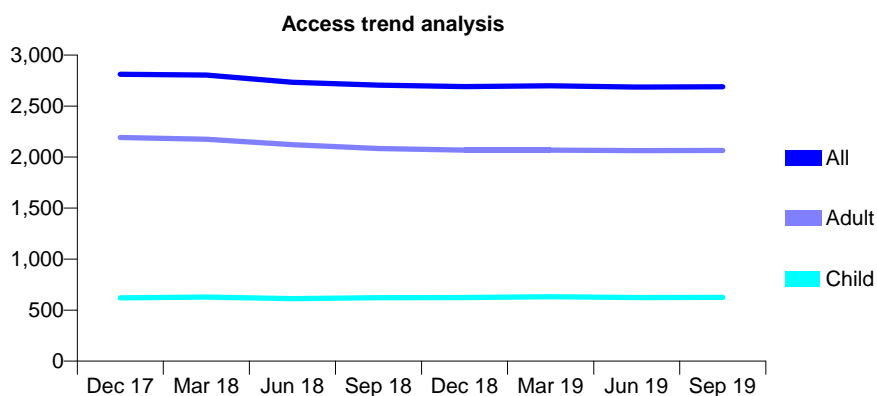
Q58 - Vital Signs At a Glance Contract Report for 152706/0001 - September 2019

Name or company name	R Patel & Associate
Contract type name	GDS Contract
Purpose of contract	General
Contract start date	01/04/2008
Contract end date	

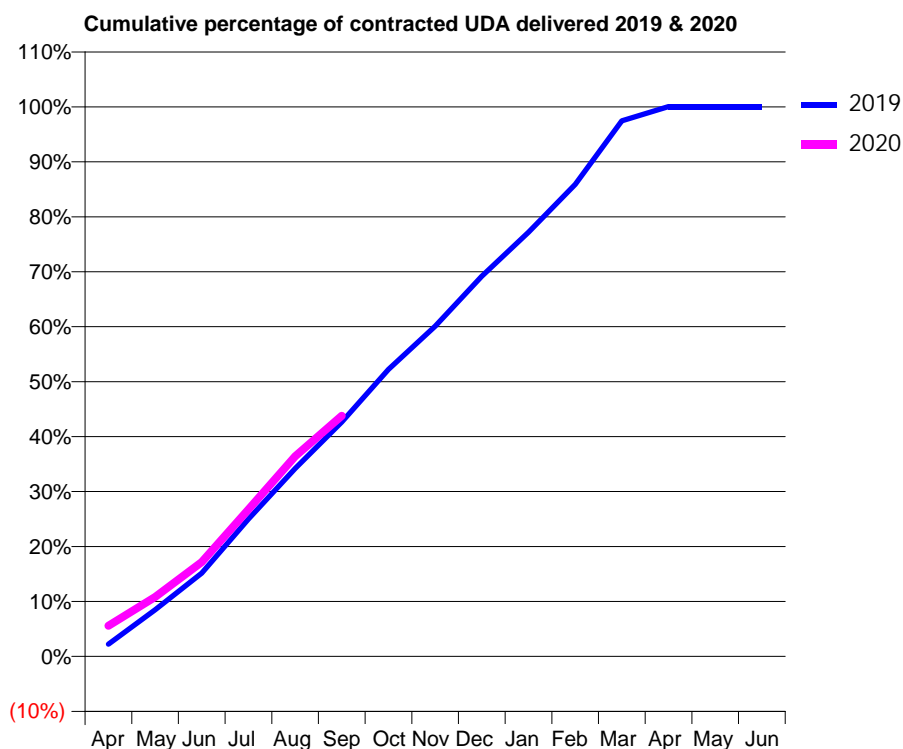
19/20 Contracted general activity (UDA)	6,257
Carry forward general activity (UDA)	0
19/20 Contracted orthodontic activity (UOA)	0
Carry forward orthodontic activity (UOA)	0
Baseline contract value	£170,135.44

ACCESS*

Patients seen in 24 months	Total	Change since previous quarter
Quarter ending September 2018	2,705	
Quarter ending December 2018	2,691	→
Quarter ending March 2019	2,699	→
Quarter ending June 2019	2,686	→
Quarter ending September 2019	2,690	→
Variance since September 2018	(0.6%)	→



ACTIVITY



Adjusted Scheduled Activity (UDA)		
Month	2019	2020
April	141	350
May	532	678
June	948	1,075
July	1,564	1,674
August	2,140	2,278
September	2,668	2,740
October	3,268	
November	3,761	
December	4,328	
January	4,829	
February	5,374	
March	6,097	
April	6,260	
May	6,260	
June	6,260	

QUALITY

	Quantity	Base Number	Contract	AT	Region	England
% of FP17s for the same patient ID Re-attending within 3 months - Children	34	470	7.2%	10.9%	11.3%	11.5%
% of FP17s for the same patient ID Re-attending within 3 months - Adults	134	1,338	10.0%	14.3%	14.7%	15.4%
% of FP17s for the same patient ID Re-attending between 3 & 9 months - Children	306	470	65.1%	59.1%	60.8%	59.7%
% of FP17s for the same patient ID Re-attending between 3 & 9 months - Adults	810	1,338	60.5%	49.6%	52.8%	51.7%
% of FP17s for Band 1 Urgent Courses	91	1,713	5.3%	8.8%	8.2%	9.2%
% of FP17s Relating to Free Repair or Replacements	5	1,713	0.3%	0.6%	0.7%	0.7%
% of FP17s Relating to Continuations	7	1,713	0.4%	0.7%	0.8%	0.8%
% of Patients satisfied with the dentistry they have received	0	0	N/A	93.8%	93.2%	93.5%
% of Patients satisfied with the time they had to wait for an appointment	0	0	N/A	88.4%	88.5%	87.4%

* This is based on patients treated on this contract for their most recent course of treatment. Figures in italics indicate the base number of FP17s or Patient Questionnaire responses are less than 100. N/A is shown where the base number of responses is less than 10 during the period. % is calculated as Quantity/Base number*100

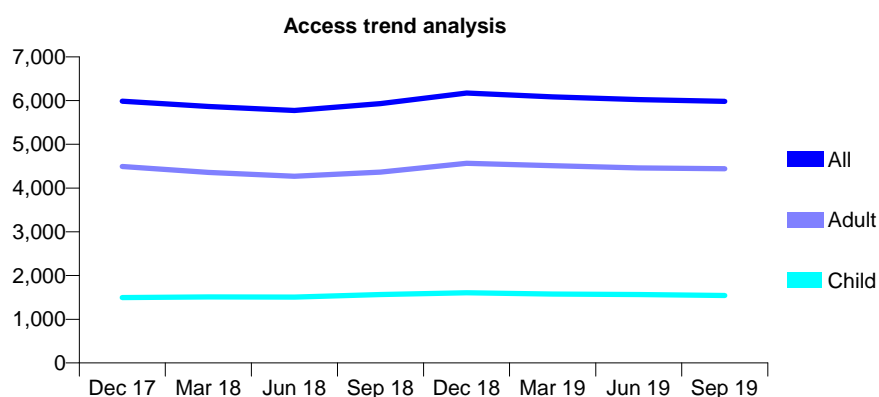
Q58 - Vital Signs At a Glance Contract Report for 153052/0002 - September 2019

Name or company name	Dentalcare (Southern) Limited
Contract type name	PDS Contract
Purpose of contract	General
Contract start date	01/04/2013
Contract end date	31/03/2023

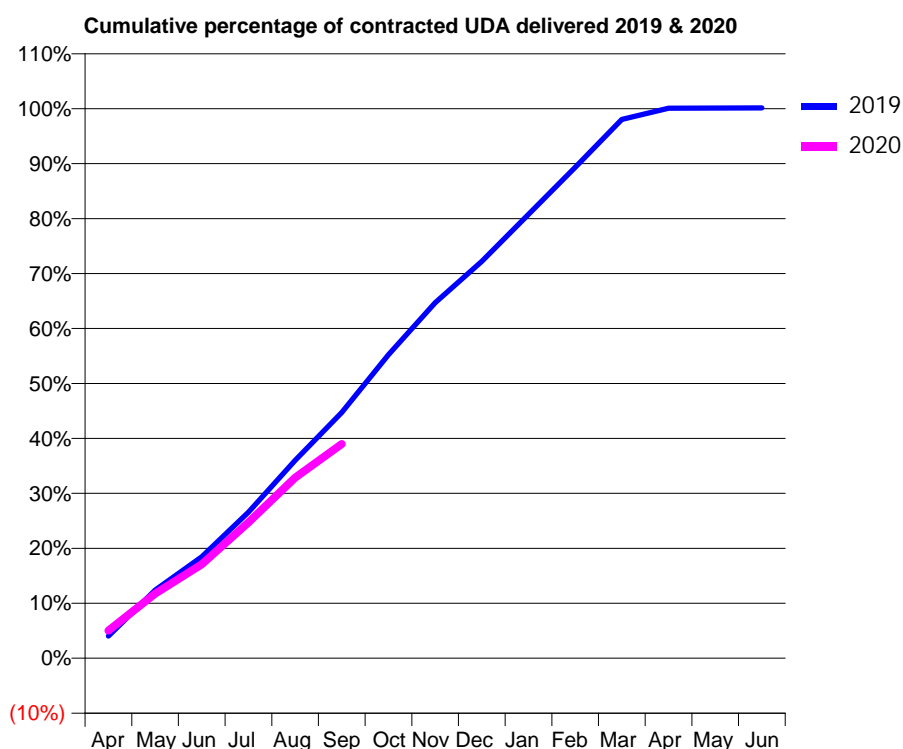
19/20 Contracted general activity (UDA)	15,000
Carry forward general activity (UDA)	-19
19/20 Contracted orthodontic activity (UOA)	0
Carry forward orthodontic activity (UOA)	0
Baseline contract value	£370,250.32

ACCESS*

Patients seen in 24 months	Total	Change since previous quarter
Quarter ending September 2018	5,931	
Quarter ending December 2018	6,173	↑
Quarter ending March 2019	6,085	↓
Quarter ending June 2019	6,023	↓
Quarter ending September 2019	5,983	→
Variance since September 2018	0.9%	→



ACTIVITY



Adjusted Scheduled Activity (UDA)		
Month	2019	2020
April	607	754
May	1,859	1,763
June	2,769	2,564
July	3,989	3,708
August	5,404	4,929
September	6,708	5,849
October	8,281	
November	9,702	
December	10,830	
January	12,117	
February	13,402	
March	14,703	
April	15,013	
May	15,016	
June	15,019	

QUALITY

	Quantity	Base Number	Contract	AT	Region	England
% of FP17s for the same patient ID Re-attending within 3 months - Children	70	989	7.1%	10.9%	11.3%	11.5%
% of FP17s for the same patient ID Re-attending within 3 months - Adults	341	2,581	13.2%	14.3%	14.7%	15.4%
% of FP17s for the same patient ID Re-attending between 3 & 9 months - Children	641	989	64.8%	59.1%	60.8%	59.7%
% of FP17s for the same patient ID Re-attending between 3 & 9 months - Adults	1,319	2,581	51.1%	49.6%	52.8%	51.7%
% of FP17s for Band 1 Urgent Courses	499	3,379	14.8%	8.8%	8.2%	9.2%
% of FP17s Relating to Free Repair or Replacements	14	3,379	0.4%	0.6%	0.7%	0.7%
% of FP17s Relating to Continuations	2	3,379	0.1%	0.7%	0.8%	0.8%
% of Patients satisfied with the dentistry they have received	3	3	N/A	93.8%	93.2%	93.5%
% of Patients satisfied with the time they had to wait for an appointment	3	3	N/A	88.4%	88.5%	87.4%

* This is based on patients treated on this contract for their most recent course of treatment.

Figures in italics indicate the base number of FP17s or Patient Questionnaire responses are less than 100. N/A is shown where the base number of responses is less than 10 during the period. % is calculated as Quantity/Base number*100

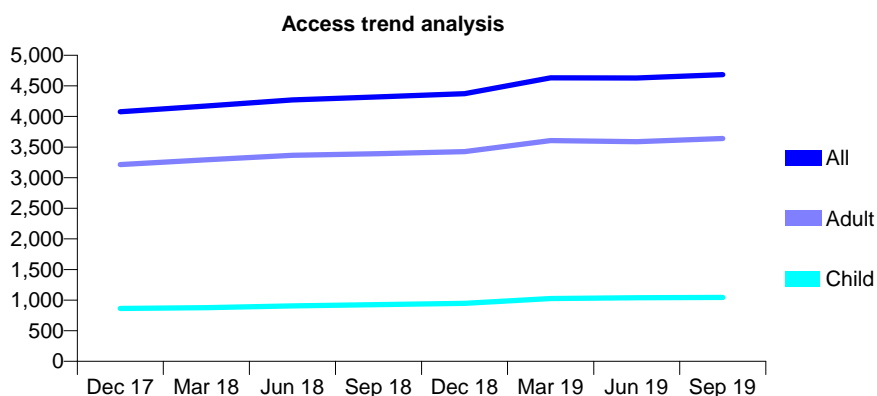
Q58 - Vital Signs At a Glance Contract Report for 154571/0001 - September 2019

Name or company name	Cheshunt Dental Care
Contract type name	GDS Contract
Purpose of contract	General
Contract start date	01/04/2007
Contract end date	

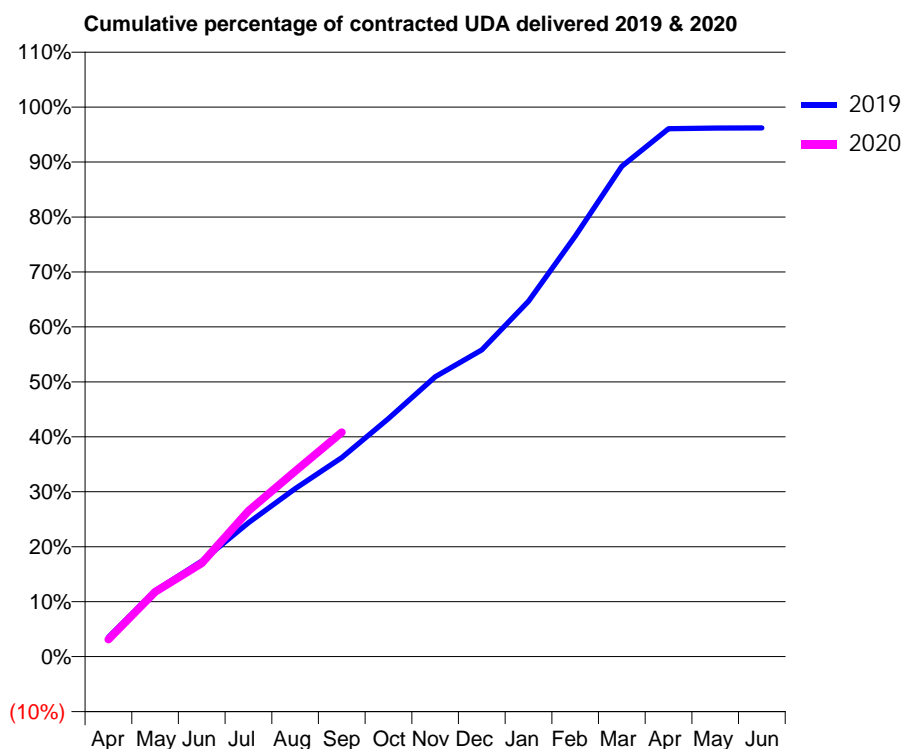
19/20 Contracted general activity (UDA)	15,790
Carry forward general activity (UDA)	0
19/20 Contracted orthodontic activity (UOA)	0
Carry forward orthodontic activity (UOA)	0
Baseline contract value	£505,923.15

ACCESS*

Patients seen in 24 months	Total	Change since previous quarter
Quarter ending September 2018	4,319	
Quarter ending December 2018	4,373	→
Quarter ending March 2019	4,631	↑
Quarter ending June 2019	4,628	→
Quarter ending September 2019	4,684	→
Variance since September 2018	8.5%	↑



ACTIVITY



Month	Adjusted Scheduled Activity (UDA)	
	2019	2020
April	560	498
May	1,892	1,860
June	2,740	2,684
July	3,846	4,186
August	4,824	5,329
September	5,718	6,448
October	6,842	
November	8,040	
December	8,813	
January	10,209	
February	12,083	
March	14,088	
April	15,168	
May	15,189	
June	15,191	

QUALITY

	Quantity	Base Number	Contract	AT	Region	England
% of FP17s for the same patient ID Re-attending within 3 months - Children	102	841	12.1%	10.9%	11.3%	11.5%
% of FP17s for the same patient ID Re-attending within 3 months - Adults	432	2,182	19.8%	14.3%	14.7%	15.4%
% of FP17s for the same patient ID Re-attending between 3 & 9 months - Children	331	841	39.4%	59.1%	60.8%	59.7%
% of FP17s for the same patient ID Re-attending between 3 & 9 months - Adults	838	2,182	38.4%	49.6%	52.8%	51.7%
% of FP17s for Band 1 Urgent Courses	560	2,652	21.1%	8.8%	8.2%	9.2%
% of FP17s Relating to Free Repair or Replacements	61	2,652	2.3%	0.6%	0.7%	0.7%
% of FP17s Relating to Continuations	26	2,652	1.0%	0.7%	0.8%	0.8%
% of Patients satisfied with the dentistry they have received	1	1	N/A	93.8%	93.2%	93.5%
% of Patients satisfied with the time they had to wait for an appointment	1	1	N/A	88.4%	88.5%	87.4%

* This is based on patients treated on this contract for their most recent course of treatment. Figures in italics indicate the base number of FP17s or Patient Questionnaire responses are less than 100. N/A is shown where the base number of responses is less than 10 during the period. % is calculated as Quantity/Base number*100

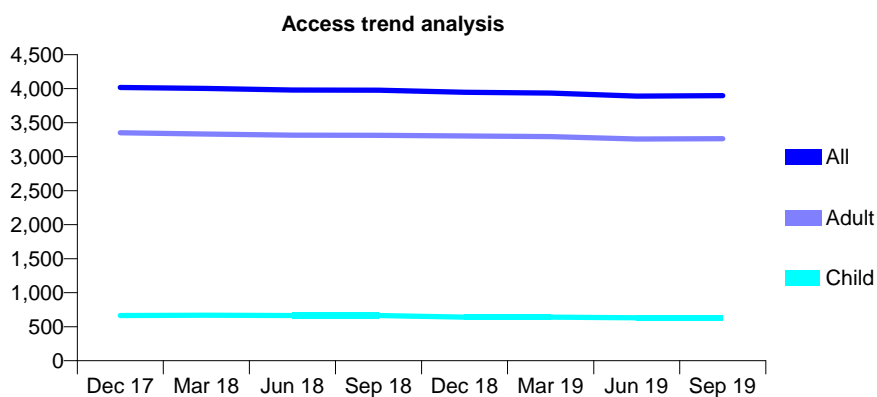
Q58 - Vital Signs At a Glance Contract Report for 154598/0001 - September 2019

Name or company name	Broxbourne Dental Smile Clinic
Contract type name	GDS Contract
Purpose of contract	General
Contract start date	01/12/2010
Contract end date	

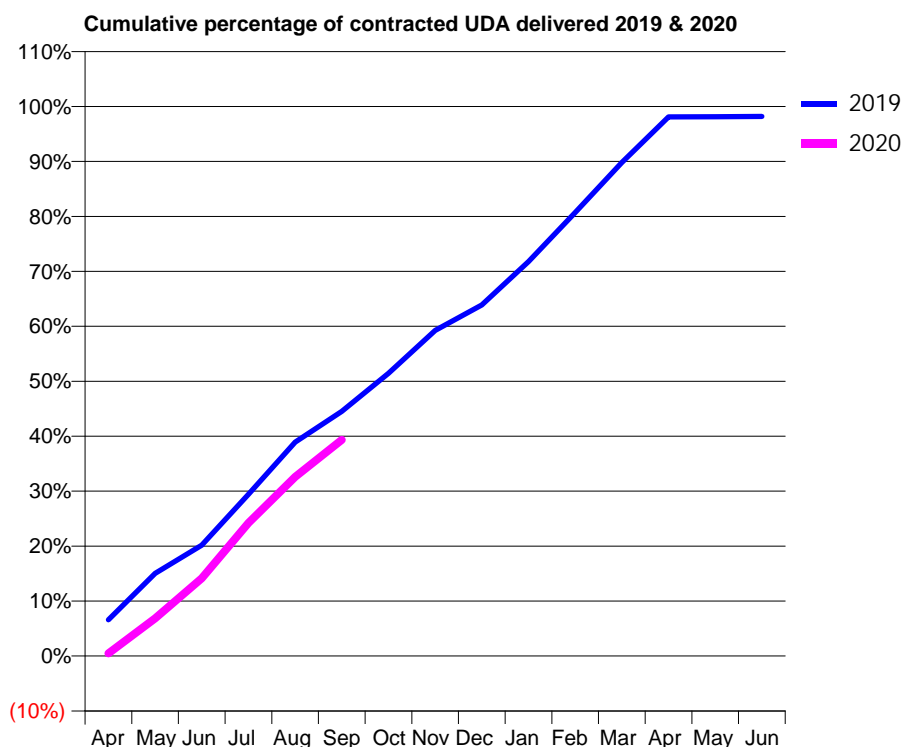
19/20 Contracted general activity (UDA)	10,484
Carry forward general activity (UDA)	0
19/20 Contracted orthodontic activity (UOA)	0
Carry forward orthodontic activity (UOA)	0
Baseline contract value	£301,800.86

ACCESS*

Patients seen in 24 months	Total	Change since previous quarter
Quarter ending September 2018	3,978	
Quarter ending December 2018	3,947	→
Quarter ending March 2019	3,936	→
Quarter ending June 2019	3,891	↓
Quarter ending September 2019	3,898	→
Variance since September 2018	(2.0%)	↓



ACTIVITY



Month	Adjusted Scheduled Activity (UDA)	
	2019	2020
April	690	52
May	1,578	718
June	2,116	1,483
July	3,086	2,539
August	4,082	3,418
September	4,668	4,123
October	5,396	
November	6,211	
December	6,697	
January	7,524	
February	8,460	
March	9,416	
April	10,285	
May	10,287	
June	10,296	

QUALITY

	Quantity	Base Number	Contract	AT	Region	England
% of FP17s for the same patient ID Re-attending within 3 months - Children	32	460	7.0%	10.9%	11.3%	11.5%
% of FP17s for the same patient ID Re-attending within 3 months - Adults	272	2,121	12.8%	14.3%	14.7%	15.4%
% of FP17s for the same patient ID Re-attending between 3 & 9 months - Children	263	460	57.2%	59.1%	60.8%	59.7%
% of FP17s for the same patient ID Re-attending between 3 & 9 months - Adults	1,173	2,121	55.3%	49.6%	52.8%	51.7%
% of FP17s for Band 1 Urgent Courses	193	2,249	8.6%	8.8%	8.2%	9.2%
% of FP17s Relating to Free Repair or Replacements	6	2,249	0.3%	0.6%	0.7%	0.7%
% of FP17s Relating to Continuations	12	2,249	0.5%	0.7%	0.8%	0.8%
% of Patients satisfied with the dentistry they have received	3	3	N/A	93.8%	93.2%	93.5%
% of Patients satisfied with the time they had to wait for an appointment	3	3	N/A	88.4%	88.5%	87.4%

* This is based on patients treated on this contract for their most recent course of treatment. Figures in italics indicate the base number of FP17s or Patient Questionnaire responses are less than 100. N/A is shown where the base number of responses is less than 10 during the period. % is calculated as Quantity/Base number*100

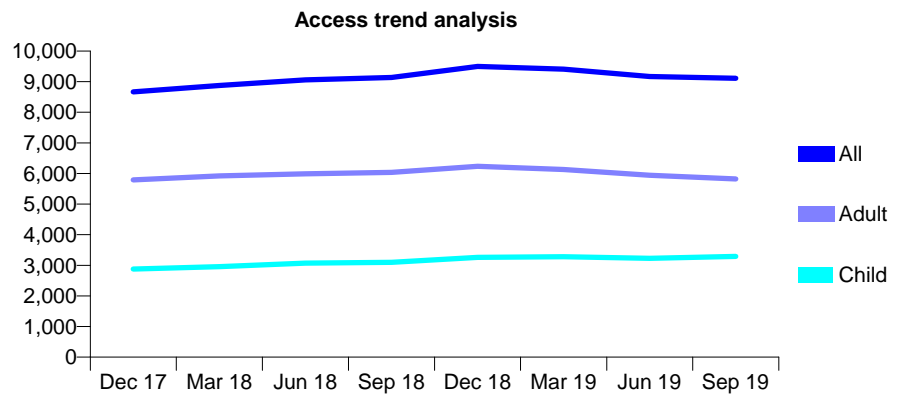
Q58 - Vital Signs At a Glance Contract Report for 154709/0001 - September 2019

Name or company name	Citident Dental Centre
Contract type name	GDS Contract
Purpose of contract	General
Contract start date	01/12/2015
Contract end date	

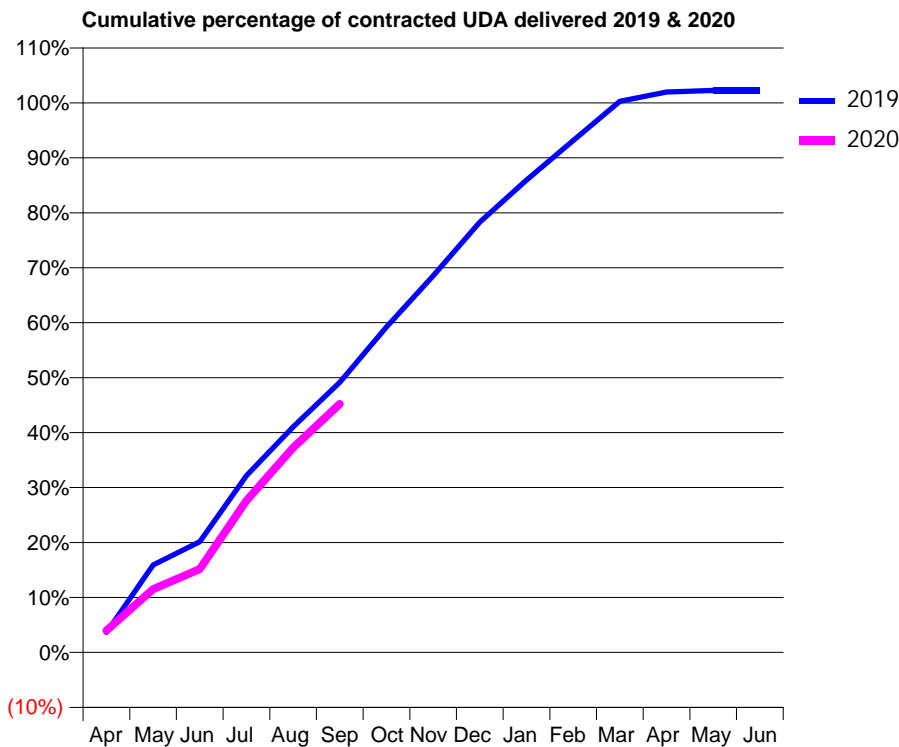
19/20 Contracted general activity (UDA)	24,141
Carry forward general activity (UDA)	0
19/20 Contracted orthodontic activity (UOA)	0
Carry forward orthodontic activity (UOA)	0
Baseline contract value	£659,268.08

ACCESS*

Patients seen in 24 months	Total	Change since previous quarter
Quarter ending September 2018	9,134	
Quarter ending December 2018	9,496	↑
Quarter ending March 2019	9,411	→
Quarter ending June 2019	9,168	↓
Quarter ending September 2019	9,115	→
Variance since September 2018	(0.2%)	→



ACTIVITY



Month	Adjusted Scheduled Activity (UDA)	
	2019	2020
April	876	960
May	3,838	2,777
June	4,862	3,657
July	7,764	6,671
August	9,909	8,998
September	11,865	10,919
October	14,299	
November	16,549	
December	18,900	
January	20,744	
February	22,485	
March	24,207	
April	24,611	
May	24,689	
June	24,689	

QUALITY

	Quantity	Base Number	Contract	AT	Region	England
% of FP17s for the same patient ID Re-attending within 3 months - Children	134	2,089	6.4%	10.9%	11.3%	11.5%
% of FP17s for the same patient ID Re-attending within 3 months - Adults	512	3,191	16.0%	14.3%	14.7%	15.4%
% of FP17s for the same patient ID Re-attending between 3 & 9 months - Children	1,017	2,089	48.7%	59.1%	60.8%	59.7%
% of FP17s for the same patient ID Re-attending between 3 & 9 months - Adults	1,376	3,191	43.1%	49.6%	52.8%	51.7%
% of FP17s for Band 1 Urgent Courses	476	5,022	9.5%	8.8%	8.2%	9.2%
% of FP17s Relating to Free Repair or Replacements	24	5,022	0.5%	0.6%	0.7%	0.7%
% of FP17s Relating to Continuations	20	5,022	0.4%	0.7%	0.8%	0.8%
% of Patients satisfied with the dentistry they have received	1	1	N/A	93.8%	93.2%	93.5%
% of Patients satisfied with the time they had to wait for an appointment	0	1	N/A	88.4%	88.5%	87.4%

* This is based on patients treated on this contract for their most recent course of treatment. Figures in italics indicate the base number of FP17s or Patient Questionnaire responses are less than 100. N/A is shown where the base number of responses is less than 10 during the period. % is calculated as Quantity/Base number*100

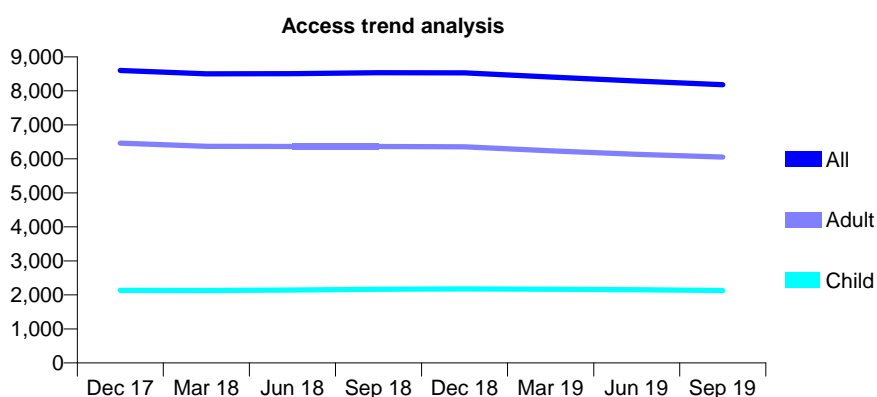
Q58 - Vital Signs At a Glance Contract Report for 155438/0003 - September 2019

Name or company name	Syteldent Ltd
Contract type name	GDS Contract
Purpose of contract	General and Orthodontic
Contract start date	01/08/2008
Contract end date	

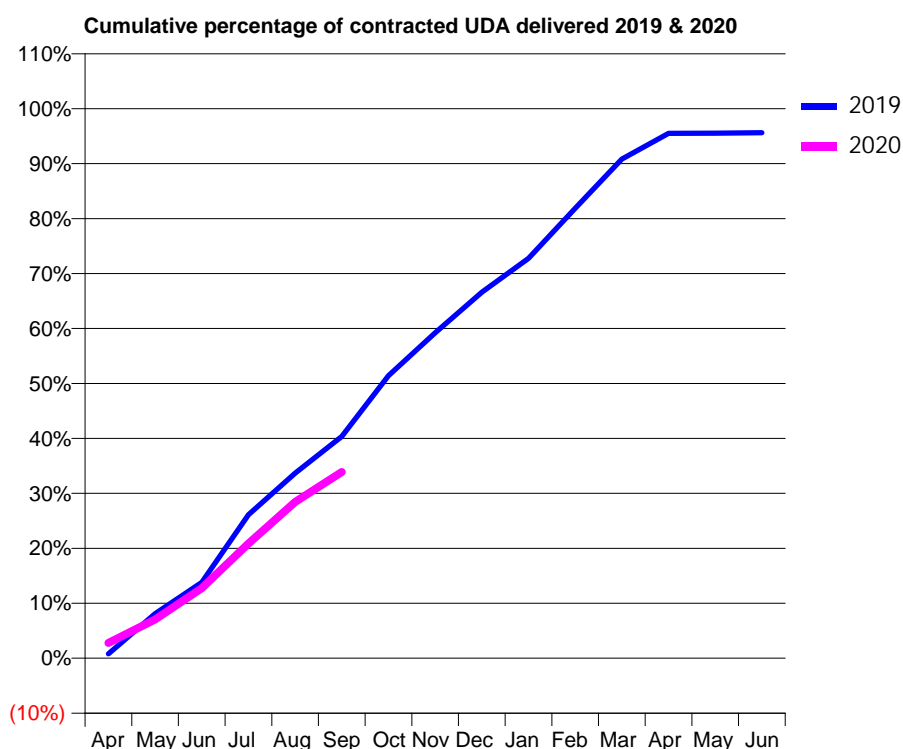
19/20 Contracted general activity (UDA)	23,050
Carry forward general activity (UDA)	0
19/20 Contracted orthodontic activity (UOA)	648
Carry forward orthodontic activity (UOA)	0
Baseline contract value	£637,912.95

ACCESS*

Patients seen in 24 months	Total	Change since previous quarter
Quarter ending September 2018	8,534	
Quarter ending December 2018	8,530	→
Quarter ending March 2019	8,404	↓
Quarter ending June 2019	8,288	↓
Quarter ending September 2019	8,181	↓
Variance since September 2018	(4.1%)	↓



ACTIVITY



Month	2019	2020
April	187	640
May	1,873	1,628
June	3,183	2,942
July	6,013	4,808
August	7,764	6,552
September	9,299	7,811
October	11,850	
November	13,652	
December	15,347	
January	16,773	
February	18,873	
March	20,934	
April	22,011	
May	22,018	
June	22,043	

QUALITY

	Quantity	Base Number	Contract	AT	Region	England
% of FP17s for the same patient ID Re-attending within 3 months - Children	65	1,220	5.3%	10.9%	11.3%	11.5%
% of FP17s for the same patient ID Re-attending within 3 months - Adults	446	3,073	14.5%	14.3%	14.7%	15.4%
% of FP17s for the same patient ID Re-attending between 3 & 9 months - Children	570	1,220	46.7%	59.1%	60.8%	59.7%
% of FP17s for the same patient ID Re-attending between 3 & 9 months - Adults	1,116	3,073	36.3%	49.6%	52.8%	51.7%
% of FP17s for Band 1 Urgent Courses	496	3,823	13.0%	8.8%	8.2%	9.2%
% of FP17s Relating to Free Repair or Replacements	10	3,823	0.3%	0.6%	0.7%	0.7%
% of FP17s Relating to Continuations	45	3,823	1.2%	0.7%	0.8%	0.8%
% of Patients satisfied with the dentistry they have received	1	2	N/A	93.8%	93.2%	93.5%
% of Patients satisfied with the time they had to wait for an appointment	2	2	N/A	88.4%	88.5%	87.4%

* This is based on patients treated on this contract for their most recent course of treatment.

Figures in italics indicate the base number of FP17s or Patient Questionnaire responses are less than 100. N/A is shown where the base number of responses is less than 10 during the period. % is calculated as Quantity/Base number*100

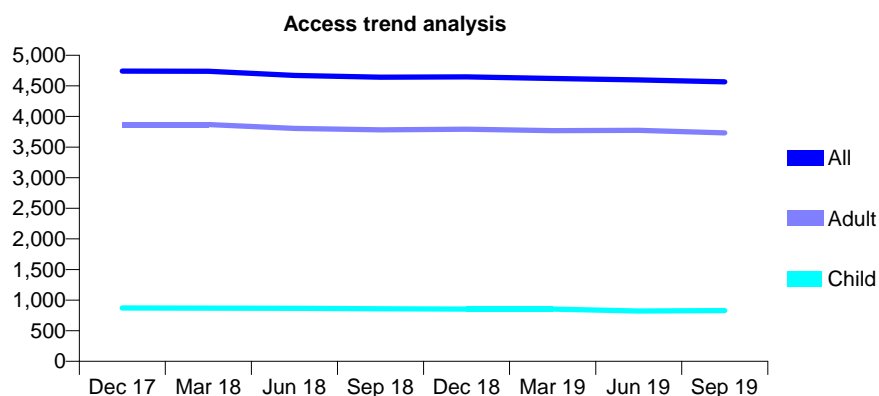
Q58 - Vital Signs At a Glance Contract Report for 156302/0001 - September 2019

Name or company name	Bushey Dental Surgery
Contract type name	GDS Contract
Purpose of contract	General
Contract start date	01/08/2010
Contract end date	

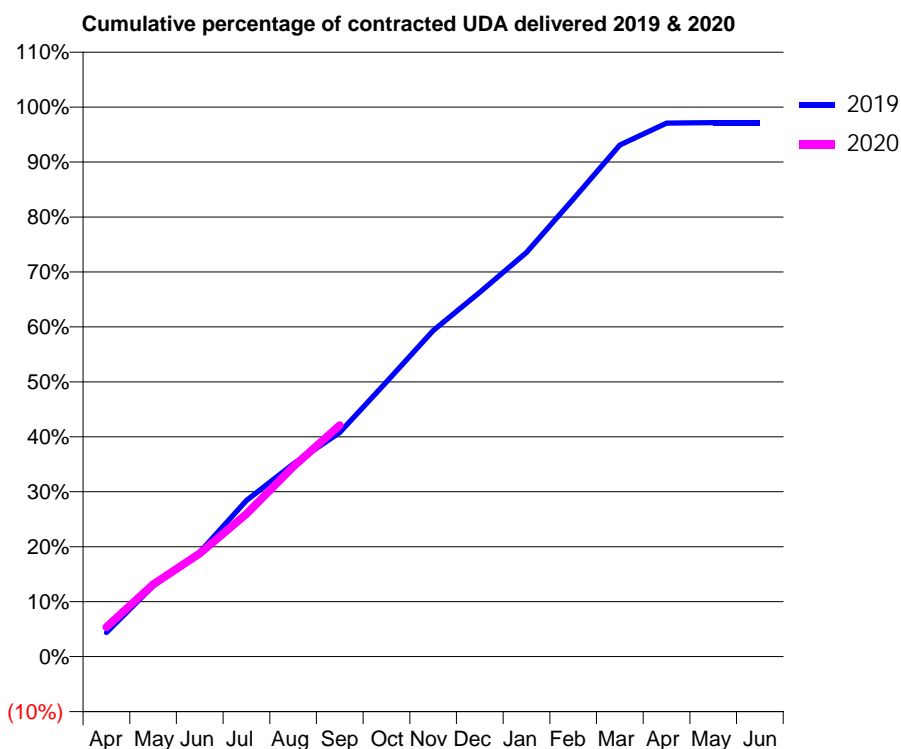
19/20 Contracted general activity (UDA)	12,300
Carry forward general activity (UDA)	0
19/20 Contracted orthodontic activity (UOA)	0
Carry forward orthodontic activity (UOA)	0
Baseline contract value	£332,900.70

ACCESS*

Patients seen in 24 months	Total	Change since previous quarter
Quarter ending September 2018	4,641	
Quarter ending December 2018	4,645	→
Quarter ending March 2019	4,623	→
Quarter ending June 2019	4,598	→
Quarter ending September 2019	4,565	→
Variance since September 2018	(1.6%)	↓



ACTIVITY



Month	Adjusted Scheduled Activity (UDA)	
	2019	2020
April	538	662
May	1,584	1,617
June	2,339	2,308
July	3,493	3,196
August	4,311	4,249
September	5,015	5,176
October	6,147	
November	7,299	
December	8,153	
January	9,046	
February	10,240	
March	11,447	
April	11,942	
May	11,950	
June	11,954	

QUALITY

	Quantity	Base Number	Contract	AT	Region	England
% of FP17s for the same patient ID Re-attending within 3 months - Children	75	678	11.1%	10.9%	11.3%	11.5%
% of FP17s for the same patient ID Re-attending within 3 months - Adults	352	2,913	12.1%	14.3%	14.7%	15.4%
% of FP17s for the same patient ID Re-attending between 3 & 9 months - Children	398	678	58.7%	59.1%	60.8%	59.7%
% of FP17s for the same patient ID Re-attending between 3 & 9 months - Adults	1,873	2,913	64.3%	49.6%	52.8%	51.7%
% of FP17s for Band 1 Urgent Courses	235	2,966	7.9%	8.8%	8.2%	9.2%
% of FP17s Relating to Free Repair or Replacements	18	2,966	0.6%	0.6%	0.7%	0.7%
% of FP17s Relating to Continuations	9	2,966	0.3%	0.7%	0.8%	0.8%
% of Patients satisfied with the dentistry they have received	2	2	N/A	93.8%	93.2%	93.5%
% of Patients satisfied with the time they had to wait for an appointment	2	2	N/A	88.4%	88.5%	87.4%

* This is based on patients treated on this contract for their most recent course of treatment. Figures in italics indicate the base number of FP17s or Patient Questionnaire responses are less than 100. N/A is shown where the base number of responses is less than 10 during the period. % is calculated as Quantity/Base number*100

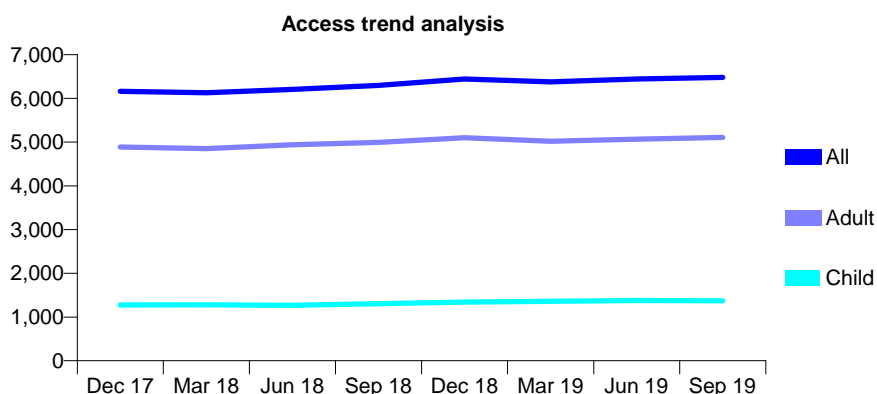
Q58 - Vital Signs At a Glance Contract Report for 158305/0001 - September 2019

Name or company name	Chrysalis Dental Practice Ltd
Contract type name	GDS Contract
Purpose of contract	General
Contract start date	01/08/2011
Contract end date	

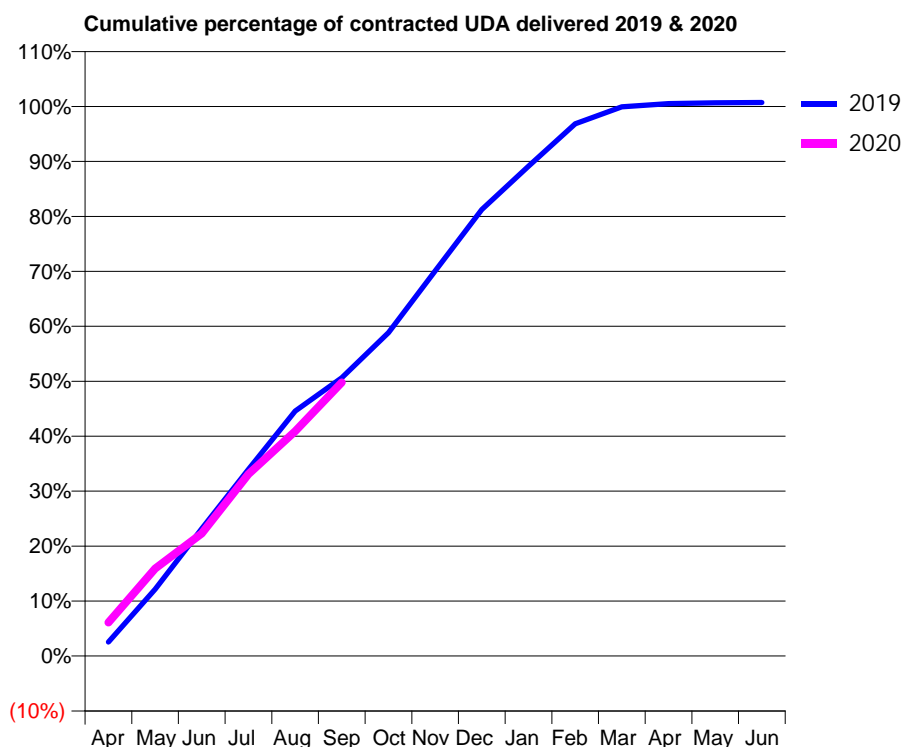
19/20 Contracted general activity (UDA)	13,276
Carry forward general activity (UDA)	0
19/20 Contracted orthodontic activity (UOA)	0
Carry forward orthodontic activity (UOA)	0
Baseline contract value	£351,210.50

ACCESS*

Patients seen in 24 months	Total	Change since previous quarter
Quarter ending September 2018	6,298	
Quarter ending December 2018	6,442	↑
Quarter ending March 2019	6,377	↓
Quarter ending June 2019	6,444	→
Quarter ending September 2019	6,480	→
Variance since September 2018	2.9%	↑



ACTIVITY



Month	Adjusted Scheduled Activity (UDA)	
	2019	2020
April	341	810
May	1,616	2,117
June	3,075	2,958
July	4,508	4,393
August	5,917	5,430
September	6,721	6,608
October	7,810	
November	9,301	
December	10,784	
January	11,833	
February	12,856	
March	13,264	
April	13,342	
May	13,366	
June	13,370	

QUALITY

	Quantity	Base Number	Contract	AT	Region	England
% of FP17s for the same patient ID Re-attending within 3 months - Children	56	842	6.7%	10.9%	11.3%	11.5%
% of FP17s for the same patient ID Re-attending within 3 months - Adults	336	2,884	11.7%	14.3%	14.7%	15.4%
% of FP17s for the same patient ID Re-attending between 3 & 9 months - Children	455	842	54.0%	59.1%	60.8%	59.7%
% of FP17s for the same patient ID Re-attending between 3 & 9 months - Adults	1,313	2,884	45.5%	49.6%	52.8%	51.7%
% of FP17s for Band 1 Urgent Courses	195	3,475	5.6%	8.8%	8.2%	9.2%
% of FP17s Relating to Free Repair or Replacements	11	3,475	0.3%	0.6%	0.7%	0.7%
% of FP17s Relating to Continuations	65	3,475	1.9%	0.7%	0.8%	0.8%
% of Patients satisfied with the dentistry they have received	1	1	N/A	93.8%	93.2%	93.5%
% of Patients satisfied with the time they had to wait for an appointment	1	1	N/A	88.4%	88.5%	87.4%

* This is based on patients treated on this contract for their most recent course of treatment. Figures in italics indicate the base number of FP17s or Patient Questionnaire responses are less than 100. N/A is shown where the base number of responses is less than 10 during the period. % is calculated as Quantity/Base number*100

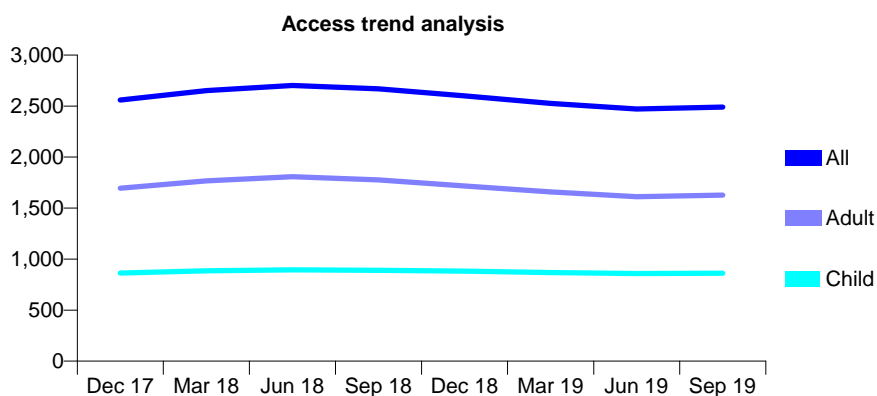
Q58 - Vital Signs At a Glance Contract Report for 158704/0001 - September 2019

Name or company name	Ivory Dental Clinic
Contract type name	GDS Contract
Purpose of contract	General
Contract start date	01/04/2015
Contract end date	

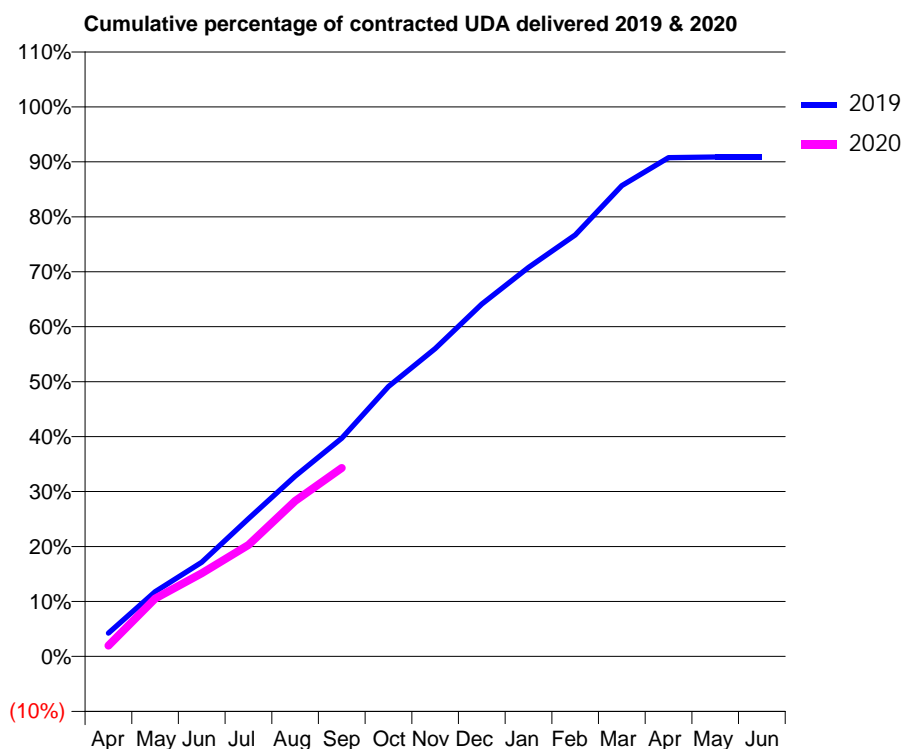
19/20 Contracted general activity (UDA)	6,292
Carry forward general activity (UDA)	0
19/20 Contracted orthodontic activity (UOA)	0
Carry forward orthodontic activity (UOA)	0
Baseline contract value	£186,422.16

ACCESS*

Patients seen in 24 months	Total	Change since previous quarter
Quarter ending September 2018	2,668	
Quarter ending December 2018	2,599	↓
Quarter ending March 2019	2,526	↓
Quarter ending June 2019	2,471	↓
Quarter ending September 2019	2,489	→
Variance since September 2018	(6.7%)	↓



ACTIVITY



Month	2019	2020
April	267	124
May	742	663
June	1,079	952
July	1,577	1,275
August	2,064	1,781
September	2,498	2,158
October	3,091	
November	3,525	
December	4,033	
January	4,452	
February	4,826	
March	5,391	
April	5,711	
May	5,718	
June	5,718	

QUALITY

	Quantity	Base Number	Contract	AT	Region	England
% of FP17s for the same patient ID Re-attending within 3 months - Children	22	630	3.5%	10.9%	11.3%	11.5%
% of FP17s for the same patient ID Re-attending within 3 months - Adults	114	1,073	10.6%	14.3%	14.7%	15.4%
% of FP17s for the same patient ID Re-attending between 3 & 9 months - Children	346	630	54.9%	59.1%	60.8%	59.7%
% of FP17s for the same patient ID Re-attending between 3 & 9 months - Adults	595	1,073	55.5%	49.6%	52.8%	51.7%
% of FP17s for Band 1 Urgent Courses	78	1,391	5.6%	8.8%	8.2%	9.2%
% of FP17s Relating to Free Repair or Replacements	6	1,391	0.4%	0.6%	0.7%	0.7%
% of FP17s Relating to Continuations	24	1,391	1.7%	0.7%	0.8%	0.8%
% of Patients satisfied with the dentistry they have received	0	0	N/A	93.8%	93.2%	93.5%
% of Patients satisfied with the time they had to wait for an appointment	0	0	N/A	88.4%	88.5%	87.4%

* This is based on patients treated on this contract for their most recent course of treatment. Figures in italics indicate the base number of FP17s or Patient Questionnaire responses are less than 100. N/A is shown where the base number of responses is less than 10 during the period. % is calculated as Quantity/Base number*100

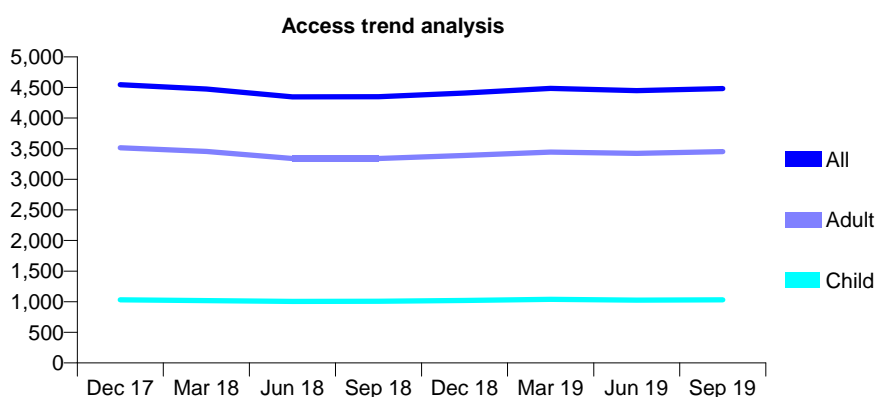
Q58 - Vital Signs At a Glance Contract Report for 159719/0001 - September 2019

Name or company name	Stanstead Abbots Dental Care
Contract type name	GDS Contract
Purpose of contract	General
Contract start date	01/12/2008
Contract end date	

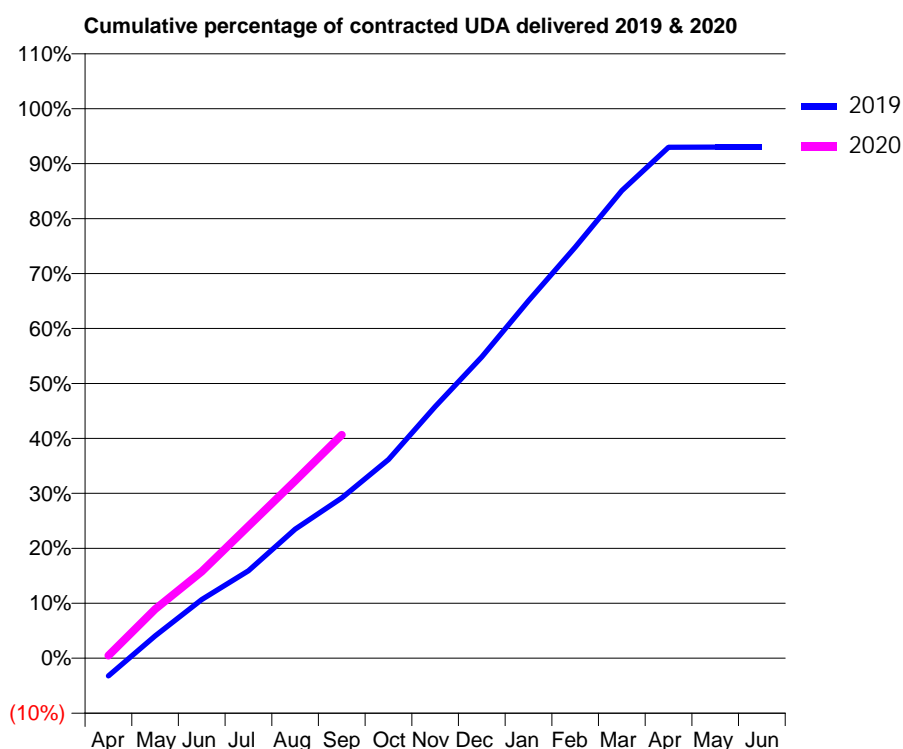
19/20 Contracted general activity (UDA)	11,631
Carry forward general activity (UDA)	0
19/20 Contracted orthodontic activity (UOA)	0
Carry forward orthodontic activity (UOA)	0
Baseline contract value	£275,322.74

ACCESS*

Patients seen in 24 months	Total	Change since previous quarter
Quarter ending September 2018	4,350	
Quarter ending December 2018	4,409	→
Quarter ending March 2019	4,484	→
Quarter ending June 2019	4,447	→
Quarter ending September 2019	4,483	→
Variance since September 2018	3.1%	↑



ACTIVITY



Month	Adjusted Scheduled Activity (UDA)	
	2019	2020
April	-367	54
May	461	1,039
June	1,212	1,837
July	1,805	2,794
August	2,661	3,755
September	3,307	4,728
October	4,098	
November	5,192	
December	6,217	
January	7,375	
February	8,479	
March	9,645	
April	10,539	
May	10,542	
June	10,542	

QUALITY

	Quantity	Base Number	Contract	AT	Region	England
% of FP17s for the same patient ID Re-attending within 3 months - Children	59	781	7.6%	10.9%	11.3%	11.5%
% of FP17s for the same patient ID Re-attending within 3 months - Adults	306	2,210	13.8%	14.3%	14.7%	15.4%
% of FP17s for the same patient ID Re-attending between 3 & 9 months - Children	463	781	59.3%	59.1%	60.8%	59.7%
% of FP17s for the same patient ID Re-attending between 3 & 9 months - Adults	1,182	2,210	53.5%	49.6%	52.8%	51.7%
% of FP17s for Band 1 Urgent Courses	208	2,257	9.2%	8.8%	8.2%	9.2%
% of FP17s Relating to Free Repair or Replacements	16	2,257	0.7%	0.6%	0.7%	0.7%
% of FP17s Relating to Continuations	29	2,257	1.3%	0.7%	0.8%	0.8%
% of Patients satisfied with the dentistry they have received	1	1	N/A	93.8%	93.2%	93.5%
% of Patients satisfied with the time they had to wait for an appointment	1	1	N/A	88.4%	88.5%	87.4%

* This is based on patients treated on this contract for their most recent course of treatment.

Figures in italics indicate the base number of FP17s or Patient Questionnaire responses are less than 100. N/A is shown where the base number of responses is less than 10 during the period. % is calculated as Quantity/Base number*100

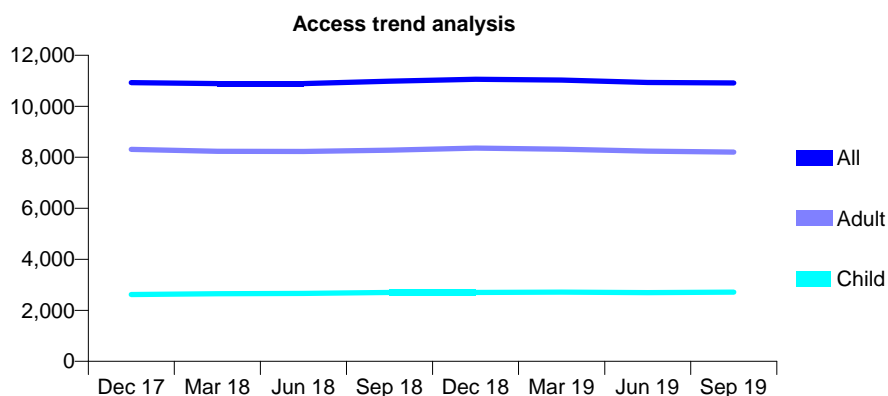
Q58 - Vital Signs At a Glance Contract Report for 160644/0001 - September 2019

Name or company name	Mr K Hanji and Mr V Vipin
Contract type name	GDS Contract
Purpose of contract	General
Contract start date	16/07/2014
Contract end date	

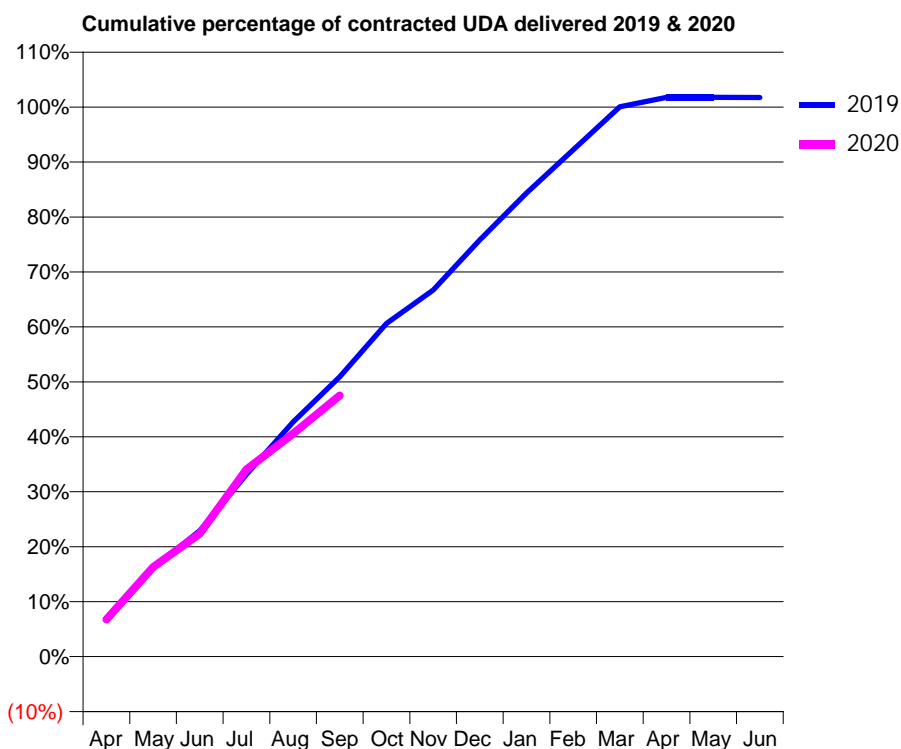
19/20 Contracted general activity (UDA)	30,486
Carry forward general activity (UDA)	-531
19/20 Contracted orthodontic activity (UOA)	0
Carry forward orthodontic activity (UOA)	0
Baseline contract value	£968,568.83

ACCESS*

Patients seen in 24 months	Total	Change since previous quarter
Quarter ending September 2018	10,982	
Quarter ending December 2018	11,062	→
Quarter ending March 2019	11,026	→
Quarter ending June 2019	10,938	→
Quarter ending September 2019	10,914	→
Variance since September 2018	(0.6%)	→



ACTIVITY



Month	Adjusted Scheduled Activity (UDA)	
	2019	2020
April	2,102	2,069
May	4,926	4,971
June	6,978	6,827
July	10,112	10,383
August	13,015	12,371
September	15,526	14,482
October	18,476	
November	20,330	
December	23,112	
January	25,712	
February	28,114	
March	30,497	
April	31,027	
May	31,021	
June	31,017	

QUALITY

	Quantity	Base Number	Contract	AT	Region	England
% of FP17s for the same patient ID Re-attending within 3 months - Children	157	2,095	7.5%	10.9%	11.3%	11.5%
% of FP17s for the same patient ID Re-attending within 3 months - Adults	547	5,293	10.3%	14.3%	14.7%	15.4%
% of FP17s for the same patient ID Re-attending between 3 & 9 months - Children	1,448	2,095	69.1%	59.1%	60.8%	59.7%
% of FP17s for the same patient ID Re-attending between 3 & 9 months - Adults	3,006	5,293	56.8%	49.6%	52.8%	51.7%
% of FP17s for Band 1 Urgent Courses	451	7,053	6.4%	8.8%	8.2%	9.2%
% of FP17s Relating to Free Repair or Replacements	22	7,053	0.3%	0.6%	0.7%	0.7%
% of FP17s Relating to Continuations	5	7,053	0.1%	0.7%	0.8%	0.8%
% of Patients satisfied with the dentistry they have received	1	1	N/A	93.8%	93.2%	93.5%
% of Patients satisfied with the time they had to wait for an appointment	0	1	N/A	88.4%	88.5%	87.4%

* This is based on patients treated on this contract for their most recent course of treatment. Figures in italics indicate the base number of FP17s or Patient Questionnaire responses are less than 100. N/A is shown where the base number of responses is less than 10 during the period. % is calculated as Quantity/Base number*100

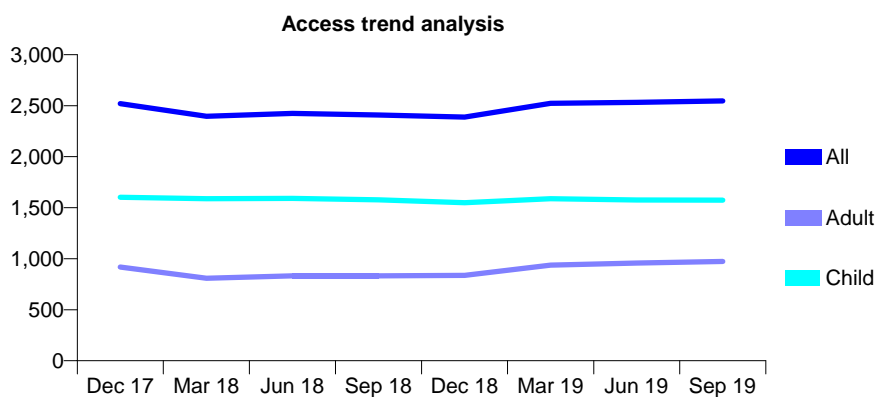
Q58 - Vital Signs At a Glance Contract Report for 160792/0001 - September 2019

Name or company name	Oxford House Dental Practice
Contract type name	GDS Contract
Purpose of contract	General
Contract start date	02/10/2015
Contract end date	

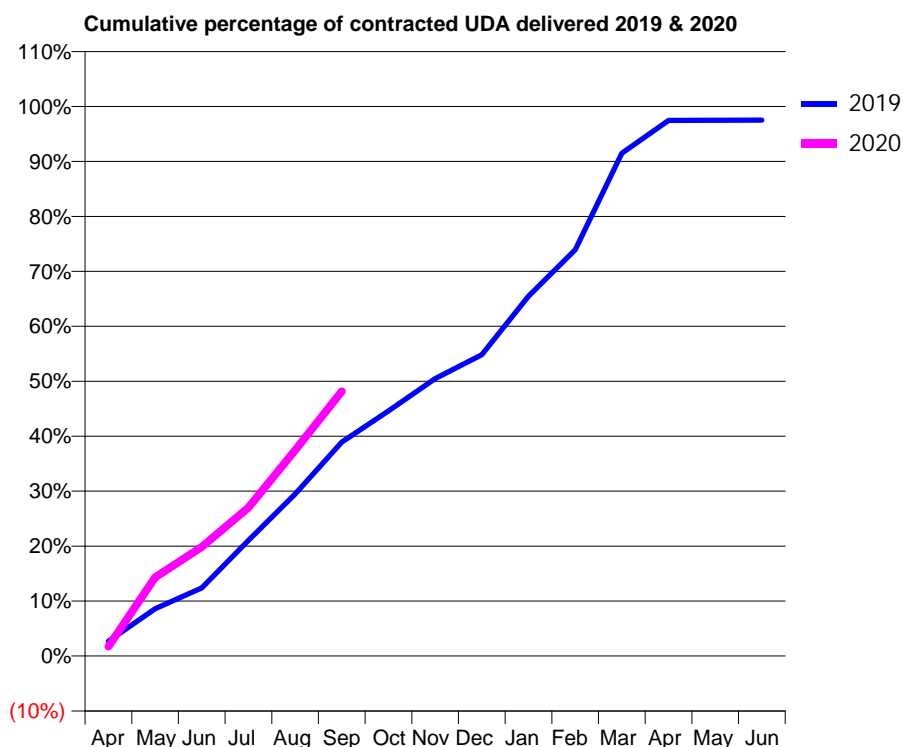
19/20 Contracted general activity (UDA)	6,000
Carry forward general activity (UDA)	0
19/20 Contracted orthodontic activity (UOA)	0
Carry forward orthodontic activity (UOA)	0
Baseline contract value	£126,460.15

ACCESS*

Patients seen in 24 months	Total	Change since previous quarter
Quarter ending September 2018	2,409	
Quarter ending December 2018	2,387	→
Quarter ending March 2019	2,523	↑
Quarter ending June 2019	2,533	→
Quarter ending September 2019	2,547	→
Variance since September 2018	5.7%	↑



ACTIVITY



Month	Adjusted Scheduled Activity (UDA)	
	2019	2020
April	162	104
May	516	860
June	744	1,190
July	1,264	1,622
August	1,770	2,248
September	2,335	2,890
October	2,675	
November	3,030	
December	3,289	
January	3,930	
February	4,436	
March	5,488	
April	5,846	
May	5,849	
June	5,851	

QUALITY

	Quantity	Base Number	Contract	AT	Region	England
% of FP17s for the same patient ID Re-attending within 3 months - Children	90	1,396	6.4%	10.9%	11.3%	11.5%
% of FP17s for the same patient ID Re-attending within 3 months - Adults	62	522	11.9%	14.3%	14.7%	15.4%
% of FP17s for the same patient ID Re-attending between 3 & 9 months - Children	1,020	1,396	73.1%	59.1%	60.8%	59.7%
% of FP17s for the same patient ID Re-attending between 3 & 9 months - Adults	249	522	47.7%	49.6%	52.8%	51.7%
% of FP17s for Band 1 Urgent Courses	48	1,765	2.7%	8.8%	8.2%	9.2%
% of FP17s Relating to Free Repair or Replacements	0	1,765	0.0%	0.6%	0.7%	0.7%
% of FP17s Relating to Continuations	2	1,765	0.1%	0.7%	0.8%	0.8%
% of Patients satisfied with the dentistry they have received	0	0	N/A	93.8%	93.2%	93.5%
% of Patients satisfied with the time they had to wait for an appointment	0	0	N/A	88.4%	88.5%	87.4%

* This is based on patients treated on this contract for their most recent course of treatment. Figures in italics indicate the base number of FP17s or Patient Questionnaire responses are less than 100. N/A is shown where the base number of responses is less than 10 during the period. % is calculated as Quantity/Base number*100

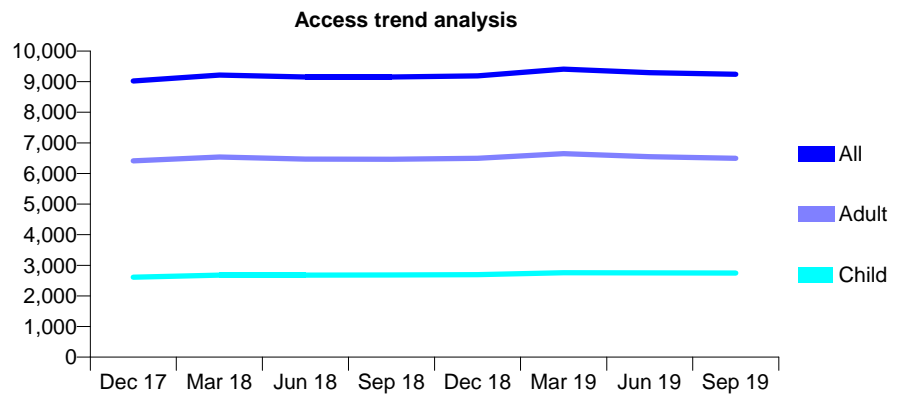
Q58 - Vital Signs At a Glance Contract Report for 160873/0001 - September 2019

Name or company name	Bramingham Dental Clinic
Contract type name	GDS Contract
Purpose of contract	General
Contract start date	01/05/2010
Contract end date	

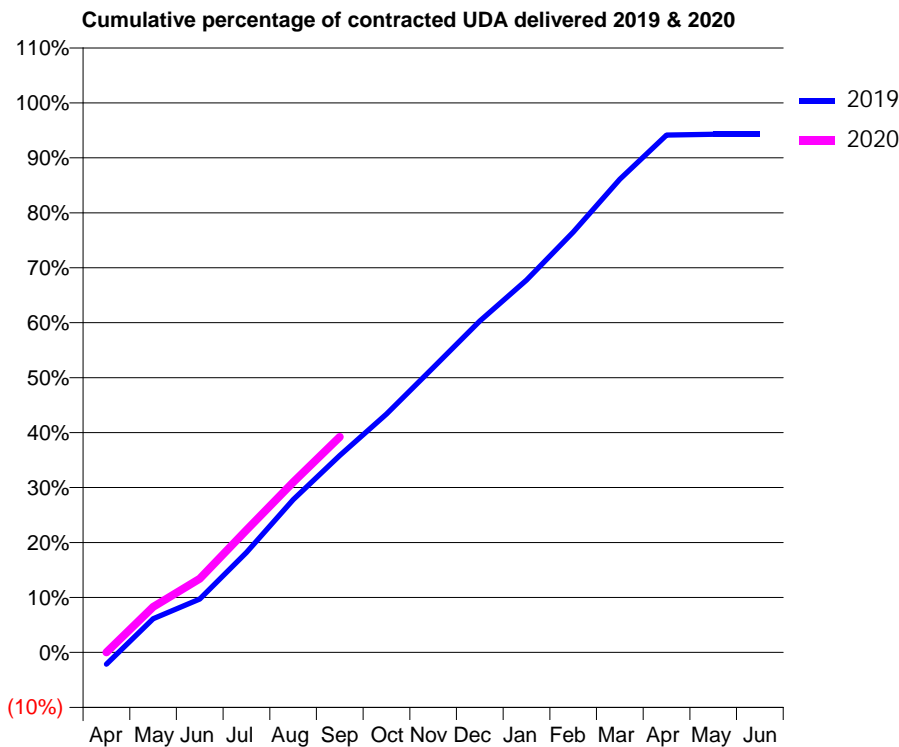
19/20 Contracted general activity (UDA)	26,015
Carry forward general activity (UDA)	0
19/20 Contracted orthodontic activity (UOA)	0
Carry forward orthodontic activity (UOA)	0
Baseline contract value	£740,293.29

ACCESS*

Patients seen in 24 months	Total	Change since previous quarter
Quarter ending September 2018	9,152	
Quarter ending December 2018	9,188	→
Quarter ending March 2019	9,411	↑
Quarter ending June 2019	9,298	↓
Quarter ending September 2019	9,245	→
Variance since September 2018	1.0%	→



ACTIVITY



Month	Adjusted Scheduled Activity (UDA)	
	2019	2020
April	-566	0
May	1,591	2,156
June	2,531	3,489
July	4,731	5,789
August	7,232	8,057
September	9,321	10,206
October	11,287	
November	13,484	
December	15,687	
January	17,632	
February	19,894	
March	22,393	
April	24,490	
May	24,531	
June	24,531	

QUALITY

	Quantity	Base Number	Contract	AT	Region	England
% of FP17s for the same patient ID Re-attending within 3 months - Children	146	1,971	7.4%	10.9%	11.3%	11.5%
% of FP17s for the same patient ID Re-attending within 3 months - Adults	635	4,150	15.3%	14.3%	14.7%	15.4%
% of FP17s for the same patient ID Re-attending between 3 & 9 months - Children	1,135	1,971	57.6%	59.1%	60.8%	59.7%
% of FP17s for the same patient ID Re-attending between 3 & 9 months - Adults	2,237	4,150	53.9%	49.6%	52.8%	51.7%
% of FP17s for Band 1 Urgent Courses	615	5,270	11.7%	8.8%	8.2%	9.2%
% of FP17s Relating to Free Repair or Replacements	76	5,270	1.4%	0.6%	0.7%	0.7%
% of FP17s Relating to Continuations	45	5,270	0.9%	0.7%	0.8%	0.8%
% of Patients satisfied with the dentistry they have received	3	3	N/A	93.8%	93.2%	93.5%
% of Patients satisfied with the time they had to wait for an appointment	3	3	N/A	88.4%	88.5%	87.4%

* This is based on patients treated on this contract for their most recent course of treatment. Figures in italics indicate the base number of FP17s or Patient Questionnaire responses are less than 100. N/A is shown where the base number of responses is less than 10 during the period. % is calculated as Quantity/Base number*100

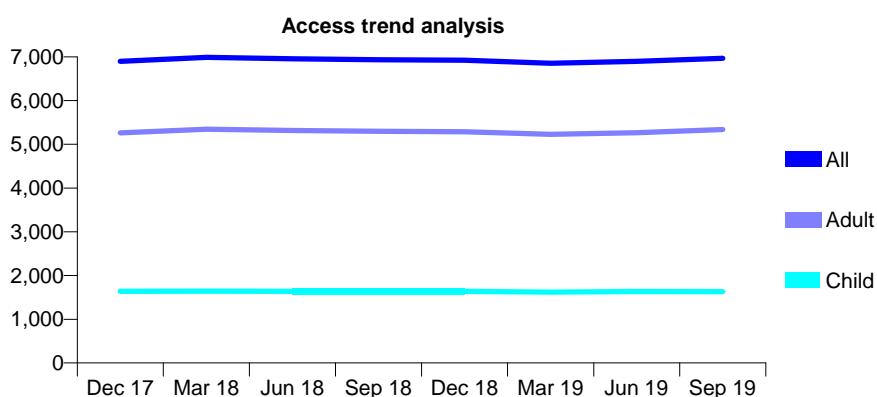
Q58 - Vital Signs At a Glance Contract Report for 162051/0001 - September 2019

Name or company name	Much Hadham Dental Care Limited
Contract type name	GDS Contract
Purpose of contract	General
Contract start date	01/05/2009
Contract end date	

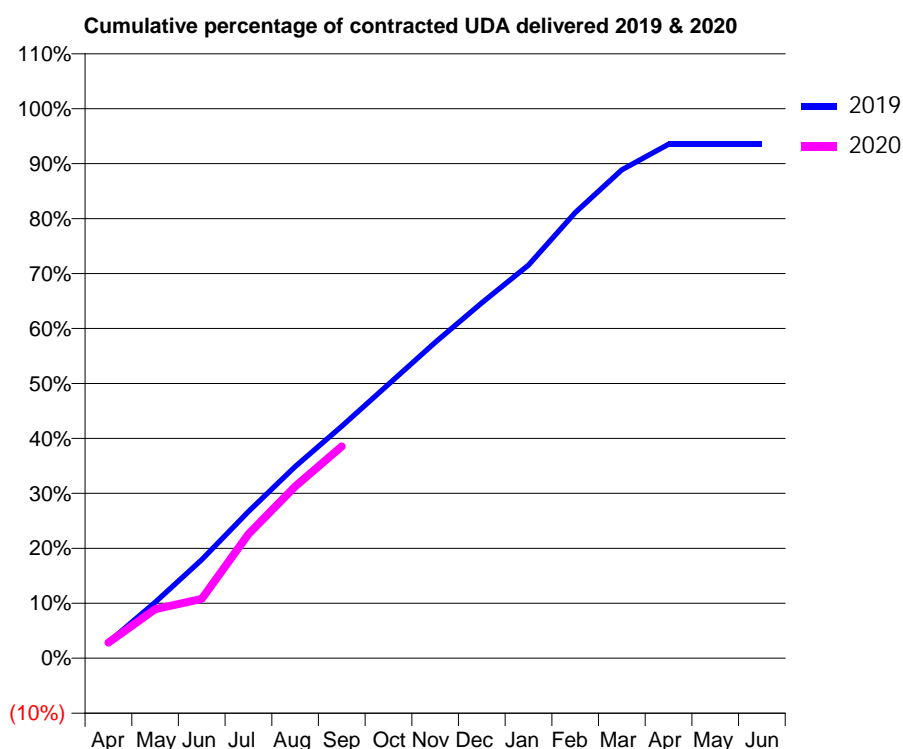
19/20 Contracted general activity (UDA)	19,191
Carry forward general activity (UDA)	0
19/20 Contracted orthodontic activity (UOA)	0
Carry forward orthodontic activity (UOA)	0
Baseline contract value	£447,745.68

ACCESS*

Patients seen in 24 months	Total	Change since previous quarter
Quarter ending September 2018	6,934	
Quarter ending December 2018	6,921	→
Quarter ending March 2019	6,852	→
Quarter ending June 2019	6,898	→
Quarter ending September 2019	6,969	→
Variance since September 2018	0.5%	→



ACTIVITY



Month	2019	2020
April	559	548
May	1,953	1,714
June	3,440	2,068
July	5,120	4,333
August	6,693	6,002
September	8,101	7,398
October	9,570	
November	11,029	
December	12,407	
January	13,730	
February	15,563	
March	17,054	
April	17,946	
May	17,946	
June	17,945	

QUALITY

	Quantity	Base Number	Contract	AT	Region	England
% of FP17s for the same patient ID Re-attending within 3 months - Children	76	1,267	6.0%	10.9%	11.3%	11.5%
% of FP17s for the same patient ID Re-attending within 3 months - Adults	468	3,622	12.9%	14.3%	14.7%	15.4%
% of FP17s for the same patient ID Re-attending between 3 & 9 months - Children	792	1,267	62.5%	59.1%	60.8%	59.7%
% of FP17s for the same patient ID Re-attending between 3 & 9 months - Adults	2,036	3,622	56.2%	49.6%	52.8%	51.7%
% of FP17s for Band 1 Urgent Courses	360	4,440	8.1%	8.8%	8.2%	9.2%
% of FP17s Relating to Free Repair or Replacements	49	4,440	1.1%	0.6%	0.7%	0.7%
% of FP17s Relating to Continuations	11	4,440	0.2%	0.7%	0.8%	0.8%
% of Patients satisfied with the dentistry they have received	3	3	N/A	93.8%	93.2%	93.5%
% of Patients satisfied with the time they had to wait for an appointment	3	3	N/A	88.4%	88.5%	87.4%

* This is based on patients treated on this contract for their most recent course of treatment.

Figures in italics indicate the base number of FP17s or Patient Questionnaire responses are less than 100. N/A is shown where the base number of responses is less than 10 during the period. % is calculated as Quantity/Base number*100

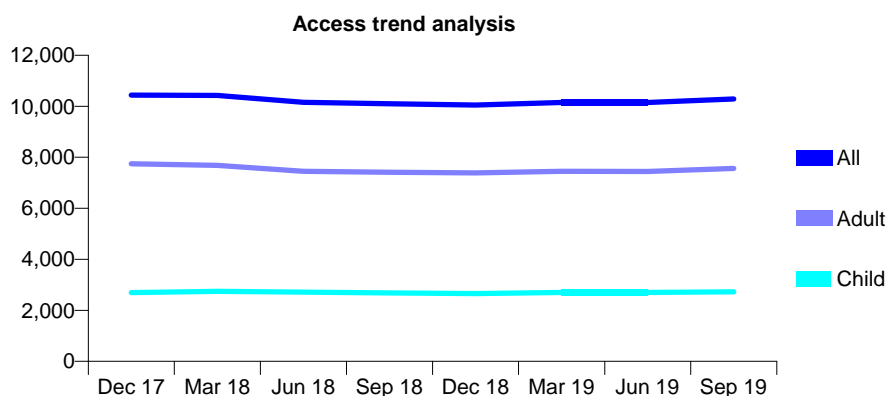
Q58 - Vital Signs At a Glance Contract Report for 162167/0001 - September 2019

Name or company name	A Gatrads Dental Surgery
Contract type name	GDS Contract
Purpose of contract	General
Contract start date	01/04/2011
Contract end date	

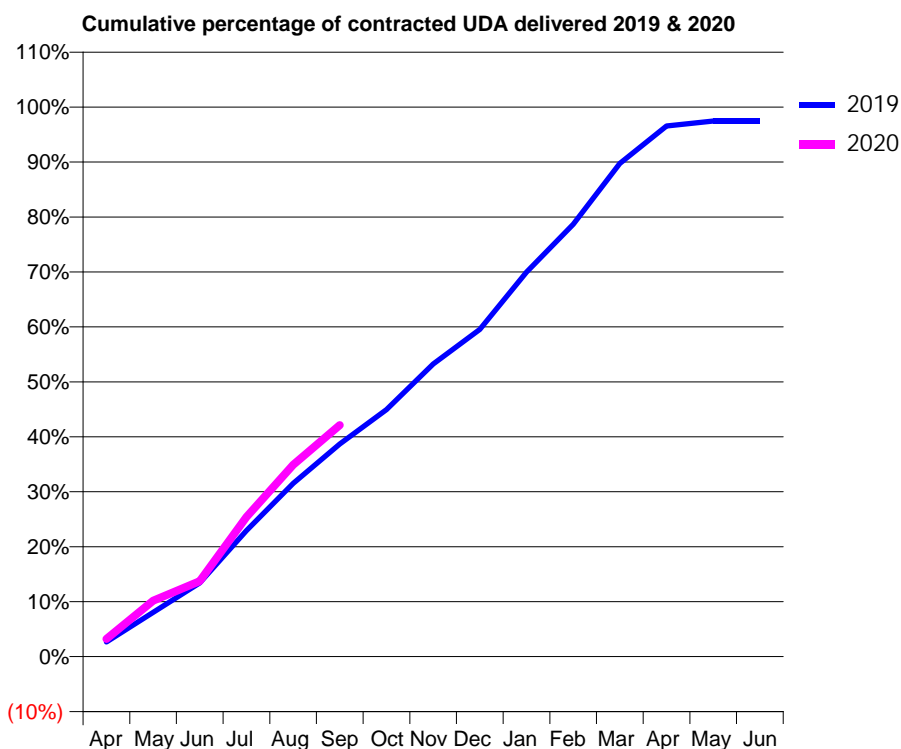
19/20 Contracted general activity (UDA)	28,325
Carry forward general activity (UDA)	0
19/20 Contracted orthodontic activity (UOA)	0
Carry forward orthodontic activity (UOA)	0
Baseline contract value	£735,767.11

ACCESS*

Patients seen in 24 months	Total	Change since previous quarter
Quarter ending September 2018	10,097	
Quarter ending December 2018	10,049	→
Quarter ending March 2019	10,152	→
Quarter ending June 2019	10,147	→
Quarter ending September 2019	10,289	→
Variance since September 2018	1.9%	→



ACTIVITY



Month	Adjusted Scheduled Activity (UDA)	
	2019	2020
April	755	908
May	2,280	2,882
June	3,796	3,893
July	6,499	7,202
August	8,934	9,891
September	10,957	11,928
October	12,732	
November	15,085	
December	16,862	
January	19,823	
February	22,281	
March	25,413	
April	27,348	
May	27,602	
June	27,601	

QUALITY

	Quantity	Base Number	Contract	AT	Region	England
% of FP17s for the same patient ID Re-attending within 3 months - Children	149	1,941	7.7%	10.9%	11.3%	11.5%
% of FP17s for the same patient ID Re-attending within 3 months - Adults	722	4,592	15.7%	14.3%	14.7%	15.4%
% of FP17s for the same patient ID Re-attending between 3 & 9 months - Children	1,053	1,941	54.3%	59.1%	60.8%	59.7%
% of FP17s for the same patient ID Re-attending between 3 & 9 months - Adults	1,883	4,592	41.0%	49.6%	52.8%	51.7%
% of FP17s for Band 1 Urgent Courses	675	5,949	11.3%	8.8%	8.2%	9.2%
% of FP17s Relating to Free Repair or Replacements	36	5,949	0.6%	0.6%	0.7%	0.7%
% of FP17s Relating to Continuations	65	5,949	1.1%	0.7%	0.8%	0.8%
% of Patients satisfied with the dentistry they have received	4	4	N/A	93.8%	93.2%	93.5%
% of Patients satisfied with the time they had to wait for an appointment	4	4	N/A	88.4%	88.5%	87.4%

* This is based on patients treated on this contract for their most recent course of treatment. Figures in italics indicate the base number of FP17s or Patient Questionnaire responses are less than 100. N/A is shown where the base number of responses is less than 10 during the period. % is calculated as Quantity/Base number*100

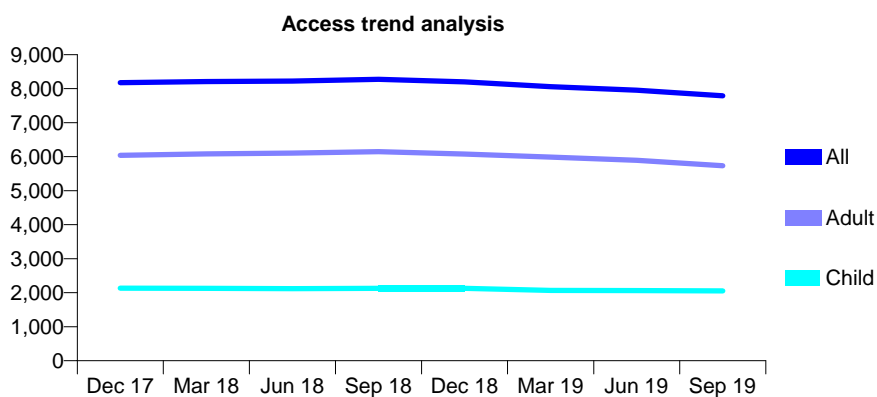
Q58 - Vital Signs At a Glance Contract Report for 163473/0001 - September 2019

Name or company name	Kettering Central Dental Practice
Contract type name	GDS Contract
Purpose of contract	General
Contract start date	05/10/2012
Contract end date	

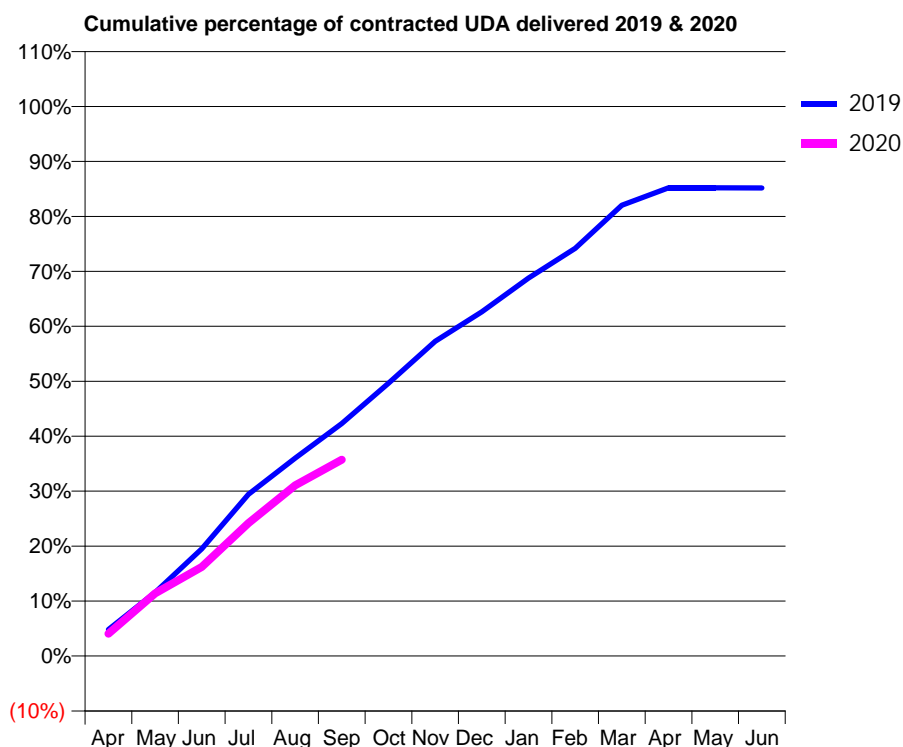
19/20 Contracted general activity (UDA)	23,018
Carry forward general activity (UDA)	0
19/20 Contracted orthodontic activity (UOA)	0
Carry forward orthodontic activity (UOA)	0
Baseline contract value	£829,486.39

ACCESS*

Patients seen in 24 months	Total	Change since previous quarter
Quarter ending September 2018	8,278	
Quarter ending December 2018	8,202	→
Quarter ending March 2019	8,055	↓
Quarter ending June 2019	7,955	↓
Quarter ending September 2019	7,789	↓
Variance since September 2018	(5.9%)	↓



ACTIVITY



Month	Adjusted Scheduled Activity (UDA)	
	2019	2020
April	1,109	938
May	2,667	2,626
June	4,489	3,734
July	6,772	5,567
August	8,295	7,150
September	9,736	8,225
October	11,426	
November	13,179	
December	14,414	
January	15,826	
February	17,080	
March	18,876	
April	19,608	
May	19,606	
June	19,603	

QUALITY

	Quantity	Base Number	Contract	AT	Region	England
% of FP17s for the same patient ID Re-attending within 3 months - Children	50	1,295	3.9%	10.9%	11.3%	11.5%
% of FP17s for the same patient ID Re-attending within 3 months - Adults	277	2,952	9.4%	14.3%	14.7%	15.4%
% of FP17s for the same patient ID Re-attending between 3 & 9 months - Children	701	1,295	54.1%	59.1%	60.8%	59.7%
% of FP17s for the same patient ID Re-attending between 3 & 9 months - Adults	1,234	2,952	41.8%	49.6%	52.8%	51.7%
% of FP17s for Band 1 Urgent Courses	211	3,943	5.4%	8.8%	8.2%	9.2%
% of FP17s Relating to Free Repair or Replacements	32	3,943	0.8%	0.6%	0.7%	0.7%
% of FP17s Relating to Continuations	28	3,943	0.7%	0.7%	0.8%	0.8%
% of Patients satisfied with the dentistry they have received	2	2	N/A	93.8%	93.2%	93.5%
% of Patients satisfied with the time they had to wait for an appointment	2	2	N/A	88.4%	88.5%	87.4%

* This is based on patients treated on this contract for their most recent course of treatment. Figures in italics indicate the base number of FP17s or Patient Questionnaire responses are less than 100. N/A is shown where the base number of responses is less than 10 during the period. % is calculated as Quantity/Base number*100

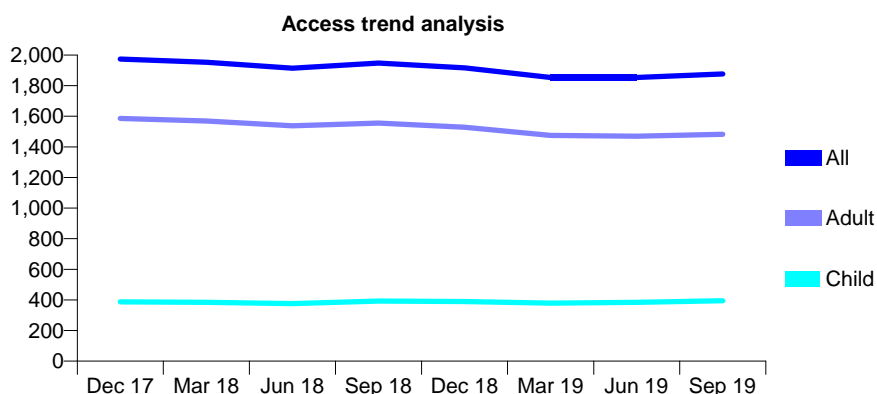
Q58 - Vital Signs At a Glance Contract Report for 164585/0001 - September 2019

Name or company name	MR A MCGREGOR AND DR M MOKHTAR
Contract type name	GDS Contract
Purpose of contract	General
Contract start date	01/04/2007
Contract end date	

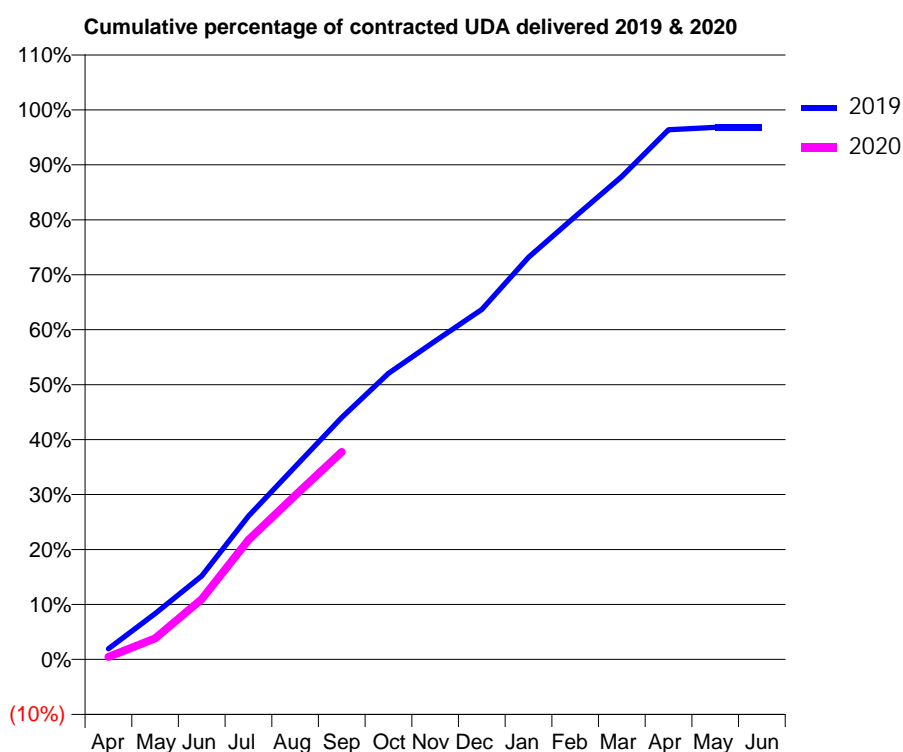
19/20 Contracted general activity (UDA)	6,316
Carry forward general activity (UDA)	0
19/20 Contracted orthodontic activity (UOA)	0
Carry forward orthodontic activity (UOA)	0
Baseline contract value	£144,214.24

ACCESS*

Patients seen in 24 months	Total	Change since previous quarter
Quarter ending September 2018	1,948	
Quarter ending December 2018	1,917	↓
Quarter ending March 2019	1,854	↓
Quarter ending June 2019	1,854	→
Quarter ending September 2019	1,877	→
Variance since September 2018	(3.6%)	↓



ACTIVITY



Month	2019	2020
April	123	29
May	528	243
June	958	693
July	1,647	1,373
August	2,215	1,885
September	2,781	2,385
October	3,288	
November	3,660	
December	4,022	
January	4,623	
February	5,091	
March	5,551	
April	6,087	
May	6,114	
June	6,114	

QUALITY

	Quantity	Base Number	Contract	AT	Region	England
% of FP17s for the same patient ID Re-attending within 3 months - Children	10	284	3.5%	10.9%	11.3%	11.5%
% of FP17s for the same patient ID Re-attending within 3 months - Adults	189	1,194	15.8%	14.3%	14.7%	15.4%
% of FP17s for the same patient ID Re-attending between 3 & 9 months - Children	176	284	62.0%	59.1%	60.8%	59.7%
% of FP17s for the same patient ID Re-attending between 3 & 9 months - Adults	738	1,194	61.8%	49.6%	52.8%	51.7%
% of FP17s for Band 1 Urgent Courses	41	1,182	3.5%	8.8%	8.2%	9.2%
% of FP17s Relating to Free Repair or Replacements	18	1,182	1.5%	0.6%	0.7%	0.7%
% of FP17s Relating to Continuations	9	1,182	0.8%	0.7%	0.8%	0.8%
% of Patients satisfied with the dentistry they have received	0	0	N/A	93.8%	93.2%	93.5%
% of Patients satisfied with the time they had to wait for an appointment	0	0	N/A	88.4%	88.5%	87.4%

* This is based on patients treated on this contract for their most recent course of treatment. Figures in italics indicate the base number of FP17s or Patient Questionnaire responses are less than 100. N/A is shown where the base number of responses is less than 10 during the period. % is calculated as Quantity/Base number*100

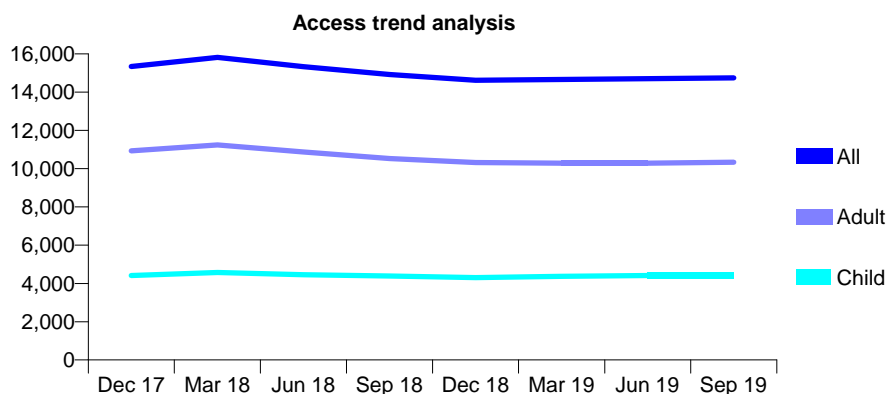
Q58 - Vital Signs At a Glance Contract Report for 164593/0001 - September 2019

Name or company name	Dental Suite Ltd
Contract type name	GDS Contract
Purpose of contract	General
Contract start date	01/04/2007
Contract end date	

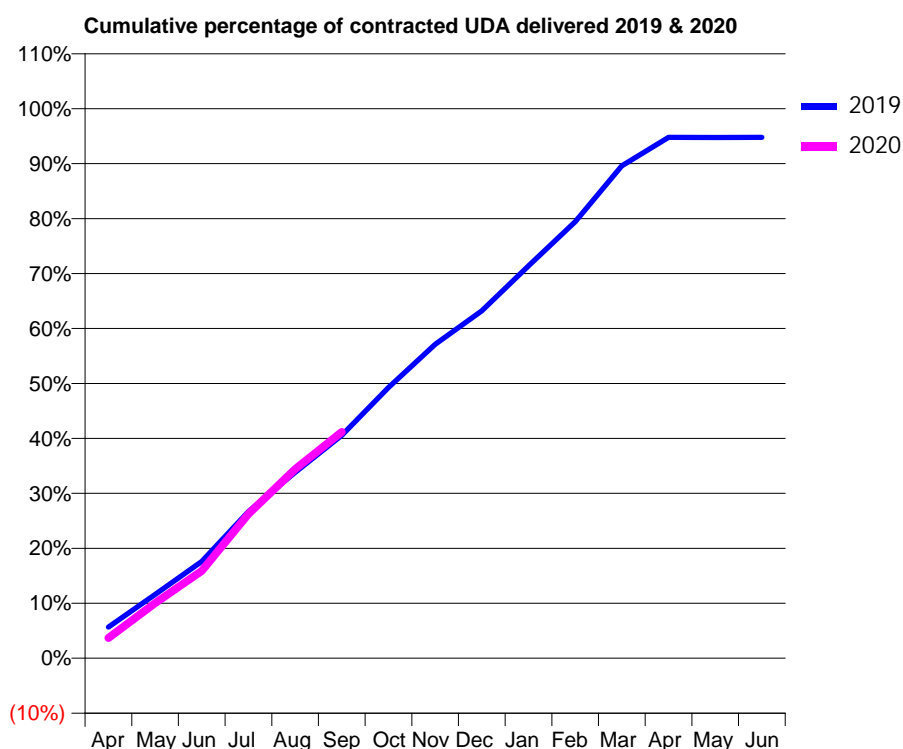
19/20 Contracted general activity (UDA)	37,656
Carry forward general activity (UDA)	0
19/20 Contracted orthodontic activity (UOA)	0
Carry forward orthodontic activity (UOA)	0
Baseline contract value	£936,495.96

ACCESS*

Patients seen in 24 months	Total	Change since previous quarter
Quarter ending September 2018	14,923	
Quarter ending December 2018	14,626	↓
Quarter ending March 2019	14,655	→
Quarter ending June 2019	14,707	→
Quarter ending September 2019	14,752	→
Variance since September 2018	(1.1%)	↓



ACTIVITY



Month	2019	2020
April	2,130	1,383
May	4,376	3,781
June	6,630	5,982
July	10,052	9,892
August	12,745	12,954
September	15,273	15,506
October	18,543	
November	21,514	
December	23,798	
January	26,887	
February	29,917	
March	33,742	
April	35,686	
May	35,682	
June	35,692	

QUALITY

	Quantity	Base Number	Contract	AT	Region	England
% of FP17s for the same patient ID Re-attending within 3 months - Children	195	3,250	6.0%	10.9%	11.3%	11.5%
% of FP17s for the same patient ID Re-attending within 3 months - Adults	505	6,716	7.5%	14.3%	14.7%	15.4%
% of FP17s for the same patient ID Re-attending between 3 & 9 months - Children	2,133	3,250	65.6%	59.1%	60.8%	59.7%
% of FP17s for the same patient ID Re-attending between 3 & 9 months - Adults	4,428	6,716	65.9%	49.6%	52.8%	51.7%
% of FP17s for Band 1 Urgent Courses	428	9,091	4.7%	8.8%	8.2%	9.2%
% of FP17s Relating to Free Repair or Replacements	32	9,091	0.4%	0.6%	0.7%	0.7%
% of FP17s Relating to Continuations	13	9,091	0.1%	0.7%	0.8%	0.8%
% of Patients satisfied with the dentistry they have received	5	5	N/A	93.8%	93.2%	93.5%
% of Patients satisfied with the time they had to wait for an appointment	5	5	N/A	88.4%	88.5%	87.4%

* This is based on patients treated on this contract for their most recent course of treatment. Figures in italics indicate the base number of FP17s or Patient Questionnaire responses are less than 100. N/A is shown where the base number of responses is less than 10 during the period. % is calculated as Quantity/Base number*100

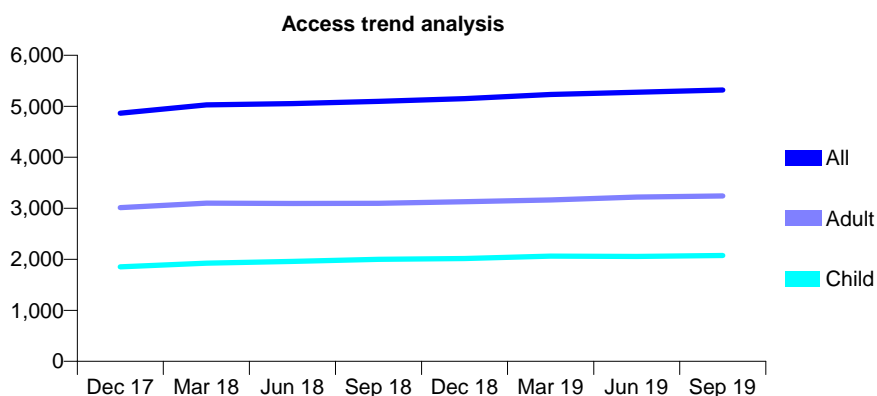
Q58 - Vital Signs At a Glance Contract Report for 165034/0001 - September 2019

Name or company name	Ross, Hirschowitz & Videlefsky
Contract type name	GDS Contract
Purpose of contract	General
Contract start date	01/04/2009
Contract end date	

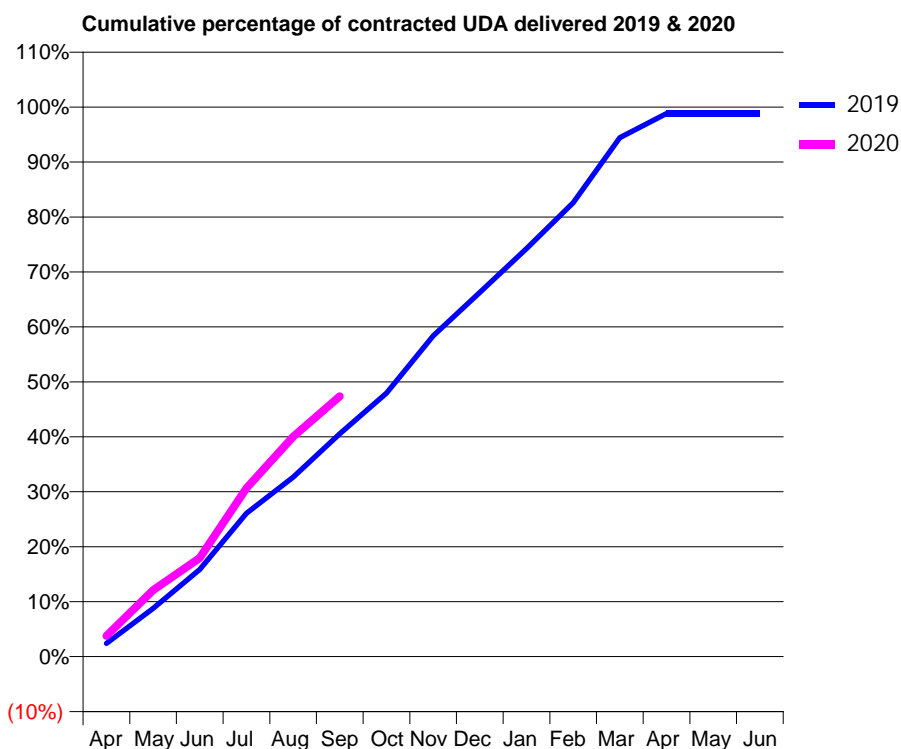
19/20 Contracted general activity (UDA)	12,500
Carry forward general activity (UDA)	0
19/20 Contracted orthodontic activity (UOA)	0
Carry forward orthodontic activity (UOA)	0
Baseline contract value	£308,320.18

ACCESS*

Patients seen in 24 months	Total	Change since previous quarter
Quarter ending September 2018	5,097	
Quarter ending December 2018	5,148	→
Quarter ending March 2019	5,231	→
Quarter ending June 2019	5,275	→
Quarter ending September 2019	5,319	→
Variance since September 2018	4.4%	↑



ACTIVITY



Month	Adjusted Scheduled Activity (UDA)	
	2019	2020
April	300	472
May	1,098	1,511
June	1,981	2,247
July	3,259	3,834
August	4,085	5,003
September	5,071	5,924
October	5,992	
November	7,297	
December	8,283	
January	9,280	
February	10,326	
March	11,805	
April	12,354	
May	12,354	
June	12,354	

QUALITY

	Quantity	Base Number	Contract	AT	Region	England
% of FP17s for the same patient ID Re-attending within 3 months - Children	175	1,688	10.4%	10.9%	11.3%	11.5%
% of FP17s for the same patient ID Re-attending within 3 months - Adults	293	2,031	14.4%	14.3%	14.7%	15.4%
% of FP17s for the same patient ID Re-attending between 3 & 9 months - Children	1,084	1,688	64.2%	59.1%	60.8%	59.7%
% of FP17s for the same patient ID Re-attending between 3 & 9 months - Adults	1,046	2,031	51.5%	49.6%	52.8%	51.7%
% of FP17s for Band 1 Urgent Courses	328	3,430	9.6%	8.8%	8.2%	9.2%
% of FP17s Relating to Free Repair or Replacements	17	3,430	0.5%	0.6%	0.7%	0.7%
% of FP17s Relating to Continuations	12	3,430	0.3%	0.7%	0.8%	0.8%
% of Patients satisfied with the dentistry they have received	0	0	N/A	93.8%	93.2%	93.5%
% of Patients satisfied with the time they had to wait for an appointment	0	0	N/A	88.4%	88.5%	87.4%

* This is based on patients treated on this contract for their most recent course of treatment. Figures in italics indicate the base number of FP17s or Patient Questionnaire responses are less than 100. N/A is shown where the base number of responses is less than 10 during the period. % is calculated as Quantity/Base number*100

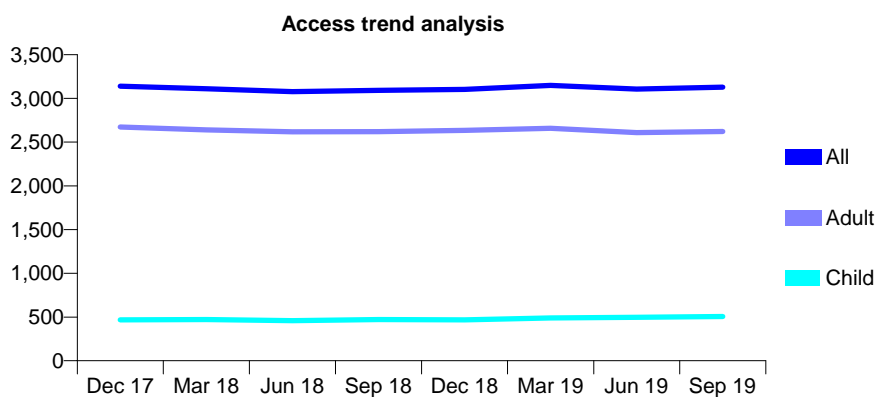
Q58 - Vital Signs At a Glance Contract Report for 165220/0001 - September 2019

Name or company name	Beech Hill Dental Practice Limited
Contract type name	GDS Contract
Purpose of contract	General
Contract start date	01/10/2010
Contract end date	

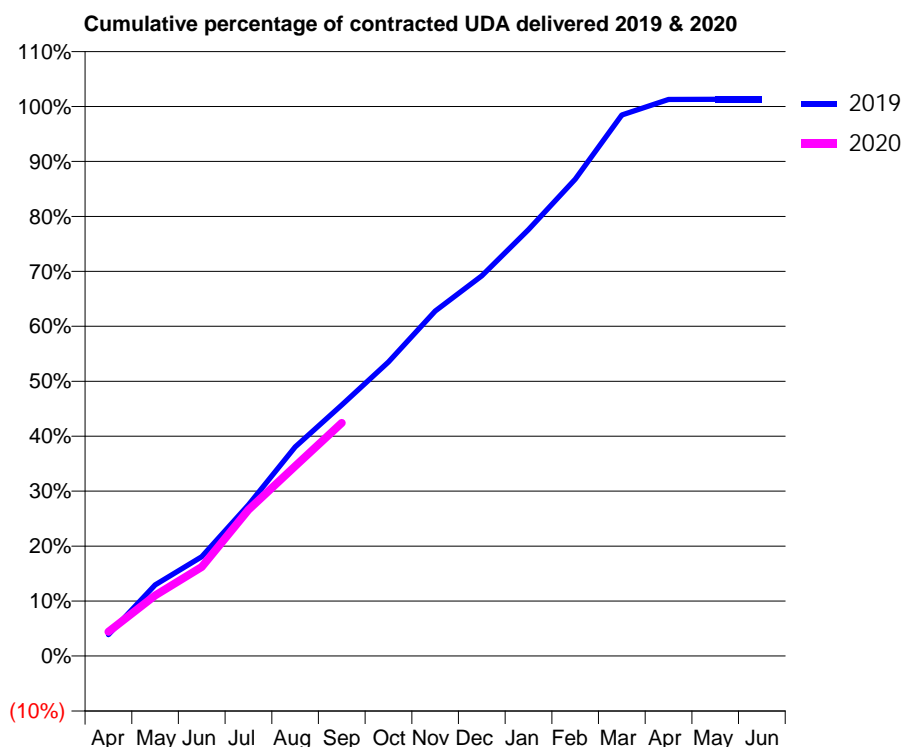
19/20 Contracted general activity (UDA)	11,000
Carry forward general activity (UDA)	0
19/20 Contracted orthodontic activity (UOA)	0
Carry forward orthodontic activity (UOA)	0
Baseline contract value	£282,153.50

ACCESS*

Patients seen in 24 months	Total	Change since previous quarter
Quarter ending September 2018	3,092	
Quarter ending December 2018	3,102	→
Quarter ending March 2019	3,148	→
Quarter ending June 2019	3,106	↓
Quarter ending September 2019	3,129	→
Variance since September 2018	1.2%	→



ACTIVITY



Month	Adjusted Scheduled Activity (UDA)	
	2019	2020
April	427	487
May	1,423	1,214
June	1,987	1,784
July	3,024	2,926
August	4,185	3,802
September	5,025	4,667
October	5,889	
November	6,904	
December	7,610	
January	8,534	
February	9,545	
March	10,827	
April	11,140	
May	11,144	
June	11,144	

QUALITY

	Quantity	Base Number	Contract	AT	Region	England
% of FP17s for the same patient ID Re-attending within 3 months - Children	17	341	5.0%	10.9%	11.3%	11.5%
% of FP17s for the same patient ID Re-attending within 3 months - Adults	171	1,419	12.1%	14.3%	14.7%	15.4%
% of FP17s for the same patient ID Re-attending between 3 & 9 months - Children	157	341	46.0%	59.1%	60.8%	59.7%
% of FP17s for the same patient ID Re-attending between 3 & 9 months - Adults	568	1,419	40.0%	49.6%	52.8%	51.7%
% of FP17s for Band 1 Urgent Courses	186	1,641	11.3%	8.8%	8.2%	9.2%
% of FP17s Relating to Free Repair or Replacements	4	1,641	0.2%	0.6%	0.7%	0.7%
% of FP17s Relating to Continuations	2	1,641	0.1%	0.7%	0.8%	0.8%
% of Patients satisfied with the dentistry they have received	1	1	N/A	93.8%	93.2%	93.5%
% of Patients satisfied with the time they had to wait for an appointment	1	1	N/A	88.4%	88.5%	87.4%

* This is based on patients treated on this contract for their most recent course of treatment. Figures in italics indicate the base number of FP17s or Patient Questionnaire responses are less than 100. N/A is shown where the base number of responses is less than 10 during the period. % is calculated as Quantity/Base number*100

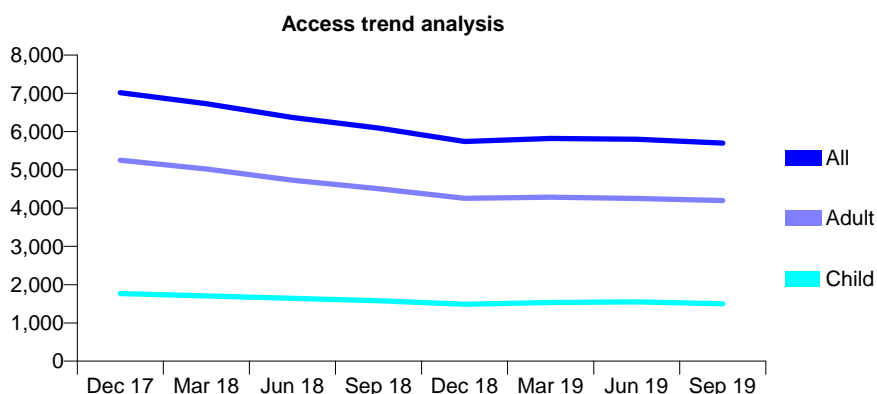
Q58 - Vital Signs At a Glance Contract Report for 167045/0001 - September 2019

Name or company name	QUALITY DENTAL CARE LIMITED
Contract type name	GDS Contract
Purpose of contract	General and Orthodontic
Contract start date	05/02/2008
Contract end date	

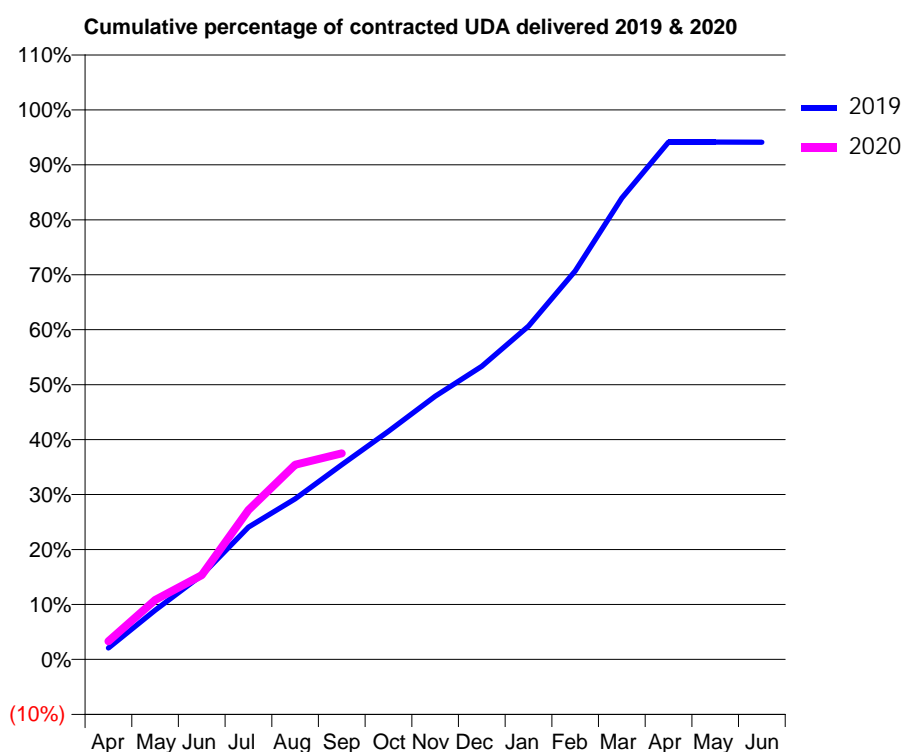
19/20 Contracted general activity (UDA)	18,500
Carry forward general activity (UDA)	0
19/20 Contracted orthodontic activity (UOA)	4,389
Carry forward orthodontic activity (UOA)	-14
Baseline contract value	£725,499.02

ACCESS*

Patients seen in 24 months	Total	Change since previous quarter
Quarter ending September 2018	6,091	
Quarter ending December 2018	5,742	↓
Quarter ending March 2019	5,819	→
Quarter ending June 2019	5,800	→
Quarter ending September 2019	5,700	↓
Variance since September 2018	(6.4%)	↓



ACTIVITY



Month	Adjusted Scheduled Activity (UDA)	
	2019	2020
April	385	612
May	1,657	2,005
June	2,834	2,836
July	4,451	5,029
August	5,409	6,555
September	6,552	6,938
October	7,679	
November	8,858	
December	9,867	
January	11,221	
February	13,081	
March	15,529	
April	17,419	
May	17,415	
June	17,413	

QUALITY

	Quantity	Base Number	Contract	AT	Region	England
% of FP17s for the same patient ID Re-attending within 3 months - Children	84	900	9.3%	10.9%	11.3%	11.5%
% of FP17s for the same patient ID Re-attending within 3 months - Adults	357	2,187	16.3%	14.3%	14.7%	15.4%
% of FP17s for the same patient ID Re-attending between 3 & 9 months - Children	335	900	37.2%	59.1%	60.8%	59.7%
% of FP17s for the same patient ID Re-attending between 3 & 9 months - Adults	804	2,187	36.8%	49.6%	52.8%	51.7%
% of FP17s for Band 1 Urgent Courses	397	2,416	16.4%	8.8%	8.2%	9.2%
% of FP17s Relating to Free Repair or Replacements	27	2,416	1.1%	0.6%	0.7%	0.7%
% of FP17s Relating to Continuations	7	2,416	0.3%	0.7%	0.8%	0.8%
% of Patients satisfied with the dentistry they have received	2	3	N/A	93.8%	93.2%	93.5%
% of Patients satisfied with the time they had to wait for an appointment	1	3	N/A	88.4%	88.5%	87.4%

* This is based on patients treated on this contract for their most recent course of treatment. Figures in italics indicate the base number of FP17s or Patient Questionnaire responses are less than 100. N/A is shown where the base number of responses is less than 10 during the period. % is calculated as Quantity/Base number*100

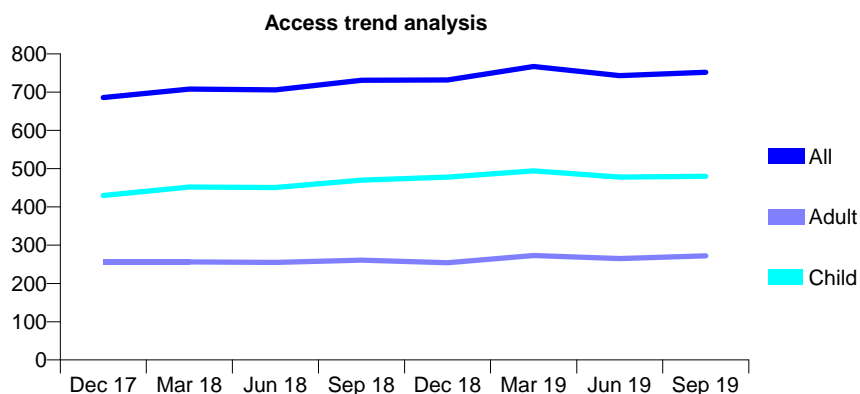
Q58 - Vital Signs At a Glance Contract Report for 167703/0001 - September 2019

Name or company name	Red House Dental
Contract type name	GDS Contract
Purpose of contract	General
Contract start date	01/12/2011
Contract end date	

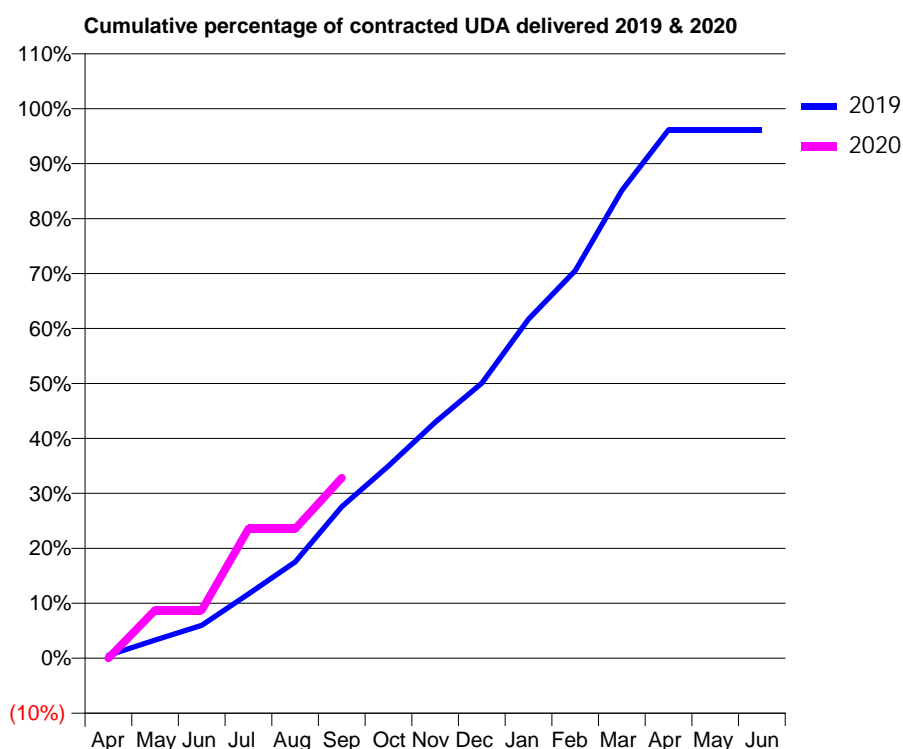
19/20 Contracted general activity (UDA)	1,668
Carry forward general activity (UDA)	0
19/20 Contracted orthodontic activity (UOA)	0
Carry forward orthodontic activity (UOA)	0
Baseline contract value	£41,810.54

ACCESS*

Patients seen in 24 months	Total	Change since previous quarter
Quarter ending September 2018	731	
Quarter ending December 2018	732	→
Quarter ending March 2019	767	↑
Quarter ending June 2019	743	↓
Quarter ending September 2019	752	→
Variance since September 2018	2.9%	↑



ACTIVITY



Month	2019	2020
April	9	0
May	55	146
June	100	146
July	195	393
August	292	393
September	460	547
October	584	
November	716	
December	835	
January	1,029	
February	1,176	
March	1,420	
April	1,604	
May	1,604	
June	1,604	

QUALITY

	Quantity	Base Number	Contract	AT	Region	England
% of FP17s for the same patient ID Re-attending within 3 months - Children	25	297	8.4%	10.9%	11.3%	11.5%
% of FP17s for the same patient ID Re-attending within 3 months - Adults	21	152	13.8%	14.3%	14.7%	15.4%
% of FP17s for the same patient ID Re-attending between 3 & 9 months - Children	176	297	59.3%	59.1%	60.8%	59.7%
% of FP17s for the same patient ID Re-attending between 3 & 9 months - Adults	77	152	50.7%	49.6%	52.8%	51.7%
% of FP17s for Band 1 Urgent Courses	15	377	4.0%	8.8%	8.2%	9.2%
% of FP17s Relating to Free Repair or Replacements	1	377	0.3%	0.6%	0.7%	0.7%
% of FP17s Relating to Continuations	9	377	2.4%	0.7%	0.8%	0.8%
% of Patients satisfied with the dentistry they have received	0	0	N/A	93.8%	93.2%	93.5%
% of Patients satisfied with the time they had to wait for an appointment	0	0	N/A	88.4%	88.5%	87.4%

* This is based on patients treated on this contract for their most recent course of treatment.

Figures in italics indicate the base number of FP17s or Patient Questionnaire responses are less than 100. N/A is shown where the base number of responses is less than 10 during the period. % is calculated as Quantity/Base number*100

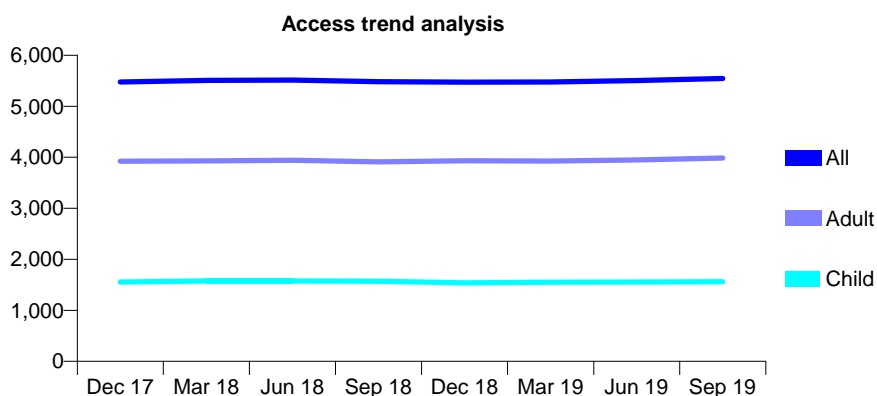
Q58 - Vital Signs At a Glance Contract Report for 168335/0001 - September 2019

Name or company name	Darius G-Sair & Associates Limited
Contract type name	GDS Contract
Purpose of contract	General
Contract start date	01/04/2009
Contract end date	

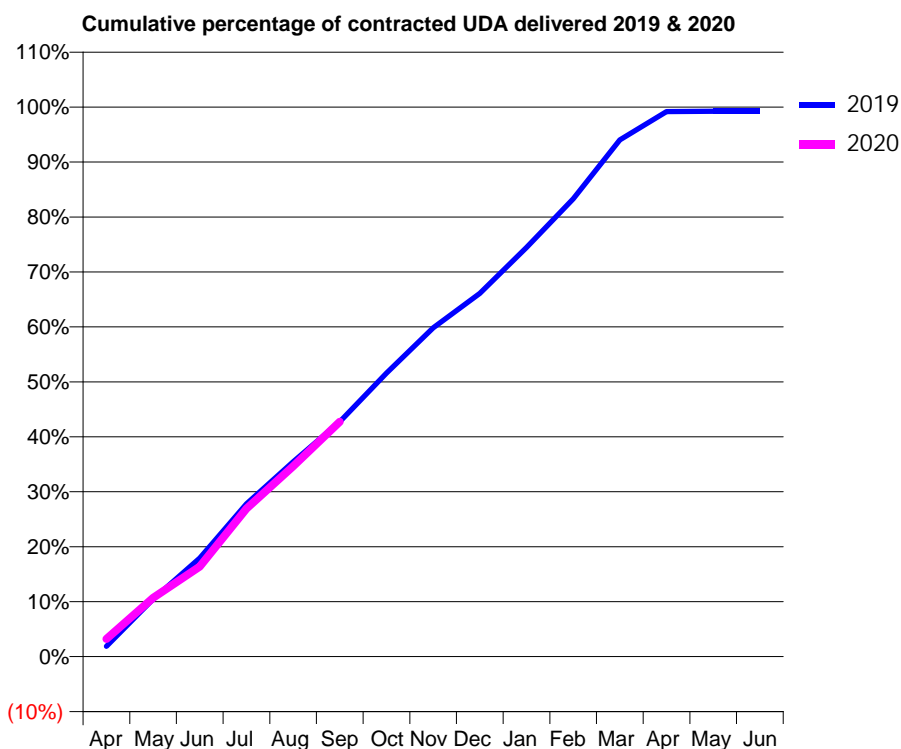
19/20 Contracted general activity (UDA)	18,357
Carry forward general activity (UDA)	0
19/20 Contracted orthodontic activity (UOA)	0
Carry forward orthodontic activity (UOA)	0
Baseline contract value	£554,168.57

ACCESS*

Patients seen in 24 months	Total	Change since previous quarter
Quarter ending September 2018	5,480	
Quarter ending December 2018	5,472	→
Quarter ending March 2019	5,476	→
Quarter ending June 2019	5,504	→
Quarter ending September 2019	5,546	→
Variance since September 2018	1.2%	→



ACTIVITY



Month	Adjusted Scheduled Activity (UDA)	
	2019	2020
April	345	591
May	1,921	1,965
June	3,288	3,010
July	5,103	4,944
August	6,512	6,361
September	7,846	7,845
October	9,472	
November	10,982	
December	12,131	
January	13,663	
February	15,292	
March	17,258	
April	18,205	
May	18,219	
June	18,219	

QUALITY

	Quantity	Base Number	Contract	AT	Region	England
% of FP17s for the same patient ID Re-attending within 3 months - Children	78	1,064	7.3%	10.9%	11.3%	11.5%
% of FP17s for the same patient ID Re-attending within 3 months - Adults	377	2,390	15.8%	14.3%	14.7%	15.4%
% of FP17s for the same patient ID Re-attending between 3 & 9 months - Children	619	1,064	58.2%	59.1%	60.8%	59.7%
% of FP17s for the same patient ID Re-attending between 3 & 9 months - Adults	1,140	2,390	47.7%	49.6%	52.8%	51.7%
% of FP17s for Band 1 Urgent Courses	425	3,162	13.4%	8.8%	8.2%	9.2%
% of FP17s Relating to Free Repair or Replacements	16	3,162	0.5%	0.6%	0.7%	0.7%
% of FP17s Relating to Continuations	19	3,162	0.6%	0.7%	0.8%	0.8%
% of Patients satisfied with the dentistry they have received	1	1	N/A	93.8%	93.2%	93.5%
% of Patients satisfied with the time they had to wait for an appointment	1	1	N/A	88.4%	88.5%	87.4%

* This is based on patients treated on this contract for their most recent course of treatment. Figures in italics indicate the base number of FP17s or Patient Questionnaire responses are less than 100. N/A is shown where the base number of responses is less than 10 during the period. % is calculated as Quantity/Base number*100

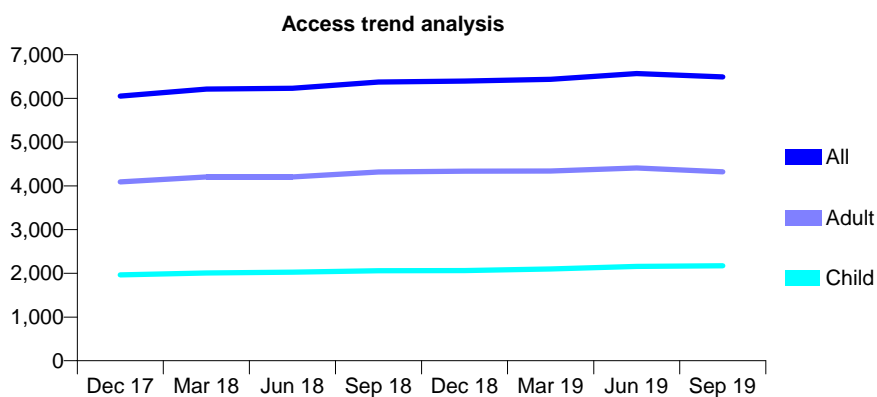
Q58 - Vital Signs At a Glance Contract Report for 168343/0001 - September 2019

Name or company name	INSPIRE DENTAL CARE
Contract type name	GDS Contract
Purpose of contract	General
Contract start date	01/02/2008
Contract end date	

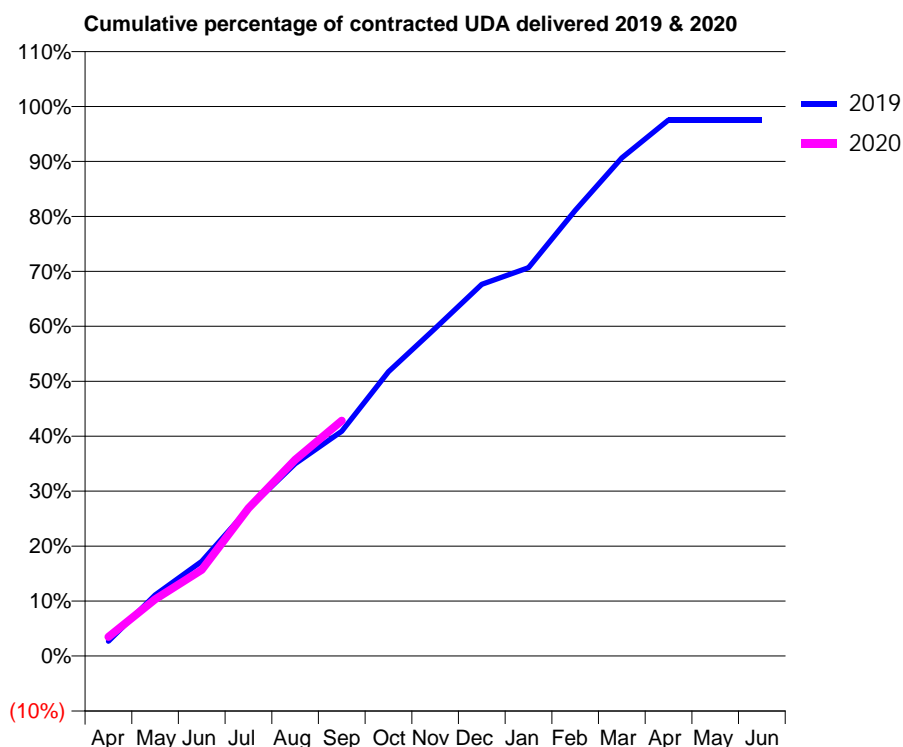
19/20 Contracted general activity (UDA)	17,816
Carry forward general activity (UDA)	0
19/20 Contracted orthodontic activity (UOA)	0
Carry forward orthodontic activity (UOA)	0
Baseline contract value	£445,983.73

ACCESS*

Patients seen in 24 months	Total	Change since previous quarter
Quarter ending September 2018	6,373	
Quarter ending December 2018	6,399	→
Quarter ending March 2019	6,438	→
Quarter ending June 2019	6,568	↑
Quarter ending September 2019	6,493	↓
Variance since September 2018	1.9%	→



ACTIVITY



Month	Adjusted Scheduled Activity (UDA)	
	2019	2020
April	483	619
May	1,976	1,842
June	3,074	2,794
July	4,774	4,793
August	6,238	6,362
September	7,285	7,629
October	9,214	
November	10,626	
December	12,051	
January	12,588	
February	14,448	
March	16,151	
April	17,377	
May	17,378	
June	17,378	

QUALITY

	Quantity	Base Number	Contract	AT	Region	England
% of FP17s for the same patient ID Re-attending within 3 months - Children	75	1,454	5.2%	10.9%	11.3%	11.5%
% of FP17s for the same patient ID Re-attending within 3 months - Adults	185	2,231	8.3%	14.3%	14.7%	15.4%
% of FP17s for the same patient ID Re-attending between 3 & 9 months - Children	637	1,454	43.8%	59.1%	60.8%	59.7%
% of FP17s for the same patient ID Re-attending between 3 & 9 months - Adults	839	2,231	37.6%	49.6%	52.8%	51.7%
% of FP17s for Band 1 Urgent Courses	205	3,297	6.2%	8.8%	8.2%	9.2%
% of FP17s Relating to Free Repair or Replacements	25	3,297	0.8%	0.6%	0.7%	0.7%
% of FP17s Relating to Continuations	10	3,297	0.3%	0.7%	0.8%	0.8%
% of Patients satisfied with the dentistry they have received	1	1	N/A	93.8%	93.2%	93.5%
% of Patients satisfied with the time they had to wait for an appointment	0	1	N/A	88.4%	88.5%	87.4%

* This is based on patients treated on this contract for their most recent course of treatment. Figures in italics indicate the base number of FP17s or Patient Questionnaire responses are less than 100. N/A is shown where the base number of responses is less than 10 during the period. % is calculated as Quantity/Base number*100

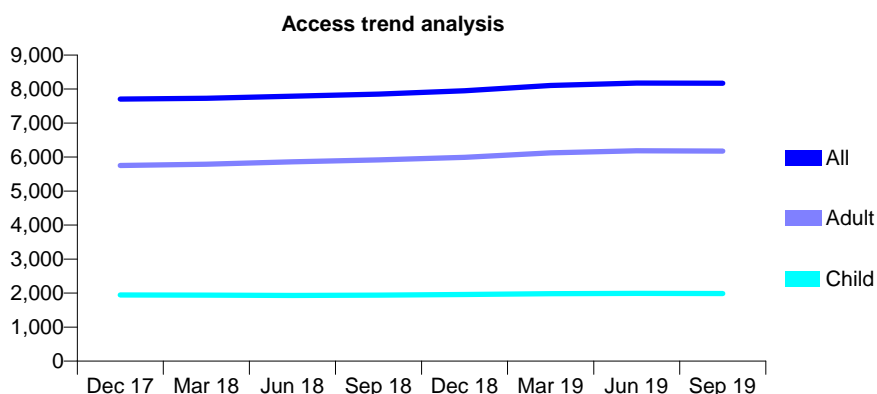
Q58 - Vital Signs At a Glance Contract Report for 169471/0001 - September 2019

Name or company name	Sawbridgeworth Dental Practice Limited
Contract type name	GDS Contract
Purpose of contract	General
Contract start date	01/04/2009
Contract end date	

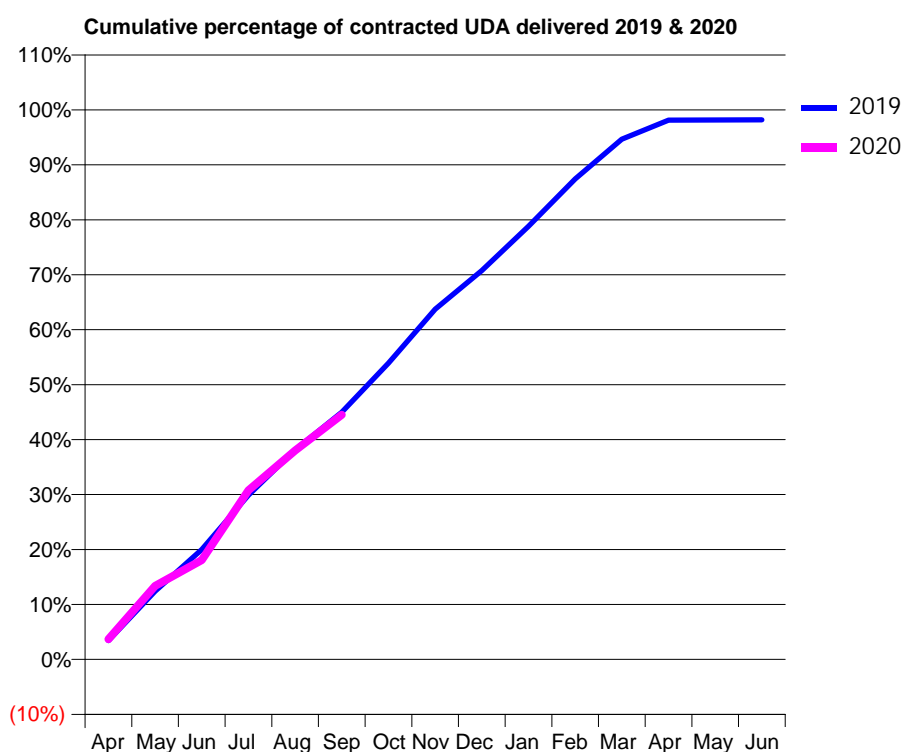
19/20 Contracted general activity (UDA)	18,155
Carry forward general activity (UDA)	0
19/20 Contracted orthodontic activity (UOA)	0
Carry forward orthodontic activity (UOA)	0
Baseline contract value	£454,415.89

ACCESS*

Patients seen in 24 months	Total	Change since previous quarter
Quarter ending September 2018	7,852	
Quarter ending December 2018	7,950	→
Quarter ending March 2019	8,106	→
Quarter ending June 2019	8,179	→
Quarter ending September 2019	8,170	→
Variance since September 2018	4.0%	↑



ACTIVITY



Month	2019	2020
April	625	671
May	2,259	2,430
June	3,632	3,282
July	5,429	5,582
August	6,923	6,900
September	8,164	8,084
October	9,792	
November	11,570	
December	12,845	
January	14,313	
February	15,876	
March	17,185	
April	17,815	
May	17,818	
June	17,821	

QUALITY

	Quantity	Base Number	Contract	AT	Region	England
% of FP17s for the same patient ID Re-attending within 3 months - Children	91	1,368	6.7%	10.9%	11.3%	11.5%
% of FP17s for the same patient ID Re-attending within 3 months - Adults	579	3,616	16.0%	14.3%	14.7%	15.4%
% of FP17s for the same patient ID Re-attending between 3 & 9 months - Children	783	1,368	57.2%	59.1%	60.8%	59.7%
% of FP17s for the same patient ID Re-attending between 3 & 9 months - Adults	1,422	3,616	39.3%	49.6%	52.8%	51.7%
% of FP17s for Band 1 Urgent Courses	484	4,618	10.5%	8.8%	8.2%	9.2%
% of FP17s Relating to Free Repair or Replacements	41	4,618	0.9%	0.6%	0.7%	0.7%
% of FP17s Relating to Continuations	55	4,618	1.2%	0.7%	0.8%	0.8%
% of Patients satisfied with the dentistry they have received	2	2	N/A	93.8%	93.2%	93.5%
% of Patients satisfied with the time they had to wait for an appointment	2	2	N/A	88.4%	88.5%	87.4%

* This is based on patients treated on this contract for their most recent course of treatment. Figures in italics indicate the base number of FP17s or Patient Questionnaire responses are less than 100. N/A is shown where the base number of responses is less than 10 during the period. % is calculated as Quantity/Base number*100

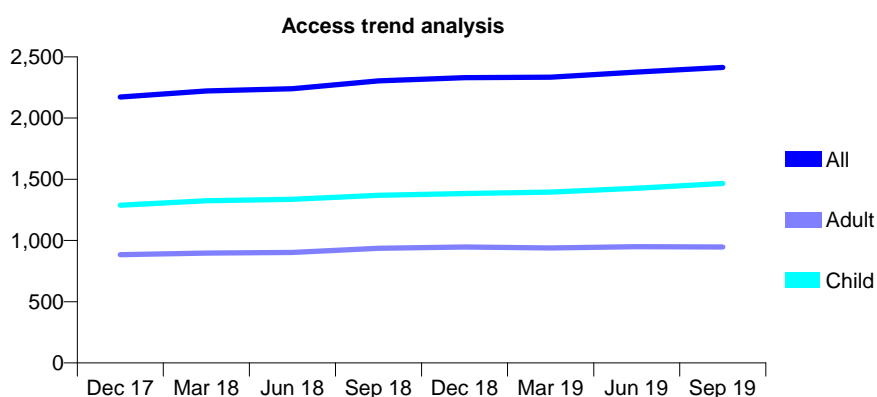
Q58 - Vital Signs At a Glance Contract Report for 169684/0001 - September 2019

Name or company name	Beehive Dental Practice
Contract type name	GDS Contract
Purpose of contract	General
Contract start date	01/04/2006
Contract end date	

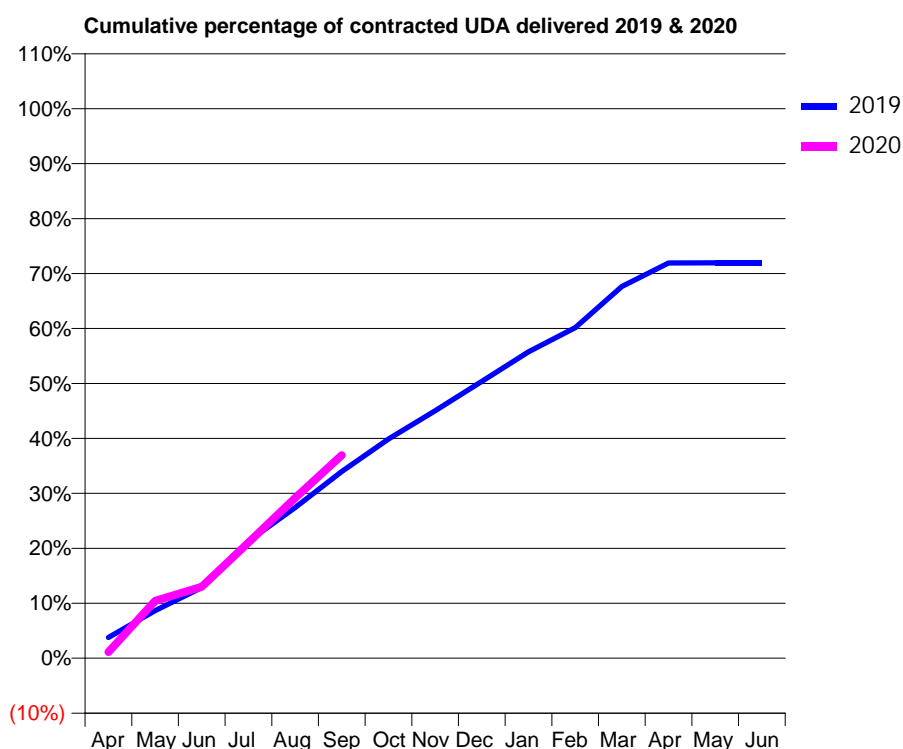
19/20 Contracted general activity (UDA)	7,550
Carry forward general activity (UDA)	0
19/20 Contracted orthodontic activity (UOA)	0
Carry forward orthodontic activity (UOA)	0
Baseline contract value	£188,392.90

ACCESS*

Patients seen in 24 months	Total	Change since previous quarter
Quarter ending September 2018	2,305	
Quarter ending December 2018	2,331	→
Quarter ending March 2019	2,334	→
Quarter ending June 2019	2,376	→
Quarter ending September 2019	2,413	→
Variance since September 2018	4.7%	↑



ACTIVITY



Adjusted Scheduled Activity (UDA)		
Month	2019	2020
April	284	86
May	656	790
June	971	981
July	1,608	1,589
August	2,070	2,204
September	2,564	2,789
October	3,011	
November	3,401	
December	3,802	
January	4,209	
February	4,541	
March	5,107	
April	5,430	
May	5,432	
June	5,432	

QUALITY

	Quantity	Base Number	Contract	AT	Region	England
% of FP17s for the same patient ID Re-attending within 3 months - Children	72	1,213	5.9%	10.9%	11.3%	11.5%
% of FP17s for the same patient ID Re-attending within 3 months - Adults	83	537	15.5%	14.3%	14.7%	15.4%
% of FP17s for the same patient ID Re-attending between 3 & 9 months - Children	779	1,213	64.2%	59.1%	60.8%	59.7%
% of FP17s for the same patient ID Re-attending between 3 & 9 months - Adults	272	537	50.7%	49.6%	52.8%	51.7%
% of FP17s for Band 1 Urgent Courses	113	1,580	7.2%	8.8%	8.2%	9.2%
% of FP17s Relating to Free Repair or Replacements	0	1,580	0.0%	0.6%	0.7%	0.7%
% of FP17s Relating to Continuations	4	1,580	0.3%	0.7%	0.8%	0.8%
% of Patients satisfied with the dentistry they have received	0	0	N/A	93.8%	93.2%	93.5%
% of Patients satisfied with the time they had to wait for an appointment	0	0	N/A	88.4%	88.5%	87.4%

* This is based on patients treated on this contract for their most recent course of treatment.

Figures in italics indicate the base number of FP17s or Patient Questionnaire responses are less than 100. N/A is shown where the base number of responses is less than 10 during the period. % is calculated as Quantity/Base number*100

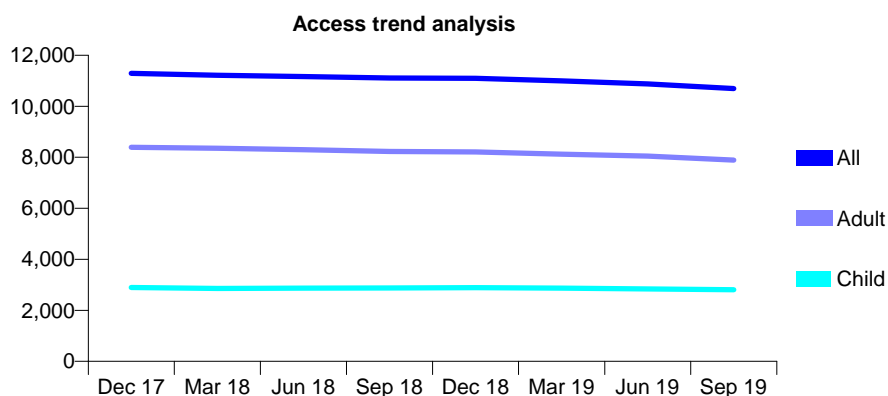
Q58 - Vital Signs At a Glance Contract Report for 170518/0001 - September 2019

Name or company name	Pondental Surgery
Contract type name	GDS Contract
Purpose of contract	General
Contract start date	01/03/2015
Contract end date	

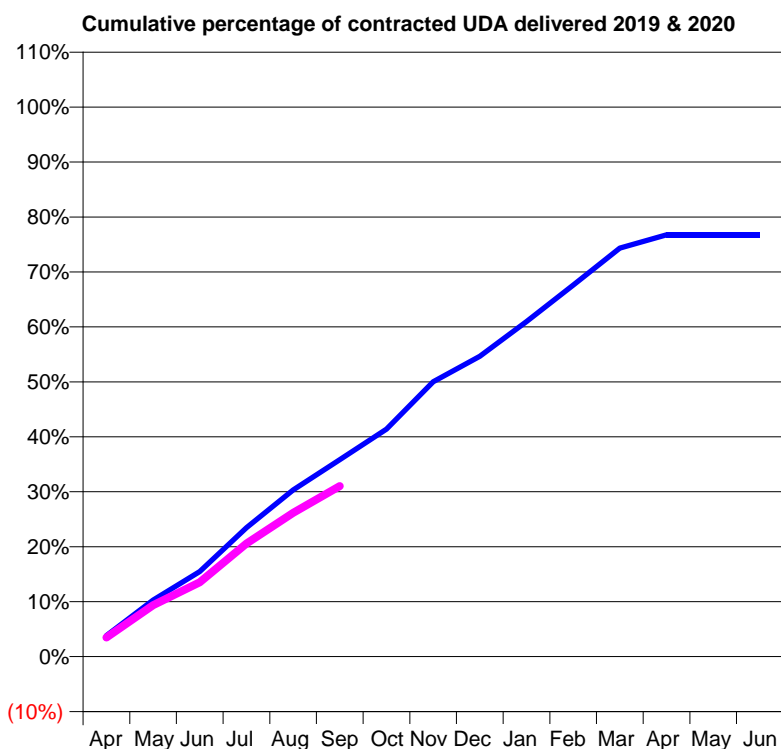
19/20 Contracted general activity (UDA)	34,000
Carry forward general activity (UDA)	0
19/20 Contracted orthodontic activity (UOA)	0
Carry forward orthodontic activity (UOA)	0
Baseline contract value	£774,330.35

ACCESS*

Patients seen in 24 months	Total	Change since previous quarter
Quarter ending September 2018	11,109	
Quarter ending December 2018	11,098	→
Quarter ending March 2019	10,995	→
Quarter ending June 2019	10,881	↓
Quarter ending September 2019	10,697	↓
Variance since September 2018	(3.7%)	↓



ACTIVITY



Month	Adjusted Scheduled Activity (UDA)	
	2019	2020
April	1,305	1,186
May	3,504	3,181
June	5,269	4,598
July	7,977	7,005
August	10,321	8,902
September	12,185	10,546
October	14,075	
November	17,012	
December	18,583	
January	20,726	
February	22,991	
March	25,275	
April	26,091	
May	26,091	
June	26,094	

QUALITY

	Quantity	Base Number	Contract	AT	Region	England
% of FP17s for the same patient ID Re-attending within 3 months - Children	79	1,774	4.5%	10.9%	11.3%	11.5%
% of FP17s for the same patient ID Re-attending within 3 months - Adults	374	4,163	9.0%	14.3%	14.7%	15.4%
% of FP17s for the same patient ID Re-attending between 3 & 9 months - Children	986	1,774	55.6%	59.1%	60.8%	59.7%
% of FP17s for the same patient ID Re-attending between 3 & 9 months - Adults	1,838	4,163	44.2%	49.6%	52.8%	51.7%
% of FP17s for Band 1 Urgent Courses	576	5,611	10.3%	8.8%	8.2%	9.2%
% of FP17s Relating to Free Repair or Replacements	26	5,611	0.5%	0.6%	0.7%	0.7%
% of FP17s Relating to Continuations	36	5,611	0.6%	0.7%	0.8%	0.8%
% of Patients satisfied with the dentistry they have received	0	0	N/A	93.8%	93.2%	93.5%
% of Patients satisfied with the time they had to wait for an appointment	0	0	N/A	88.4%	88.5%	87.4%

* This is based on patients treated on this contract for their most recent course of treatment. Figures in italics indicate the base number of FP17s or Patient Questionnaire responses are less than 100. N/A is shown where the base number of responses is less than 10 during the period. % is calculated as Quantity/Base number*100

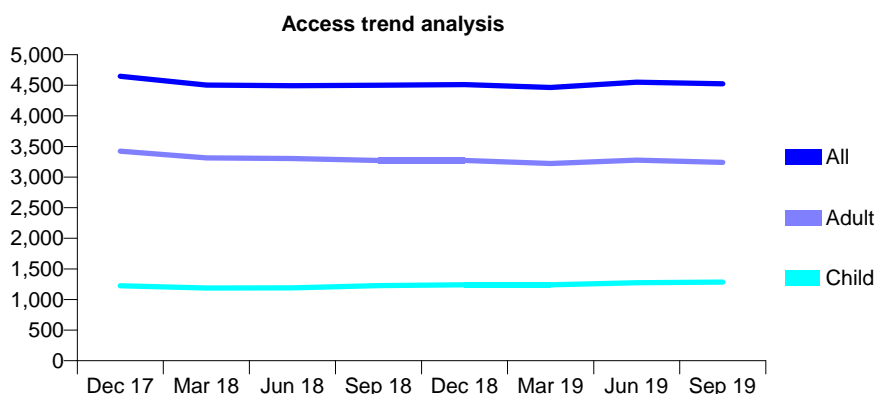
Q58 - Vital Signs At a Glance Contract Report for 171042/0001 - September 2019

Name or company name	Mr Roderick P Ingham, Mr Jose F Angelo a
Contract type name	GDS Contract
Purpose of contract	General
Contract start date	01/06/2014
Contract end date	

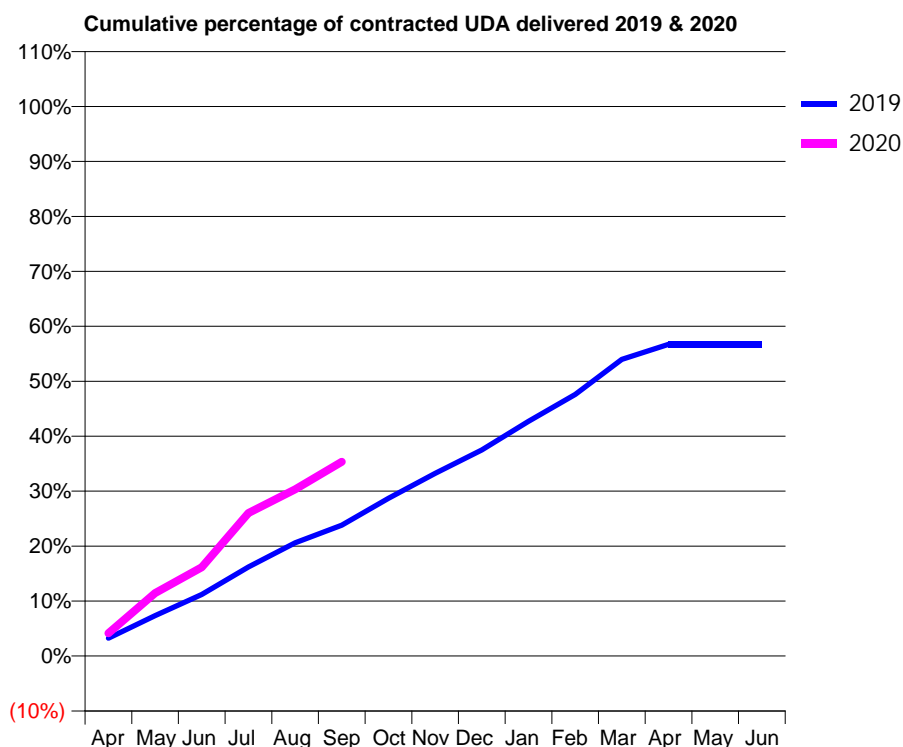
19/20 Contracted general activity (UDA)	21,768
Carry forward general activity (UDA)	0
19/20 Contracted orthodontic activity (UOA)	0
Carry forward orthodontic activity (UOA)	0
Baseline contract value	£546,854.32

ACCESS*

Patients seen in 24 months	Total	Change since previous quarter
Quarter ending September 2018	4,499	
Quarter ending December 2018	4,511	→
Quarter ending March 2019	4,462	↓
Quarter ending June 2019	4,551	→
Quarter ending September 2019	4,525	→
Variance since September 2018	0.6%	→



ACTIVITY



Month	Adjusted Scheduled Activity (UDA)	
	2019	2020
April	703	908
May	1,605	2,495
June	2,439	3,518
July	3,533	5,667
August	4,490	6,603
September	5,186	7,692
October	6,247	
November	7,232	
December	8,163	
January	9,296	
February	10,362	
March	11,751	
April	12,347	
May	12,347	
June	12,347	

QUALITY

	Quantity	Base Number	Contract	AT	Region	England
% of FP17s for the same patient ID Re-attending within 3 months - Children	73	977	7.5%	10.9%	11.3%	11.5%
% of FP17s for the same patient ID Re-attending within 3 months - Adults	295	2,081	14.2%	14.3%	14.7%	15.4%
% of FP17s for the same patient ID Re-attending between 3 & 9 months - Children	495	977	50.7%	59.1%	60.8%	59.7%
% of FP17s for the same patient ID Re-attending between 3 & 9 months - Adults	873	2,081	42.0%	49.6%	52.8%	51.7%
% of FP17s for Band 1 Urgent Courses	270	2,834	9.5%	8.8%	8.2%	9.2%
% of FP17s Relating to Free Repair or Replacements	25	2,834	0.9%	0.6%	0.7%	0.7%
% of FP17s Relating to Continuations	77	2,834	2.7%	0.7%	0.8%	0.8%
% of Patients satisfied with the dentistry they have received	0	0	N/A	93.8%	93.2%	93.5%
% of Patients satisfied with the time they had to wait for an appointment	0	0	N/A	88.4%	88.5%	87.4%

* This is based on patients treated on this contract for their most recent course of treatment. Figures in italics indicate the base number of FP17s or Patient Questionnaire responses are less than 100. N/A is shown where the base number of responses is less than 10 during the period. % is calculated as Quantity/Base number*100

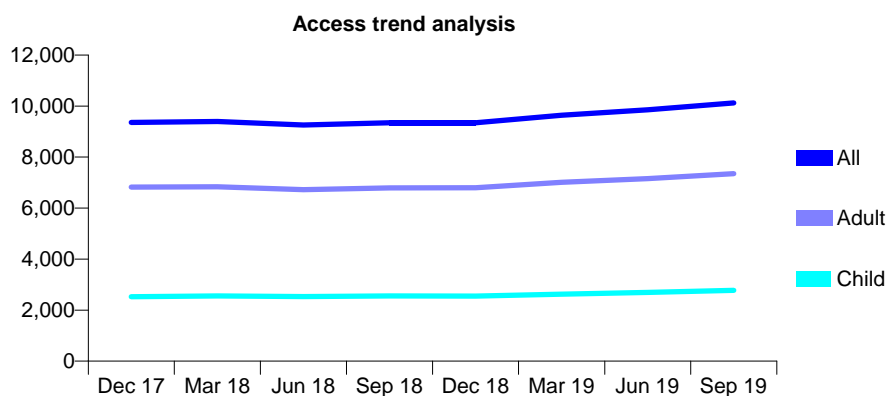
Q58 - Vital Signs At a Glance Contract Report for 171557/0001 - September 2019

Name or company name	The Dentist
Contract type name	GDS Contract
Purpose of contract	General
Contract start date	01/04/2009
Contract end date	

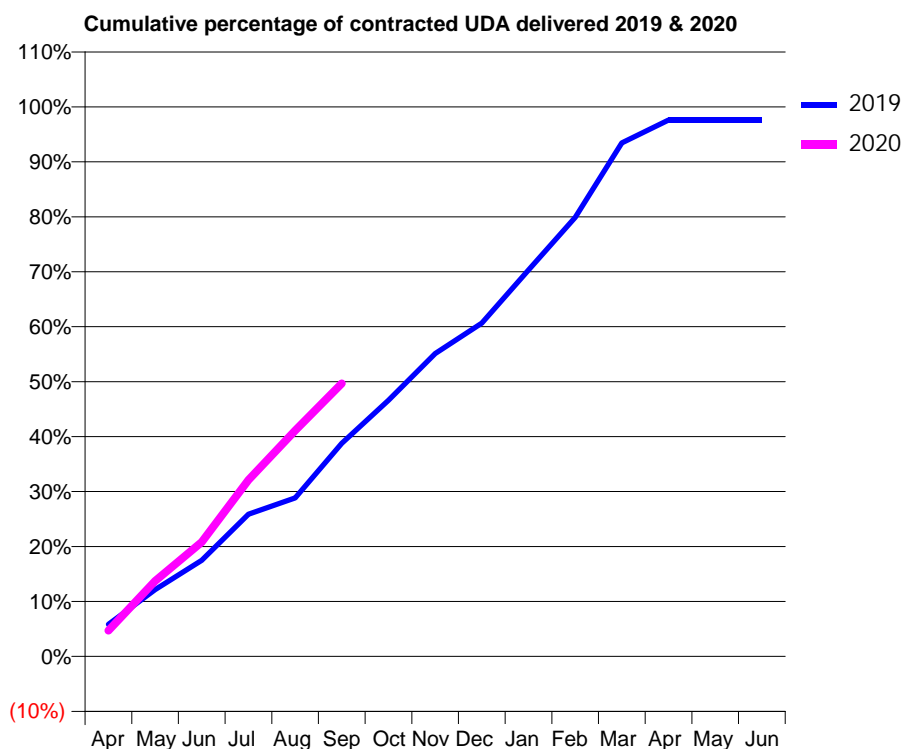
19/20 Contracted general activity (UDA)	23,797
Carry forward general activity (UDA)	0
19/20 Contracted orthodontic activity (UOA)	0
Carry forward orthodontic activity (UOA)	0
Baseline contract value	£595,816.20

ACCESS*

Patients seen in 24 months	Total	Change since previous quarter
Quarter ending September 2018	9,349	
Quarter ending December 2018	9,346	→
Quarter ending March 2019	9,638	↑
Quarter ending June 2019	9,853	↑
Quarter ending September 2019	10,125	↑
Variance since September 2018	8.3%	↑



ACTIVITY



Month	2019	2020
April	1,386	1,124
May	2,899	3,267
June	4,161	4,953
July	6,161	7,641
August	6,863	9,786
September	9,232	11,820
October	11,089	
November	13,115	
December	14,434	
January	16,731	
February	19,012	
March	22,237	
April	23,223	
May	23,226	
June	23,226	

QUALITY

	Quantity	Base Number	Contract	AT	Region	England
% of FP17s for the same patient ID Re-attending within 3 months - Children	166	2,245	7.4%	10.9%	11.3%	11.5%
% of FP17s for the same patient ID Re-attending within 3 months - Adults	645	4,835	13.3%	14.3%	14.7%	15.4%
% of FP17s for the same patient ID Re-attending between 3 & 9 months - Children	1,212	2,245	54.0%	59.1%	60.8%	59.7%
% of FP17s for the same patient ID Re-attending between 3 & 9 months - Adults	2,045	4,835	42.3%	49.6%	52.8%	51.7%
% of FP17s for Band 1 Urgent Courses	673	6,559	10.3%	8.8%	8.2%	9.2%
% of FP17s Relating to Free Repair or Replacements	54	6,559	0.8%	0.6%	0.7%	0.7%
% of FP17s Relating to Continuations	17	6,559	0.3%	0.7%	0.8%	0.8%
% of Patients satisfied with the dentistry they have received	2	2	N/A	93.8%	93.2%	93.5%
% of Patients satisfied with the time they had to wait for an appointment	2	2	N/A	88.4%	88.5%	87.4%

* This is based on patients treated on this contract for their most recent course of treatment. Figures in italics indicate the base number of FP17s or Patient Questionnaire responses are less than 100. N/A is shown where the base number of responses is less than 10 during the period. % is calculated as Quantity/Base number*100

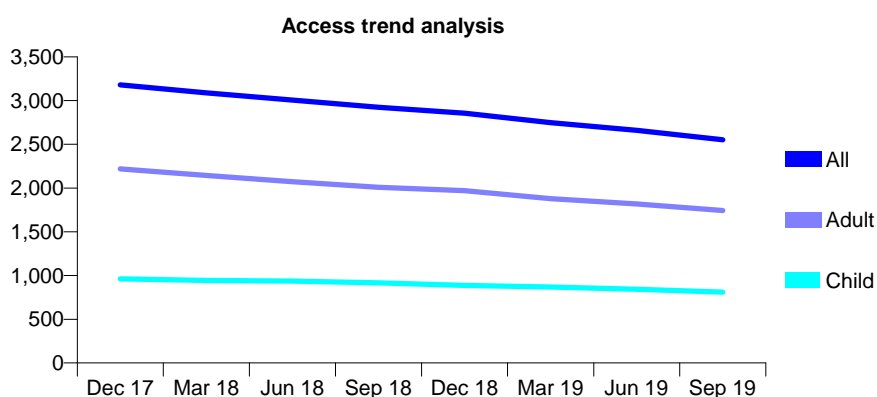
Q58 - Vital Signs At a Glance Contract Report for 171646/0001 - September 2019

Name or company name	The Dental Suite
Contract type name	GDS Contract
Purpose of contract	General
Contract start date	01/05/2014
Contract end date	

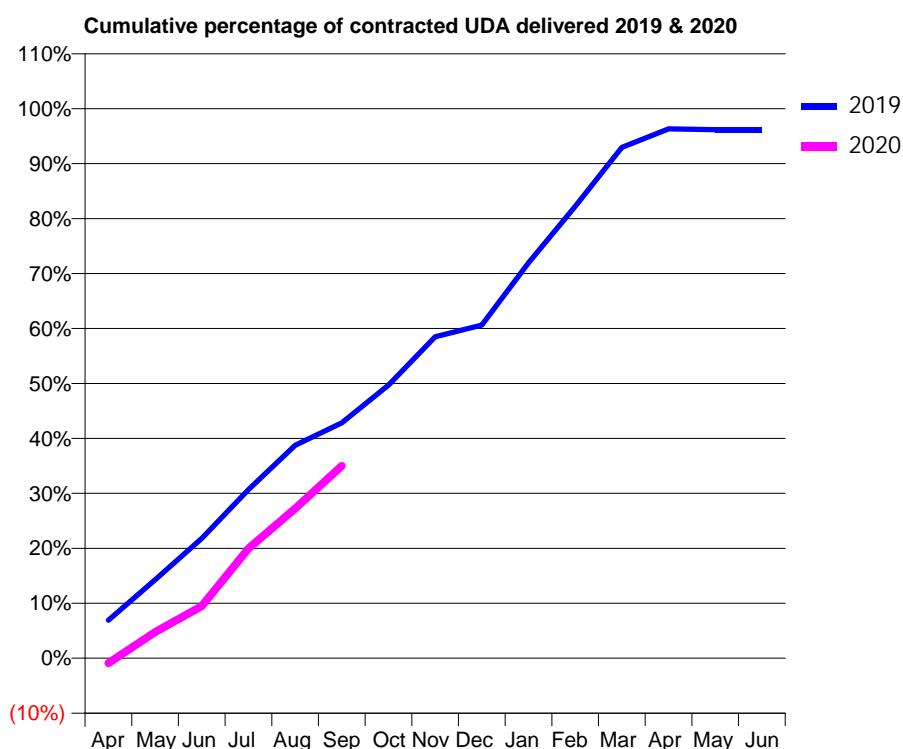
19/20 Contracted general activity (UDA)	8,937
Carry forward general activity (UDA)	340
19/20 Contracted orthodontic activity (UOA)	0
Carry forward orthodontic activity (UOA)	0
Baseline contract value	£250,970.42

ACCESS*

Patients seen in 24 months	Total	Change since previous quarter
Quarter ending September 2018	2,925	
Quarter ending December 2018	2,856	↓
Quarter ending March 2019	2,747	↓
Quarter ending June 2019	2,661	↓
Quarter ending September 2019	2,552	↓
Variance since September 2018	(12.8%)	↓



ACTIVITY



Month	2019	2020
April	620	-82
May	1,276	426
June	1,949	847
July	2,743	1,785
August	3,463	2,434
September	3,827	3,128
October	4,442	
November	5,227	
December	5,419	
January	6,428	
February	7,348	
March	8,307	
April	8,609	
May	8,596	
June	8,596	

QUALITY

	Quantity	Base Number	Contract	AT	Region	England
% of FP17s for the same patient ID Re-attending within 3 months - Children	12	520	2.3%	10.9%	11.3%	11.5%
% of FP17s for the same patient ID Re-attending within 3 months - Adults	105	1,010	10.4%	14.3%	14.7%	15.4%
% of FP17s for the same patient ID Re-attending between 3 & 9 months - Children	353	520	67.9%	59.1%	60.8%	59.7%
% of FP17s for the same patient ID Re-attending between 3 & 9 months - Adults	554	1,010	54.9%	49.6%	52.8%	51.7%
% of FP17s for Band 1 Urgent Courses	145	1,418	10.2%	8.8%	8.2%	9.2%
% of FP17s Relating to Free Repair or Replacements	5	1,418	0.4%	0.6%	0.7%	0.7%
% of FP17s Relating to Continuations	5	1,418	0.4%	0.7%	0.8%	0.8%
% of Patients satisfied with the dentistry they have received	0	1	N/A	93.8%	93.2%	93.5%
% of Patients satisfied with the time they had to wait for an appointment	1	1	N/A	88.4%	88.5%	87.4%

* This is based on patients treated on this contract for their most recent course of treatment.

Figures in italics indicate the base number of FP17s or Patient Questionnaire responses are less than 100. N/A is shown where the base number of responses is less than 10 during the period. % is calculated as Quantity/Base number*100

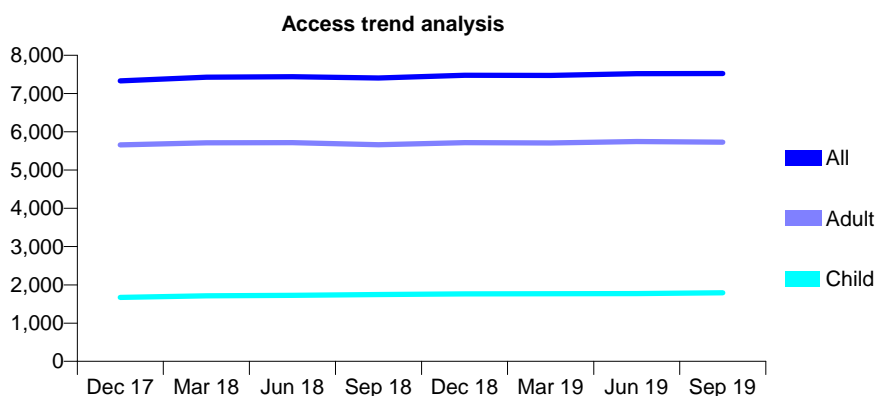
Q58 - Vital Signs At a Glance Contract Report for 172219/0001 - September 2019

Name or company name	Handside Dental Surgery Limited
Contract type name	GDS Contract
Purpose of contract	General
Contract start date	01/10/2014
Contract end date	

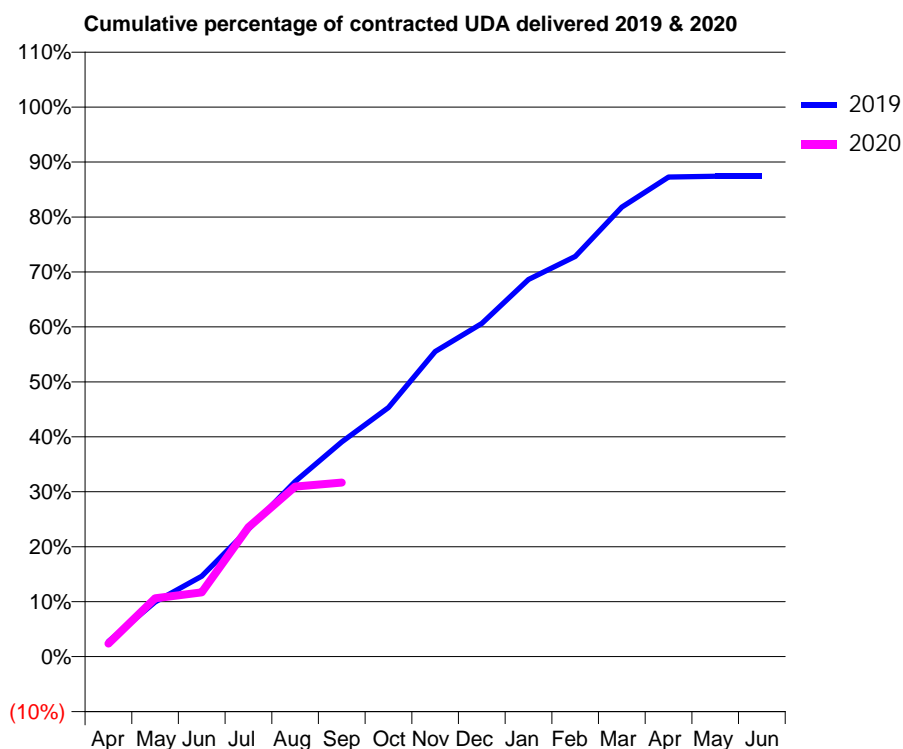
19/20 Contracted general activity (UDA)	18,306
Carry forward general activity (UDA)	0
19/20 Contracted orthodontic activity (UOA)	0
Carry forward orthodontic activity (UOA)	0
Baseline contract value	£457,512.79

ACCESS*

Patients seen in 24 months	Total	Change since previous quarter
Quarter ending September 2018	7,405	
Quarter ending December 2018	7,475	→
Quarter ending March 2019	7,473	→
Quarter ending June 2019	7,519	→
Quarter ending September 2019	7,525	→
Variance since September 2018	1.6%	→



ACTIVITY



Month	Adjusted Scheduled Activity (UDA)	
	2019	2020
April	503	431
May	1,820	1,943
June	2,679	2,145
July	4,246	4,310
August	5,836	5,668
September	7,149	5,800
October	8,298	
November	10,165	
December	11,096	
January	12,567	
February	13,330	
March	14,974	
April	15,975	
May	15,999	
June	15,998	

QUALITY

	Quantity	Base Number	Contract	AT	Region	England
% of FP17s for the same patient ID Re-attending within 3 months - Children	66	1,144	5.8%	10.9%	11.3%	11.5%
% of FP17s for the same patient ID Re-attending within 3 months - Adults	263	3,381	7.8%	14.3%	14.7%	15.4%
% of FP17s for the same patient ID Re-attending between 3 & 9 months - Children	707	1,144	61.8%	59.1%	60.8%	59.7%
% of FP17s for the same patient ID Re-attending between 3 & 9 months - Adults	2,014	3,381	59.6%	49.6%	52.8%	51.7%
% of FP17s for Band 1 Urgent Courses	189	3,898	4.8%	8.8%	8.2%	9.2%
% of FP17s Relating to Free Repair or Replacements	25	3,898	0.6%	0.6%	0.7%	0.7%
% of FP17s Relating to Continuations	11	3,898	0.3%	0.7%	0.8%	0.8%
% of Patients satisfied with the dentistry they have received	8	8	N/A	93.8%	93.2%	93.5%
% of Patients satisfied with the time they had to wait for an appointment	6	8	N/A	88.4%	88.5%	87.4%

* This is based on patients treated on this contract for their most recent course of treatment. Figures in italics indicate the base number of FP17s or Patient Questionnaire responses are less than 100. N/A is shown where the base number of responses is less than 10 during the period. % is calculated as Quantity/Base number*100

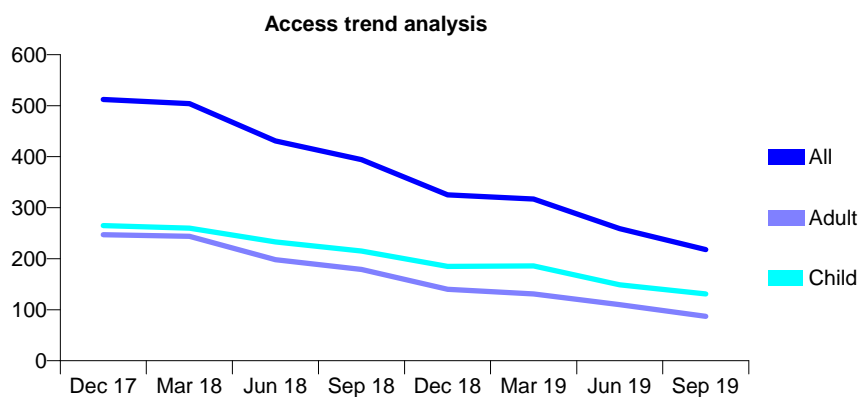
Q58 - Vital Signs At a Glance Contract Report for 173657/0001 - September 2019

Name or company name	Mr A Patel
Contract type name	GDS Contract
Purpose of contract	General
Contract start date	17/01/2014
Contract end date	

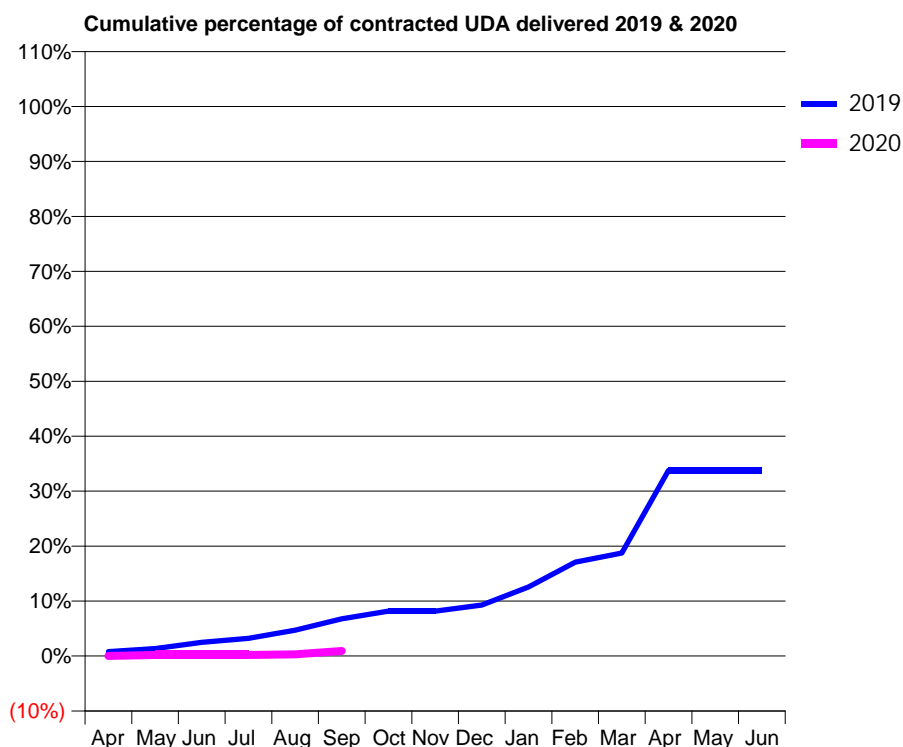
19/20 Contracted general activity (UDA)	2,088
Carry forward general activity (UDA)	0
19/20 Contracted orthodontic activity (UOA)	0
Carry forward orthodontic activity (UOA)	0
Baseline contract value	£87,862.89

ACCESS*

Patients seen in 24 months	Total	Change since previous quarter
Quarter ending September 2018	394	
Quarter ending December 2018	325	↓
Quarter ending March 2019	317	↓
Quarter ending June 2019	259	↓
Quarter ending September 2019	218	↓
Variance since September 2018	(44.7%)	↓



ACTIVITY



Month	Adjusted Scheduled Activity (UDA)	
	2019	2020
April	17	0
May	29	4
June	52	4
July	67	4
August	98	6
September	141	19
October	171	
November	171	
December	194	
January	263	
February	356	
March	391	
April	705	
May	705	
June	705	

QUALITY

	Quantity	Base Number	Contract	AT	Region	England
% of FP17s for the same patient ID Re-attending within 3 months - Children	3	72	4.2%	10.9%	11.3%	11.5%
% of FP17s for the same patient ID Re-attending within 3 months - Adults	7	55	12.7%	14.3%	14.7%	15.4%
% of FP17s for the same patient ID Re-attending between 3 & 9 months - Children	25	72	34.7%	59.1%	60.8%	59.7%
% of FP17s for the same patient ID Re-attending between 3 & 9 months - Adults	10	55	18.2%	49.6%	52.8%	51.7%
% of FP17s for Band 1 Urgent Courses	2	13	15.4%	8.8%	8.2%	9.2%
% of FP17s Relating to Free Repair or Replacements	0	13	0.0%	0.6%	0.7%	0.7%
% of FP17s Relating to Continuations	0	13	0.0%	0.7%	0.8%	0.8%
% of Patients satisfied with the dentistry they have received	0	0	N/A	93.8%	93.2%	93.5%
% of Patients satisfied with the time they had to wait for an appointment	0	0	N/A	88.4%	88.5%	87.4%

* This is based on patients treated on this contract for their most recent course of treatment. Figures in italics indicate the base number of FP17s or Patient Questionnaire responses are less than 100. N/A is shown where the base number of responses is less than 10 during the period. % is calculated as Quantity/Base number*100

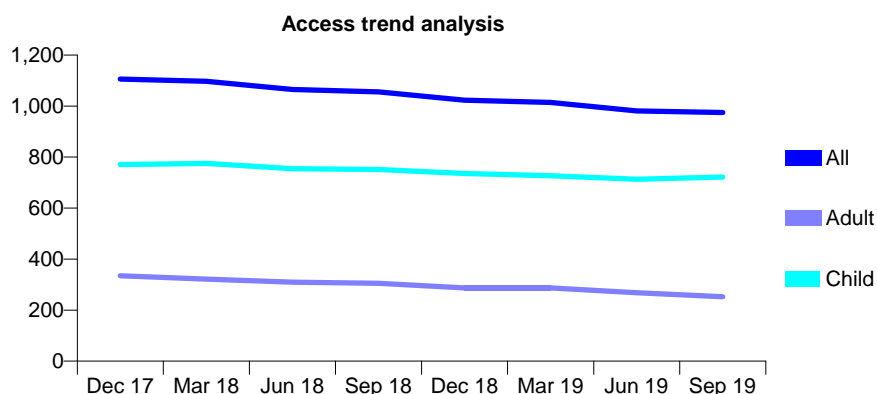
Q58 - Vital Signs At a Glance Contract Report for 174149/0001 - September 2019

Name or company name	East Park Dental Practice Ltd
Contract type name	GDS Contract
Purpose of contract	General
Contract start date	20/07/2007
Contract end date	

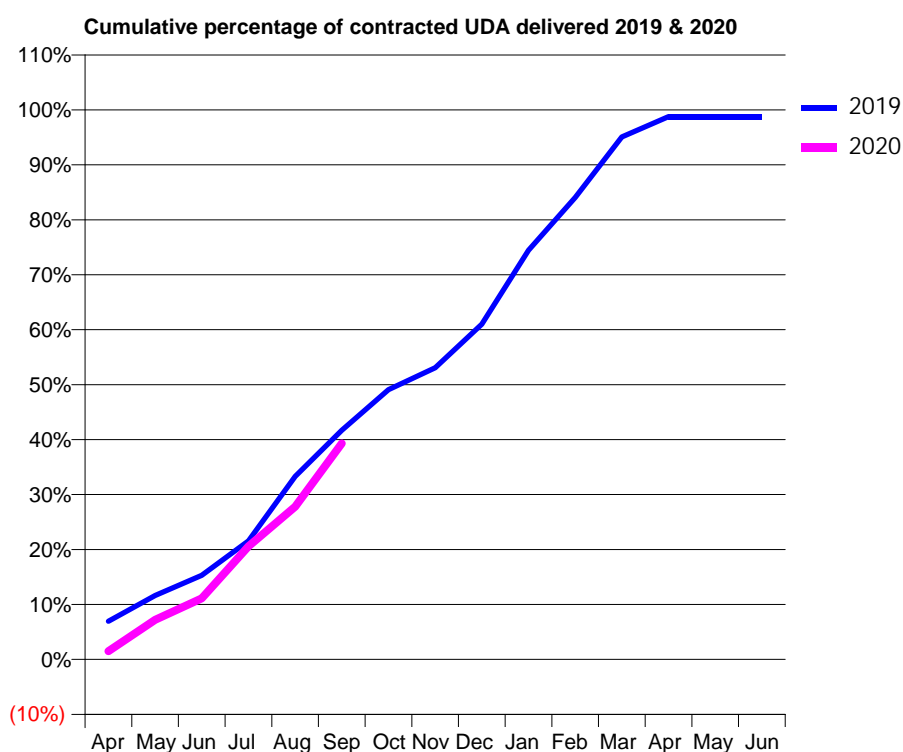
19/20 Contracted general activity (UDA)	2,450
Carry forward general activity (UDA)	29
19/20 Contracted orthodontic activity (UOA)	0
Carry forward orthodontic activity (UOA)	0
Baseline contract value	£58,638.18

ACCESS*

Patients seen in 24 months	Total	Change since previous quarter
Quarter ending September 2018	1,056	
Quarter ending December 2018	1,023	↓
Quarter ending March 2019	1,014	→
Quarter ending June 2019	981	↓
Quarter ending September 2019	975	→
Variance since September 2018	(7.7%)	↓



ACTIVITY



Month	Adjusted Scheduled Activity (UDA)	
	2019	2020
April	170	37
May	285	177
June	375	272
July	528	504
August	816	681
September	1,022	963
October	1,203	
November	1,301	
December	1,494	
January	1,825	
February	2,060	
March	2,329	
April	2,420	
May	2,420	
June	2,420	

QUALITY

	Quantity	Base Number	Contract	AT	Region	England
% of FP17s for the same patient ID Re-attending within 3 months - Children	81	650	12.5%	10.9%	11.3%	11.5%
% of FP17s for the same patient ID Re-attending within 3 months - Adults	16	104	15.4%	14.3%	14.7%	15.4%
% of FP17s for the same patient ID Re-attending between 3 & 9 months - Children	434	650	66.8%	59.1%	60.8%	59.7%
% of FP17s for the same patient ID Re-attending between 3 & 9 months - Adults	58	104	55.8%	49.6%	52.8%	51.7%
% of FP17s for Band 1 Urgent Courses	18	716	2.5%	8.8%	8.2%	9.2%
% of FP17s Relating to Free Repair or Replacements	0	716	0.0%	0.6%	0.7%	0.7%
% of FP17s Relating to Continuations	2	716	0.3%	0.7%	0.8%	0.8%
% of Patients satisfied with the dentistry they have received	0	0	N/A	93.8%	93.2%	93.5%
% of Patients satisfied with the time they had to wait for an appointment	0	0	N/A	88.4%	88.5%	87.4%

* This is based on patients treated on this contract for their most recent course of treatment. Figures in italics indicate the base number of FP17s or Patient Questionnaire responses are less than 100. N/A is shown where the base number of responses is less than 10 during the period. % is calculated as Quantity/Base number*100

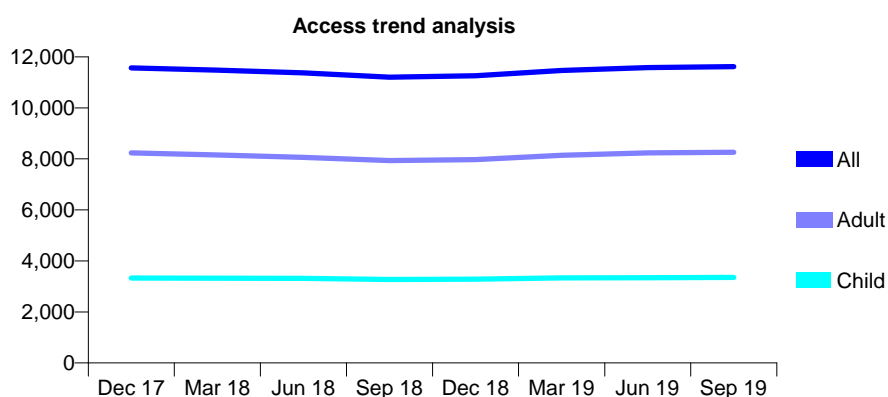
Q58 - Vital Signs At a Glance Contract Report for 175250/0001 - September 2019

Name or company name	Mawsley Dental Clinic
Contract type name	GDS Contract
Purpose of contract	General
Contract start date	01/10/2007
Contract end date	

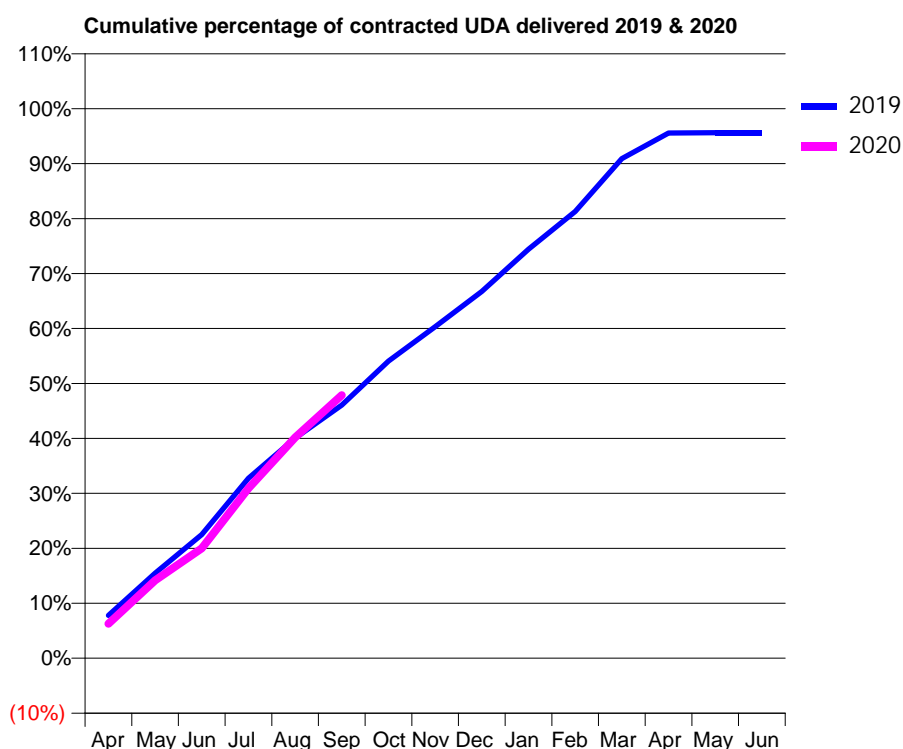
19/20 Contracted general activity (UDA)	30,511
Carry forward general activity (UDA)	0
19/20 Contracted orthodontic activity (UOA)	0
Carry forward orthodontic activity (UOA)	0
Baseline contract value	£960,442.21

ACCESS*

Patients seen in 24 months	Total	Change since previous quarter
Quarter ending September 2018	11,201	
Quarter ending December 2018	11,260	→
Quarter ending March 2019	11,471	→
Quarter ending June 2019	11,578	→
Quarter ending September 2019	11,614	→
Variance since September 2018	3.7%	↑



ACTIVITY



Month	2019	2020
April	2,381	1,912
May	4,719	4,319
June	6,865	6,100
July	9,994	9,432
August	12,220	12,260
September	14,051	14,604
October	16,502	
November	18,404	
December	20,355	
January	22,705	
February	24,806	
March	27,742	
April	29,160	
May	29,176	
June	29,176	

QUALITY

	Quantity	Base Number	Contract	AT	Region	England
% of FP17s for the same patient ID Re-attending within 3 months - Children	195	2,734	7.1%	10.9%	11.3%	11.5%
% of FP17s for the same patient ID Re-attending within 3 months - Adults	806	5,676	14.2%	14.3%	14.7%	15.4%
% of FP17s for the same patient ID Re-attending between 3 & 9 months - Children	1,710	2,734	62.5%	59.1%	60.8%	59.7%
% of FP17s for the same patient ID Re-attending between 3 & 9 months - Adults	2,660	5,676	46.9%	49.6%	52.8%	51.7%
% of FP17s for Band 1 Urgent Courses	753	7,739	9.7%	8.8%	8.2%	9.2%
% of FP17s Relating to Free Repair or Replacements	45	7,739	0.6%	0.6%	0.7%	0.7%
% of FP17s Relating to Continuations	77	7,739	1.0%	0.7%	0.8%	0.8%
% of Patients satisfied with the dentistry they have received	3	3	N/A	93.8%	93.2%	93.5%
% of Patients satisfied with the time they had to wait for an appointment	3	3	N/A	88.4%	88.5%	87.4%

* This is based on patients treated on this contract for their most recent course of treatment. Figures in italics indicate the base number of FP17s or Patient Questionnaire responses are less than 100. N/A is shown where the base number of responses is less than 10 during the period. % is calculated as Quantity/Base number*100

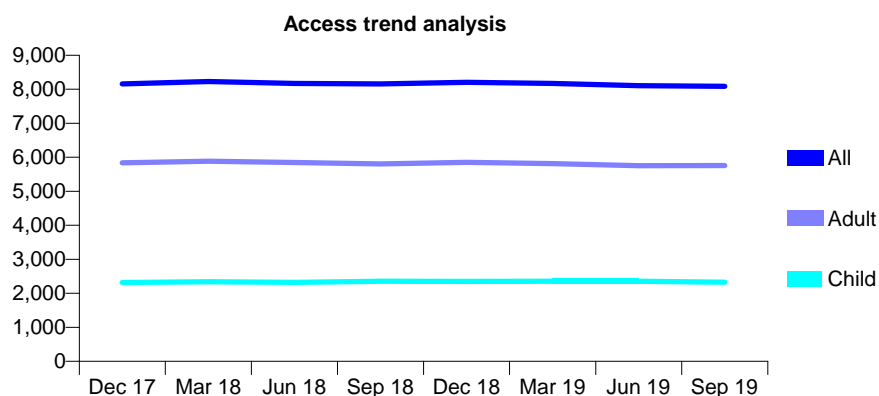
Q58 - Vital Signs At a Glance Contract Report for 175749/0001 - September 2019

Name or company name	Waltham Cross Partnership
Contract type name	GDS Contract
Purpose of contract	General
Contract start date	01/02/2015
Contract end date	

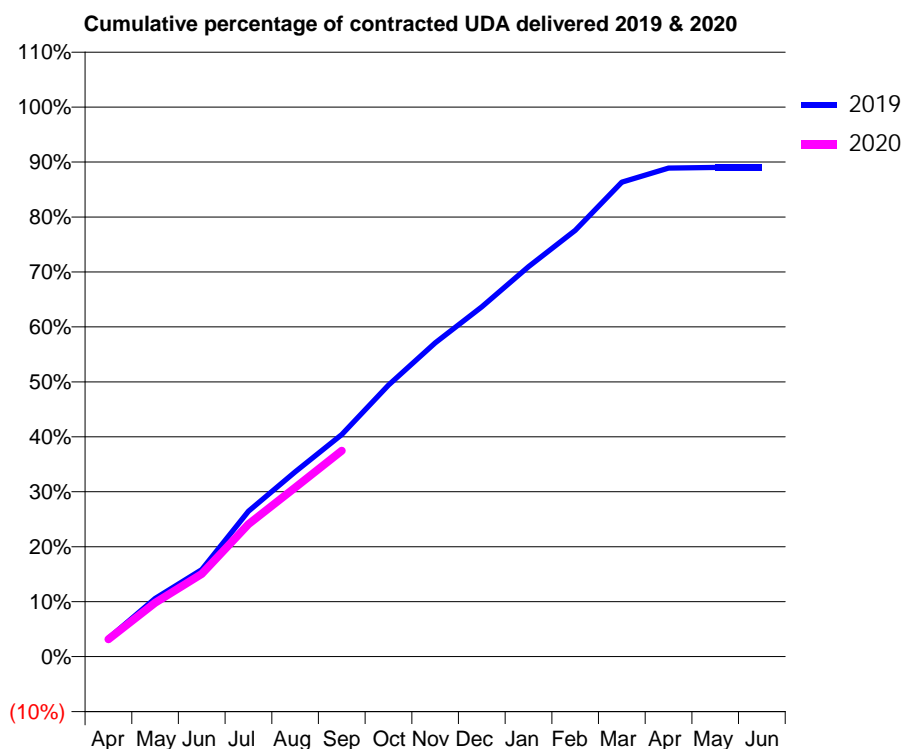
19/20 Contracted general activity (UDA)	30,003
Carry forward general activity (UDA)	0
19/20 Contracted orthodontic activity (UOA)	0
Carry forward orthodontic activity (UOA)	0
Baseline contract value	£778,067.09

ACCESS*

Patients seen in 24 months	Total	Change since previous quarter
Quarter ending September 2018	8,160	
Quarter ending December 2018	8,204	→
Quarter ending March 2019	8,169	→
Quarter ending June 2019	8,103	→
Quarter ending September 2019	8,087	→
Variance since September 2018	(0.9%)	→



ACTIVITY



Month	Adjusted Scheduled Activity (UDA)	
	2019	2020
April	1,002	953
May	3,177	2,948
June	4,754	4,518
July	7,937	7,236
August	10,089	9,231
September	12,125	11,244
October	14,829	
November	17,125	
December	19,097	
January	21,296	
February	23,276	
March	25,899	
April	26,670	
May	26,703	
June	26,704	

QUALITY

	Quantity	Base Number	Contract	AT	Region	England
% of FP17s for the same patient ID Re-attending within 3 months - Children	205	1,632	12.6%	10.9%	11.3%	11.5%
% of FP17s for the same patient ID Re-attending within 3 months - Adults	724	3,329	21.7%	14.3%	14.7%	15.4%
% of FP17s for the same patient ID Re-attending between 3 & 9 months - Children	838	1,632	51.3%	59.1%	60.8%	59.7%
% of FP17s for the same patient ID Re-attending between 3 & 9 months - Adults	1,212	3,329	36.4%	49.6%	52.8%	51.7%
% of FP17s for Band 1 Urgent Courses	759	4,612	16.5%	8.8%	8.2%	9.2%
% of FP17s Relating to Free Repair or Replacements	39	4,612	0.8%	0.6%	0.7%	0.7%
% of FP17s Relating to Continuations	78	4,612	1.7%	0.7%	0.8%	0.8%
% of Patients satisfied with the dentistry they have received	4	4	N/A	93.8%	93.2%	93.5%
% of Patients satisfied with the time they had to wait for an appointment	3	4	N/A	88.4%	88.5%	87.4%

* This is based on patients treated on this contract for their most recent course of treatment. Figures in italics indicate the base number of FP17s or Patient Questionnaire responses are less than 100. N/A is shown where the base number of responses is less than 10 during the period. % is calculated as Quantity/Base number*100

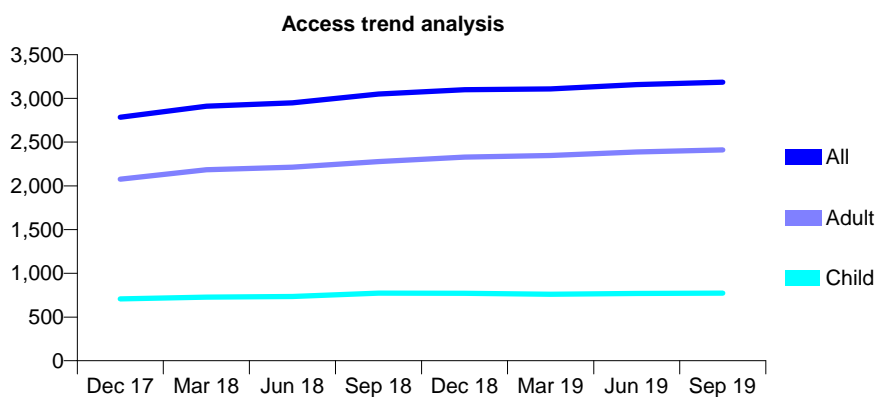
Q58 - Vital Signs At a Glance Contract Report for 176826/0001 - September 2019

Name or company name	Tooth Logic Limited
Contract type name	GDS Contract
Purpose of contract	General
Contract start date	03/11/2014
Contract end date	

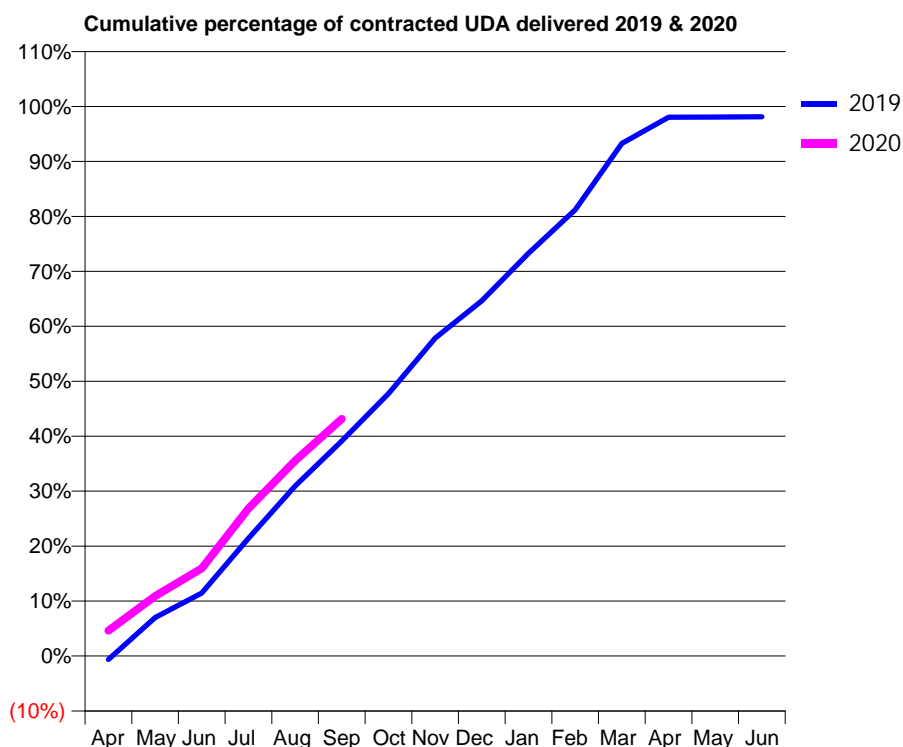
19/20 Contracted general activity (UDA)	10,000
Carry forward general activity (UDA)	0
19/20 Contracted orthodontic activity (UOA)	0
Carry forward orthodontic activity (UOA)	0
Baseline contract value	£250,297.15

ACCESS*

Patients seen in 24 months	Total	Change since previous quarter
Quarter ending September 2018	3,049	
Quarter ending December 2018	3,100	→
Quarter ending March 2019	3,109	→
Quarter ending June 2019	3,157	→
Quarter ending September 2019	3,185	→
Variance since September 2018	4.5%	↑



ACTIVITY



Month	Adjusted Scheduled Activity (UDA)	
	2019	2020
April	-65	463
May	701	1,091
June	1,146	1,596
July	2,142	2,682
August	3,094	3,555
September	3,912	4,316
October	4,774	
November	5,787	
December	6,464	
January	7,330	
February	8,120	
March	9,328	
April	9,806	
May	9,808	
June	9,812	

QUALITY

	Quantity	Base Number	Contract	AT	Region	England
% of FP17s for the same patient ID Re-attending within 3 months - Children	38	542	7.0%	10.9%	11.3%	11.5%
% of FP17s for the same patient ID Re-attending within 3 months - Adults	332	1,613	20.6%	14.3%	14.7%	15.4%
% of FP17s for the same patient ID Re-attending between 3 & 9 months - Children	286	542	52.8%	59.1%	60.8%	59.7%
% of FP17s for the same patient ID Re-attending between 3 & 9 months - Adults	791	1,613	49.0%	49.6%	52.8%	51.7%
% of FP17s for Band 1 Urgent Courses	195	1,991	9.8%	8.8%	8.2%	9.2%
% of FP17s Relating to Free Repair or Replacements	28	1,991	1.4%	0.6%	0.7%	0.7%
% of FP17s Relating to Continuations	80	1,991	4.0%	0.7%	0.8%	0.8%
% of Patients satisfied with the dentistry they have received	1	1	N/A	93.8%	93.2%	93.5%
% of Patients satisfied with the time they had to wait for an appointment	1	1	N/A	88.4%	88.5%	87.4%

* This is based on patients treated on this contract for their most recent course of treatment. Figures in italics indicate the base number of FP17s or Patient Questionnaire responses are less than 100. N/A is shown where the base number of responses is less than 10 during the period. % is calculated as Quantity/Base number*100

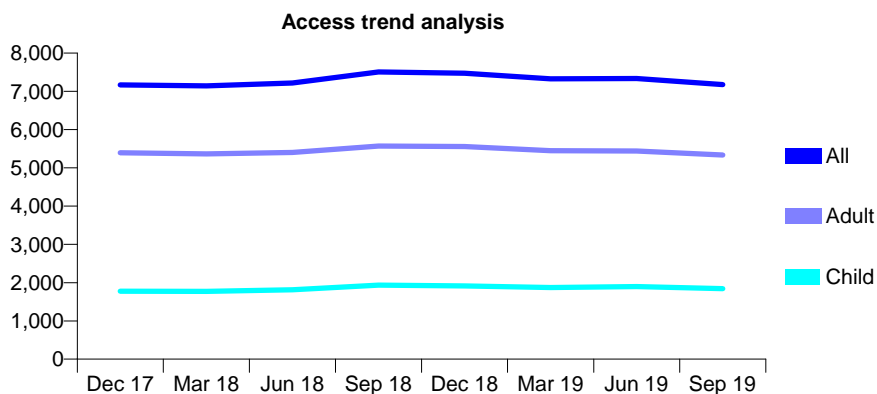
Q58 - Vital Signs At a Glance Contract Report for 176893/0003 - September 2019

Name or company name	Knape Ltd
Contract type name	GDS Contract
Purpose of contract	General
Contract start date	01/04/2007
Contract end date	

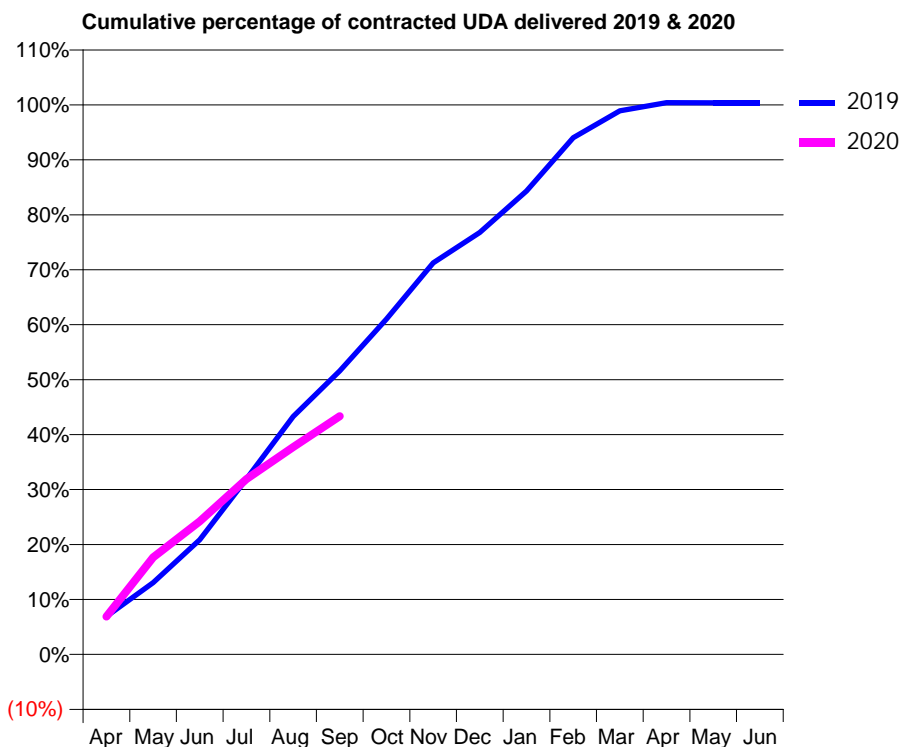
19/20 Contracted general activity (UDA)	18,713
Carry forward general activity (UDA)	0
19/20 Contracted orthodontic activity (UOA)	0
Carry forward orthodontic activity (UOA)	0
Baseline contract value	£681,425.75

ACCESS*

Patients seen in 24 months	Total	Change since previous quarter
Quarter ending September 2018	7,507	
Quarter ending December 2018	7,472	→
Quarter ending March 2019	7,325	↓
Quarter ending June 2019	7,336	→
Quarter ending September 2019	7,175	↓
Variance since September 2018	(4.4%)	↓



ACTIVITY



Month	2019	2020
April	1,297	1,294
May	2,446	3,305
June	3,904	4,532
July	5,979	5,970
August	8,103	7,059
September	9,658	8,115
October	11,420	
November	13,331	
December	14,368	
January	15,776	
February	17,596	
March	18,511	
April	18,787	
May	18,786	
June	18,785	

QUALITY

	Quantity	Base Number	Contract	AT	Region	England
% of FP17s for the same patient ID Re-attending within 3 months - Children	75	1,215	6.2%	10.9%	11.3%	11.5%
% of FP17s for the same patient ID Re-attending within 3 months - Adults	212	2,985	7.1%	14.3%	14.7%	15.4%
% of FP17s for the same patient ID Re-attending between 3 & 9 months - Children	621	1,215	51.1%	59.1%	60.8%	59.7%
% of FP17s for the same patient ID Re-attending between 3 & 9 months - Adults	1,443	2,985	48.3%	49.6%	52.8%	51.7%
% of FP17s for Band 1 Urgent Courses	394	4,062	9.7%	8.8%	8.2%	9.2%
% of FP17s Relating to Free Repair or Replacements	11	4,062	0.3%	0.6%	0.7%	0.7%
% of FP17s Relating to Continuations	0	4,062	0.0%	0.7%	0.8%	0.8%
% of Patients satisfied with the dentistry they have received	2	2	N/A	93.8%	93.2%	93.5%
% of Patients satisfied with the time they had to wait for an appointment	1	2	N/A	88.4%	88.5%	87.4%

* This is based on patients treated on this contract for their most recent course of treatment. Figures in italics indicate the base number of FP17s or Patient Questionnaire responses are less than 100. N/A is shown where the base number of responses is less than 10 during the period. % is calculated as Quantity/Base number*100

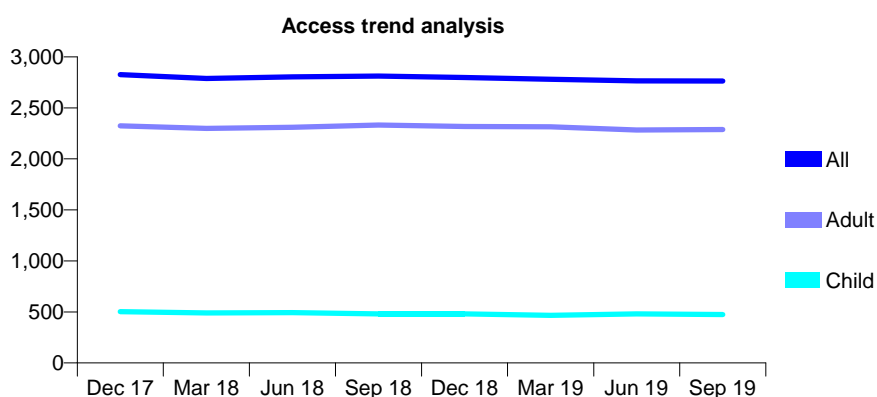
Q58 - Vital Signs At a Glance Contract Report for 177288/0001 - September 2019

Name or company name	Mr P Cranfield and Mr V Gehani
Contract type name	GDS Contract
Purpose of contract	General
Contract start date	01/12/2013
Contract end date	

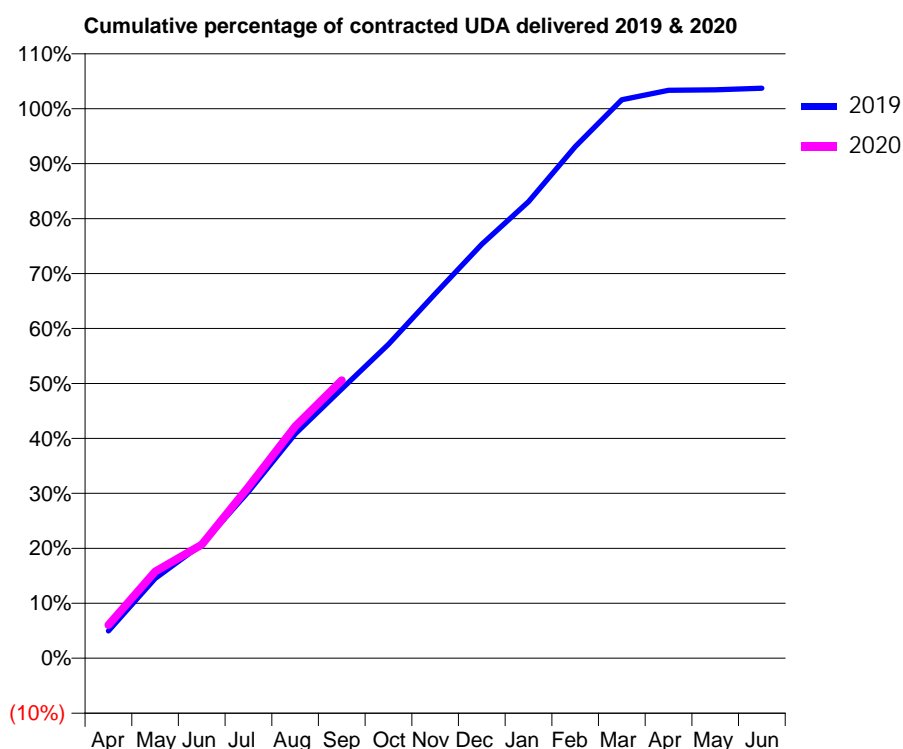
19/20 Contracted general activity (UDA)	6,698
Carry forward general activity (UDA)	0
19/20 Contracted orthodontic activity (UOA)	0
Carry forward orthodontic activity (UOA)	0
Baseline contract value	£157,911.52

ACCESS*

Patients seen in 24 months	Total	Change since previous quarter
Quarter ending September 2018	2,813	
Quarter ending December 2018	2,798	→
Quarter ending March 2019	2,781	→
Quarter ending June 2019	2,764	→
Quarter ending September 2019	2,763	→
Variance since September 2018	(1.8%)	↓



ACTIVITY



Month	2019	2020
April	332	405
May	973	1,057
June	1,388	1,384
July	2,029	2,088
August	2,733	2,826
September	3,282	3,386
October	3,826	
November	4,443	
December	5,045	
January	5,564	
February	6,235	
March	6,806	
April	6,922	
May	6,929	
June	6,947	

QUALITY

	Quantity	Base Number	Contract	AT	Region	England
% of FP17s for the same patient ID Re-attending within 3 months - Children	12	389	3.1%	10.9%	11.3%	11.5%
% of FP17s for the same patient ID Re-attending within 3 months - Adults	125	1,742	7.2%	14.3%	14.7%	15.4%
% of FP17s for the same patient ID Re-attending between 3 & 9 months - Children	260	389	66.8%	59.1%	60.8%	59.7%
% of FP17s for the same patient ID Re-attending between 3 & 9 months - Adults	1,206	1,742	69.2%	49.6%	52.8%	51.7%
% of FP17s for Band 1 Urgent Courses	107	2,037	5.3%	8.8%	8.2%	9.2%
% of FP17s Relating to Free Repair or Replacements	8	2,037	0.4%	0.6%	0.7%	0.7%
% of FP17s Relating to Continuations	6	2,037	0.3%	0.7%	0.8%	0.8%
% of Patients satisfied with the dentistry they have received	3	3	N/A	93.8%	93.2%	93.5%
% of Patients satisfied with the time they had to wait for an appointment	3	3	N/A	88.4%	88.5%	87.4%

* This is based on patients treated on this contract for their most recent course of treatment. Figures in italics indicate the base number of FP17s or Patient Questionnaire responses are less than 100. N/A is shown where the base number of responses is less than 10 during the period. % is calculated as Quantity/Base number*100

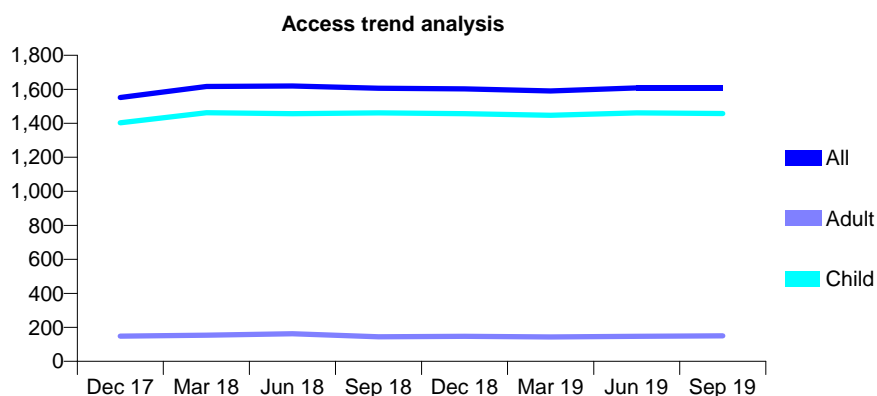
Q58 - Vital Signs At a Glance Contract Report for 178381/0001 - September 2019

Name or company name	The Dental Clinic Ltd
Contract type name	GDS Contract
Purpose of contract	General
Contract start date	07/04/2007
Contract end date	

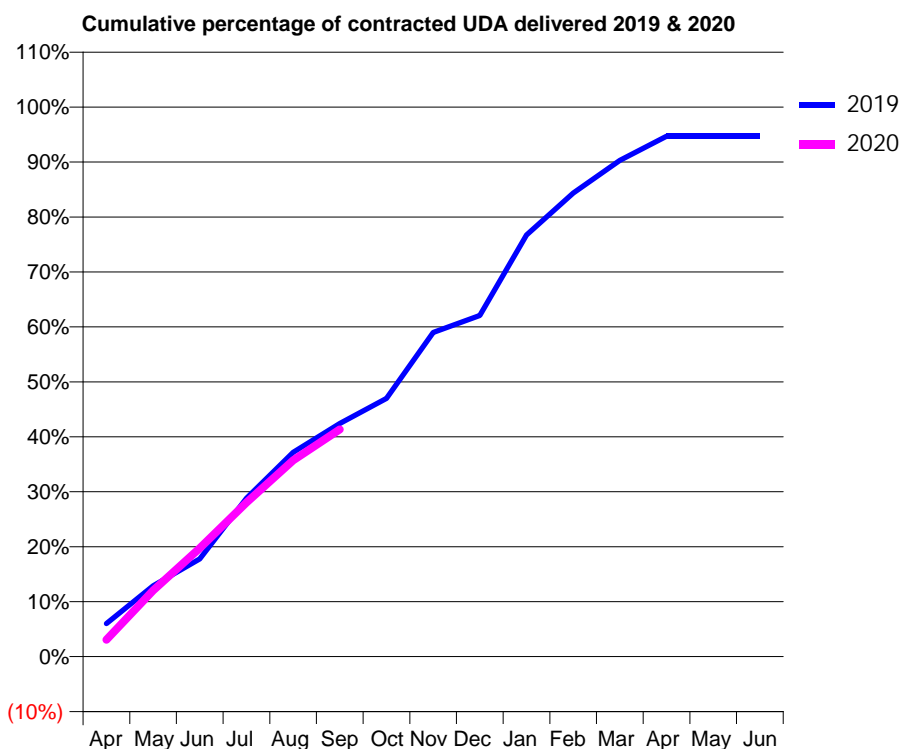
19/20 Contracted general activity (UDA)	2,858
Carry forward general activity (UDA)	0
19/20 Contracted orthodontic activity (UOA)	0
Carry forward orthodontic activity (UOA)	0
Baseline contract value	£71,535.49

ACCESS*

Patients seen in 24 months	Total	Change since previous quarter
Quarter ending September 2018	1,606	
Quarter ending December 2018	1,603	→
Quarter ending March 2019	1,590	→
Quarter ending June 2019	1,608	→
Quarter ending September 2019	1,608	→
Variance since September 2018	0.1%	→



ACTIVITY



Month	Adjusted Scheduled Activity (UDA)	
	2019	2020
April	172	88
May	369	344
June	508	564
July	823	801
August	1,062	1,021
September	1,212	1,181
October	1,343	
November	1,686	
December	1,774	
January	2,192	
February	2,410	
March	2,580	
April	2,706	
May	2,706	
June	2,706	

QUALITY

	Quantity	Base Number	Contract	AT	Region	England
% of FP17s for the same patient ID Re-attending within 3 months - Children	37	1,046	3.5%	10.9%	11.3%	11.5%
% of FP17s for the same patient ID Re-attending within 3 months - Adults	0	5	0.0%	14.3%	14.7%	15.4%
% of FP17s for the same patient ID Re-attending between 3 & 9 months - Children	644	1,046	61.6%	59.1%	60.8%	59.7%
% of FP17s for the same patient ID Re-attending between 3 & 9 months - Adults	4	5	80.0%	49.6%	52.8%	51.7%
% of FP17s for Band 1 Urgent Courses	2	959	0.2%	8.8%	8.2%	9.2%
% of FP17s Relating to Free Repair or Replacements	0	959	0.0%	0.6%	0.7%	0.7%
% of FP17s Relating to Continuations	14	959	1.5%	0.7%	0.8%	0.8%
% of Patients satisfied with the dentistry they have received	0	0	N/A	93.8%	93.2%	93.5%
% of Patients satisfied with the time they had to wait for an appointment	0	0	N/A	88.4%	88.5%	87.4%

* This is based on patients treated on this contract for their most recent course of treatment. Figures in italics indicate the base number of FP17s or Patient Questionnaire responses are less than 100. N/A is shown where the base number of responses is less than 10 during the period. % is calculated as Quantity/Base number*100

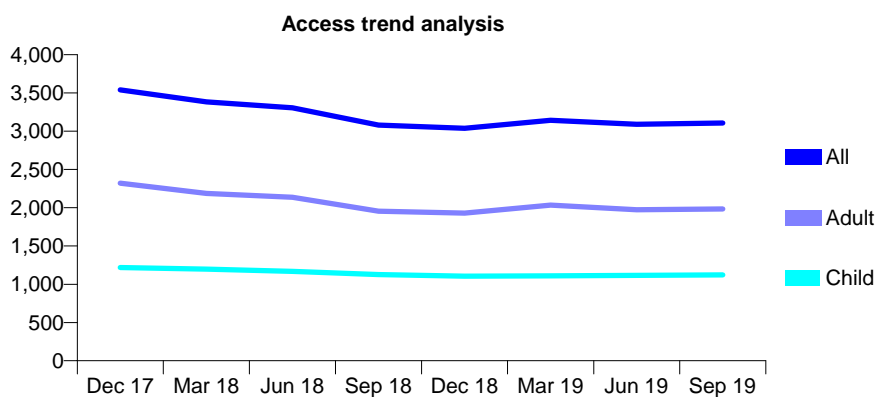
Q58 - Vital Signs At a Glance Contract Report for 180386/0001 - September 2019

Name or company name	Hoddesdon Dental Surgery Limited
Contract type name	GDS Contract
Purpose of contract	General
Contract start date	01/04/2007
Contract end date	

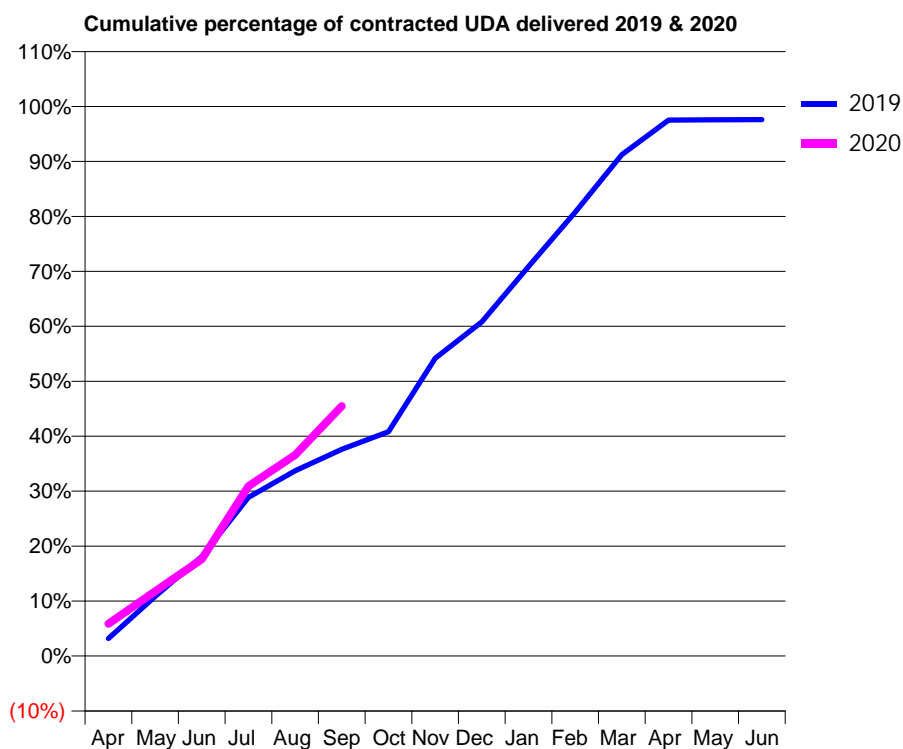
19/20 Contracted general activity (UDA)	6,370
Carry forward general activity (UDA)	0
19/20 Contracted orthodontic activity (UOA)	0
Carry forward orthodontic activity (UOA)	0
Baseline contract value	£163,025.45

ACCESS*

Patients seen in 24 months	Total	Change since previous quarter
Quarter ending September 2018	3,080	
Quarter ending December 2018	3,037	↓
Quarter ending March 2019	3,144	↑
Quarter ending June 2019	3,090	↓
Quarter ending September 2019	3,106	→
Variance since September 2018	0.8%	→



ACTIVITY



Month	Adjusted Scheduled Activity (UDA)	
	2019	2020
April	203	375
May	692	751
June	1,154	1,121
July	1,838	1,968
August	2,148	2,331
September	2,397	2,898
October	2,599	
November	3,450	
December	3,873	
January	4,514	
February	5,145	
March	5,812	
April	6,211	
May	6,215	
June	6,216	

QUALITY

	Quantity	Base Number	Contract	AT	Region	England
% of FP17s for the same patient ID Re-attending within 3 months - Children	70	798	8.8%	10.9%	11.3%	11.5%
% of FP17s for the same patient ID Re-attending within 3 months - Adults	232	1,316	17.6%	14.3%	14.7%	15.4%
% of FP17s for the same patient ID Re-attending between 3 & 9 months - Children	424	798	53.1%	59.1%	60.8%	59.7%
% of FP17s for the same patient ID Re-attending between 3 & 9 months - Adults	481	1,316	36.6%	49.6%	52.8%	51.7%
% of FP17s for Band 1 Urgent Courses	176	1,673	10.5%	8.8%	8.2%	9.2%
% of FP17s Relating to Free Repair or Replacements	21	1,673	1.3%	0.6%	0.7%	0.7%
% of FP17s Relating to Continuations	6	1,673	0.4%	0.7%	0.8%	0.8%
% of Patients satisfied with the dentistry they have received	0	0	N/A	93.8%	93.2%	93.5%
% of Patients satisfied with the time they had to wait for an appointment	0	0	N/A	88.4%	88.5%	87.4%

* This is based on patients treated on this contract for their most recent course of treatment. Figures in italics indicate the base number of FP17s or Patient Questionnaire responses are less than 100. N/A is shown where the base number of responses is less than 10 during the period. % is calculated as Quantity/Base number*100

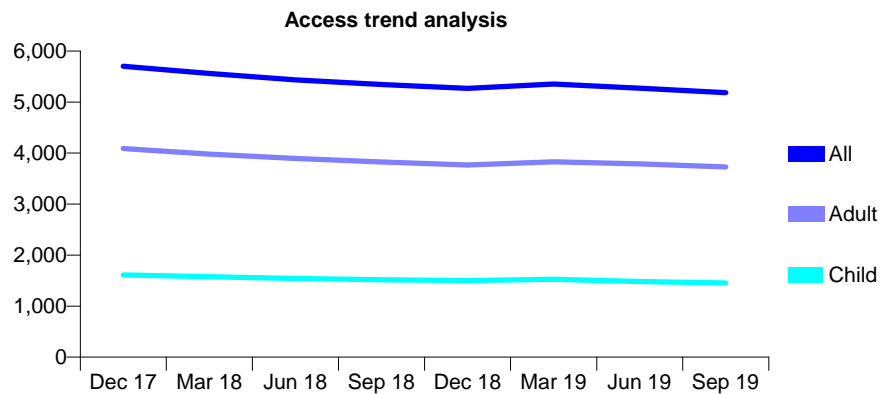
Q58 - Vital Signs At a Glance Contract Report for 181153/0001 - September 2019

Name or company name	Katherine Place Dental Practice
Contract type name	GDS Contract
Purpose of contract	General
Contract start date	01/07/2007
Contract end date	

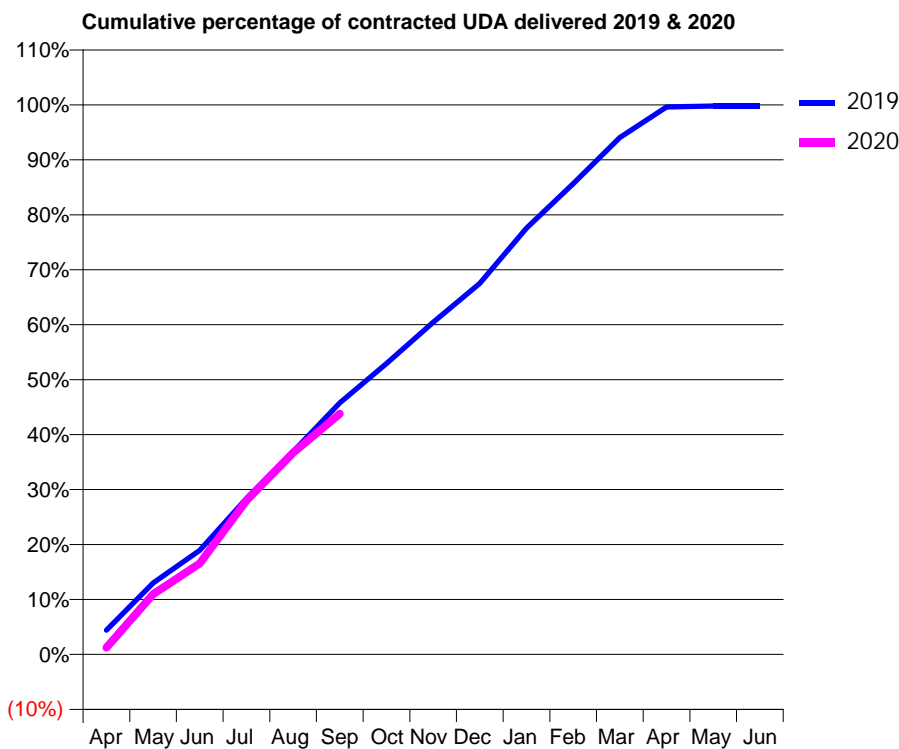
19/20 Contracted general activity (UDA)	13,580
Carry forward general activity (UDA)	0
19/20 Contracted orthodontic activity (UOA)	0
Carry forward orthodontic activity (UOA)	0
Baseline contract value	£362,781.72

ACCESS*

Patients seen in 24 months	Total	Change since previous quarter
Quarter ending September 2018	5,344	
Quarter ending December 2018	5,268	↓
Quarter ending March 2019	5,354	→
Quarter ending June 2019	5,273	↓
Quarter ending September 2019	5,185	↓
Variance since September 2018	(3.0%)	↓



ACTIVITY



Month	Adjusted Scheduled Activity (UDA)	
	2019	2020
April	598	171
May	1,766	1,490
June	2,571	2,249
July	3,853	3,801
August	5,013	4,985
September	6,214	5,947
October	7,190	
November	8,206	
December	9,171	
January	10,535	
February	11,633	
March	12,771	
April	13,526	
May	13,552	
June	13,552	

QUALITY

	Quantity	Base Number	Contract	AT	Region	England
% of FP17s for the same patient ID Re-attending within 3 months - Children	74	1,045	7.1%	10.9%	11.3%	11.5%
% of FP17s for the same patient ID Re-attending within 3 months - Adults	427	2,569	16.6%	14.3%	14.7%	15.4%
% of FP17s for the same patient ID Re-attending between 3 & 9 months - Children	624	1,045	59.7%	59.1%	60.8%	59.7%
% of FP17s for the same patient ID Re-attending between 3 & 9 months - Adults	1,358	2,569	52.9%	49.6%	52.8%	51.7%
% of FP17s for Band 1 Urgent Courses	322	3,197	10.1%	8.8%	8.2%	9.2%
% of FP17s Relating to Free Repair or Replacements	38	3,197	1.2%	0.6%	0.7%	0.7%
% of FP17s Relating to Continuations	70	3,197	2.2%	0.7%	0.8%	0.8%
% of Patients satisfied with the dentistry they have received	1	1	N/A	93.8%	93.2%	93.5%
% of Patients satisfied with the time they had to wait for an appointment	1	1	N/A	88.4%	88.5%	87.4%

* This is based on patients treated on this contract for their most recent course of treatment. Figures in italics indicate the base number of FP17s or Patient Questionnaire responses are less than 100. N/A is shown where the base number of responses is less than 10 during the period. % is calculated as Quantity/Base number*100

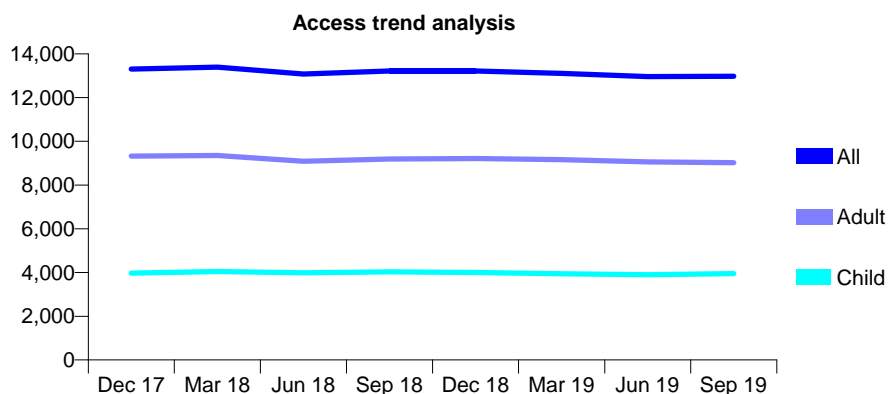
Q58 - Vital Signs At a Glance Contract Report for 182877/0001 - September 2019

Name or company name	Smileright Limited
Contract type name	GDS Contract
Purpose of contract	General
Contract start date	01/04/2011
Contract end date	

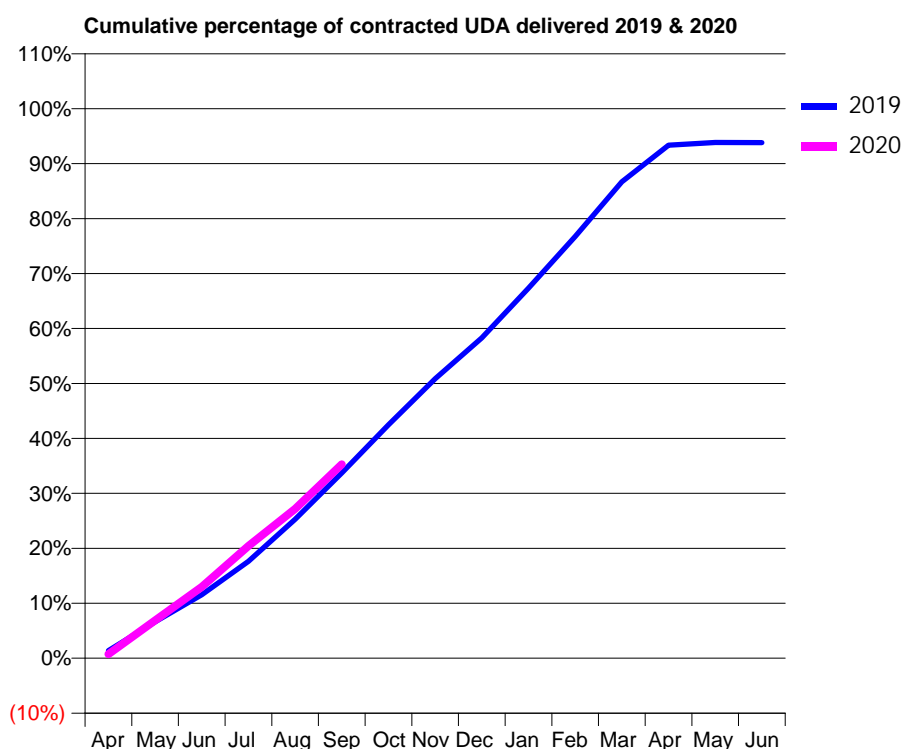
19/20 Contracted general activity (UDA)	35,830
Carry forward general activity (UDA)	0
19/20 Contracted orthodontic activity (UOA)	0
Carry forward orthodontic activity (UOA)	0
Baseline contract value	£1,013,627.96

ACCESS*

Patients seen in 24 months	Total	Change since previous quarter
Quarter ending September 2018	13,217	
Quarter ending December 2018	13,214	→
Quarter ending March 2019	13,104	→
Quarter ending June 2019	12,958	↓
Quarter ending September 2019	12,976	→
Variance since September 2018	(1.8%)	↓



ACTIVITY



Month	2019	2020
April	496	265
May	2,378	2,476
June	4,144	4,646
July	6,317	7,320
August	9,065	9,744
September	12,084	12,646
October	15,219	
November	18,219	
December	20,884	
January	24,133	
February	27,496	
March	31,053	
April	33,444	
May	33,624	
June	33,621	

QUALITY

	Quantity	Base Number	Contract	AT	Region	England
% of FP17s for the same patient ID Re-attending within 3 months - Children	160	2,581	6.2%	10.9%	11.3%	11.5%
% of FP17s for the same patient ID Re-attending within 3 months - Adults	863	5,740	15.0%	14.3%	14.7%	15.4%
% of FP17s for the same patient ID Re-attending between 3 & 9 months - Children	1,741	2,581	67.5%	59.1%	60.8%	59.7%
% of FP17s for the same patient ID Re-attending between 3 & 9 months - Adults	3,354	5,740	58.4%	49.6%	52.8%	51.7%
% of FP17s for Band 1 Urgent Courses	685	6,945	9.9%	8.8%	8.2%	9.2%
% of FP17s Relating to Free Repair or Replacements	22	6,945	0.3%	0.6%	0.7%	0.7%
% of FP17s Relating to Continuations	18	6,945	0.3%	0.7%	0.8%	0.8%
% of Patients satisfied with the dentistry they have received	3	3	N/A	93.8%	93.2%	93.5%
% of Patients satisfied with the time they had to wait for an appointment	3	3	N/A	88.4%	88.5%	87.4%

* This is based on patients treated on this contract for their most recent course of treatment.

Figures in italics indicate the base number of FP17s or Patient Questionnaire responses are less than 100. N/A is shown where the base number of responses is less than 10 during the period. % is calculated as Quantity/Base number*100

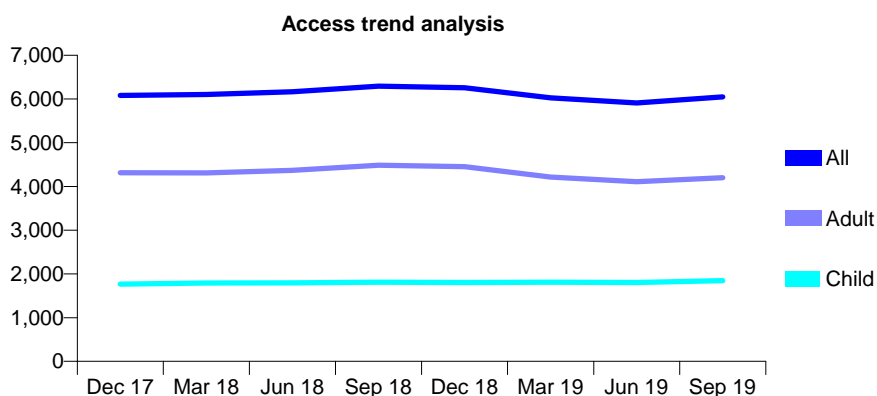
Q58 - Vital Signs At a Glance Contract Report for 183598/0001 - September 2019

Name or company name	Birchwood Dental Practice
Contract type name	GDS Contract
Purpose of contract	General
Contract start date	01/04/2010
Contract end date	

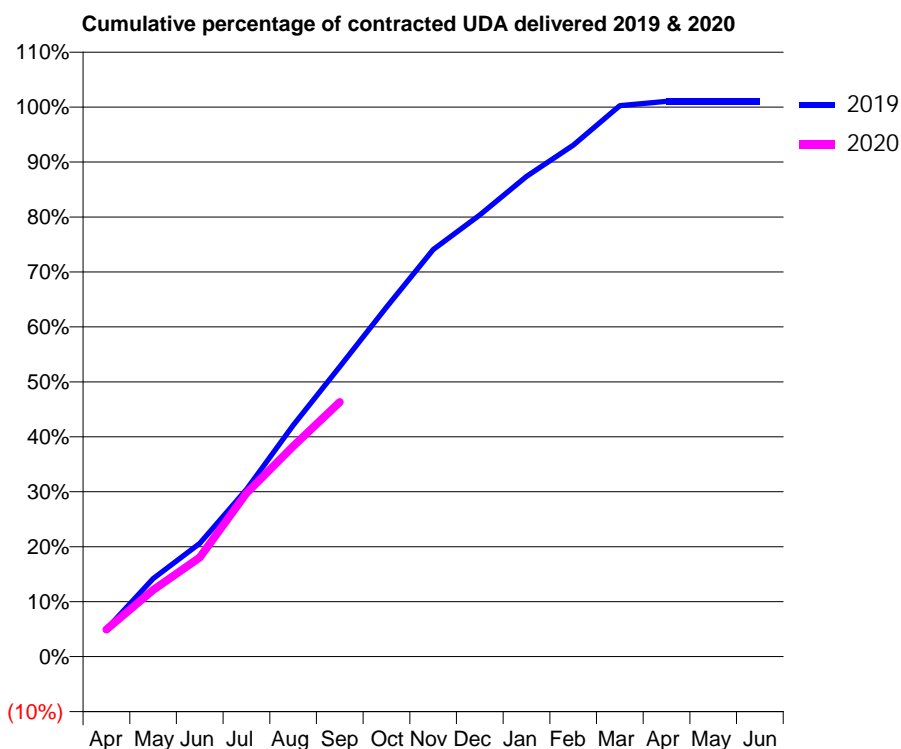
19/20 Contracted general activity (UDA)	11,894
Carry forward general activity (UDA)	0
19/20 Contracted orthodontic activity (UOA)	0
Carry forward orthodontic activity (UOA)	0
Baseline contract value	£290,148.92

ACCESS*

Patients seen in 24 months	Total	Change since previous quarter
Quarter ending September 2018	6,294	
Quarter ending December 2018	6,256	→
Quarter ending March 2019	6,024	↓
Quarter ending June 2019	5,911	↓
Quarter ending September 2019	6,047	↑
Variance since September 2018	(3.9%)	↓



ACTIVITY



Month	Adjusted Scheduled Activity (UDA)	
	2019	2020
April	595	587
May	1,689	1,445
June	2,452	2,145
July	3,618	3,539
August	5,006	4,553
September	6,278	5,509
October	7,563	
November	8,810	
December	9,559	
January	10,391	
February	11,066	
March	11,925	
April	12,017	
May	12,017	
June	12,017	

QUALITY

	Quantity	Base Number	Contract	AT	Region	England
% of FP17s for the same patient ID Re-attending within 3 months - Children	86	1,390	6.2%	10.9%	11.3%	11.5%
% of FP17s for the same patient ID Re-attending within 3 months - Adults	229	1,713	13.4%	14.3%	14.7%	15.4%
% of FP17s for the same patient ID Re-attending between 3 & 9 months - Children	871	1,390	62.7%	59.1%	60.8%	59.7%
% of FP17s for the same patient ID Re-attending between 3 & 9 months - Adults	599	1,713	35.0%	49.6%	52.8%	51.7%
% of FP17s for Band 1 Urgent Courses	302	2,643	11.4%	8.8%	8.2%	9.2%
% of FP17s Relating to Free Repair or Replacements	27	2,643	1.0%	0.6%	0.7%	0.7%
% of FP17s Relating to Continuations	18	2,643	0.7%	0.7%	0.8%	0.8%
% of Patients satisfied with the dentistry they have received	0	0	N/A	93.8%	93.2%	93.5%
% of Patients satisfied with the time they had to wait for an appointment	0	0	N/A	88.4%	88.5%	87.4%

* This is based on patients treated on this contract for their most recent course of treatment. Figures in italics indicate the base number of FP17s or Patient Questionnaire responses are less than 100. N/A is shown where the base number of responses is less than 10 during the period. % is calculated as Quantity/Base number*100

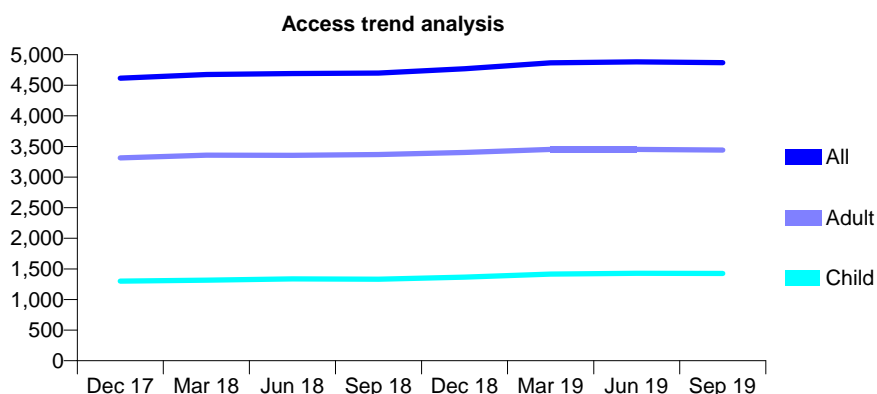
Q58 - Vital Signs At a Glance Contract Report for 186376/0001 - September 2019

Name or company name	Saxby and Doherty
Contract type name	GDS Contract
Purpose of contract	General
Contract start date	03/09/2012
Contract end date	

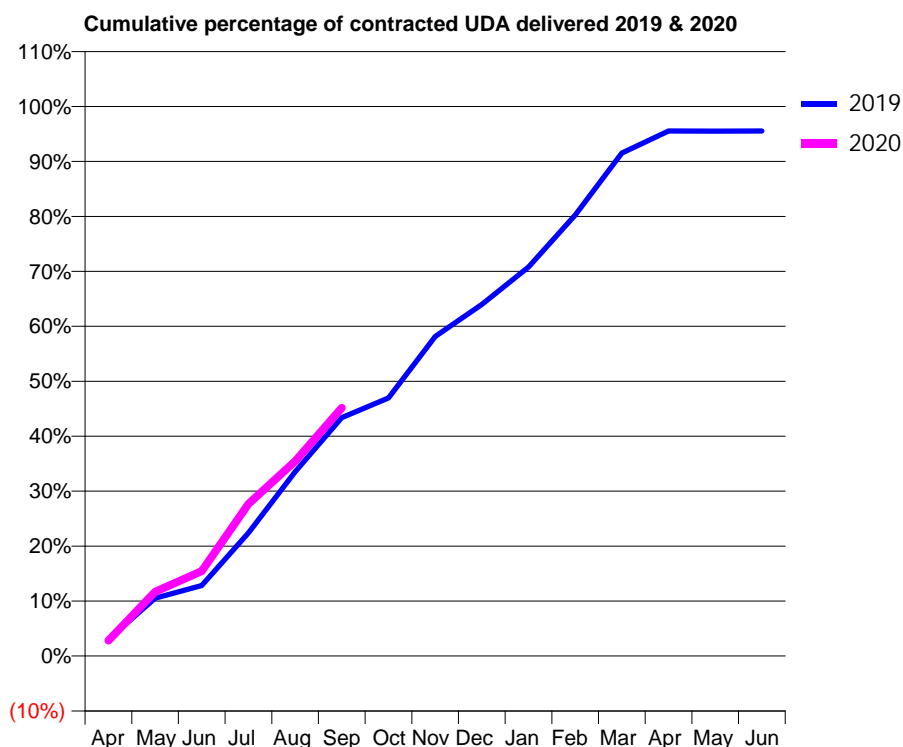
19/20 Contracted general activity (UDA)	14,757
Carry forward general activity (UDA)	0
19/20 Contracted orthodontic activity (UOA)	0
Carry forward orthodontic activity (UOA)	0
Baseline contract value	£310,159.44

ACCESS*

Patients seen in 24 months	Total	Change since previous quarter
Quarter ending September 2018	4,701	
Quarter ending December 2018	4,770	→
Quarter ending March 2019	4,866	↑
Quarter ending June 2019	4,881	→
Quarter ending September 2019	4,868	→
Variance since September 2018	3.6%	↑



ACTIVITY



Month	Adjusted Scheduled Activity (UDA)	
	2019	2020
April	450	414
May	1,556	1,727
June	1,891	2,280
July	3,306	4,085
August	4,947	5,232
September	6,400	6,661
October	6,931	
November	8,579	
December	9,443	
January	10,444	
February	11,840	
March	13,504	
April	14,097	
May	14,095	
June	14,096	

QUALITY

	Quantity	Base Number	Contract	AT	Region	England
% of FP17s for the same patient ID Re-attending within 3 months - Children	93	1,342	6.9%	10.9%	11.3%	11.5%
% of FP17s for the same patient ID Re-attending within 3 months - Adults	422	3,095	13.6%	14.3%	14.7%	15.4%
% of FP17s for the same patient ID Re-attending between 3 & 9 months - Children	1,013	1,342	75.5%	59.1%	60.8%	59.7%
% of FP17s for the same patient ID Re-attending between 3 & 9 months - Adults	2,291	3,095	74.0%	49.6%	52.8%	51.7%
% of FP17s for Band 1 Urgent Courses	272	4,126	6.6%	8.8%	8.2%	9.2%
% of FP17s Relating to Free Repair or Replacements	50	4,126	1.2%	0.6%	0.7%	0.7%
% of FP17s Relating to Continuations	30	4,126	0.7%	0.7%	0.8%	0.8%
% of Patients satisfied with the dentistry they have received	3	3	N/A	93.8%	93.2%	93.5%
% of Patients satisfied with the time they had to wait for an appointment	3	3	N/A	88.4%	88.5%	87.4%

* This is based on patients treated on this contract for their most recent course of treatment. Figures in italics indicate the base number of FP17s or Patient Questionnaire responses are less than 100. N/A is shown where the base number of responses is less than 10 during the period. % is calculated as Quantity/Base number*100

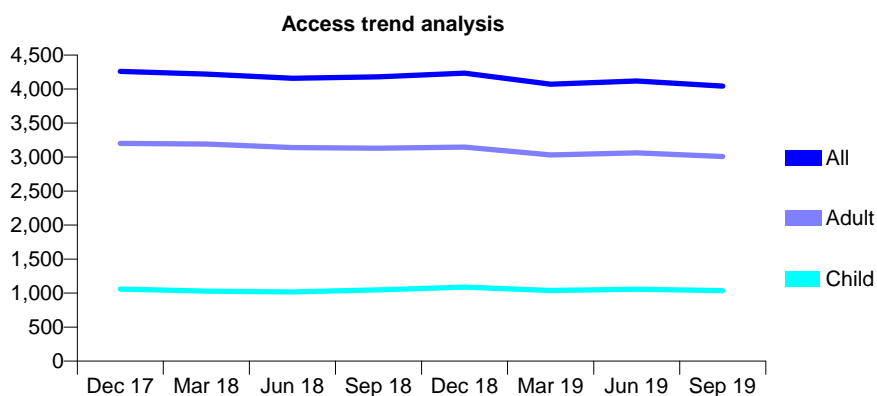
Q58 - Vital Signs At a Glance Contract Report for 186430/0001 - September 2019

Name or company name	Cherry Tree Dental Care
Contract type name	GDS Contract
Purpose of contract	General
Contract start date	01/04/2010
Contract end date	

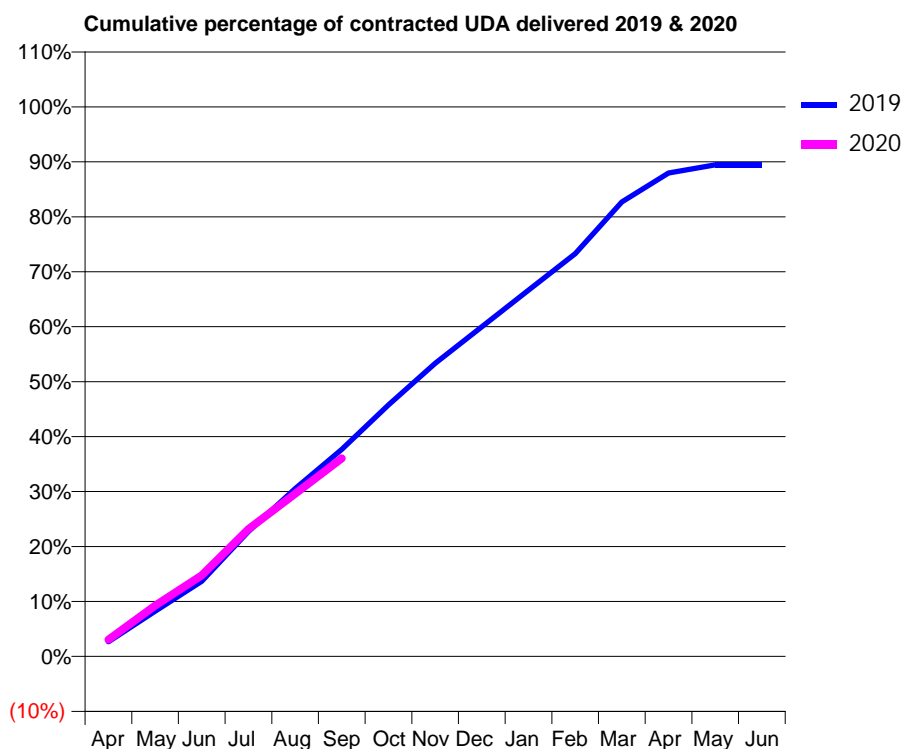
19/20 Contracted general activity (UDA)	14,000
Carry forward general activity (UDA)	0
19/20 Contracted orthodontic activity (UOA)	0
Carry forward orthodontic activity (UOA)	0
Baseline contract value	£478,003.64

ACCESS*

Patients seen in 24 months	Total	Change since previous quarter
Quarter ending September 2018	4,179	
Quarter ending December 2018	4,234	→
Quarter ending March 2019	4,071	↓
Quarter ending June 2019	4,118	→
Quarter ending September 2019	4,044	↓
Variance since September 2018	(3.2%)	↓



ACTIVITY



Month	2019	2020
April	371	427
May	1,154	1,294
June	1,915	2,064
July	3,183	3,242
August	4,276	4,142
September	5,275	5,048
October	6,408	
November	7,464	
December	8,396	
January	9,331	
February	10,261	
March	11,576	
April	12,312	
May	12,521	
June	12,522	

QUALITY

	Quantity	Base Number	Contract	AT	Region	England
% of FP17s for the same patient ID Re-attending within 3 months - Children	39	629	6.2%	10.9%	11.3%	11.5%
% of FP17s for the same patient ID Re-attending within 3 months - Adults	227	1,620	14.0%	14.3%	14.7%	15.4%
% of FP17s for the same patient ID Re-attending between 3 & 9 months - Children	305	629	48.5%	59.1%	60.8%	59.7%
% of FP17s for the same patient ID Re-attending between 3 & 9 months - Adults	594	1,620	36.7%	49.6%	52.8%	51.7%
% of FP17s for Band 1 Urgent Courses	264	2,024	13.0%	8.8%	8.2%	9.2%
% of FP17s Relating to Free Repair or Replacements	7	2,024	0.3%	0.6%	0.7%	0.7%
% of FP17s Relating to Continuations	42	2,024	2.1%	0.7%	0.8%	0.8%
% of Patients satisfied with the dentistry they have received	2	2	N/A	93.8%	93.2%	93.5%
% of Patients satisfied with the time they had to wait for an appointment	2	2	N/A	88.4%	88.5%	87.4%

* This is based on patients treated on this contract for their most recent course of treatment. Figures in italics indicate the base number of FP17s or Patient Questionnaire responses are less than 100. N/A is shown where the base number of responses is less than 10 during the period. % is calculated as Quantity/Base number*100

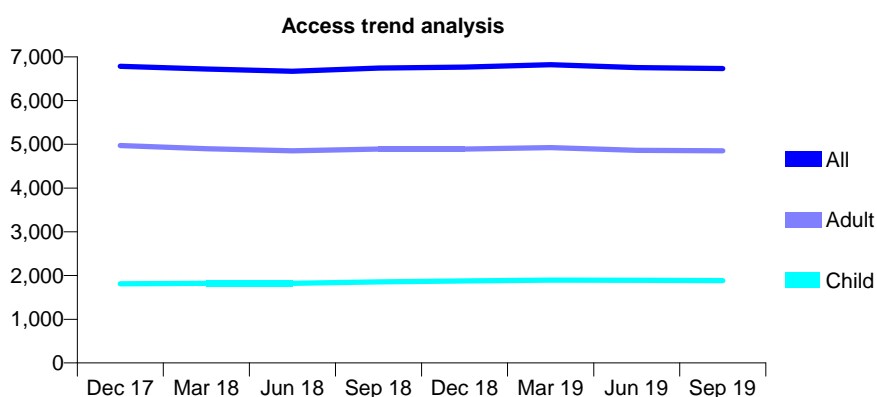
Q58 - Vital Signs At a Glance Contract Report for 186546/0001 - September 2019

Name or company name	The Partners of St Andrews Dental Practice
Contract type name	GDS Contract
Purpose of contract	General
Contract start date	01/07/2012
Contract end date	

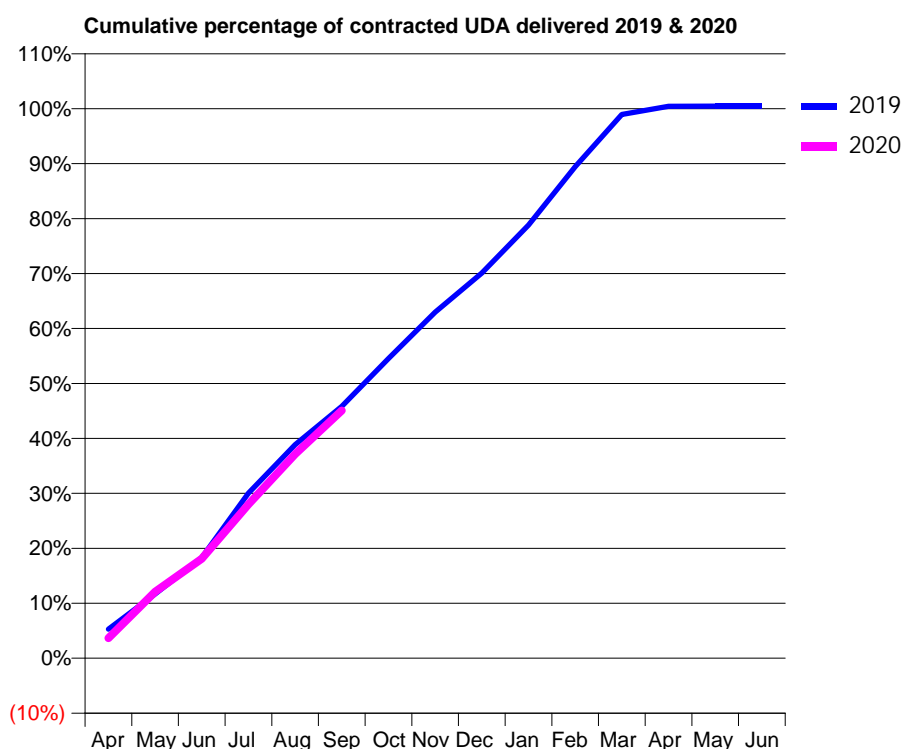
19/20 Contracted general activity (UDA)	18,367
Carry forward general activity (UDA)	0
19/20 Contracted orthodontic activity (UOA)	0
Carry forward orthodontic activity (UOA)	0
Baseline contract value	£449,893.51

ACCESS*

Patients seen in 24 months	Total	Change since previous quarter
Quarter ending September 2018	6,746	
Quarter ending December 2018	6,768	→
Quarter ending March 2019	6,821	→
Quarter ending June 2019	6,753	→
Quarter ending September 2019	6,733	→
Variance since September 2018	(0.2%)	→



ACTIVITY



Month	2019	2020
April	969	669
May	2,146	2,220
June	3,365	3,325
July	5,522	5,142
August	7,137	6,821
September	8,417	8,280
October	10,019	
November	11,567	
December	12,876	
January	14,475	
February	16,427	
March	18,173	
April	18,444	
May	18,449	
June	18,452	

QUALITY

	Quantity	Base Number	Contract	AT	Region	England
% of FP17s for the same patient ID Re-attending within 3 months - Children	83	1,530	5.4%	10.9%	11.3%	11.5%
% of FP17s for the same patient ID Re-attending within 3 months - Adults	330	3,326	9.9%	14.3%	14.7%	15.4%
% of FP17s for the same patient ID Re-attending between 3 & 9 months - Children	1,052	1,530	68.8%	59.1%	60.8%	59.7%
% of FP17s for the same patient ID Re-attending between 3 & 9 months - Adults	2,119	3,326	63.7%	49.6%	52.8%	51.7%
% of FP17s for Band 1 Urgent Courses	279	4,712	5.9%	8.8%	8.2%	9.2%
% of FP17s Relating to Free Repair or Replacements	23	4,712	0.5%	0.6%	0.7%	0.7%
% of FP17s Relating to Continuations	7	4,712	0.1%	0.7%	0.8%	0.8%
% of Patients satisfied with the dentistry they have received	2	3	N/A	93.8%	93.2%	93.5%
% of Patients satisfied with the time they had to wait for an appointment	2	3	N/A	88.4%	88.5%	87.4%

* This is based on patients treated on this contract for their most recent course of treatment.

Figures in italics indicate the base number of FP17s or Patient Questionnaire responses are less than 100. N/A is shown where the base number of responses is less than 10 during the period. % is calculated as Quantity/Base number*100

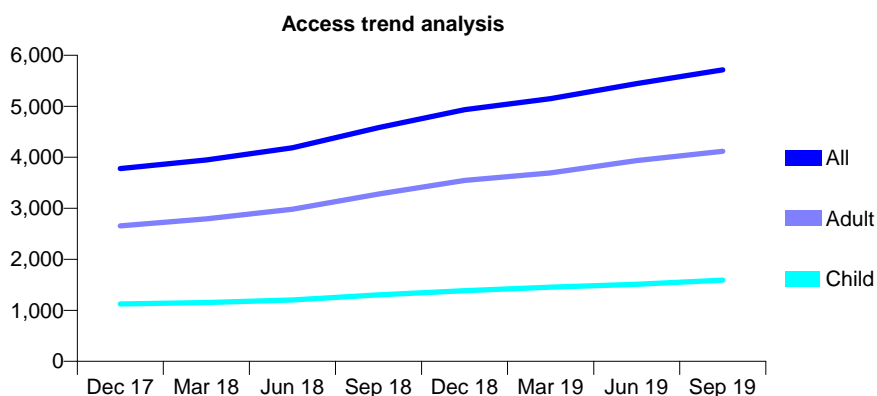
Q58 - Vital Signs At a Glance Contract Report for 187402/0001 - September 2019

Name or company name	Seshagiri Rao Porumamilla
Contract type name	GDS Contract
Purpose of contract	General
Contract start date	01/10/2011
Contract end date	

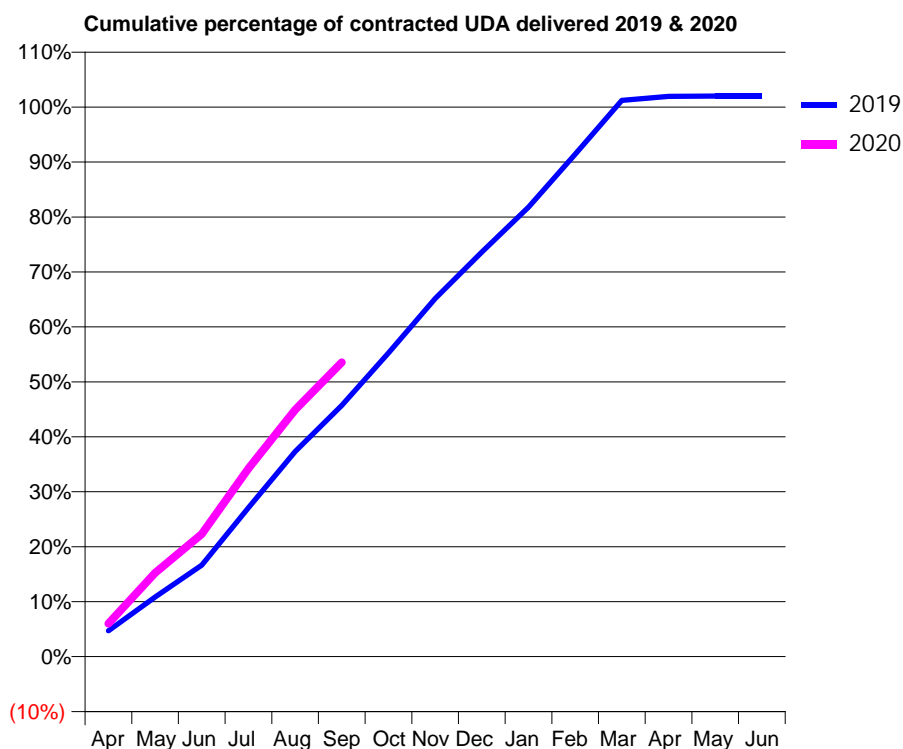
19/20 Contracted general activity (UDA)	14,324
Carry forward general activity (UDA)	0
19/20 Contracted orthodontic activity (UOA)	0
Carry forward orthodontic activity (UOA)	0
Baseline contract value	£386,780.24

ACCESS*

Patients seen in 24 months	Total	Change since previous quarter
Quarter ending September 2018	4,582	
Quarter ending December 2018	4,932	↑
Quarter ending March 2019	5,150	↑
Quarter ending June 2019	5,445	↑
Quarter ending September 2019	5,713	↑
Variance since September 2018	24.7%	↑



ACTIVITY



Month	Adjusted Scheduled Activity (UDA)	
	2019	2020
April	671	863
May	1,554	2,185
June	2,384	3,193
July	3,879	4,905
August	5,349	6,437
September	6,549	7,671
October	7,916	
November	9,335	
December	10,543	
January	11,717	
February	13,095	
March	14,495	
April	14,599	
May	14,611	
June	14,611	

QUALITY

	Quantity	Base Number	Contract	AT	Region	England
% of FP17s for the same patient ID Re-attending within 3 months - Children	58	1,035	5.6%	10.9%	11.3%	11.5%
% of FP17s for the same patient ID Re-attending within 3 months - Adults	300	2,580	11.6%	14.3%	14.7%	15.4%
% of FP17s for the same patient ID Re-attending between 3 & 9 months - Children	485	1,035	46.9%	59.1%	60.8%	59.7%
% of FP17s for the same patient ID Re-attending between 3 & 9 months - Adults	1,136	2,580	44.0%	49.6%	52.8%	51.7%
% of FP17s for Band 1 Urgent Courses	329	3,560	9.2%	8.8%	8.2%	9.2%
% of FP17s Relating to Free Repair or Replacements	23	3,560	0.6%	0.6%	0.7%	0.7%
% of FP17s Relating to Continuations	0	3,560	0.0%	0.7%	0.8%	0.8%
% of Patients satisfied with the dentistry they have received	2	2	N/A	93.8%	93.2%	93.5%
% of Patients satisfied with the time they had to wait for an appointment	2	2	N/A	88.4%	88.5%	87.4%

* This is based on patients treated on this contract for their most recent course of treatment. Figures in italics indicate the base number of FP17s or Patient Questionnaire responses are less than 100. N/A is shown where the base number of responses is less than 10 during the period. % is calculated as Quantity/Base number*100

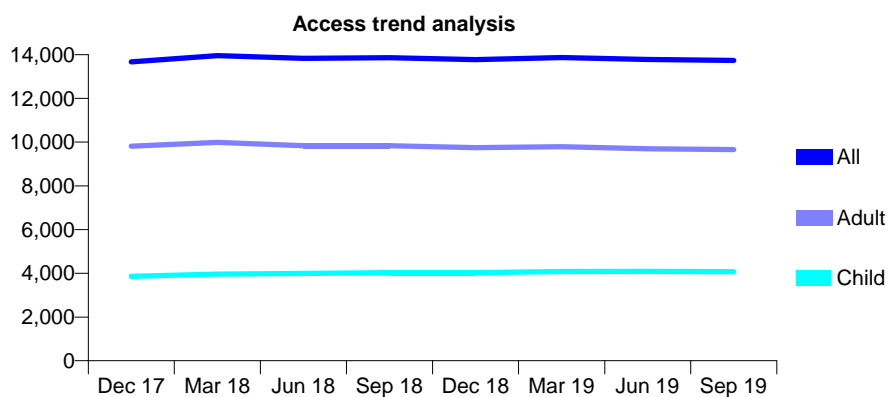
Q58 - Vital Signs At a Glance Contract Report for 187402/0003 - September 2019

Name or company name	Moopen Dental Care
Contract type name	GDS Contract
Purpose of contract	General and Orthodontic
Contract start date	01/02/2015
Contract end date	

19/20 Contracted general activity (UDA)	44,871
Carry forward general activity (UDA)	1,290
19/20 Contracted orthodontic activity (UOA)	2,926
Carry forward orthodontic activity (UOA)	-16
Baseline contract value	£1,447,630.36

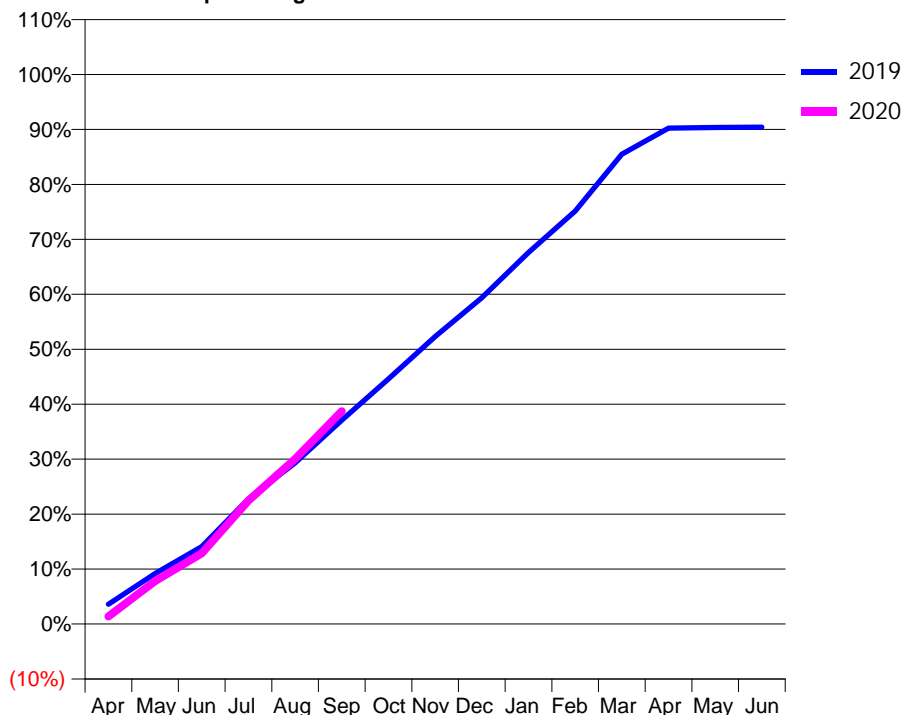
ACCESS*

Patients seen in 24 months	Total	Change since previous quarter
Quarter ending September 2018	13,863	
Quarter ending December 2018	13,774	→
Quarter ending March 2019	13,867	→
Quarter ending June 2019	13,784	→
Quarter ending September 2019	13,734	→
Variance since September 2018	(0.9%)	→



ACTIVITY

Cumulative percentage of contracted UDA delivered 2019 & 2020



Adjusted Scheduled Activity (UDA)

Month	2019	2020
April	1,617	627
May	4,125	3,512
June	6,321	5,766
July	10,217	10,088
August	13,166	13,490
September	16,649	17,376
October	20,018	
November	23,483	
December	26,644	
January	30,328	
February	33,717	
March	38,359	
April	40,489	
May	40,539	
June	40,570	

QUALITY

	Quantity	Base Number	Contract	AT	Region	England
% of FP17s for the same patient ID Re-attending within 3 months - Children	303	2,678	11.3%	10.9%	11.3%	11.5%
% of FP17s for the same patient ID Re-attending within 3 months - Adults	759	5,372	14.1%	14.3%	14.7%	15.4%
% of FP17s for the same patient ID Re-attending between 3 & 9 months - Children	1,229	2,678	45.9%	59.1%	60.8%	59.7%
% of FP17s for the same patient ID Re-attending between 3 & 9 months - Adults	2,231	5,372	41.5%	49.6%	52.8%	51.7%
% of FP17s for Band 1 Urgent Courses	680	7,252	9.4%	8.8%	8.2%	9.2%
% of FP17s Relating to Free Repair or Replacements	109	7,252	1.5%	0.6%	0.7%	0.7%
% of FP17s Relating to Continuations	74	7,252	1.0%	0.7%	0.8%	0.8%
% of Patients satisfied with the dentistry they have received	0	0	N/A	93.8%	93.2%	93.5%
% of Patients satisfied with the time they had to wait for an appointment	0	0	N/A	88.4%	88.5%	87.4%

* This is based on patients treated on this contract for their most recent course of treatment.

Figures in italics indicate the base number of FP17s or Patient Questionnaire responses are less than 100. N/A is shown where the base number of responses is less than 10 during the period. % is calculated as Quantity/Base number*100

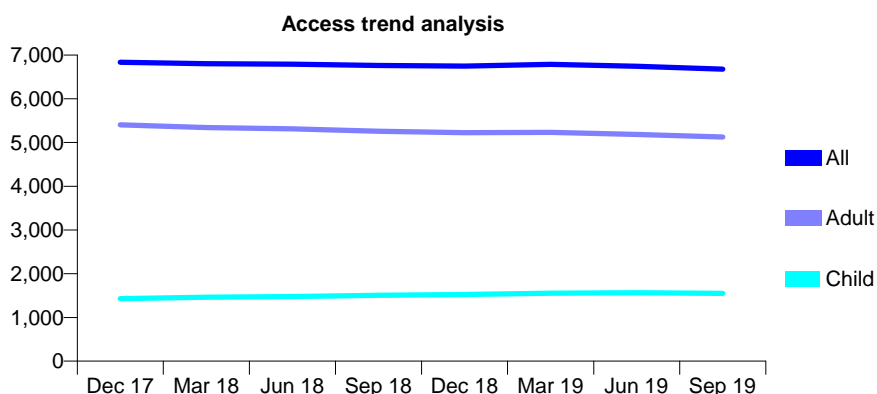
Q58 - Vital Signs At a Glance Contract Report for 187550/0001 - September 2019

Name or company name	Alexander House Dental Practice
Contract type name	GDS Contract
Purpose of contract	General
Contract start date	01/01/2011
Contract end date	

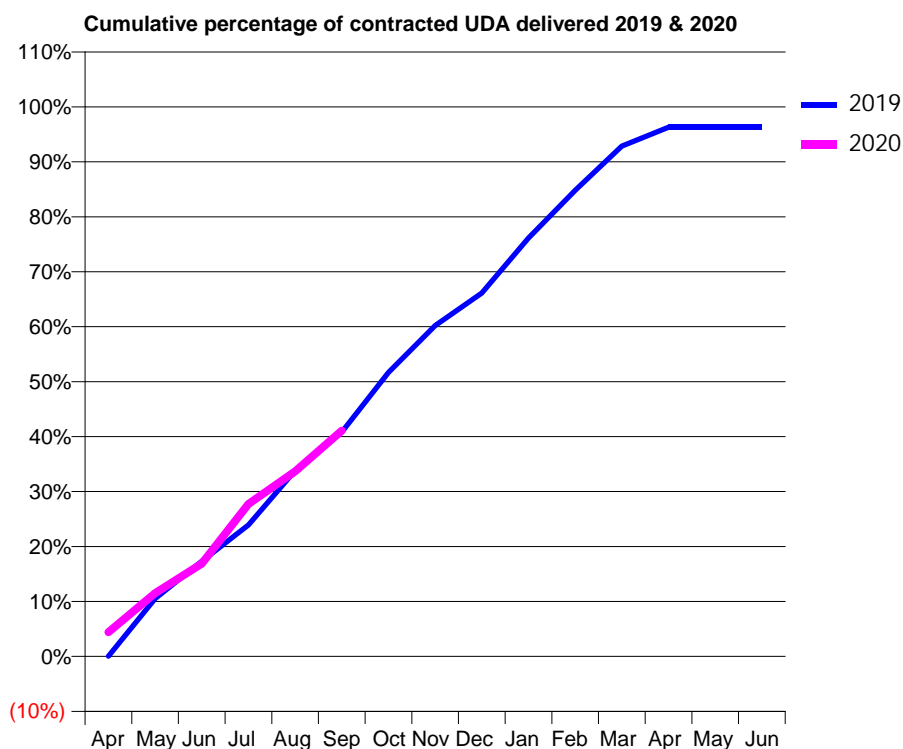
19/20 Contracted general activity (UDA)	16,000
Carry forward general activity (UDA)	0
19/20 Contracted orthodontic activity (UOA)	0
Carry forward orthodontic activity (UOA)	0
Baseline contract value	£422,479.59

ACCESS*

Patients seen in 24 months	Total	Change since previous quarter
Quarter ending September 2018	6,761	
Quarter ending December 2018	6,749	→
Quarter ending March 2019	6,787	→
Quarter ending June 2019	6,746	→
Quarter ending September 2019	6,678	↓
Variance since September 2018	(1.2%)	↓



ACTIVITY



Month	2019	2020
April	11	705
May	1,686	1,841
June	2,770	2,702
July	3,827	4,439
August	5,411	5,385
September	6,527	6,571
October	8,266	
November	9,635	
December	10,578	
January	12,184	
February	13,571	
March	14,857	
April	15,405	
May	15,406	
June	15,407	

QUALITY

	Quantity	Base Number	Contract	AT	Region	England
% of FP17s for the same patient ID Re-attending within 3 months - Children	72	1,242	5.8%	10.9%	11.3%	11.5%
% of FP17s for the same patient ID Re-attending within 3 months - Adults	382	3,453	11.1%	14.3%	14.7%	15.4%
% of FP17s for the same patient ID Re-attending between 3 & 9 months - Children	873	1,242	70.3%	59.1%	60.8%	59.7%
% of FP17s for the same patient ID Re-attending between 3 & 9 months - Adults	2,169	3,453	62.8%	49.6%	52.8%	51.7%
% of FP17s for Band 1 Urgent Courses	366	4,345	8.4%	8.8%	8.2%	9.2%
% of FP17s Relating to Free Repair or Replacements	39	4,345	0.9%	0.6%	0.7%	0.7%
% of FP17s Relating to Continuations	10	4,345	0.2%	0.7%	0.8%	0.8%
% of Patients satisfied with the dentistry they have received	1	1	N/A	93.8%	93.2%	93.5%
% of Patients satisfied with the time they had to wait for an appointment	1	1	N/A	88.4%	88.5%	87.4%

* This is based on patients treated on this contract for their most recent course of treatment. Figures in italics indicate the base number of FP17s or Patient Questionnaire responses are less than 100. N/A is shown where the base number of responses is less than 10 during the period. % is calculated as Quantity/Base number*100

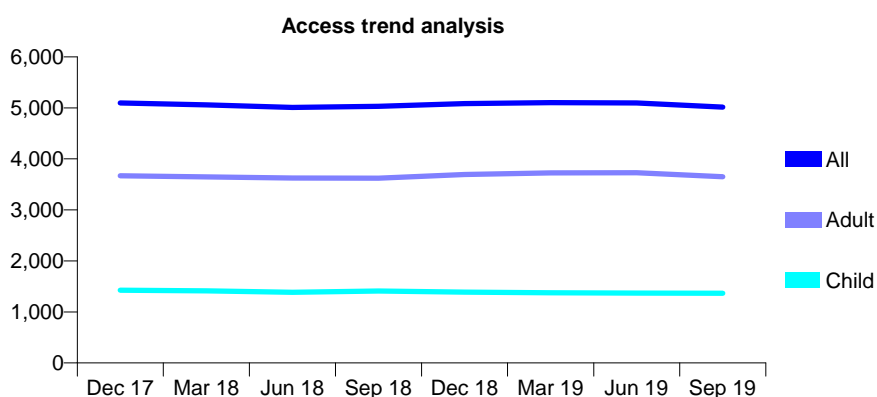
Q58 - Vital Signs At a Glance Contract Report for 188662/0001 - September 2019

Name or company name	Ashwell Dental Surgery Limited
Contract type name	GDS Contract
Purpose of contract	General
Contract start date	01/04/2010
Contract end date	

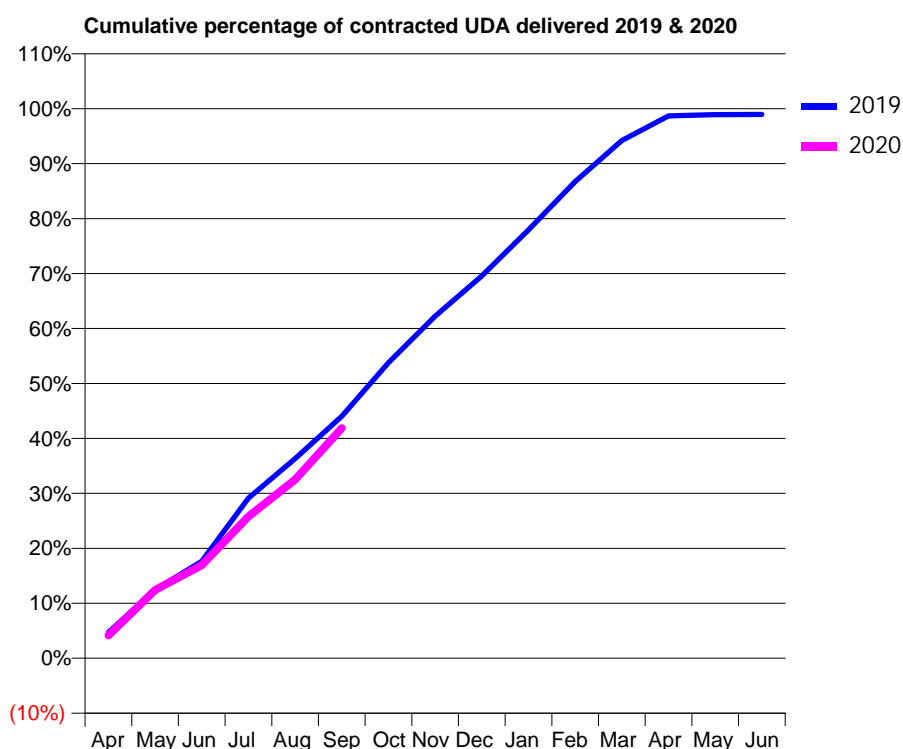
19/20 Contracted general activity (UDA)	11,432
Carry forward general activity (UDA)	0
19/20 Contracted orthodontic activity (UOA)	0
Carry forward orthodontic activity (UOA)	0
Baseline contract value	£305,674.33

ACCESS*

Patients seen in 24 months	Total	Change since previous quarter
Quarter ending September 2018	5,032	
Quarter ending December 2018	5,084	→
Quarter ending March 2019	5,102	→
Quarter ending June 2019	5,098	→
Quarter ending September 2019	5,016	↓
Variance since September 2018	(0.3%)	→



ACTIVITY



Month	2019	2020
April	537	477
May	1,428	1,418
June	2,014	1,935
July	3,332	2,948
August	4,155	3,717
September	5,033	4,787
October	6,146	
November	7,117	
December	7,952	
January	8,908	
February	9,917	
March	10,769	
April	11,281	
May	11,310	
June	11,312	

QUALITY

	Quantity	Base Number	Contract	AT	Region	England
% of FP17s for the same patient ID Re-attending within 3 months - Children	41	938	4.4%	10.9%	11.3%	11.5%
% of FP17s for the same patient ID Re-attending within 3 months - Adults	254	2,208	11.5%	14.3%	14.7%	15.4%
% of FP17s for the same patient ID Re-attending between 3 & 9 months - Children	550	938	58.6%	59.1%	60.8%	59.7%
% of FP17s for the same patient ID Re-attending between 3 & 9 months - Adults	1,061	2,208	48.1%	49.6%	52.8%	51.7%
% of FP17s for Band 1 Urgent Courses	229	2,869	8.0%	8.8%	8.2%	9.2%
% of FP17s Relating to Free Repair or Replacements	39	2,869	1.4%	0.6%	0.7%	0.7%
% of FP17s Relating to Continuations	17	2,869	0.6%	0.7%	0.8%	0.8%
% of Patients satisfied with the dentistry they have received	0	0	N/A	93.8%	93.2%	93.5%
% of Patients satisfied with the time they had to wait for an appointment	0	0	N/A	88.4%	88.5%	87.4%

* This is based on patients treated on this contract for their most recent course of treatment.

Figures in italics indicate the base number of FP17s or Patient Questionnaire responses are less than 100. N/A is shown where the base number of responses is less than 10 during the period. % is calculated as Quantity/Base number*100

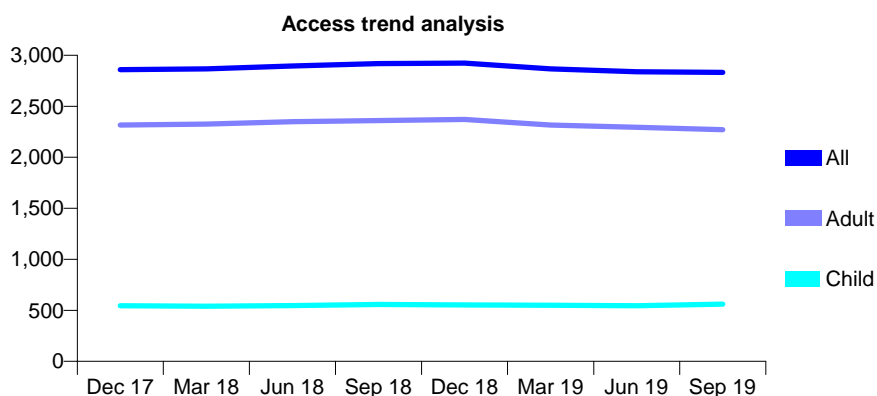
Q58 - Vital Signs At a Glance Contract Report for 192961/0002 - September 2019

Name or company name	Mr Roderick P Ingham, Mr Jose F Angelo a
Contract type name	GDS Contract
Purpose of contract	General
Contract start date	01/12/2014
Contract end date	

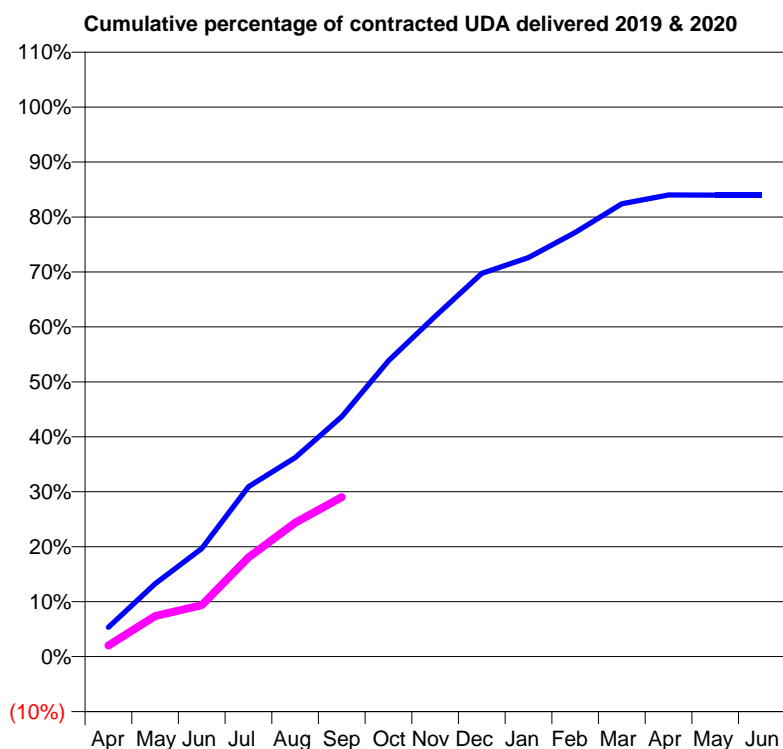
19/20 Contracted general activity (UDA)	9,743
Carry forward general activity (UDA)	0
19/20 Contracted orthodontic activity (UOA)	0
Carry forward orthodontic activity (UOA)	0
Baseline contract value	£240,490.15

ACCESS*

Patients seen in 24 months	Total	Change since previous quarter
Quarter ending September 2018	2,918	
Quarter ending December 2018	2,923	→
Quarter ending March 2019	2,866	↓
Quarter ending June 2019	2,839	→
Quarter ending September 2019	2,832	→
Variance since September 2018	(2.9%)	↓



ACTIVITY



Month	Adjusted Scheduled Activity (UDA)	
	2019	2020
April	520	197
May	1,292	720
June	1,917	914
July	3,010	1,757
August	3,528	2,374
September	4,254	2,829
October	5,246	
November	6,036	
December	6,794	
January	7,076	
February	7,519	
March	8,028	
April	8,185	
May	8,181	
June	8,181	

QUALITY

	Quantity	Base Number	Contract	AT	Region	England
% of FP17s for the same patient ID Re-attending within 3 months - Children	20	391	5.1%	10.9%	11.3%	11.5%
% of FP17s for the same patient ID Re-attending within 3 months - Adults	162	1,484	10.9%	14.3%	14.7%	15.4%
% of FP17s for the same patient ID Re-attending between 3 & 9 months - Children	210	391	53.7%	59.1%	60.8%	59.7%
% of FP17s for the same patient ID Re-attending between 3 & 9 months - Adults	851	1,484	57.3%	49.6%	52.8%	51.7%
% of FP17s for Band 1 Urgent Courses	126	1,779	7.1%	8.8%	8.2%	9.2%
% of FP17s Relating to Free Repair or Replacements	18	1,779	1.0%	0.6%	0.7%	0.7%
% of FP17s Relating to Continuations	28	1,779	1.6%	0.7%	0.8%	0.8%
% of Patients satisfied with the dentistry they have received	2	2	N/A	93.8%	93.2%	93.5%
% of Patients satisfied with the time they had to wait for an appointment	2	2	N/A	88.4%	88.5%	87.4%

* This is based on patients treated on this contract for their most recent course of treatment. Figures in italics indicate the base number of FP17s or Patient Questionnaire responses are less than 100. N/A is shown where the base number of responses is less than 10 during the period. % is calculated as Quantity/Base number*100

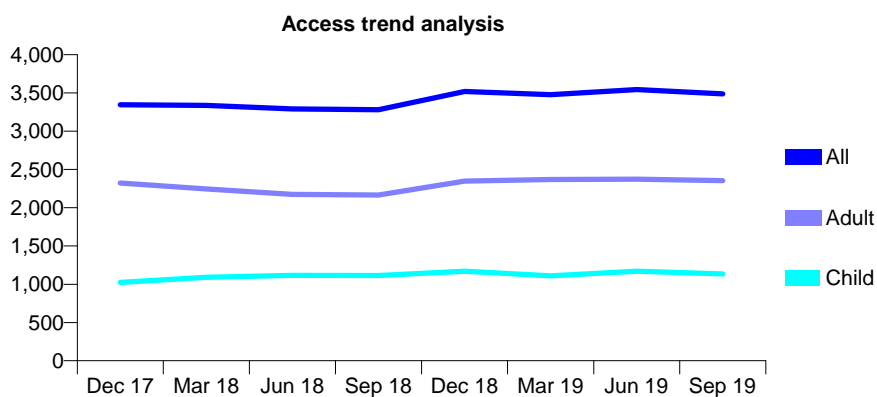
Q58 - Vital Signs At a Glance Contract Report for 193534/0001 - September 2019

Name or company name	Community Dental Services CIC
Contract type name	Pilot Contract
Purpose of contract	General
Contract start date	01/04/2011
Contract end date	31/03/2020

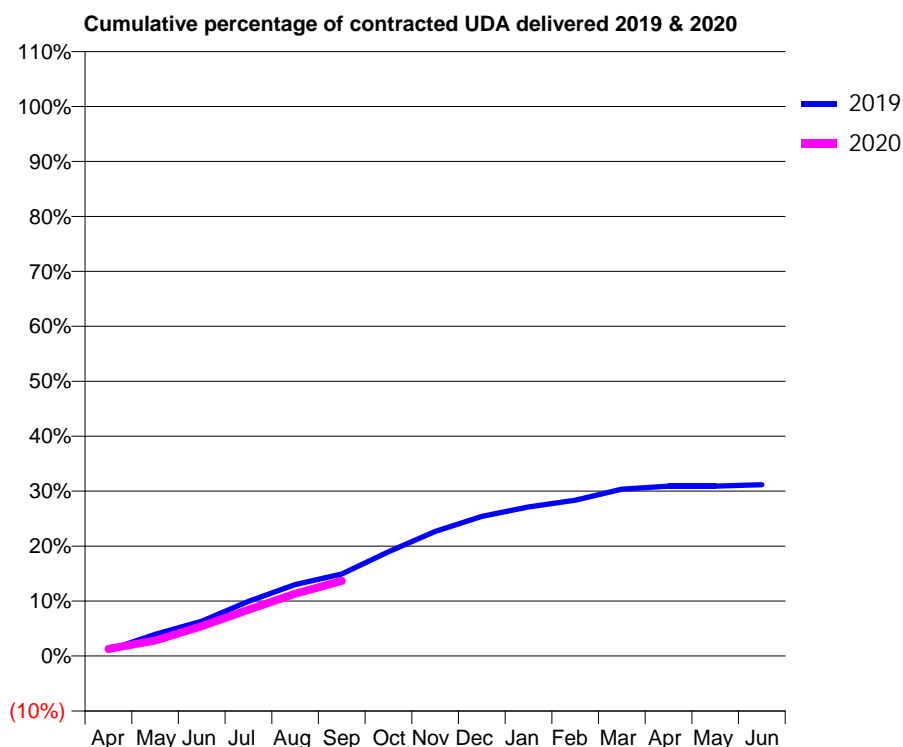
19/20 Contracted general activity (UDA)	13,170
Carry forward general activity (UDA)	0
19/20 Contracted orthodontic activity (UOA)	0
Carry forward orthodontic activity (UOA)	0
Baseline contract value	£372,993.70

ACCESS*

Patients seen in 24 months	Total	Change since previous quarter
Quarter ending September 2018	3,281	
Quarter ending December 2018	3,520	↑
Quarter ending March 2019	3,478	↓
Quarter ending June 2019	3,544	→
Quarter ending September 2019	3,488	↓
Variance since September 2018	6.3%	↑



ACTIVITY



Month	Adjusted Scheduled Activity (UDA)	
	2019	2020
April	143	170
May	521	372
June	836	713
July	1,310	1,112
August	1,713	1,495
September	1,968	1,801
October	2,499	
November	2,987	
December	3,348	
January	3,574	
February	3,733	
March	4,001	
April	4,069	
May	4,071	
June	4,106	

QUALITY

	Quantity	Base Number	Contract	AT	Region	England
% of FP17s for the same patient ID Re-attending within 3 months - Children	60	984	6.1%	10.9%	11.3%	11.5%
% of FP17s for the same patient ID Re-attending within 3 months - Adults	164	1,391	11.8%	14.3%	14.7%	15.4%
% of FP17s for the same patient ID Re-attending between 3 & 9 months - Children	447	984	45.4%	59.1%	60.8%	59.7%
% of FP17s for the same patient ID Re-attending between 3 & 9 months - Adults	458	1,391	32.9%	49.6%	52.8%	51.7%
% of FP17s for Band 1 Urgent Courses	87	1,081	8.0%	8.8%	8.2%	9.2%
% of FP17s Relating to Free Repair or Replacements	4	1,081	0.4%	0.6%	0.7%	0.7%
% of FP17s Relating to Continuations	5	1,081	0.5%	0.7%	0.8%	0.8%
% of Patients satisfied with the dentistry they have received	1	1	N/A	93.8%	93.2%	93.5%
% of Patients satisfied with the time they had to wait for an appointment	0	1	N/A	88.4%	88.5%	87.4%

* This is based on patients treated on this contract for their most recent course of treatment. Figures in italics indicate the base number of FP17s or Patient Questionnaire responses are less than 100. N/A is shown where the base number of responses is less than 10 during the period. % is calculated as Quantity/Base number*100

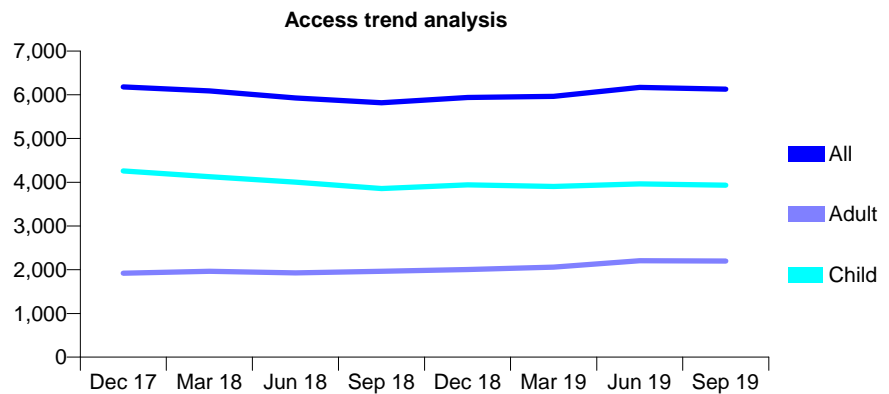
Q58 - Vital Signs At a Glance Contract Report for 193534/0002 - September 2019

Name or company name	Community Dental Services CIC
Contract type name	PDS Contract
Purpose of contract	General
Contract start date	01/04/2011
Contract end date	31/03/2020

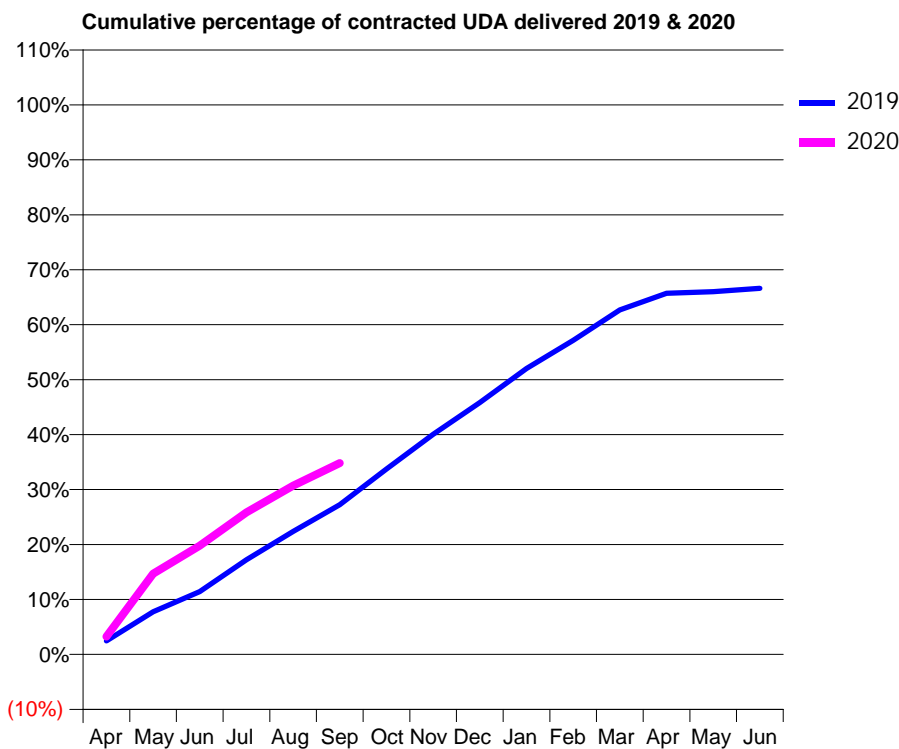
19/20 Contracted general activity (UDA)	18,917
Carry forward general activity (UDA)	0
19/20 Contracted orthodontic activity (UOA)	0
Carry forward orthodontic activity (UOA)	0
Baseline contract value	£2,410,781.06

ACCESS*

Patients seen in 24 months	Total	Change since previous quarter
Quarter ending September 2018	5,818	
Quarter ending December 2018	5,939	↑
Quarter ending March 2019	5,964	→
Quarter ending June 2019	6,168	↑
Quarter ending September 2019	6,130	→
Variance since September 2018	5.4%	↑



ACTIVITY



Month	Adjusted Scheduled Activity (UDA)	
	2019	2020
April	464	617
May	1,467	2,778
June	2,165	3,746
July	3,261	4,891
August	4,236	5,810
September	5,154	6,584
October	6,385	
November	7,579	
December	8,669	
January	9,842	
February	10,813	
March	11,858	
April	12,431	
May	12,485	
June	12,604	

QUALITY

	Quantity	Base Number	Contract	AT	Region	England
% of FP17s for the same patient ID Re-attending within 3 months - Children	755	4,179	18.1%	10.9%	11.3%	11.5%
% of FP17s for the same patient ID Re-attending within 3 months - Adults	267	1,785	15.0%	14.3%	14.7%	15.4%
% of FP17s for the same patient ID Re-attending between 3 & 9 months - Children	1,693	4,179	40.5%	59.1%	60.8%	59.7%
% of FP17s for the same patient ID Re-attending between 3 & 9 months - Adults	583	1,785	32.7%	49.6%	52.8%	51.7%
% of FP17s for Band 1 Urgent Courses	143	4,171	3.4%	8.8%	8.2%	9.2%
% of FP17s Relating to Free Repair or Replacements	0	4,171	0.0%	0.6%	0.7%	0.7%
% of FP17s Relating to Continuations	255	4,171	6.1%	0.7%	0.8%	0.8%
% of Patients satisfied with the dentistry they have received	3	3	N/A	93.8%	93.2%	93.5%
% of Patients satisfied with the time they had to wait for an appointment	2	3	N/A	88.4%	88.5%	87.4%

* This is based on patients treated on this contract for their most recent course of treatment. Figures in italics indicate the base number of FP17s or Patient Questionnaire responses are less than 100. N/A is shown where the base number of responses is less than 10 during the period. % is calculated as Quantity/Base number*100

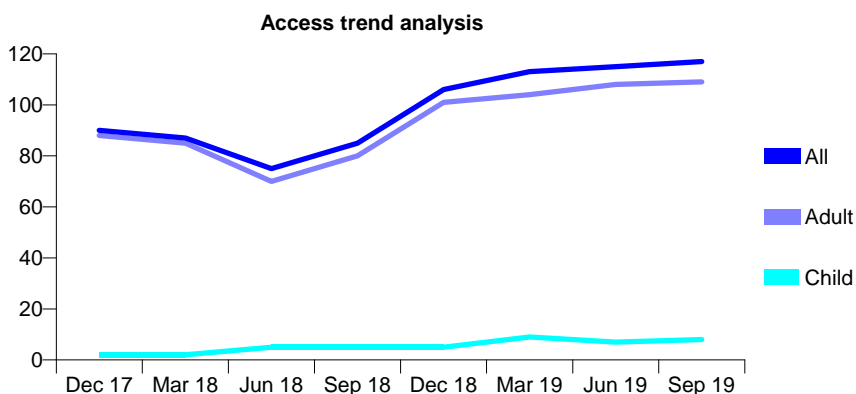
Q58 - Vital Signs At a Glance Contract Report for 193534/0003 - September 2019

Name or company name	Community Dental Services CIC
Contract type name	PDS Contract
Purpose of contract	General
Contract start date	01/04/2011
Contract end date	31/03/2020

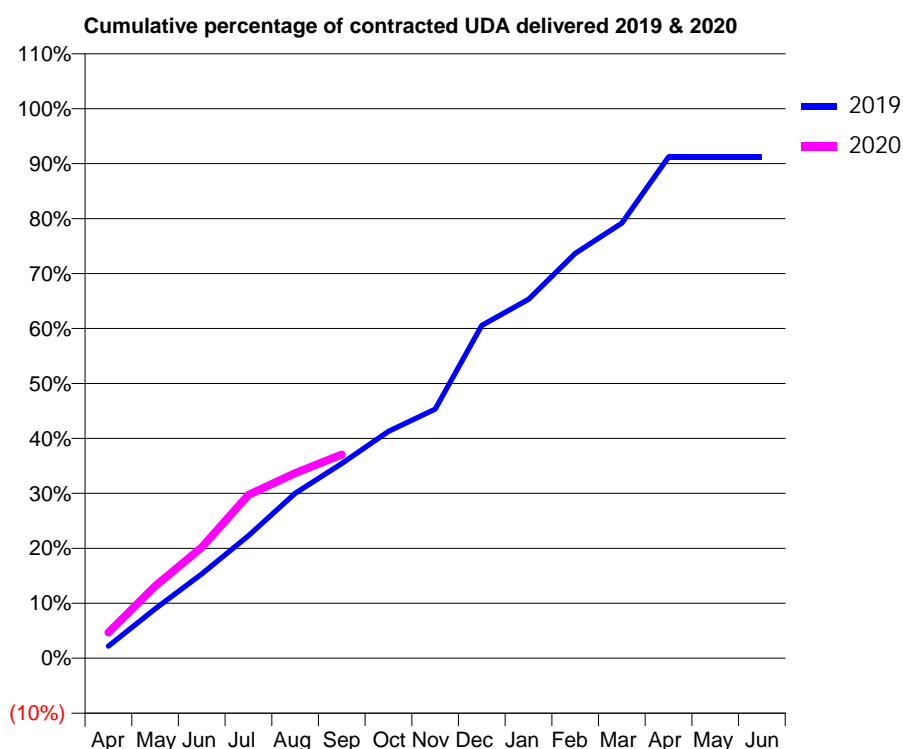
19/20 Contracted general activity (UDA)	1,090
Carry forward general activity (UDA)	0
19/20 Contracted orthodontic activity (UOA)	0
Carry forward orthodontic activity (UOA)	0
Baseline contract value	£151,587.99

ACCESS*

Patients seen in 24 months	Total	Change since previous quarter
Quarter ending September 2018	85	
Quarter ending December 2018	106	↑
Quarter ending March 2019	113	↑
Quarter ending June 2019	115	→
Quarter ending September 2019	117	→
Variance since September 2018	37.6%	↑



ACTIVITY



Month	2019	2020
April	24	51
May	98	143
June	167	220
July	243	324
August	327	367
September	386	404
October	450	
November	494	
December	660	
January	712	
February	803	
March	863	
April	994	
May	994	
June	994	

QUALITY

	Quantity	Base Number	Contract	AT	Region	England
% of FP17s for the same patient ID Re-attending within 3 months - Children	1	25	4.0%	10.9%	11.3%	11.5%
% of FP17s for the same patient ID Re-attending within 3 months - Adults	1	215	0.5%	14.3%	14.7%	15.4%
% of FP17s for the same patient ID Re-attending between 3 & 9 months - Children	1	25	4.0%	59.1%	60.8%	59.7%
% of FP17s for the same patient ID Re-attending between 3 & 9 months - Adults	7	215	3.3%	49.6%	52.8%	51.7%
% of FP17s for Band 1 Urgent Courses	0	174	0.0%	8.8%	8.2%	9.2%
% of FP17s Relating to Free Repair or Replacements	0	174	0.0%	0.6%	0.7%	0.7%
% of FP17s Relating to Continuations	0	174	0.0%	0.7%	0.8%	0.8%
% of Patients satisfied with the dentistry they have received	0	0	N/A	93.8%	93.2%	93.5%
% of Patients satisfied with the time they had to wait for an appointment	0	0	N/A	88.4%	88.5%	87.4%

* This is based on patients treated on this contract for their most recent course of treatment.

Figures in italics indicate the base number of FP17s or Patient Questionnaire responses are less than 100. N/A is shown where the base number of responses is less than 10 during the period. % is calculated as Quantity/Base number*100

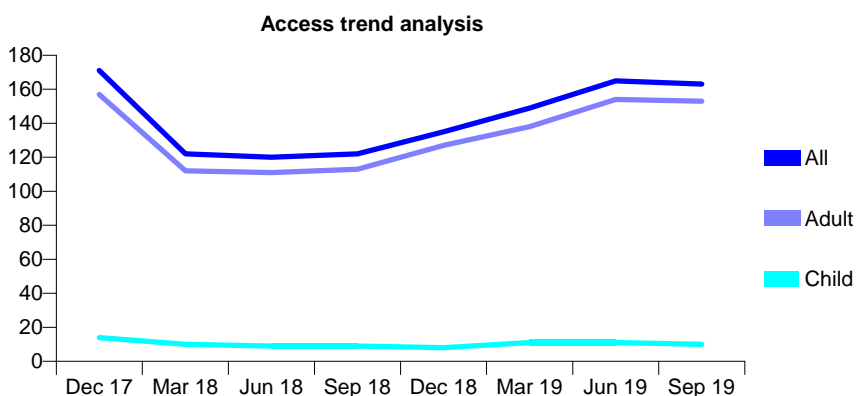
Q58 - Vital Signs At a Glance Contract Report for 193534/0004 - September 2019

Name or company name	Community Dental Services CIC
Contract type name	PDS Contract
Purpose of contract	General
Contract start date	01/04/2011
Contract end date	31/03/2020

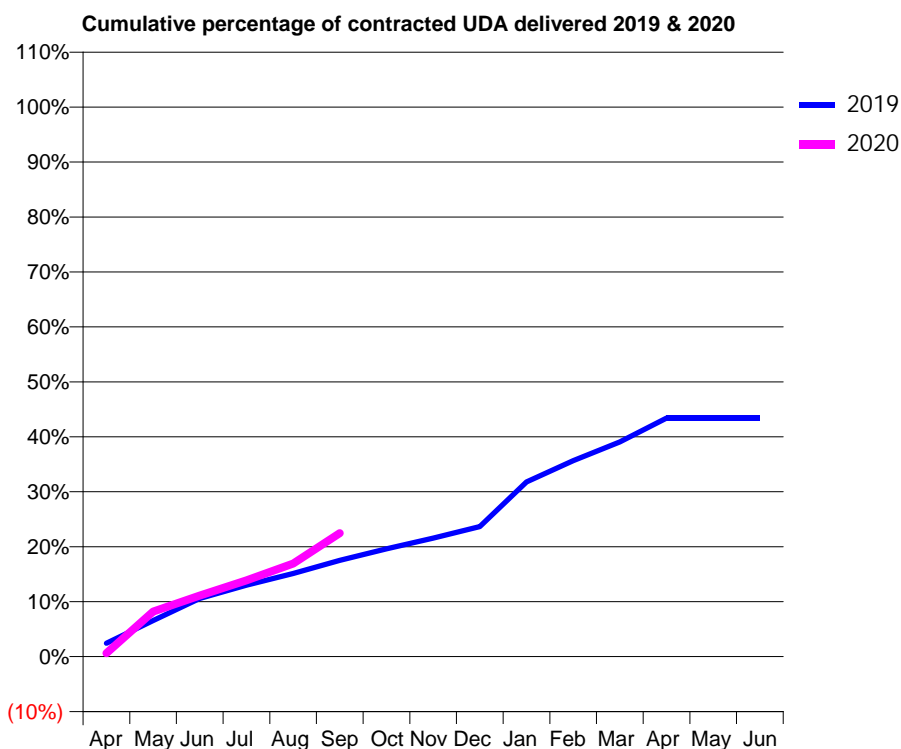
19/20 Contracted general activity (UDA)	740
Carry forward general activity (UDA)	0
19/20 Contracted orthodontic activity (UOA)	0
Carry forward orthodontic activity (UOA)	0
Baseline contract value	£82,394.11

ACCESS*

Patients seen in 24 months	Total	Change since previous quarter
Quarter ending September 2018	122	
Quarter ending December 2018	135	↑
Quarter ending March 2019	149	↑
Quarter ending June 2019	165	↑
Quarter ending September 2019	163	↓
Variance since September 2018	33.6%	↑



ACTIVITY



Month	Adjusted Scheduled Activity (UDA)	
	2019	2020
April	18	5
May	49	61
June	78	82
July	96	103
August	112	125
September	130	166
October	145	
November	160	
December	175	
January	235	
February	264	
March	289	
April	321	
May	321	
June	321	

QUALITY

	Quantity	Base Number	Contract	AT	Region	England
% of FP17s for the same patient ID Re-attending within 3 months - Children	0	17	0.0%	10.9%	11.3%	11.5%
% of FP17s for the same patient ID Re-attending within 3 months - Adults	3	133	2.3%	14.3%	14.7%	15.4%
% of FP17s for the same patient ID Re-attending between 3 & 9 months - Children	0	17	0.0%	59.1%	60.8%	59.7%
% of FP17s for the same patient ID Re-attending between 3 & 9 months - Adults	2	133	1.5%	49.6%	52.8%	51.7%
% of FP17s for Band 1 Urgent Courses	126	131	96.2%	8.8%	8.2%	9.2%
% of FP17s Relating to Free Repair or Replacements	0	131	0.0%	0.6%	0.7%	0.7%
% of FP17s Relating to Continuations	0	131	0.0%	0.7%	0.8%	0.8%
% of Patients satisfied with the dentistry they have received	0	0	N/A	93.8%	93.2%	93.5%
% of Patients satisfied with the time they had to wait for an appointment	0	0	N/A	88.4%	88.5%	87.4%

* This is based on patients treated on this contract for their most recent course of treatment. Figures in italics indicate the base number of FP17s or Patient Questionnaire responses are less than 100. N/A is shown where the base number of responses is less than 10 during the period. % is calculated as Quantity/Base number*100

Q58 - Vital Signs At a Glance Contract Report for 193534/0010 - September 2019

Name or company name	Community Dental Services CIC
Contract type name	PDS Contract
Purpose of contract	General
Contract start date	01/04/2012
Contract end date	31/03/2020

19/20 Contracted general activity (UDA)	2,700
Carry forward general activity (UDA)	0
19/20 Contracted orthodontic activity (UOA)	0
Carry forward orthodontic activity (UOA)	0
Baseline contract value	£386,348.16

ACCESS*

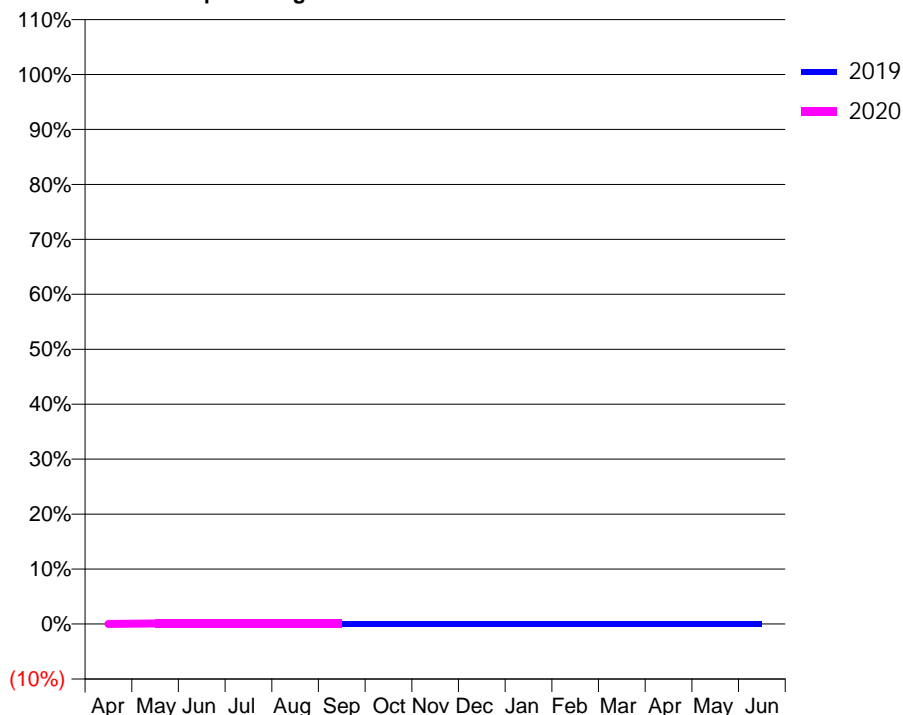
Patients seen in 24 months	Total	Change since previous quarter
Quarter ending September 2018	N/A	
Quarter ending December 2018	N/A	
Quarter ending March 2019	N/A	
Quarter ending June 2019	N/A	
Quarter ending September 2019	N/A	
Variance since September 2018	N/A	

Access trend analysis

- All
- Adult
- Child

ACTIVITY

Cumulative percentage of contracted UDA delivered 2019 & 2020



Month	Adjusted Scheduled Activity (UDA)	
	2019	2020
April	0	0
May	0	3
June	0	3
July	0	3
August	0	3
September	0	3
October	0	
November	0	
December	0	
January	0	
February	0	
March	0	
April	0	
May	0	
June	0	

QUALITY

	Quantity	Base Number	Contract	AT	Region	England
% of FP17s for the same patient ID Re-attending within 3 months - Children	0	0	N/A	10.9%	11.3%	11.5%
% of FP17s for the same patient ID Re-attending within 3 months - Adults	0	1	0.0%	14.3%	14.7%	15.4%
% of FP17s for the same patient ID Re-attending between 3 & 9 months - Children	0	0	N/A	59.1%	60.8%	59.7%
% of FP17s for the same patient ID Re-attending between 3 & 9 months - Adults	0	1	0.0%	49.6%	52.8%	51.7%
% of FP17s for Band 1 Urgent Courses	0	1	0.0%	8.8%	8.2%	9.2%
% of FP17s Relating to Free Repair or Replacements	0	1	0.0%	0.6%	0.7%	0.7%
% of FP17s Relating to Continuations	0	1	0.0%	0.7%	0.8%	0.8%
% of Patients satisfied with the dentistry they have received	0	0	N/A	93.8%	93.2%	93.5%
% of Patients satisfied with the time they had to wait for an appointment	0	0	N/A	88.4%	88.5%	87.4%

* This is based on patients treated on this contract for their most recent course of treatment. Figures in italics indicate the base number of FP17s or Patient Questionnaire responses are less than 100. N/A is shown where the base number of responses is less than 10 during the period. % is calculated as Quantity/Base number*100

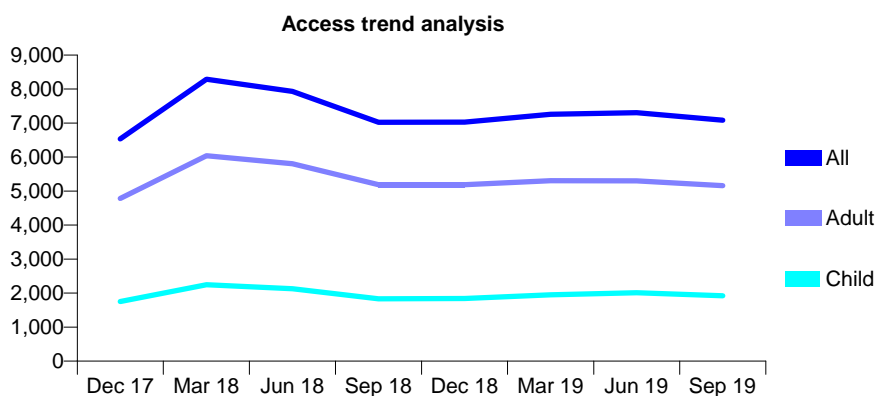
Q58 - Vital Signs At a Glance Contract Report for 196630/0001 - September 2019

Name or company name	Cedar Road Dental Practice
Contract type name	GDS Contract
Purpose of contract	General
Contract start date	01/04/2006
Contract end date	

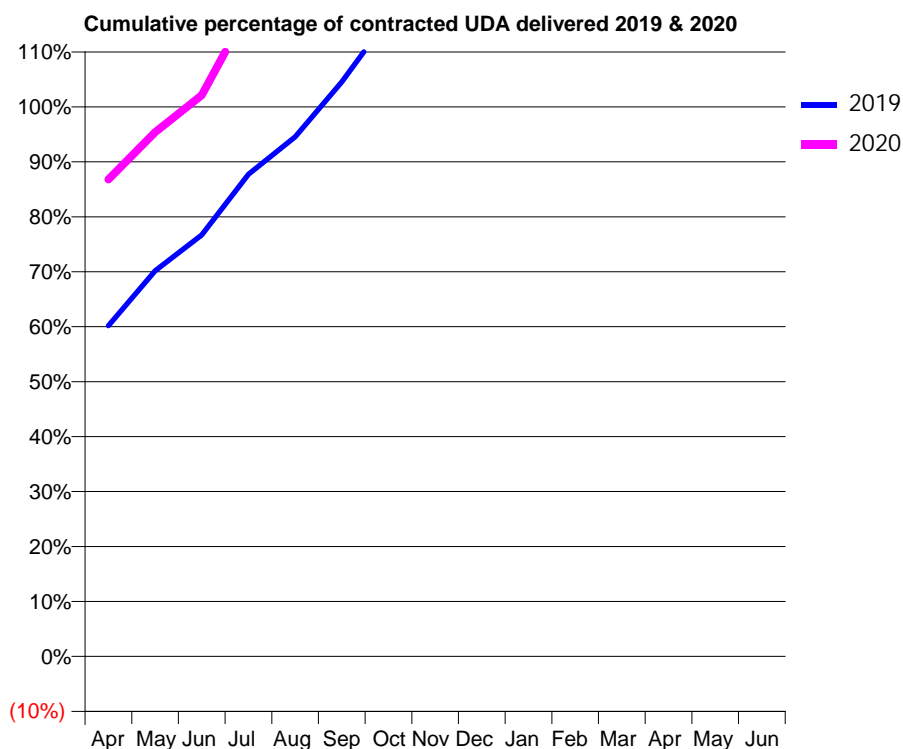
19/20 Contracted general activity (UDA)	14,190
Carry forward general activity (UDA)	-11,053
19/20 Contracted orthodontic activity (UOA)	0
Carry forward orthodontic activity (UOA)	0
Baseline contract value	£387,267.22

ACCESS*

Patients seen in 24 months	Total	Change since previous quarter
Quarter ending September 2018	7,023	
Quarter ending December 2018	7,031	→
Quarter ending March 2019	7,260	↑
Quarter ending June 2019	7,309	→
Quarter ending September 2019	7,084	↓
Variance since September 2018	0.9%	→



ACTIVITY



Adjusted Scheduled Activity (UDA)		
Month	2019	2020
April	8,539	12,315
May	9,956	13,533
June	10,881	14,493
July	12,450	16,716
August	13,414	17,973
September	14,832	19,424
October	16,474	
November	18,017	
December	19,493	
January	21,301	
February	22,156	
March	24,107	
April	25,248	
May	25,244	
June	25,244	

QUALITY

	Quantity	Base Number	Contract	AT	Region	England
% of FP17s for the same patient ID Re-attending within 3 months - Children	92	1,613	5.7%	10.9%	11.3%	11.5%
% of FP17s for the same patient ID Re-attending within 3 months - Adults	363	3,680	9.9%	14.3%	14.7%	15.4%
% of FP17s for the same patient ID Re-attending between 3 & 9 months - Children	866	1,613	53.7%	59.1%	60.8%	59.7%
% of FP17s for the same patient ID Re-attending between 3 & 9 months - Adults	1,808	3,680	49.1%	49.6%	52.8%	51.7%
% of FP17s for Band 1 Urgent Courses	273	4,726	5.8%	8.8%	8.2%	9.2%
% of FP17s Relating to Free Repair or Replacements	24	4,726	0.5%	0.6%	0.7%	0.7%
% of FP17s Relating to Continuations	17	4,726	0.4%	0.7%	0.8%	0.8%
% of Patients satisfied with the dentistry they have received	1	1	N/A	93.8%	93.2%	93.5%
% of Patients satisfied with the time they had to wait for an appointment	1	1	N/A	88.4%	88.5%	87.4%

* This is based on patients treated on this contract for their most recent course of treatment. Figures in italics indicate the base number of FP17s or Patient Questionnaire responses are less than 100. N/A is shown where the base number of responses is less than 10 during the period. % is calculated as Quantity/Base number*100

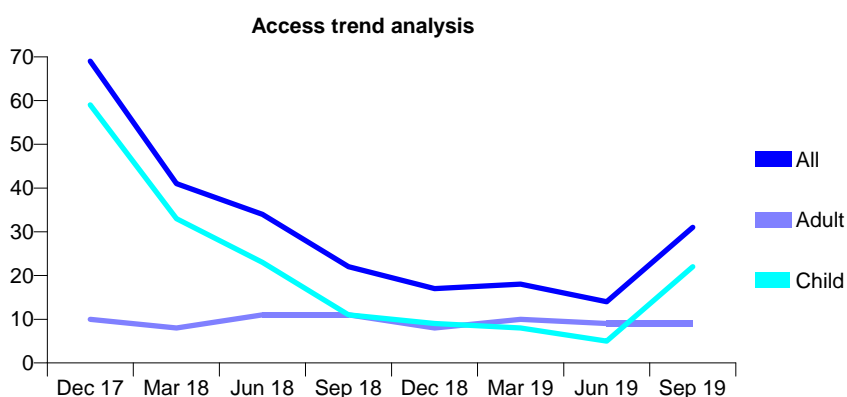
Q58 - Vital Signs At a Glance Contract Report for 196630/0003 - September 2019

Name or company name	Cedar Road Dental Practice
Contract type name	GDS Contract
Purpose of contract	General
Contract start date	01/04/2006
Contract end date	

19/20 Contracted general activity (UDA)	2,250
Carry forward general activity (UDA)	0
19/20 Contracted orthodontic activity (UOA)	0
Carry forward orthodontic activity (UOA)	0
Baseline contract value	£85,078.80

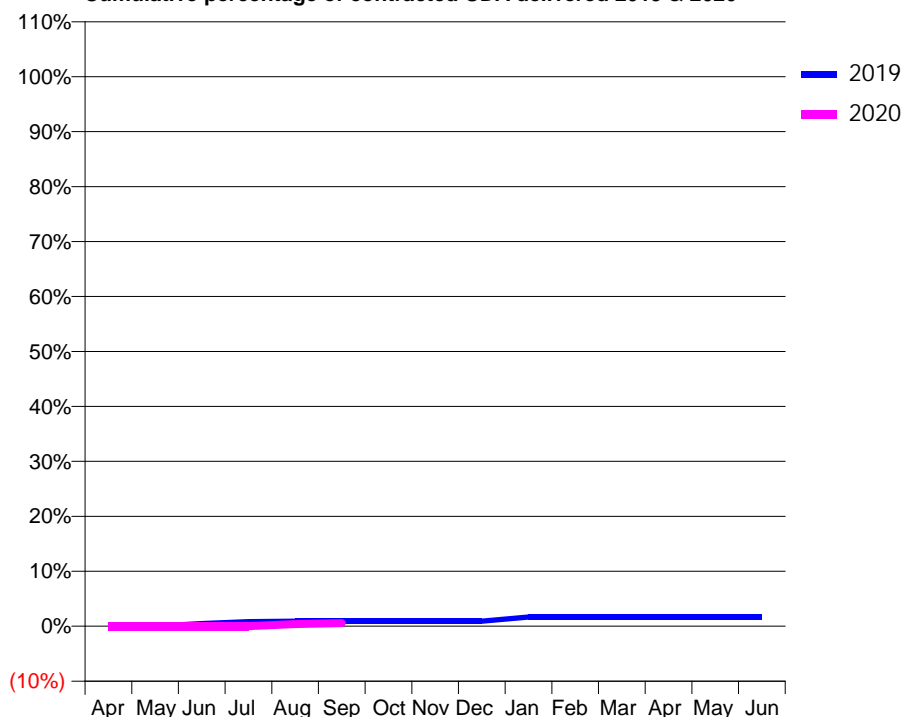
ACCESS*

Patients seen in 24 months	Total	Change since previous quarter
Quarter ending September 2018	22	
Quarter ending December 2018	17	↓
Quarter ending March 2019	18	↑
Quarter ending June 2019	14	↓
Quarter ending September 2019	31	↑
Variance since September 2018	40.9%	↑



ACTIVITY

Cumulative percentage of contracted UDA delivered 2019 & 2020



Adjusted Scheduled Activity (UDA)

Month	2019	2020
April	0	0
May	0	0
June	11	0
July	19	0
August	21	9
September	21	13
October	21	
November	21	
December	21	
January	38	
February	38	
March	38	
April	38	
May	38	
June	38	

QUALITY

	Quantity	Base Number	Contract	AT	Region	England
% of FP17s for the same patient ID Re-attending within 3 months - Children	0	45	0.0%	10.9%	11.3%	11.5%
% of FP17s for the same patient ID Re-attending within 3 months - Adults	0	0	N/A	14.3%	14.7%	15.4%
% of FP17s for the same patient ID Re-attending between 3 & 9 months - Children	0	45	0.0%	59.1%	60.8%	59.7%
% of FP17s for the same patient ID Re-attending between 3 & 9 months - Adults	0	0	N/A	49.6%	52.8%	51.7%
% of FP17s for Band 1 Urgent Courses	0	9	0.0%	8.8%	8.2%	9.2%
% of FP17s Relating to Free Repair or Replacements	0	9	0.0%	0.6%	0.7%	0.7%
% of FP17s Relating to Continuations	0	9	0.0%	0.7%	0.8%	0.8%
% of Patients satisfied with the dentistry they have received	0	0	N/A	93.8%	93.2%	93.5%
% of Patients satisfied with the time they had to wait for an appointment	0	0	N/A	88.4%	88.5%	87.4%

* This is based on patients treated on this contract for their most recent course of treatment.

Figures in italics indicate the base number of FP17s or Patient Questionnaire responses are less than 100. N/A is shown where the base number of responses is less than 10 during the period. % is calculated as Quantity/Base number*100

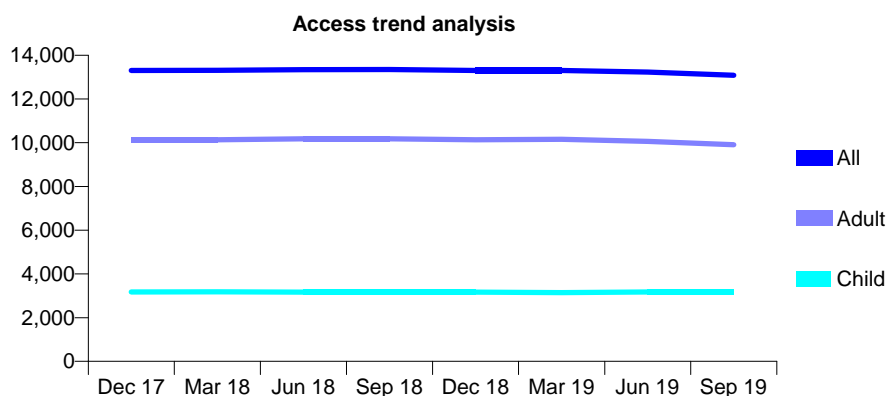
Q58 - Vital Signs At a Glance Contract Report for 197874/0001 - September 2019

Name or company name	Oradi Ltd
Contract type name	Pilot Contract
Purpose of contract	General and Orthodontic
Contract start date	01/04/2008
Contract end date	

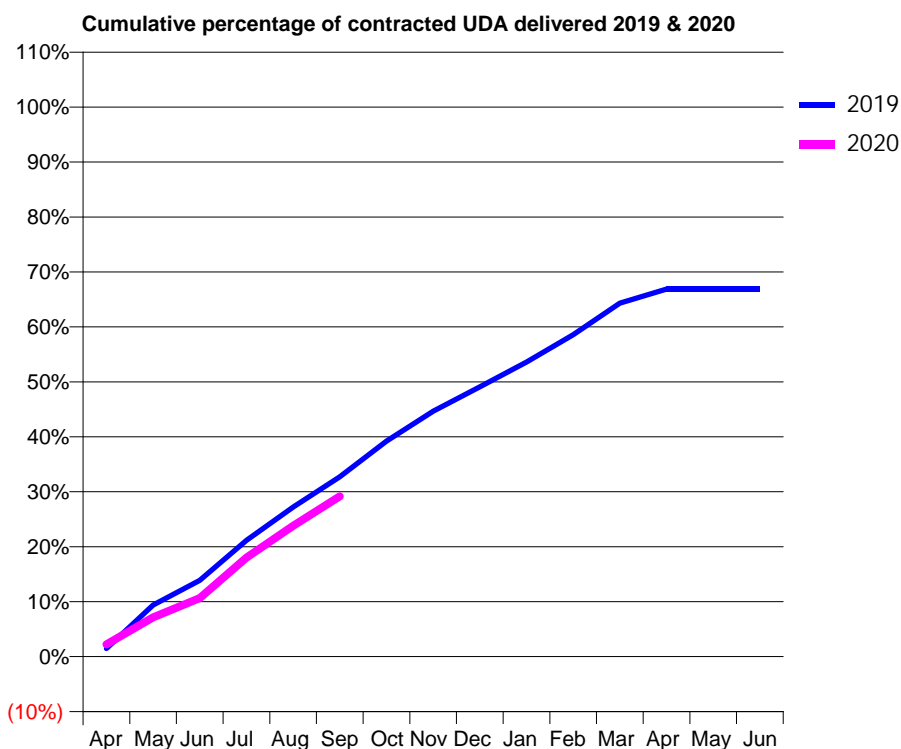
19/20 Contracted general activity (UDA)	47,659
Carry forward general activity (UDA)	0
19/20 Contracted orthodontic activity (UOA)	0
Carry forward orthodontic activity (UOA)	0
Baseline contract value	£1,320,111.82

ACCESS*

Patients seen in 24 months	Total	Change since previous quarter
Quarter ending September 2018	13,349	
Quarter ending December 2018	13,309	→
Quarter ending March 2019	13,299	→
Quarter ending June 2019	13,234	→
Quarter ending September 2019	13,090	↓
Variance since September 2018	(1.9%)	↓



ACTIVITY



Month	Adjusted Scheduled Activity (UDA)	
	2019	2020
April	699	1,055
May	4,484	3,404
June	6,604	5,076
July	10,075	8,592
August	12,975	11,354
September	15,596	13,901
October	18,693	
November	21,283	
December	23,385	
January	25,543	
February	27,909	
March	30,657	
April	31,866	
May	31,881	
June	31,881	

QUALITY

	Quantity	Base Number	Contract	AT	Region	England
% of FP17s for the same patient ID Re-attending within 3 months - Children	96	2,044	4.7%	10.9%	11.3%	11.5%
% of FP17s for the same patient ID Re-attending within 3 months - Adults	411	4,158	9.9%	14.3%	14.7%	15.4%
% of FP17s for the same patient ID Re-attending between 3 & 9 months - Children	1,070	2,044	52.3%	59.1%	60.8%	59.7%
% of FP17s for the same patient ID Re-attending between 3 & 9 months - Adults	1,189	4,158	28.6%	49.6%	52.8%	51.7%
% of FP17s for Band 1 Urgent Courses	125	5,702	2.2%	8.8%	8.2%	9.2%
% of FP17s Relating to Free Repair or Replacements	47	5,702	0.8%	0.6%	0.7%	0.7%
% of FP17s Relating to Continuations	23	5,702	0.4%	0.7%	0.8%	0.8%
% of Patients satisfied with the dentistry they have received	2	2	N/A	93.8%	93.2%	93.5%
% of Patients satisfied with the time they had to wait for an appointment	2	2	N/A	88.4%	88.5%	87.4%

* This is based on patients treated on this contract for their most recent course of treatment. Figures in italics indicate the base number of FP17s or Patient Questionnaire responses are less than 100. N/A is shown where the base number of responses is less than 10 during the period. % is calculated as Quantity/Base number*100

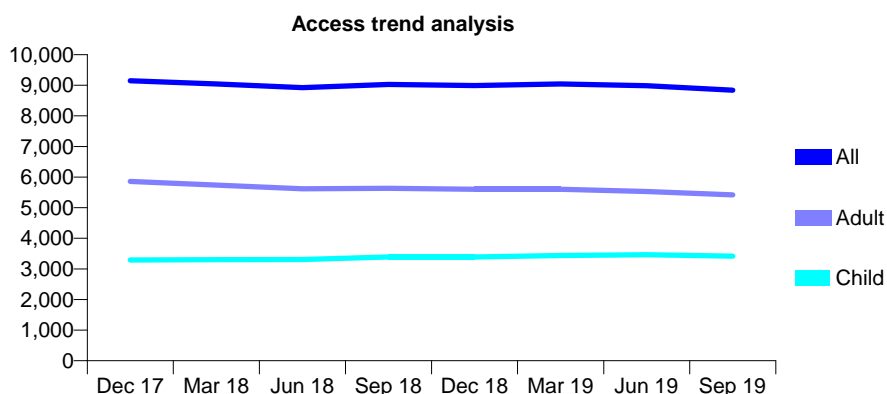
Q58 - Vital Signs At a Glance Contract Report for 198900/0001 - September 2019

Name or company name	MARAH Limited
Contract type name	GDS Contract
Purpose of contract	General
Contract start date	01/12/2011
Contract end date	

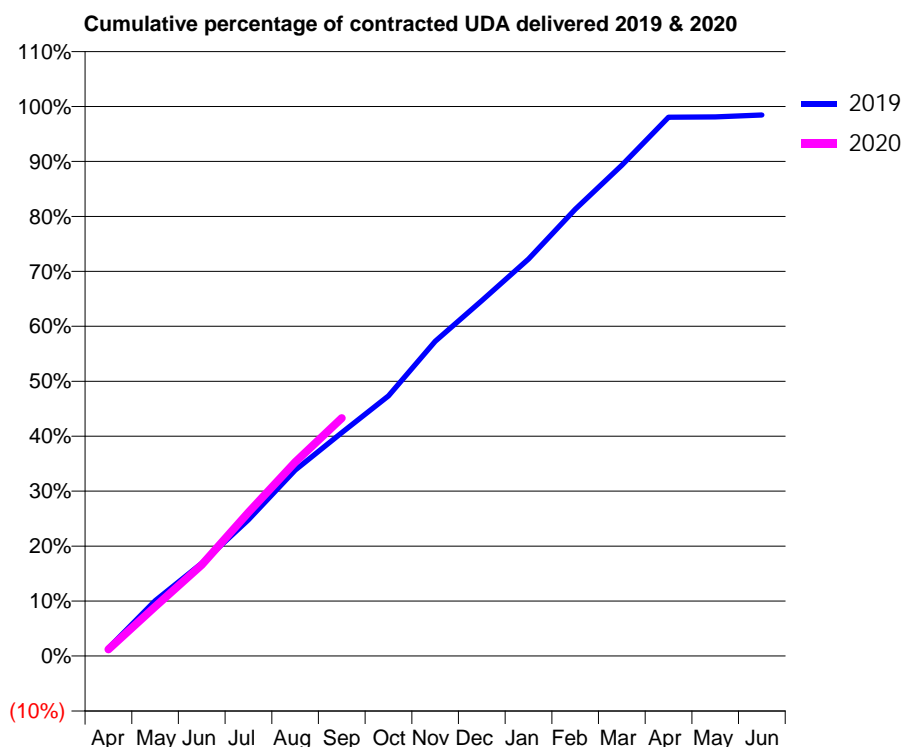
19/20 Contracted general activity (UDA)	21,838
Carry forward general activity (UDA)	0
19/20 Contracted orthodontic activity (UOA)	0
Carry forward orthodontic activity (UOA)	0
Baseline contract value	£647,036.81

ACCESS*

Patients seen in 24 months	Total	Change since previous quarter
Quarter ending September 2018	9,025	
Quarter ending December 2018	8,992	→
Quarter ending March 2019	9,044	→
Quarter ending June 2019	8,989	→
Quarter ending September 2019	8,838	↓
Variance since September 2018	(2.1%)	↓



ACTIVITY



Month	Adjusted Scheduled Activity (UDA)	
	2019	2020
April	313	264
May	2,196	1,963
June	3,688	3,621
July	5,415	5,708
August	7,388	7,703
September	8,873	9,455
October	10,335	
November	12,502	
December	14,119	
January	15,772	
February	17,750	
March	19,502	
April	21,410	
May	21,422	
June	21,497	

QUALITY

	Quantity	Base Number	Contract	AT	Region	England
% of FP17s for the same patient ID Re-attending within 3 months - Children	341	3,267	10.4%	10.9%	11.3%	11.5%
% of FP17s for the same patient ID Re-attending within 3 months - Adults	395	3,313	11.9%	14.3%	14.7%	15.4%
% of FP17s for the same patient ID Re-attending between 3 & 9 months - Children	1,998	3,267	61.2%	59.1%	60.8%	59.7%
% of FP17s for the same patient ID Re-attending between 3 & 9 months - Adults	1,580	3,313	47.7%	49.6%	52.8%	51.7%
% of FP17s for Band 1 Urgent Courses	249	5,265	4.7%	8.8%	8.2%	9.2%
% of FP17s Relating to Free Repair or Replacements	19	5,265	0.4%	0.6%	0.7%	0.7%
% of FP17s Relating to Continuations	77	5,265	1.5%	0.7%	0.8%	0.8%
% of Patients satisfied with the dentistry they have received	1	1	N/A	93.8%	93.2%	93.5%
% of Patients satisfied with the time they had to wait for an appointment	1	1	N/A	88.4%	88.5%	87.4%

* This is based on patients treated on this contract for their most recent course of treatment. Figures in italics indicate the base number of FP17s or Patient Questionnaire responses are less than 100. N/A is shown where the base number of responses is less than 10 during the period. % is calculated as Quantity/Base number*100

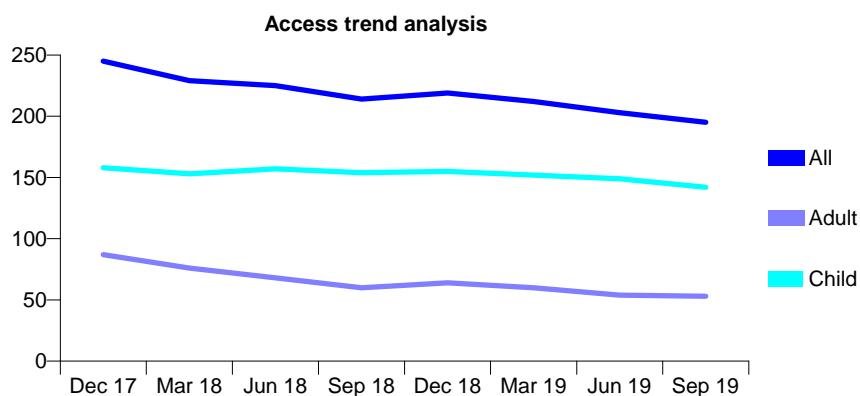
Q58 - Vital Signs At a Glance Contract Report for 201162/0003 - September 2019

Name or company name	MR JG MCKEON
Contract type name	GDS Contract
Purpose of contract	General
Contract start date	01/04/2010
Contract end date	

19/20 Contracted general activity (UDA)	1,872
Carry forward general activity (UDA)	0
19/20 Contracted orthodontic activity (UOA)	0
Carry forward orthodontic activity (UOA)	0
Baseline contract value	£51,126.40

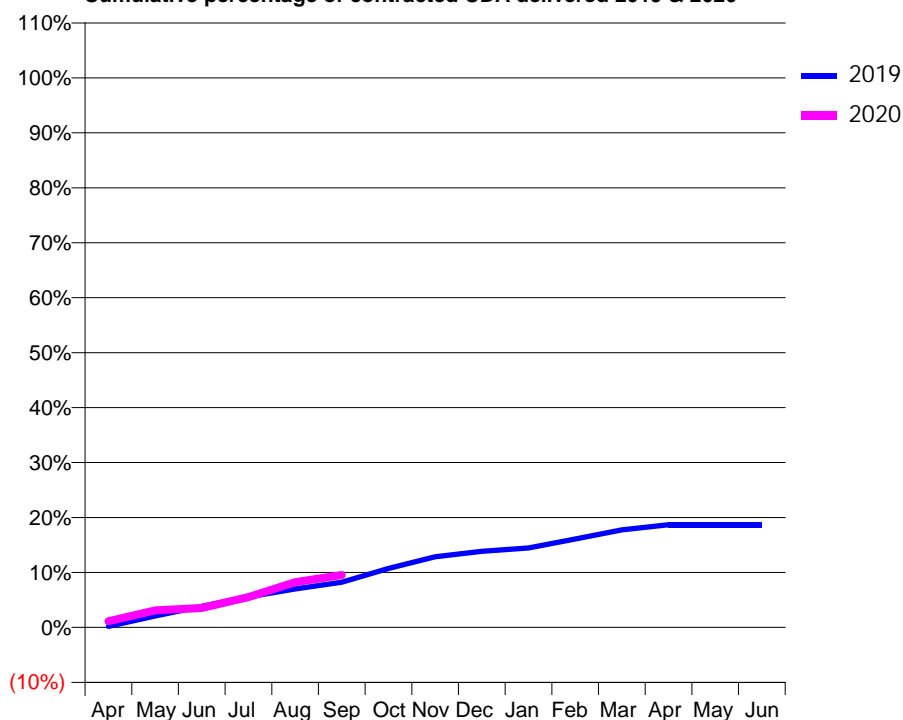
ACCESS*

Patients seen in 24 months	Total	Change since previous quarter
Quarter ending September 2018	214	
Quarter ending December 2018	219	↑
Quarter ending March 2019	212	↓
Quarter ending June 2019	203	↓
Quarter ending September 2019	195	↓
Variance since September 2018	(8.9%)	↓



ACTIVITY

Cumulative percentage of contracted UDA delivered 2019 & 2020



Adjusted Scheduled Activity (UDA)

Month	2019	2020
April	4	21
May	39	58
June	72	66
July	104	103
August	131	154
September	154	179
October	201	
November	241	
December	259	
January	270	
February	301	
March	332	
April	349	
May	349	
June	349	

QUALITY

	Quantity	Base Number	Contract	AT	Region	England
% of FP17s for the same patient ID Re-attending within 3 months - Children	8	121	6.6%	10.9%	11.3%	11.5%
% of FP17s for the same patient ID Re-attending within 3 months - Adults	2	23	8.7%	14.3%	14.7%	15.4%
% of FP17s for the same patient ID Re-attending between 3 & 9 months - Children	78	121	64.5%	59.1%	60.8%	59.7%
% of FP17s for the same patient ID Re-attending between 3 & 9 months - Adults	13	23	56.5%	49.6%	52.8%	51.7%
% of FP17s for Band 1 Urgent Courses	4	121	3.3%	8.8%	8.2%	9.2%
% of FP17s Relating to Free Repair or Replacements	0	121	0.0%	0.6%	0.7%	0.7%
% of FP17s Relating to Continuations	2	121	1.7%	0.7%	0.8%	0.8%
% of Patients satisfied with the dentistry they have received	0	0	N/A	93.8%	93.2%	93.5%
% of Patients satisfied with the time they had to wait for an appointment	0	0	N/A	88.4%	88.5%	87.4%

* This is based on patients treated on this contract for their most recent course of treatment.

Figures in italics indicate the base number of FP17s or Patient Questionnaire responses are less than 100. N/A is shown where the base number of responses is less than 10 during the period. % is calculated as Quantity/Base number*100

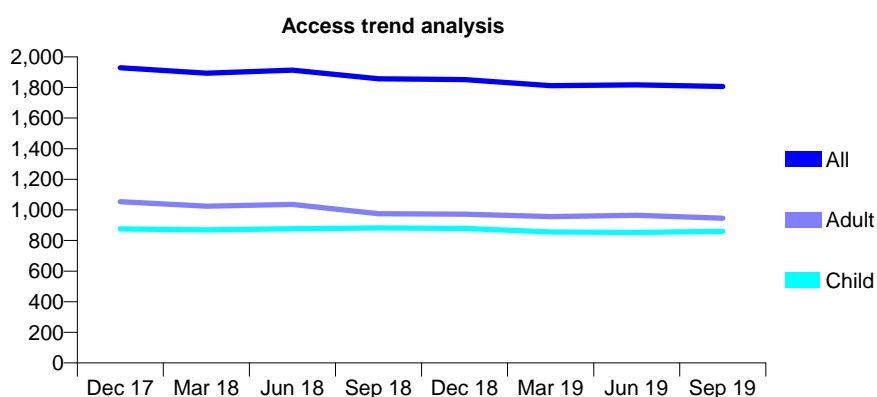
Q58 - Vital Signs At a Glance Contract Report for 207837/0001 - September 2019

Name or company name	MR RK DESAI
Contract type name	GDS Contract
Purpose of contract	General
Contract start date	01/04/2006
Contract end date	

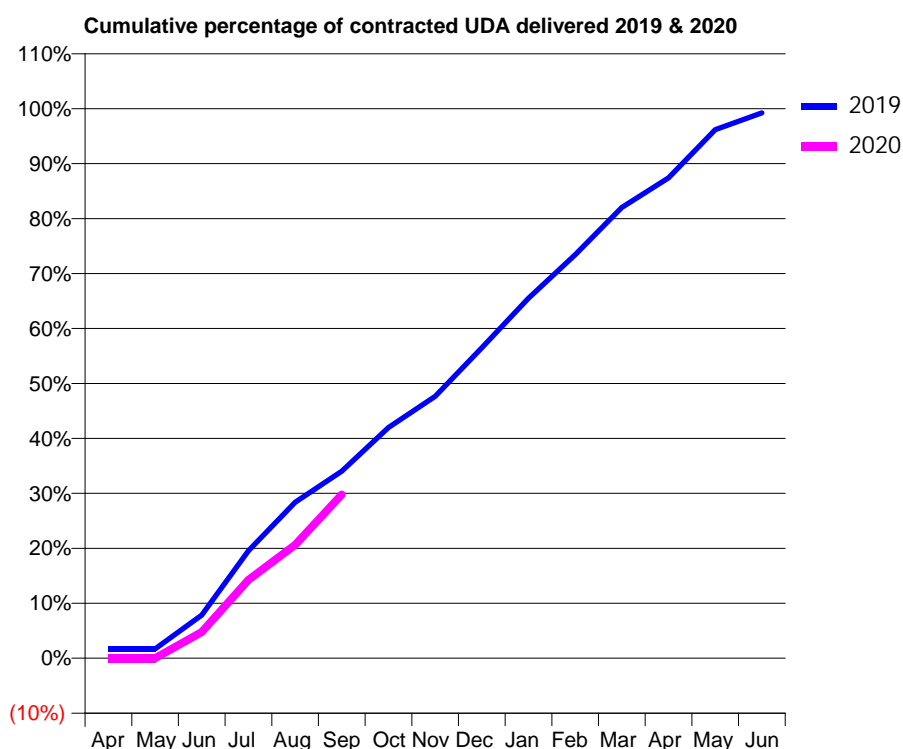
19/20 Contracted general activity (UDA)	4,943
Carry forward general activity (UDA)	0
19/20 Contracted orthodontic activity (UOA)	0
Carry forward orthodontic activity (UOA)	0
Baseline contract value	£161,825.18

ACCESS*

Patients seen in 24 months	Total	Change since previous quarter
Quarter ending September 2018	1,857	
Quarter ending December 2018	1,851	→
Quarter ending March 2019	1,812	↓
Quarter ending June 2019	1,817	→
Quarter ending September 2019	1,806	→
Variance since September 2018	(2.7%)	↓



ACTIVITY



Month	2019	2020
April	85	0
May	85	0
June	388	236
July	966	705
August	1,403	1,021
September	1,682	1,472
October	2,076	
November	2,356	
December	2,792	
January	3,238	
February	3,631	
March	4,055	
April	4,320	
May	4,754	
June	4,905	

QUALITY

	Quantity	Base Number	Contract	AT	Region	England
% of FP17s for the same patient ID Re-attending within 3 months - Children	25	511	4.9%	10.9%	11.3%	11.5%
% of FP17s for the same patient ID Re-attending within 3 months - Adults	63	459	13.7%	14.3%	14.7%	15.4%
% of FP17s for the same patient ID Re-attending between 3 & 9 months - Children	266	511	52.1%	59.1%	60.8%	59.7%
% of FP17s for the same patient ID Re-attending between 3 & 9 months - Adults	149	459	32.5%	49.6%	52.8%	51.7%
% of FP17s for Band 1 Urgent Courses	86	636	13.5%	8.8%	8.2%	9.2%
% of FP17s Relating to Free Repair or Replacements	21	636	3.3%	0.6%	0.7%	0.7%
% of FP17s Relating to Continuations	1	636	0.2%	0.7%	0.8%	0.8%
% of Patients satisfied with the dentistry they have received	2	2	N/A	93.8%	93.2%	93.5%
% of Patients satisfied with the time they had to wait for an appointment	2	2	N/A	88.4%	88.5%	87.4%

* This is based on patients treated on this contract for their most recent course of treatment.

Figures in italics indicate the base number of FP17s or Patient Questionnaire responses are less than 100. N/A is shown where the base number of responses is less than 10 during the period. % is calculated as Quantity/Base number*100

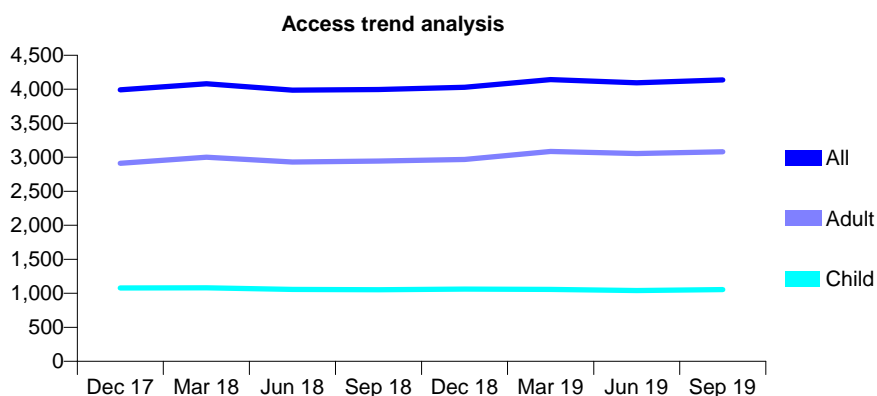
Q58 - Vital Signs At a Glance Contract Report for 213632/0001 - September 2019

Name or company name	MR HW CHAN
Contract type name	GDS Contract
Purpose of contract	General
Contract start date	01/04/2006
Contract end date	

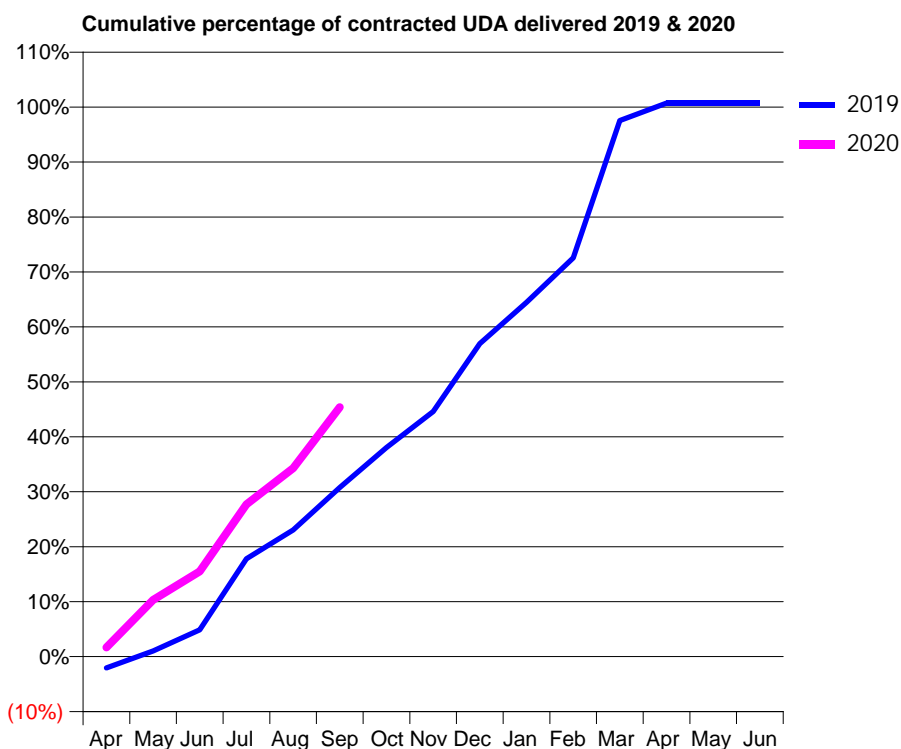
19/20 Contracted general activity (UDA)	12,000
Carry forward general activity (UDA)	-85
19/20 Contracted orthodontic activity (UOA)	0
Carry forward orthodontic activity (UOA)	0
Baseline contract value	£299,994.44

ACCESS*

Patients seen in 24 months	Total	Change since previous quarter
Quarter ending September 2018	3,997	
Quarter ending December 2018	4,028	→
Quarter ending March 2019	4,143	↑
Quarter ending June 2019	4,096	↓
Quarter ending September 2019	4,138	→
Variance since September 2018	3.5%	↑



ACTIVITY



Month	Adjusted Scheduled Activity (UDA)	
	2019	2020
April	-248	201
May	123	1,240
June	586	1,861
July	2,137	3,325
August	2,764	4,116
September	3,690	5,447
October	4,565	
November	5,350	
December	6,832	
January	7,737	
February	8,708	
March	11,706	
April	12,085	
May	12,085	
June	12,085	

QUALITY

	Quantity	Base Number	Contract	AT	Region	England
% of FP17s for the same patient ID Re-attending within 3 months - Children	25	744	3.4%	10.9%	11.3%	11.5%
% of FP17s for the same patient ID Re-attending within 3 months - Adults	102	1,879	5.4%	14.3%	14.7%	15.4%
% of FP17s for the same patient ID Re-attending between 3 & 9 months - Children	529	744	71.1%	59.1%	60.8%	59.7%
% of FP17s for the same patient ID Re-attending between 3 & 9 months - Adults	1,241	1,879	66.0%	49.6%	52.8%	51.7%
% of FP17s for Band 1 Urgent Courses	0	2,457	0.0%	8.8%	8.2%	9.2%
% of FP17s Relating to Free Repair or Replacements	1	2,457	0.0%	0.6%	0.7%	0.7%
% of FP17s Relating to Continuations	0	2,457	0.0%	0.7%	0.8%	0.8%
% of Patients satisfied with the dentistry they have received	2	2	N/A	93.8%	93.2%	93.5%
% of Patients satisfied with the time they had to wait for an appointment	2	2	N/A	88.4%	88.5%	87.4%

* This is based on patients treated on this contract for their most recent course of treatment. Figures in italics indicate the base number of FP17s or Patient Questionnaire responses are less than 100. N/A is shown where the base number of responses is less than 10 during the period. % is calculated as Quantity/Base number*100

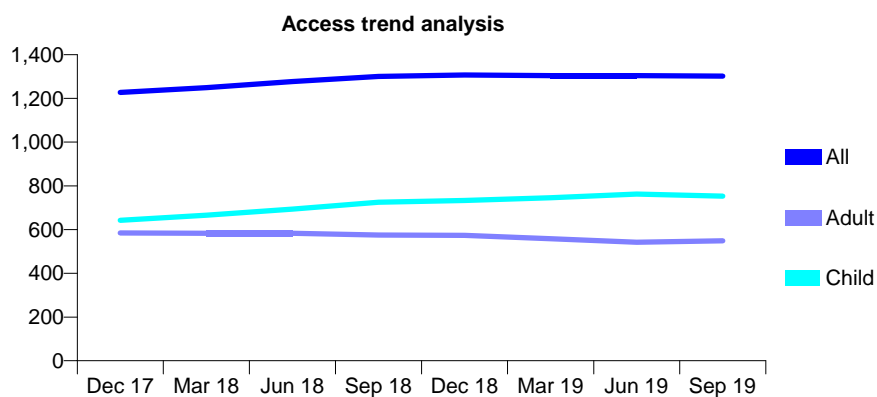
Q58 - Vital Signs At a Glance Contract Report for 214248/0002 - September 2019

Name or company name	Alexandra Dental Practice
Contract type name	GDS Contract
Purpose of contract	General
Contract start date	01/09/2015
Contract end date	

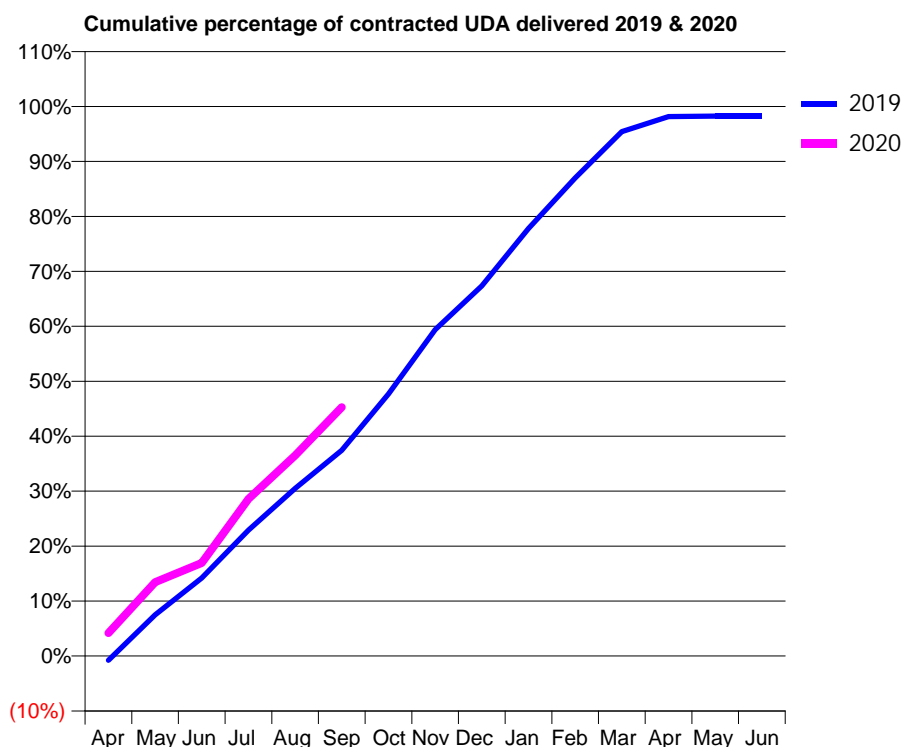
19/20 Contracted general activity (UDA)	2,754
Carry forward general activity (UDA)	0
19/20 Contracted orthodontic activity (UOA)	0
Carry forward orthodontic activity (UOA)	0
Baseline contract value	£68,763.70

ACCESS*

Patients seen in 24 months	Total	Change since previous quarter
Quarter ending September 2018	1,300	
Quarter ending December 2018	1,307	→
Quarter ending March 2019	1,304	→
Quarter ending June 2019	1,304	→
Quarter ending September 2019	1,302	→
Variance since September 2018	0.2%	→



ACTIVITY



Month	Adjusted Scheduled Activity (UDA)	
	2019	2020
April	-22	115
May	207	370
June	392	466
July	631	787
August	840	1,006
September	1,031	1,247
October	1,313	
November	1,636	
December	1,855	
January	2,143	
February	2,396	
March	2,627	
April	2,703	
May	2,706	
June	2,706	

QUALITY

	Quantity	Base Number	Contract	AT	Region	England
% of FP17s for the same patient ID Re-attending within 3 months - Children	40	568	7.0%	10.9%	11.3%	11.5%
% of FP17s for the same patient ID Re-attending within 3 months - Adults	17	335	5.1%	14.3%	14.7%	15.4%
% of FP17s for the same patient ID Re-attending between 3 & 9 months - Children	329	568	57.9%	59.1%	60.8%	59.7%
% of FP17s for the same patient ID Re-attending between 3 & 9 months - Adults	226	335	67.5%	49.6%	52.8%	51.7%
% of FP17s for Band 1 Urgent Courses	54	849	6.4%	8.8%	8.2%	9.2%
% of FP17s Relating to Free Repair or Replacements	0	849	0.0%	0.6%	0.7%	0.7%
% of FP17s Relating to Continuations	4	849	0.5%	0.7%	0.8%	0.8%
% of Patients satisfied with the dentistry they have received	0	0	N/A	93.8%	93.2%	93.5%
% of Patients satisfied with the time they had to wait for an appointment	0	0	N/A	88.4%	88.5%	87.4%

* This is based on patients treated on this contract for their most recent course of treatment. Figures in italics indicate the base number of FP17s or Patient Questionnaire responses are less than 100. N/A is shown where the base number of responses is less than 10 during the period. % is calculated as Quantity/Base number*100

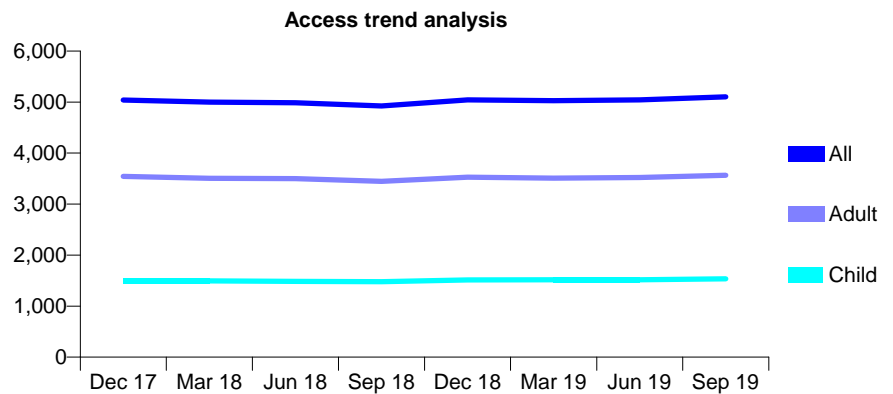
Q58 - Vital Signs At a Glance Contract Report for 215090/0001 - September 2019

Name or company name	MR SJ GORAN
Contract type name	GDS Contract
Purpose of contract	General
Contract start date	01/04/2006
Contract end date	

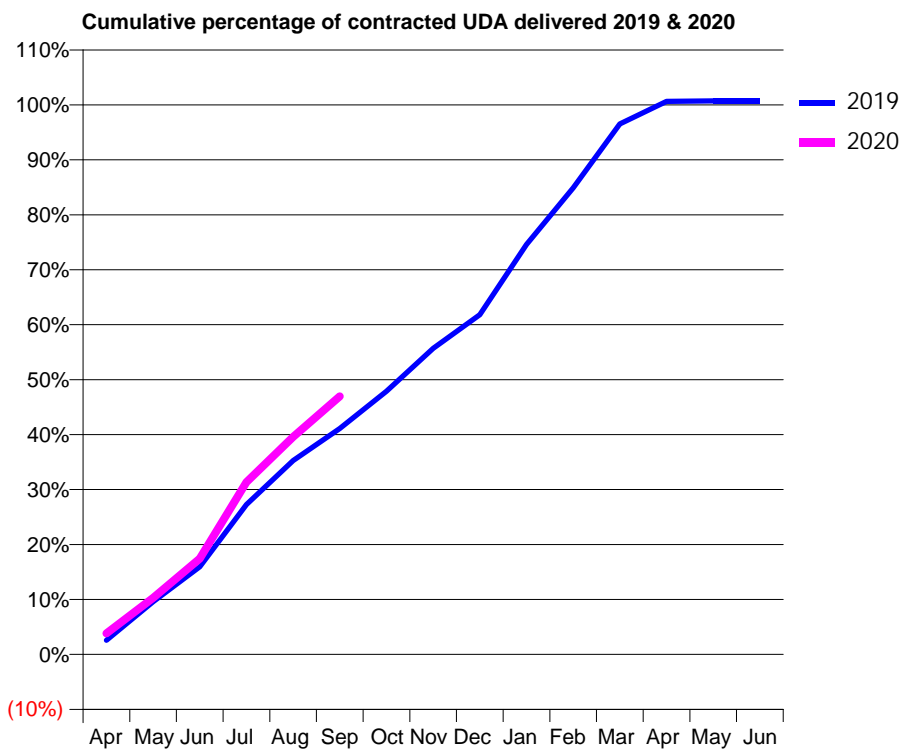
19/20 Contracted general activity (UDA)	13,270
Carry forward general activity (UDA)	0
19/20 Contracted orthodontic activity (UOA)	0
Carry forward orthodontic activity (UOA)	0
Baseline contract value	£363,480.89

ACCESS*

Patients seen in 24 months	Total	Change since previous quarter
Quarter ending September 2018	4,925	
Quarter ending December 2018	5,045	↑
Quarter ending March 2019	5,029	→
Quarter ending June 2019	5,042	→
Quarter ending September 2019	5,102	→
Variance since September 2018	3.6%	↑



ACTIVITY



Month	2019	2020
April	342	510
May	1,275	1,367
June	2,116	2,314
July	3,621	4,158
August	4,683	5,252
September	5,456	6,232
October	6,354	
November	7,391	
December	8,203	
January	9,899	
February	11,265	
March	12,808	
April	13,354	
May	13,365	
June	13,367	

QUALITY

	Quantity	Base Number	Contract	AT	Region	England
% of FP17s for the same patient ID Re-attending within 3 months - Children	136	1,125	12.1%	10.9%	11.3%	11.5%
% of FP17s for the same patient ID Re-attending within 3 months - Adults	492	2,201	22.4%	14.3%	14.7%	15.4%
% of FP17s for the same patient ID Re-attending between 3 & 9 months - Children	580	1,125	51.6%	59.1%	60.8%	59.7%
% of FP17s for the same patient ID Re-attending between 3 & 9 months - Adults	811	2,201	36.8%	49.6%	52.8%	51.7%
% of FP17s for Band 1 Urgent Courses	526	3,099	17.0%	8.8%	8.2%	9.2%
% of FP17s Relating to Free Repair or Replacements	5	3,099	0.2%	0.6%	0.7%	0.7%
% of FP17s Relating to Continuations	4	3,099	0.1%	0.7%	0.8%	0.8%
% of Patients satisfied with the dentistry they have received	0	0	N/A	93.8%	93.2%	93.5%
% of Patients satisfied with the time they had to wait for an appointment	0	0	N/A	88.4%	88.5%	87.4%

* This is based on patients treated on this contract for their most recent course of treatment. Figures in italics indicate the base number of FP17s or Patient Questionnaire responses are less than 100. N/A is shown where the base number of responses is less than 10 during the period. % is calculated as Quantity/Base number*100

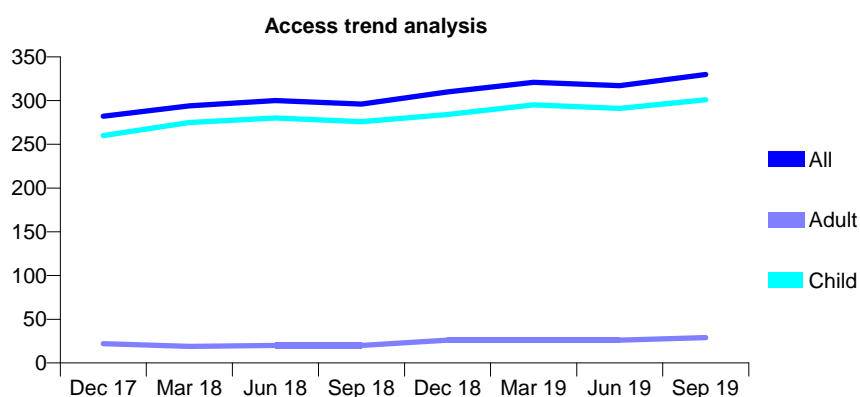
Q58 - Vital Signs At a Glance Contract Report for 221643/0002 - September 2019

Name or company name	MR R MISTRY
Contract type name	GDS Contract
Purpose of contract	General
Contract start date	01/04/2006
Contract end date	

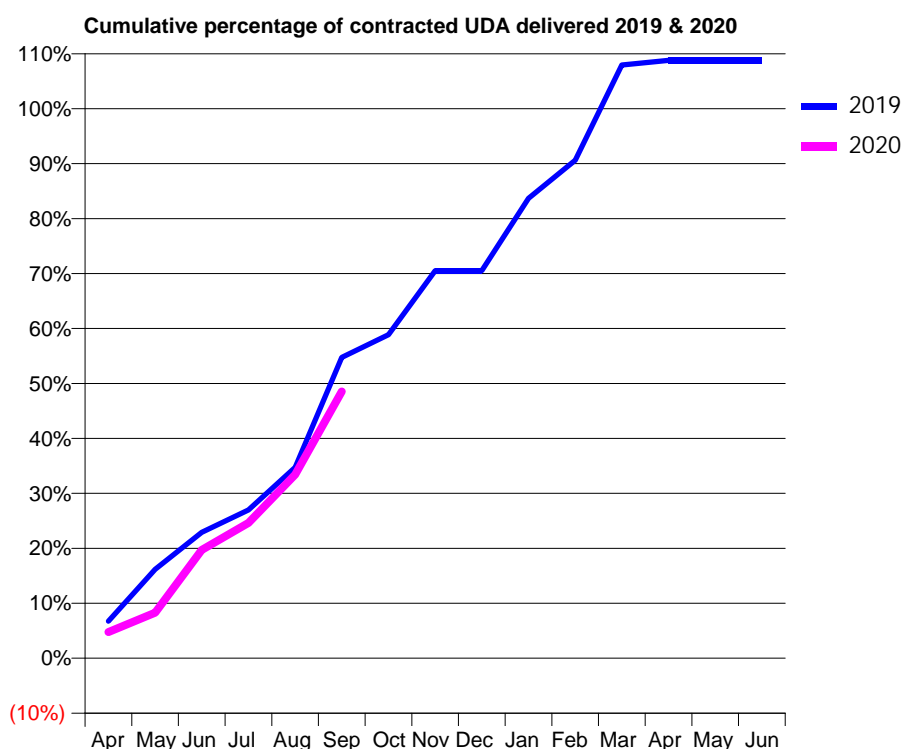
19/20 Contracted general activity (UDA)	490
Carry forward general activity (UDA)	0
19/20 Contracted orthodontic activity (UOA)	0
Carry forward orthodontic activity (UOA)	0
Baseline contract value	£14,878.85

ACCESS*

Patients seen in 24 months	Total	Change since previous quarter
Quarter ending September 2018	296	
Quarter ending December 2018	310	↑
Quarter ending March 2019	321	↑
Quarter ending June 2019	317	↓
Quarter ending September 2019	330	↑
Variance since September 2018	11.5%	↑



ACTIVITY



Adjusted Scheduled Activity (UDA)		
Month	2019	2020
April	33	23
May	79	41
June	112	97
July	132	121
August	170	164
September	268	238
October	288	
November	346	
December	346	
January	410	
February	444	
March	529	
April	533	
May	533	
June	533	

QUALITY

	Quantity	Base Number	Contract	AT	Region	England
% of FP17s for the same patient ID Re-attending within 3 months - Children	7	188	3.7%	10.9%	11.3%	11.5%
% of FP17s for the same patient ID Re-attending within 3 months - Adults	0	5	0.0%	14.3%	14.7%	15.4%
% of FP17s for the same patient ID Re-attending between 3 & 9 months - Children	118	188	62.8%	59.1%	60.8%	59.7%
% of FP17s for the same patient ID Re-attending between 3 & 9 months - Adults	5	5	100.0%	49.6%	52.8%	51.7%
% of FP17s for Band 1 Urgent Courses	4	188	2.1%	8.8%	8.2%	9.2%
% of FP17s Relating to Free Repair or Replacements	0	188	0.0%	0.6%	0.7%	0.7%
% of FP17s Relating to Continuations	0	188	0.0%	0.7%	0.8%	0.8%
% of Patients satisfied with the dentistry they have received	0	0	N/A	93.8%	93.2%	93.5%
% of Patients satisfied with the time they had to wait for an appointment	0	0	N/A	88.4%	88.5%	87.4%

* This is based on patients treated on this contract for their most recent course of treatment.

Figures in italics indicate the base number of FP17s or Patient Questionnaire responses are less than 100. N/A is shown where the base number of responses is less than 10 during the period. % is calculated as Quantity/Base number*100

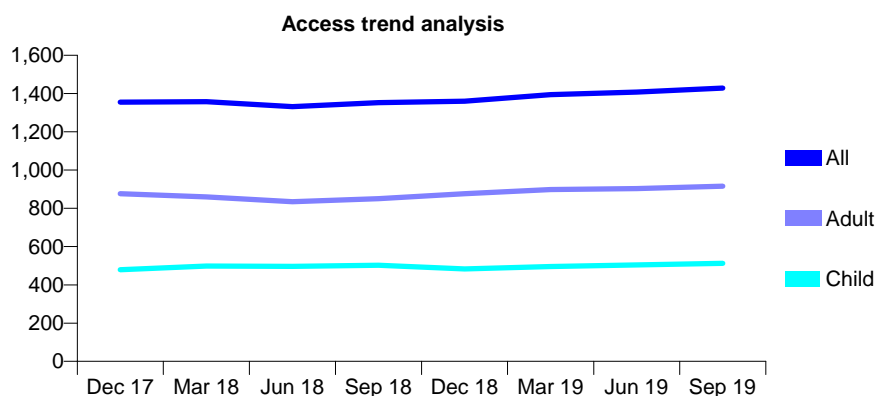
Q58 - Vital Signs At a Glance Contract Report for 222135/0001 - September 2019

Name or company name	Potton Dental Partnership
Contract type name	GDS Contract
Purpose of contract	General
Contract start date	01/04/2006
Contract end date	

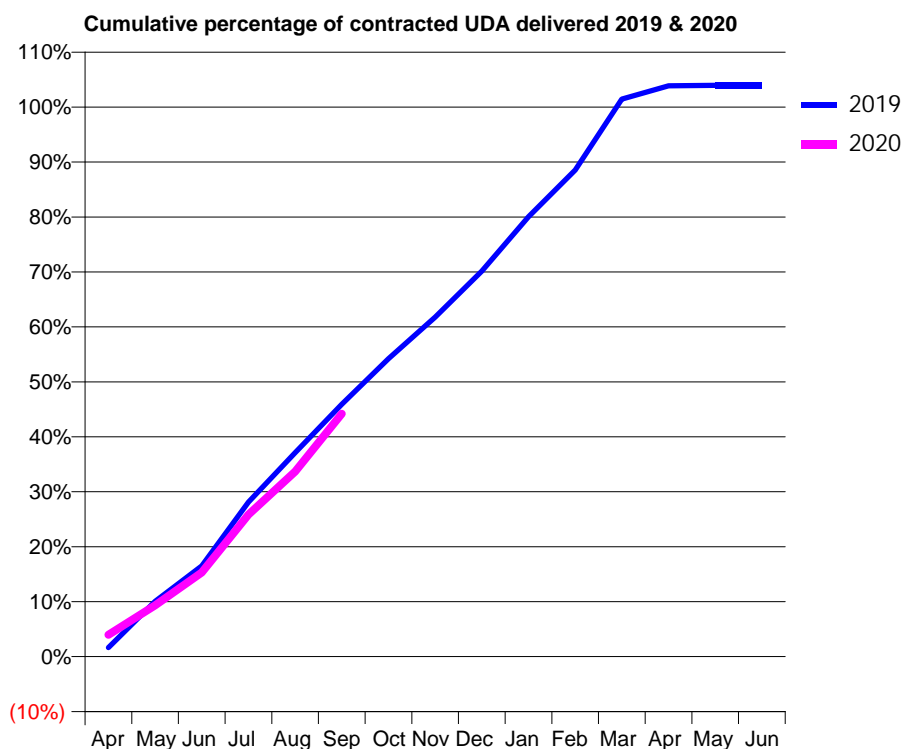
19/20 Contracted general activity (UDA)	3,562
Carry forward general activity (UDA)	0
19/20 Contracted orthodontic activity (UOA)	0
Carry forward orthodontic activity (UOA)	0
Baseline contract value	£88,499.93

ACCESS*

Patients seen in 24 months	Total	Change since previous quarter
Quarter ending September 2018	1,352	
Quarter ending December 2018	1,360	→
Quarter ending March 2019	1,394	↑
Quarter ending June 2019	1,407	→
Quarter ending September 2019	1,429	→
Variance since September 2018	5.7%	↑



ACTIVITY



Month	Adjusted Scheduled Activity (UDA)	
	2019	2020
April	58	142
May	358	332
June	587	545
July	1,001	921
August	1,322	1,200
September	1,635	1,575
October	1,931	
November	2,200	
December	2,498	
January	2,851	
February	3,153	
March	3,614	
April	3,700	
May	3,703	
June	3,703	

QUALITY

	Quantity	Base Number	Contract	AT	Region	England
% of FP17s for the same patient ID Re-attending within 3 months - Children	19	384	4.9%	10.9%	11.3%	11.5%
% of FP17s for the same patient ID Re-attending within 3 months - Adults	67	568	11.8%	14.3%	14.7%	15.4%
% of FP17s for the same patient ID Re-attending between 3 & 9 months - Children	193	384	50.3%	59.1%	60.8%	59.7%
% of FP17s for the same patient ID Re-attending between 3 & 9 months - Adults	286	568	50.4%	49.6%	52.8%	51.7%
% of FP17s for Band 1 Urgent Courses	64	896	7.1%	8.8%	8.2%	9.2%
% of FP17s Relating to Free Repair or Replacements	7	896	0.8%	0.6%	0.7%	0.7%
% of FP17s Relating to Continuations	10	896	1.1%	0.7%	0.8%	0.8%
% of Patients satisfied with the dentistry they have received	0	0	N/A	93.8%	93.2%	93.5%
% of Patients satisfied with the time they had to wait for an appointment	0	0	N/A	88.4%	88.5%	87.4%

* This is based on patients treated on this contract for their most recent course of treatment. Figures in italics indicate the base number of FP17s or Patient Questionnaire responses are less than 100. N/A is shown where the base number of responses is less than 10 during the period. % is calculated as Quantity/Base number*100

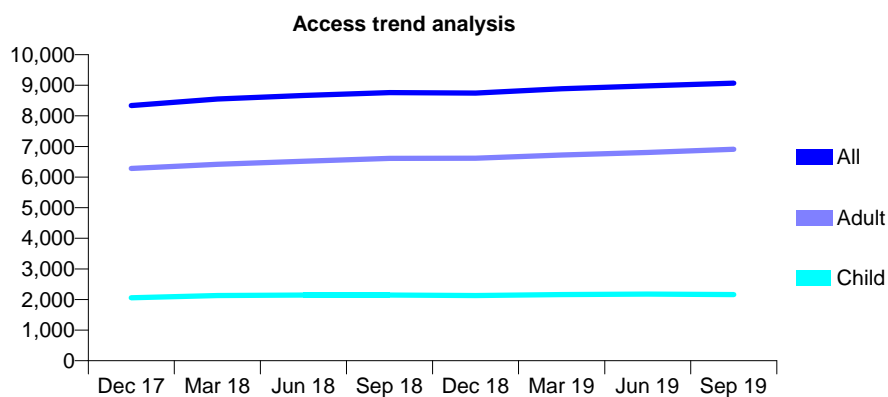
Q58 - Vital Signs At a Glance Contract Report for 224618/0001 - September 2019

Name or company name	MR UH PATEL
Contract type name	GDS Contract
Purpose of contract	General
Contract start date	01/04/2006
Contract end date	

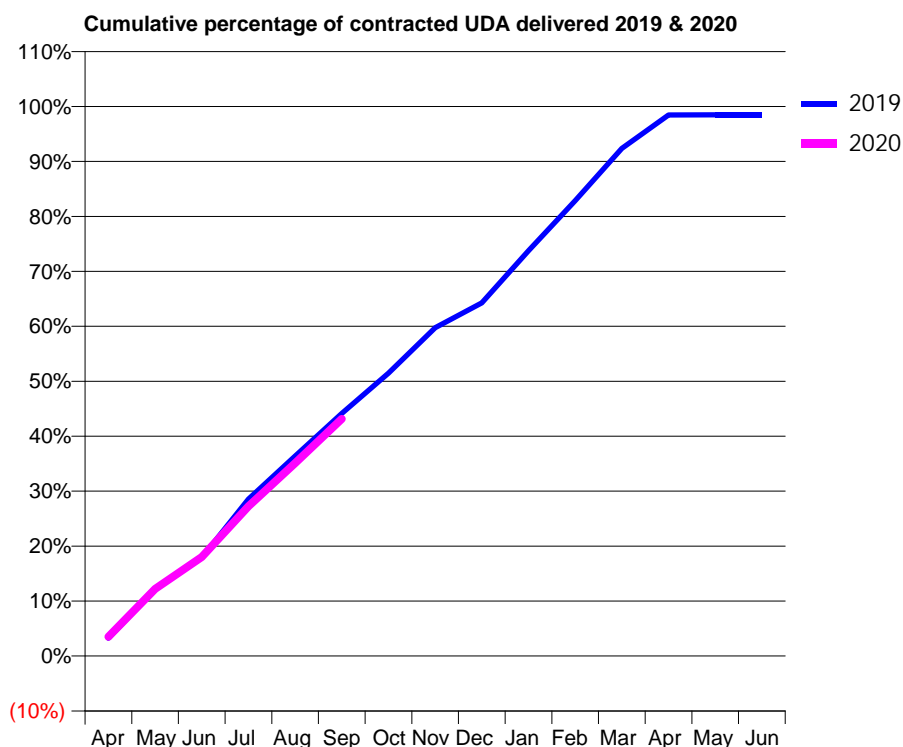
19/20 Contracted general activity (UDA)	18,367
Carry forward general activity (UDA)	0
19/20 Contracted orthodontic activity (UOA)	0
Carry forward orthodontic activity (UOA)	0
Baseline contract value	£437,719.85

ACCESS*

Patients seen in 24 months	Total	Change since previous quarter
Quarter ending September 2018	8,761	
Quarter ending December 2018	8,747	→
Quarter ending March 2019	8,886	→
Quarter ending June 2019	8,978	→
Quarter ending September 2019	9,071	→
Variance since September 2018	3.5%	↑



ACTIVITY



Month	Adjusted Scheduled Activity (UDA)	
	2019	2020
April	594	645
May	2,241	2,243
June	3,286	3,311
July	5,243	5,004
August	6,683	6,445
September	8,105	7,921
October	9,457	
November	10,977	
December	11,802	
January	13,547	
February	15,217	
March	16,962	
April	18,081	
May	18,083	
June	18,083	

QUALITY

	Quantity	Base Number	Contract	AT	Region	England
% of FP17s for the same patient ID Re-attending within 3 months - Children	83	1,660	5.0%	10.9%	11.3%	11.5%
% of FP17s for the same patient ID Re-attending within 3 months - Adults	449	4,827	9.3%	14.3%	14.7%	15.4%
% of FP17s for the same patient ID Re-attending between 3 & 9 months - Children	1,110	1,660	66.9%	59.1%	60.8%	59.7%
% of FP17s for the same patient ID Re-attending between 3 & 9 months - Adults	2,924	4,827	60.6%	49.6%	52.8%	51.7%
% of FP17s for Band 1 Urgent Courses	238	4,897	4.9%	8.8%	8.2%	9.2%
% of FP17s Relating to Free Repair or Replacements	39	4,897	0.8%	0.6%	0.7%	0.7%
% of FP17s Relating to Continuations	31	4,897	0.6%	0.7%	0.8%	0.8%
% of Patients satisfied with the dentistry they have received	4	4	N/A	93.8%	93.2%	93.5%
% of Patients satisfied with the time they had to wait for an appointment	4	4	N/A	88.4%	88.5%	87.4%

* This is based on patients treated on this contract for their most recent course of treatment. Figures in italics indicate the base number of FP17s or Patient Questionnaire responses are less than 100. N/A is shown where the base number of responses is less than 10 during the period. % is calculated as Quantity/Base number*100

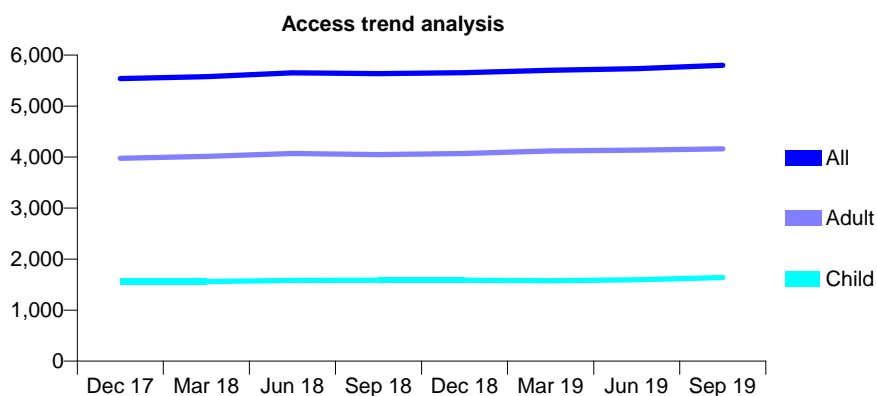
Q58 - Vital Signs At a Glance Contract Report for 224618/0002 - September 2019

Name or company name	MR UH PATEL
Contract type name	GDS Contract
Purpose of contract	General
Contract start date	01/04/2006
Contract end date	

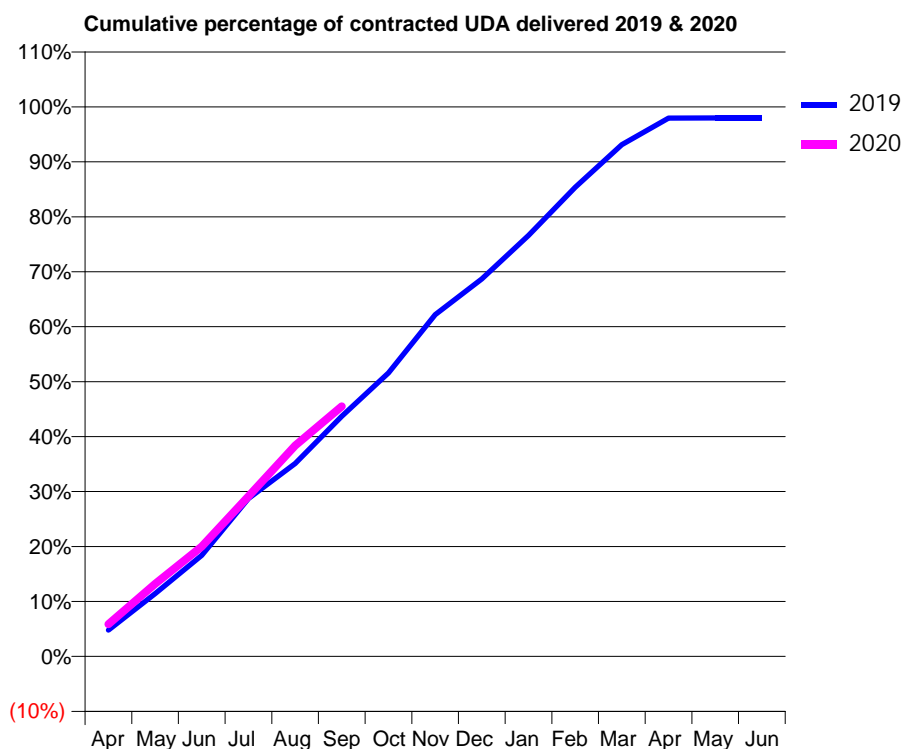
19/20 Contracted general activity (UDA)	13,311
Carry forward general activity (UDA)	0
19/20 Contracted orthodontic activity (UOA)	0
Carry forward orthodontic activity (UOA)	0
Baseline contract value	£326,346.39

ACCESS*

Patients seen in 24 months	Total	Change since previous quarter
Quarter ending September 2018	5,635	
Quarter ending December 2018	5,656	→
Quarter ending March 2019	5,700	→
Quarter ending June 2019	5,733	→
Quarter ending September 2019	5,799	→
Variance since September 2018	2.9%	↑



ACTIVITY



Month	2019	2020
April	637	780
May	1,523	1,758
June	2,451	2,661
July	3,823	3,879
August	4,672	5,107
September	5,816	6,057
October	6,869	
November	8,276	
December	9,142	
January	10,197	
February	11,364	
March	12,395	
April	13,038	
May	13,040	
June	13,043	

QUALITY

	Quantity	Base Number	Contract	AT	Region	England
% of FP17s for the same patient ID Re-attending within 3 months - Children	146	1,461	10.0%	10.9%	11.3%	11.5%
% of FP17s for the same patient ID Re-attending within 3 months - Adults	278	2,930	9.5%	14.3%	14.7%	15.4%
% of FP17s for the same patient ID Re-attending between 3 & 9 months - Children	965	1,461	66.1%	59.1%	60.8%	59.7%
% of FP17s for the same patient ID Re-attending between 3 & 9 months - Adults	1,783	2,930	60.9%	49.6%	52.8%	51.7%
% of FP17s for Band 1 Urgent Courses	213	4,047	5.3%	8.8%	8.2%	9.2%
% of FP17s Relating to Free Repair or Replacements	25	4,047	0.6%	0.6%	0.7%	0.7%
% of FP17s Relating to Continuations	5	4,047	0.1%	0.7%	0.8%	0.8%
% of Patients satisfied with the dentistry they have received	3	3	N/A	93.8%	93.2%	93.5%
% of Patients satisfied with the time they had to wait for an appointment	3	3	N/A	88.4%	88.5%	87.4%

* This is based on patients treated on this contract for their most recent course of treatment. Figures in italics indicate the base number of FP17s or Patient Questionnaire responses are less than 100. N/A is shown where the base number of responses is less than 10 during the period. % is calculated as Quantity/Base number*100

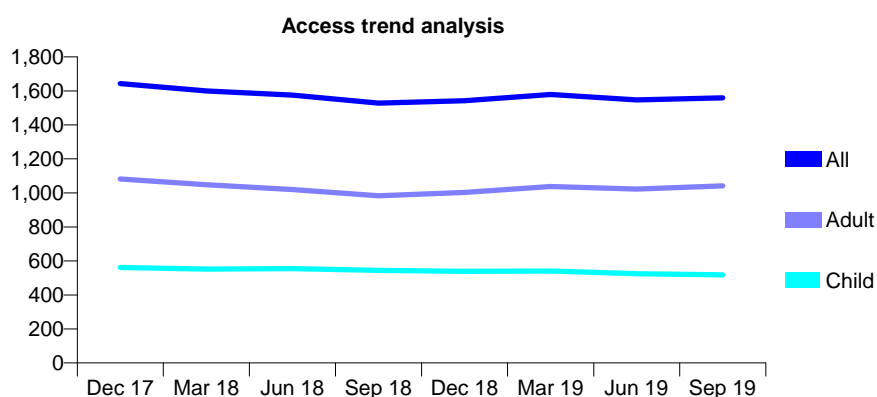
Q58 - Vital Signs At a Glance Contract Report for 234478/0001 - September 2019

Name or company name	Chal Woodhouse
Contract type name	GDS Contract
Purpose of contract	General
Contract start date	01/04/2006
Contract end date	

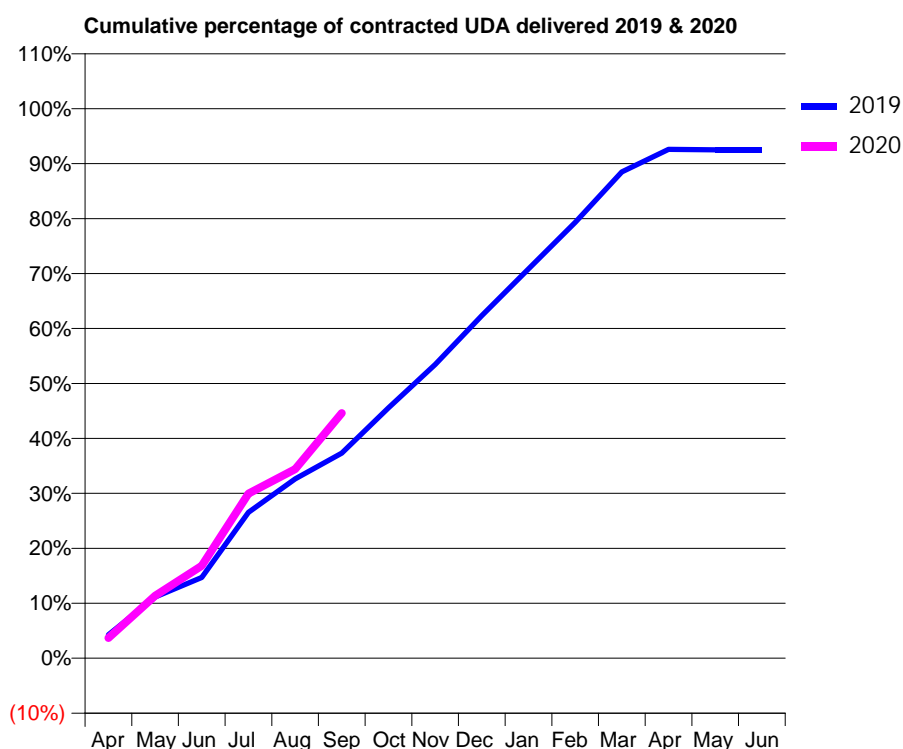
19/20 Contracted general activity (UDA)	4,150
Carry forward general activity (UDA)	0
19/20 Contracted orthodontic activity (UOA)	0
Carry forward orthodontic activity (UOA)	0
Baseline contract value	£98,438.01

ACCESS*

Patients seen in 24 months	Total	Change since previous quarter
Quarter ending September 2018	1,528	
Quarter ending December 2018	1,542	→
Quarter ending March 2019	1,579	↑
Quarter ending June 2019	1,547	↓
Quarter ending September 2019	1,559	→
Variance since September 2018	2.0%	↑



ACTIVITY



Month	2019	2020
April	178	153
May	463	471
June	609	699
July	1,103	1,243
August	1,354	1,429
September	1,549	1,851
October	1,891	
November	2,218	
December	2,587	
January	2,940	
February	3,292	
March	3,673	
April	3,843	
May	3,840	
June	3,840	

QUALITY

	Quantity	Base Number	Contract	AT	Region	England
% of FP17s for the same patient ID Re-attending within 3 months - Children	35	425	8.2%	10.9%	11.3%	11.5%
% of FP17s for the same patient ID Re-attending within 3 months - Adults	86	670	12.8%	14.3%	14.7%	15.4%
% of FP17s for the same patient ID Re-attending between 3 & 9 months - Children	290	425	68.2%	59.1%	60.8%	59.7%
% of FP17s for the same patient ID Re-attending between 3 & 9 months - Adults	357	670	53.3%	49.6%	52.8%	51.7%
% of FP17s for Band 1 Urgent Courses	83	1,005	8.3%	8.8%	8.2%	9.2%
% of FP17s Relating to Free Repair or Replacements	10	1,005	1.0%	0.6%	0.7%	0.7%
% of FP17s Relating to Continuations	3	1,005	0.3%	0.7%	0.8%	0.8%
% of Patients satisfied with the dentistry they have received	0	0	N/A	93.8%	93.2%	93.5%
% of Patients satisfied with the time they had to wait for an appointment	0	0	N/A	88.4%	88.5%	87.4%

* This is based on patients treated on this contract for their most recent course of treatment.

Figures in italics indicate the base number of FP17s or Patient Questionnaire responses are less than 100. N/A is shown where the base number of responses is less than 10 during the period. % is calculated as Quantity/Base number*100

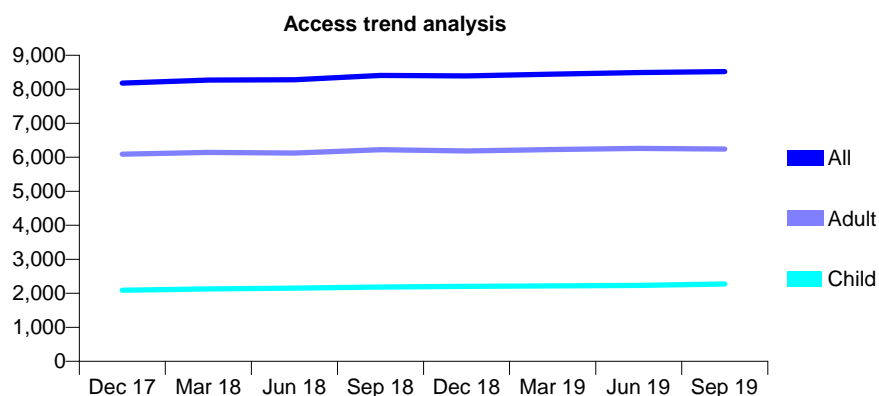
Q58 - Vital Signs At a Glance Contract Report for 239348/0001 - September 2019

Name or company name	MR M PATEL
Contract type name	GDS Contract
Purpose of contract	General
Contract start date	01/04/2006
Contract end date	

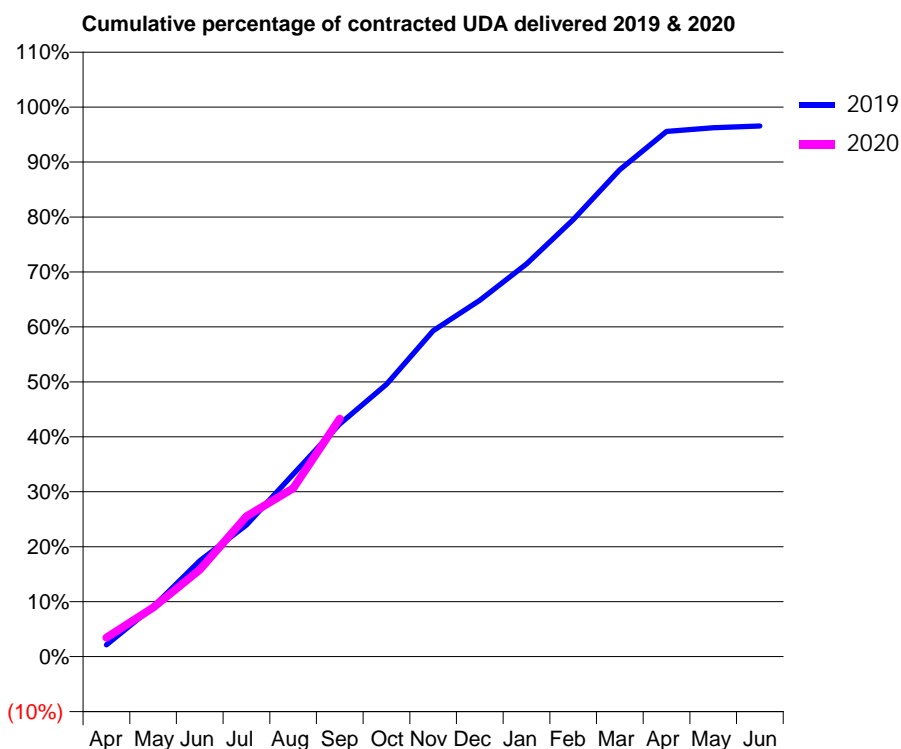
19/20 Contracted general activity (UDA)	22,500
Carry forward general activity (UDA)	0
19/20 Contracted orthodontic activity (UOA)	0
Carry forward orthodontic activity (UOA)	0
Baseline contract value	£658,358.94

ACCESS*

Patients seen in 24 months	Total	Change since previous quarter
Quarter ending September 2018	8,407	
Quarter ending December 2018	8,393	→
Quarter ending March 2019	8,447	→
Quarter ending June 2019	8,494	→
Quarter ending September 2019	8,518	→
Variance since September 2018	1.3%	→



ACTIVITY



Month	Adjusted Scheduled Activity (UDA)	
	2019	2020
April	486	776
May	2,043	2,010
June	3,922	3,556
July	5,391	5,743
August	7,467	6,886
September	9,527	9,742
October	11,152	
November	13,343	
December	14,587	
January	16,080	
February	17,887	
March	19,938	
April	21,502	
May	21,654	
June	21,720	

QUALITY

	Quantity	Base Number	Contract	AT	Region	England
% of FP17s for the same patient ID Re-attending within 3 months - Children	84	1,500	5.6%	10.9%	11.3%	11.5%
% of FP17s for the same patient ID Re-attending within 3 months - Adults	570	3,655	15.6%	14.3%	14.7%	15.4%
% of FP17s for the same patient ID Re-attending between 3 & 9 months - Children	706	1,500	47.1%	59.1%	60.8%	59.7%
% of FP17s for the same patient ID Re-attending between 3 & 9 months - Adults	1,442	3,655	39.5%	49.6%	52.8%	51.7%
% of FP17s for Band 1 Urgent Courses	183	4,282	4.3%	8.8%	8.2%	9.2%
% of FP17s Relating to Free Repair or Replacements	114	4,282	2.7%	0.6%	0.7%	0.7%
% of FP17s Relating to Continuations	130	4,282	3.0%	0.7%	0.8%	0.8%
% of Patients satisfied with the dentistry they have received	0	1	N/A	93.8%	93.2%	93.5%
% of Patients satisfied with the time they had to wait for an appointment	1	1	N/A	88.4%	88.5%	87.4%

* This is based on patients treated on this contract for their most recent course of treatment. Figures in italics indicate the base number of FP17s or Patient Questionnaire responses are less than 100. N/A is shown where the base number of responses is less than 10 during the period. % is calculated as Quantity/Base number*100

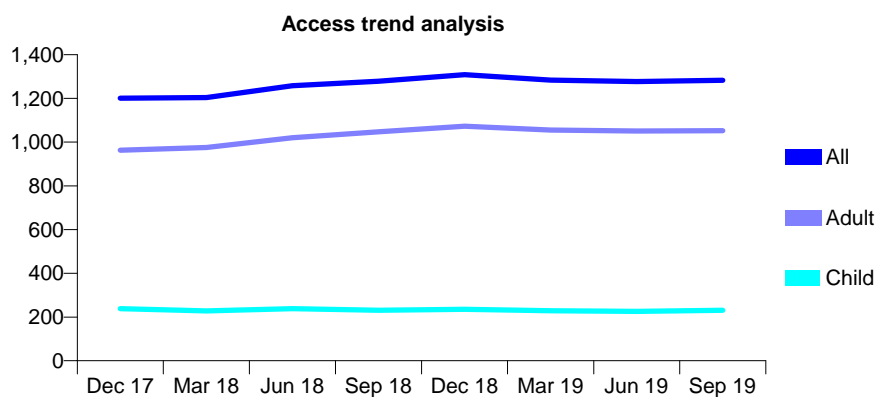
Q58 - Vital Signs At a Glance Contract Report for 239682/0001 - September 2019

Name or company name	MISS DM PATEL
Contract type name	GDS Contract
Purpose of contract	General
Contract start date	01/04/2006
Contract end date	

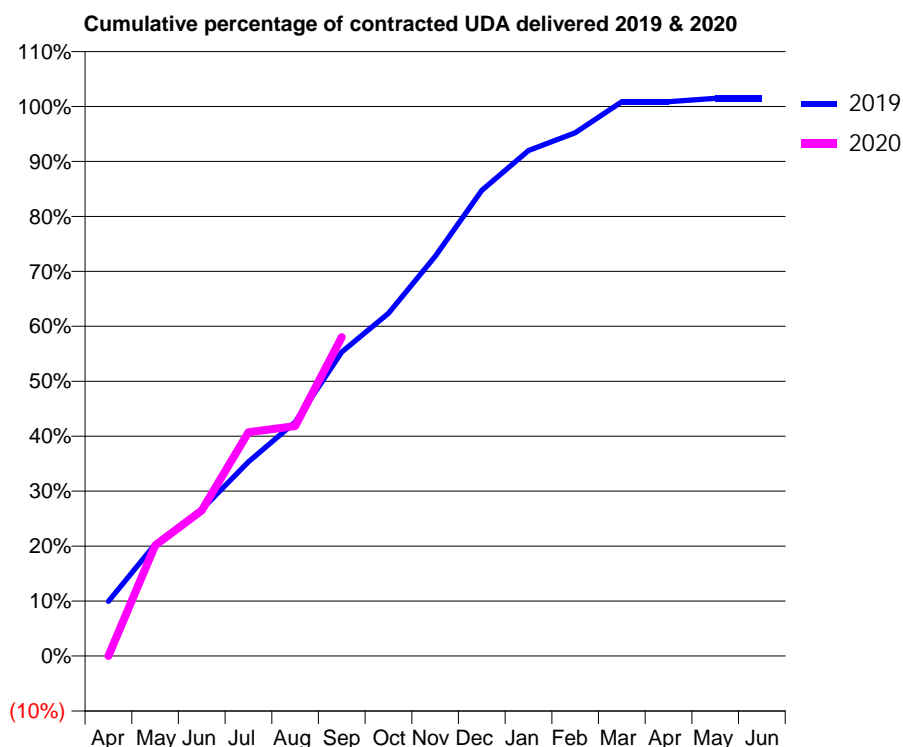
19/20 Contracted general activity (UDA)	4,600
Carry forward general activity (UDA)	0
19/20 Contracted orthodontic activity (UOA)	0
Carry forward orthodontic activity (UOA)	0
Baseline contract value	£135,622.23

ACCESS*

Patients seen in 24 months	Total	Change since previous quarter
Quarter ending September 2018	1,278	
Quarter ending December 2018	1,308	↑
Quarter ending March 2019	1,284	↓
Quarter ending June 2019	1,277	→
Quarter ending September 2019	1,283	→
Variance since September 2018	0.4%	→



ACTIVITY



Month	Adjusted Scheduled Activity (UDA)	
	2019	2020
April	457	0
May	936	926
June	1,227	1,218
July	1,626	1,874
August	1,957	1,923
September	2,545	2,670
October	2,868	
November	3,346	
December	3,898	
January	4,232	
February	4,379	
March	4,640	
April	4,640	
May	4,668	
June	4,668	

QUALITY

	Quantity	Base Number	Contract	AT	Region	England
% of FP17s for the same patient ID Re-attending within 3 months - Children	7	168	4.2%	10.9%	11.3%	11.5%
% of FP17s for the same patient ID Re-attending within 3 months - Adults	133	708	18.8%	14.3%	14.7%	15.4%
% of FP17s for the same patient ID Re-attending between 3 & 9 months - Children	68	168	40.5%	59.1%	60.8%	59.7%
% of FP17s for the same patient ID Re-attending between 3 & 9 months - Adults	285	708	40.3%	49.6%	52.8%	51.7%
% of FP17s for Band 1 Urgent Courses	78	867	9.0%	8.8%	8.2%	9.2%
% of FP17s Relating to Free Repair or Replacements	2	867	0.2%	0.6%	0.7%	0.7%
% of FP17s Relating to Continuations	0	867	0.0%	0.7%	0.8%	0.8%
% of Patients satisfied with the dentistry they have received	0	0	N/A	93.8%	93.2%	93.5%
% of Patients satisfied with the time they had to wait for an appointment	0	0	N/A	88.4%	88.5%	87.4%

* This is based on patients treated on this contract for their most recent course of treatment. Figures in italics indicate the base number of FP17s or Patient Questionnaire responses are less than 100. N/A is shown where the base number of responses is less than 10 during the period. % is calculated as Quantity/Base number*100

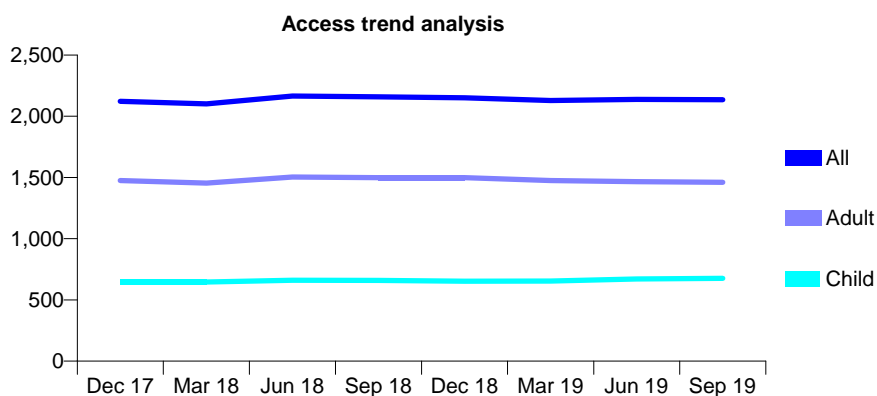
Q58 - Vital Signs At a Glance Contract Report for 241393/0002 - September 2019

Name or company name	MR SH ALI
Contract type name	GDS Contract
Purpose of contract	General
Contract start date	01/10/2009
Contract end date	

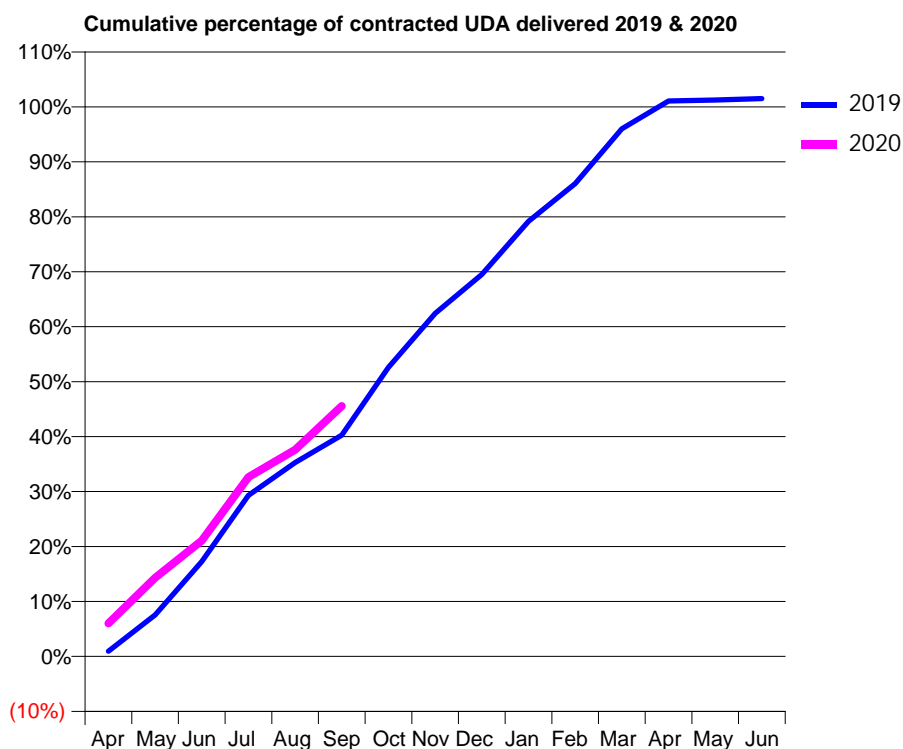
19/20 Contracted general activity (UDA)	6,500
Carry forward general activity (UDA)	0
19/20 Contracted orthodontic activity (UOA)	0
Carry forward orthodontic activity (UOA)	0
Baseline contract value	£193,588.74

ACCESS*

Patients seen in 24 months	Total	Change since previous quarter
Quarter ending September 2018	2,158	
Quarter ending December 2018	2,151	→
Quarter ending March 2019	2,129	↓
Quarter ending June 2019	2,138	→
Quarter ending September 2019	2,136	→
Variance since September 2018	(1.0%)	↓



ACTIVITY



Month	2019	2020
April	62	392
May	492	931
June	1,122	1,370
July	1,905	2,121
August	2,293	2,445
September	2,618	2,961
October	3,420	
November	4,058	
December	4,517	
January	5,146	
February	5,592	
March	6,240	
April	6,569	
May	6,582	
June	6,597	

QUALITY

	Quantity	Base Number	Contract	AT	Region	England
% of FP17s for the same patient ID Re-attending within 3 months - Children	43	455	9.5%	10.9%	11.3%	11.5%
% of FP17s for the same patient ID Re-attending within 3 months - Adults	130	727	17.9%	14.3%	14.7%	15.4%
% of FP17s for the same patient ID Re-attending between 3 & 9 months - Children	192	455	42.2%	59.1%	60.8%	59.7%
% of FP17s for the same patient ID Re-attending between 3 & 9 months - Adults	130	727	17.9%	49.6%	52.8%	51.7%
% of FP17s for Band 1 Urgent Courses	131	1,045	12.5%	8.8%	8.2%	9.2%
% of FP17s Relating to Free Repair or Replacements	6	1,045	0.6%	0.6%	0.7%	0.7%
% of FP17s Relating to Continuations	29	1,045	2.8%	0.7%	0.8%	0.8%
% of Patients satisfied with the dentistry they have received	0	0	N/A	93.8%	93.2%	93.5%
% of Patients satisfied with the time they had to wait for an appointment	0	0	N/A	88.4%	88.5%	87.4%

* This is based on patients treated on this contract for their most recent course of treatment. Figures in italics indicate the base number of FP17s or Patient Questionnaire responses are less than 100. N/A is shown where the base number of responses is less than 10 during the period. % is calculated as Quantity/Base number*100

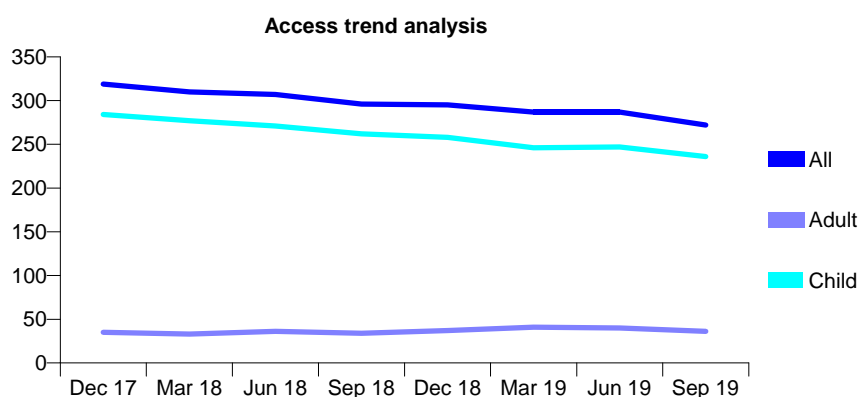
Q58 - Vital Signs At a Glance Contract Report for 244740/0001 - September 2019

Name or company name	MR AN FLATTERS
Contract type name	GDS Contract
Purpose of contract	General
Contract start date	01/04/2006
Contract end date	

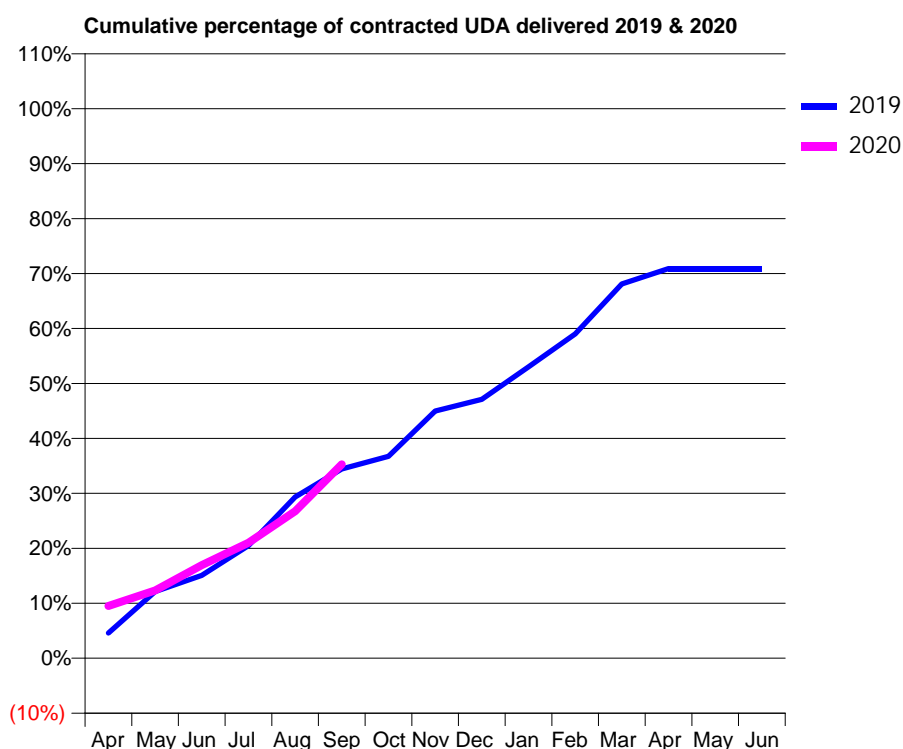
19/20 Contracted general activity (UDA)	610
Carry forward general activity (UDA)	0
19/20 Contracted orthodontic activity (UOA)	0
Carry forward orthodontic activity (UOA)	0
Baseline contract value	£15,626.00

ACCESS*

Patients seen in 24 months	Total	Change since previous quarter
Quarter ending September 2018	296	
Quarter ending December 2018	295	→
Quarter ending March 2019	287	↓
Quarter ending June 2019	287	→
Quarter ending September 2019	272	↓
Variance since September 2018	(8.1%)	↓



ACTIVITY



Month	2019	2020
April	28	58
May	74	75
June	92	103
July	125	128
August	179	163
September	210	215
October	224	
November	274	
December	287	
January	323	
February	360	
March	415	
April	432	
May	432	
June	432	

QUALITY

	Quantity	Base Number	Contract	AT	Region	England
% of FP17s for the same patient ID Re-attending within 3 months - Children	5	170	2.9%	10.9%	11.3%	11.5%
% of FP17s for the same patient ID Re-attending within 3 months - Adults	0	16	0.0%	14.3%	14.7%	15.4%
% of FP17s for the same patient ID Re-attending between 3 & 9 months - Children	115	170	67.6%	59.1%	60.8%	59.7%
% of FP17s for the same patient ID Re-attending between 3 & 9 months - Adults	11	16	68.8%	49.6%	52.8%	51.7%
% of FP17s for Band 1 Urgent Courses	1	175	0.6%	8.8%	8.2%	9.2%
% of FP17s Relating to Free Repair or Replacements	0	175	0.0%	0.6%	0.7%	0.7%
% of FP17s Relating to Continuations	1	175	0.6%	0.7%	0.8%	0.8%
% of Patients satisfied with the dentistry they have received	0	0	N/A	93.8%	93.2%	93.5%
% of Patients satisfied with the time they had to wait for an appointment	0	0	N/A	88.4%	88.5%	87.4%

* This is based on patients treated on this contract for their most recent course of treatment.

Figures in italics indicate the base number of FP17s or Patient Questionnaire responses are less than 100. N/A is shown where the base number of responses is less than 10 during the period. % is calculated as Quantity/Base number*100

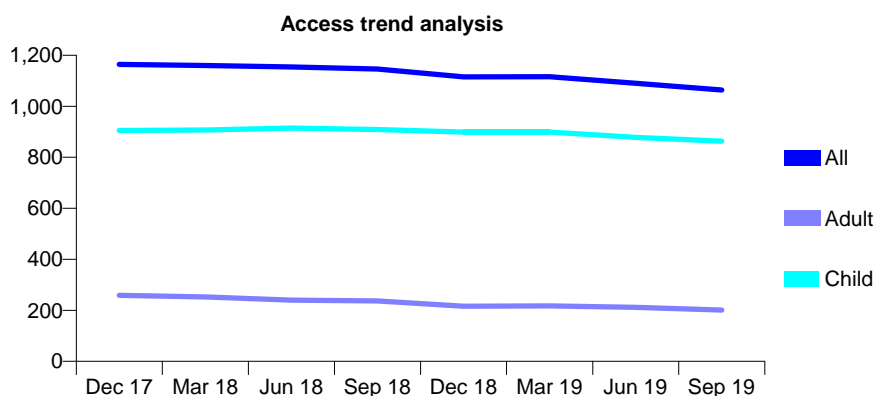
Q58 - Vital Signs At a Glance Contract Report for 244961/0001 - September 2019

Name or company name	MR RF COLIN
Contract type name	GDS Contract
Purpose of contract	General
Contract start date	01/04/2006
Contract end date	

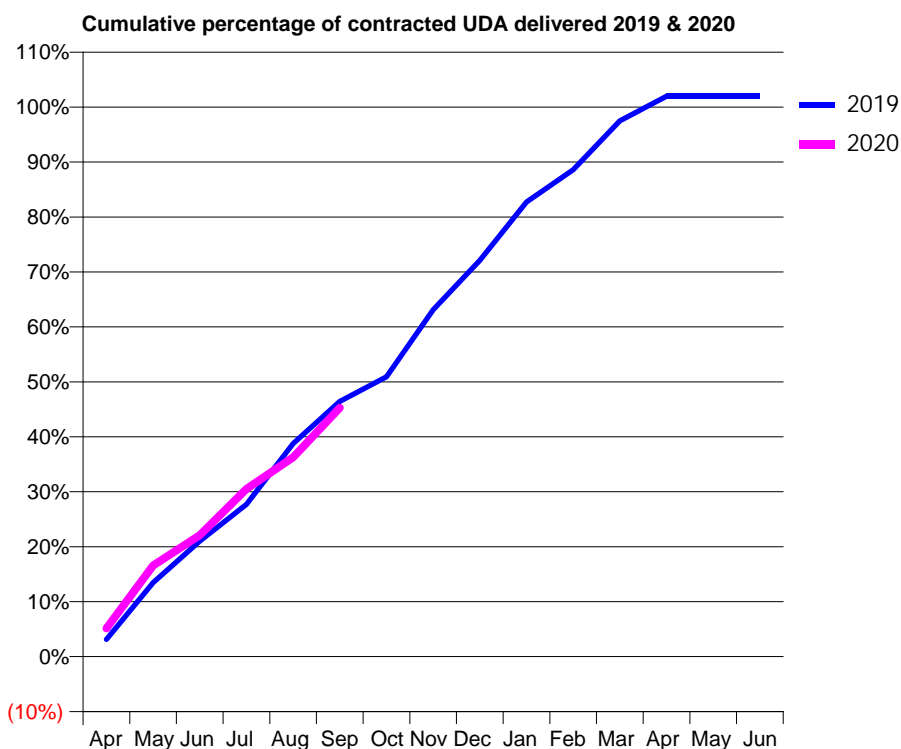
19/20 Contracted general activity (UDA)	1,850
Carry forward general activity (UDA)	0
19/20 Contracted orthodontic activity (UOA)	0
Carry forward orthodontic activity (UOA)	0
Baseline contract value	£46,518.17

ACCESS*

Patients seen in 24 months	Total	Change since previous quarter
Quarter ending September 2018	1,146	
Quarter ending December 2018	1,115	↓
Quarter ending March 2019	1,116	→
Quarter ending June 2019	1,090	↓
Quarter ending September 2019	1,064	↓
Variance since September 2018	(7.2%)	↓



ACTIVITY



Month	Adjusted Scheduled Activity (UDA)	
	2019	2020
April	58	95
May	250	307
June	389	409
July	513	565
August	717	671
September	859	837
October	942	
November	1,168	
December	1,334	
January	1,530	
February	1,639	
March	1,804	
April	1,887	
May	1,887	
June	1,887	

QUALITY

	Quantity	Base Number	Contract	AT	Region	England
% of FP17s for the same patient ID Re-attending within 3 months - Children	42	623	6.7%	10.9%	11.3%	11.5%
% of FP17s for the same patient ID Re-attending within 3 months - Adults	8	87	9.2%	14.3%	14.7%	15.4%
% of FP17s for the same patient ID Re-attending between 3 & 9 months - Children	397	623	63.7%	59.1%	60.8%	59.7%
% of FP17s for the same patient ID Re-attending between 3 & 9 months - Adults	61	87	70.1%	49.6%	52.8%	51.7%
% of FP17s for Band 1 Urgent Courses	12	651	1.8%	8.8%	8.2%	9.2%
% of FP17s Relating to Free Repair or Replacements	3	651	0.5%	0.6%	0.7%	0.7%
% of FP17s Relating to Continuations	1	651	0.2%	0.7%	0.8%	0.8%
% of Patients satisfied with the dentistry they have received	0	0	N/A	93.8%	93.2%	93.5%
% of Patients satisfied with the time they had to wait for an appointment	0	0	N/A	88.4%	88.5%	87.4%

* This is based on patients treated on this contract for their most recent course of treatment. Figures in italics indicate the base number of FP17s or Patient Questionnaire responses are less than 100. N/A is shown where the base number of responses is less than 10 during the period. % is calculated as Quantity/Base number*100

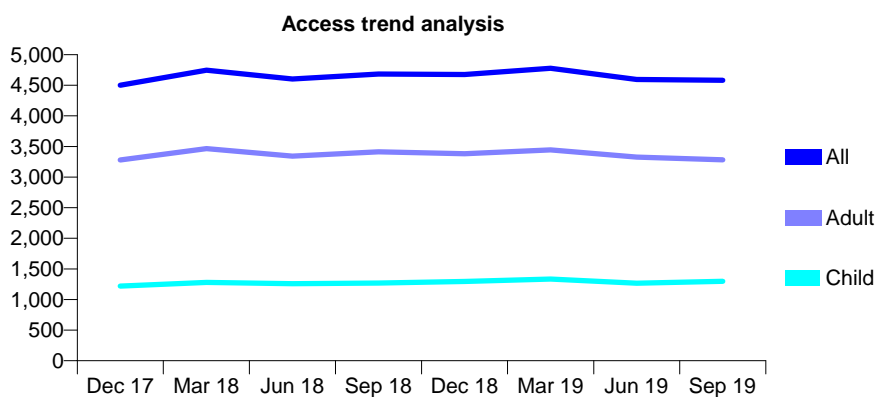
Q58 - Vital Signs At a Glance Contract Report for 245240/0001 - September 2019

Name or company name	MR A PELUSO
Contract type name	GDS Contract
Purpose of contract	General
Contract start date	01/04/2006
Contract end date	

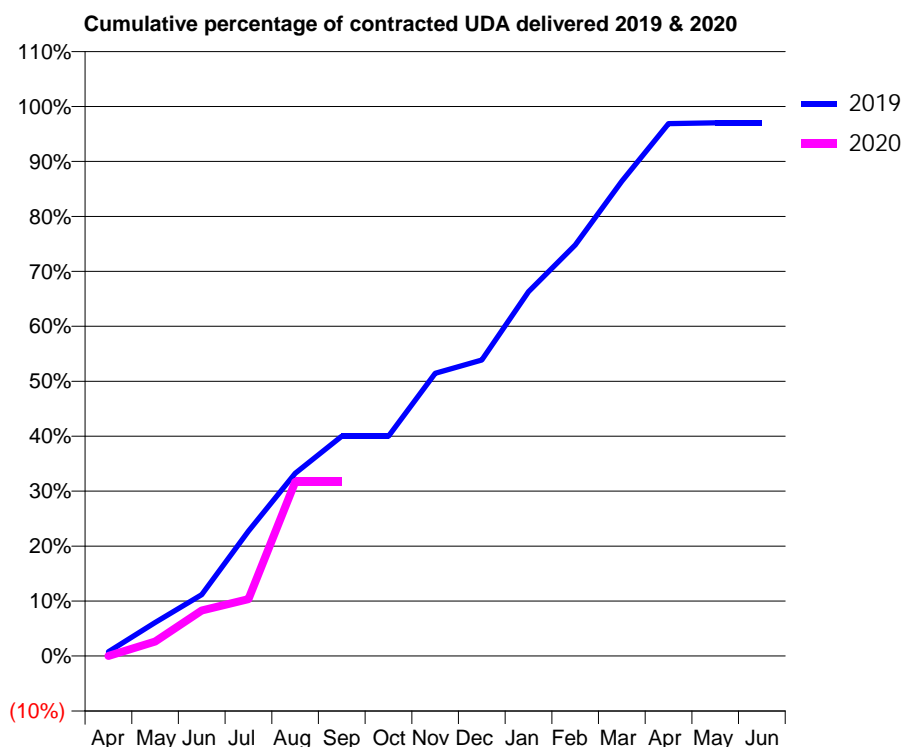
19/20 Contracted general activity (UDA)	11,200
Carry forward general activity (UDA)	0
19/20 Contracted orthodontic activity (UOA)	0
Carry forward orthodontic activity (UOA)	0
Baseline contract value	£341,689.12

ACCESS*

Patients seen in 24 months	Total	Change since previous quarter
Quarter ending September 2018	4,682	
Quarter ending December 2018	4,677	→
Quarter ending March 2019	4,777	↑
Quarter ending June 2019	4,593	↓
Quarter ending September 2019	4,580	→
Variance since September 2018	(2.2%)	↓



ACTIVITY



Month	Adjusted Scheduled Activity (UDA)	
	2019	2020
April	87	0
May	683	295
June	1,251	929
July	2,546	1,159
August	3,723	3,548
September	4,481	3,548
October	4,481	
November	5,763	
December	6,033	
January	7,423	
February	8,378	
March	9,674	
April	10,851	
May	10,864	
June	10,866	

QUALITY

	Quantity	Base Number	Contract	AT	Region	England
% of FP17s for the same patient ID Re-attending within 3 months - Children	87	806	10.8%	10.9%	11.3%	11.5%
% of FP17s for the same patient ID Re-attending within 3 months - Adults	341	1,930	17.7%	14.3%	14.7%	15.4%
% of FP17s for the same patient ID Re-attending between 3 & 9 months - Children	427	806	53.0%	59.1%	60.8%	59.7%
% of FP17s for the same patient ID Re-attending between 3 & 9 months - Adults	907	1,930	47.0%	49.6%	52.8%	51.7%
% of FP17s for Band 1 Urgent Courses	173	1,825	9.5%	8.8%	8.2%	9.2%
% of FP17s Relating to Free Repair or Replacements	6	1,825	0.3%	0.6%	0.7%	0.7%
% of FP17s Relating to Continuations	2	1,825	0.1%	0.7%	0.8%	0.8%
% of Patients satisfied with the dentistry they have received	4	4	N/A	93.8%	93.2%	93.5%
% of Patients satisfied with the time they had to wait for an appointment	3	4	N/A	88.4%	88.5%	87.4%

* This is based on patients treated on this contract for their most recent course of treatment. Figures in italics indicate the base number of FP17s or Patient Questionnaire responses are less than 100. N/A is shown where the base number of responses is less than 10 during the period. % is calculated as Quantity/Base number*100

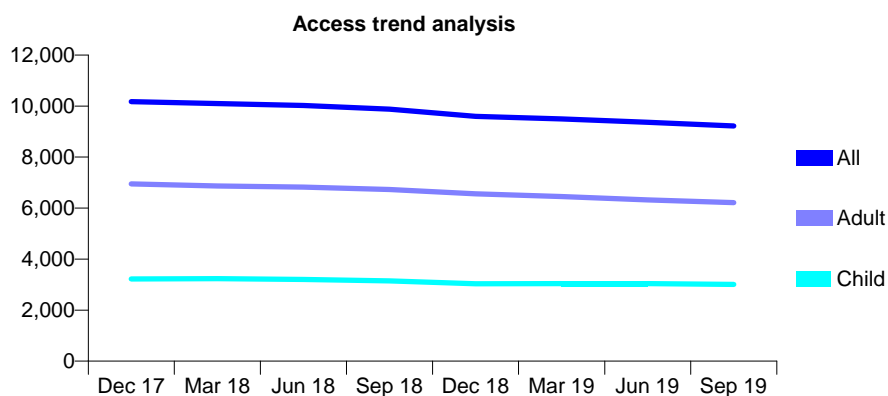
Q58 - Vital Signs At a Glance Contract Report for 245240/0002 - September 2019

Name or company name	Stratford House Dental Practice
Contract type name	GDS Contract
Purpose of contract	General
Contract start date	01/04/2006
Contract end date	

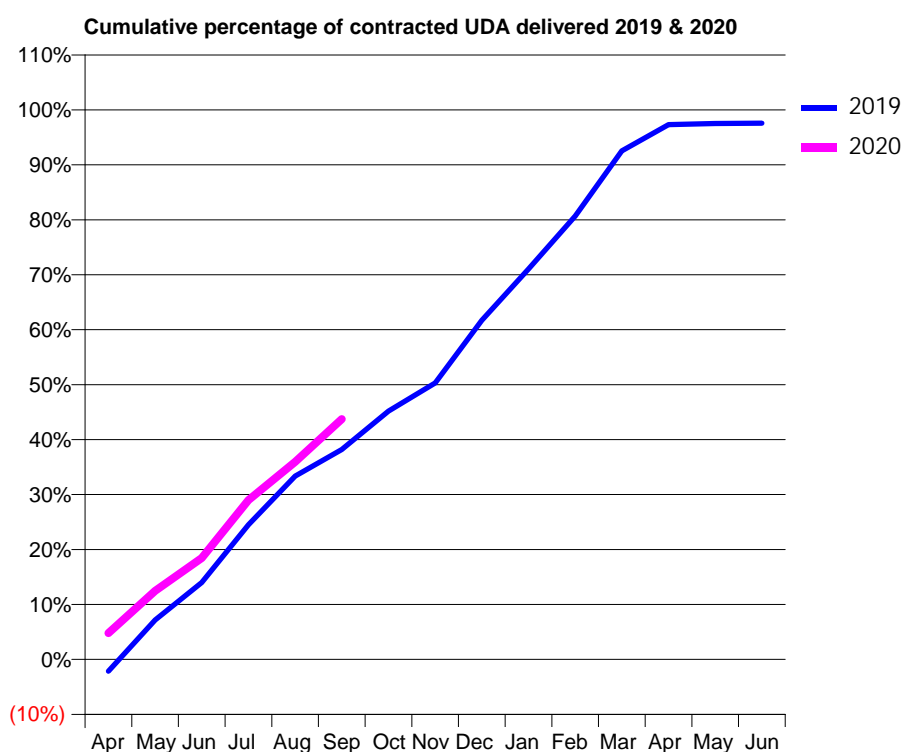
19/20 Contracted general activity (UDA)	22,415
Carry forward general activity (UDA)	0
19/20 Contracted orthodontic activity (UOA)	0
Carry forward orthodontic activity (UOA)	0
Baseline contract value	£603,574.17

ACCESS*

Patients seen in 24 months	Total	Change since previous quarter
Quarter ending September 2018	9,881	
Quarter ending December 2018	9,598	↓
Quarter ending March 2019	9,500	↓
Quarter ending June 2019	9,362	↓
Quarter ending September 2019	9,223	↓
Variance since September 2018	(6.7%)	↓



ACTIVITY



Month	2019	2020
April	-489	1,075
May	1,614	2,796
June	3,137	4,135
July	5,488	6,497
August	7,479	8,057
September	8,561	9,801
October	10,131	
November	11,279	
December	13,828	
January	15,926	
February	18,085	
March	20,745	
April	21,807	
May	21,861	
June	21,867	

QUALITY

	Quantity	Base Number	Contract	AT	Region	England
% of FP17s for the same patient ID Re-attending within 3 months - Children	214	2,314	9.2%	10.9%	11.3%	11.5%
% of FP17s for the same patient ID Re-attending within 3 months - Adults	579	4,076	14.2%	14.3%	14.7%	15.4%
% of FP17s for the same patient ID Re-attending between 3 & 9 months - Children	1,309	2,314	56.6%	59.1%	60.8%	59.7%
% of FP17s for the same patient ID Re-attending between 3 & 9 months - Adults	2,308	4,076	56.6%	49.6%	52.8%	51.7%
% of FP17s for Band 1 Urgent Courses	391	5,183	7.5%	8.8%	8.2%	9.2%
% of FP17s Relating to Free Repair or Replacements	39	5,183	0.8%	0.6%	0.7%	0.7%
% of FP17s Relating to Continuations	14	5,183	0.3%	0.7%	0.8%	0.8%
% of Patients satisfied with the dentistry they have received	3	3	N/A	93.8%	93.2%	93.5%
% of Patients satisfied with the time they had to wait for an appointment	2	3	N/A	88.4%	88.5%	87.4%

* This is based on patients treated on this contract for their most recent course of treatment.

Figures in italics indicate the base number of FP17s or Patient Questionnaire responses are less than 100. N/A is shown where the base number of responses is less than 10 during the period. % is calculated as Quantity/Base number*100

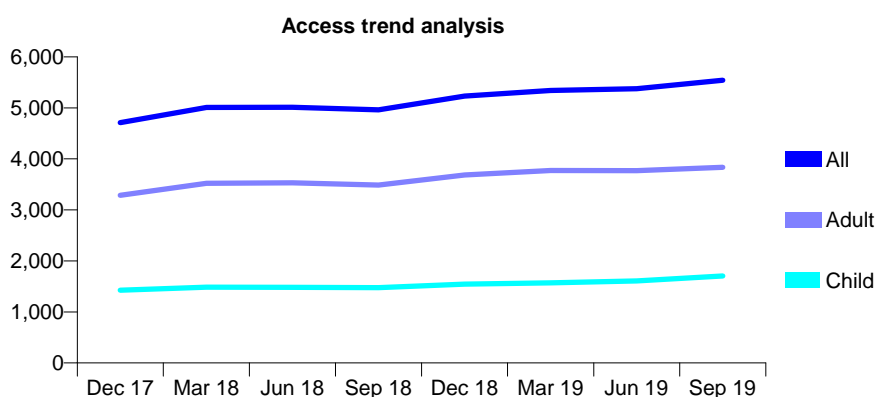
Q58 - Vital Signs At a Glance Contract Report for 245240/0007 - September 2019

Name or company name	MR A PELUSO
Contract type name	GDS Contract
Purpose of contract	General
Contract start date	18/08/2012
Contract end date	

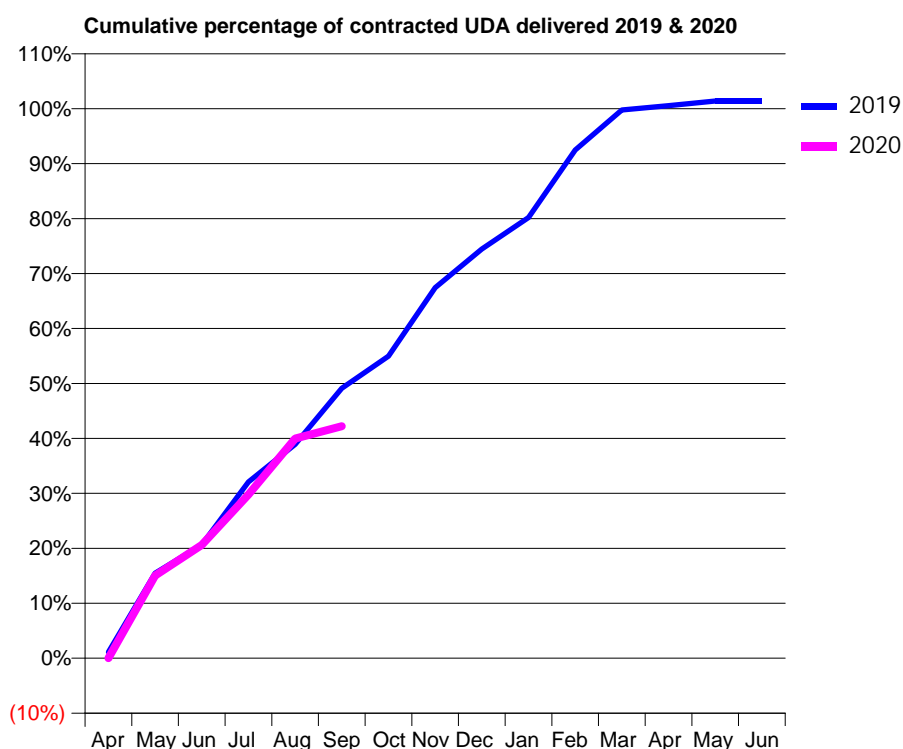
19/20 Contracted general activity (UDA)	10,145
Carry forward general activity (UDA)	0
19/20 Contracted orthodontic activity (UOA)	0
Carry forward orthodontic activity (UOA)	0
Baseline contract value	£231,439.50

ACCESS*

Patients seen in 24 months	Total	Change since previous quarter
Quarter ending September 2018	4,962	
Quarter ending December 2018	5,229	↑
Quarter ending March 2019	5,340	↑
Quarter ending June 2019	5,376	→
Quarter ending September 2019	5,541	↑
Variance since September 2018	11.7%	↑



ACTIVITY



Month	2019	2020
April	114	0
May	1,569	1,527
June	2,093	2,092
July	3,255	3,023
August	3,950	4,055
September	4,982	4,282
October	5,577	
November	6,841	
December	7,553	
January	8,136	
February	9,381	
March	10,120	
April	10,201	
May	10,285	
June	10,284	

QUALITY

	Quantity	Base Number	Contract	AT	Region	England
% of FP17s for the same patient ID Re-attending within 3 months - Children	52	1,133	4.6%	10.9%	11.3%	11.5%
% of FP17s for the same patient ID Re-attending within 3 months - Adults	175	1,505	11.6%	14.3%	14.7%	15.4%
% of FP17s for the same patient ID Re-attending between 3 & 9 months - Children	552	1,133	48.7%	59.1%	60.8%	59.7%
% of FP17s for the same patient ID Re-attending between 3 & 9 months - Adults	548	1,505	36.4%	49.6%	52.8%	51.7%
% of FP17s for Band 1 Urgent Courses	386	2,546	15.2%	8.8%	8.2%	9.2%
% of FP17s Relating to Free Repair or Replacements	6	2,546	0.2%	0.6%	0.7%	0.7%
% of FP17s Relating to Continuations	1	2,546	0.0%	0.7%	0.8%	0.8%
% of Patients satisfied with the dentistry they have received	1	1	N/A	93.8%	93.2%	93.5%
% of Patients satisfied with the time they had to wait for an appointment	1	1	N/A	88.4%	88.5%	87.4%

* This is based on patients treated on this contract for their most recent course of treatment.

Figures in italics indicate the base number of FP17s or Patient Questionnaire responses are less than 100. N/A is shown where the base number of responses is less than 10 during the period. % is calculated as Quantity/Base number*100

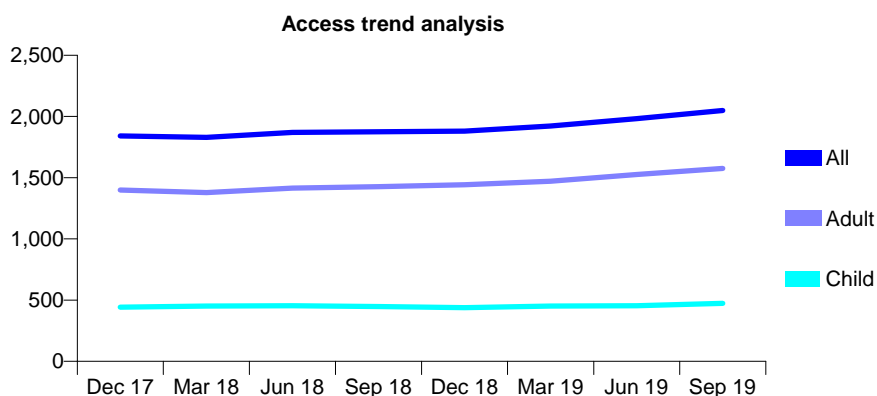
Q58 - Vital Signs At a Glance Contract Report for 246263/0001 - September 2019

Name or company name	MR NF FARYAD
Contract type name	GDS Contract
Purpose of contract	General
Contract start date	01/04/2006
Contract end date	

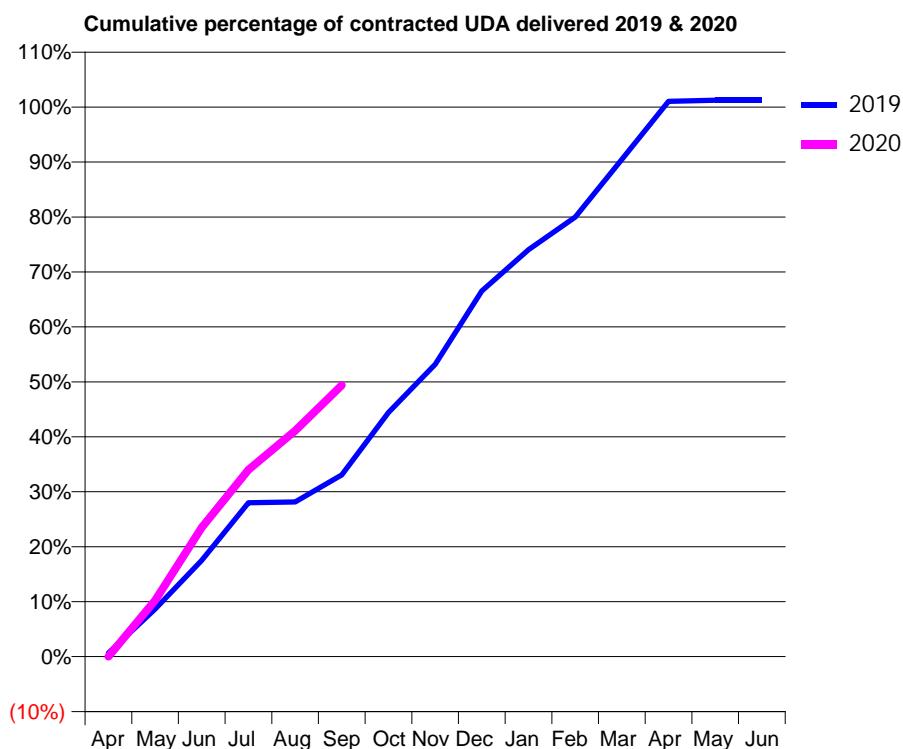
19/20 Contracted general activity (UDA)	8,525
Carry forward general activity (UDA)	0
19/20 Contracted orthodontic activity (UOA)	0
Carry forward orthodontic activity (UOA)	0
Baseline contract value	£245,618.19

ACCESS*

Patients seen in 24 months	Total	Change since previous quarter
Quarter ending September 2018	1,875	
Quarter ending December 2018	1,881	→
Quarter ending March 2019	1,922	↑
Quarter ending June 2019	1,982	↑
Quarter ending September 2019	2,049	↑
Variance since September 2018	9.3%	↑



ACTIVITY



Month	Adjusted Scheduled Activity (UDA)	
	2019	2020
April	57	0
May	740	871
June	1,494	2,005
July	2,388	2,900
August	2,400	3,505
September	2,819	4,209
October	3,788	
November	4,533	
December	5,671	
January	6,312	
February	6,817	
March	7,713	
April	8,613	
May	8,630	
June	8,630	

QUALITY

	Quantity	Base Number	Contract	AT	Region	England
% of FP17s for the same patient ID Re-attending within 3 months - Children	38	382	9.9%	10.9%	11.3%	11.5%
% of FP17s for the same patient ID Re-attending within 3 months - Adults	116	1,054	11.0%	14.3%	14.7%	15.4%
% of FP17s for the same patient ID Re-attending between 3 & 9 months - Children	197	382	51.6%	59.1%	60.8%	59.7%
% of FP17s for the same patient ID Re-attending between 3 & 9 months - Adults	473	1,054	44.9%	49.6%	52.8%	51.7%
% of FP17s for Band 1 Urgent Courses	57	1,230	4.6%	8.8%	8.2%	9.2%
% of FP17s Relating to Free Repair or Replacements	3	1,230	0.2%	0.6%	0.7%	0.7%
% of FP17s Relating to Continuations	0	1,230	0.0%	0.7%	0.8%	0.8%
% of Patients satisfied with the dentistry they have received	1	1	N/A	93.8%	93.2%	93.5%
% of Patients satisfied with the time they had to wait for an appointment	1	1	N/A	88.4%	88.5%	87.4%

* This is based on patients treated on this contract for their most recent course of treatment. Figures in italics indicate the base number of FP17s or Patient Questionnaire responses are less than 100. N/A is shown where the base number of responses is less than 10 during the period. % is calculated as Quantity/Base number*100

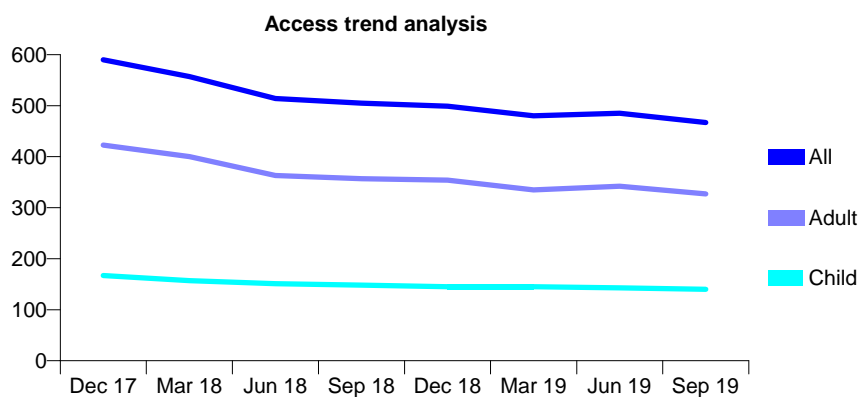
Q58 - Vital Signs At a Glance Contract Report for 251240/0001 - September 2019

Name or company name	MISS NB YELLA
Contract type name	GDS Contract
Purpose of contract	General
Contract start date	01/02/2008
Contract end date	

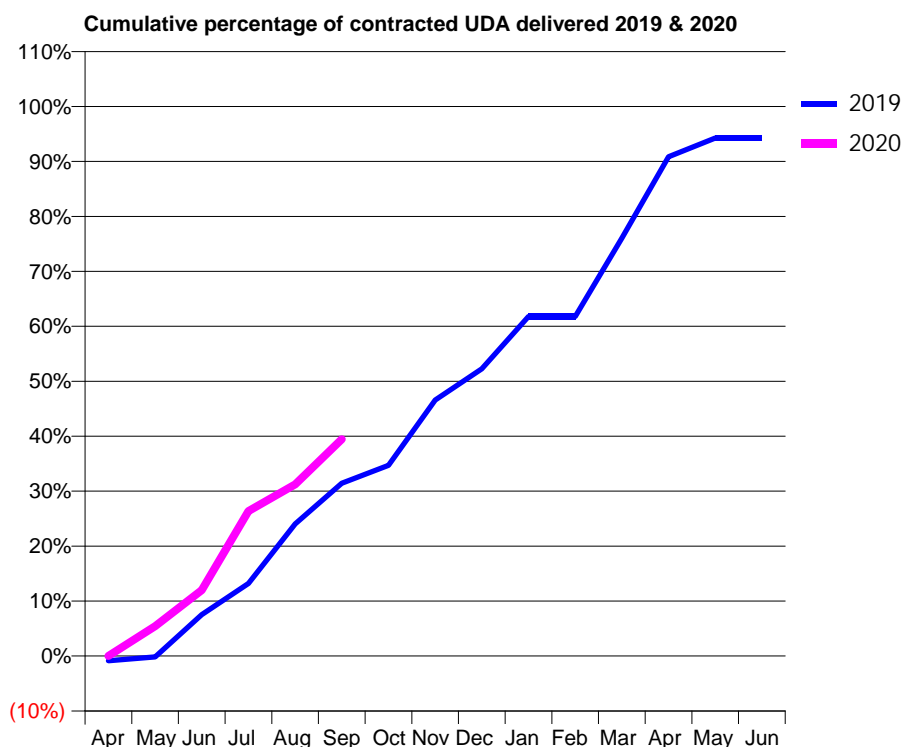
19/20 Contracted general activity (UDA)	1,679
Carry forward general activity (UDA)	0
19/20 Contracted orthodontic activity (UOA)	0
Carry forward orthodontic activity (UOA)	0
Baseline contract value	£49,316.73

ACCESS*

Patients seen in 24 months	Total	Change since previous quarter
Quarter ending September 2018	505	
Quarter ending December 2018	499	↓
Quarter ending March 2019	480	↓
Quarter ending June 2019	485	→
Quarter ending September 2019	467	↓
Variance since September 2018	(7.5%)	↓



ACTIVITY



Month	Adjusted Scheduled Activity (UDA)	
	2019	2020
April	-15	0
May	-3	91
June	126	201
July	222	443
August	403	525
September	528	662
October	582	
November	782	
December	877	
January	1,038	
February	1,038	
March	1,276	
April	1,525	
May	1,583	
June	1,583	

QUALITY

	Quantity	Base Number	Contract	AT	Region	England
% of FP17s for the same patient ID Re-attending within 3 months - Children	6	76	7.9%	10.9%	11.3%	11.5%
% of FP17s for the same patient ID Re-attending within 3 months - Adults	29	180	16.1%	14.3%	14.7%	15.4%
% of FP17s for the same patient ID Re-attending between 3 & 9 months - Children	38	76	50.0%	59.1%	60.8%	59.7%
% of FP17s for the same patient ID Re-attending between 3 & 9 months - Adults	50	180	27.8%	49.6%	52.8%	51.7%
% of FP17s for Band 1 Urgent Courses	26	207	12.6%	8.8%	8.2%	9.2%
% of FP17s Relating to Free Repair or Replacements	15	207	7.2%	0.6%	0.7%	0.7%
% of FP17s Relating to Continuations	1	207	0.5%	0.7%	0.8%	0.8%
% of Patients satisfied with the dentistry they have received	0	0	N/A	93.8%	93.2%	93.5%
% of Patients satisfied with the time they had to wait for an appointment	0	0	N/A	88.4%	88.5%	87.4%

* This is based on patients treated on this contract for their most recent course of treatment. Figures in italics indicate the base number of FP17s or Patient Questionnaire responses are less than 100. N/A is shown where the base number of responses is less than 10 during the period. % is calculated as Quantity/Base number*100

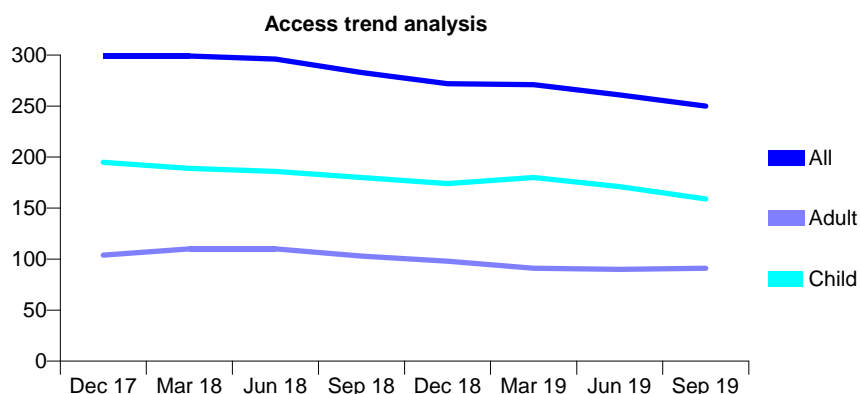
Q58 - Vital Signs At a Glance Contract Report for 256528/0001 - September 2019

Name or company name	MR JW BRAZIER
Contract type name	GDS Contract
Purpose of contract	General
Contract start date	01/04/2006
Contract end date	30/06/2019

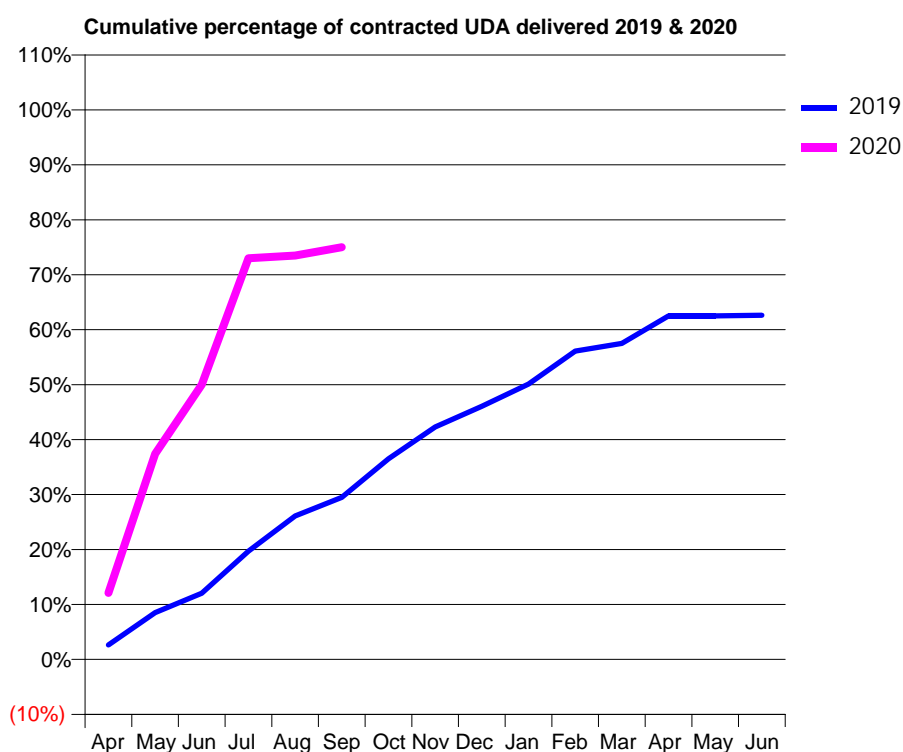
19/20 Contracted general activity (UDA)	200
Carry forward general activity (UDA)	0
19/20 Contracted orthodontic activity (UOA)	0
Carry forward orthodontic activity (UOA)	0
Baseline contract value	£4,706.64

ACCESS*

Patients seen in 24 months	Total	Change since previous quarter
Quarter ending September 2018	283	
Quarter ending December 2018	272	↓
Quarter ending March 2019	271	→
Quarter ending June 2019	261	↓
Quarter ending September 2019	250	↓
Variance since September 2018	(11.7%)	↓



ACTIVITY



Month	2019	2020
April	21	24
May	68	75
June	96	100
July	158	146
August	209	147
September	236	150
October	292	
November	338	
December	369	
January	401	
February	449	
March	460	
April	500	
May	500	
June	501	

QUALITY

	Quantity	Base Number	Contract	AT	Region	England
% of FP17s for the same patient ID Re-attending within 3 months - Children	14	97	14.4%	10.9%	11.3%	11.5%
% of FP17s for the same patient ID Re-attending within 3 months - Adults	5	35	14.3%	14.3%	14.7%	15.4%
% of FP17s for the same patient ID Re-attending between 3 & 9 months - Children	60	97	61.9%	59.1%	60.8%	59.7%
% of FP17s for the same patient ID Re-attending between 3 & 9 months - Adults	19	35	54.3%	49.6%	52.8%	51.7%
% of FP17s for Band 1 Urgent Courses	5	103	4.9%	8.8%	8.2%	9.2%
% of FP17s Relating to Free Repair or Replacements	2	103	1.9%	0.6%	0.7%	0.7%
% of FP17s Relating to Continuations	0	103	0.0%	0.7%	0.8%	0.8%
% of Patients satisfied with the dentistry they have received	0	0	N/A	93.8%	93.2%	93.5%
% of Patients satisfied with the time they had to wait for an appointment	0	0	N/A	88.4%	88.5%	87.4%

* This is based on patients treated on this contract for their most recent course of treatment. Figures in italics indicate the base number of FP17s or Patient Questionnaire responses are less than 100. N/A is shown where the base number of responses is less than 10 during the period. % is calculated as Quantity/Base number*100

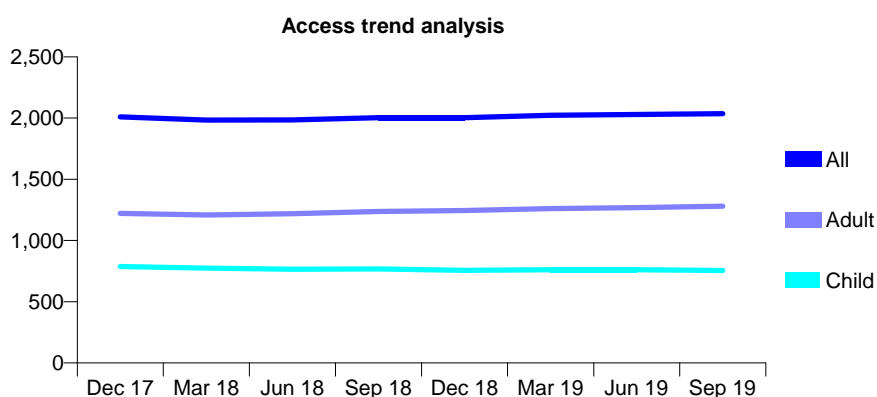
Q58 - Vital Signs At a Glance Contract Report for 257141/0002 - September 2019

Name or company name	Cloves Dental Practice
Contract type name	GDS Contract
Purpose of contract	General
Contract start date	01/07/2012
Contract end date	

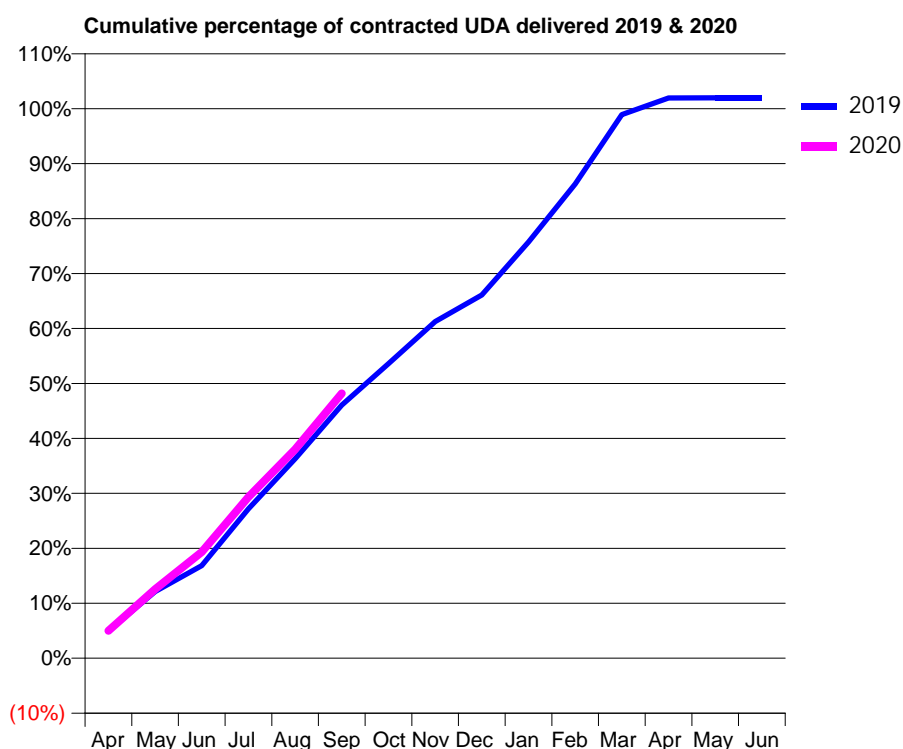
19/20 Contracted general activity (UDA)	7,200
Carry forward general activity (UDA)	0
19/20 Contracted orthodontic activity (UOA)	0
Carry forward orthodontic activity (UOA)	0
Baseline contract value	£167,434.48

ACCESS*

Patients seen in 24 months	Total	Change since previous quarter
Quarter ending September 2018	2,004	
Quarter ending December 2018	2,003	→
Quarter ending March 2019	2,023	→
Quarter ending June 2019	2,030	→
Quarter ending September 2019	2,035	→
Variance since September 2018	1.5%	→



ACTIVITY



Month	2019	2020
April	356	360
May	874	906
June	1,214	1,392
July	1,958	2,114
August	2,615	2,737
September	3,315	3,469
October	3,860	
November	4,410	
December	4,759	
January	5,452	
February	6,213	
March	7,120	
April	7,339	
May	7,342	
June	7,342	

QUALITY

	Quantity	Base Number	Contract	AT	Region	England
% of FP17s for the same patient ID Re-attending within 3 months - Children	45	691	6.5%	10.9%	11.3%	11.5%
% of FP17s for the same patient ID Re-attending within 3 months - Adults	181	1,122	16.1%	14.3%	14.7%	15.4%
% of FP17s for the same patient ID Re-attending between 3 & 9 months - Children	508	691	73.5%	59.1%	60.8%	59.7%
% of FP17s for the same patient ID Re-attending between 3 & 9 months - Adults	747	1,122	66.6%	49.6%	52.8%	51.7%
% of FP17s for Band 1 Urgent Courses	105	1,731	6.1%	8.8%	8.2%	9.2%
% of FP17s Relating to Free Repair or Replacements	3	1,731	0.2%	0.6%	0.7%	0.7%
% of FP17s Relating to Continuations	6	1,731	0.3%	0.7%	0.8%	0.8%
% of Patients satisfied with the dentistry they have received	1	1	N/A	93.8%	93.2%	93.5%
% of Patients satisfied with the time they had to wait for an appointment	1	1	N/A	88.4%	88.5%	87.4%

* This is based on patients treated on this contract for their most recent course of treatment. Figures in italics indicate the base number of FP17s or Patient Questionnaire responses are less than 100. N/A is shown where the base number of responses is less than 10 during the period. % is calculated as Quantity/Base number*100

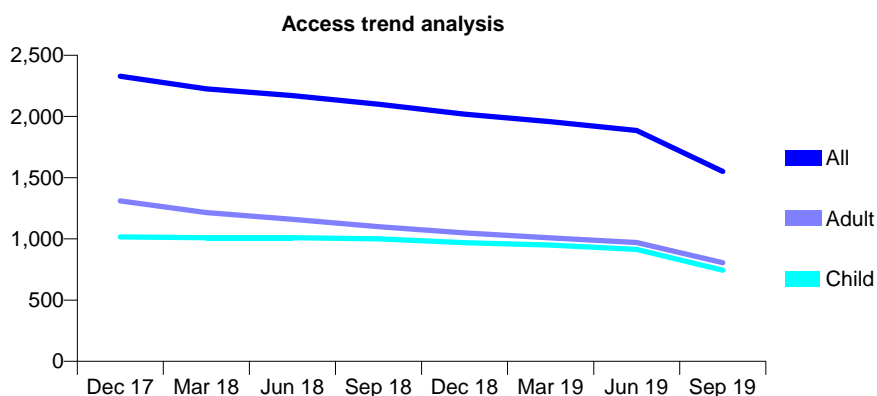
Q58 - Vital Signs At a Glance Contract Report for 258598/0001 - September 2019

Name or company name	MR S OLDHAM
Contract type name	GDS Contract
Purpose of contract	General
Contract start date	01/04/2007
Contract end date	30/06/2019

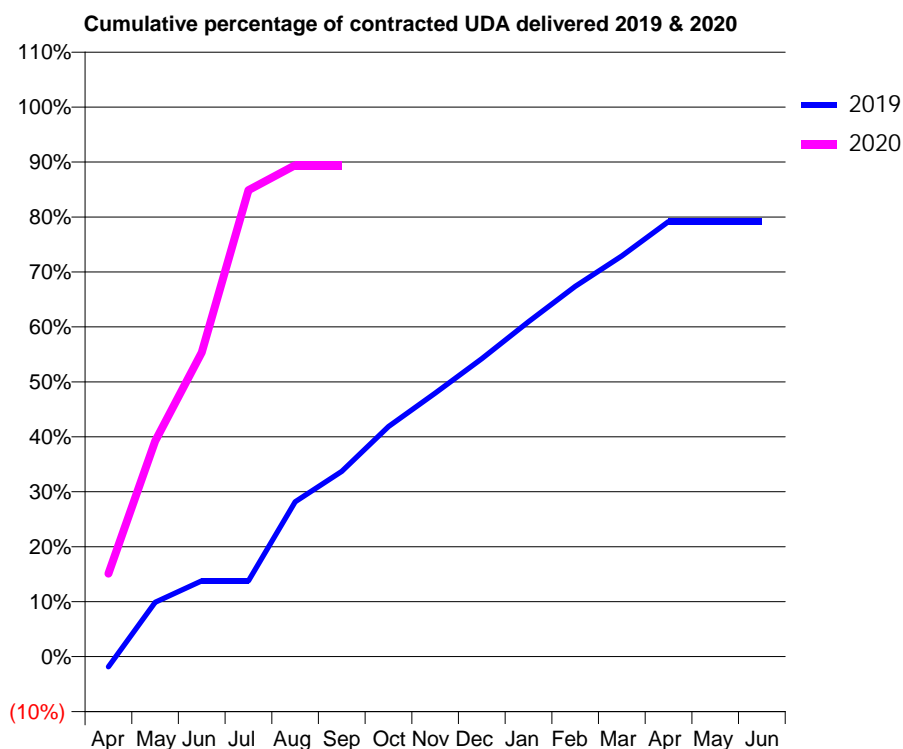
19/20 Contracted general activity (UDA)	1,167
Carry forward general activity (UDA)	0
19/20 Contracted orthodontic activity (UOA)	0
Carry forward orthodontic activity (UOA)	0
Baseline contract value	£29,986.33

ACCESS*

Patients seen in 24 months	Total	Change since previous quarter
Quarter ending September 2018	2,100	
Quarter ending December 2018	2,019	↓
Quarter ending March 2019	1,957	↓
Quarter ending June 2019	1,886	↓
Quarter ending September 2019	1,551	↓
Variance since September 2018	(26.1%)	↓



ACTIVITY



Month	Adjusted Scheduled Activity (UDA)	
	2019	2020
April	-87	176
May	461	458
June	644	646
July	644	990
August	1,316	1,043
September	1,574	1,043
October	1,954	
November	2,237	
December	2,529	
January	2,844	
February	3,145	
March	3,403	
April	3,695	
May	3,695	
June	3,695	

QUALITY

	Quantity	Base Number	Contract	AT	Region	England
% of FP17s for the same patient ID Re-attending within 3 months - Children	26	365	7.1%	10.9%	11.3%	11.5%
% of FP17s for the same patient ID Re-attending within 3 months - Adults	50	321	15.6%	14.3%	14.7%	15.4%
% of FP17s for the same patient ID Re-attending between 3 & 9 months - Children	202	365	55.3%	59.1%	60.8%	59.7%
% of FP17s for the same patient ID Re-attending between 3 & 9 months - Adults	116	321	36.1%	49.6%	52.8%	51.7%
% of FP17s for Band 1 Urgent Courses	57	533	10.7%	8.8%	8.2%	9.2%
% of FP17s Relating to Free Repair or Replacements	0	533	0.0%	0.6%	0.7%	0.7%
% of FP17s Relating to Continuations	3	533	0.6%	0.7%	0.8%	0.8%
% of Patients satisfied with the dentistry they have received	1	1	N/A	93.8%	93.2%	93.5%
% of Patients satisfied with the time they had to wait for an appointment	1	1	N/A	88.4%	88.5%	87.4%

* This is based on patients treated on this contract for their most recent course of treatment. Figures in italics indicate the base number of FP17s or Patient Questionnaire responses are less than 100. N/A is shown where the base number of responses is less than 10 during the period. % is calculated as Quantity/Base number*100

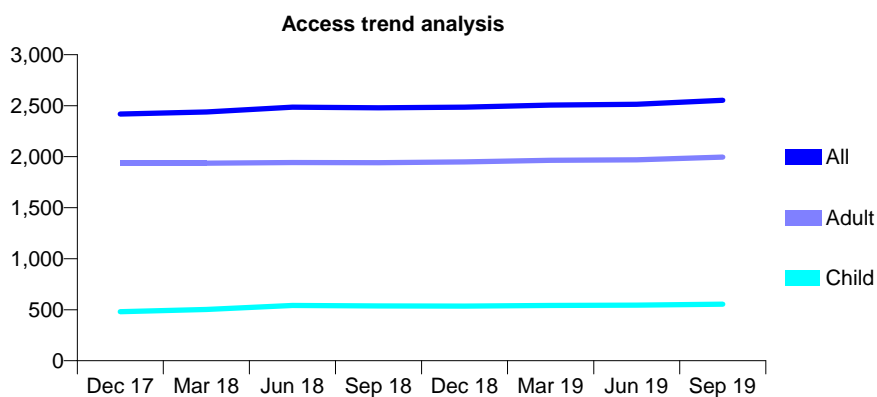
Q58 - Vital Signs At a Glance Contract Report for 261483/0001 - September 2019

Name or company name	MR BP PATEL
Contract type name	GDS Contract
Purpose of contract	General
Contract start date	01/04/2006
Contract end date	

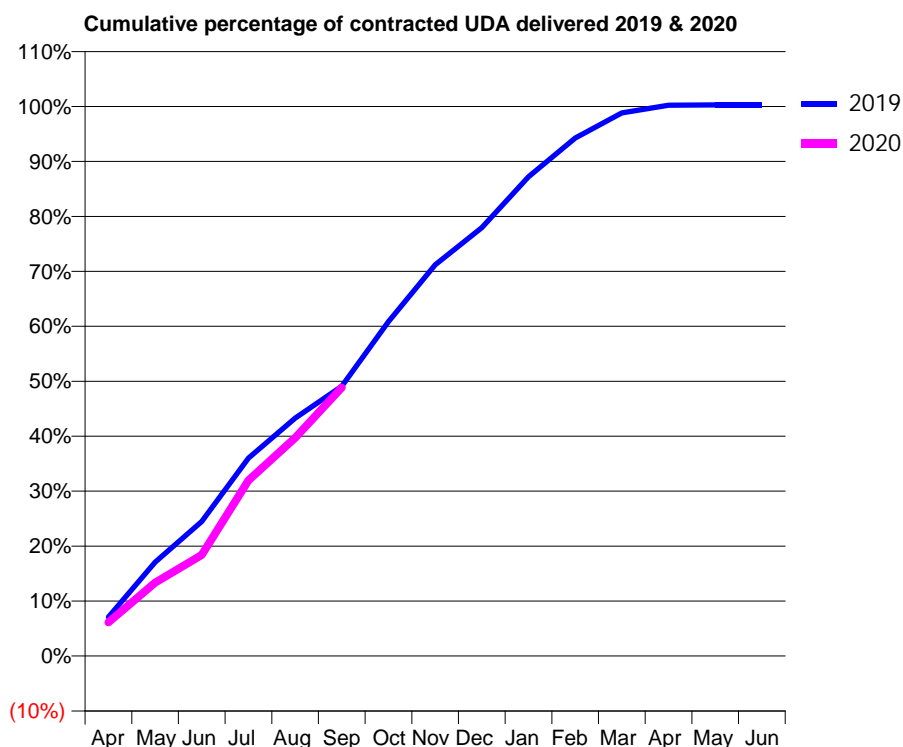
19/20 Contracted general activity (UDA)	6,200
Carry forward general activity (UDA)	0
19/20 Contracted orthodontic activity (UOA)	0
Carry forward orthodontic activity (UOA)	0
Baseline contract value	£156,343.85

ACCESS*

Patients seen in 24 months	Total	Change since previous quarter
Quarter ending September 2018	2,479	
Quarter ending December 2018	2,485	→
Quarter ending March 2019	2,506	→
Quarter ending June 2019	2,515	→
Quarter ending September 2019	2,552	→
Variance since September 2018	2.9%	↑



ACTIVITY



Month	Adjusted Scheduled Activity (UDA)	
	2019	2020
April	440	380
May	1,058	829
June	1,517	1,141
July	2,234	1,982
August	2,684	2,463
September	3,044	3,029
October	3,773	
November	4,414	
December	4,834	
January	5,407	
February	5,845	
March	6,128	
April	6,213	
May	6,218	
June	6,218	

QUALITY

	Quantity	Base Number	Contract	AT	Region	England
% of FP17s for the same patient ID Re-attending within 3 months - Children	20	387	5.2%	10.9%	11.3%	11.5%
% of FP17s for the same patient ID Re-attending within 3 months - Adults	222	1,508	14.7%	14.3%	14.7%	15.4%
% of FP17s for the same patient ID Re-attending between 3 & 9 months - Children	208	387	53.7%	59.1%	60.8%	59.7%
% of FP17s for the same patient ID Re-attending between 3 & 9 months - Adults	820	1,508	54.4%	49.6%	52.8%	51.7%
% of FP17s for Band 1 Urgent Courses	137	1,530	9.0%	8.8%	8.2%	9.2%
% of FP17s Relating to Free Repair or Replacements	14	1,530	0.9%	0.6%	0.7%	0.7%
% of FP17s Relating to Continuations	3	1,530	0.2%	0.7%	0.8%	0.8%
% of Patients satisfied with the dentistry they have received	0	0	N/A	93.8%	93.2%	93.5%
% of Patients satisfied with the time they had to wait for an appointment	0	0	N/A	88.4%	88.5%	87.4%

* This is based on patients treated on this contract for their most recent course of treatment. Figures in italics indicate the base number of FP17s or Patient Questionnaire responses are less than 100. N/A is shown where the base number of responses is less than 10 during the period. % is calculated as Quantity/Base number*100

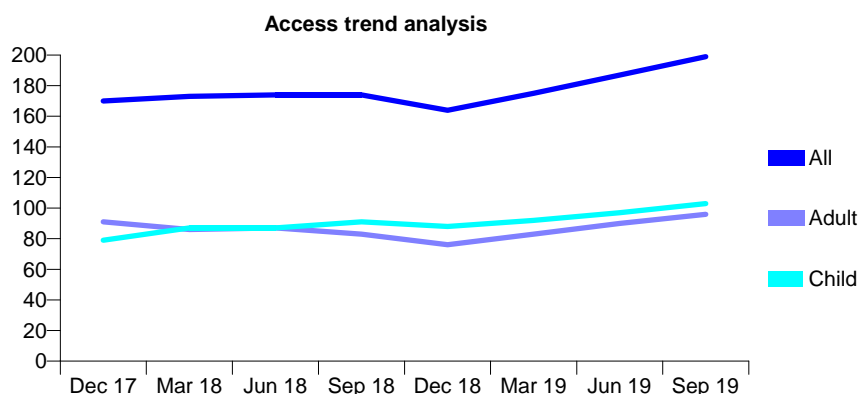
Q58 - Vital Signs At a Glance Contract Report for 261785/0001 - September 2019

Name or company name	MR P SABHARWAL
Contract type name	GDS Contract
Purpose of contract	General
Contract start date	01/04/2006
Contract end date	

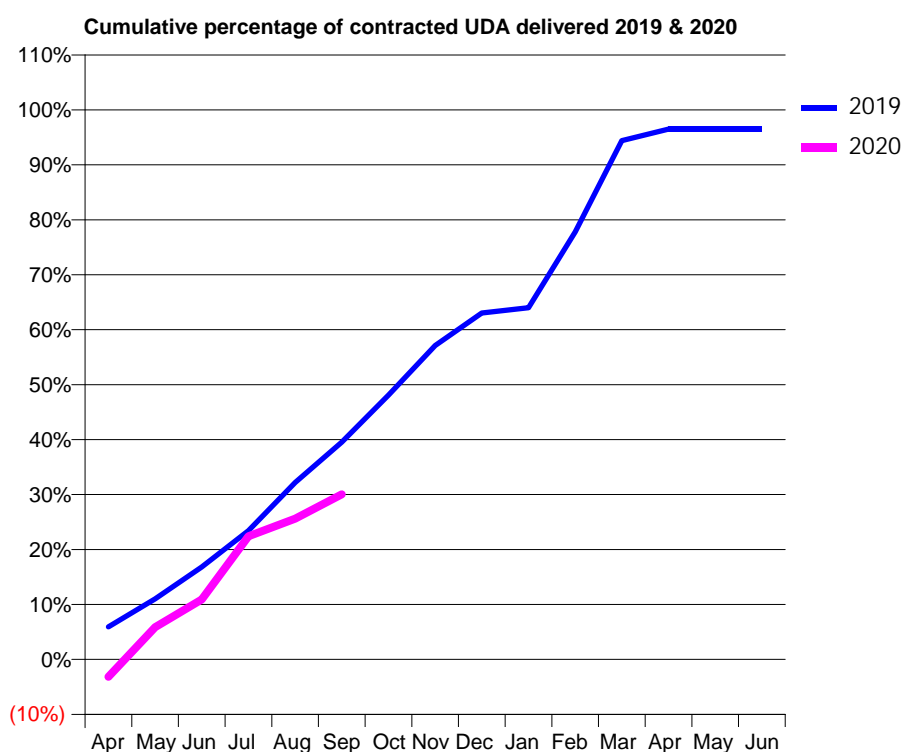
19/20 Contracted general activity (UDA)	658
Carry forward general activity (UDA)	22
19/20 Contracted orthodontic activity (UOA)	0
Carry forward orthodontic activity (UOA)	0
Baseline contract value	£20,116.94

ACCESS*

Patients seen in 24 months	Total	Change since previous quarter
Quarter ending September 2018	174	
Quarter ending December 2018	164	↓
Quarter ending March 2019	175	↑
Quarter ending June 2019	187	↑
Quarter ending September 2019	199	↑
Variance since September 2018	14.4%	↑



ACTIVITY



Month	2019	2020
April	39	-21
May	73	39
June	111	72
July	154	147
August	212	169
September	260	198
October	317	
November	376	
December	415	
January	421	
February	512	
March	621	
April	635	
May	635	
June	635	

QUALITY

	Quantity	Base Number	Contract	AT	Region	England
% of FP17s for the same patient ID Re-attending within 3 months - Children	2	48	4.2%	10.9%	11.3%	11.5%
% of FP17s for the same patient ID Re-attending within 3 months - Adults	2	34	5.9%	14.3%	14.7%	15.4%
% of FP17s for the same patient ID Re-attending between 3 & 9 months - Children	22	48	45.8%	59.1%	60.8%	59.7%
% of FP17s for the same patient ID Re-attending between 3 & 9 months - Adults	11	34	32.4%	49.6%	52.8%	51.7%
% of FP17s for Band 1 Urgent Courses	8	79	10.1%	8.8%	8.2%	9.2%
% of FP17s Relating to Free Repair or Replacements	0	79	0.0%	0.6%	0.7%	0.7%
% of FP17s Relating to Continuations	0	79	0.0%	0.7%	0.8%	0.8%
% of Patients satisfied with the dentistry they have received	0	0	N/A	93.8%	93.2%	93.5%
% of Patients satisfied with the time they had to wait for an appointment	0	0	N/A	88.4%	88.5%	87.4%

* This is based on patients treated on this contract for their most recent course of treatment. Figures in italics indicate the base number of FP17s or Patient Questionnaire responses are less than 100. N/A is shown where the base number of responses is less than 10 during the period. % is calculated as Quantity/Base number*100

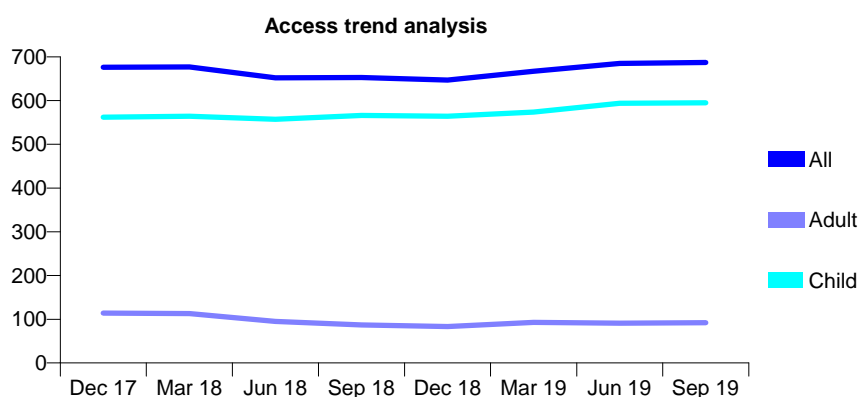
Q58 - Vital Signs At a Glance Contract Report for 263605/0002 - September 2019

Name or company name	MR MD VERNON
Contract type name	GDS Contract
Purpose of contract	General
Contract start date	01/02/2010
Contract end date	

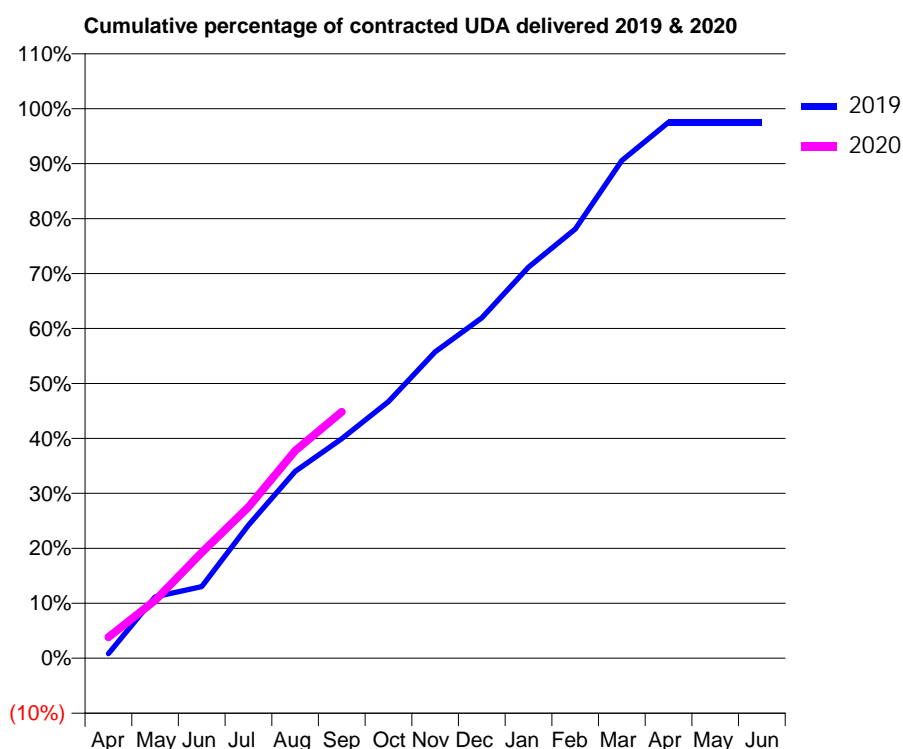
19/20 Contracted general activity (UDA)	1,184
Carry forward general activity (UDA)	0
19/20 Contracted orthodontic activity (UOA)	0
Carry forward orthodontic activity (UOA)	0
Baseline contract value	£32,560.16

ACCESS*

Patients seen in 24 months	Total	Change since previous quarter
Quarter ending September 2018	653	
Quarter ending December 2018	647	→
Quarter ending March 2019	667	↑
Quarter ending June 2019	685	↑
Quarter ending September 2019	687	→
Variance since September 2018	5.2%	↑



ACTIVITY



Month	2019	2020
April	10	45
May	132	125
June	154	228
July	287	326
August	403	447
September	473	531
October	553	
November	660	
December	733	
January	843	
February	925	
March	1,072	
April	1,155	
May	1,155	
June	1,155	

QUALITY

	Quantity	Base Number	Contract	AT	Region	England
% of FP17s for the same patient ID Re-attending within 3 months - Children	14	448	3.1%	10.9%	11.3%	11.5%
% of FP17s for the same patient ID Re-attending within 3 months - Adults	0	20	0.0%	14.3%	14.7%	15.4%
% of FP17s for the same patient ID Re-attending between 3 & 9 months - Children	272	448	60.7%	59.1%	60.8%	59.7%
% of FP17s for the same patient ID Re-attending between 3 & 9 months - Adults	10	20	50.0%	49.6%	52.8%	51.7%
% of FP17s for Band 1 Urgent Courses	4	408	1.0%	8.8%	8.2%	9.2%
% of FP17s Relating to Free Repair or Replacements	0	408	0.0%	0.6%	0.7%	0.7%
% of FP17s Relating to Continuations	0	408	0.0%	0.7%	0.8%	0.8%
% of Patients satisfied with the dentistry they have received	0	0	N/A	93.8%	93.2%	93.5%
% of Patients satisfied with the time they had to wait for an appointment	0	0	N/A	88.4%	88.5%	87.4%

* This is based on patients treated on this contract for their most recent course of treatment. Figures in italics indicate the base number of FP17s or Patient Questionnaire responses are less than 100. N/A is shown where the base number of responses is less than 10 during the period. % is calculated as Quantity/Base number*100

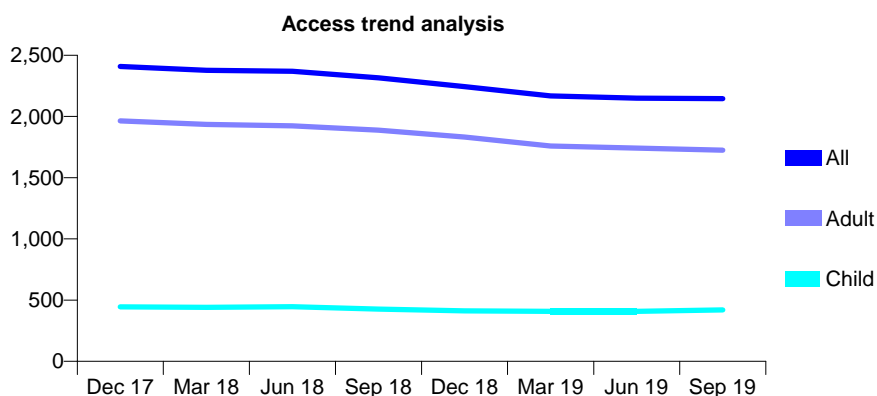
Q58 - Vital Signs At a Glance Contract Report for 264245/0002 - September 2019

Name or company name	MR P PATEL
Contract type name	GDS Contract
Purpose of contract	General
Contract start date	01/04/2012
Contract end date	

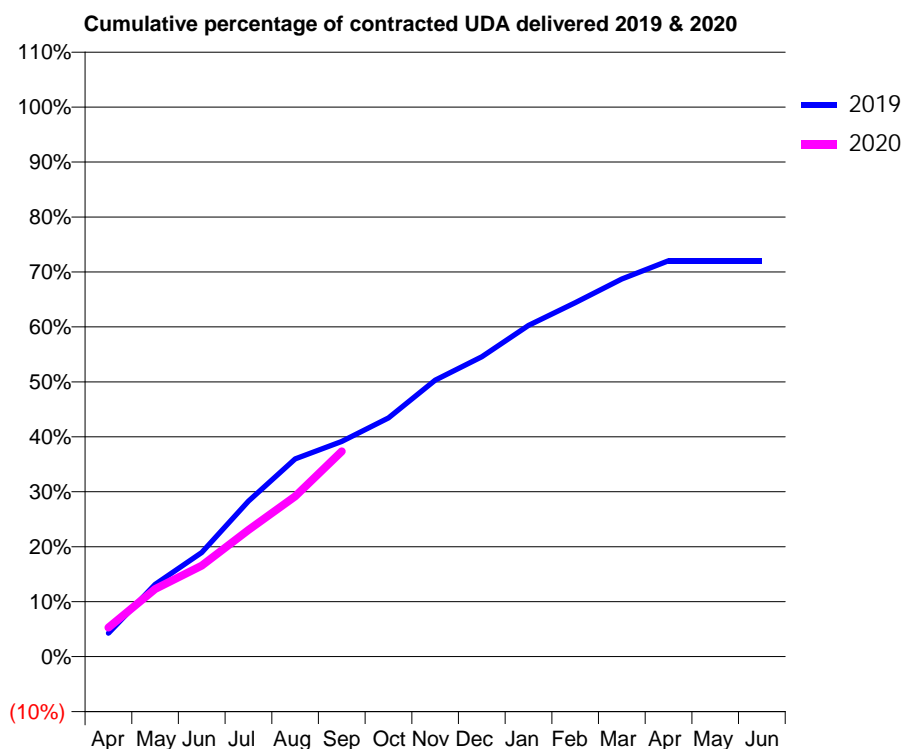
19/20 Contracted general activity (UDA)	8,709
Carry forward general activity (UDA)	0
19/20 Contracted orthodontic activity (UOA)	0
Carry forward orthodontic activity (UOA)	0
Baseline contract value	£186,863.98

ACCESS*

Patients seen in 24 months	Total	Change since previous quarter
Quarter ending September 2018	2,315	
Quarter ending December 2018	2,244	↓
Quarter ending March 2019	2,168	↓
Quarter ending June 2019	2,150	→
Quarter ending September 2019	2,145	→
Variance since September 2018	(7.3%)	↓



ACTIVITY



Month	Adjusted Scheduled Activity (UDA)	
	2019	2020
April	372	463
May	1,146	1,073
June	1,649	1,442
July	2,464	2,010
August	3,133	2,541
September	3,411	3,253
October	3,783	
November	4,382	
December	4,752	
January	5,249	
February	5,608	
March	5,983	
April	6,273	
May	6,273	
June	6,273	

QUALITY

	Quantity	Base Number	Contract	AT	Region	England
% of FP17s for the same patient ID Re-attending within 3 months - Children	14	358	3.9%	10.9%	11.3%	11.5%
% of FP17s for the same patient ID Re-attending within 3 months - Adults	201	1,484	13.5%	14.3%	14.7%	15.4%
% of FP17s for the same patient ID Re-attending between 3 & 9 months - Children	213	358	59.5%	59.1%	60.8%	59.7%
% of FP17s for the same patient ID Re-attending between 3 & 9 months - Adults	933	1,484	62.9%	49.6%	52.8%	51.7%
% of FP17s for Band 1 Urgent Courses	78	1,667	4.7%	8.8%	8.2%	9.2%
% of FP17s Relating to Free Repair or Replacements	41	1,667	2.5%	0.6%	0.7%	0.7%
% of FP17s Relating to Continuations	27	1,667	1.6%	0.7%	0.8%	0.8%
% of Patients satisfied with the dentistry they have received	0	0	N/A	93.8%	93.2%	93.5%
% of Patients satisfied with the time they had to wait for an appointment	0	0	N/A	88.4%	88.5%	87.4%

* This is based on patients treated on this contract for their most recent course of treatment. Figures in italics indicate the base number of FP17s or Patient Questionnaire responses are less than 100. N/A is shown where the base number of responses is less than 10 during the period. % is calculated as Quantity/Base number*100

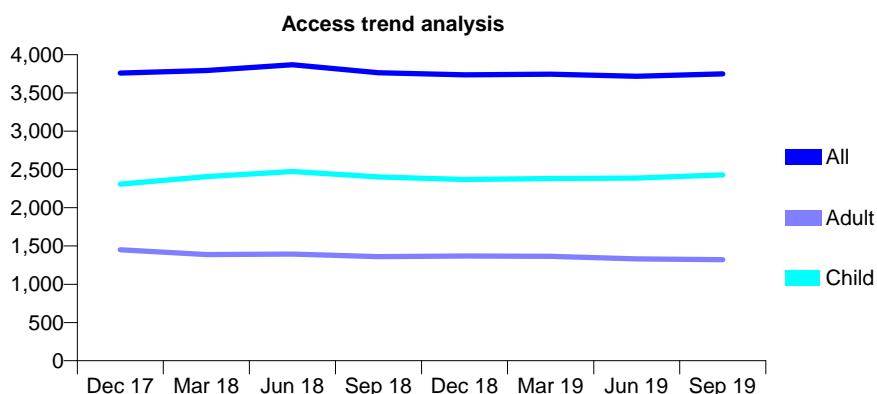
Q58 - Vital Signs At a Glance Contract Report for 269735/0001 - September 2019

Name or company name	MR JS CHADHA
Contract type name	GDS Contract
Purpose of contract	General
Contract start date	01/08/2007
Contract end date	

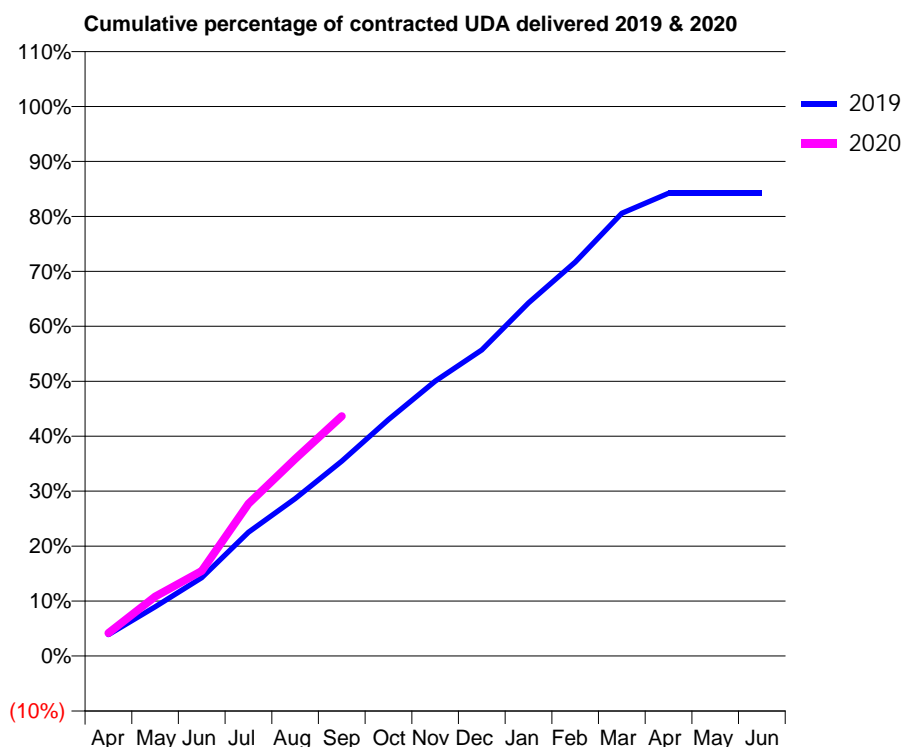
19/20 Contracted general activity (UDA)	14,113
Carry forward general activity (UDA)	0
19/20 Contracted orthodontic activity (UOA)	0
Carry forward orthodontic activity (UOA)	0
Baseline contract value	£269,429.81

ACCESS*

Patients seen in 24 months	Total	Change since previous quarter
Quarter ending September 2018	3,763	
Quarter ending December 2018	3,736	→
Quarter ending March 2019	3,745	→
Quarter ending June 2019	3,717	→
Quarter ending September 2019	3,750	→
Variance since September 2018	(0.3%)	→



ACTIVITY



Month	Adjusted Scheduled Activity (UDA)	
	2019	2020
April	550	590
May	1,267	1,525
June	2,012	2,185
July	3,181	3,912
August	4,044	5,060
September	5,004	6,158
October	6,074	
November	7,061	
December	7,861	
January	9,069	
February	10,120	
March	11,370	
April	11,883	
May	11,882	
June	11,882	

QUALITY

	Quantity	Base Number	Contract	AT	Region	England
% of FP17s for the same patient ID Re-attending within 3 months - Children	430	2,265	19.0%	10.9%	11.3%	11.5%
% of FP17s for the same patient ID Re-attending within 3 months - Adults	359	1,032	34.8%	14.3%	14.7%	15.4%
% of FP17s for the same patient ID Re-attending between 3 & 9 months - Children	1,321	2,265	58.3%	59.1%	60.8%	59.7%
% of FP17s for the same patient ID Re-attending between 3 & 9 months - Adults	425	1,032	41.2%	49.6%	52.8%	51.7%
% of FP17s for Band 1 Urgent Courses	367	3,096	11.9%	8.8%	8.2%	9.2%
% of FP17s Relating to Free Repair or Replacements	0	3,096	0.0%	0.6%	0.7%	0.7%
% of FP17s Relating to Continuations	0	3,096	0.0%	0.7%	0.8%	0.8%
% of Patients satisfied with the dentistry they have received	1	1	N/A	93.8%	93.2%	93.5%
% of Patients satisfied with the time they had to wait for an appointment	1	1	N/A	88.4%	88.5%	87.4%

* This is based on patients treated on this contract for their most recent course of treatment. Figures in italics indicate the base number of FP17s or Patient Questionnaire responses are less than 100. N/A is shown where the base number of responses is less than 10 during the period. % is calculated as Quantity/Base number*100

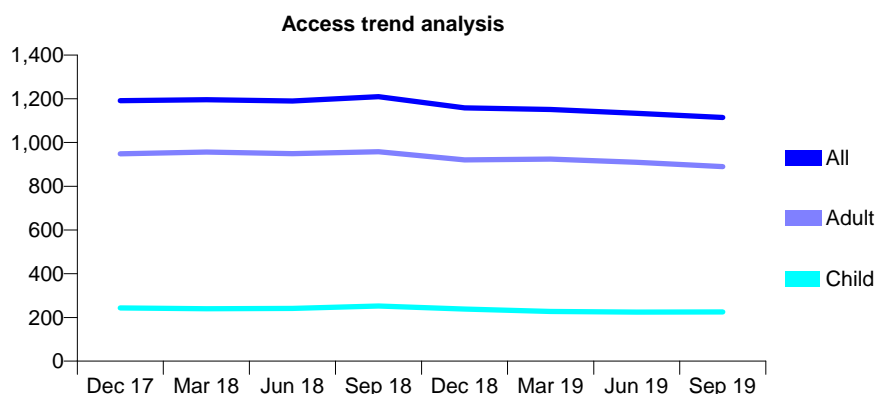
Q58 - Vital Signs At a Glance Contract Report for 270946/0001 - September 2019

Name or company name	MISS M AFKHAMI MADANI
Contract type name	GDS Contract
Purpose of contract	General
Contract start date	01/04/2006
Contract end date	

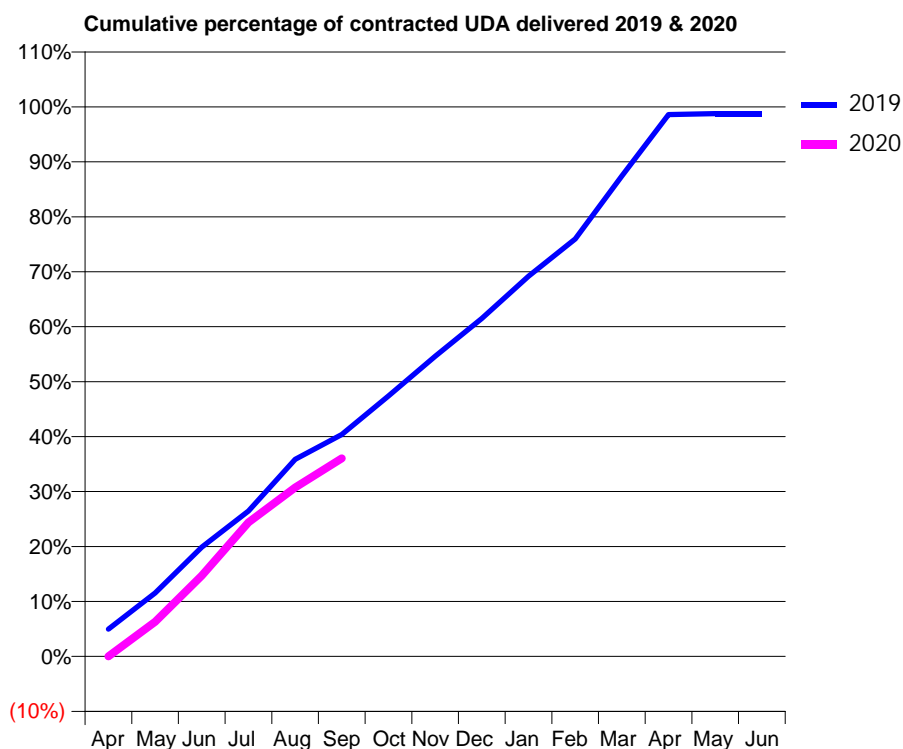
19/20 Contracted general activity (UDA)	3,481
Carry forward general activity (UDA)	0
19/20 Contracted orthodontic activity (UOA)	0
Carry forward orthodontic activity (UOA)	0
Baseline contract value	£96,025.62

ACCESS*

Patients seen in 24 months	Total	Change since previous quarter
Quarter ending September 2018	1,210	
Quarter ending December 2018	1,158	↓
Quarter ending March 2019	1,151	→
Quarter ending June 2019	1,134	↓
Quarter ending September 2019	1,115	↓
Variance since September 2018	(7.9%)	↓



ACTIVITY



Month	2019	2020
April	173	0
May	403	219
June	692	511
July	921	849
August	1,248	1,070
September	1,405	1,255
October	1,650	
November	1,901	
December	2,141	
January	2,408	
February	2,645	
March	3,043	
April	3,432	
May	3,438	
June	3,438	

QUALITY

	Quantity	Base Number	Contract	AT	Region	England
% of FP17s for the same patient ID Re-attending within 3 months - Children	0	108	0.0%	10.9%	11.3%	11.5%
% of FP17s for the same patient ID Re-attending within 3 months - Adults	86	586	14.7%	14.3%	14.7%	15.4%
% of FP17s for the same patient ID Re-attending between 3 & 9 months - Children	47	108	43.5%	59.1%	60.8%	59.7%
% of FP17s for the same patient ID Re-attending between 3 & 9 months - Adults	322	586	54.9%	49.6%	52.8%	51.7%
% of FP17s for Band 1 Urgent Courses	34	571	6.0%	8.8%	8.2%	9.2%
% of FP17s Relating to Free Repair or Replacements	8	571	1.4%	0.6%	0.7%	0.7%
% of FP17s Relating to Continuations	1	571	0.2%	0.7%	0.8%	0.8%
% of Patients satisfied with the dentistry they have received	2	2	N/A	93.8%	93.2%	93.5%
% of Patients satisfied with the time they had to wait for an appointment	2	2	N/A	88.4%	88.5%	87.4%

* This is based on patients treated on this contract for their most recent course of treatment. Figures in italics indicate the base number of FP17s or Patient Questionnaire responses are less than 100. N/A is shown where the base number of responses is less than 10 during the period. % is calculated as Quantity/Base number*100

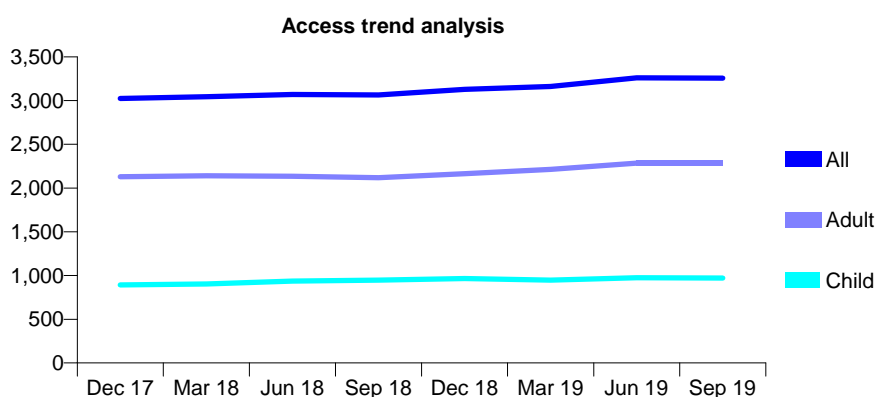
Q58 - Vital Signs At a Glance Contract Report for 273767/0001 - September 2019

Name or company name	MR V GEHANI
Contract type name	GDS Contract
Purpose of contract	General
Contract start date	01/04/2006
Contract end date	

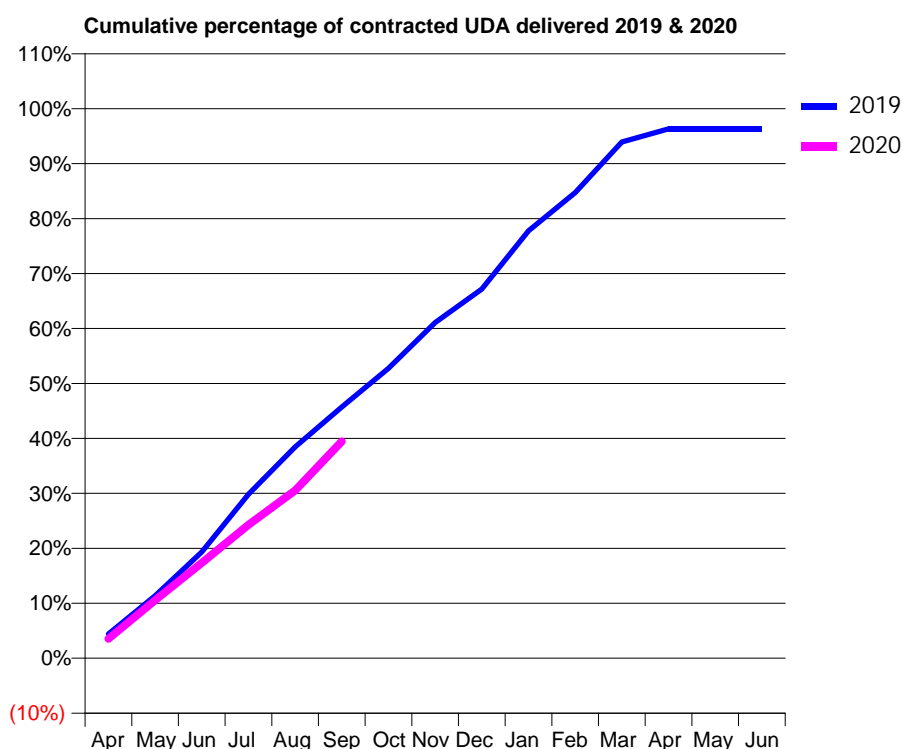
19/20 Contracted general activity (UDA)	6,854
Carry forward general activity (UDA)	0
19/20 Contracted orthodontic activity (UOA)	0
Carry forward orthodontic activity (UOA)	0
Baseline contract value	£179,807.28

ACCESS*

Patients seen in 24 months	Total	Change since previous quarter
Quarter ending September 2018	3,065	
Quarter ending December 2018	3,129	↑
Quarter ending March 2019	3,161	→
Quarter ending June 2019	3,260	↑
Quarter ending September 2019	3,256	→
Variance since September 2018	6.2%	↑



ACTIVITY



Month	2019	2020
April	303	244
May	780	725
June	1,325	1,189
July	2,045	1,664
August	2,635	2,093
September	3,133	2,704
October	3,616	
November	4,187	
December	4,603	
January	5,329	
February	5,808	
March	6,438	
April	6,602	
May	6,602	
June	6,602	

QUALITY

	Quantity	Base Number	Contract	AT	Region	England
% of FP17s for the same patient ID Re-attending within 3 months - Children	39	647	6.0%	10.9%	11.3%	11.5%
% of FP17s for the same patient ID Re-attending within 3 months - Adults	145	1,444	10.0%	14.3%	14.7%	15.4%
% of FP17s for the same patient ID Re-attending between 3 & 9 months - Children	265	647	41.0%	59.1%	60.8%	59.7%
% of FP17s for the same patient ID Re-attending between 3 & 9 months - Adults	507	1,444	35.1%	49.6%	52.8%	51.7%
% of FP17s for Band 1 Urgent Courses	132	1,588	8.3%	8.8%	8.2%	9.2%
% of FP17s Relating to Free Repair or Replacements	10	1,588	0.6%	0.6%	0.7%	0.7%
% of FP17s Relating to Continuations	2	1,588	0.1%	0.7%	0.8%	0.8%
% of Patients satisfied with the dentistry they have received	1	1	N/A	93.8%	93.2%	93.5%
% of Patients satisfied with the time they had to wait for an appointment	1	1	N/A	88.4%	88.5%	87.4%

* This is based on patients treated on this contract for their most recent course of treatment.

Figures in italics indicate the base number of FP17s or Patient Questionnaire responses are less than 100. N/A is shown where the base number of responses is less than 10 during the period. % is calculated as Quantity/Base number*100

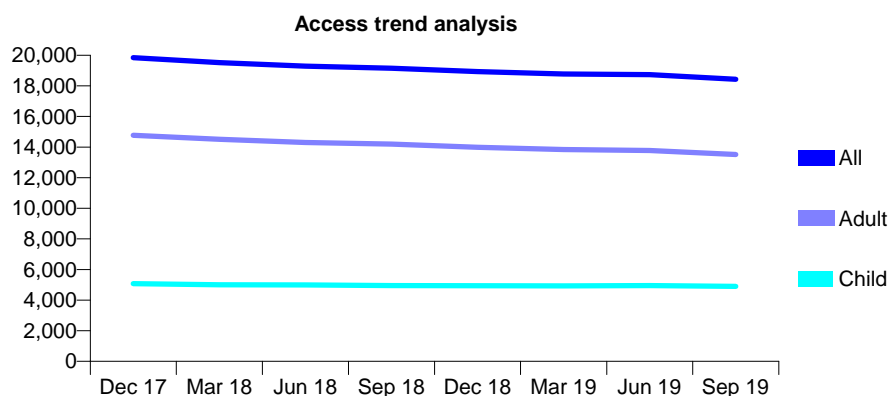
Q58 - Vital Signs At a Glance Contract Report for 273848/0001 - September 2019

Name or company name	MR AT LAMB
Contract type name	GDS Contract
Purpose of contract	General
Contract start date	01/07/2007
Contract end date	

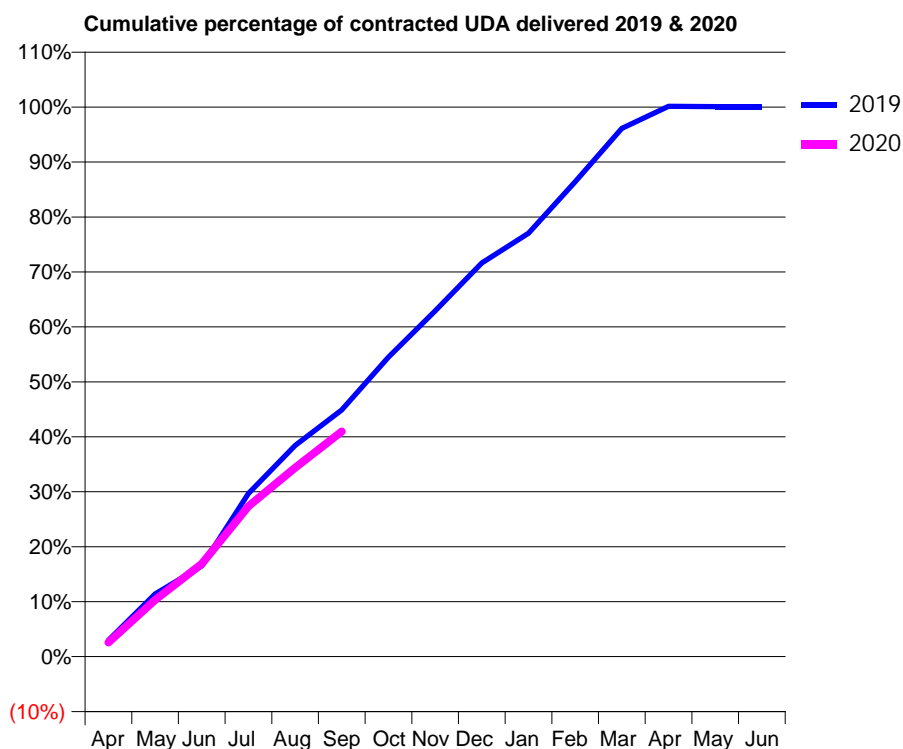
19/20 Contracted general activity (UDA)	44,684
Carry forward general activity (UDA)	-33
19/20 Contracted orthodontic activity (UOA)	0
Carry forward orthodontic activity (UOA)	0
Baseline contract value	£1,140,903.60

ACCESS*

Patients seen in 24 months	Total	Change since previous quarter
Quarter ending September 2018	19,149	
Quarter ending December 2018	18,929	↓
Quarter ending March 2019	18,778	→
Quarter ending June 2019	18,730	→
Quarter ending September 2019	18,423	↓
Variance since September 2018	(3.8%)	↓



ACTIVITY



Month	Adjusted Scheduled Activity (UDA)	
	2019	2020
April	1,339	1,152
May	5,103	4,619
June	7,379	7,546
July	13,265	12,221
August	17,171	15,359
September	20,061	18,310
October	24,362	
November	28,111	
December	32,004	
January	34,421	
February	38,624	
March	42,946	
April	44,743	
May	44,729	
June	44,718	

QUALITY

	Quantity	Base Number	Contract	AT	Region	England
% of FP17s for the same patient ID Re-attending within 3 months - Children	185	3,432	5.4%	10.9%	11.3%	11.5%
% of FP17s for the same patient ID Re-attending within 3 months - Adults	696	7,962	8.7%	14.3%	14.7%	15.4%
% of FP17s for the same patient ID Re-attending between 3 & 9 months - Children	2,113	3,432	61.6%	59.1%	60.8%	59.7%
% of FP17s for the same patient ID Re-attending between 3 & 9 months - Adults	4,160	7,962	52.2%	49.6%	52.8%	51.7%
% of FP17s for Band 1 Urgent Courses	341	10,476	3.3%	8.8%	8.2%	9.2%
% of FP17s Relating to Free Repair or Replacements	86	10,476	0.8%	0.6%	0.7%	0.7%
% of FP17s Relating to Continuations	46	10,476	0.4%	0.7%	0.8%	0.8%
% of Patients satisfied with the dentistry they have received	2	2	N/A	93.8%	93.2%	93.5%
% of Patients satisfied with the time they had to wait for an appointment	2	2	N/A	88.4%	88.5%	87.4%

* This is based on patients treated on this contract for their most recent course of treatment. Figures in italics indicate the base number of FP17s or Patient Questionnaire responses are less than 100. N/A is shown where the base number of responses is less than 10 during the period. % is calculated as Quantity/Base number*100

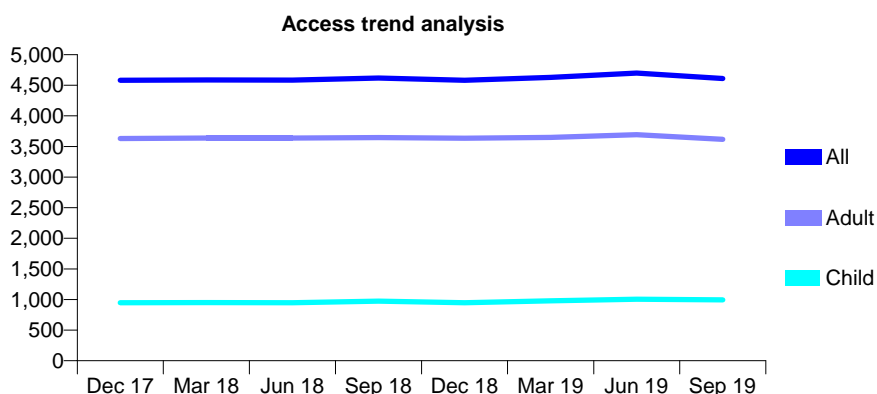
Q58 - Vital Signs At a Glance Contract Report for 274275/0001 - September 2019

Name or company name	MR A SHAH
Contract type name	GDS Contract
Purpose of contract	General
Contract start date	01/10/2010
Contract end date	

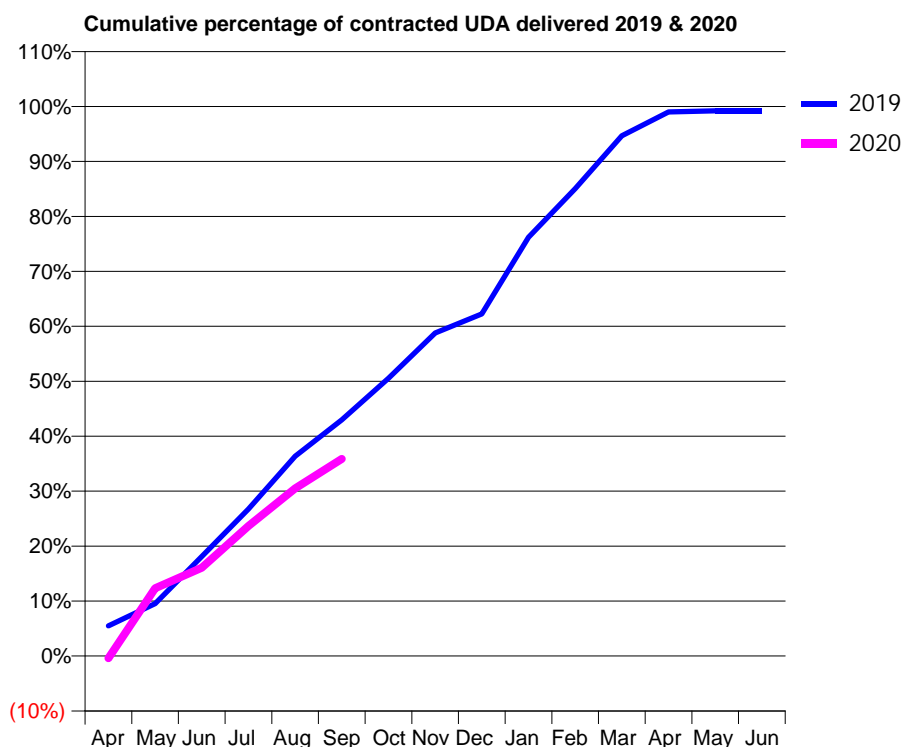
19/20 Contracted general activity (UDA)	11,715
Carry forward general activity (UDA)	91
19/20 Contracted orthodontic activity (UOA)	0
Carry forward orthodontic activity (UOA)	0
Baseline contract value	£305,535.71

ACCESS*

Patients seen in 24 months	Total	Change since previous quarter
Quarter ending September 2018	4,618	
Quarter ending December 2018	4,583	→
Quarter ending March 2019	4,628	→
Quarter ending June 2019	4,698	→
Quarter ending September 2019	4,612	↓
Variance since September 2018	(0.1%)	→



ACTIVITY



Month	Adjusted Scheduled Activity (UDA)	
	2019	2020
April	643	-50
May	1,119	1,447
June	2,119	1,880
July	3,135	2,773
August	4,260	3,574
September	5,035	4,200
October	5,920	
November	6,886	
December	7,294	
January	8,927	
February	9,963	
March	11,088	
April	11,596	
May	11,624	
June	11,624	

QUALITY

	Quantity	Base Number	Contract	AT	Region	England
% of FP17s for the same patient ID Re-attending within 3 months - Children	64	811	7.9%	10.9%	11.3%	11.5%
% of FP17s for the same patient ID Re-attending within 3 months - Adults	253	2,449	10.3%	14.3%	14.7%	15.4%
% of FP17s for the same patient ID Re-attending between 3 & 9 months - Children	527	811	65.0%	59.1%	60.8%	59.7%
% of FP17s for the same patient ID Re-attending between 3 & 9 months - Adults	1,627	2,449	66.4%	49.6%	52.8%	51.7%
% of FP17s for Band 1 Urgent Courses	97	2,377	4.1%	8.8%	8.2%	9.2%
% of FP17s Relating to Free Repair or Replacements	6	2,377	0.3%	0.6%	0.7%	0.7%
% of FP17s Relating to Continuations	3	2,377	0.1%	0.7%	0.8%	0.8%
% of Patients satisfied with the dentistry they have received	2	2	N/A	93.8%	93.2%	93.5%
% of Patients satisfied with the time they had to wait for an appointment	2	2	N/A	88.4%	88.5%	87.4%

* This is based on patients treated on this contract for their most recent course of treatment. Figures in italics indicate the base number of FP17s or Patient Questionnaire responses are less than 100. N/A is shown where the base number of responses is less than 10 during the period. % is calculated as Quantity/Base number*100

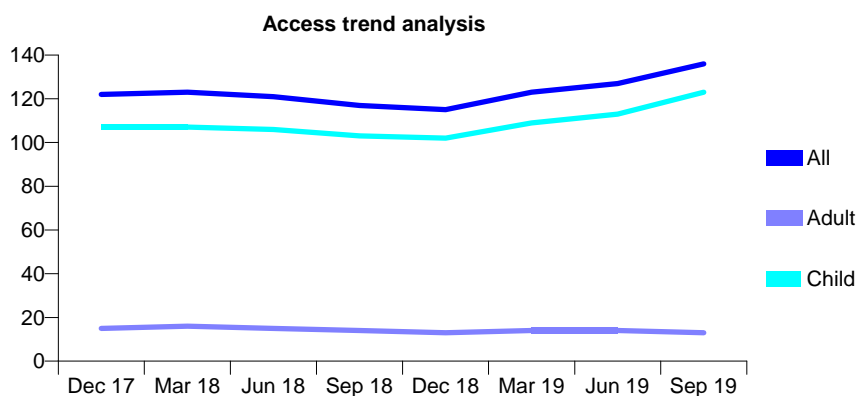
Q58 - Vital Signs At a Glance Contract Report for 274658/0001 - September 2019

Name or company name	MS D FERATI
Contract type name	GDS Contract
Purpose of contract	General
Contract start date	08/10/2015
Contract end date	

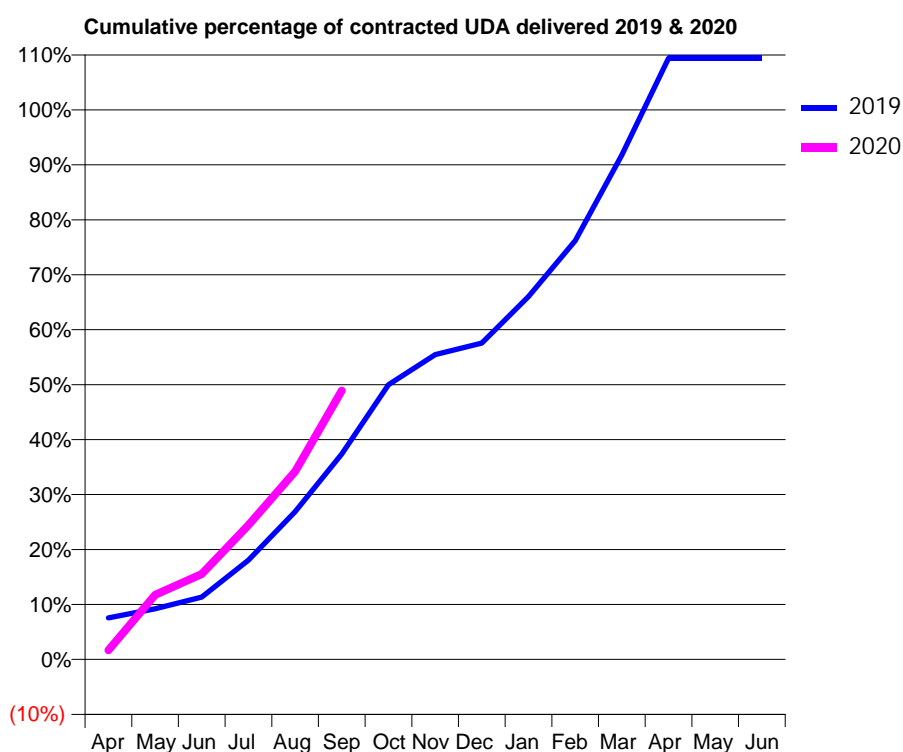
19/20 Contracted general activity (UDA)	238
Carry forward general activity (UDA)	-4
19/20 Contracted orthodontic activity (UOA)	0
Carry forward orthodontic activity (UOA)	0
Baseline contract value	£6,289.34

ACCESS*

Patients seen in 24 months	Total	Change since previous quarter
Quarter ending September 2018	117	
Quarter ending December 2018	115	↓
Quarter ending March 2019	123	↑
Quarter ending June 2019	127	↑
Quarter ending September 2019	136	↑
Variance since September 2018	16.2%	↑



ACTIVITY



Month	Adjusted Scheduled Activity (UDA)	
	2019	2020
April	18	4
May	22	28
June	27	37
July	43	58
August	64	81
September	89	116
October	119	
November	132	
December	137	
January	157	
February	181	
March	218	
April	260	
May	260	
June	260	

QUALITY

	Quantity	Base Number	Contract	AT	Region	England
% of FP17s for the same patient ID Re-attending within 3 months - Children	5	109	4.6%	10.9%	11.3%	11.5%
% of FP17s for the same patient ID Re-attending within 3 months - Adults	0	0	N/A	14.3%	14.7%	15.4%
% of FP17s for the same patient ID Re-attending between 3 & 9 months - Children	66	109	60.6%	59.1%	60.8%	59.7%
% of FP17s for the same patient ID Re-attending between 3 & 9 months - Adults	0	0	N/A	49.6%	52.8%	51.7%
% of FP17s for Band 1 Urgent Courses	2	94	2.1%	8.8%	8.2%	9.2%
% of FP17s Relating to Free Repair or Replacements	0	94	0.0%	0.6%	0.7%	0.7%
% of FP17s Relating to Continuations	0	94	0.0%	0.7%	0.8%	0.8%
% of Patients satisfied with the dentistry they have received	0	0	N/A	93.8%	93.2%	93.5%
% of Patients satisfied with the time they had to wait for an appointment	0	0	N/A	88.4%	88.5%	87.4%

* This is based on patients treated on this contract for their most recent course of treatment. Figures in italics indicate the base number of FP17s or Patient Questionnaire responses are less than 100. N/A is shown where the base number of responses is less than 10 during the period. % is calculated as Quantity/Base number*100

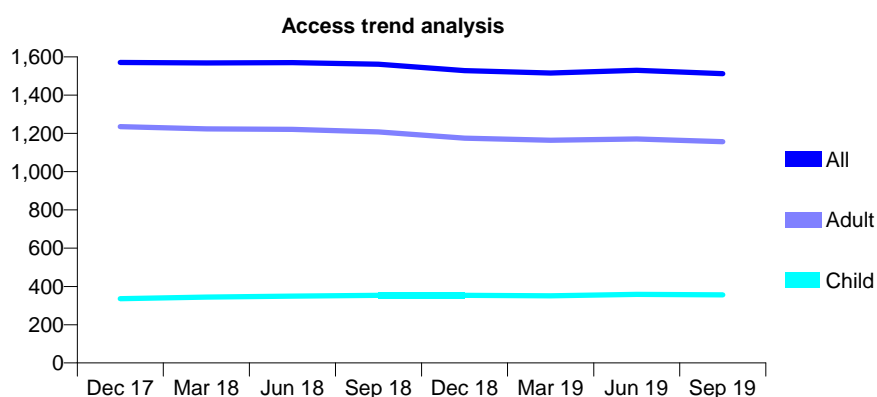
Q58 - Vital Signs At a Glance Contract Report for 278610/0001 - September 2019

Name or company name	MR SK SHAH
Contract type name	GDS Contract
Purpose of contract	General
Contract start date	01/04/2015
Contract end date	

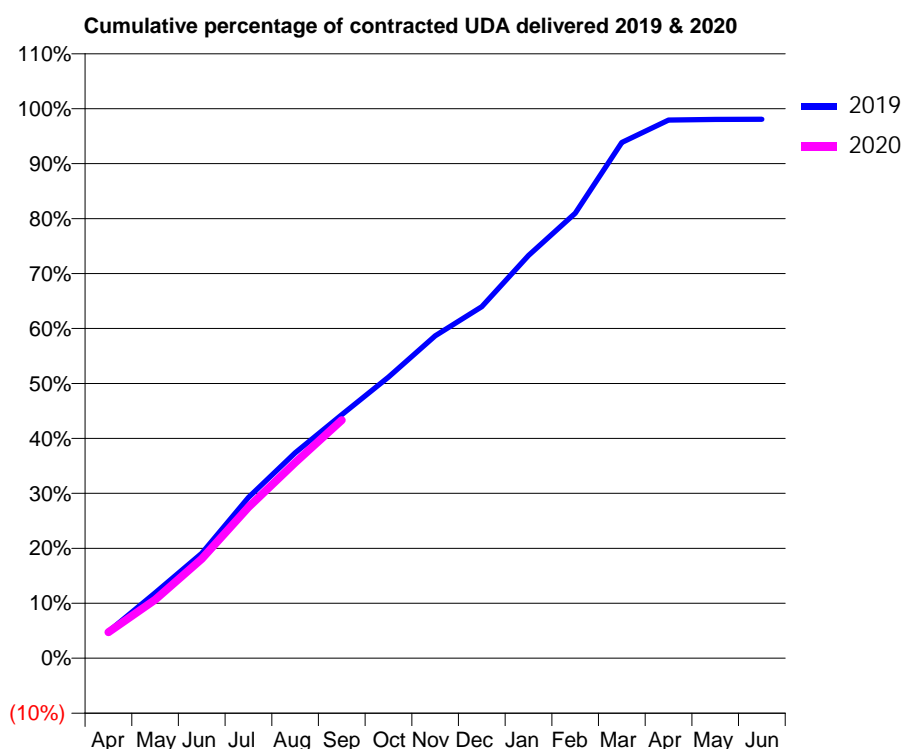
19/20 Contracted general activity (UDA)	3,739
Carry forward general activity (UDA)	0
19/20 Contracted orthodontic activity (UOA)	0
Carry forward orthodontic activity (UOA)	0
Baseline contract value	£95,320.28

ACCESS*

Patients seen in 24 months	Total	Change since previous quarter
Quarter ending September 2018	1,561	
Quarter ending December 2018	1,528	↓
Quarter ending March 2019	1,515	→
Quarter ending June 2019	1,530	→
Quarter ending September 2019	1,512	↓
Variance since September 2018	(3.1%)	↓



ACTIVITY



Month	2019	2020
April	181	177
May	445	398
June	714	676
July	1,094	1,027
August	1,398	1,331
September	1,657	1,620
October	1,913	
November	2,194	
December	2,391	
January	2,741	
February	3,027	
March	3,509	
April	3,662	
May	3,666	
June	3,667	

QUALITY

	Quantity	Base Number	Contract	AT	Region	England
% of FP17s for the same patient ID Re-attending within 3 months - Children	28	308	9.1%	10.9%	11.3%	11.5%
% of FP17s for the same patient ID Re-attending within 3 months - Adults	95	689	13.8%	14.3%	14.7%	15.4%
% of FP17s for the same patient ID Re-attending between 3 & 9 months - Children	199	308	64.6%	59.1%	60.8%	59.7%
% of FP17s for the same patient ID Re-attending between 3 & 9 months - Adults	286	689	41.5%	49.6%	52.8%	51.7%
% of FP17s for Band 1 Urgent Courses	51	912	5.6%	8.8%	8.2%	9.2%
% of FP17s Relating to Free Repair or Replacements	5	912	0.5%	0.6%	0.7%	0.7%
% of FP17s Relating to Continuations	8	912	0.9%	0.7%	0.8%	0.8%
% of Patients satisfied with the dentistry they have received	0	0	N/A	93.8%	93.2%	93.5%
% of Patients satisfied with the time they had to wait for an appointment	0	0	N/A	88.4%	88.5%	87.4%

* This is based on patients treated on this contract for their most recent course of treatment.

Figures in italics indicate the base number of FP17s or Patient Questionnaire responses are less than 100. N/A is shown where the base number of responses is less than 10 during the period. % is calculated as Quantity/Base number*100

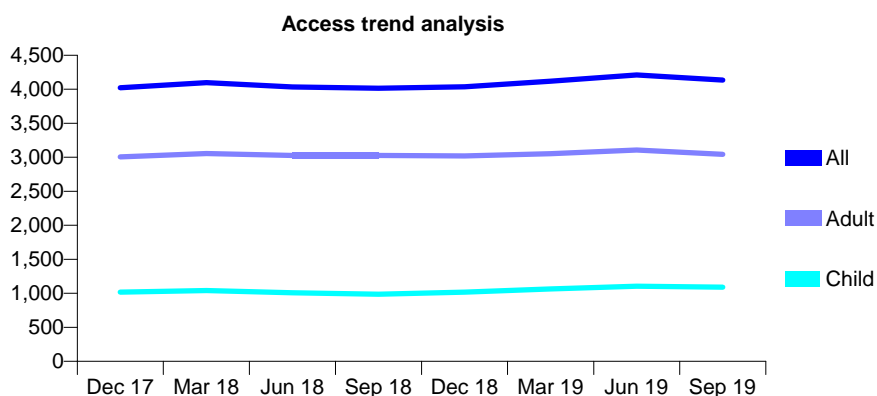
Q58 - Vital Signs At a Glance Contract Report for 278629/0001 - September 2019

Name or company name	MR A PATEL
Contract type name	GDS Contract
Purpose of contract	General
Contract start date	01/02/2010
Contract end date	

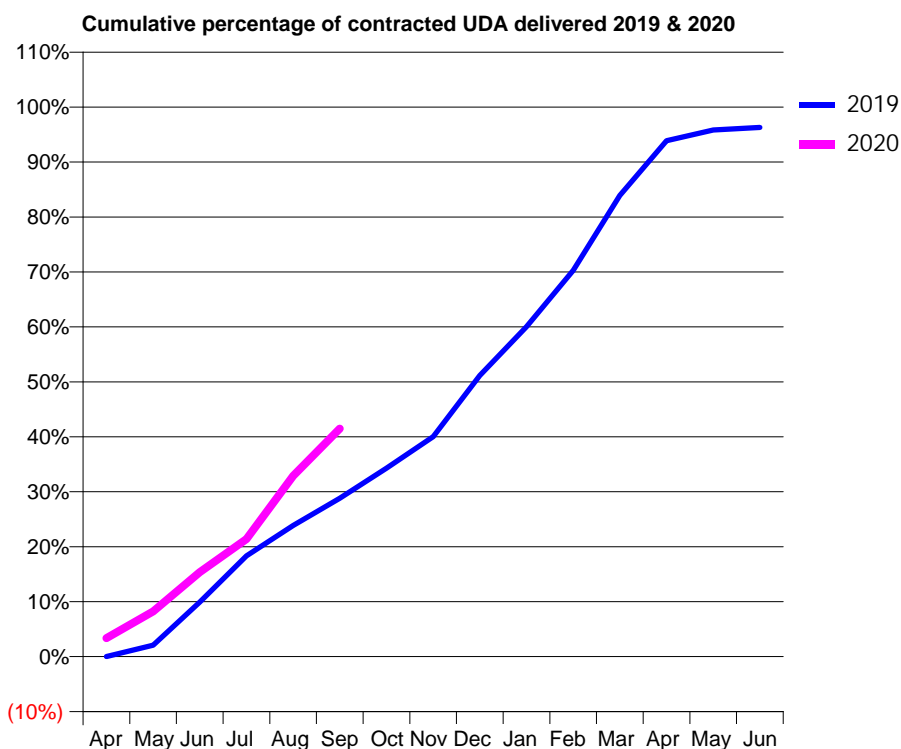
19/20 Contracted general activity (UDA)	11,165
Carry forward general activity (UDA)	0
19/20 Contracted orthodontic activity (UOA)	0
Carry forward orthodontic activity (UOA)	0
Baseline contract value	£287,413.62

ACCESS*

Patients seen in 24 months	Total	Change since previous quarter
Quarter ending September 2018	4,015	
Quarter ending December 2018	4,036	→
Quarter ending March 2019	4,118	↑
Quarter ending June 2019	4,211	↑
Quarter ending September 2019	4,135	↓
Variance since September 2018	3.0%	↑



ACTIVITY



Month	Adjusted Scheduled Activity (UDA)	
	2019	2020
April	0	374
May	234	919
June	1,107	1,717
July	2,048	2,388
August	2,664	3,672
September	3,218	4,632
October	3,830	
November	4,468	
December	5,709	
January	6,703	
February	7,848	
March	9,367	
April	10,481	
May	10,698	
June	10,750	

QUALITY

	Quantity	Base Number	Contract	AT	Region	England
% of FP17s for the same patient ID Re-attending within 3 months - Children	85	800	10.6%	10.9%	11.3%	11.5%
% of FP17s for the same patient ID Re-attending within 3 months - Adults	288	2,089	13.8%	14.3%	14.7%	15.4%
% of FP17s for the same patient ID Re-attending between 3 & 9 months - Children	374	800	46.8%	59.1%	60.8%	59.7%
% of FP17s for the same patient ID Re-attending between 3 & 9 months - Adults	1,045	2,089	50.0%	49.6%	52.8%	51.7%
% of FP17s for Band 1 Urgent Courses	166	2,128	7.8%	8.8%	8.2%	9.2%
% of FP17s Relating to Free Repair or Replacements	42	2,128	2.0%	0.6%	0.7%	0.7%
% of FP17s Relating to Continuations	18	2,128	0.8%	0.7%	0.8%	0.8%
% of Patients satisfied with the dentistry they have received	0	0	N/A	93.8%	93.2%	93.5%
% of Patients satisfied with the time they had to wait for an appointment	0	0	N/A	88.4%	88.5%	87.4%

* This is based on patients treated on this contract for their most recent course of treatment. Figures in italics indicate the base number of FP17s or Patient Questionnaire responses are less than 100. N/A is shown where the base number of responses is less than 10 during the period. % is calculated as Quantity/Base number*100

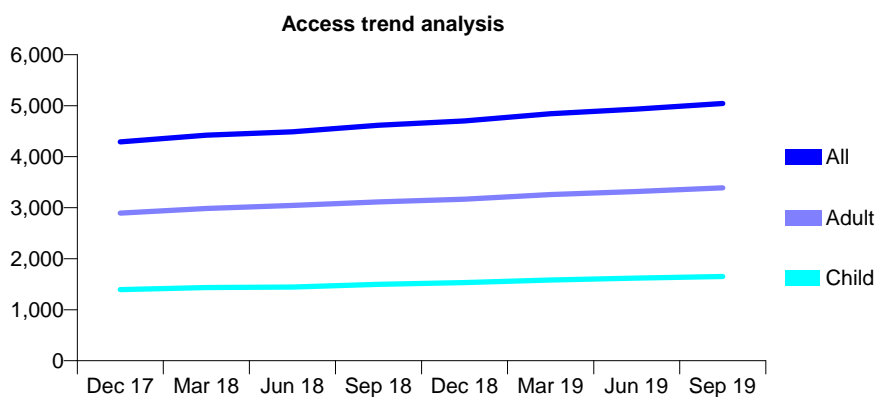
Q58 - Vital Signs At a Glance Contract Report for 279625/0001 - September 2019

Name or company name	MR BS SIDHU
Contract type name	GDS Contract
Purpose of contract	General
Contract start date	10/01/2008
Contract end date	

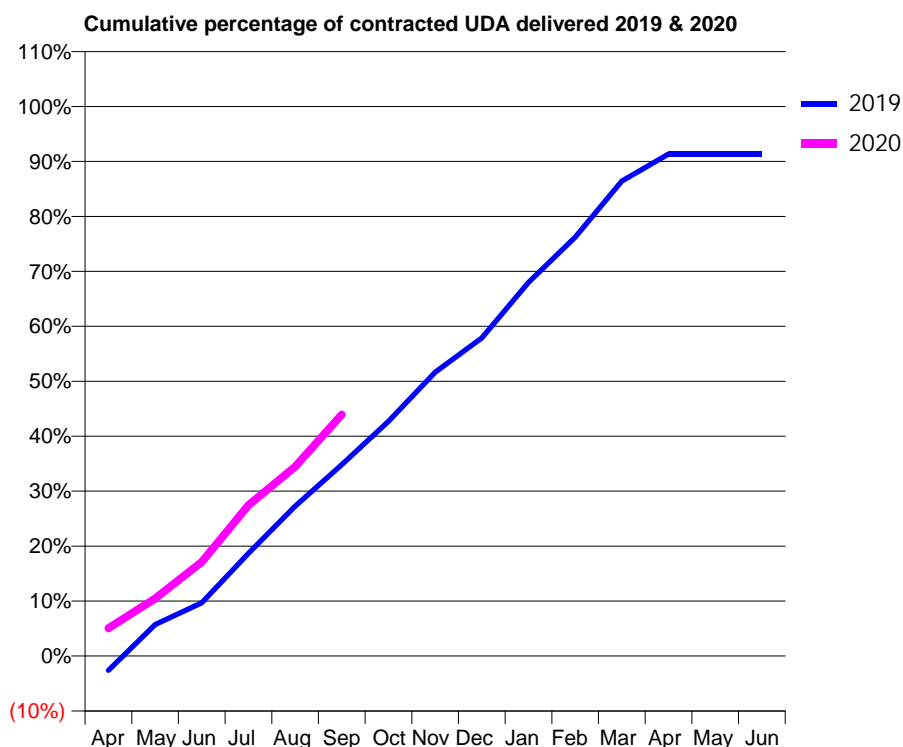
19/20 Contracted general activity (UDA)	12,384
Carry forward general activity (UDA)	0
19/20 Contracted orthodontic activity (UOA)	0
Carry forward orthodontic activity (UOA)	0
Baseline contract value	£308,180.81

ACCESS*

Patients seen in 24 months	Total	Change since previous quarter
Quarter ending September 2018	4,615	
Quarter ending December 2018	4,701	→
Quarter ending March 2019	4,842	↑
Quarter ending June 2019	4,935	→
Quarter ending September 2019	5,041	↑
Variance since September 2018	9.2%	↑



ACTIVITY



Month	Adjusted Scheduled Activity (UDA)	
	2019	2020
April	-326	627
May	709	1,296
June	1,200	2,121
July	2,314	3,401
August	3,379	4,269
September	4,312	5,441
October	5,292	
November	6,398	
December	7,168	
January	8,420	
February	9,440	
March	10,704	
April	11,310	
May	11,313	
June	11,313	

QUALITY

	Quantity	Base Number	Contract	AT	Region	England
% of FP17s for the same patient ID Re-attending within 3 months - Children	71	1,191	6.0%	10.9%	11.3%	11.5%
% of FP17s for the same patient ID Re-attending within 3 months - Adults	294	2,152	13.7%	14.3%	14.7%	15.4%
% of FP17s for the same patient ID Re-attending between 3 & 9 months - Children	698	1,191	58.6%	59.1%	60.8%	59.7%
% of FP17s for the same patient ID Re-attending between 3 & 9 months - Adults	1,043	2,152	48.5%	49.6%	52.8%	51.7%
% of FP17s for Band 1 Urgent Courses	337	3,119	10.8%	8.8%	8.2%	9.2%
% of FP17s Relating to Free Repair or Replacements	27	3,119	0.9%	0.6%	0.7%	0.7%
% of FP17s Relating to Continuations	9	3,119	0.3%	0.7%	0.8%	0.8%
% of Patients satisfied with the dentistry they have received	1	1	N/A	93.8%	93.2%	93.5%
% of Patients satisfied with the time they had to wait for an appointment	1	1	N/A	88.4%	88.5%	87.4%

* This is based on patients treated on this contract for their most recent course of treatment. Figures in italics indicate the base number of FP17s or Patient Questionnaire responses are less than 100. N/A is shown where the base number of responses is less than 10 during the period. % is calculated as Quantity/Base number*100

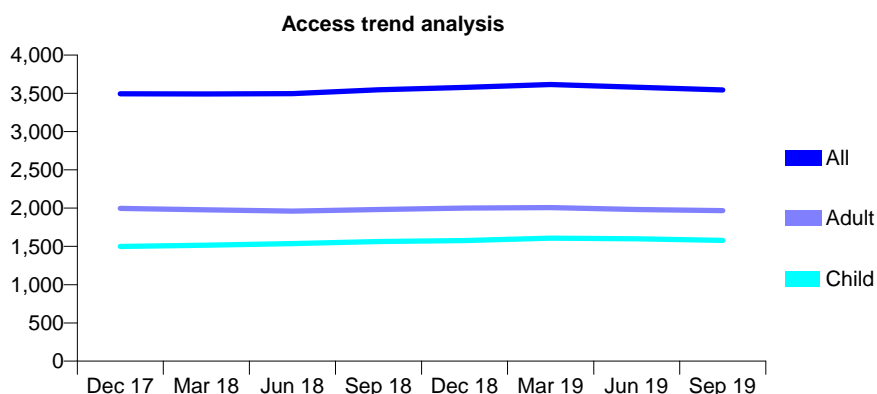
Q58 - Vital Signs At a Glance Contract Report for 288470/0001 - September 2019

Name or company name	MR VB PATEL
Contract type name	GDS Contract
Purpose of contract	General
Contract start date	17/01/2014
Contract end date	

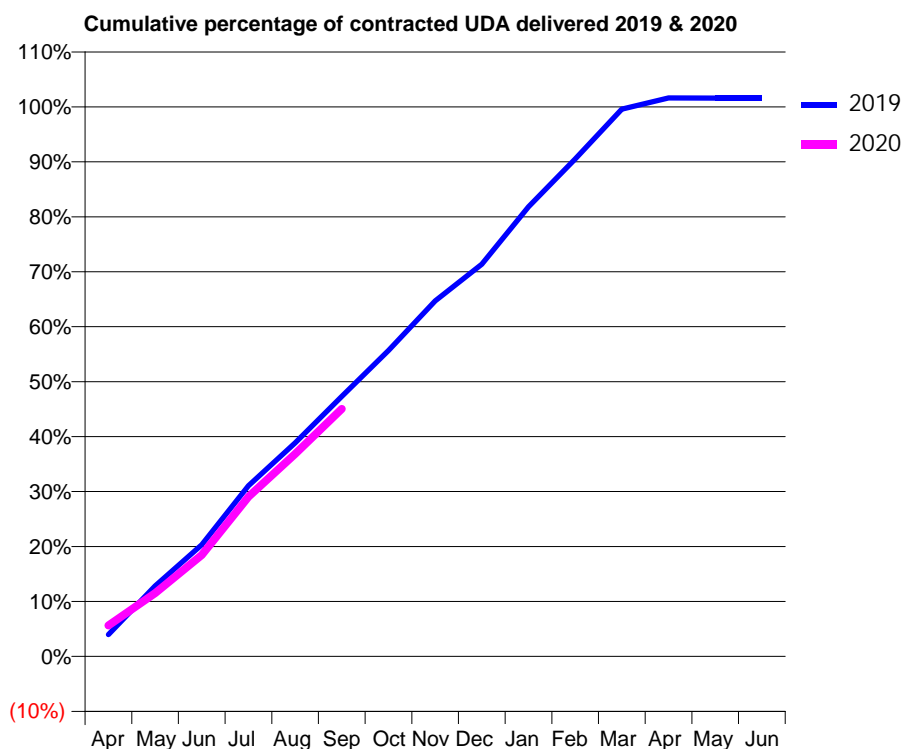
19/20 Contracted general activity (UDA)	9,850
Carry forward general activity (UDA)	0
19/20 Contracted orthodontic activity (UOA)	0
Carry forward orthodontic activity (UOA)	0
Baseline contract value	£262,980.91

ACCESS*

Patients seen in 24 months	Total	Change since previous quarter
Quarter ending September 2018	3,546	
Quarter ending December 2018	3,577	→
Quarter ending March 2019	3,615	→
Quarter ending June 2019	3,579	→
Quarter ending September 2019	3,545	→
Variance since September 2018	(0.0%)	→



ACTIVITY



Month	2019	2020
April	392	555
May	1,263	1,134
June	2,001	1,818
July	3,062	2,863
August	3,829	3,629
September	4,659	4,434
October	5,482	
November	6,374	
December	7,028	
January	8,059	
February	8,918	
March	9,809	
April	10,009	
May	10,008	
June	10,006	

QUALITY

	Quantity	Base Number	Contract	AT	Region	England
% of FP17s for the same patient ID Re-attending within 3 months - Children	168	1,301	12.9%	10.9%	11.3%	11.5%
% of FP17s for the same patient ID Re-attending within 3 months - Adults	181	1,338	13.5%	14.3%	14.7%	15.4%
% of FP17s for the same patient ID Re-attending between 3 & 9 months - Children	840	1,301	64.6%	59.1%	60.8%	59.7%
% of FP17s for the same patient ID Re-attending between 3 & 9 months - Adults	846	1,338	63.2%	49.6%	52.8%	51.7%
% of FP17s for Band 1 Urgent Courses	166	2,531	6.6%	8.8%	8.2%	9.2%
% of FP17s Relating to Free Repair or Replacements	18	2,531	0.7%	0.6%	0.7%	0.7%
% of FP17s Relating to Continuations	13	2,531	0.5%	0.7%	0.8%	0.8%
% of Patients satisfied with the dentistry they have received	4	4	N/A	93.8%	93.2%	93.5%
% of Patients satisfied with the time they had to wait for an appointment	4	4	N/A	88.4%	88.5%	87.4%

* This is based on patients treated on this contract for their most recent course of treatment. Figures in italics indicate the base number of FP17s or Patient Questionnaire responses are less than 100. N/A is shown where the base number of responses is less than 10 during the period. % is calculated as Quantity/Base number*100

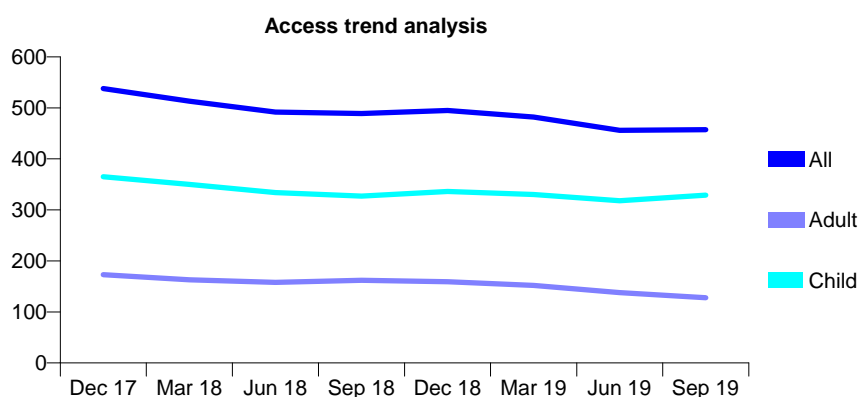
Q58 - Vital Signs At a Glance Contract Report for 295698/0001 - September 2019

Name or company name	MISS A PETKEVICA
Contract type name	GDS Contract
Purpose of contract	General
Contract start date	20/06/2015
Contract end date	

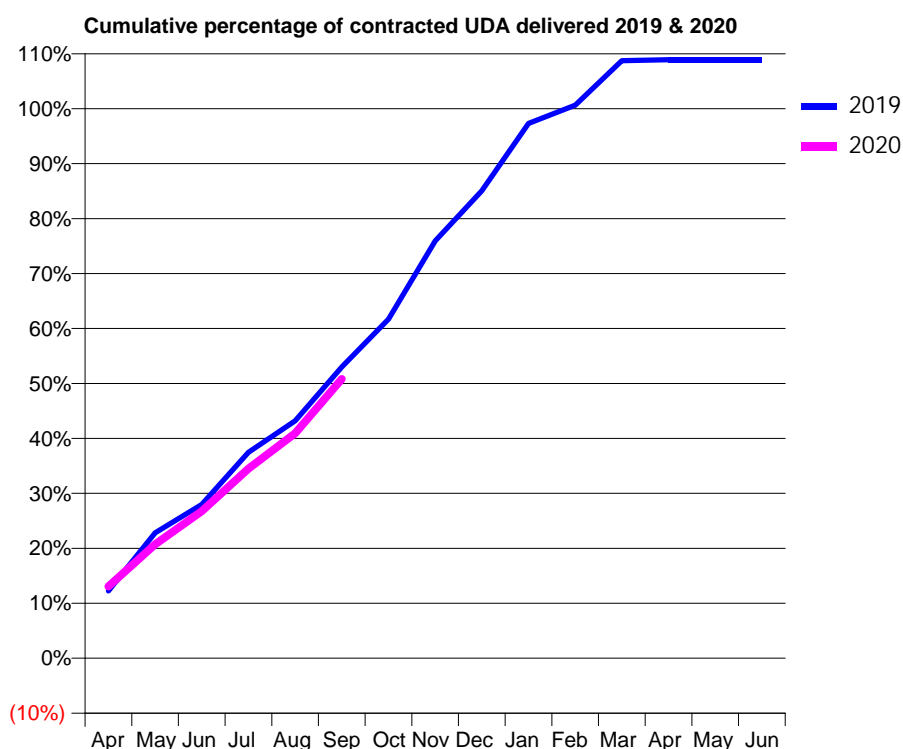
19/20 Contracted general activity (UDA)	1,370
Carry forward general activity (UDA)	-27
19/20 Contracted orthodontic activity (UOA)	0
Carry forward orthodontic activity (UOA)	0
Baseline contract value	£39,191.74

ACCESS*

Patients seen in 24 months	Total	Change since previous quarter
Quarter ending September 2018	489	
Quarter ending December 2018	495	→
Quarter ending March 2019	482	↓
Quarter ending June 2019	456	↓
Quarter ending September 2019	457	→
Variance since September 2018	(6.5%)	↓



ACTIVITY



Month	2019	2020
April	168	179
May	313	284
June	383	366
July	514	473
August	592	561
September	726	696
October	845	
November	1,040	
December	1,165	
January	1,333	
February	1,379	
March	1,490	
April	1,492	
May	1,492	
June	1,492	

QUALITY

	Quantity	Base Number	Contract	AT	Region	England
% of FP17s for the same patient ID Re-attending within 3 months - Children	12	266	4.5%	10.9%	11.3%	11.5%
% of FP17s for the same patient ID Re-attending within 3 months - Adults	7	57	12.3%	14.3%	14.7%	15.4%
% of FP17s for the same patient ID Re-attending between 3 & 9 months - Children	185	266	69.5%	59.1%	60.8%	59.7%
% of FP17s for the same patient ID Re-attending between 3 & 9 months - Adults	32	57	56.1%	49.6%	52.8%	51.7%
% of FP17s for Band 1 Urgent Courses	5	320	1.6%	8.8%	8.2%	9.2%
% of FP17s Relating to Free Repair or Replacements	0	320	0.0%	0.6%	0.7%	0.7%
% of FP17s Relating to Continuations	1	320	0.3%	0.7%	0.8%	0.8%
% of Patients satisfied with the dentistry they have received	0	0	N/A	93.8%	93.2%	93.5%
% of Patients satisfied with the time they had to wait for an appointment	0	0	N/A	88.4%	88.5%	87.4%

* This is based on patients treated on this contract for their most recent course of treatment. Figures in italics indicate the base number of FP17s or Patient Questionnaire responses are less than 100. N/A is shown where the base number of responses is less than 10 during the period. % is calculated as Quantity/Base number*100

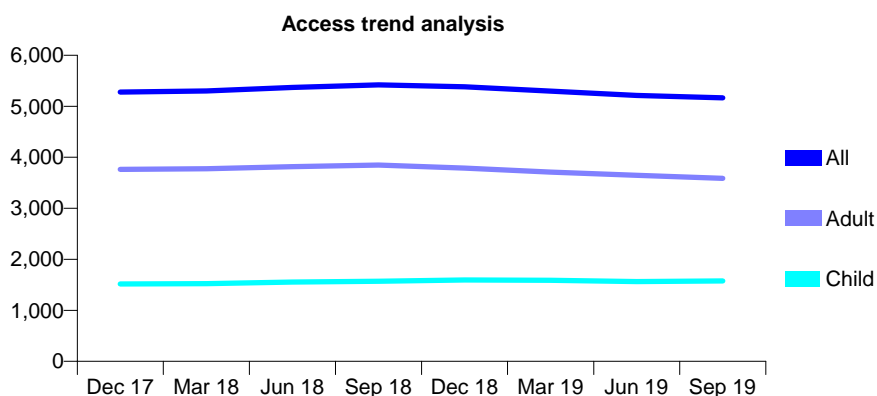
Q58 - Vital Signs At a Glance Contract Report for 306509/0001 - September 2019

Name or company name	Manor Way Dental Practice
Contract type name	GDS Contract
Purpose of contract	General
Contract start date	01/04/2006
Contract end date	

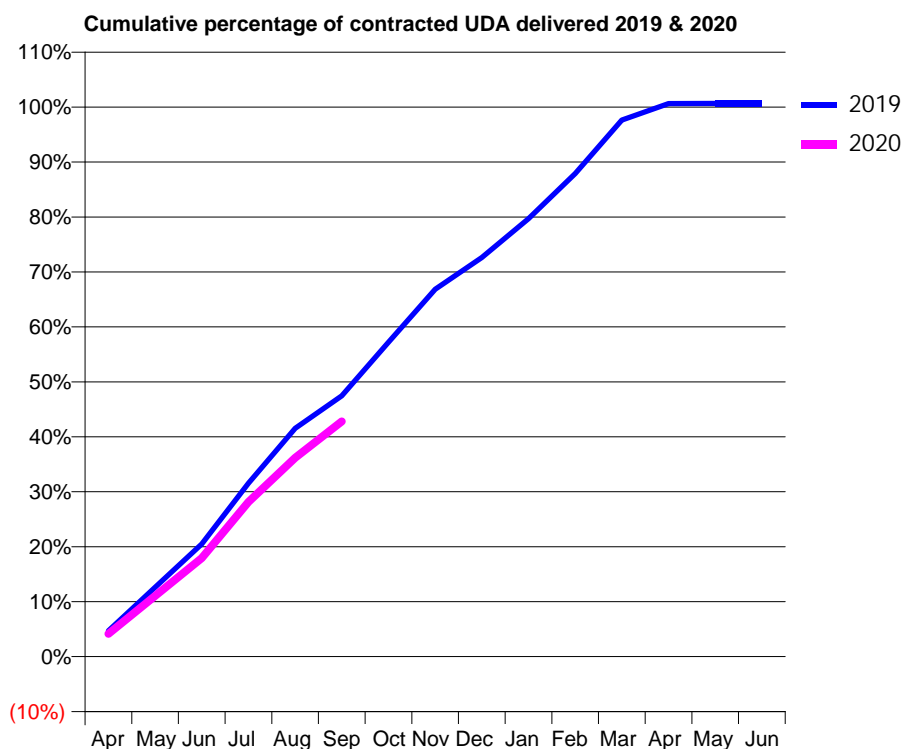
19/20 Contracted general activity (UDA)	12,942
Carry forward general activity (UDA)	0
19/20 Contracted orthodontic activity (UOA)	0
Carry forward orthodontic activity (UOA)	0
Baseline contract value	£380,019.55

ACCESS*

Patients seen in 24 months	Total	Change since previous quarter
Quarter ending September 2018	5,417	
Quarter ending December 2018	5,383	→
Quarter ending March 2019	5,299	↓
Quarter ending June 2019	5,212	↓
Quarter ending September 2019	5,166	→
Variance since September 2018	(4.6%)	↓



ACTIVITY



Month	Adjusted Scheduled Activity (UDA)	
	2019	2020
April	612	539
May	1,634	1,431
June	2,653	2,320
July	4,083	3,641
August	5,375	4,684
September	6,143	5,537
October	7,405	
November	8,652	
December	9,397	
January	10,315	
February	11,377	
March	12,637	
April	13,023	
May	13,026	
June	13,029	

QUALITY

	Quantity	Base Number	Contract	AT	Region	England
% of FP17s for the same patient ID Re-attending within 3 months - Children	93	812	11.5%	10.9%	11.3%	11.5%
% of FP17s for the same patient ID Re-attending within 3 months - Adults	230	1,525	15.1%	14.3%	14.7%	15.4%
% of FP17s for the same patient ID Re-attending between 3 & 9 months - Children	269	812	33.1%	59.1%	60.8%	59.7%
% of FP17s for the same patient ID Re-attending between 3 & 9 months - Adults	387	1,525	25.4%	49.6%	52.8%	51.7%
% of FP17s for Band 1 Urgent Courses	412	2,195	18.8%	8.8%	8.2%	9.2%
% of FP17s Relating to Free Repair or Replacements	25	2,195	1.1%	0.6%	0.7%	0.7%
% of FP17s Relating to Continuations	2	2,195	0.1%	0.7%	0.8%	0.8%
% of Patients satisfied with the dentistry they have received	0	0	N/A	93.8%	93.2%	93.5%
% of Patients satisfied with the time they had to wait for an appointment	0	0	N/A	88.4%	88.5%	87.4%

* This is based on patients treated on this contract for their most recent course of treatment. Figures in italics indicate the base number of FP17s or Patient Questionnaire responses are less than 100. N/A is shown where the base number of responses is less than 10 during the period. % is calculated as Quantity/Base number*100

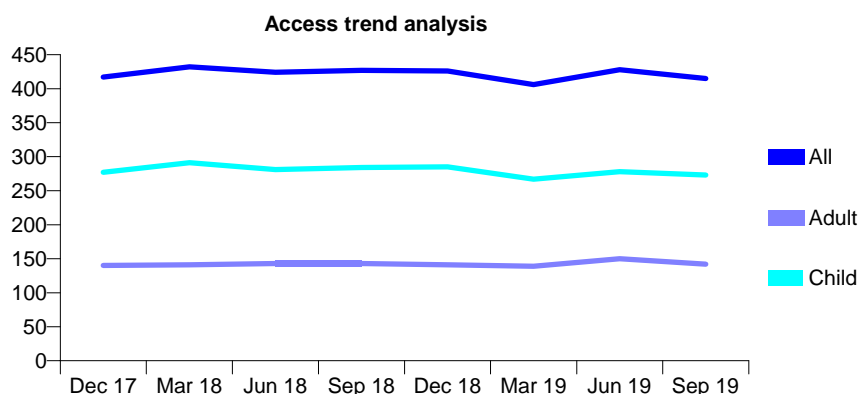
Q58 - Vital Signs At a Glance Contract Report for 309508/0001 - September 2019

Name or company name	Adrian Mullish
Contract type name	GDS Contract
Purpose of contract	General
Contract start date	01/04/2006
Contract end date	

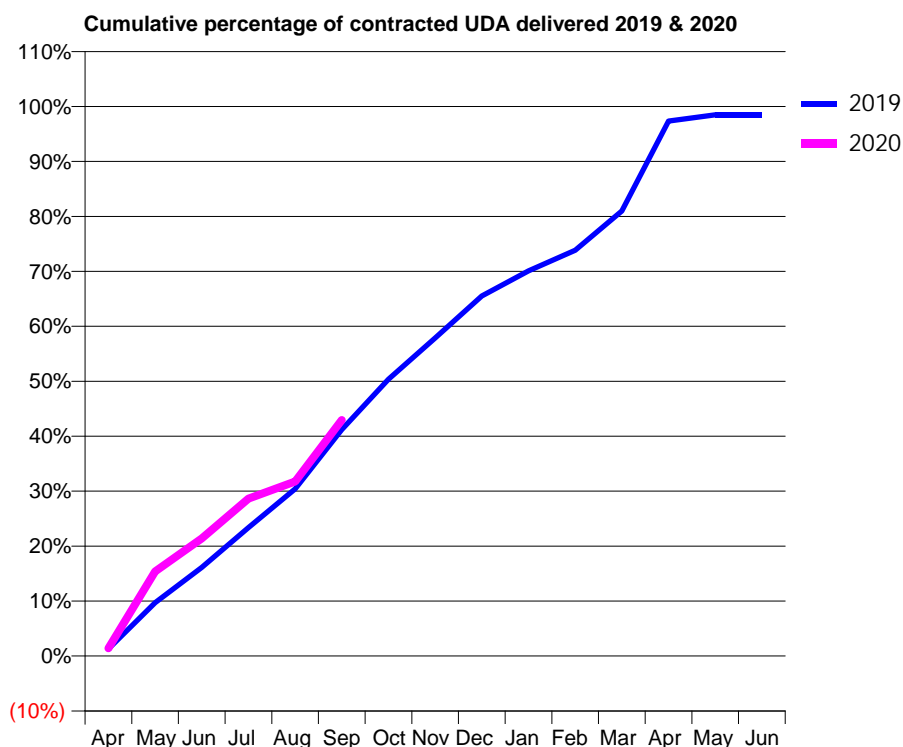
19/20 Contracted general activity (UDA)	773
Carry forward general activity (UDA)	0
19/20 Contracted orthodontic activity (UOA)	0
Carry forward orthodontic activity (UOA)	0
Baseline contract value	£22,022.68

ACCESS*

Patients seen in 24 months	Total	Change since previous quarter
Quarter ending September 2018	427	
Quarter ending December 2018	426	→
Quarter ending March 2019	406	↓
Quarter ending June 2019	428	↑
Quarter ending September 2019	415	↓
Variance since September 2018	(2.8%)	↓



ACTIVITY



Month	Adjusted Scheduled Activity (UDA)	
	2019	2020
April	10	11
May	75	119
June	125	165
July	181	221
August	235	245
September	318	332
October	389	
November	447	
December	506	
January	542	
February	571	
March	626	
April	752	
May	761	
June	761	

QUALITY

	Quantity	Base Number	Contract	AT	Region	England
% of FP17s for the same patient ID Re-attending within 3 months - Children	10	177	5.6%	10.9%	11.3%	11.5%
% of FP17s for the same patient ID Re-attending within 3 months - Adults	18	71	25.4%	14.3%	14.7%	15.4%
% of FP17s for the same patient ID Re-attending between 3 & 9 months - Children	97	177	54.8%	59.1%	60.8%	59.7%
% of FP17s for the same patient ID Re-attending between 3 & 9 months - Adults	21	71	29.6%	49.6%	52.8%	51.7%
% of FP17s for Band 1 Urgent Courses	5	176	2.8%	8.8%	8.2%	9.2%
% of FP17s Relating to Free Repair or Replacements	0	176	0.0%	0.6%	0.7%	0.7%
% of FP17s Relating to Continuations	0	176	0.0%	0.7%	0.8%	0.8%
% of Patients satisfied with the dentistry they have received	0	0	N/A	93.8%	93.2%	93.5%
% of Patients satisfied with the time they had to wait for an appointment	0	0	N/A	88.4%	88.5%	87.4%

* This is based on patients treated on this contract for their most recent course of treatment. Figures in italics indicate the base number of FP17s or Patient Questionnaire responses are less than 100. N/A is shown where the base number of responses is less than 10 during the period. % is calculated as Quantity/Base number*100

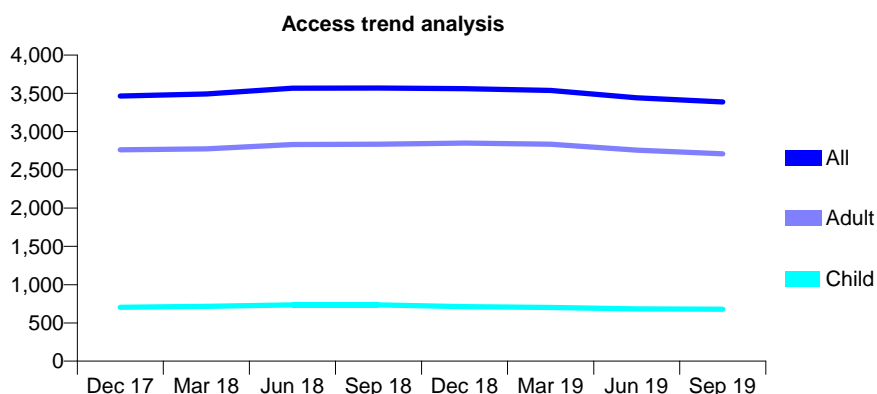
Q58 - Vital Signs At a Glance Contract Report for 310026/0001 - September 2019

Name or company name	Burnawn House Dental Practice
Contract type name	GDS Contract
Purpose of contract	General
Contract start date	01/04/2006
Contract end date	

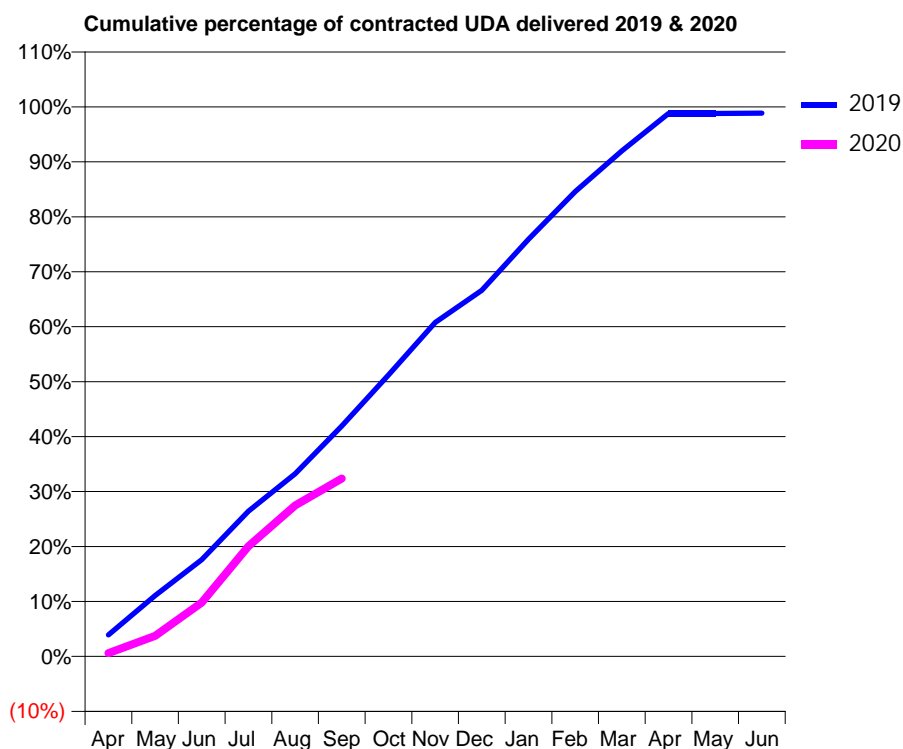
19/20 Contracted general activity (UDA)	8,414
Carry forward general activity (UDA)	96
19/20 Contracted orthodontic activity (UOA)	0
Carry forward orthodontic activity (UOA)	0
Baseline contract value	£252,233.70

ACCESS*

Patients seen in 24 months	Total	Change since previous quarter
Quarter ending September 2018	3,569	
Quarter ending December 2018	3,561	→
Quarter ending March 2019	3,537	→
Quarter ending June 2019	3,441	↓
Quarter ending September 2019	3,388	↓
Variance since September 2018	(5.1%)	↓



ACTIVITY



Month	2019	2020
April	330	50
May	932	315
June	1,480	823
July	2,225	1,687
August	2,799	2,313
September	3,527	2,726
October	4,309	
November	5,114	
December	5,607	
January	6,387	
February	7,117	
March	7,740	
April	8,313	
May	8,314	
June	8,317	

QUALITY

	Quantity	Base Number	Contract	AT	Region	England
% of FP17s for the same patient ID Re-attending within 3 months - Children	7	346	2.0%	10.9%	11.3%	11.5%
% of FP17s for the same patient ID Re-attending within 3 months - Adults	144	1,409	10.2%	14.3%	14.7%	15.4%
% of FP17s for the same patient ID Re-attending between 3 & 9 months - Children	182	346	52.6%	59.1%	60.8%	59.7%
% of FP17s for the same patient ID Re-attending between 3 & 9 months - Adults	679	1,409	48.2%	49.6%	52.8%	51.7%
% of FP17s for Band 1 Urgent Courses	38	1,453	2.6%	8.8%	8.2%	9.2%
% of FP17s Relating to Free Repair or Replacements	20	1,453	1.4%	0.6%	0.7%	0.7%
% of FP17s Relating to Continuations	14	1,453	1.0%	0.7%	0.8%	0.8%
% of Patients satisfied with the dentistry they have received	2	2	N/A	93.8%	93.2%	93.5%
% of Patients satisfied with the time they had to wait for an appointment	2	2	N/A	88.4%	88.5%	87.4%

* This is based on patients treated on this contract for their most recent course of treatment. Figures in italics indicate the base number of FP17s or Patient Questionnaire responses are less than 100. N/A is shown where the base number of responses is less than 10 during the period. % is calculated as Quantity/Base number*100

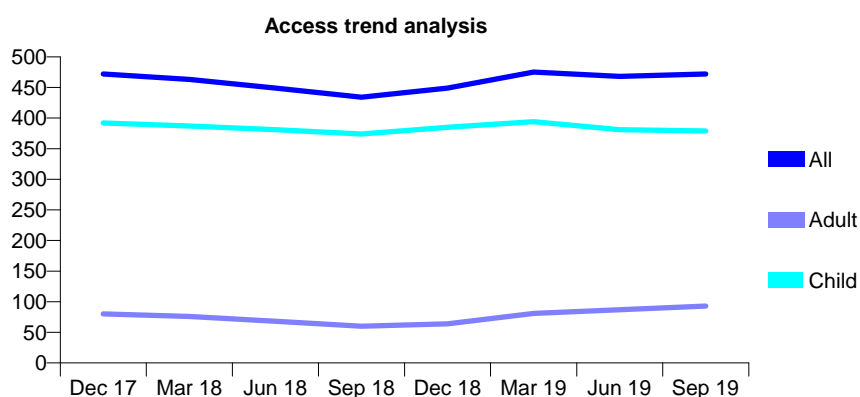
Q58 - Vital Signs At a Glance Contract Report for 318981/0001 - September 2019

Name or company name	MR A CHARLES-KARIEL
Contract type name	GDS Contract
Purpose of contract	General
Contract start date	01/04/2006
Contract end date	

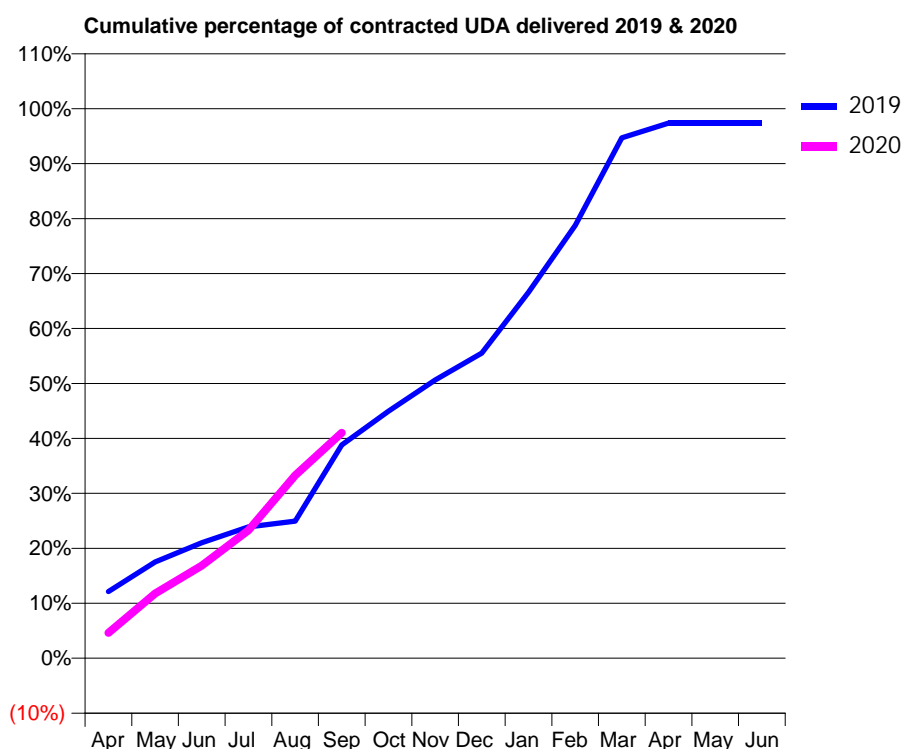
19/20 Contracted general activity (UDA)	800
Carry forward general activity (UDA)	0
19/20 Contracted orthodontic activity (UOA)	0
Carry forward orthodontic activity (UOA)	0
Baseline contract value	£28,378.17

ACCESS*

Patients seen in 24 months	Total	Change since previous quarter
Quarter ending September 2018	434	
Quarter ending December 2018	449	↑
Quarter ending March 2019	475	↑
Quarter ending June 2019	468	↓
Quarter ending September 2019	472	→
Variance since September 2018	8.8%	↑



ACTIVITY



Month	2019	2020
April	97	37
May	140	94
June	168	135
July	191	186
August	199	266
September	311	328
October	360	
November	405	
December	444	
January	533	
February	630	
March	758	
April	779	
May	779	
June	779	

QUALITY

	Quantity	Base Number	Contract	AT	Region	England
% of FP17s for the same patient ID Re-attending within 3 months - Children	10	226	4.4%	10.9%	11.3%	11.5%
% of FP17s for the same patient ID Re-attending within 3 months - Adults	4	32	12.5%	14.3%	14.7%	15.4%
% of FP17s for the same patient ID Re-attending between 3 & 9 months - Children	122	226	54.0%	59.1%	60.8%	59.7%
% of FP17s for the same patient ID Re-attending between 3 & 9 months - Adults	11	32	34.4%	49.6%	52.8%	51.7%
% of FP17s for Band 1 Urgent Courses	6	241	2.5%	8.8%	8.2%	9.2%
% of FP17s Relating to Free Repair or Replacements	0	241	0.0%	0.6%	0.7%	0.7%
% of FP17s Relating to Continuations	1	241	0.4%	0.7%	0.8%	0.8%
% of Patients satisfied with the dentistry they have received	0	0	N/A	93.8%	93.2%	93.5%
% of Patients satisfied with the time they had to wait for an appointment	0	0	N/A	88.4%	88.5%	87.4%

* This is based on patients treated on this contract for their most recent course of treatment.

Figures in italics indicate the base number of FP17s or Patient Questionnaire responses are less than 100. N/A is shown where the base number of responses is less than 10 during the period. % is calculated as Quantity/Base number*100

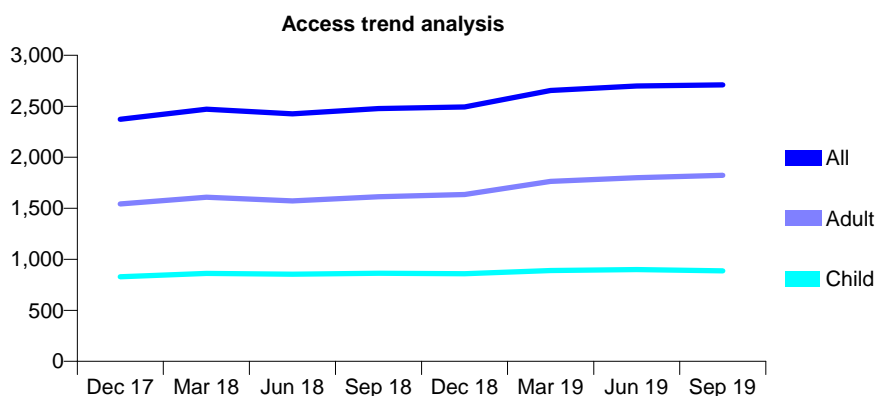
Q58 - Vital Signs At a Glance Contract Report for 327034/0001 - September 2019

Name or company name	MRS Y RATANSHI
Contract type name	GDS Contract
Purpose of contract	General
Contract start date	01/04/2006
Contract end date	

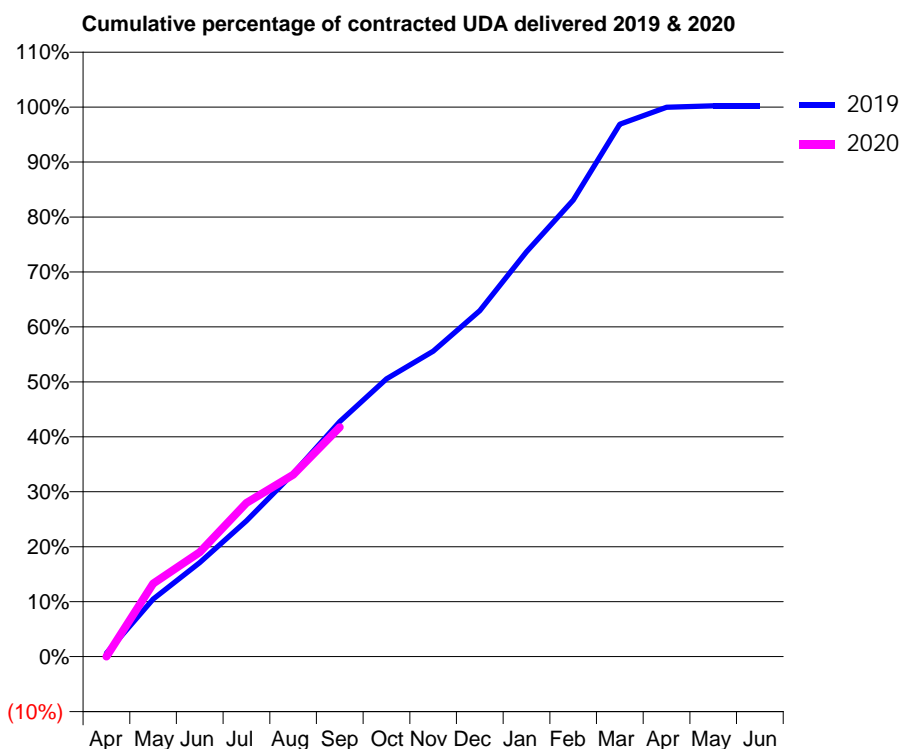
19/20 Contracted general activity (UDA)	6,500
Carry forward general activity (UDA)	0
19/20 Contracted orthodontic activity (UOA)	0
Carry forward orthodontic activity (UOA)	0
Baseline contract value	£170,239.04

ACCESS*

Patients seen in 24 months	Total	Change since previous quarter
Quarter ending September 2018	2,478	
Quarter ending December 2018	2,494	→
Quarter ending March 2019	2,655	↑
Quarter ending June 2019	2,699	→
Quarter ending September 2019	2,710	→
Variance since September 2018	9.4%	↑



ACTIVITY



Month	Adjusted Scheduled Activity (UDA)	
	2019	2020
April	40	0
May	681	864
June	1,114	1,237
July	1,607	1,818
August	2,167	2,151
September	2,780	2,714
October	3,284	
November	3,613	
December	4,091	
January	4,788	
February	5,400	
March	6,298	
April	6,497	
May	6,516	
June	6,516	

QUALITY

	Quantity	Base Number	Contract	AT	Region	England
% of FP17s for the same patient ID Re-attending within 3 months - Children	25	744	3.4%	10.9%	11.3%	11.5%
% of FP17s for the same patient ID Re-attending within 3 months - Adults	118	1,170	10.1%	14.3%	14.7%	15.4%
% of FP17s for the same patient ID Re-attending between 3 & 9 months - Children	586	744	78.8%	59.1%	60.8%	59.7%
% of FP17s for the same patient ID Re-attending between 3 & 9 months - Adults	594	1,170	50.8%	49.6%	52.8%	51.7%
% of FP17s for Band 1 Urgent Courses	122	1,781	6.9%	8.8%	8.2%	9.2%
% of FP17s Relating to Free Repair or Replacements	7	1,781	0.4%	0.6%	0.7%	0.7%
% of FP17s Relating to Continuations	6	1,781	0.3%	0.7%	0.8%	0.8%
% of Patients satisfied with the dentistry they have received	0	0	N/A	93.8%	93.2%	93.5%
% of Patients satisfied with the time they had to wait for an appointment	0	0	N/A	88.4%	88.5%	87.4%

* This is based on patients treated on this contract for their most recent course of treatment. Figures in italics indicate the base number of FP17s or Patient Questionnaire responses are less than 100. N/A is shown where the base number of responses is less than 10 during the period. % is calculated as Quantity/Base number*100

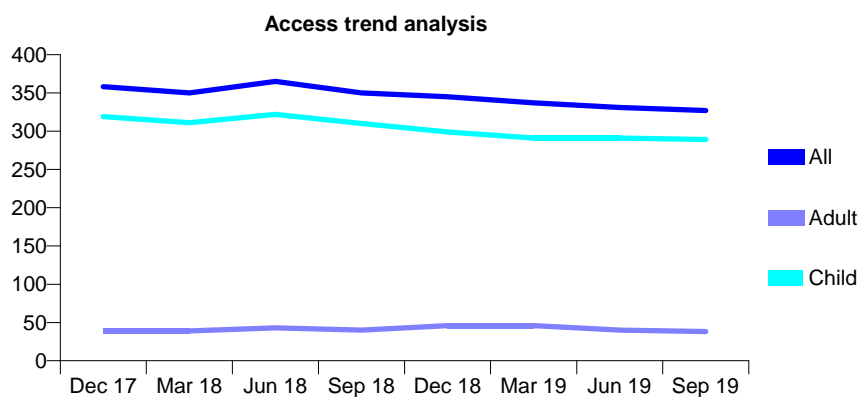
Q58 - Vital Signs At a Glance Contract Report for 328103/0001 - September 2019

Name or company name	Peartree Dental Practice
Contract type name	GDS Contract
Purpose of contract	General
Contract start date	01/04/2006
Contract end date	

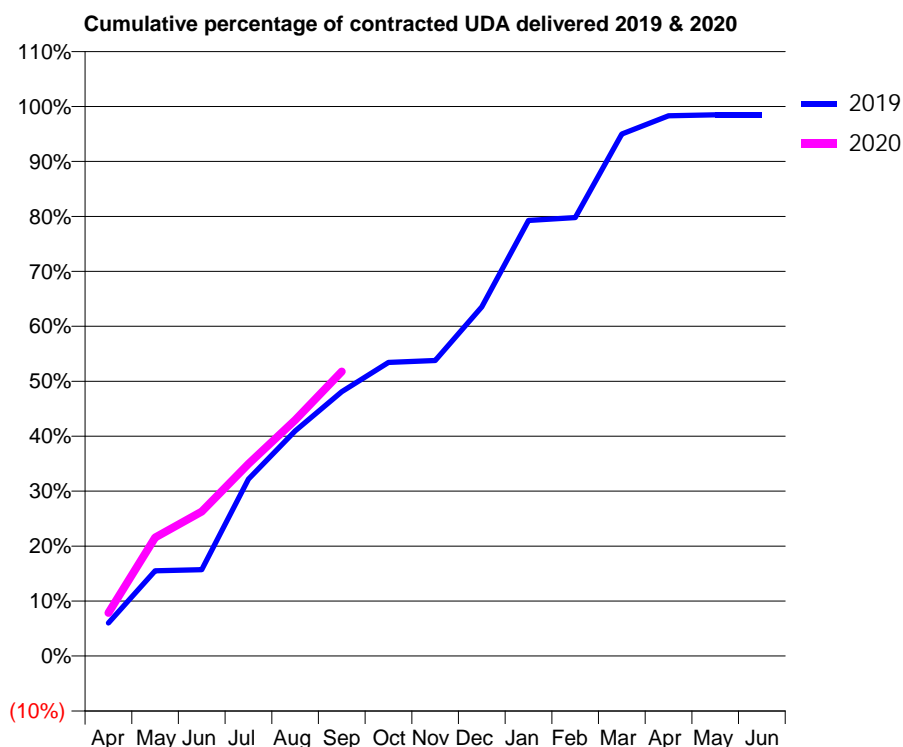
19/20 Contracted general activity (UDA)	550
Carry forward general activity (UDA)	0
19/20 Contracted orthodontic activity (UOA)	0
Carry forward orthodontic activity (UOA)	0
Baseline contract value	£13,639.20

ACCESS*

Patients seen in 24 months	Total	Change since previous quarter
Quarter ending September 2018	350	
Quarter ending December 2018	345	↓
Quarter ending March 2019	337	↓
Quarter ending June 2019	331	↓
Quarter ending September 2019	327	↓
Variance since September 2018	(6.6%)	↓



ACTIVITY



Month	Adjusted Scheduled Activity (UDA)	
	2019	2020
April	33	43
May	85	119
June	86	145
July	177	192
August	225	236
September	265	285
October	294	
November	296	
December	349	
January	436	
February	439	
March	522	
April	541	
May	542	
June	542	

QUALITY

	Quantity	Base Number	Contract	AT	Region	England
% of FP17s for the same patient ID Re-attending within 3 months - Children	17	230	7.4%	10.9%	11.3%	11.5%
% of FP17s for the same patient ID Re-attending within 3 months - Adults	0	10	0.0%	14.3%	14.7%	15.4%
% of FP17s for the same patient ID Re-attending between 3 & 9 months - Children	146	230	63.5%	59.1%	60.8%	59.7%
% of FP17s for the same patient ID Re-attending between 3 & 9 months - Adults	8	10	80.0%	49.6%	52.8%	51.7%
% of FP17s for Band 1 Urgent Courses	9	208	4.3%	8.8%	8.2%	9.2%
% of FP17s Relating to Free Repair or Replacements	0	208	0.0%	0.6%	0.7%	0.7%
% of FP17s Relating to Continuations	0	208	0.0%	0.7%	0.8%	0.8%
% of Patients satisfied with the dentistry they have received	0	0	N/A	93.8%	93.2%	93.5%
% of Patients satisfied with the time they had to wait for an appointment	0	0	N/A	88.4%	88.5%	87.4%

* This is based on patients treated on this contract for their most recent course of treatment. Figures in italics indicate the base number of FP17s or Patient Questionnaire responses are less than 100. N/A is shown where the base number of responses is less than 10 during the period. % is calculated as Quantity/Base number*100

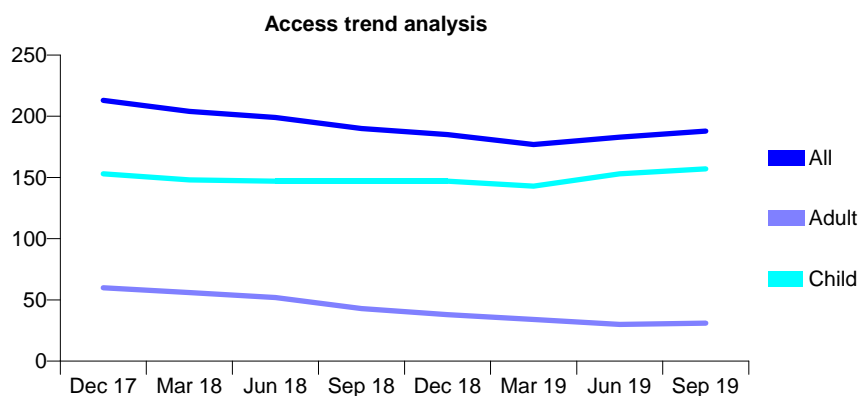
Q58 - Vital Signs At a Glance Contract Report for 328111/0003 - September 2019

Name or company name	MR NA GHULAM
Contract type name	GDS Contract
Purpose of contract	General
Contract start date	04/05/2012
Contract end date	

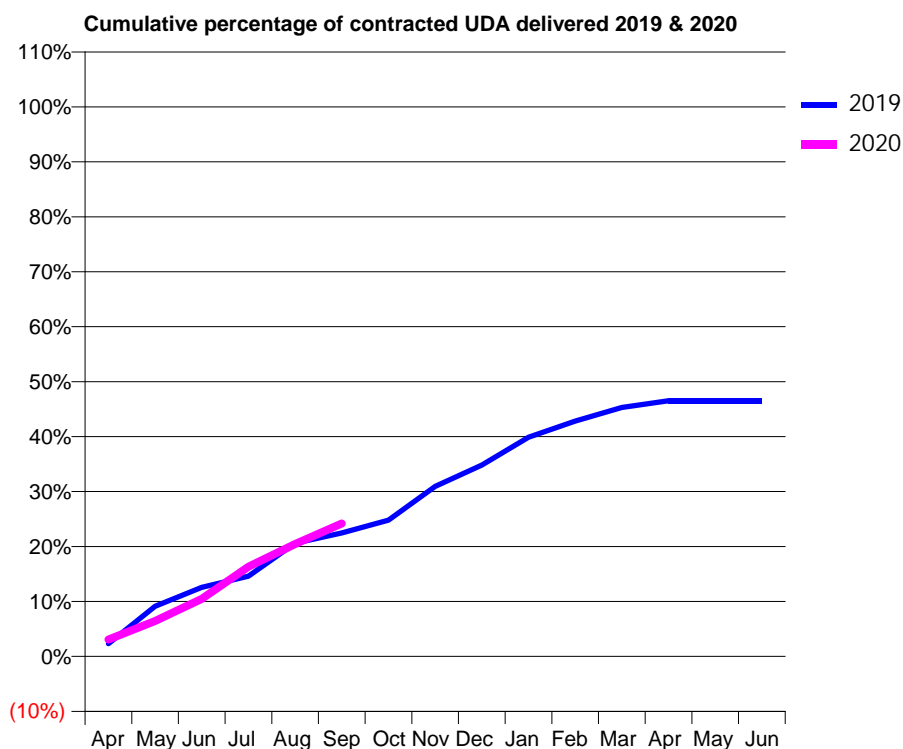
19/20 Contracted general activity (UDA)	650
Carry forward general activity (UDA)	0
19/20 Contracted orthodontic activity (UOA)	0
Carry forward orthodontic activity (UOA)	0
Baseline contract value	£15,475.55

ACCESS*

Patients seen in 24 months	Total	Change since previous quarter
Quarter ending September 2018	190	
Quarter ending December 2018	185	↓
Quarter ending March 2019	177	↓
Quarter ending June 2019	183	↑
Quarter ending September 2019	188	↑
Variance since September 2018	(1.1%)	↓



ACTIVITY



Month	Adjusted Scheduled Activity (UDA)	
	2019	2020
April	15	20
May	59	42
June	82	68
July	95	106
August	134	133
September	146	157
October	161	
November	201	
December	226	
January	259	
February	278	
March	294	
April	302	
May	302	
June	302	

QUALITY

	Quantity	Base Number	Contract	AT	Region	England
% of FP17s for the same patient ID Re-attending within 3 months - Children	6	110	5.5%	10.9%	11.3%	11.5%
% of FP17s for the same patient ID Re-attending within 3 months - Adults	0	19	0.0%	14.3%	14.7%	15.4%
% of FP17s for the same patient ID Re-attending between 3 & 9 months - Children	57	110	51.8%	59.1%	60.8%	59.7%
% of FP17s for the same patient ID Re-attending between 3 & 9 months - Adults	9	19	47.4%	49.6%	52.8%	51.7%
% of FP17s for Band 1 Urgent Courses	1	125	0.8%	8.8%	8.2%	9.2%
% of FP17s Relating to Free Repair or Replacements	0	125	0.0%	0.6%	0.7%	0.7%
% of FP17s Relating to Continuations	1	125	0.8%	0.7%	0.8%	0.8%
% of Patients satisfied with the dentistry they have received	0	0	N/A	93.8%	93.2%	93.5%
% of Patients satisfied with the time they had to wait for an appointment	0	0	N/A	88.4%	88.5%	87.4%

* This is based on patients treated on this contract for their most recent course of treatment. Figures in italics indicate the base number of FP17s or Patient Questionnaire responses are less than 100. N/A is shown where the base number of responses is less than 10 during the period. % is calculated as Quantity/Base number*100

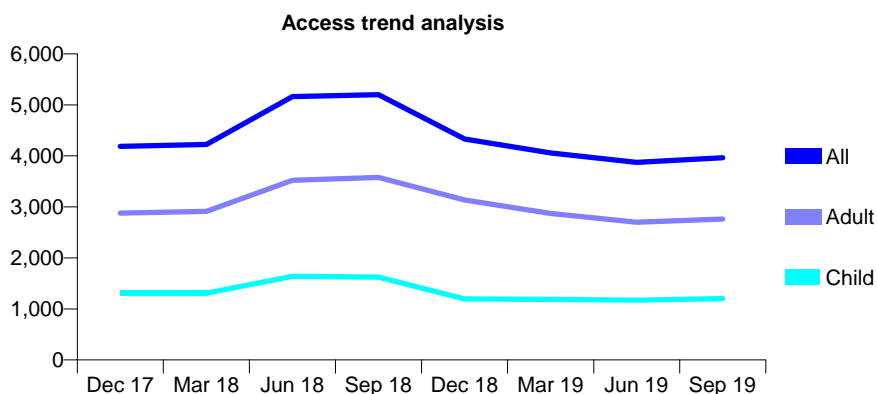
Q58 - Vital Signs At a Glance Contract Report for 333107/0006 - September 2019

Name or company name	MR SS BHANDAL
Contract type name	GDS Contract
Purpose of contract	General
Contract start date	01/01/2015
Contract end date	

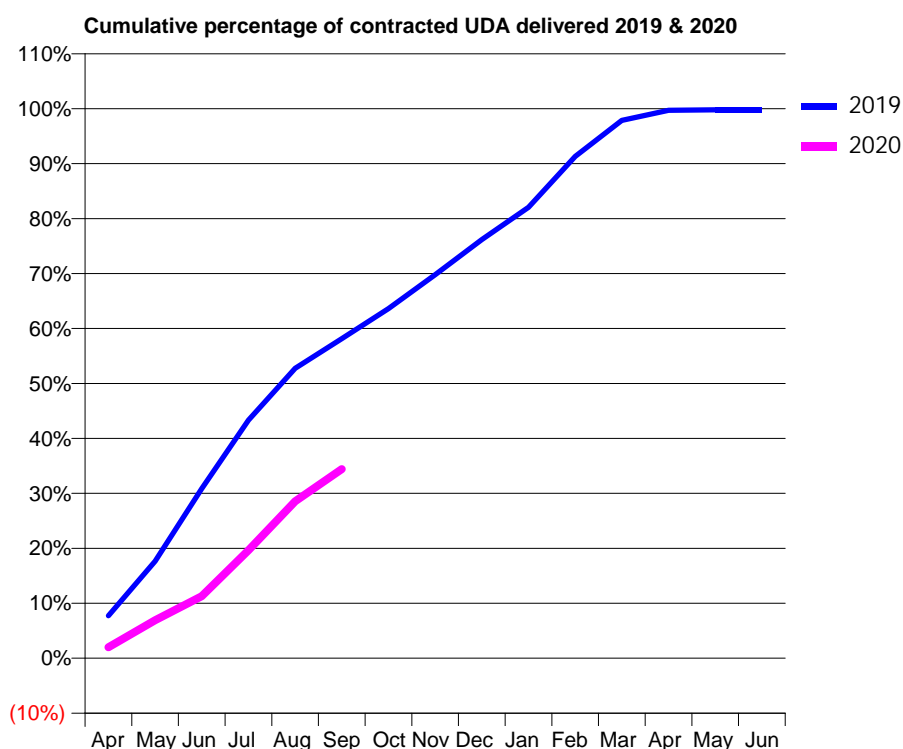
19/20 Contracted general activity (UDA)	11,341
Carry forward general activity (UDA)	0
19/20 Contracted orthodontic activity (UOA)	0
Carry forward orthodontic activity (UOA)	0
Baseline contract value	£325,822.54

ACCESS*

Patients seen in 24 months	Total	Change since previous quarter
Quarter ending September 2018	5,202	
Quarter ending December 2018	4,330	↓
Quarter ending March 2019	4,059	↓
Quarter ending June 2019	3,872	↓
Quarter ending September 2019	3,966	↑
Variance since September 2018	(23.8%)	↓



ACTIVITY



Month	2019	2020
April	878	227
May	2,001	785
June	3,498	1,280
July	4,914	2,228
August	5,983	3,238
September	6,597	3,900
October	7,213	
November	7,917	
December	8,638	
January	9,307	
February	10,356	
March	11,097	
April	11,306	
May	11,315	
June	11,318	

QUALITY

	Quantity	Base Number	Contract	AT	Region	England
% of FP17s for the same patient ID Re-attending within 3 months - Children	36	836	4.3%	10.9%	11.3%	11.5%
% of FP17s for the same patient ID Re-attending within 3 months - Adults	80	1,113	7.2%	14.3%	14.7%	15.4%
% of FP17s for the same patient ID Re-attending between 3 & 9 months - Children	366	836	43.8%	59.1%	60.8%	59.7%
% of FP17s for the same patient ID Re-attending between 3 & 9 months - Adults	336	1,113	30.2%	49.6%	52.8%	51.7%
% of FP17s for Band 1 Urgent Courses	144	1,878	7.7%	8.8%	8.2%	9.2%
% of FP17s Relating to Free Repair or Replacements	6	1,878	0.3%	0.6%	0.7%	0.7%
% of FP17s Relating to Continuations	2	1,878	0.1%	0.7%	0.8%	0.8%
% of Patients satisfied with the dentistry they have received	0	0	N/A	93.8%	93.2%	93.5%
% of Patients satisfied with the time they had to wait for an appointment	0	0	N/A	88.4%	88.5%	87.4%

* This is based on patients treated on this contract for their most recent course of treatment.

Figures in italics indicate the base number of FP17s or Patient Questionnaire responses are less than 100. N/A is shown where the base number of responses is less than 10 during the period. % is calculated as Quantity/Base number*100

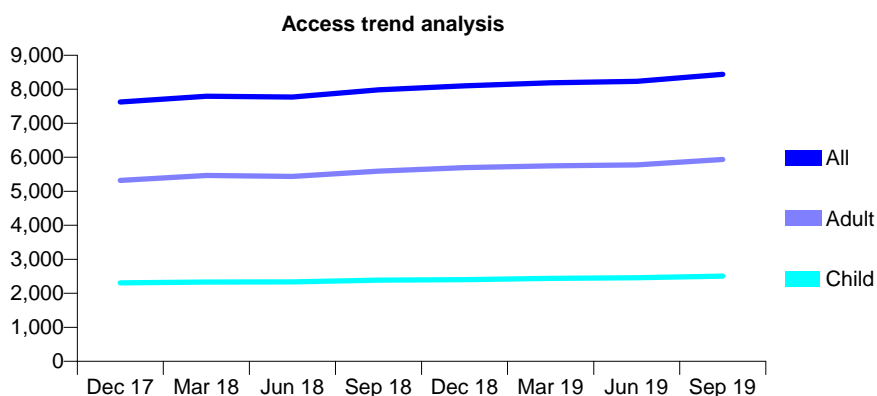
Q58 - Vital Signs At a Glance Contract Report for 333875/0001 - September 2019

Name or company name	MR A SHAH
Contract type name	GDS Contract
Purpose of contract	General
Contract start date	01/04/2006
Contract end date	

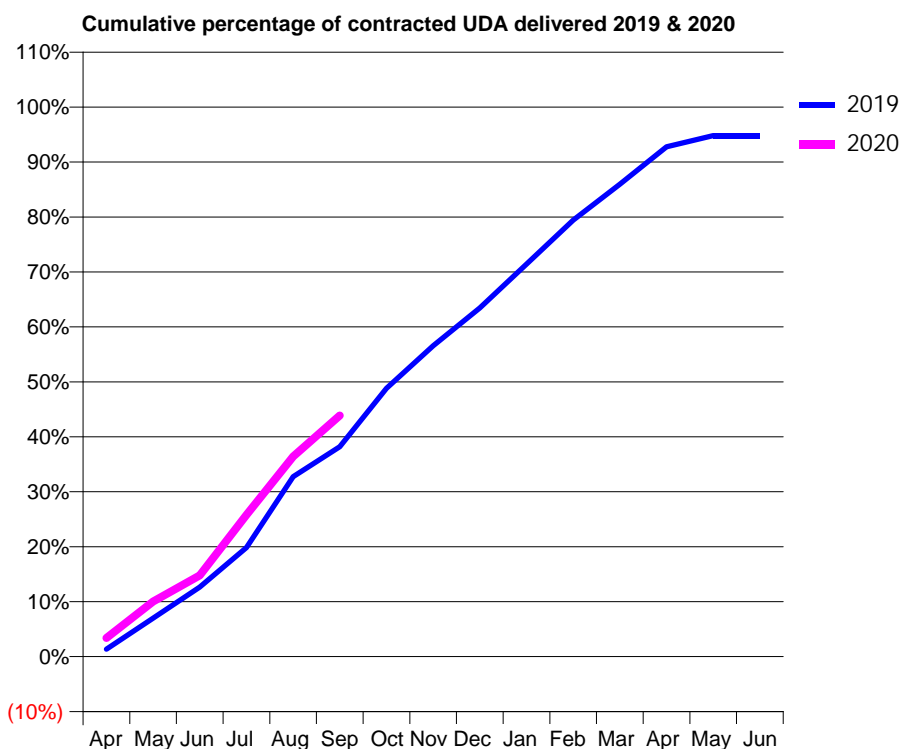
19/20 Contracted general activity (UDA)	19,211
Carry forward general activity (UDA)	0
19/20 Contracted orthodontic activity (UOA)	0
Carry forward orthodontic activity (UOA)	0
Baseline contract value	£612,324.77

ACCESS*

Patients seen in 24 months	Total	Change since previous quarter
Quarter ending September 2018	7,981	
Quarter ending December 2018	8,100	→
Quarter ending March 2019	8,190	→
Quarter ending June 2019	8,233	→
Quarter ending September 2019	8,441	↑
Variance since September 2018	5.8%	↑



ACTIVITY



Month	Adjusted Scheduled Activity (UDA)	
	2019	2020
April	257	653
May	1,344	1,926
June	2,429	2,839
July	3,813	4,953
August	6,292	6,995
September	7,339	8,427
October	9,377	
November	10,868	
December	12,191	
January	13,725	
February	15,260	
March	16,514	
April	17,818	
May	18,212	
June	18,212	

QUALITY

	Quantity	Base Number	Contract	AT	Region	England
% of FP17s for the same patient ID Re-attending within 3 months - Children	93	1,780	5.2%	10.9%	11.3%	11.5%
% of FP17s for the same patient ID Re-attending within 3 months - Adults	426	3,465	12.3%	14.3%	14.7%	15.4%
% of FP17s for the same patient ID Re-attending between 3 & 9 months - Children	900	1,780	50.6%	59.1%	60.8%	59.7%
% of FP17s for the same patient ID Re-attending between 3 & 9 months - Adults	1,338	3,465	38.6%	49.6%	52.8%	51.7%
% of FP17s for Band 1 Urgent Courses	195	4,253	4.6%	8.8%	8.2%	9.2%
% of FP17s Relating to Free Repair or Replacements	31	4,253	0.7%	0.6%	0.7%	0.7%
% of FP17s Relating to Continuations	75	4,253	1.8%	0.7%	0.8%	0.8%
% of Patients satisfied with the dentistry they have received	1	1	N/A	93.8%	93.2%	93.5%
% of Patients satisfied with the time they had to wait for an appointment	1	1	N/A	88.4%	88.5%	87.4%

* This is based on patients treated on this contract for their most recent course of treatment. Figures in italics indicate the base number of FP17s or Patient Questionnaire responses are less than 100. N/A is shown where the base number of responses is less than 10 during the period. % is calculated as Quantity/Base number*100

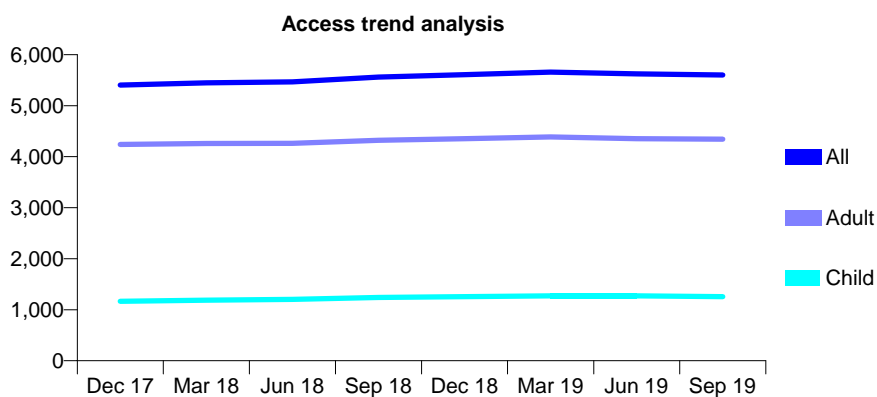
Q58 - Vital Signs At a Glance Contract Report for 335088/0001 - September 2019

Name or company name	Hydean Dental Practice
Contract type name	GDS Contract
Purpose of contract	General
Contract start date	01/04/2006
Contract end date	

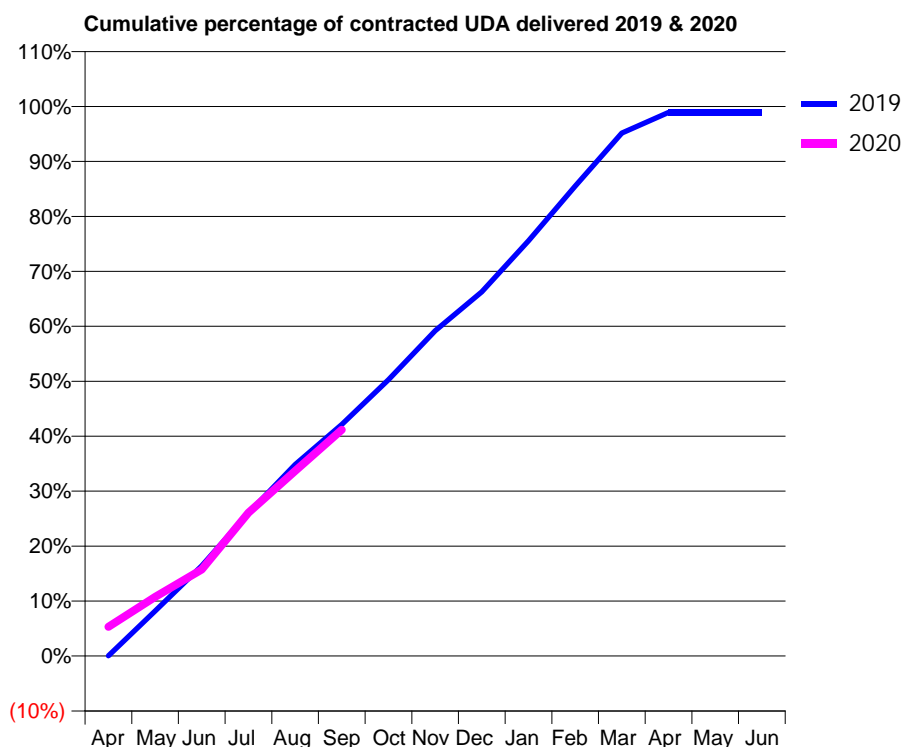
19/20 Contracted general activity (UDA)	16,668
Carry forward general activity (UDA)	0
19/20 Contracted orthodontic activity (UOA)	0
Carry forward orthodontic activity (UOA)	0
Baseline contract value	£468,509.50

ACCESS*

Patients seen in 24 months	Total	Change since previous quarter
Quarter ending September 2018	5,561	
Quarter ending December 2018	5,609	→
Quarter ending March 2019	5,659	→
Quarter ending June 2019	5,623	→
Quarter ending September 2019	5,601	→
Variance since September 2018	0.7%	→



ACTIVITY



Month	Adjusted Scheduled Activity (UDA)	
	2019	2020
April	9	886
May	1,365	1,795
June	2,736	2,623
July	4,340	4,346
August	5,809	5,611
September	7,025	6,863
October	8,380	
November	9,868	
December	11,045	
January	12,594	
February	14,257	
March	15,863	
April	16,484	
May	16,484	
June	16,484	

QUALITY

	Quantity	Base Number	Contract	AT	Region	England
% of FP17s for the same patient ID Re-attending within 3 months - Children	48	856	5.6%	10.9%	11.3%	11.5%
% of FP17s for the same patient ID Re-attending within 3 months - Adults	366	3,209	11.4%	14.3%	14.7%	15.4%
% of FP17s for the same patient ID Re-attending between 3 & 9 months - Children	524	856	61.2%	59.1%	60.8%	59.7%
% of FP17s for the same patient ID Re-attending between 3 & 9 months - Adults	2,071	3,209	64.5%	49.6%	52.8%	51.7%
% of FP17s for Band 1 Urgent Courses	276	3,809	7.2%	8.8%	8.2%	9.2%
% of FP17s Relating to Free Repair or Replacements	46	3,809	1.2%	0.6%	0.7%	0.7%
% of FP17s Relating to Continuations	34	3,809	0.9%	0.7%	0.8%	0.8%
% of Patients satisfied with the dentistry they have received	2	2	N/A	93.8%	93.2%	93.5%
% of Patients satisfied with the time they had to wait for an appointment	2	2	N/A	88.4%	88.5%	87.4%

* This is based on patients treated on this contract for their most recent course of treatment. Figures in italics indicate the base number of FP17s or Patient Questionnaire responses are less than 100. N/A is shown where the base number of responses is less than 10 during the period. % is calculated as Quantity/Base number*100

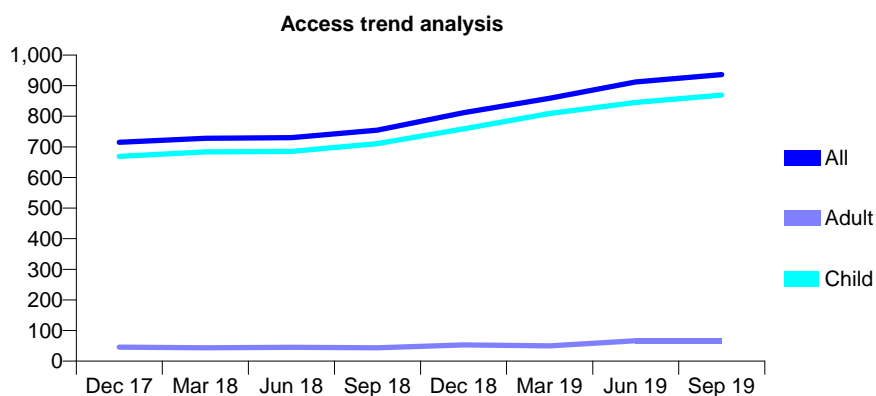
Q58 - Vital Signs At a Glance Contract Report for 335290/0001 - September 2019

Name or company name	MR VA PATEL
Contract type name	GDS Contract
Purpose of contract	General
Contract start date	01/04/2006
Contract end date	

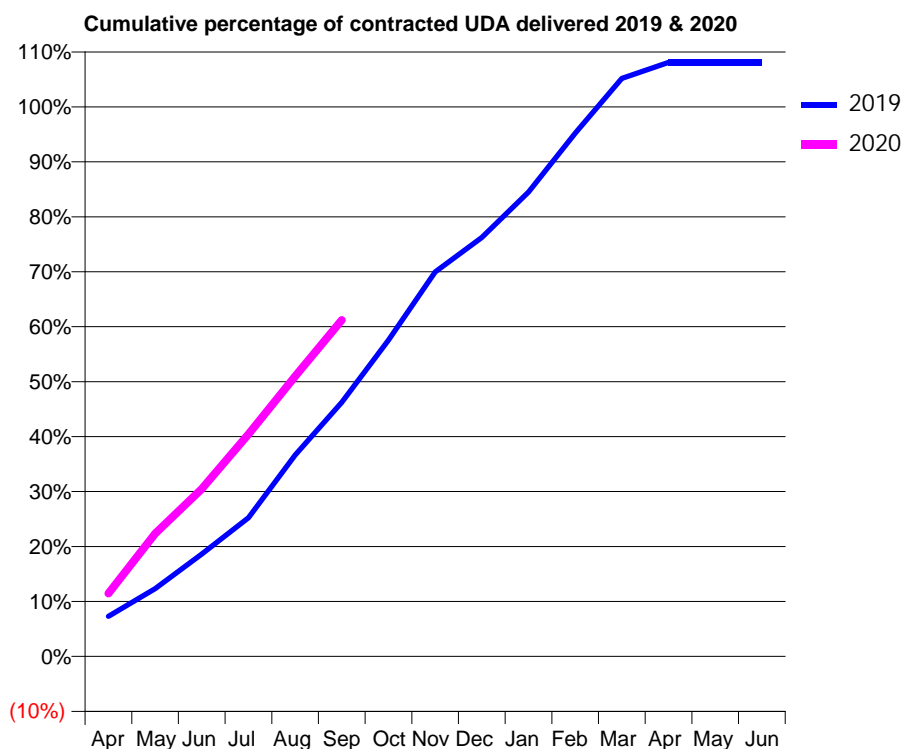
19/20 Contracted general activity (UDA)	1,293
Carry forward general activity (UDA)	0
19/20 Contracted orthodontic activity (UOA)	0
Carry forward orthodontic activity (UOA)	0
Baseline contract value	£36,736.62

ACCESS*

Patients seen in 24 months	Total	Change since previous quarter
Quarter ending September 2018	755	
Quarter ending December 2018	812	↑
Quarter ending March 2019	859	↑
Quarter ending June 2019	912	↑
Quarter ending September 2019	936	↑
Variance since September 2018	24.0%	↑



ACTIVITY



Adjusted Scheduled Activity (UDA)		
Month	2019	2020
April	94	148
May	160	289
June	241	394
July	326	523
August	474	659
September	598	791
October	744	
November	905	
December	986	
January	1,093	
February	1,231	
March	1,360	
April	1,398	
May	1,398	
June	1,398	

QUALITY

	Quantity	Base Number	Contract	AT	Region	England
% of FP17s for the same patient ID Re-attending within 3 months - Children	36	645	5.6%	10.9%	11.3%	11.5%
% of FP17s for the same patient ID Re-attending within 3 months - Adults	0	0	N/A	14.3%	14.7%	15.4%
% of FP17s for the same patient ID Re-attending between 3 & 9 months - Children	319	645	49.5%	59.1%	60.8%	59.7%
% of FP17s for the same patient ID Re-attending between 3 & 9 months - Adults	0	0	N/A	49.6%	52.8%	51.7%
% of FP17s for Band 1 Urgent Courses	22	617	3.6%	8.8%	8.2%	9.2%
% of FP17s Relating to Free Repair or Replacements	0	617	0.0%	0.6%	0.7%	0.7%
% of FP17s Relating to Continuations	0	617	0.0%	0.7%	0.8%	0.8%
% of Patients satisfied with the dentistry they have received	0	0	N/A	93.8%	93.2%	93.5%
% of Patients satisfied with the time they had to wait for an appointment	0	0	N/A	88.4%	88.5%	87.4%

* This is based on patients treated on this contract for their most recent course of treatment. Figures in italics indicate the base number of FP17s or Patient Questionnaire responses are less than 100. N/A is shown where the base number of responses is less than 10 during the period. % is calculated as Quantity/Base number*100

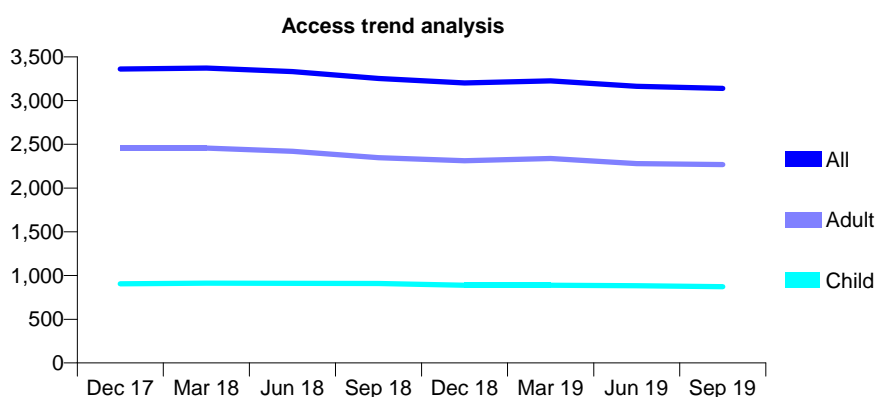
Q58 - Vital Signs At a Glance Contract Report for 339113/0001 - September 2019

Name or company name	MR A BALKHI
Contract type name	GDS Contract
Purpose of contract	General
Contract start date	01/04/2006
Contract end date	

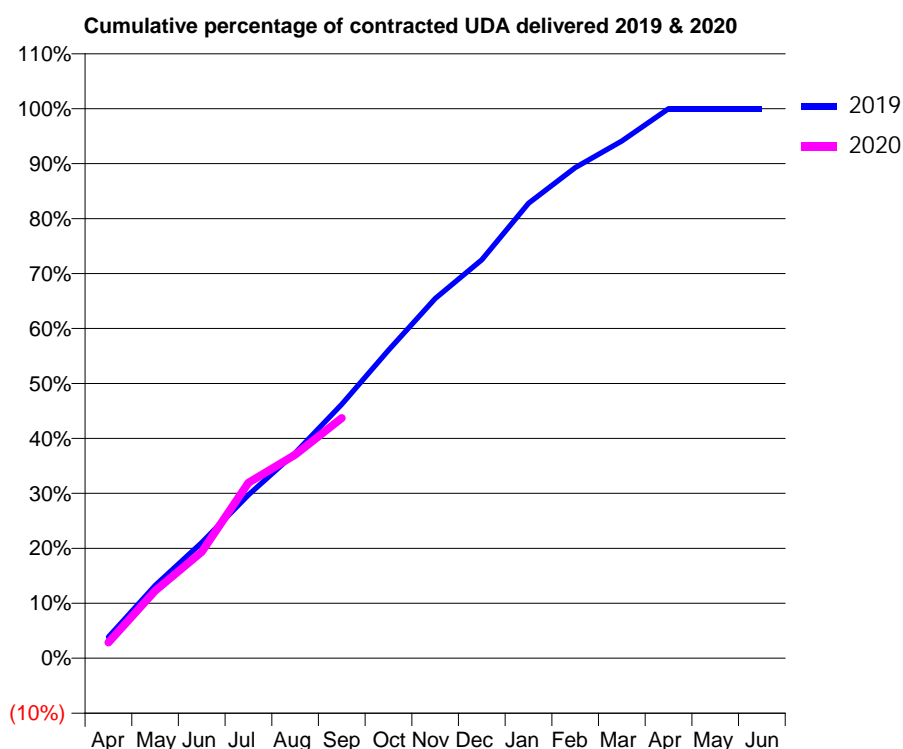
19/20 Contracted general activity (UDA)	7,361
Carry forward general activity (UDA)	2
19/20 Contracted orthodontic activity (UOA)	0
Carry forward orthodontic activity (UOA)	0
Baseline contract value	£220,977.69

ACCESS*

Patients seen in 24 months	Total	Change since previous quarter
Quarter ending September 2018	3,254	
Quarter ending December 2018	3,202	↓
Quarter ending March 2019	3,226	→
Quarter ending June 2019	3,163	↓
Quarter ending September 2019	3,140	→
Variance since September 2018	(3.5%)	↓



ACTIVITY



Month	2019	2020
April	285	212
May	974	903
June	1,550	1,425
July	2,188	2,350
August	2,749	2,726
September	3,402	3,217
October	4,126	
November	4,819	
December	5,336	
January	6,093	
February	6,571	
March	6,927	
April	7,360	
May	7,360	
June	7,360	

QUALITY

	Quantity	Base Number	Contract	AT	Region	England
% of FP17s for the same patient ID Re-attending within 3 months - Children	24	643	3.7%	10.9%	11.3%	11.5%
% of FP17s for the same patient ID Re-attending within 3 months - Adults	29	1,219	2.4%	14.3%	14.7%	15.4%
% of FP17s for the same patient ID Re-attending between 3 & 9 months - Children	443	643	68.9%	59.1%	60.8%	59.7%
% of FP17s for the same patient ID Re-attending between 3 & 9 months - Adults	679	1,219	55.7%	49.6%	52.8%	51.7%
% of FP17s for Band 1 Urgent Courses	25	1,619	1.5%	8.8%	8.2%	9.2%
% of FP17s Relating to Free Repair or Replacements	0	1,619	0.0%	0.6%	0.7%	0.7%
% of FP17s Relating to Continuations	6	1,619	0.4%	0.7%	0.8%	0.8%
% of Patients satisfied with the dentistry they have received	0	0	N/A	93.8%	93.2%	93.5%
% of Patients satisfied with the time they had to wait for an appointment	0	0	N/A	88.4%	88.5%	87.4%

* This is based on patients treated on this contract for their most recent course of treatment.

Figures in italics indicate the base number of FP17s or Patient Questionnaire responses are less than 100. N/A is shown where the base number of responses is less than 10 during the period. % is calculated as Quantity/Base number*100

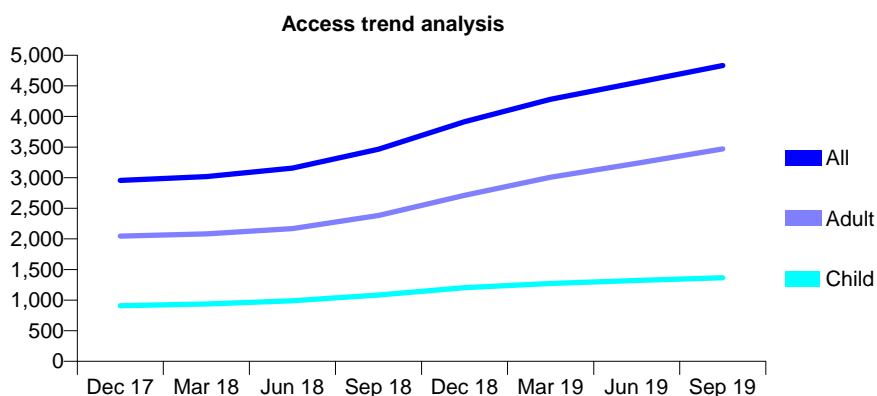
Q58 - Vital Signs At a Glance Contract Report for 341088/0001 - September 2019

Name or company name	MR A ZAKHARIA
Contract type name	GDS Contract
Purpose of contract	General
Contract start date	01/04/2012
Contract end date	

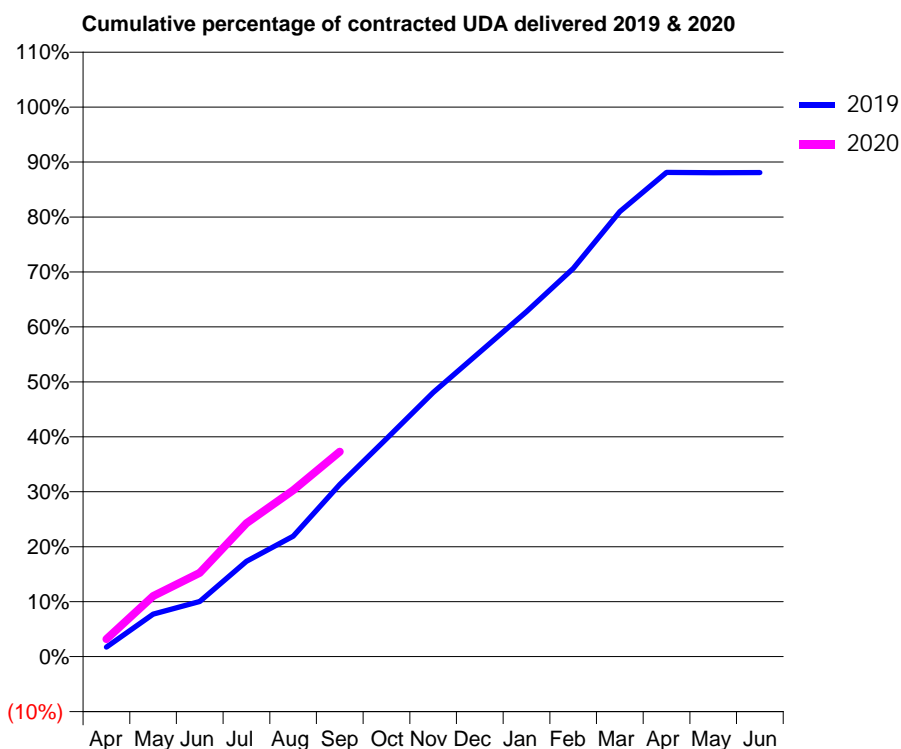
19/20 Contracted general activity (UDA)	19,599
Carry forward general activity (UDA)	0
19/20 Contracted orthodontic activity (UOA)	0
Carry forward orthodontic activity (UOA)	0
Baseline contract value	£541,974.64

ACCESS*

Patients seen in 24 months	Total	Change since previous quarter
Quarter ending September 2018	3,465	
Quarter ending December 2018	3,915	↑
Quarter ending March 2019	4,279	↑
Quarter ending June 2019	4,556	↑
Quarter ending September 2019	4,833	↑
Variance since September 2018	39.5%	↑



ACTIVITY



Month	Adjusted Scheduled Activity (UDA)	
	2019	2020
April	293	624
May	1,297	2,164
June	1,684	2,991
July	2,909	4,757
August	3,681	5,931
September	5,255	7,305
October	6,651	
November	8,063	
December	9,299	
January	10,531	
February	11,851	
March	13,584	
April	14,784	
May	14,775	
June	14,779	

QUALITY

	Quantity	Base Number	Contract	AT	Region	England
% of FP17s for the same patient ID Re-attending within 3 months - Children	106	1,218	8.7%	10.9%	11.3%	11.5%
% of FP17s for the same patient ID Re-attending within 3 months - Adults	414	2,864	14.5%	14.3%	14.7%	15.4%
% of FP17s for the same patient ID Re-attending between 3 & 9 months - Children	771	1,218	63.3%	59.1%	60.8%	59.7%
% of FP17s for the same patient ID Re-attending between 3 & 9 months - Adults	1,567	2,864	54.7%	49.6%	52.8%	51.7%
% of FP17s for Band 1 Urgent Courses	387	3,722	10.4%	8.8%	8.2%	9.2%
% of FP17s Relating to Free Repair or Replacements	31	3,722	0.8%	0.6%	0.7%	0.7%
% of FP17s Relating to Continuations	2	3,722	0.1%	0.7%	0.8%	0.8%
% of Patients satisfied with the dentistry they have received	3	3	N/A	93.8%	93.2%	93.5%
% of Patients satisfied with the time they had to wait for an appointment	3	3	N/A	88.4%	88.5%	87.4%

* This is based on patients treated on this contract for their most recent course of treatment. Figures in italics indicate the base number of FP17s or Patient Questionnaire responses are less than 100. N/A is shown where the base number of responses is less than 10 during the period. % is calculated as Quantity/Base number*100

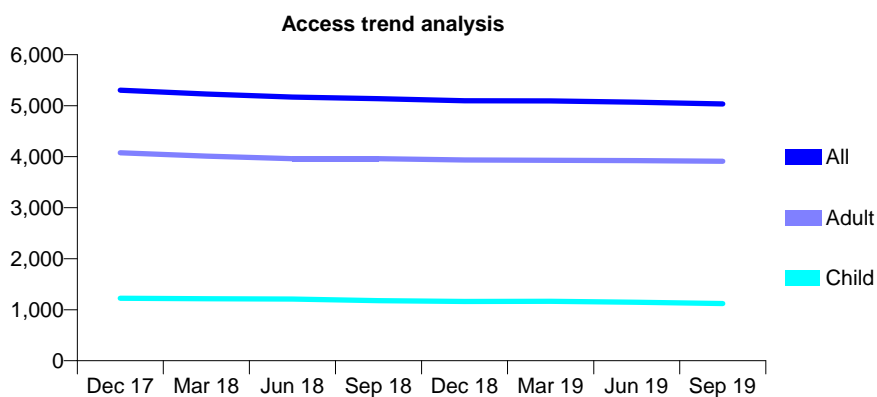
Q58 - Vital Signs At a Glance Contract Report for 341576/0002 - September 2019

Name or company name	MR J NASSERI TAHERI
Contract type name	GDS Contract
Purpose of contract	General
Contract start date	01/04/2008
Contract end date	

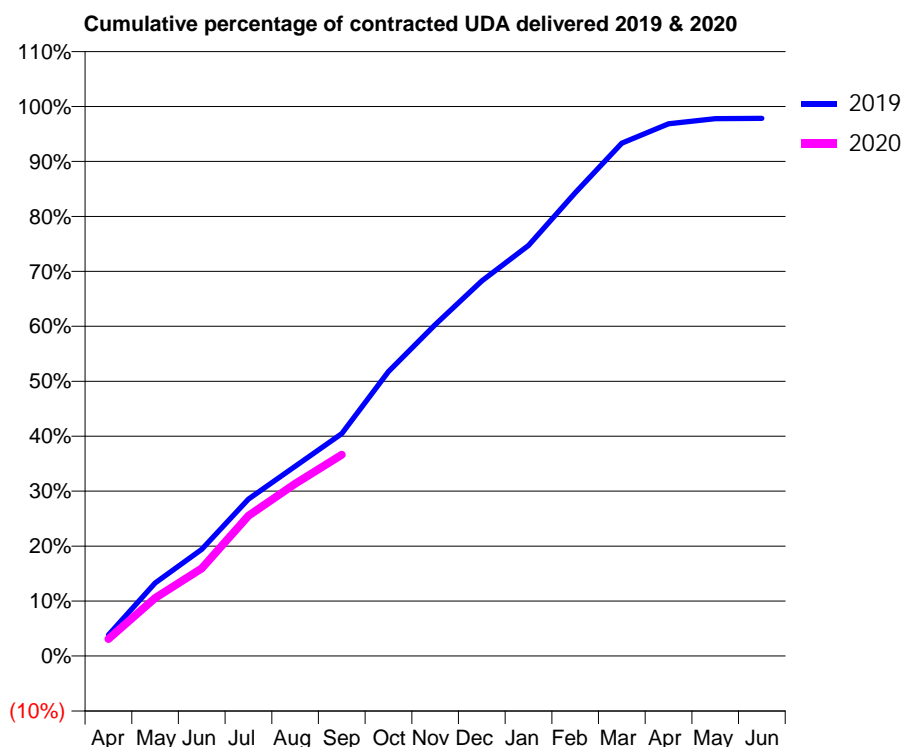
19/20 Contracted general activity (UDA)	18,364
Carry forward general activity (UDA)	0
19/20 Contracted orthodontic activity (UOA)	0
Carry forward orthodontic activity (UOA)	0
Baseline contract value	£443,637.06

ACCESS*

Patients seen in 24 months	Total	Change since previous quarter
Quarter ending September 2018	5,136	
Quarter ending December 2018	5,096	→
Quarter ending March 2019	5,095	→
Quarter ending June 2019	5,069	→
Quarter ending September 2019	5,033	→
Variance since September 2018	(2.0%)	↓



ACTIVITY



Month	Adjusted Scheduled Activity (UDA)	
	2019	2020
April	704	570
May	2,444	1,939
June	3,564	2,931
July	5,242	4,687
August	6,340	5,761
September	7,429	6,725
October	9,508	
November	11,074	
December	12,532	
January	13,719	
February	15,481	
March	17,135	
April	17,784	
May	17,955	
June	17,967	

QUALITY

	Quantity	Base Number	Contract	AT	Region	England
% of FP17s for the same patient ID Re-attending within 3 months - Children	58	843	6.9%	10.9%	11.3%	11.5%
% of FP17s for the same patient ID Re-attending within 3 months - Adults	257	2,397	10.7%	14.3%	14.7%	15.4%
% of FP17s for the same patient ID Re-attending between 3 & 9 months - Children	540	843	64.1%	59.1%	60.8%	59.7%
% of FP17s for the same patient ID Re-attending between 3 & 9 months - Adults	1,300	2,397	54.2%	49.6%	52.8%	51.7%
% of FP17s for Band 1 Urgent Courses	241	2,957	8.2%	8.8%	8.2%	9.2%
% of FP17s Relating to Free Repair or Replacements	24	2,957	0.8%	0.6%	0.7%	0.7%
% of FP17s Relating to Continuations	24	2,957	0.8%	0.7%	0.8%	0.8%
% of Patients satisfied with the dentistry they have received	3	3	N/A	93.8%	93.2%	93.5%
% of Patients satisfied with the time they had to wait for an appointment	3	3	N/A	88.4%	88.5%	87.4%

* This is based on patients treated on this contract for their most recent course of treatment. Figures in italics indicate the base number of FP17s or Patient Questionnaire responses are less than 100. N/A is shown where the base number of responses is less than 10 during the period. % is calculated as Quantity/Base number*100

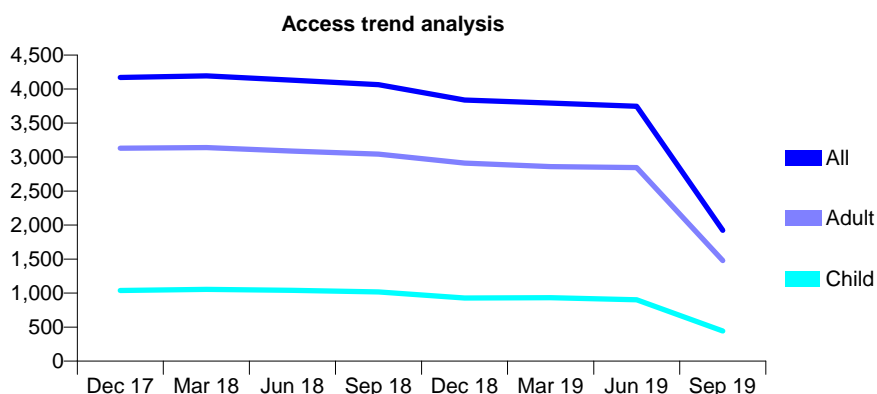
Q58 - Vital Signs At a Glance Contract Report for 342432/0001 - September 2019

Name or company name	MS RK GILL
Contract type name	GDS Contract
Purpose of contract	General
Contract start date	01/04/2006
Contract end date	04/04/2019

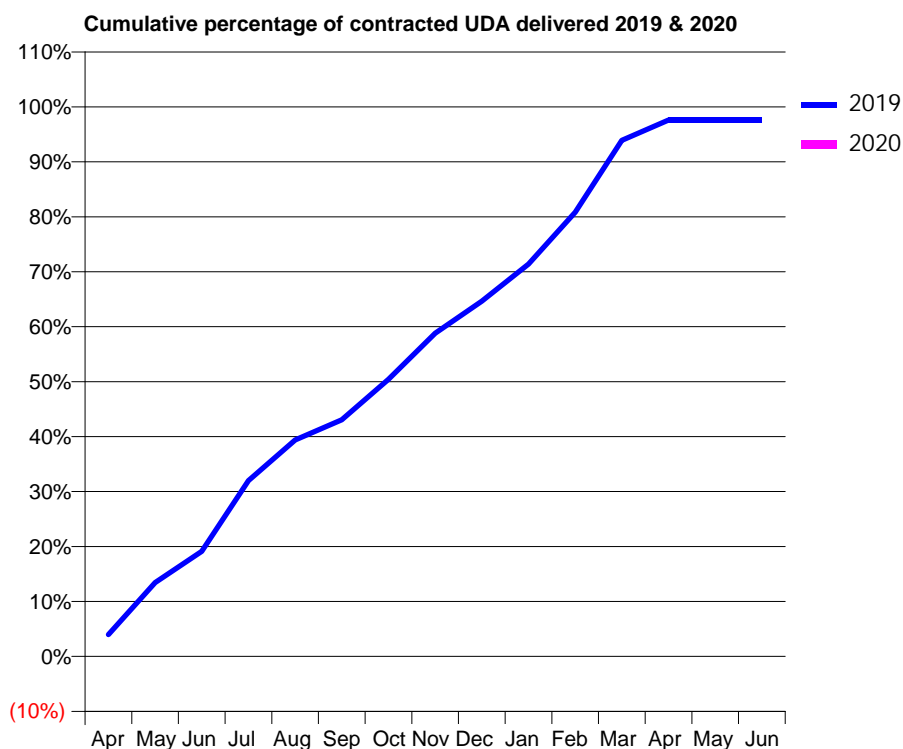
19/20 Contracted general activity (UDA)	102
Carry forward general activity (UDA)	0
19/20 Contracted orthodontic activity (UOA)	0
Carry forward orthodontic activity (UOA)	0
Baseline contract value	£2,060.90

ACCESS*

Patients seen in 24 months	Total	Change since previous quarter
Quarter ending September 2018	4,063	
Quarter ending December 2018	3,838	↓
Quarter ending March 2019	3,793	↓
Quarter ending June 2019	3,749	↓
Quarter ending September 2019	1,924	↓
Variance since September 2018	(52.6%)	↓



ACTIVITY



Month	2019	2020
April	363	244
May	1,228	1,000
June	1,749	1,596
July	2,924	1,839
August	3,601	1,839
September	3,937	453
October	4,609	
November	5,375	
December	5,909	
January	6,527	
February	7,388	
March	8,584	
April	8,923	
May	8,923	
June	8,923	

QUALITY

	Quantity	Base Number	Contract	AT	Region	England
% of FP17s for the same patient ID Re-attending within 3 months - Children	0	88	0.0%	10.9%	11.3%	11.5%
% of FP17s for the same patient ID Re-attending within 3 months - Adults	29	309	9.4%	14.3%	14.7%	15.4%
% of FP17s for the same patient ID Re-attending between 3 & 9 months - Children	26	88	29.5%	59.1%	60.8%	59.7%
% of FP17s for the same patient ID Re-attending between 3 & 9 months - Adults	95	309	30.7%	49.6%	52.8%	51.7%
% of FP17s for Band 1 Urgent Courses	40	253	15.8%	8.8%	8.2%	9.2%
% of FP17s Relating to Free Repair or Replacements	2	253	0.8%	0.6%	0.7%	0.7%
% of FP17s Relating to Continuations	0	253	0.0%	0.7%	0.8%	0.8%
% of Patients satisfied with the dentistry they have received	0	0	N/A	93.8%	93.2%	93.5%
% of Patients satisfied with the time they had to wait for an appointment	0	0	N/A	88.4%	88.5%	87.4%

* This is based on patients treated on this contract for their most recent course of treatment. Figures in italics indicate the base number of FP17s or Patient Questionnaire responses are less than 100. N/A is shown where the base number of responses is less than 10 during the period. % is calculated as Quantity/Base number*100

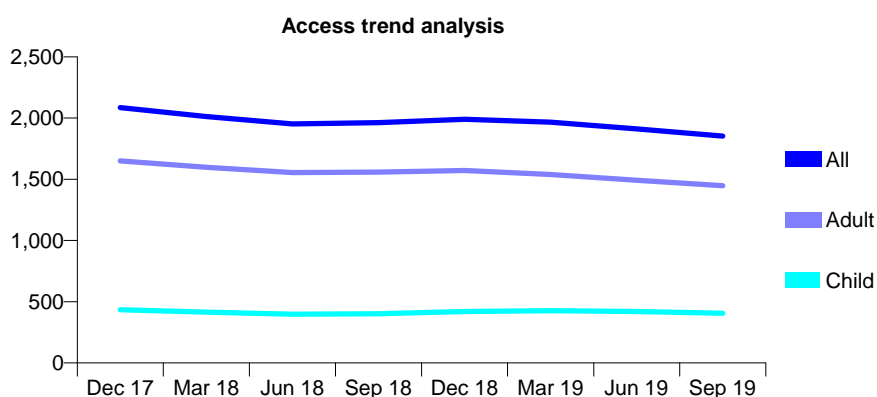
Q58 - Vital Signs At a Glance Contract Report for 343633/0001 - September 2019

Name or company name	MISS S AMPAH
Contract type name	GDS Contract
Purpose of contract	General
Contract start date	01/04/2006
Contract end date	

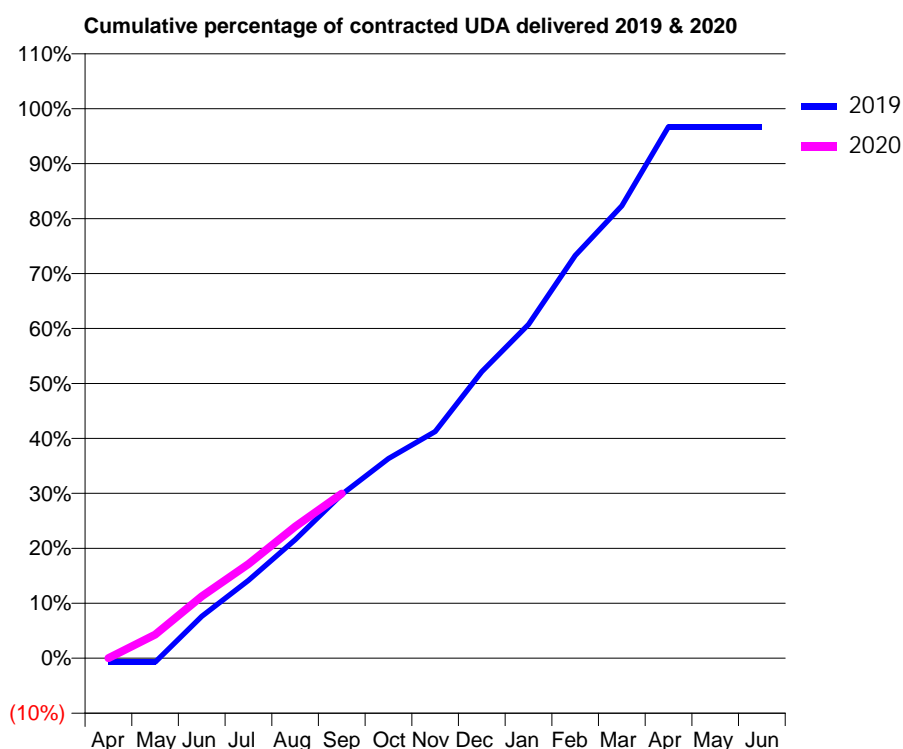
19/20 Contracted general activity (UDA)	6,500
Carry forward general activity (UDA)	0
19/20 Contracted orthodontic activity (UOA)	0
Carry forward orthodontic activity (UOA)	0
Baseline contract value	£186,053.39

ACCESS*

Patients seen in 24 months	Total	Change since previous quarter
Quarter ending September 2018	1,962	
Quarter ending December 2018	1,991	→
Quarter ending March 2019	1,967	↓
Quarter ending June 2019	1,912	↓
Quarter ending September 2019	1,854	↓
Variance since September 2018	(5.5%)	↓



ACTIVITY



Adjusted Scheduled Activity (UDA)		
Month	2019	2020
April	-47	0
May	-47	281
June	496	732
July	920	1,114
August	1,401	1,557
September	1,937	1,947
October	2,362	
November	2,680	
December	3,389	
January	3,947	
February	4,765	
March	5,349	
April	6,287	
May	6,287	
June	6,287	

QUALITY

	Quantity	Base Number	Contract	AT	Region	England
% of FP17s for the same patient ID Re-attending within 3 months - Children	9	233	3.9%	10.9%	11.3%	11.5%
% of FP17s for the same patient ID Re-attending within 3 months - Adults	71	785	9.0%	14.3%	14.7%	15.4%
% of FP17s for the same patient ID Re-attending between 3 & 9 months - Children	110	233	47.2%	59.1%	60.8%	59.7%
% of FP17s for the same patient ID Re-attending between 3 & 9 months - Adults	408	785	52.0%	49.6%	52.8%	51.7%
% of FP17s for Band 1 Urgent Courses	25	779	3.2%	8.8%	8.2%	9.2%
% of FP17s Relating to Free Repair or Replacements	0	779	0.0%	0.6%	0.7%	0.7%
% of FP17s Relating to Continuations	12	779	1.5%	0.7%	0.8%	0.8%
% of Patients satisfied with the dentistry they have received	1	2	N/A	93.8%	93.2%	93.5%
% of Patients satisfied with the time they had to wait for an appointment	1	2	N/A	88.4%	88.5%	87.4%

* This is based on patients treated on this contract for their most recent course of treatment.

Figures in italics indicate the base number of FP17s or Patient Questionnaire responses are less than 100. N/A is shown where the base number of responses is less than 10 during the period. % is calculated as Quantity/Base number*100

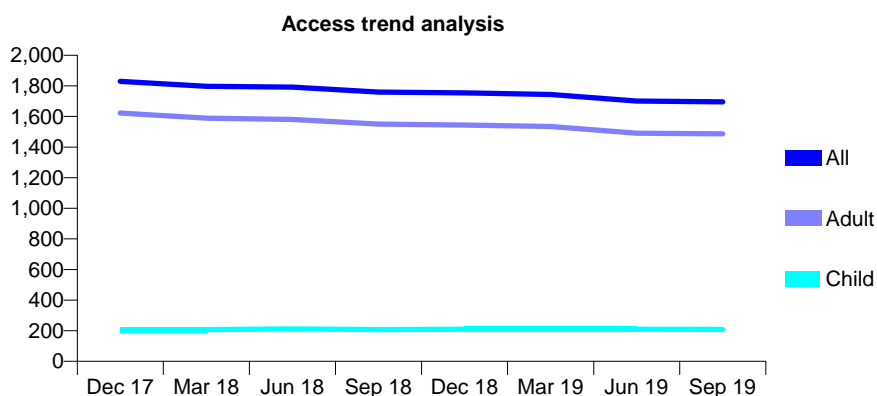
Q58 - Vital Signs At a Glance Contract Report for 343633/0003 - September 2019

Name or company name	MISS S AMPAH
Contract type name	GDS Contract
Purpose of contract	General
Contract start date	21/02/2014
Contract end date	

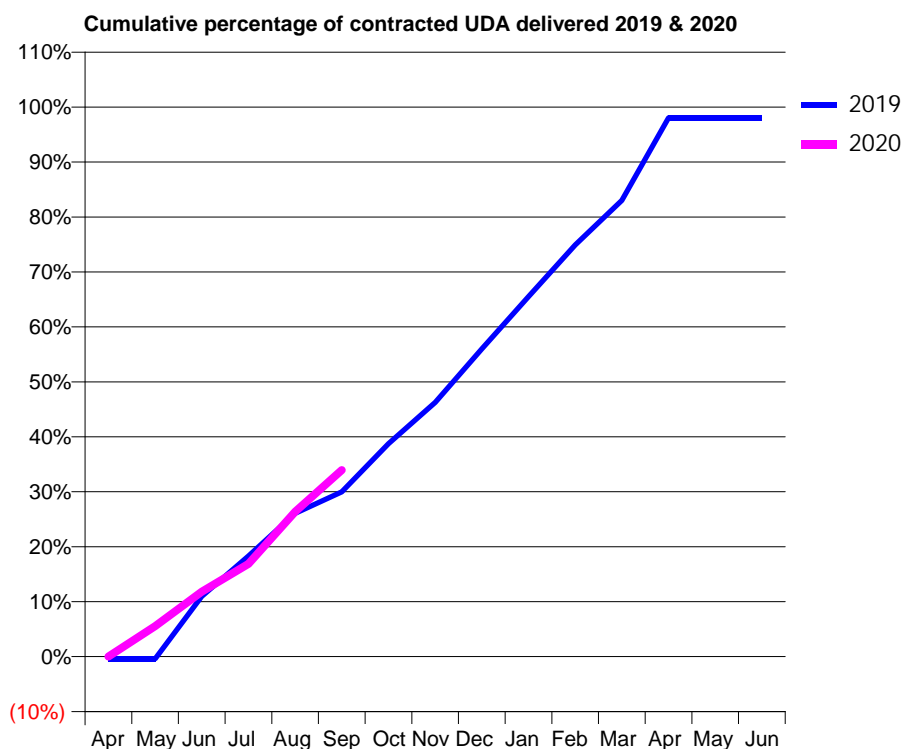
19/20 Contracted general activity (UDA)	6,505
Carry forward general activity (UDA)	0
19/20 Contracted orthodontic activity (UOA)	0
Carry forward orthodontic activity (UOA)	0
Baseline contract value	£162,343.28

ACCESS*

Patients seen in 24 months	Total	Change since previous quarter
Quarter ending September 2018	1,759	
Quarter ending December 2018	1,754	→
Quarter ending March 2019	1,744	→
Quarter ending June 2019	1,701	↓
Quarter ending September 2019	1,695	→
Variance since September 2018	(3.6%)	↓



ACTIVITY



Month	Adjusted Scheduled Activity (UDA)	
	2019	2020
April	-27	0
May	-27	360
June	714	768
July	1,192	1,099
August	1,696	1,716
September	1,950	2,207
October	2,519	
November	3,009	
December	3,643	
January	4,261	
February	4,875	
March	5,399	
April	6,379	
May	6,379	
June	6,379	

QUALITY

	Quantity	Base Number	Contract	AT	Region	England
% of FP17s for the same patient ID Re-attending within 3 months - Children	3	108	2.8%	10.9%	11.3%	11.5%
% of FP17s for the same patient ID Re-attending within 3 months - Adults	192	1,016	18.9%	14.3%	14.7%	15.4%
% of FP17s for the same patient ID Re-attending between 3 & 9 months - Children	17	108	15.7%	59.1%	60.8%	59.7%
% of FP17s for the same patient ID Re-attending between 3 & 9 months - Adults	444	1,016	43.7%	49.6%	52.8%	51.7%
% of FP17s for Band 1 Urgent Courses	75	882	8.5%	8.8%	8.2%	9.2%
% of FP17s Relating to Free Repair or Replacements	0	882	0.0%	0.6%	0.7%	0.7%
% of FP17s Relating to Continuations	27	882	3.1%	0.7%	0.8%	0.8%
% of Patients satisfied with the dentistry they have received	3	3	N/A	93.8%	93.2%	93.5%
% of Patients satisfied with the time they had to wait for an appointment	3	3	N/A	88.4%	88.5%	87.4%

* This is based on patients treated on this contract for their most recent course of treatment. Figures in italics indicate the base number of FP17s or Patient Questionnaire responses are less than 100. N/A is shown where the base number of responses is less than 10 during the period. % is calculated as Quantity/Base number*100

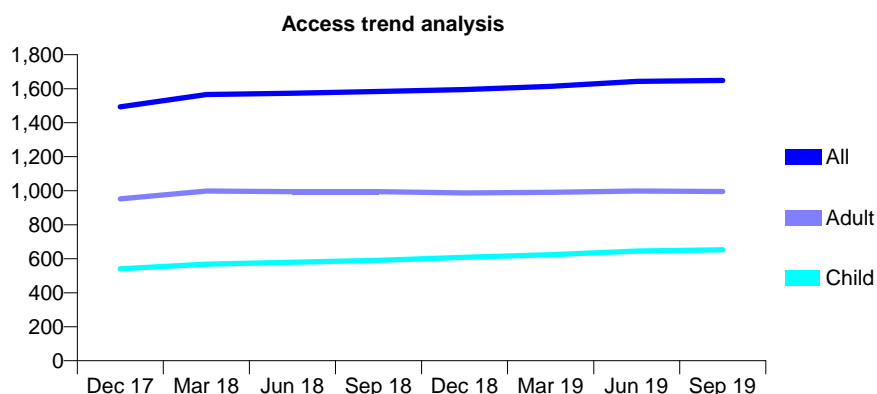
Q58 - Vital Signs At a Glance Contract Report for 344508/0001 - September 2019

Name or company name	MR SM AARON
Contract type name	GDS Contract
Purpose of contract	General
Contract start date	31/07/2006
Contract end date	

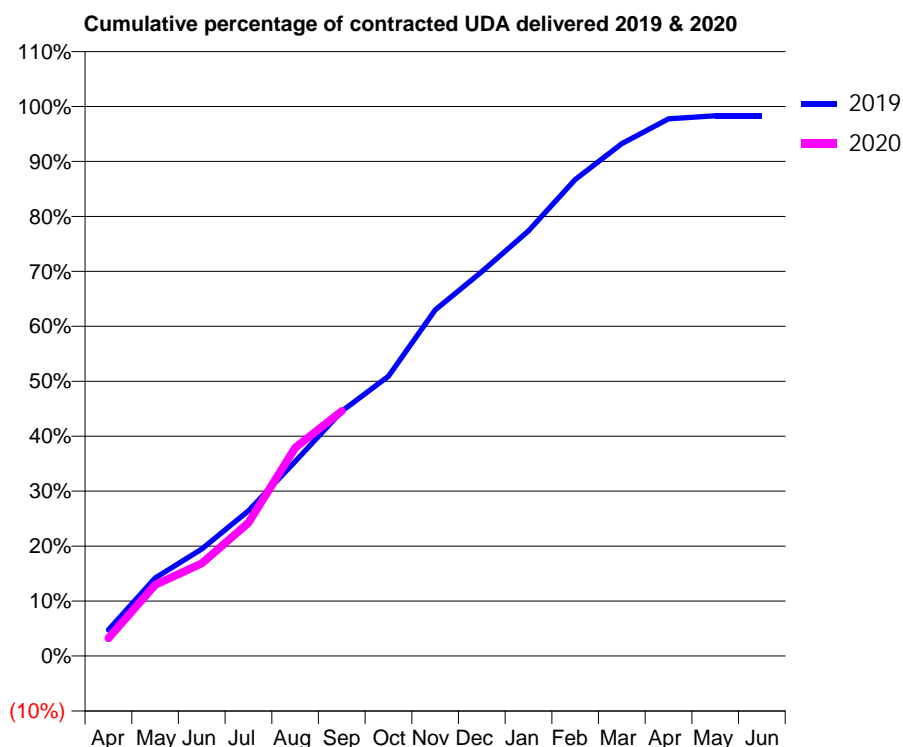
19/20 Contracted general activity (UDA)	3,901
Carry forward general activity (UDA)	0
19/20 Contracted orthodontic activity (UOA)	0
Carry forward orthodontic activity (UOA)	0
Baseline contract value	£105,390.79

ACCESS*

Patients seen in 24 months	Total	Change since previous quarter
Quarter ending September 2018	1,584	
Quarter ending December 2018	1,595	→
Quarter ending March 2019	1,614	→
Quarter ending June 2019	1,643	→
Quarter ending September 2019	1,648	→
Variance since September 2018	4.0%	↑



ACTIVITY



Month	Adjusted Scheduled Activity (UDA)	
	2019	2020
April	186	126
May	554	505
June	760	657
July	1,031	946
August	1,380	1,478
September	1,738	1,739
October	1,986	
November	2,457	
December	2,728	
January	3,017	
February	3,383	
March	3,638	
April	3,813	
May	3,834	
June	3,834	

QUALITY

	Quantity	Base Number	Contract	AT	Region	England
% of FP17s for the same patient ID Re-attending within 3 months - Children	43	509	8.4%	10.9%	11.3%	11.5%
% of FP17s for the same patient ID Re-attending within 3 months - Adults	59	654	9.0%	14.3%	14.7%	15.4%
% of FP17s for the same patient ID Re-attending between 3 & 9 months - Children	305	509	59.9%	59.1%	60.8%	59.7%
% of FP17s for the same patient ID Re-attending between 3 & 9 months - Adults	383	654	58.6%	49.6%	52.8%	51.7%
% of FP17s for Band 1 Urgent Courses	59	1,057	5.6%	8.8%	8.2%	9.2%
% of FP17s Relating to Free Repair or Replacements	7	1,057	0.7%	0.6%	0.7%	0.7%
% of FP17s Relating to Continuations	0	1,057	0.0%	0.7%	0.8%	0.8%
% of Patients satisfied with the dentistry they have received	0	0	N/A	93.8%	93.2%	93.5%
% of Patients satisfied with the time they had to wait for an appointment	0	0	N/A	88.4%	88.5%	87.4%

* This is based on patients treated on this contract for their most recent course of treatment. Figures in italics indicate the base number of FP17s or Patient Questionnaire responses are less than 100. N/A is shown where the base number of responses is less than 10 during the period. % is calculated as Quantity/Base number*100

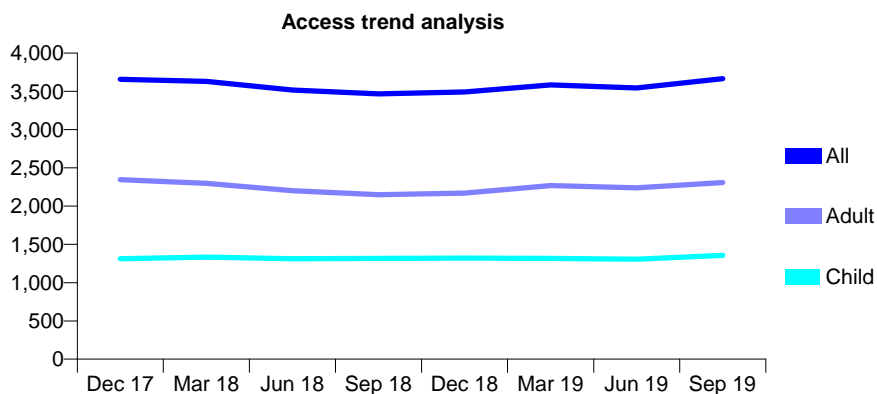
Q58 - Vital Signs At a Glance Contract Report for 345253/0001 - September 2019

Name or company name	MR O OLUSANYA
Contract type name	GDS Contract
Purpose of contract	General
Contract start date	01/04/2006
Contract end date	

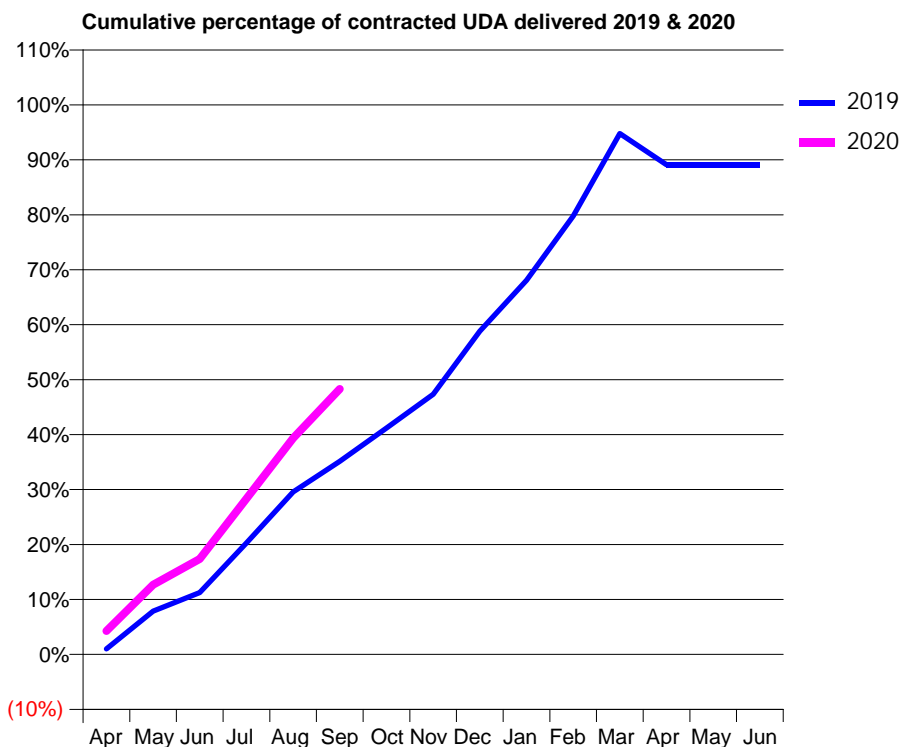
19/20 Contracted general activity (UDA)	9,083
Carry forward general activity (UDA)	0
19/20 Contracted orthodontic activity (UOA)	0
Carry forward orthodontic activity (UOA)	0
Baseline contract value	£276,022.39

ACCESS*

Patients seen in 24 months	Total	Change since previous quarter
Quarter ending September 2018	3,465	
Quarter ending December 2018	3,492	→
Quarter ending March 2019	3,584	↑
Quarter ending June 2019	3,545	↓
Quarter ending September 2019	3,665	↑
Variance since September 2018	5.8%	↑



ACTIVITY



Month	2019	2020
April	92	386
May	716	1,152
June	1,023	1,578
July	1,845	2,576
August	2,685	3,574
September	3,190	4,386
October	3,741	
November	4,298	
December	5,342	
January	6,184	
February	7,247	
March	8,608	
April	8,093	
May	8,093	
June	8,093	

QUALITY

	Quantity	Base Number	Contract	AT	Region	England
% of FP17s for the same patient ID Re-attending within 3 months - Children	55	777	7.1%	10.9%	11.3%	11.5%
% of FP17s for the same patient ID Re-attending within 3 months - Adults	175	870	20.1%	14.3%	14.7%	15.4%
% of FP17s for the same patient ID Re-attending between 3 & 9 months - Children	251	777	32.3%	59.1%	60.8%	59.7%
% of FP17s for the same patient ID Re-attending between 3 & 9 months - Adults	275	870	31.6%	49.6%	52.8%	51.7%
% of FP17s for Band 1 Urgent Courses	237	1,829	13.0%	8.8%	8.2%	9.2%
% of FP17s Relating to Free Repair or Replacements	8	1,829	0.4%	0.6%	0.7%	0.7%
% of FP17s Relating to Continuations	25	1,829	1.4%	0.7%	0.8%	0.8%
% of Patients satisfied with the dentistry they have received	0	0	N/A	93.8%	93.2%	93.5%
% of Patients satisfied with the time they had to wait for an appointment	0	0	N/A	88.4%	88.5%	87.4%

* This is based on patients treated on this contract for their most recent course of treatment. Figures in italics indicate the base number of FP17s or Patient Questionnaire responses are less than 100. N/A is shown where the base number of responses is less than 10 during the period. % is calculated as Quantity/Base number*100

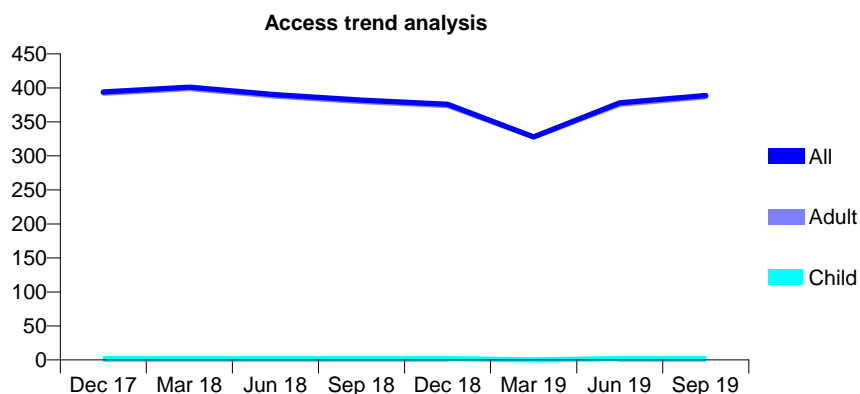
Q58 - Vital Signs At a Glance Contract Report for 345253/0002 - September 2019

Name or company name	MR O OLUSANYA
Contract type name	PDS Contract
Purpose of contract	General
Contract start date	01/04/2010
Contract end date	31/03/2020

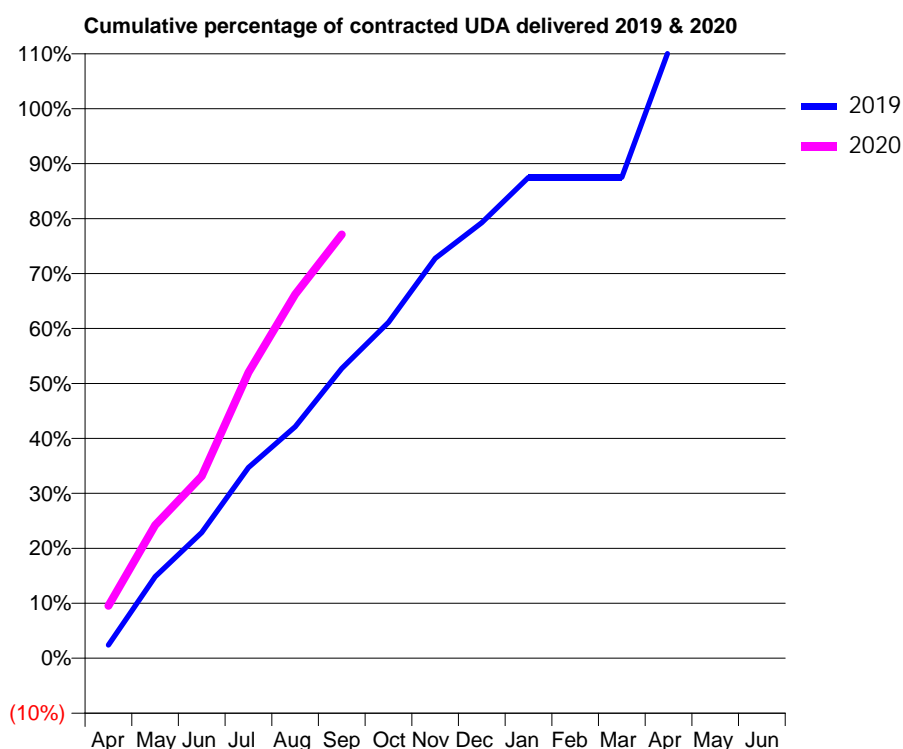
19/20 Contracted general activity (UDA)	2,879
Carry forward general activity (UDA)	0
19/20 Contracted orthodontic activity (UOA)	0
Carry forward orthodontic activity (UOA)	0
Baseline contract value	£200,335.59

ACCESS*

Patients seen in 24 months	Total	Change since previous quarter
Quarter ending September 2018	382	
Quarter ending December 2018	376	↓
Quarter ending March 2019	328	↓
Quarter ending June 2019	378	↑
Quarter ending September 2019	389	↑
Variance since September 2018	1.8%	→



ACTIVITY



Month	2019	2020
April	102	275
May	627	697
June	966	954
July	1,467	1,497
August	1,779	1,906
September	2,227	2,220
October	2,582	
November	3,074	
December	3,349	
January	3,697	
February	3,697	
March	3,697	
April	4,670	
May	4,670	
June	4,670	

QUALITY

	Quantity	Base Number	Contract	AT	Region	England
% of FP17s for the same patient ID Re-attending within 3 months - Children	0	19	0.0%	10.9%	11.3%	11.5%
% of FP17s for the same patient ID Re-attending within 3 months - Adults	1	1,086	0.1%	14.3%	14.7%	15.4%
% of FP17s for the same patient ID Re-attending between 3 & 9 months - Children	0	19	0.0%	59.1%	60.8%	59.7%
% of FP17s for the same patient ID Re-attending between 3 & 9 months - Adults	5	1,086	0.5%	49.6%	52.8%	51.7%
% of FP17s for Band 1 Urgent Courses	0	766	0.0%	8.8%	8.2%	9.2%
% of FP17s Relating to Free Repair or Replacements	0	766	0.0%	0.6%	0.7%	0.7%
% of FP17s Relating to Continuations	0	766	0.0%	0.7%	0.8%	0.8%
% of Patients satisfied with the dentistry they have received	0	0	N/A	93.8%	93.2%	93.5%
% of Patients satisfied with the time they had to wait for an appointment	0	0	N/A	88.4%	88.5%	87.4%

* This is based on patients treated on this contract for their most recent course of treatment.

Figures in italics indicate the base number of FP17s or Patient Questionnaire responses are less than 100. N/A is shown where the base number of responses is less than 10 during the period. % is calculated as Quantity/Base number*100

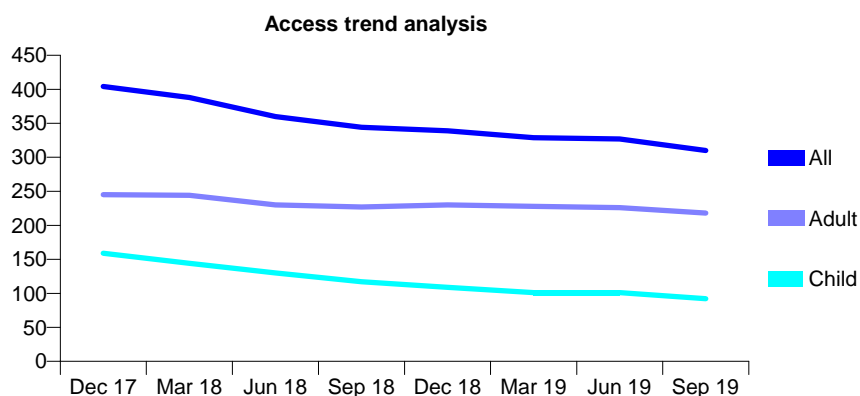
Q58 - Vital Signs At a Glance Contract Report for 352675/0001 - September 2019

Name or company name	MR AJ AMERY
Contract type name	GDS Contract
Purpose of contract	General
Contract start date	01/04/2006
Contract end date	

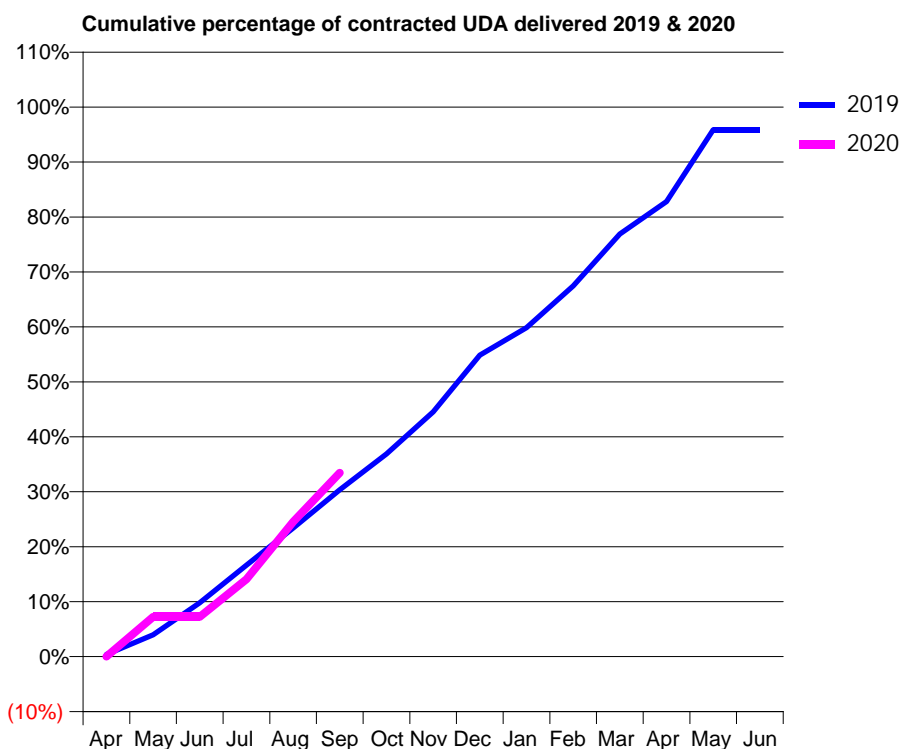
19/20 Contracted general activity (UDA)	1,000
Carry forward general activity (UDA)	0
19/20 Contracted orthodontic activity (UOA)	0
Carry forward orthodontic activity (UOA)	0
Baseline contract value	£25,102.23

ACCESS*

Patients seen in 24 months	Total	Change since previous quarter
Quarter ending September 2018	344	
Quarter ending December 2018	339	↓
Quarter ending March 2019	329	↓
Quarter ending June 2019	327	→
Quarter ending September 2019	310	↓
Variance since September 2018	(9.9%)	↓



ACTIVITY



Month	Adjusted Scheduled Activity (UDA)	
	2019	2020
April	4	0
May	40	72
June	98	72
July	167	141
August	234	245
September	304	334
October	369	
November	445	
December	549	
January	599	
February	675	
March	769	
April	828	
May	959	
June	959	

QUALITY

	Quantity	Base Number	Contract	AT	Region	England
% of FP17s for the same patient ID Re-attending within 3 months - Children	3	47	6.4%	10.9%	11.3%	11.5%
% of FP17s for the same patient ID Re-attending within 3 months - Adults	8	91	8.8%	14.3%	14.7%	15.4%
% of FP17s for the same patient ID Re-attending between 3 & 9 months - Children	11	47	23.4%	59.1%	60.8%	59.7%
% of FP17s for the same patient ID Re-attending between 3 & 9 months - Adults	19	91	20.9%	49.6%	52.8%	51.7%
% of FP17s for Band 1 Urgent Courses	7	102	6.9%	8.8%	8.2%	9.2%
% of FP17s Relating to Free Repair or Replacements	0	102	0.0%	0.6%	0.7%	0.7%
% of FP17s Relating to Continuations	0	102	0.0%	0.7%	0.8%	0.8%
% of Patients satisfied with the dentistry they have received	0	0	N/A	93.8%	93.2%	93.5%
% of Patients satisfied with the time they had to wait for an appointment	0	0	N/A	88.4%	88.5%	87.4%

* This is based on patients treated on this contract for their most recent course of treatment. Figures in italics indicate the base number of FP17s or Patient Questionnaire responses are less than 100. N/A is shown where the base number of responses is less than 10 during the period. % is calculated as Quantity/Base number*100

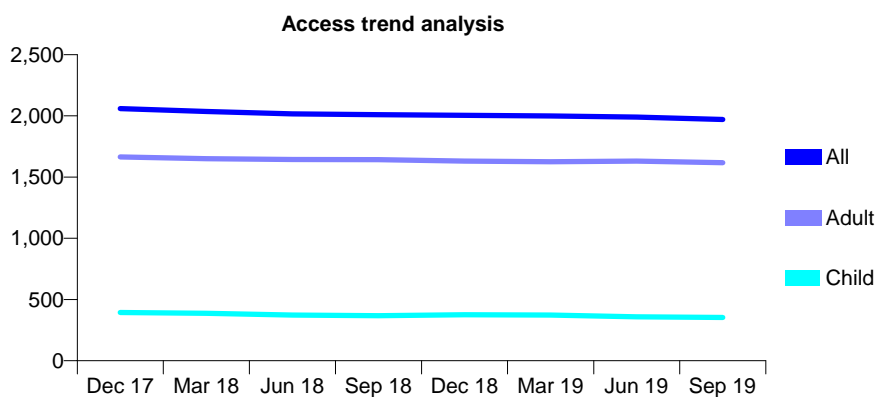
Q58 - Vital Signs At a Glance Contract Report for 357758/0001 - September 2019

Name or company name	MR OO OSISANYA
Contract type name	GDS Contract
Purpose of contract	General
Contract start date	08/01/2012
Contract end date	

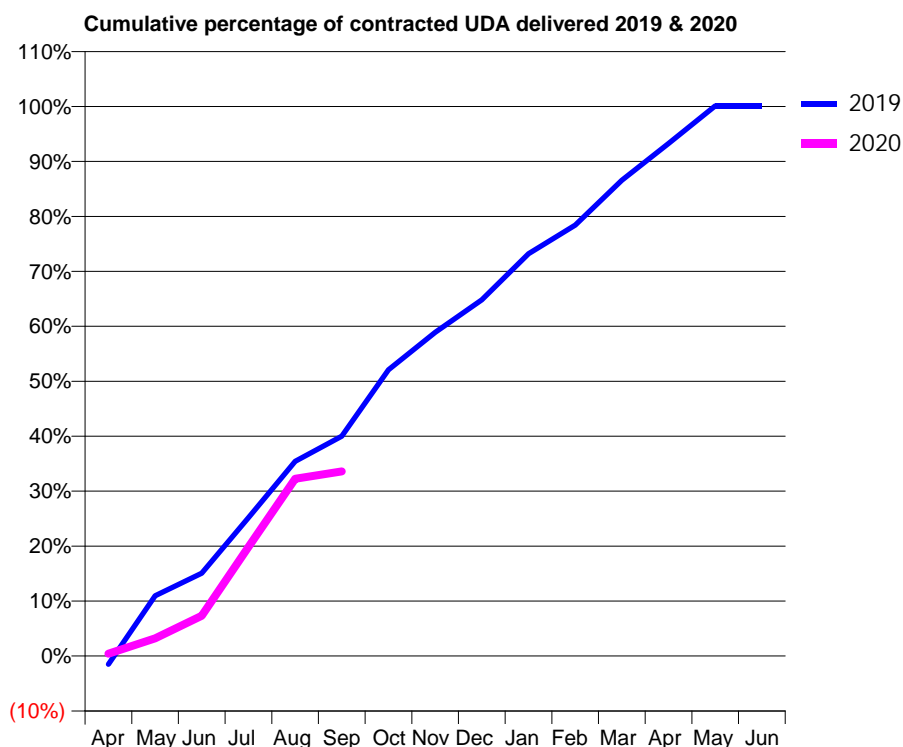
19/20 Contracted general activity (UDA)	5,317
Carry forward general activity (UDA)	-5
19/20 Contracted orthodontic activity (UOA)	0
Carry forward orthodontic activity (UOA)	0
Baseline contract value	£169,776.79

ACCESS*

Patients seen in 24 months	Total	Change since previous quarter
Quarter ending September 2018	2,010	
Quarter ending December 2018	2,005	→
Quarter ending March 2019	1,999	→
Quarter ending June 2019	1,990	→
Quarter ending September 2019	1,970	↓
Variance since September 2018	(2.0%)	↓



ACTIVITY



Month	Adjusted Scheduled Activity (UDA)	
	2019	2020
April	-81	23
May	584	171
June	802	388
July	1,338	1,056
August	1,885	1,715
September	2,127	1,787
October	2,769	
November	3,133	
December	3,446	
January	3,892	
February	4,169	
March	4,603	
April	4,959	
May	5,323	
June	5,323	

QUALITY

	Quantity	Base Number	Contract	AT	Region	England
% of FP17s for the same patient ID Re-attending within 3 months - Children	24	281	8.5%	10.9%	11.3%	11.5%
% of FP17s for the same patient ID Re-attending within 3 months - Adults	115	1,104	10.4%	14.3%	14.7%	15.4%
% of FP17s for the same patient ID Re-attending between 3 & 9 months - Children	181	281	64.4%	59.1%	60.8%	59.7%
% of FP17s for the same patient ID Re-attending between 3 & 9 months - Adults	506	1,104	45.8%	49.6%	52.8%	51.7%
% of FP17s for Band 1 Urgent Courses	108	976	11.1%	8.8%	8.2%	9.2%
% of FP17s Relating to Free Repair or Replacements	8	976	0.8%	0.6%	0.7%	0.7%
% of FP17s Relating to Continuations	3	976	0.3%	0.7%	0.8%	0.8%
% of Patients satisfied with the dentistry they have received	0	0	N/A	93.8%	93.2%	93.5%
% of Patients satisfied with the time they had to wait for an appointment	0	0	N/A	88.4%	88.5%	87.4%

* This is based on patients treated on this contract for their most recent course of treatment. Figures in italics indicate the base number of FP17s or Patient Questionnaire responses are less than 100. N/A is shown where the base number of responses is less than 10 during the period. % is calculated as Quantity/Base number*100

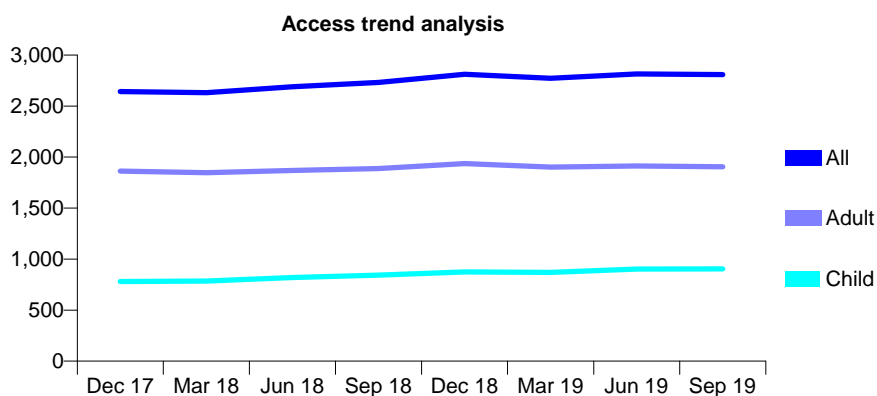
Q58 - Vital Signs At a Glance Contract Report for 357820/0001 - September 2019

Name or company name	Tigga Smile - Bedford Dental Centre
Contract type name	GDS Contract
Purpose of contract	General
Contract start date	01/03/2015
Contract end date	

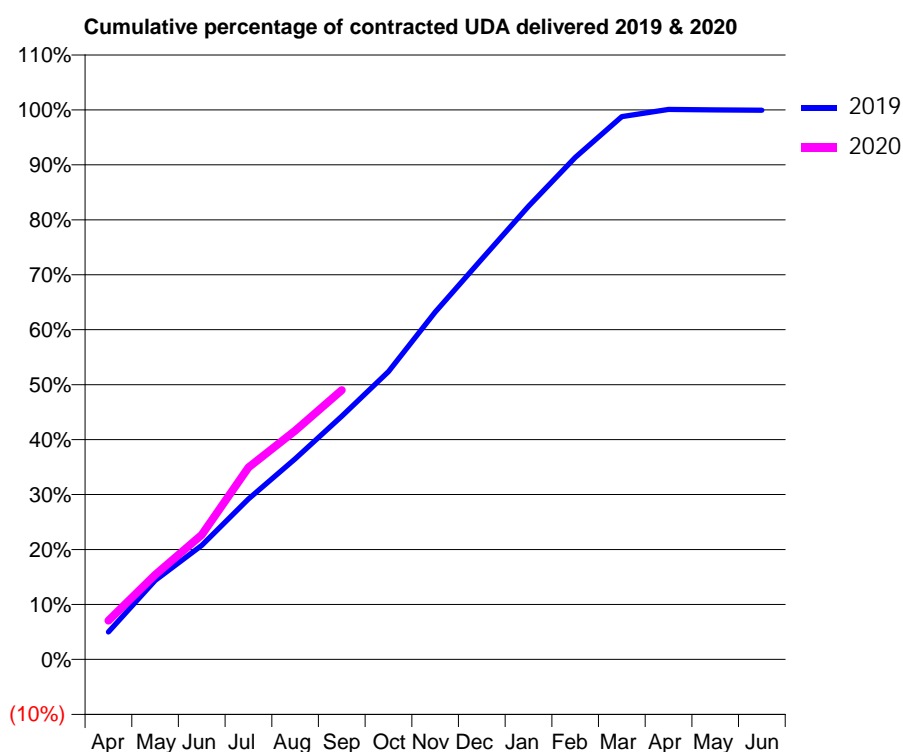
19/20 Contracted general activity (UDA)	7,000
Carry forward general activity (UDA)	0
19/20 Contracted orthodontic activity (UOA)	0
Carry forward orthodontic activity (UOA)	0
Baseline contract value	£201,890.32

ACCESS*

Patients seen in 24 months	Total	Change since previous quarter
Quarter ending September 2018	2,731	
Quarter ending December 2018	2,812	↑
Quarter ending March 2019	2,773	↓
Quarter ending June 2019	2,815	→
Quarter ending September 2019	2,809	→
Variance since September 2018	2.9%	↑



ACTIVITY



Month	Adjusted Scheduled Activity (UDA)	
	2019	2020
April	350	496
May	1,006	1,077
June	1,452	1,587
July	2,045	2,446
August	2,556	2,914
September	3,098	3,431
October	3,666	
November	4,424	
December	5,098	
January	5,774	
February	6,394	
March	6,914	
April	7,006	
May	6,999	
June	6,995	

QUALITY

	Quantity	Base Number	Contract	AT	Region	England
% of FP17s for the same patient ID Re-attending within 3 months - Children	56	612	9.2%	10.9%	11.3%	11.5%
% of FP17s for the same patient ID Re-attending within 3 months - Adults	209	1,143	18.3%	14.3%	14.7%	15.4%
% of FP17s for the same patient ID Re-attending between 3 & 9 months - Children	319	612	52.1%	59.1%	60.8%	59.7%
% of FP17s for the same patient ID Re-attending between 3 & 9 months - Adults	460	1,143	40.2%	49.6%	52.8%	51.7%
% of FP17s for Band 1 Urgent Courses	290	1,724	16.8%	8.8%	8.2%	9.2%
% of FP17s Relating to Free Repair or Replacements	1	1,724	0.1%	0.6%	0.7%	0.7%
% of FP17s Relating to Continuations	5	1,724	0.3%	0.7%	0.8%	0.8%
% of Patients satisfied with the dentistry they have received	0	0	N/A	93.8%	93.2%	93.5%
% of Patients satisfied with the time they had to wait for an appointment	0	0	N/A	88.4%	88.5%	87.4%

* This is based on patients treated on this contract for their most recent course of treatment. Figures in italics indicate the base number of FP17s or Patient Questionnaire responses are less than 100. N/A is shown where the base number of responses is less than 10 during the period. % is calculated as Quantity/Base number*100

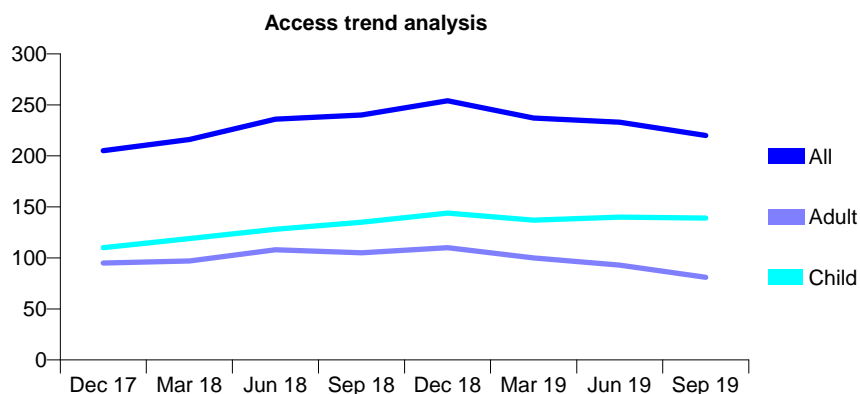
Q58 - Vital Signs At a Glance Contract Report for 360597/0001 - September 2019

Name or company name	MRS N VASFI
Contract type name	GDS Contract
Purpose of contract	General
Contract start date	01/03/2009
Contract end date	

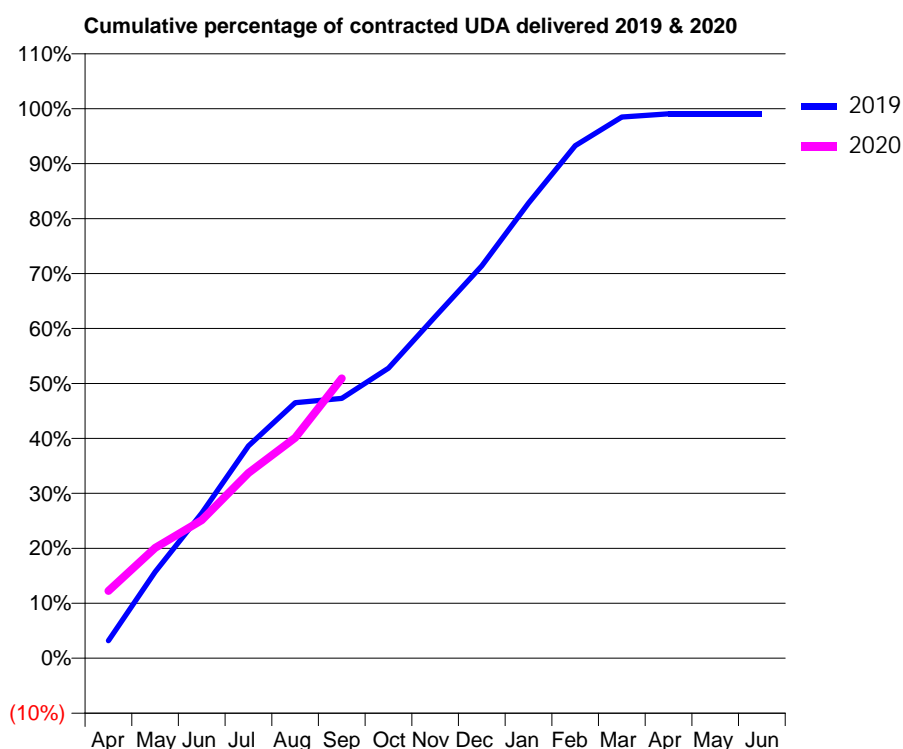
19/20 Contracted general activity (UDA)	500
Carry forward general activity (UDA)	0
19/20 Contracted orthodontic activity (UOA)	0
Carry forward orthodontic activity (UOA)	0
Baseline contract value	£12,005.83

ACCESS*

Patients seen in 24 months	Total	Change since previous quarter
Quarter ending September 2018	240	
Quarter ending December 2018	254	↑
Quarter ending March 2019	237	↓
Quarter ending June 2019	233	↓
Quarter ending September 2019	220	↓
Variance since September 2018	(8.3%)	↓



ACTIVITY



Month	Adjusted Scheduled Activity (UDA)	
	2019	2020
April	16	61
May	79	100
June	132	126
July	193	169
August	232	201
September	236	255
October	264	
November	311	
December	357	
January	414	
February	466	
March	492	
April	495	
May	495	
June	495	

QUALITY

	Quantity	Base Number	Contract	AT	Region	England
% of FP17s for the same patient ID Re-attending within 3 months - Children	8	101	7.9%	10.9%	11.3%	11.5%
% of FP17s for the same patient ID Re-attending within 3 months - Adults	7	42	16.7%	14.3%	14.7%	15.4%
% of FP17s for the same patient ID Re-attending between 3 & 9 months - Children	55	101	54.5%	59.1%	60.8%	59.7%
% of FP17s for the same patient ID Re-attending between 3 & 9 months - Adults	19	42	45.2%	49.6%	52.8%	51.7%
% of FP17s for Band 1 Urgent Courses	3	142	2.1%	8.8%	8.2%	9.2%
% of FP17s Relating to Free Repair or Replacements	0	142	0.0%	0.6%	0.7%	0.7%
% of FP17s Relating to Continuations	0	142	0.0%	0.7%	0.8%	0.8%
% of Patients satisfied with the dentistry they have received	0	0	N/A	93.8%	93.2%	93.5%
% of Patients satisfied with the time they had to wait for an appointment	0	0	N/A	88.4%	88.5%	87.4%

* This is based on patients treated on this contract for their most recent course of treatment. Figures in italics indicate the base number of FP17s or Patient Questionnaire responses are less than 100. N/A is shown where the base number of responses is less than 10 during the period. % is calculated as Quantity/Base number*100

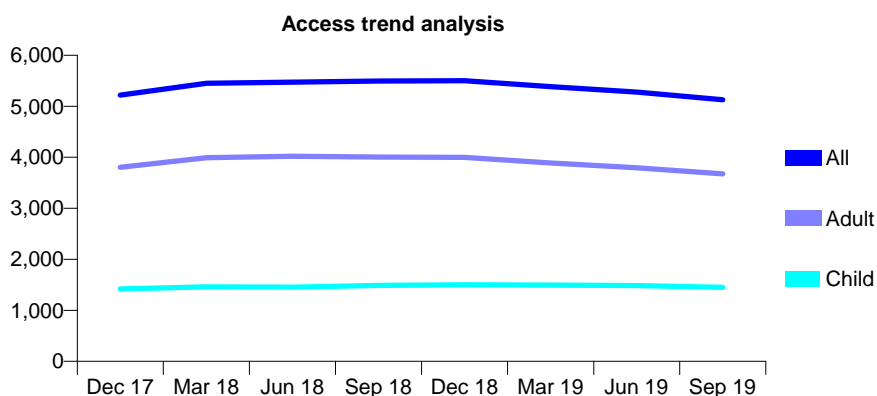
Q58 - Vital Signs At a Glance Contract Report for 360961/0001 - September 2019

Name or company name	MR V SHAH
Contract type name	GDS Contract
Purpose of contract	General
Contract start date	01/01/2010
Contract end date	

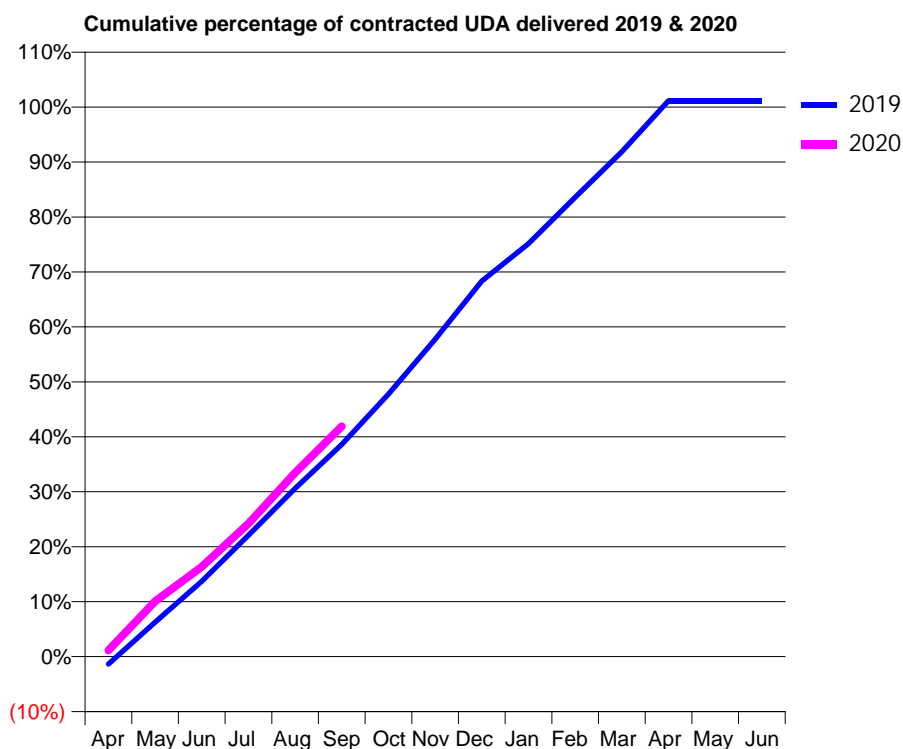
19/20 Contracted general activity (UDA)	12,725
Carry forward general activity (UDA)	-147
19/20 Contracted orthodontic activity (UOA)	0
Carry forward orthodontic activity (UOA)	0
Baseline contract value	£473,552.99

ACCESS*

Patients seen in 24 months	Total	Change since previous quarter
Quarter ending September 2018	5,493	
Quarter ending December 2018	5,501	→
Quarter ending March 2019	5,385	↓
Quarter ending June 2019	5,281	↓
Quarter ending September 2019	5,127	↓
Variance since September 2018	(6.7%)	↓



ACTIVITY



Month	Adjusted Scheduled Activity (UDA)	
	2019	2020
April	-173	147
May	799	1,281
June	1,742	2,078
July	2,812	3,080
August	3,898	4,260
September	4,912	5,331
October	6,078	
November	7,351	
December	8,693	
January	9,561	
February	10,636	
March	11,690	
April	12,873	
May	12,873	
June	12,873	

QUALITY

	Quantity	Base Number	Contract	AT	Region	England
% of FP17s for the same patient ID Re-attending within 3 months - Children	77	1,276	6.0%	10.9%	11.3%	11.5%
% of FP17s for the same patient ID Re-attending within 3 months - Adults	384	2,769	13.9%	14.3%	14.7%	15.4%
% of FP17s for the same patient ID Re-attending between 3 & 9 months - Children	868	1,276	68.0%	59.1%	60.8%	59.7%
% of FP17s for the same patient ID Re-attending between 3 & 9 months - Adults	1,848	2,769	66.7%	49.6%	52.8%	51.7%
% of FP17s for Band 1 Urgent Courses	154	3,030	5.1%	8.8%	8.2%	9.2%
% of FP17s Relating to Free Repair or Replacements	15	3,030	0.5%	0.6%	0.7%	0.7%
% of FP17s Relating to Continuations	56	3,030	1.8%	0.7%	0.8%	0.8%
% of Patients satisfied with the dentistry they have received	3	3	N/A	93.8%	93.2%	93.5%
% of Patients satisfied with the time they had to wait for an appointment	2	3	N/A	88.4%	88.5%	87.4%

* This is based on patients treated on this contract for their most recent course of treatment. Figures in italics indicate the base number of FP17s or Patient Questionnaire responses are less than 100. N/A is shown where the base number of responses is less than 10 during the period. % is calculated as Quantity/Base number*100

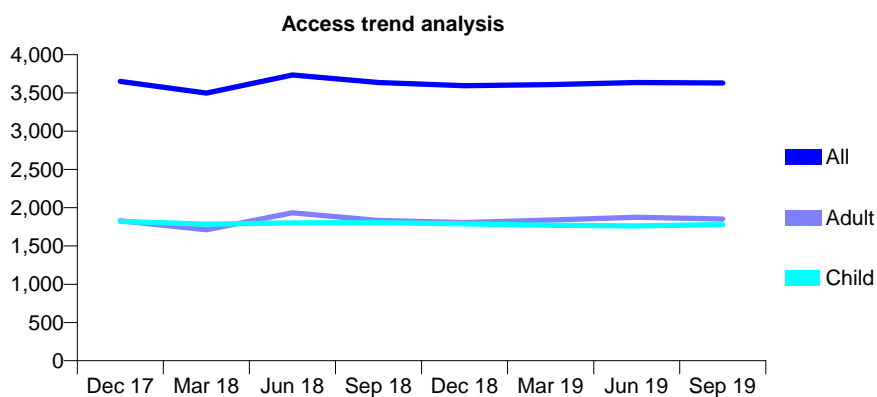
Q58 - Vital Signs At a Glance Contract Report for 363456/0001 - September 2019

Name or company name	Ballard & Tucker
Contract type name	GDS Contract
Purpose of contract	General
Contract start date	01/04/2006
Contract end date	

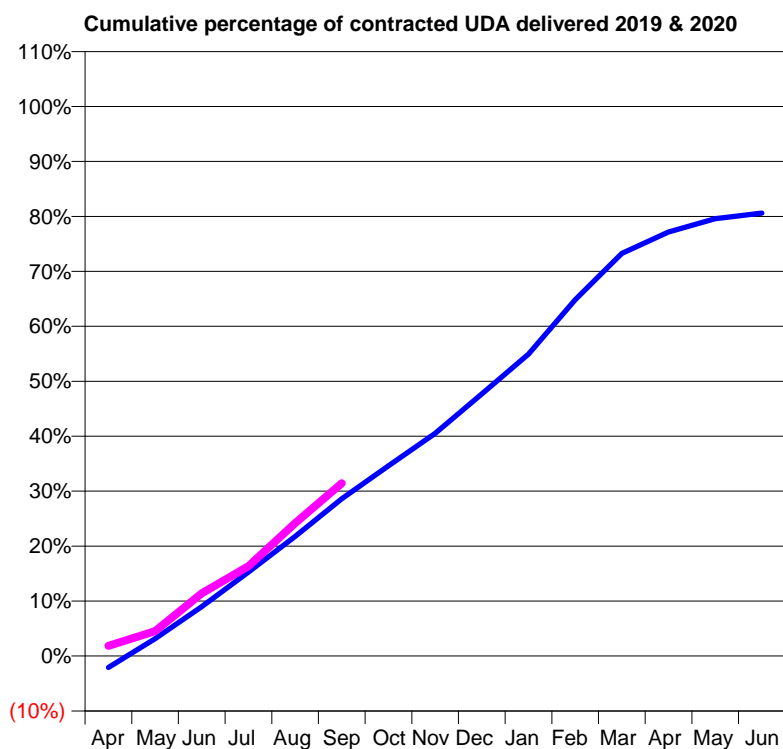
19/20 Contracted general activity (UDA)	8,899
Carry forward general activity (UDA)	0
19/20 Contracted orthodontic activity (UOA)	0
Carry forward orthodontic activity (UOA)	0
Baseline contract value	£208,592.63

ACCESS*

Patients seen in 24 months	Total	Change since previous quarter
Quarter ending September 2018	3,636	
Quarter ending December 2018	3,595	↓
Quarter ending March 2019	3,609	→
Quarter ending June 2019	3,637	→
Quarter ending September 2019	3,629	→
Variance since September 2018	(0.2%)	→



ACTIVITY



Month	Adjusted Scheduled Activity (UDA)	
	2019	2020
April	-186	166
May	281	402
June	801	1,016
July	1,360	1,456
August	1,938	2,153
September	2,548	2,798
October	3,080	
November	3,604	
December	4,244	
January	4,887	
February	5,772	
March	6,519	
April	6,866	
May	7,081	
June	7,172	

QUALITY

	Quantity	Base Number	Contract	AT	Region	England
% of FP17s for the same patient ID Re-attending within 3 months - Children	76	1,370	5.5%	10.9%	11.3%	11.5%
% of FP17s for the same patient ID Re-attending within 3 months - Adults	69	799	8.6%	14.3%	14.7%	15.4%
% of FP17s for the same patient ID Re-attending between 3 & 9 months - Children	900	1,370	65.7%	59.1%	60.8%	59.7%
% of FP17s for the same patient ID Re-attending between 3 & 9 months - Adults	390	799	48.8%	49.6%	52.8%	51.7%
% of FP17s for Band 1 Urgent Courses	52	1,668	3.1%	8.8%	8.2%	9.2%
% of FP17s Relating to Free Repair or Replacements	0	1,668	0.0%	0.6%	0.7%	0.7%
% of FP17s Relating to Continuations	1	1,668	0.1%	0.7%	0.8%	0.8%
% of Patients satisfied with the dentistry they have received	0	0	N/A	93.8%	93.2%	93.5%
% of Patients satisfied with the time they had to wait for an appointment	0	0	N/A	88.4%	88.5%	87.4%

* This is based on patients treated on this contract for their most recent course of treatment. Figures in italics indicate the base number of FP17s or Patient Questionnaire responses are less than 100. N/A is shown where the base number of responses is less than 10 during the period. % is calculated as Quantity/Base number*100

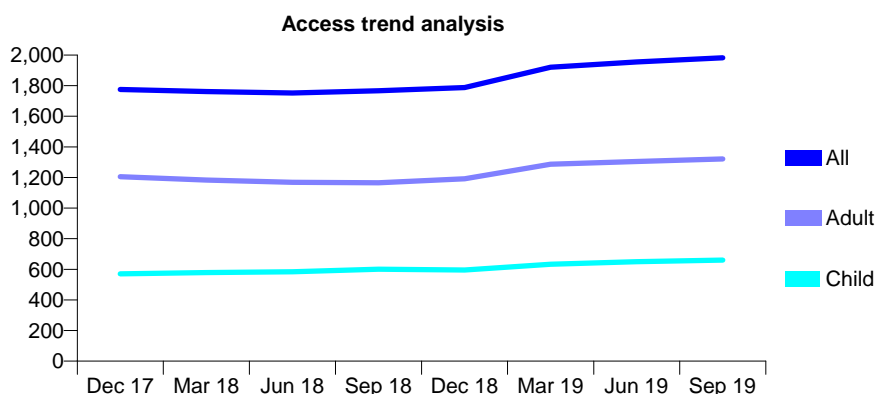
Q58 - Vital Signs At a Glance Contract Report for 366080/0001 - September 2019

Name or company name	MR R KENANI
Contract type name	GDS Contract
Purpose of contract	General
Contract start date	05/12/2009
Contract end date	

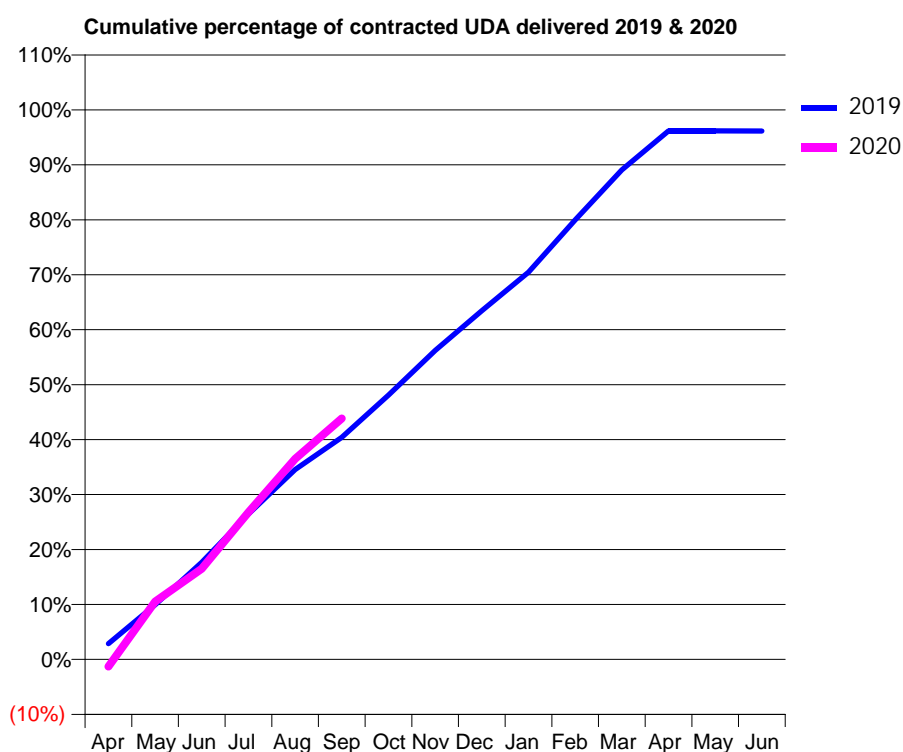
19/20 Contracted general activity (UDA)	5,473
Carry forward general activity (UDA)	210
19/20 Contracted orthodontic activity (UOA)	0
Carry forward orthodontic activity (UOA)	0
Baseline contract value	£186,883.20

ACCESS*

Patients seen in 24 months	Total	Change since previous quarter
Quarter ending September 2018	1,767	
Quarter ending December 2018	1,788	→
Quarter ending March 2019	1,920	↑
Quarter ending June 2019	1,955	→
Quarter ending September 2019	1,982	→
Variance since September 2018	12.2%	↑



ACTIVITY



Month	2019	2020
April	158	-72
May	545	575
June	966	902
July	1,449	1,466
August	1,890	1,999
September	2,212	2,399
October	2,632	
November	3,077	
December	3,472	
January	3,856	
February	4,377	
March	4,875	
April	5,264	
May	5,264	
June	5,262	

QUALITY

	Quantity	Base Number	Contract	AT	Region	England
% of FP17s for the same patient ID Re-attending within 3 months - Children	51	542	9.4%	10.9%	11.3%	11.5%
% of FP17s for the same patient ID Re-attending within 3 months - Adults	107	904	11.8%	14.3%	14.7%	15.4%
% of FP17s for the same patient ID Re-attending between 3 & 9 months - Children	318	542	58.7%	59.1%	60.8%	59.7%
% of FP17s for the same patient ID Re-attending between 3 & 9 months - Adults	436	904	48.2%	49.6%	52.8%	51.7%
% of FP17s for Band 1 Urgent Courses	137	1,291	10.6%	8.8%	8.2%	9.2%
% of FP17s Relating to Free Repair or Replacements	7	1,291	0.5%	0.6%	0.7%	0.7%
% of FP17s Relating to Continuations	2	1,291	0.2%	0.7%	0.8%	0.8%
% of Patients satisfied with the dentistry they have received	0	0	N/A	93.8%	93.2%	93.5%
% of Patients satisfied with the time they had to wait for an appointment	0	0	N/A	88.4%	88.5%	87.4%

* This is based on patients treated on this contract for their most recent course of treatment. Figures in italics indicate the base number of FP17s or Patient Questionnaire responses are less than 100. N/A is shown where the base number of responses is less than 10 during the period. % is calculated as Quantity/Base number*100

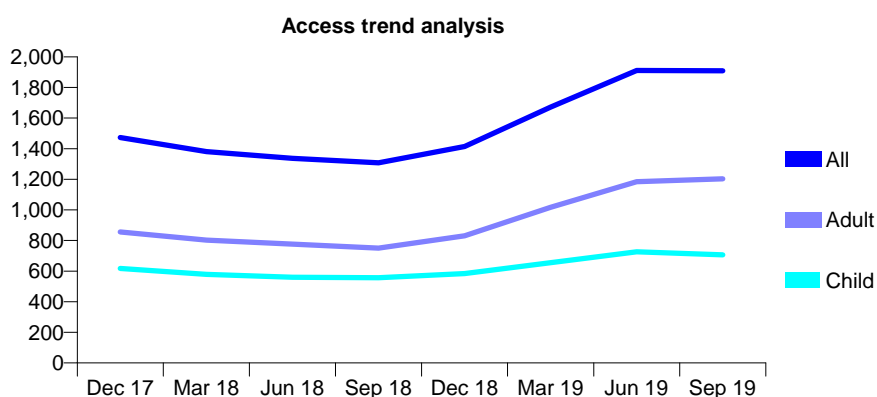
Q58 - Vital Signs At a Glance Contract Report for 395404/0002 - September 2019

Name or company name	Milton Keynes Dental Clinic
Contract type name	GDS Contract
Purpose of contract	General
Contract start date	01/04/2006
Contract end date	

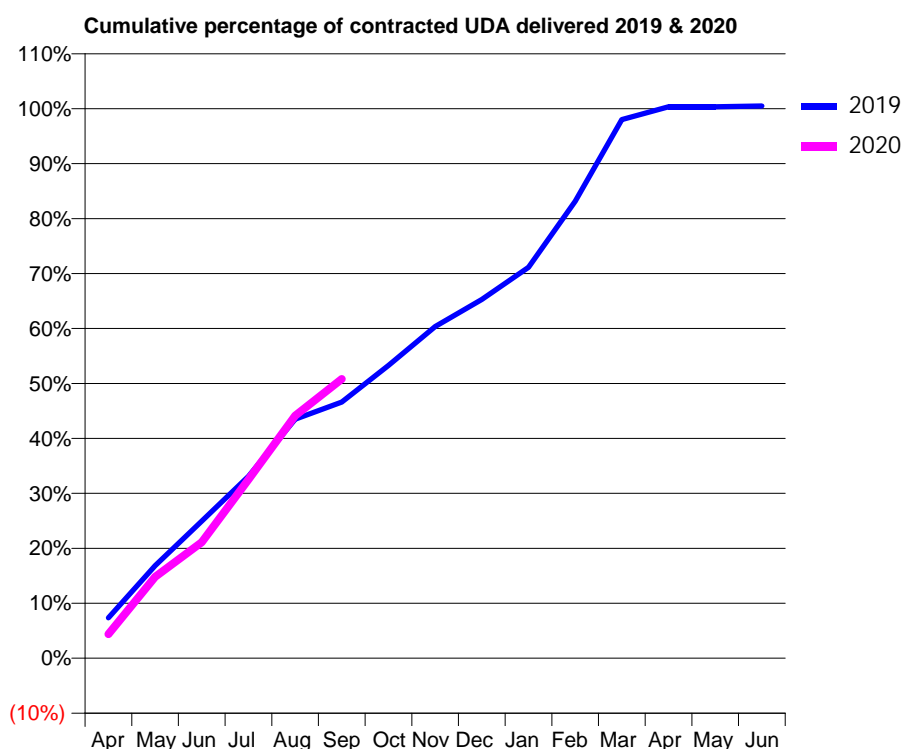
19/20 Contracted general activity (UDA)	3,000
Carry forward general activity (UDA)	0
19/20 Contracted orthodontic activity (UOA)	0
Carry forward orthodontic activity (UOA)	0
Baseline contract value	£68,200.94

ACCESS*

Patients seen in 24 months	Total	Change since previous quarter
Quarter ending September 2018	1,308	
Quarter ending December 2018	1,415	↑
Quarter ending March 2019	1,672	↑
Quarter ending June 2019	1,911	↑
Quarter ending September 2019	1,909	→
Variance since September 2018	45.9%	↑



ACTIVITY



Month	2019	2020
April	221	131
May	506	444
June	748	633
July	993	976
August	1,305	1,324
September	1,398	1,524
October	1,598	
November	1,811	
December	1,959	
January	2,134	
February	2,495	
March	2,940	
April	3,010	
May	3,010	
June	3,015	

QUALITY

	Quantity	Base Number	Contract	AT	Region	England
% of FP17s for the same patient ID Re-attending within 3 months - Children	34	506	6.7%	10.9%	11.3%	11.5%
% of FP17s for the same patient ID Re-attending within 3 months - Adults	162	854	19.0%	14.3%	14.7%	15.4%
% of FP17s for the same patient ID Re-attending between 3 & 9 months - Children	207	506	40.9%	59.1%	60.8%	59.7%
% of FP17s for the same patient ID Re-attending between 3 & 9 months - Adults	266	854	31.1%	49.6%	52.8%	51.7%
% of FP17s for Band 1 Urgent Courses	122	865	14.1%	8.8%	8.2%	9.2%
% of FP17s Relating to Free Repair or Replacements	8	865	0.9%	0.6%	0.7%	0.7%
% of FP17s Relating to Continuations	0	865	0.0%	0.7%	0.8%	0.8%
% of Patients satisfied with the dentistry they have received	1	1	N/A	93.8%	93.2%	93.5%
% of Patients satisfied with the time they had to wait for an appointment	1	1	N/A	88.4%	88.5%	87.4%

* This is based on patients treated on this contract for their most recent course of treatment. Figures in italics indicate the base number of FP17s or Patient Questionnaire responses are less than 100. N/A is shown where the base number of responses is less than 10 during the period. % is calculated as Quantity/Base number*100

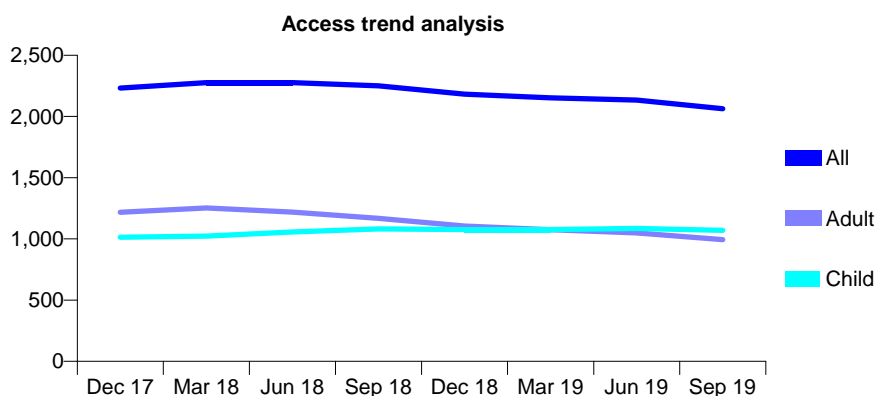
Q58 - Vital Signs At a Glance Contract Report for 558265/0002 - September 2019

Name or company name	Reena Parmar
Contract type name	GDS Contract
Purpose of contract	General
Contract start date	06/01/2007
Contract end date	

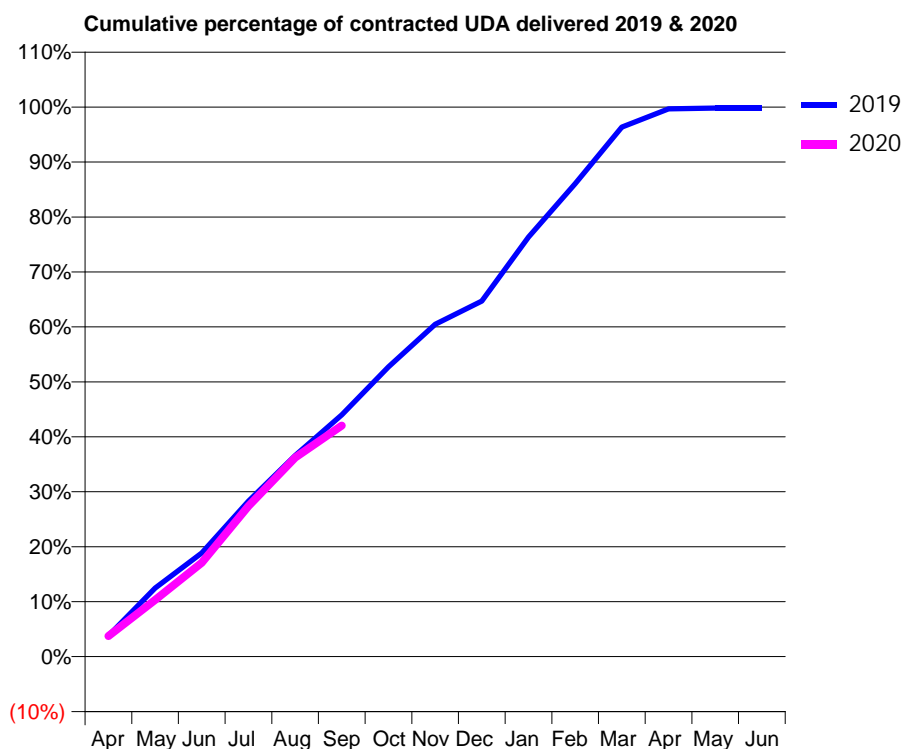
19/20 Contracted general activity (UDA)	5,896
Carry forward general activity (UDA)	0
19/20 Contracted orthodontic activity (UOA)	0
Carry forward orthodontic activity (UOA)	0
Baseline contract value	£167,762.27

ACCESS*

Patients seen in 24 months	Total	Change since previous quarter
Quarter ending September 2018	2,250	
Quarter ending December 2018	2,182	↓
Quarter ending March 2019	2,152	↓
Quarter ending June 2019	2,134	→
Quarter ending September 2019	2,064	↓
Variance since September 2018	(8.3%)	↓



ACTIVITY



Month	Adjusted Scheduled Activity (UDA)	
	2019	2020
April	223	220
May	736	608
June	1,112	1,007
July	1,669	1,615
August	2,157	2,136
September	2,593	2,479
October	3,109	
November	3,566	
December	3,815	
January	4,502	
February	5,074	
March	5,681	
April	5,877	
May	5,886	
June	5,886	

QUALITY

	Quantity	Base Number	Contract	AT	Region	England
% of FP17s for the same patient ID Re-attending within 3 months - Children	54	644	8.4%	10.9%	11.3%	11.5%
% of FP17s for the same patient ID Re-attending within 3 months - Adults	122	504	24.2%	14.3%	14.7%	15.4%
% of FP17s for the same patient ID Re-attending between 3 & 9 months - Children	263	644	40.8%	59.1%	60.8%	59.7%
% of FP17s for the same patient ID Re-attending between 3 & 9 months - Adults	189	504	37.5%	49.6%	52.8%	51.7%
% of FP17s for Band 1 Urgent Courses	142	1,075	13.2%	8.8%	8.2%	9.2%
% of FP17s Relating to Free Repair or Replacements	4	1,075	0.4%	0.6%	0.7%	0.7%
% of FP17s Relating to Continuations	8	1,075	0.7%	0.7%	0.8%	0.8%
% of Patients satisfied with the dentistry they have received	1	1	N/A	93.8%	93.2%	93.5%
% of Patients satisfied with the time they had to wait for an appointment	1	1	N/A	88.4%	88.5%	87.4%

* This is based on patients treated on this contract for their most recent course of treatment. Figures in italics indicate the base number of FP17s or Patient Questionnaire responses are less than 100. N/A is shown where the base number of responses is less than 10 during the period. % is calculated as Quantity/Base number*100

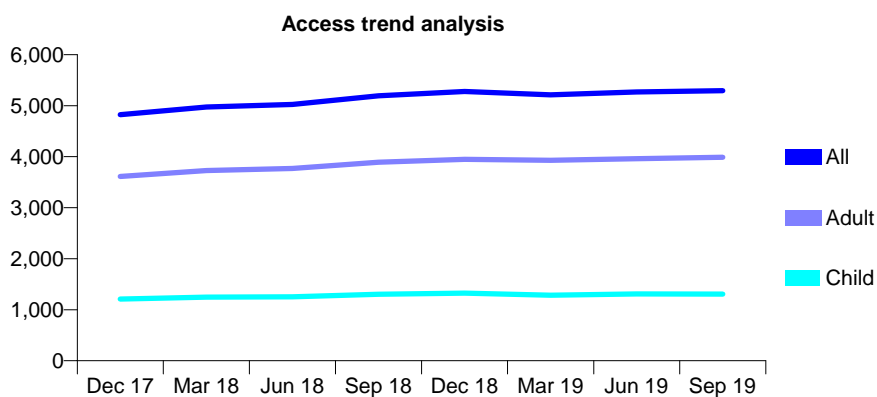
Q58 - Vital Signs At a Glance Contract Report for 558850/0002 - September 2019

Name or company name	Broadwater Dental Practice
Contract type name	GDS Contract
Purpose of contract	General
Contract start date	08/01/2010
Contract end date	

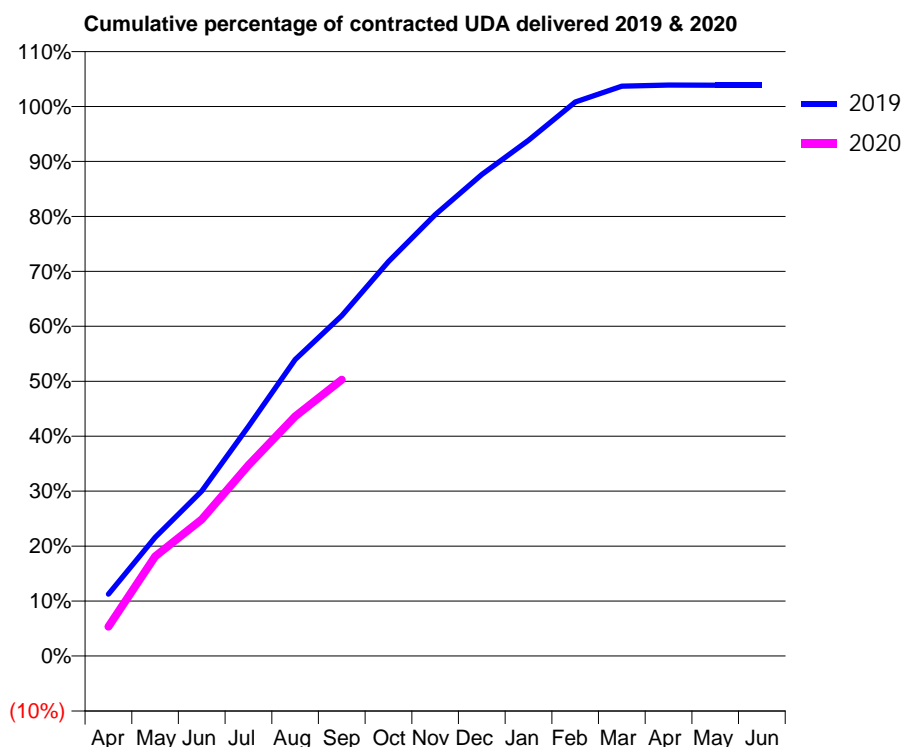
19/20 Contracted general activity (UDA)	12,296
Carry forward general activity (UDA)	0
19/20 Contracted orthodontic activity (UOA)	0
Carry forward orthodontic activity (UOA)	0
Baseline contract value	£324,158.74

ACCESS*

Patients seen in 24 months	Total	Change since previous quarter
Quarter ending September 2018	5,194	
Quarter ending December 2018	5,278	→
Quarter ending March 2019	5,213	↓
Quarter ending June 2019	5,268	→
Quarter ending September 2019	5,295	→
Variance since September 2018	1.9%	→



ACTIVITY



Month	Adjusted Scheduled Activity (UDA)	
	2019	2020
April	1,386	658
May	2,658	2,231
June	3,690	3,057
July	5,137	4,272
August	6,635	5,363
September	7,613	6,182
October	8,824	
November	9,876	
December	10,774	
January	11,539	
February	12,392	
March	12,750	
April	12,774	
May	12,773	
June	12,773	

QUALITY

	Quantity	Base Number	Contract	AT	Region	England
% of FP17s for the same patient ID Re-attending within 3 months - Children	63	943	6.7%	10.9%	11.3%	11.5%
% of FP17s for the same patient ID Re-attending within 3 months - Adults	307	2,477	12.4%	14.3%	14.7%	15.4%
% of FP17s for the same patient ID Re-attending between 3 & 9 months - Children	424	943	45.0%	59.1%	60.8%	59.7%
% of FP17s for the same patient ID Re-attending between 3 & 9 months - Adults	1,007	2,477	40.7%	49.6%	52.8%	51.7%
% of FP17s for Band 1 Urgent Courses	457	3,389	13.5%	8.8%	8.2%	9.2%
% of FP17s Relating to Free Repair or Replacements	6	3,389	0.2%	0.6%	0.7%	0.7%
% of FP17s Relating to Continuations	8	3,389	0.2%	0.7%	0.8%	0.8%
% of Patients satisfied with the dentistry they have received	2	2	N/A	93.8%	93.2%	93.5%
% of Patients satisfied with the time they had to wait for an appointment	1	2	N/A	88.4%	88.5%	87.4%

* This is based on patients treated on this contract for their most recent course of treatment. Figures in italics indicate the base number of FP17s or Patient Questionnaire responses are less than 100. N/A is shown where the base number of responses is less than 10 during the period. % is calculated as Quantity/Base number*100

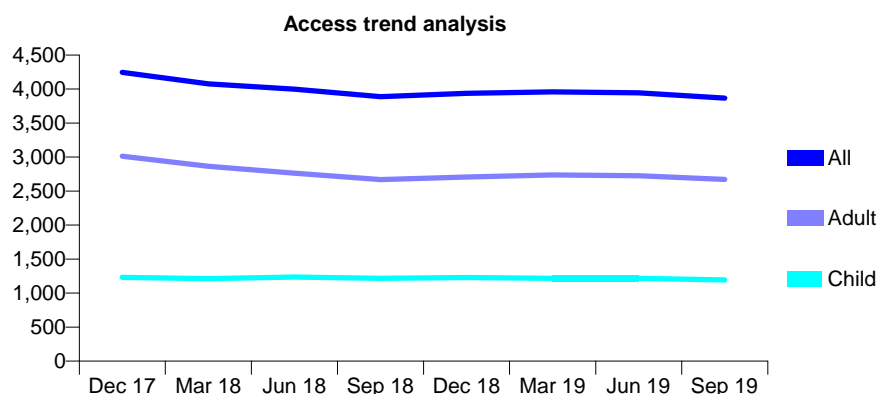
Q58 - Vital Signs At a Glance Contract Report for 570230/0001 - September 2019

Name or company name	MR RM ALLEN
Contract type name	GDS Contract
Purpose of contract	General
Contract start date	01/04/2006
Contract end date	

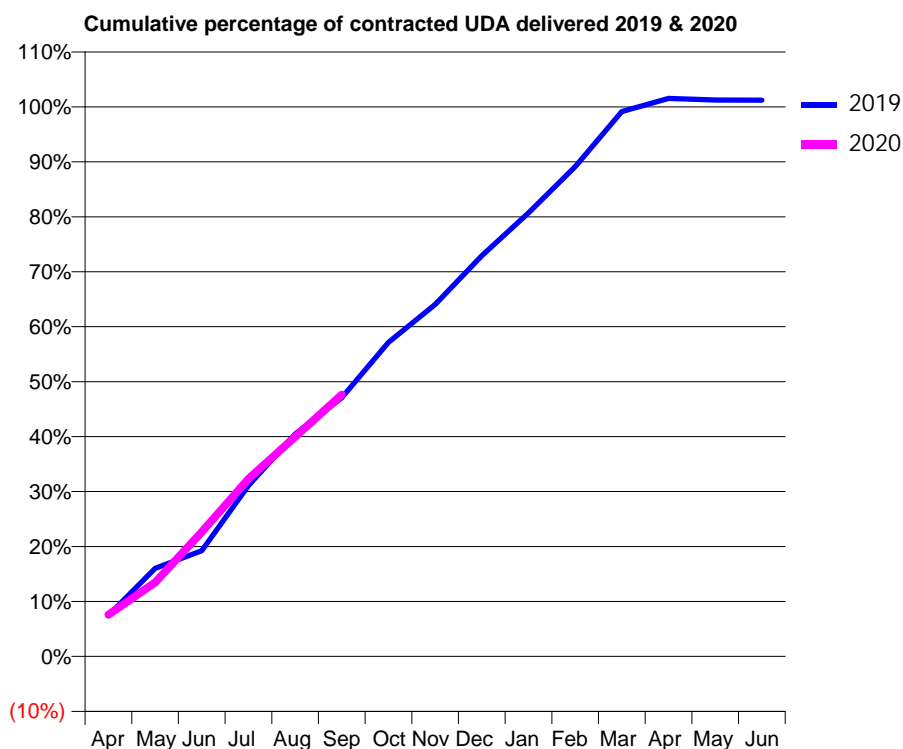
19/20 Contracted general activity (UDA)	10,000
Carry forward general activity (UDA)	-121
19/20 Contracted orthodontic activity (UOA)	0
Carry forward orthodontic activity (UOA)	0
Baseline contract value	£358,744.83

ACCESS*

Patients seen in 24 months	Total	Change since previous quarter
Quarter ending September 2018	3,889	
Quarter ending December 2018	3,938	→
Quarter ending March 2019	3,957	→
Quarter ending June 2019	3,945	→
Quarter ending September 2019	3,867	↓
Variance since September 2018	(0.6%)	→



ACTIVITY



Month	2019	2020
April	748	759
May	1,602	1,349
June	1,923	2,266
July	3,109	3,232
August	4,045	3,997
September	4,709	4,763
October	5,717	
November	6,405	
December	7,292	
January	8,071	
February	8,913	
March	9,913	
April	10,152	
May	10,123	
June	10,121	

QUALITY

	Quantity	Base Number	Contract	AT	Region	England
% of FP17s for the same patient ID Re-attending within 3 months - Children	31	839	3.7%	10.9%	11.3%	11.5%
% of FP17s for the same patient ID Re-attending within 3 months - Adults	159	1,744	9.1%	14.3%	14.7%	15.4%
% of FP17s for the same patient ID Re-attending between 3 & 9 months - Children	557	839	66.4%	59.1%	60.8%	59.7%
% of FP17s for the same patient ID Re-attending between 3 & 9 months - Adults	915	1,744	52.5%	49.6%	52.8%	51.7%
% of FP17s for Band 1 Urgent Courses	188	2,446	7.7%	8.8%	8.2%	9.2%
% of FP17s Relating to Free Repair or Replacements	4	2,446	0.2%	0.6%	0.7%	0.7%
% of FP17s Relating to Continuations	0	2,446	0.0%	0.7%	0.8%	0.8%
% of Patients satisfied with the dentistry they have received	0	0	N/A	93.8%	93.2%	93.5%
% of Patients satisfied with the time they had to wait for an appointment	0	0	N/A	88.4%	88.5%	87.4%

* This is based on patients treated on this contract for their most recent course of treatment. Figures in italics indicate the base number of FP17s or Patient Questionnaire responses are less than 100. N/A is shown where the base number of responses is less than 10 during the period. % is calculated as Quantity/Base number*100

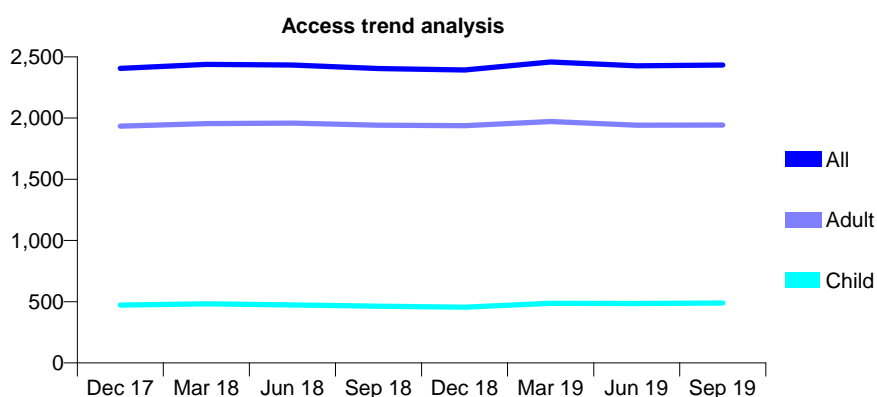
Q58 - Vital Signs At a Glance Contract Report for 570540/0001 - September 2019

Name or company name	Noorali Bhatia and Riyaz Abdulrasul Pradhā
Contract type name	GDS Contract
Purpose of contract	General
Contract start date	01/04/2006
Contract end date	

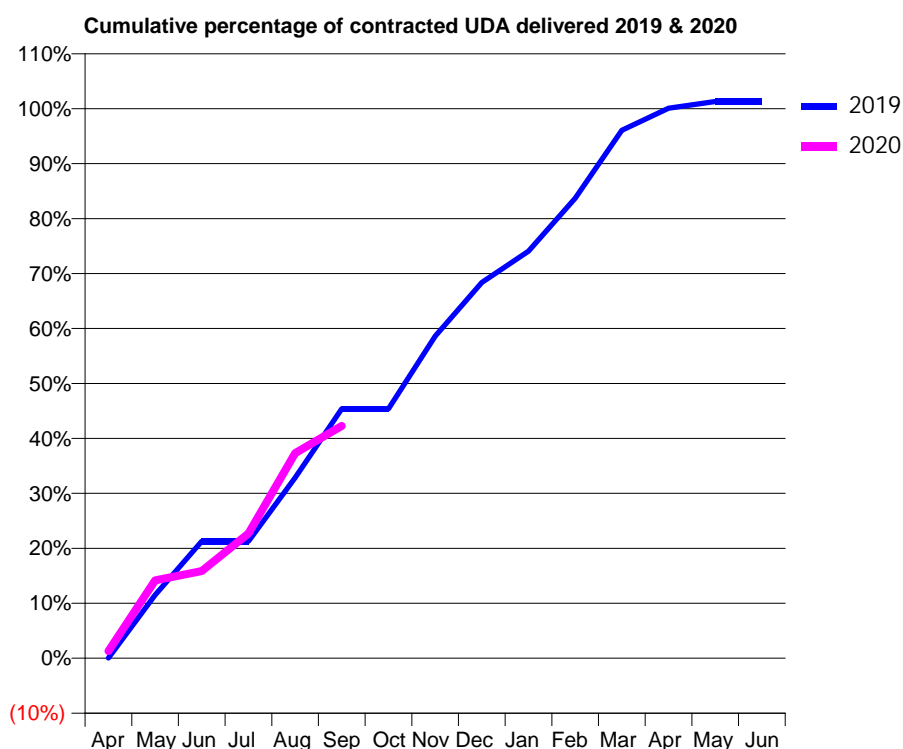
19/20 Contracted general activity (UDA)	7,430
Carry forward general activity (UDA)	-97
19/20 Contracted orthodontic activity (UOA)	0
Carry forward orthodontic activity (UOA)	0
Baseline contract value	£211,814.15

ACCESS*

Patients seen in 24 months	Total	Change since previous quarter
Quarter ending September 2018	2,405	
Quarter ending December 2018	2,393	→
Quarter ending March 2019	2,458	↑
Quarter ending June 2019	2,427	↓
Quarter ending September 2019	2,433	→
Variance since September 2018	1.2%	→



ACTIVITY



Month	Adjusted Scheduled Activity (UDA)	
	2019	2020
April	2	97
May	856	1,051
June	1,580	1,178
July	1,580	1,687
August	2,442	2,774
September	3,372	3,140
October	3,372	
November	4,355	
December	5,079	
January	5,504	
February	6,219	
March	7,138	
April	7,436	
May	7,527	
June	7,527	

QUALITY

	Quantity	Base Number	Contract	AT	Region	England
% of FP17s for the same patient ID Re-attending within 3 months - Children	7	238	2.9%	10.9%	11.3%	11.5%
% of FP17s for the same patient ID Re-attending within 3 months - Adults	100	1,071	9.3%	14.3%	14.7%	15.4%
% of FP17s for the same patient ID Re-attending between 3 & 9 months - Children	106	238	44.5%	59.1%	60.8%	59.7%
% of FP17s for the same patient ID Re-attending between 3 & 9 months - Adults	486	1,071	45.4%	49.6%	52.8%	51.7%
% of FP17s for Band 1 Urgent Courses	68	1,162	5.9%	8.8%	8.2%	9.2%
% of FP17s Relating to Free Repair or Replacements	8	1,162	0.7%	0.6%	0.7%	0.7%
% of FP17s Relating to Continuations	19	1,162	1.6%	0.7%	0.8%	0.8%
% of Patients satisfied with the dentistry they have received	1	1	N/A	93.8%	93.2%	93.5%
% of Patients satisfied with the time they had to wait for an appointment	1	1	N/A	88.4%	88.5%	87.4%

* This is based on patients treated on this contract for their most recent course of treatment.

Figures in italics indicate the base number of FP17s or Patient Questionnaire responses are less than 100. N/A is shown where the base number of responses is less than 10 during the period. % is calculated as Quantity/Base number*100

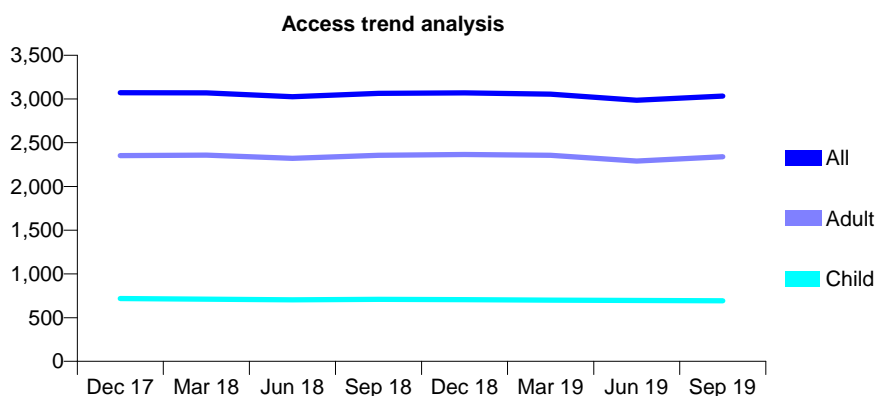
Q58 - Vital Signs At a Glance Contract Report for 572225/0001 - September 2019

Name or company name	MR CK DE BONO
Contract type name	GDS Contract
Purpose of contract	General
Contract start date	01/04/2006
Contract end date	

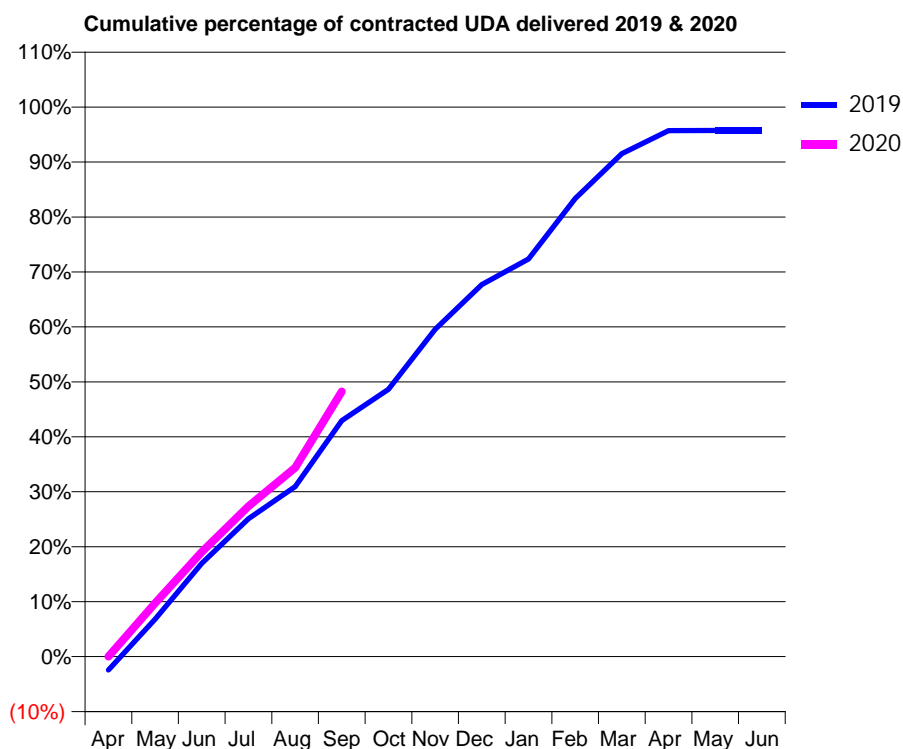
19/20 Contracted general activity (UDA)	8,383
Carry forward general activity (UDA)	0
19/20 Contracted orthodontic activity (UOA)	0
Carry forward orthodontic activity (UOA)	0
Baseline contract value	£264,616.68

ACCESS*

Patients seen in 24 months	Total	Change since previous quarter
Quarter ending September 2018	3,065	
Quarter ending December 2018	3,071	→
Quarter ending March 2019	3,056	→
Quarter ending June 2019	2,986	↓
Quarter ending September 2019	3,033	→
Variance since September 2018	(1.0%)	↓



ACTIVITY



Month	Adjusted Scheduled Activity (UDA)	
	2019	2020
April	-204	0
May	572	817
June	1,423	1,595
July	2,102	2,293
August	2,594	2,882
September	3,600	4,046
October	4,078	
November	4,994	
December	5,675	
January	6,065	
February	6,988	
March	7,673	
April	8,023	
May	8,026	
June	8,026	

QUALITY

	Quantity	Base Number	Contract	AT	Region	England
% of FP17s for the same patient ID Re-attending within 3 months - Children	16	476	3.4%	10.9%	11.3%	11.5%
% of FP17s for the same patient ID Re-attending within 3 months - Adults	111	1,324	8.4%	14.3%	14.7%	15.4%
% of FP17s for the same patient ID Re-attending between 3 & 9 months - Children	300	476	63.0%	59.1%	60.8%	59.7%
% of FP17s for the same patient ID Re-attending between 3 & 9 months - Adults	634	1,324	47.9%	49.6%	52.8%	51.7%
% of FP17s for Band 1 Urgent Courses	0	1,636	0.0%	8.8%	8.2%	9.2%
% of FP17s Relating to Free Repair or Replacements	0	1,636	0.0%	0.6%	0.7%	0.7%
% of FP17s Relating to Continuations	7	1,636	0.4%	0.7%	0.8%	0.8%
% of Patients satisfied with the dentistry they have received	0	0	N/A	93.8%	93.2%	93.5%
% of Patients satisfied with the time they had to wait for an appointment	0	0	N/A	88.4%	88.5%	87.4%

* This is based on patients treated on this contract for their most recent course of treatment. Figures in italics indicate the base number of FP17s or Patient Questionnaire responses are less than 100. N/A is shown where the base number of responses is less than 10 during the period. % is calculated as Quantity/Base number*100

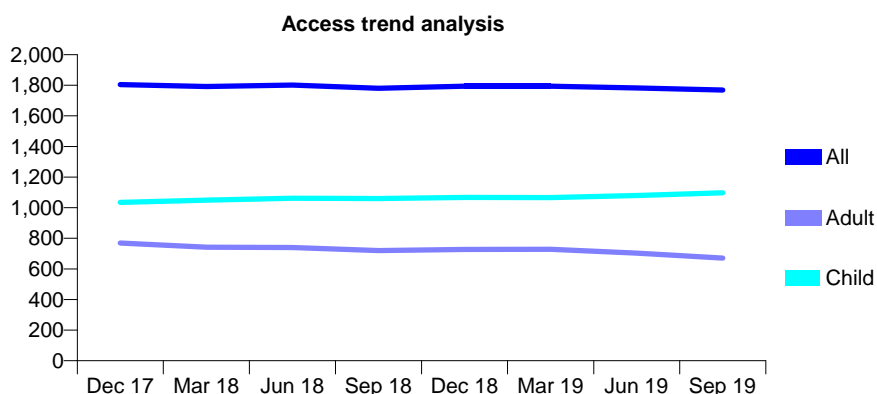
Q58 - Vital Signs At a Glance Contract Report for 573949/0001 - September 2019

Name or company name	MR IJ DIBBLE
Contract type name	GDS Contract
Purpose of contract	General and Orthodontic
Contract start date	01/04/2006
Contract end date	

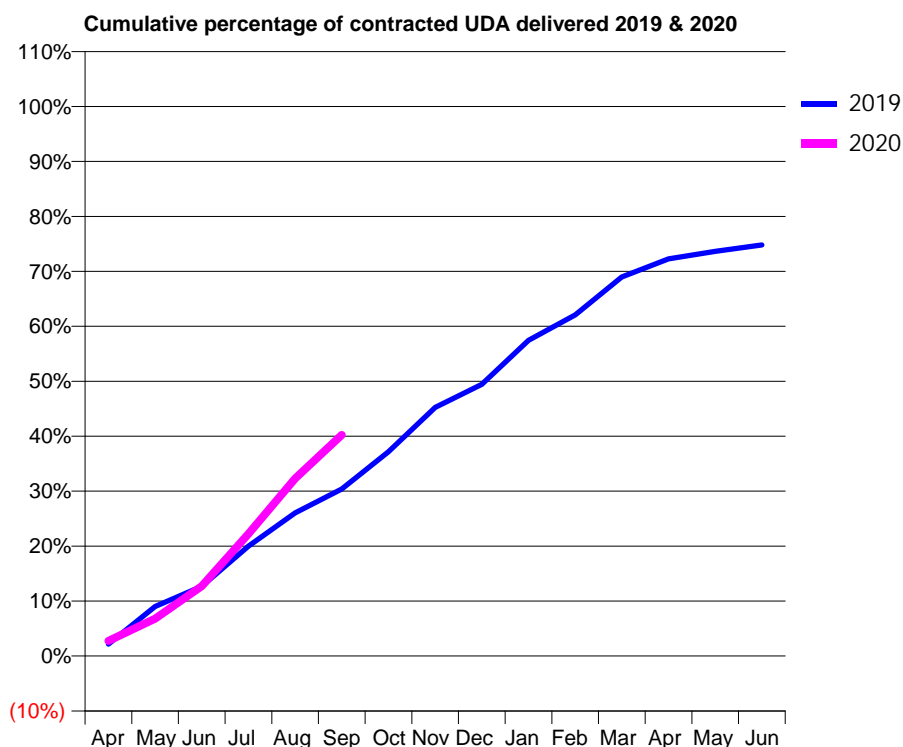
19/20 Contracted general activity (UDA)	3,281
Carry forward general activity (UDA)	38
19/20 Contracted orthodontic activity (UOA)	1,050
Carry forward orthodontic activity (UOA)	0
Baseline contract value	£192,233.13

ACCESS*

Patients seen in 24 months	Total	Change since previous quarter
Quarter ending September 2018	1,780	
Quarter ending December 2018	1,794	→
Quarter ending March 2019	1,794	→
Quarter ending June 2019	1,783	→
Quarter ending September 2019	1,769	→
Variance since September 2018	(0.6%)	→



ACTIVITY



Month	Adjusted Scheduled Activity (UDA)	
	2019	2020
April	88	90
May	366	223
June	514	417
July	810	730
August	1,057	1,060
September	1,233	1,321
October	1,507	
November	1,835	
December	2,005	
January	2,330	
February	2,517	
March	2,797	
April	2,930	
May	2,986	
June	3,034	

QUALITY

	Quantity	Base Number	Contract	AT	Region	England
% of FP17s for the same patient ID Re-attending within 3 months - Children	33	876	3.8%	10.9%	11.3%	11.5%
% of FP17s for the same patient ID Re-attending within 3 months - Adults	19	323	5.9%	14.3%	14.7%	15.4%
% of FP17s for the same patient ID Re-attending between 3 & 9 months - Children	624	876	71.2%	59.1%	60.8%	59.7%
% of FP17s for the same patient ID Re-attending between 3 & 9 months - Adults	183	323	56.7%	49.6%	52.8%	51.7%
% of FP17s for Band 1 Urgent Courses	4	977	0.4%	8.8%	8.2%	9.2%
% of FP17s Relating to Free Repair or Replacements	0	977	0.0%	0.6%	0.7%	0.7%
% of FP17s Relating to Continuations	0	977	0.0%	0.7%	0.8%	0.8%
% of Patients satisfied with the dentistry they have received	0	0	N/A	93.8%	93.2%	93.5%
% of Patients satisfied with the time they had to wait for an appointment	0	0	N/A	88.4%	88.5%	87.4%

* This is based on patients treated on this contract for their most recent course of treatment. Figures in italics indicate the base number of FP17s or Patient Questionnaire responses are less than 100. N/A is shown where the base number of responses is less than 10 during the period. % is calculated as Quantity/Base number*100

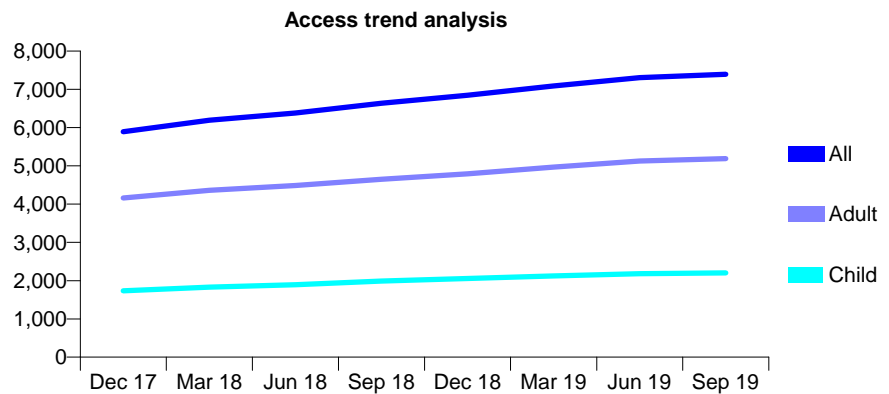
Q58 - Vital Signs At a Glance Contract Report for 575623/0002 - September 2019

Name or company name	MR MK PATEL
Contract type name	GDS Contract
Purpose of contract	General
Contract start date	01/04/2006
Contract end date	

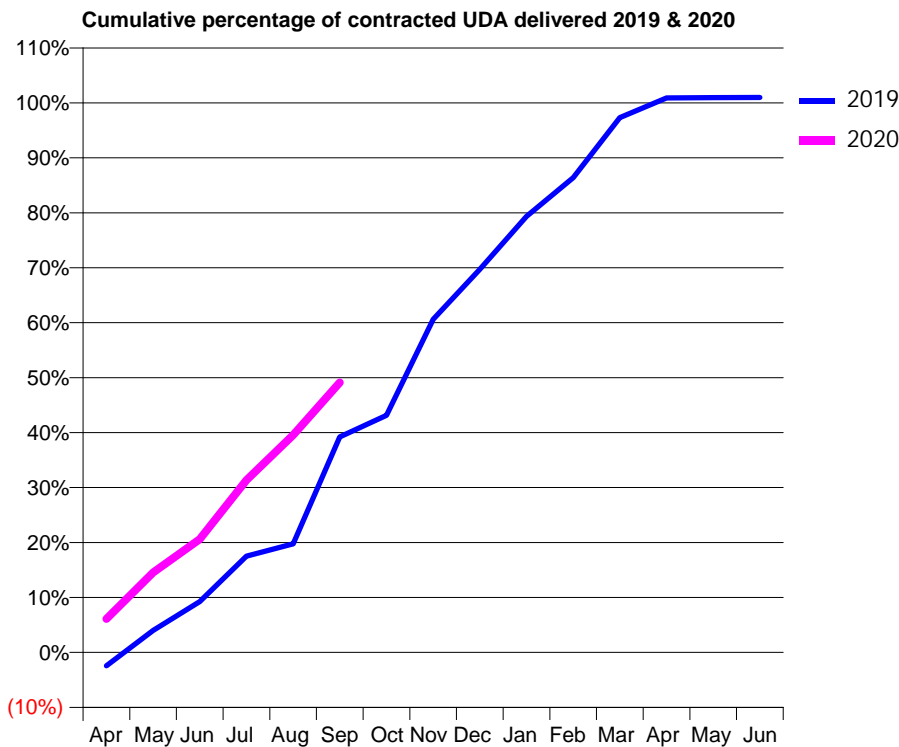
19/20 Contracted general activity (UDA)	14,199
Carry forward general activity (UDA)	0
19/20 Contracted orthodontic activity (UOA)	0
Carry forward orthodontic activity (UOA)	0
Baseline contract value	£346,755.17

ACCESS*

Patients seen in 24 months	Total	Change since previous quarter
Quarter ending September 2018	6,637	
Quarter ending December 2018	6,846	↑
Quarter ending March 2019	7,087	↑
Quarter ending June 2019	7,306	↑
Quarter ending September 2019	7,391	→
Variance since September 2018	11.4%	↑



ACTIVITY



Month	2019	2020
April	-350	868
May	570	2,067
June	1,314	2,927
July	2,486	4,451
August	2,805	5,617
September	5,567	6,971
October	6,127	
November	8,609	
December	9,896	
January	11,264	
February	12,267	
March	13,818	
April	14,325	
May	14,335	
June	14,339	

QUALITY

	Quantity	Base Number	Contract	AT	Region	England
% of FP17s for the same patient ID Re-attending within 3 months - Children	135	1,500	9.0%	10.9%	11.3%	11.5%
% of FP17s for the same patient ID Re-attending within 3 months - Adults	406	3,074	13.2%	14.3%	14.7%	15.4%
% of FP17s for the same patient ID Re-attending between 3 & 9 months - Children	819	1,500	54.6%	59.1%	60.8%	59.7%
% of FP17s for the same patient ID Re-attending between 3 & 9 months - Adults	1,499	3,074	48.8%	49.6%	52.8%	51.7%
% of FP17s for Band 1 Urgent Courses	208	3,437	6.1%	8.8%	8.2%	9.2%
% of FP17s Relating to Free Repair or Replacements	8	3,437	0.2%	0.6%	0.7%	0.7%
% of FP17s Relating to Continuations	68	3,437	2.0%	0.7%	0.8%	0.8%
% of Patients satisfied with the dentistry they have received	2	2	N/A	93.8%	93.2%	93.5%
% of Patients satisfied with the time they had to wait for an appointment	2	2	N/A	88.4%	88.5%	87.4%

* This is based on patients treated on this contract for their most recent course of treatment. Figures in italics indicate the base number of FP17s or Patient Questionnaire responses are less than 100. N/A is shown where the base number of responses is less than 10 during the period. % is calculated as Quantity/Base number*100

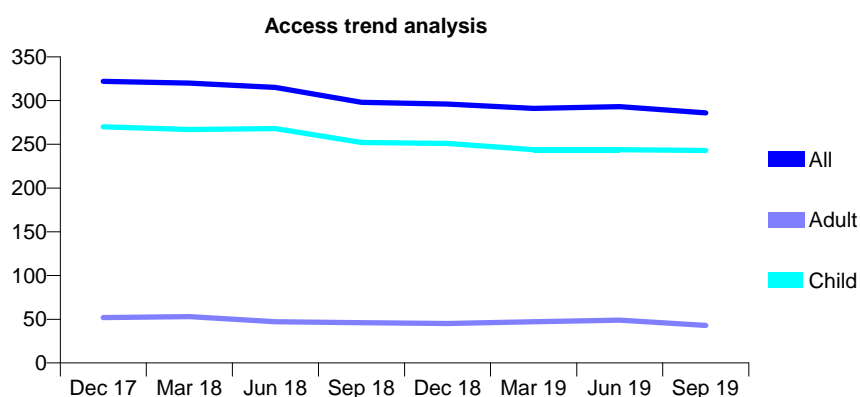
Q58 - Vital Signs At a Glance Contract Report for 575976/0001 - September 2019

Name or company name	MR RJ GOEL
Contract type name	GDS Contract
Purpose of contract	General
Contract start date	01/04/2006
Contract end date	

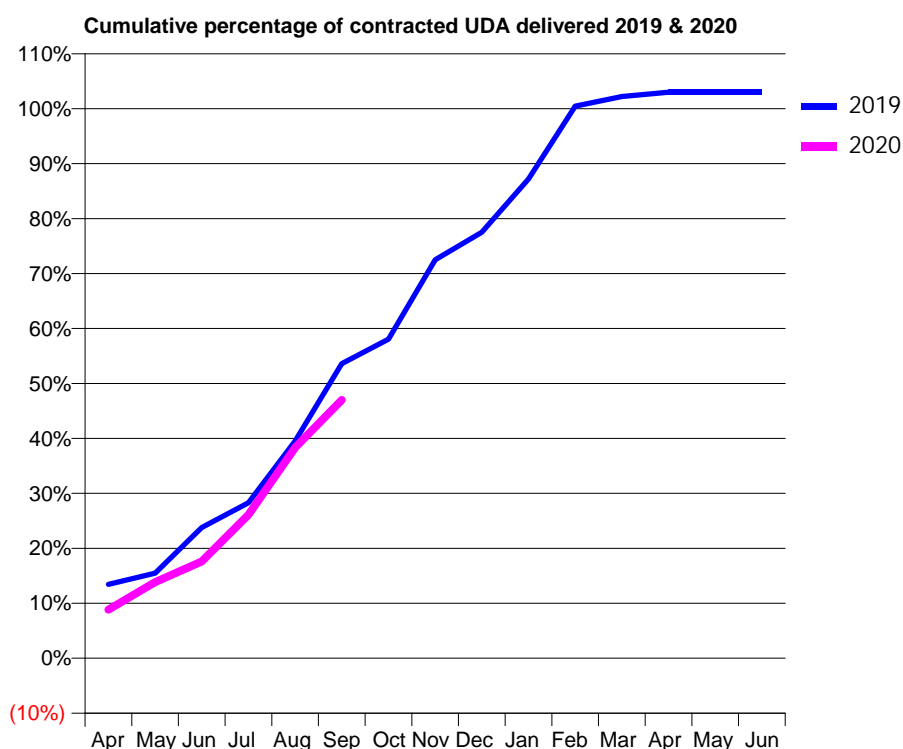
19/20 Contracted general activity (UDA)	400
Carry forward general activity (UDA)	0
19/20 Contracted orthodontic activity (UOA)	0
Carry forward orthodontic activity (UOA)	0
Baseline contract value	£10,086.72

ACCESS*

Patients seen in 24 months	Total	Change since previous quarter
Quarter ending September 2018	298	
Quarter ending December 2018	296	→
Quarter ending March 2019	291	↓
Quarter ending June 2019	293	→
Quarter ending September 2019	286	↓
Variance since September 2018	(4.0%)	↓



ACTIVITY



Month	2019	2020
April	54	35
May	62	55
June	95	70
July	113	104
August	158	153
September	214	188
October	232	
November	290	
December	310	
January	349	
February	402	
March	409	
April	412	
May	412	
June	412	

QUALITY

	Quantity	Base Number	Contract	AT	Region	England
% of FP17s for the same patient ID Re-attending within 3 months - Children	10	178	5.6%	10.9%	11.3%	11.5%
% of FP17s for the same patient ID Re-attending within 3 months - Adults	0	0	N/A	14.3%	14.7%	15.4%
% of FP17s for the same patient ID Re-attending between 3 & 9 months - Children	116	178	65.2%	59.1%	60.8%	59.7%
% of FP17s for the same patient ID Re-attending between 3 & 9 months - Adults	0	0	N/A	49.6%	52.8%	51.7%
% of FP17s for Band 1 Urgent Courses	5	175	2.9%	8.8%	8.2%	9.2%
% of FP17s Relating to Free Repair or Replacements	0	175	0.0%	0.6%	0.7%	0.7%
% of FP17s Relating to Continuations	0	175	0.0%	0.7%	0.8%	0.8%
% of Patients satisfied with the dentistry they have received	0	0	N/A	93.8%	93.2%	93.5%
% of Patients satisfied with the time they had to wait for an appointment	0	0	N/A	88.4%	88.5%	87.4%

* This is based on patients treated on this contract for their most recent course of treatment. Figures in italics indicate the base number of FP17s or Patient Questionnaire responses are less than 100. N/A is shown where the base number of responses is less than 10 during the period. % is calculated as Quantity/Base number*100

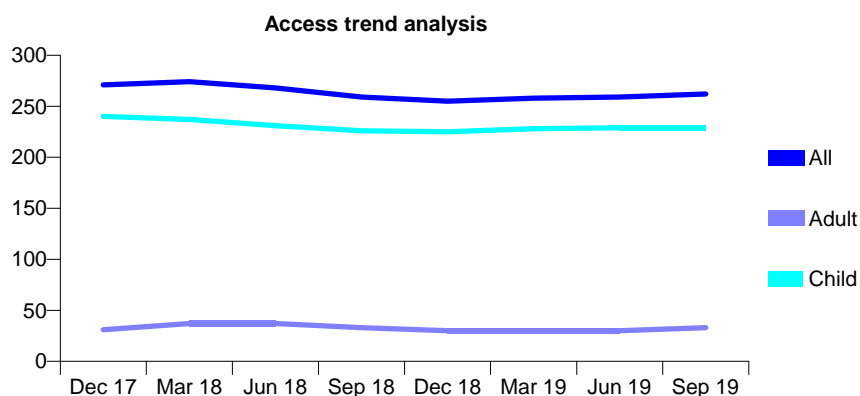
Q58 - Vital Signs At a Glance Contract Report for 576875/0001 - September 2019

Name or company name	MR M GREENSTEIN
Contract type name	GDS Contract
Purpose of contract	General
Contract start date	01/04/2006
Contract end date	

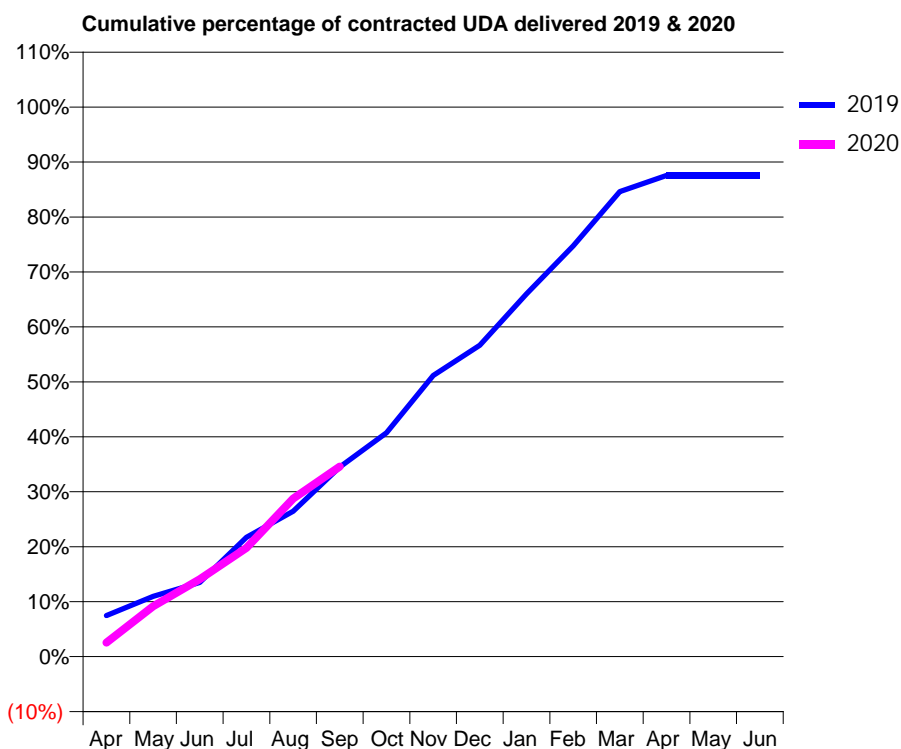
19/20 Contracted general activity (UDA)	548
Carry forward general activity (UDA)	0
19/20 Contracted orthodontic activity (UOA)	0
Carry forward orthodontic activity (UOA)	0
Baseline contract value	£11,242.79

ACCESS*

Patients seen in 24 months	Total	Change since previous quarter
Quarter ending September 2018	259	
Quarter ending December 2018	255	↓
Quarter ending March 2019	258	→
Quarter ending June 2019	259	→
Quarter ending September 2019	262	→
Variance since September 2018	1.2%	→



ACTIVITY



Month	Adjusted Scheduled Activity (UDA)	
	2019	2020
April	41	14
May	60	50
June	74	77
July	119	108
August	145	158
September	189	190
October	223	
November	280	
December	310	
January	362	
February	410	
March	464	
April	480	
May	480	
June	480	

QUALITY

	Quantity	Base Number	Contract	AT	Region	England
% of FP17s for the same patient ID Re-attending within 3 months - Children	7	165	4.2%	10.9%	11.3%	11.5%
% of FP17s for the same patient ID Re-attending within 3 months - Adults	0	0	N/A	14.3%	14.7%	15.4%
% of FP17s for the same patient ID Re-attending between 3 & 9 months - Children	106	165	64.2%	59.1%	60.8%	59.7%
% of FP17s for the same patient ID Re-attending between 3 & 9 months - Adults	0	0	N/A	49.6%	52.8%	51.7%
% of FP17s for Band 1 Urgent Courses	3	151	2.0%	8.8%	8.2%	9.2%
% of FP17s Relating to Free Repair or Replacements	0	151	0.0%	0.6%	0.7%	0.7%
% of FP17s Relating to Continuations	2	151	1.3%	0.7%	0.8%	0.8%
% of Patients satisfied with the dentistry they have received	0	0	N/A	93.8%	93.2%	93.5%
% of Patients satisfied with the time they had to wait for an appointment	0	0	N/A	88.4%	88.5%	87.4%

* This is based on patients treated on this contract for their most recent course of treatment. Figures in italics indicate the base number of FP17s or Patient Questionnaire responses are less than 100. N/A is shown where the base number of responses is less than 10 during the period. % is calculated as Quantity/Base number*100

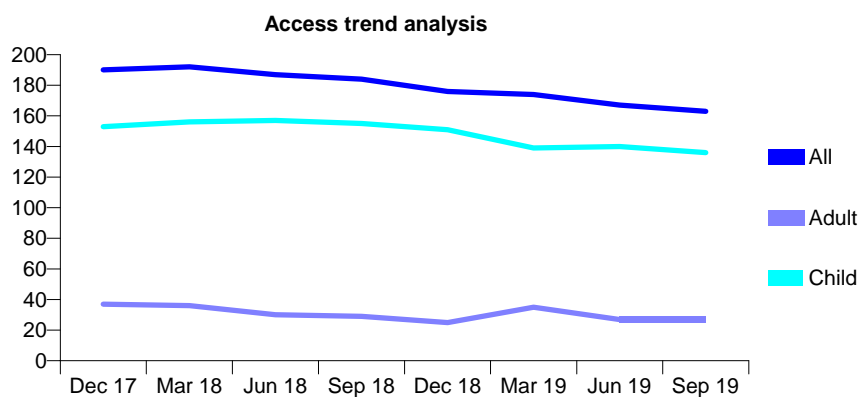
Q58 - Vital Signs At a Glance Contract Report for 624497/0002 - September 2019

Name or company name	Sachin Shah
Contract type name	GDS Contract
Purpose of contract	General
Contract start date	01/03/2015
Contract end date	

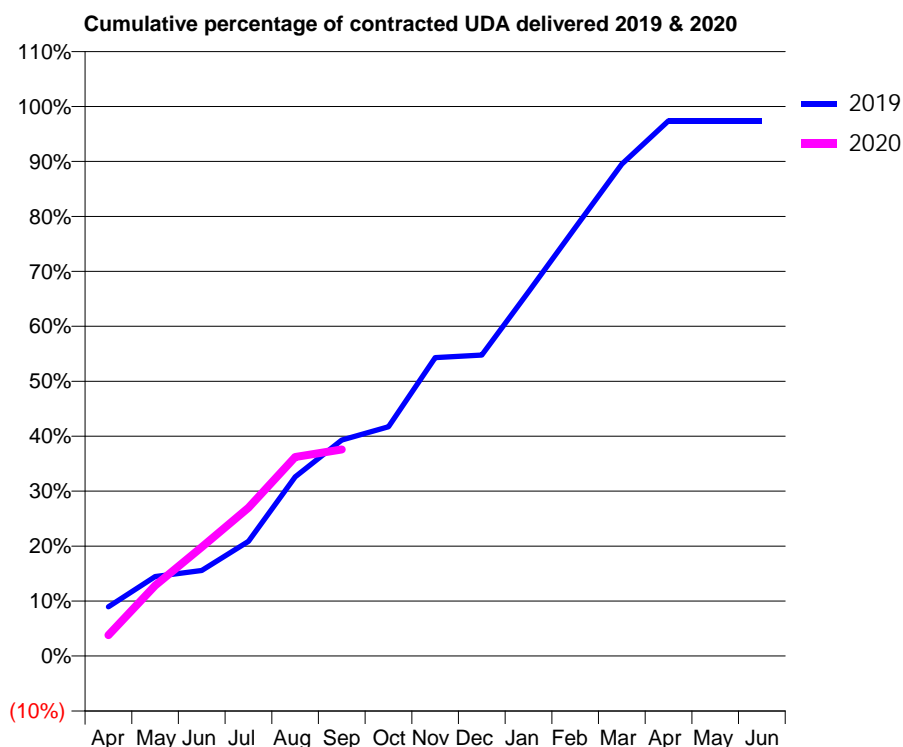
19/20 Contracted general activity (UDA)	660
Carry forward general activity (UDA)	0
19/20 Contracted orthodontic activity (UOA)	0
Carry forward orthodontic activity (UOA)	0
Baseline contract value	£16,107.16

ACCESS*

Patients seen in 24 months	Total	Change since previous quarter
Quarter ending September 2018	184	
Quarter ending December 2018	176	↓
Quarter ending March 2019	174	↓
Quarter ending June 2019	167	↓
Quarter ending September 2019	163	↓
Variance since September 2018	(11.4%)	↓



ACTIVITY



Month	Adjusted Scheduled Activity (UDA)	
	2019	2020
April	59	25
May	96	85
June	103	131
July	138	178
August	215	239
September	259	248
October	275	
November	358	
December	361	
January	437	
February	514	
March	591	
April	643	
May	643	
June	643	

QUALITY

	Quantity	Base Number	Contract	AT	Region	England
% of FP17s for the same patient ID Re-attending within 3 months - Children	7	106	6.6%	10.9%	11.3%	11.5%
% of FP17s for the same patient ID Re-attending within 3 months - Adults	1	10	10.0%	14.3%	14.7%	15.4%
% of FP17s for the same patient ID Re-attending between 3 & 9 months - Children	67	106	63.2%	59.1%	60.8%	59.7%
% of FP17s for the same patient ID Re-attending between 3 & 9 months - Adults	5	10	50.0%	49.6%	52.8%	51.7%
% of FP17s for Band 1 Urgent Courses	5	108	4.6%	8.8%	8.2%	9.2%
% of FP17s Relating to Free Repair or Replacements	0	108	0.0%	0.6%	0.7%	0.7%
% of FP17s Relating to Continuations	0	108	0.0%	0.7%	0.8%	0.8%
% of Patients satisfied with the dentistry they have received	0	0	N/A	93.8%	93.2%	93.5%
% of Patients satisfied with the time they had to wait for an appointment	0	0	N/A	88.4%	88.5%	87.4%

* This is based on patients treated on this contract for their most recent course of treatment. Figures in italics indicate the base number of FP17s or Patient Questionnaire responses are less than 100. N/A is shown where the base number of responses is less than 10 during the period. % is calculated as Quantity/Base number*100

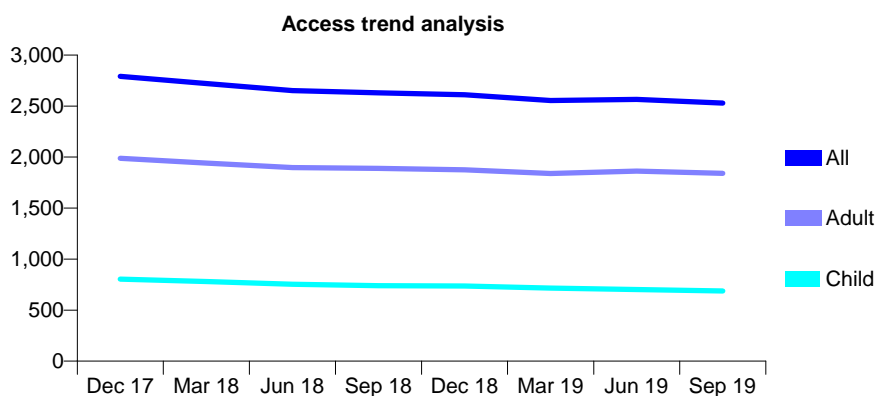
Q58 - Vital Signs At a Glance Contract Report for 624853/0001 - September 2019

Name or company name	MR AV BRAMWELL
Contract type name	GDS Contract
Purpose of contract	General
Contract start date	01/04/2006
Contract end date	

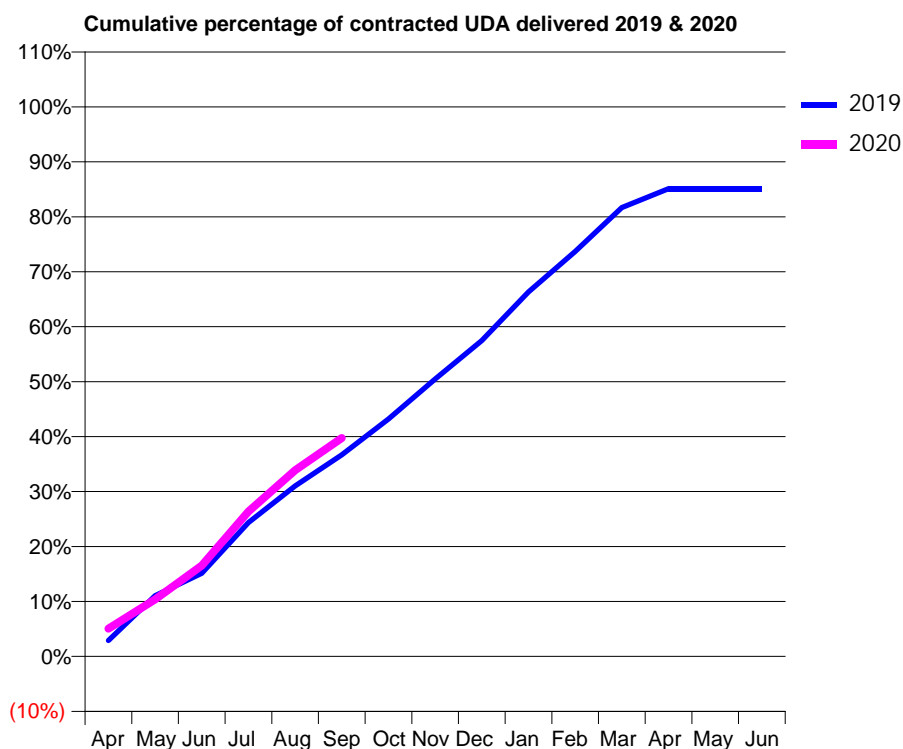
19/20 Contracted general activity (UDA)	7,747
Carry forward general activity (UDA)	0
19/20 Contracted orthodontic activity (UOA)	0
Carry forward orthodontic activity (UOA)	0
Baseline contract value	£180,388.39

ACCESS*

Patients seen in 24 months	Total	Change since previous quarter
Quarter ending September 2018	2,629	
Quarter ending December 2018	2,611	→
Quarter ending March 2019	2,555	↓
Quarter ending June 2019	2,566	→
Quarter ending September 2019	2,529	↓
Variance since September 2018	(3.8%)	↓



ACTIVITY



Month	2019	2020
April	224	392
May	857	804
June	1,171	1,282
July	1,888	2,043
August	2,403	2,626
September	2,841	3,079
October	3,347	
November	3,912	
December	4,452	
January	5,138	
February	5,708	
March	6,327	
April	6,594	
May	6,594	
June	6,594	

QUALITY

	Quantity	Base Number	Contract	AT	Region	England
% of FP17s for the same patient ID Re-attending within 3 months - Children	34	501	6.8%	10.9%	11.3%	11.5%
% of FP17s for the same patient ID Re-attending within 3 months - Adults	285	1,372	20.8%	14.3%	14.7%	15.4%
% of FP17s for the same patient ID Re-attending between 3 & 9 months - Children	301	501	60.1%	59.1%	60.8%	59.7%
% of FP17s for the same patient ID Re-attending between 3 & 9 months - Adults	702	1,372	51.2%	49.6%	52.8%	51.7%
% of FP17s for Band 1 Urgent Courses	75	1,740	4.3%	8.8%	8.2%	9.2%
% of FP17s Relating to Free Repair or Replacements	16	1,740	0.9%	0.6%	0.7%	0.7%
% of FP17s Relating to Continuations	118	1,740	6.8%	0.7%	0.8%	0.8%
% of Patients satisfied with the dentistry they have received	1	1	N/A	93.8%	93.2%	93.5%
% of Patients satisfied with the time they had to wait for an appointment	1	1	N/A	88.4%	88.5%	87.4%

* This is based on patients treated on this contract for their most recent course of treatment. Figures in italics indicate the base number of FP17s or Patient Questionnaire responses are less than 100. N/A is shown where the base number of responses is less than 10 during the period. % is calculated as Quantity/Base number*100

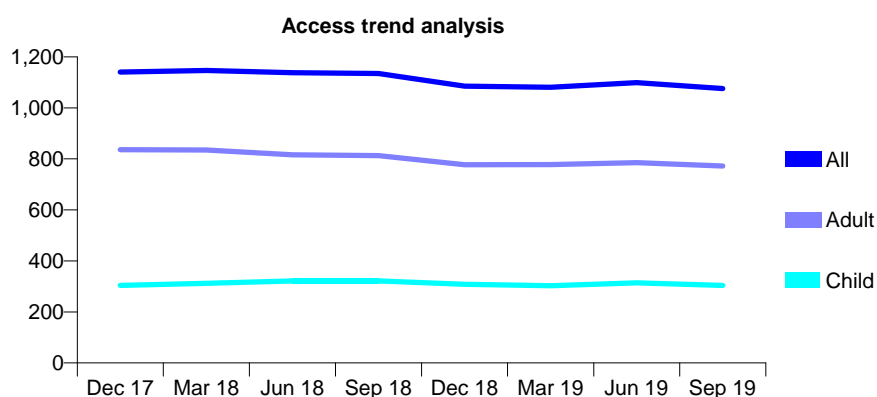
Q58 - Vital Signs At a Glance Contract Report for 625884/0001 - September 2019

Name or company name	MR P JACKSON
Contract type name	GDS Contract
Purpose of contract	General
Contract start date	01/04/2006
Contract end date	

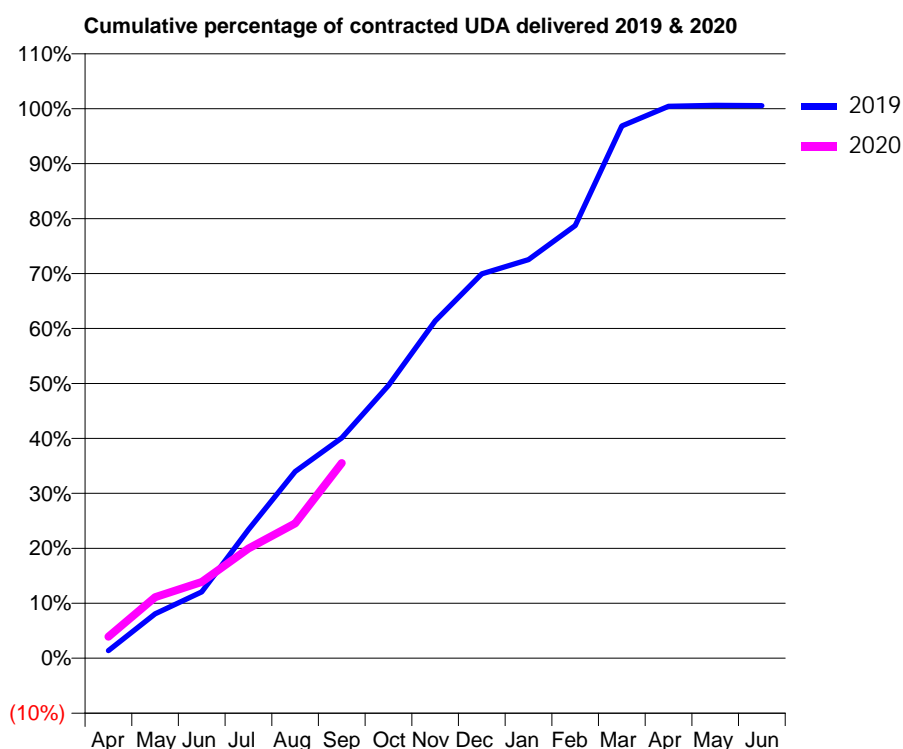
19/20 Contracted general activity (UDA)	2,069
Carry forward general activity (UDA)	0
19/20 Contracted orthodontic activity (UOA)	0
Carry forward orthodontic activity (UOA)	0
Baseline contract value	£52,635.36

ACCESS*

Patients seen in 24 months	Total	Change since previous quarter
Quarter ending September 2018	1,135	
Quarter ending December 2018	1,085	↓
Quarter ending March 2019	1,081	→
Quarter ending June 2019	1,099	→
Quarter ending September 2019	1,076	↓
Variance since September 2018	(5.2%)	↓



ACTIVITY



Month	2019	2020
April	29	81
May	168	230
June	250	288
July	484	413
August	703	508
September	830	735
October	1,027	
November	1,270	
December	1,447	
January	1,500	
February	1,629	
March	2,003	
April	2,078	
May	2,082	
June	2,081	

QUALITY

	Quantity	Base Number	Contract	AT	Region	England
% of FP17s for the same patient ID Re-attending within 3 months - Children	26	218	11.9%	10.9%	11.3%	11.5%
% of FP17s for the same patient ID Re-attending within 3 months - Adults	91	448	20.3%	14.3%	14.7%	15.4%
% of FP17s for the same patient ID Re-attending between 3 & 9 months - Children	131	218	60.1%	59.1%	60.8%	59.7%
% of FP17s for the same patient ID Re-attending between 3 & 9 months - Adults	199	448	44.4%	49.6%	52.8%	51.7%
% of FP17s for Band 1 Urgent Courses	24	312	7.7%	8.8%	8.2%	9.2%
% of FP17s Relating to Free Repair or Replacements	1	312	0.3%	0.6%	0.7%	0.7%
% of FP17s Relating to Continuations	0	312	0.0%	0.7%	0.8%	0.8%
% of Patients satisfied with the dentistry they have received	0	0	N/A	93.8%	93.2%	93.5%
% of Patients satisfied with the time they had to wait for an appointment	0	0	N/A	88.4%	88.5%	87.4%

* This is based on patients treated on this contract for their most recent course of treatment.

Figures in italics indicate the base number of FP17s or Patient Questionnaire responses are less than 100. N/A is shown where the base number of responses is less than 10 during the period. % is calculated as Quantity/Base number*100

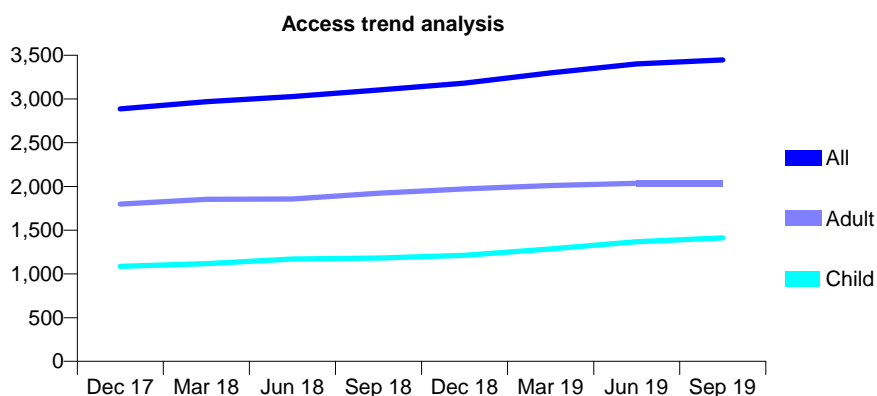
Q58 - Vital Signs At a Glance Contract Report for 631833/0001 - September 2019

Name or company name	MR SM JAGSI
Contract type name	GDS Contract
Purpose of contract	General
Contract start date	01/04/2006
Contract end date	

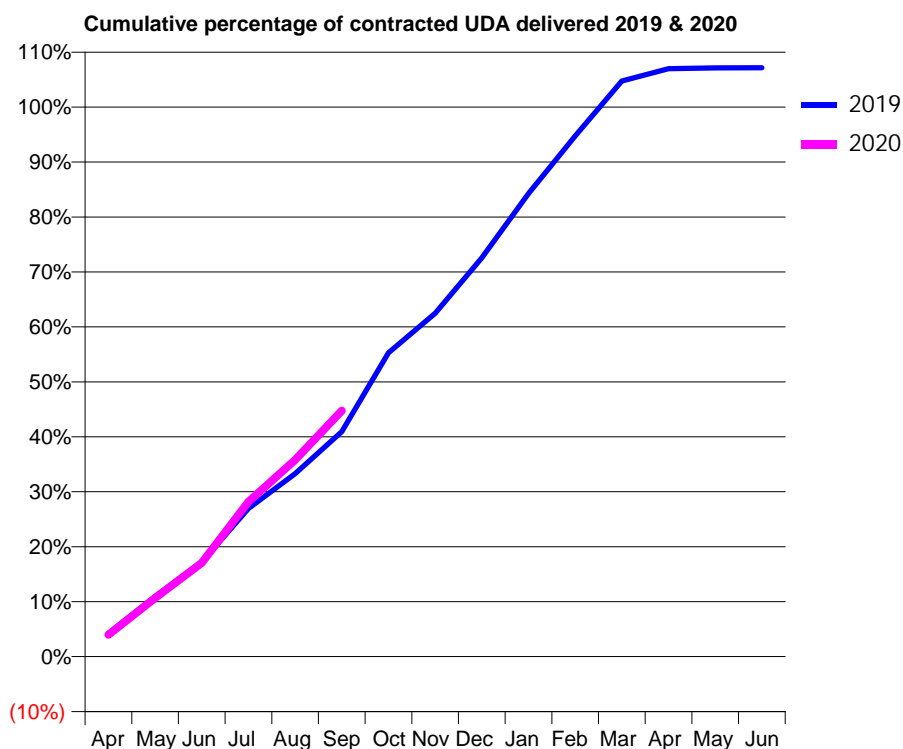
19/20 Contracted general activity (UDA)	10,312
Carry forward general activity (UDA)	0
19/20 Contracted orthodontic activity (UOA)	0
Carry forward orthodontic activity (UOA)	0
Baseline contract value	£330,624.45

ACCESS*

Patients seen in 24 months	Total	Change since previous quarter
Quarter ending September 2018	3,103	
Quarter ending December 2018	3,182	↑
Quarter ending March 2019	3,298	↑
Quarter ending June 2019	3,402	↑
Quarter ending September 2019	3,448	→
Variance since September 2018	11.1%	↑



ACTIVITY



Month	Adjusted Scheduled Activity (UDA)	
	2019	2020
April	435	412
May	1,126	1,100
June	1,773	1,759
July	2,780	2,907
August	3,435	3,693
September	4,220	4,613
October	5,702	
November	6,442	
December	7,482	
January	8,690	
February	9,771	
March	10,801	
April	11,033	
May	11,048	
June	11,049	

QUALITY

	Quantity	Base Number	Contract	AT	Region	England
% of FP17s for the same patient ID Re-attending within 3 months - Children	72	895	8.0%	10.9%	11.3%	11.5%
% of FP17s for the same patient ID Re-attending within 3 months - Adults	179	917	19.5%	14.3%	14.7%	15.4%
% of FP17s for the same patient ID Re-attending between 3 & 9 months - Children	369	895	41.2%	59.1%	60.8%	59.7%
% of FP17s for the same patient ID Re-attending between 3 & 9 months - Adults	257	917	28.0%	49.6%	52.8%	51.7%
% of FP17s for Band 1 Urgent Courses	257	1,718	15.0%	8.8%	8.2%	9.2%
% of FP17s Relating to Free Repair or Replacements	2	1,718	0.1%	0.6%	0.7%	0.7%
% of FP17s Relating to Continuations	1	1,718	0.1%	0.7%	0.8%	0.8%
% of Patients satisfied with the dentistry they have received	1	1	N/A	93.8%	93.2%	93.5%
% of Patients satisfied with the time they had to wait for an appointment	1	1	N/A	88.4%	88.5%	87.4%

* This is based on patients treated on this contract for their most recent course of treatment. Figures in italics indicate the base number of FP17s or Patient Questionnaire responses are less than 100. N/A is shown where the base number of responses is less than 10 during the period. % is calculated as Quantity/Base number*100

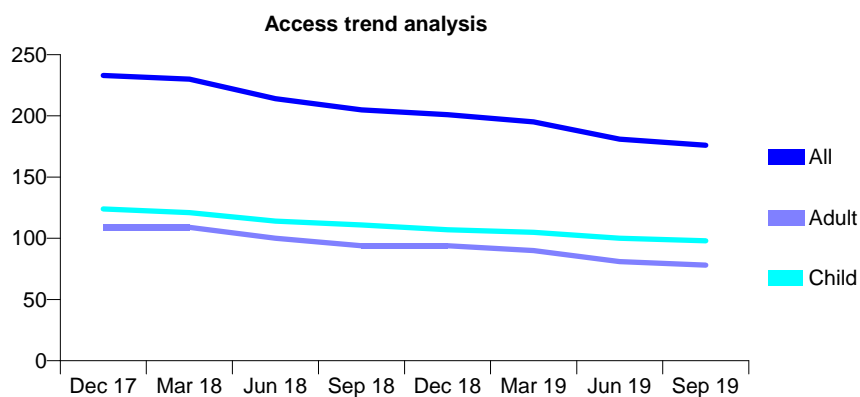
Q58 - Vital Signs At a Glance Contract Report for 636525/0001 - September 2019

Name or company name	MR RH GANATRA
Contract type name	GDS Contract
Purpose of contract	General
Contract start date	01/04/2006
Contract end date	

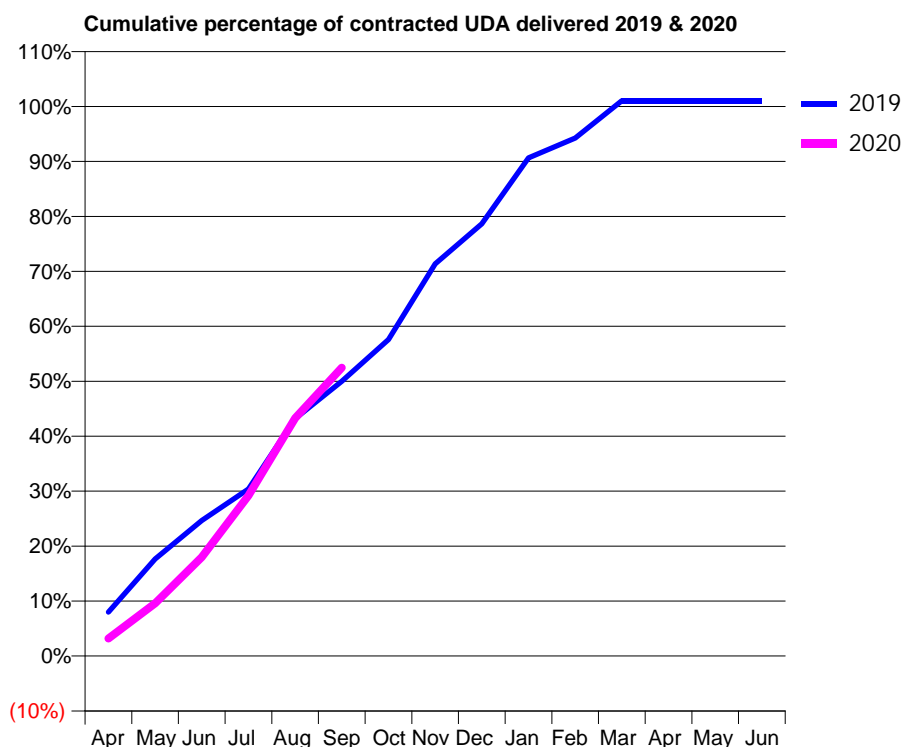
19/20 Contracted general activity (UDA)	250
Carry forward general activity (UDA)	0
19/20 Contracted orthodontic activity (UOA)	0
Carry forward orthodontic activity (UOA)	0
Baseline contract value	£7,195.58

ACCESS*

Patients seen in 24 months	Total	Change since previous quarter
Quarter ending September 2018	205	
Quarter ending December 2018	201	↓
Quarter ending March 2019	195	↓
Quarter ending June 2019	181	↓
Quarter ending September 2019	176	↓
Variance since September 2018	(14.1%)	↓



ACTIVITY



Month	Adjusted Scheduled Activity (UDA)	
	2019	2020
April	20	8
May	44	24
June	62	45
July	76	73
August	108	108
September	125	131
October	144	
November	178	
December	197	
January	227	
February	236	
March	253	
April	253	
May	253	
June	253	

QUALITY

	Quantity	Base Number	Contract	AT	Region	England
% of FP17s for the same patient ID Re-attending within 3 months - Children	0	52	0.0%	10.9%	11.3%	11.5%
% of FP17s for the same patient ID Re-attending within 3 months - Adults	2	41	4.9%	14.3%	14.7%	15.4%
% of FP17s for the same patient ID Re-attending between 3 & 9 months - Children	27	52	51.9%	59.1%	60.8%	59.7%
% of FP17s for the same patient ID Re-attending between 3 & 9 months - Adults	24	41	58.5%	49.6%	52.8%	51.7%
% of FP17s for Band 1 Urgent Courses	1	93	1.1%	8.8%	8.2%	9.2%
% of FP17s Relating to Free Repair or Replacements	0	93	0.0%	0.6%	0.7%	0.7%
% of FP17s Relating to Continuations	2	93	2.2%	0.7%	0.8%	0.8%
% of Patients satisfied with the dentistry they have received	0	0	N/A	93.8%	93.2%	93.5%
% of Patients satisfied with the time they had to wait for an appointment	0	0	N/A	88.4%	88.5%	87.4%

* This is based on patients treated on this contract for their most recent course of treatment. Figures in italics indicate the base number of FP17s or Patient Questionnaire responses are less than 100. N/A is shown where the base number of responses is less than 10 during the period. % is calculated as Quantity/Base number*100

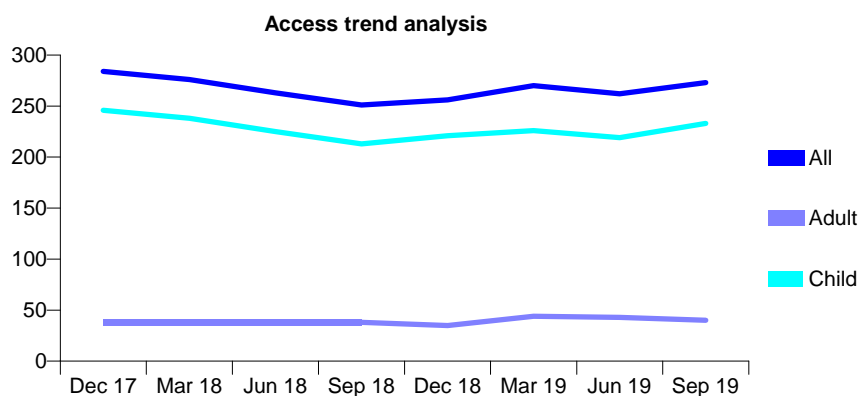
Q58 - Vital Signs At a Glance Contract Report for 638439/0001 - September 2019

Name or company name	MR B MILIJIC
Contract type name	GDS Contract
Purpose of contract	General
Contract start date	01/04/2006
Contract end date	

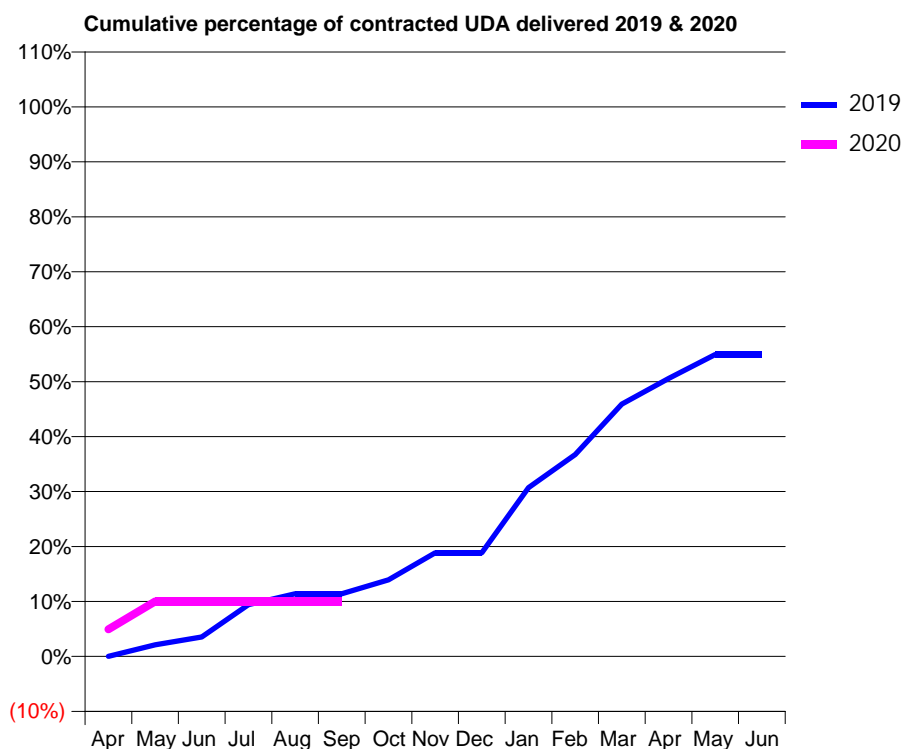
19/20 Contracted general activity (UDA)	710
Carry forward general activity (UDA)	0
19/20 Contracted orthodontic activity (UOA)	0
Carry forward orthodontic activity (UOA)	0
Baseline contract value	£18,589.59

ACCESS*

Patients seen in 24 months	Total	Change since previous quarter
Quarter ending September 2018	251	
Quarter ending December 2018	256	→
Quarter ending March 2019	270	↑
Quarter ending June 2019	262	↓
Quarter ending September 2019	273	↑
Variance since September 2018	8.8%	↑



ACTIVITY



Month	Adjusted Scheduled Activity (UDA)	
	2019	2020
April	0	35
May	15	71
June	25	71
July	67	71
August	81	71
September	81	71
October	99	
November	134	
December	134	
January	218	
February	261	
March	326	
April	359	
May	390	
June	390	

QUALITY

	Quantity	Base Number	Contract	AT	Region	England
% of FP17s for the same patient ID Re-attending within 3 months - Children	7	69	10.1%	10.9%	11.3%	11.5%
% of FP17s for the same patient ID Re-attending within 3 months - Adults	0	6	0.0%	14.3%	14.7%	15.4%
% of FP17s for the same patient ID Re-attending between 3 & 9 months - Children	34	69	49.3%	59.1%	60.8%	59.7%
% of FP17s for the same patient ID Re-attending between 3 & 9 months - Adults	4	6	66.7%	49.6%	52.8%	51.7%
% of FP17s for Band 1 Urgent Courses	0	41	0.0%	8.8%	8.2%	9.2%
% of FP17s Relating to Free Repair or Replacements	0	41	0.0%	0.6%	0.7%	0.7%
% of FP17s Relating to Continuations	0	41	0.0%	0.7%	0.8%	0.8%
% of Patients satisfied with the dentistry they have received	0	0	N/A	93.8%	93.2%	93.5%
% of Patients satisfied with the time they had to wait for an appointment	0	0	N/A	88.4%	88.5%	87.4%

* This is based on patients treated on this contract for their most recent course of treatment. Figures in italics indicate the base number of FP17s or Patient Questionnaire responses are less than 100. N/A is shown where the base number of responses is less than 10 during the period. % is calculated as Quantity/Base number*100

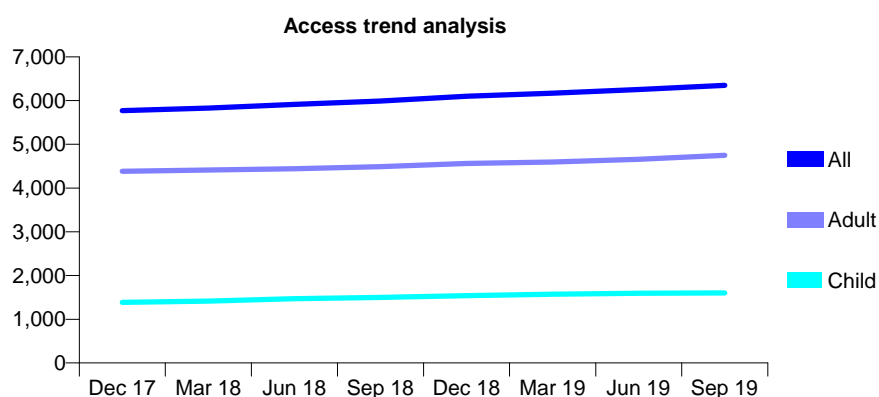
Q58 - Vital Signs At a Glance Contract Report for 643920/0001 - September 2019

Name or company name	MISS TA HAKIMJI
Contract type name	GDS Contract
Purpose of contract	General
Contract start date	01/03/2012
Contract end date	

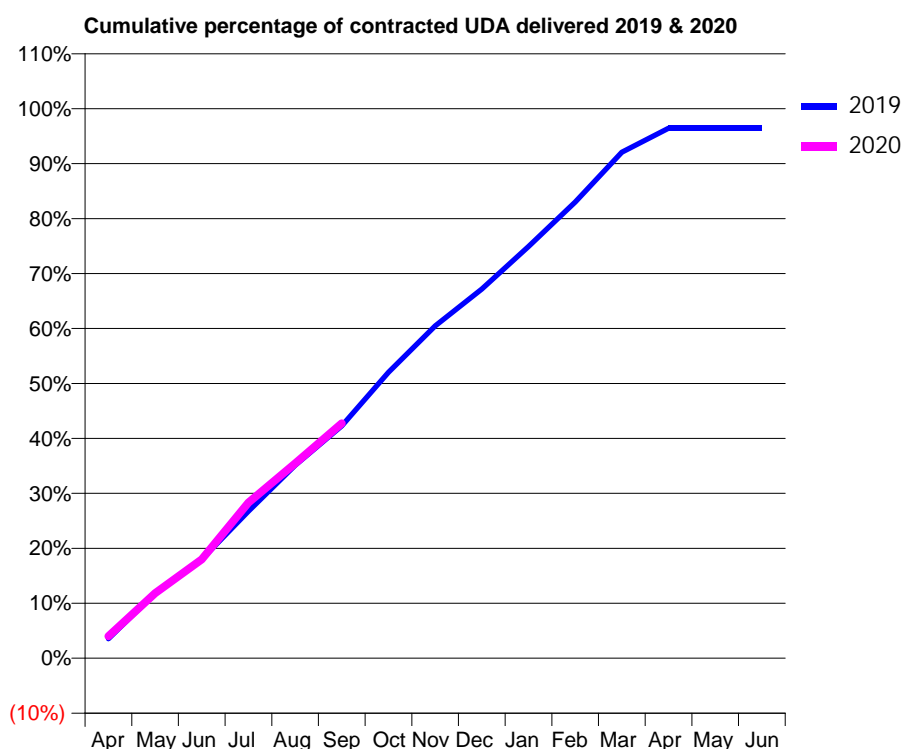
19/20 Contracted general activity (UDA)	18,255
Carry forward general activity (UDA)	0
19/20 Contracted orthodontic activity (UOA)	0
Carry forward orthodontic activity (UOA)	0
Baseline contract value	£426,010.68

ACCESS*

Patients seen in 24 months	Total	Change since previous quarter
Quarter ending September 2018	5,989	
Quarter ending December 2018	6,100	→
Quarter ending March 2019	6,168	→
Quarter ending June 2019	6,255	→
Quarter ending September 2019	6,348	→
Variance since September 2018	6.0%	↑



ACTIVITY



Month	2019	2020
April	651	733
May	2,161	2,160
June	3,284	3,285
July	4,883	5,172
August	6,408	6,476
September	7,717	7,802
October	9,500	
November	11,043	
December	12,263	
January	13,679	
February	15,153	
March	16,808	
April	17,606	
May	17,607	
June	17,607	

QUALITY

	Quantity	Base Number	Contract	AT	Region	England
% of FP17s for the same patient ID Re-attending within 3 months - Children	127	1,447	8.8%	10.9%	11.3%	11.5%
% of FP17s for the same patient ID Re-attending within 3 months - Adults	474	3,610	13.1%	14.3%	14.7%	15.4%
% of FP17s for the same patient ID Re-attending between 3 & 9 months - Children	1,012	1,447	69.9%	59.1%	60.8%	59.7%
% of FP17s for the same patient ID Re-attending between 3 & 9 months - Adults	2,238	3,610	62.0%	49.6%	52.8%	51.7%
% of FP17s for Band 1 Urgent Courses	420	4,673	9.0%	8.8%	8.2%	9.2%
% of FP17s Relating to Free Repair or Replacements	11	4,673	0.2%	0.6%	0.7%	0.7%
% of FP17s Relating to Continuations	31	4,673	0.7%	0.7%	0.8%	0.8%
% of Patients satisfied with the dentistry they have received	0	0	N/A	93.8%	93.2%	93.5%
% of Patients satisfied with the time they had to wait for an appointment	0	0	N/A	88.4%	88.5%	87.4%

* This is based on patients treated on this contract for their most recent course of treatment.

Figures in italics indicate the base number of FP17s or Patient Questionnaire responses are less than 100. N/A is shown where the base number of responses is less than 10 during the period. % is calculated as Quantity/Base number*100

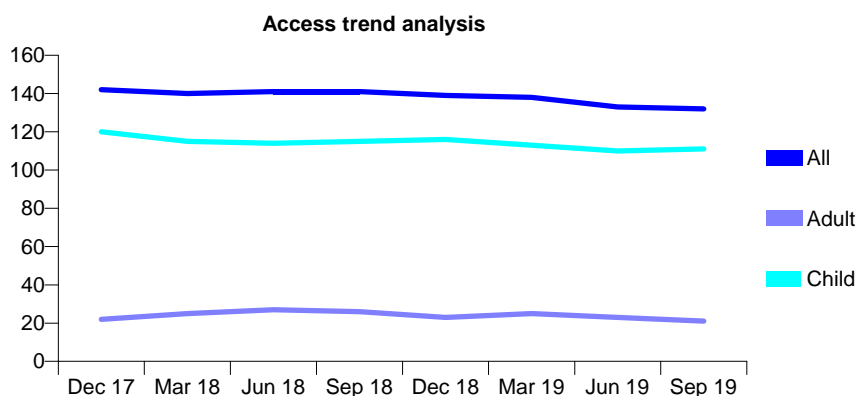
Q58 - Vital Signs At a Glance Contract Report for 649481/0001 - September 2019

Name or company name	MISS M DYTHAM
Contract type name	GDS Contract
Purpose of contract	General
Contract start date	01/04/2006
Contract end date	

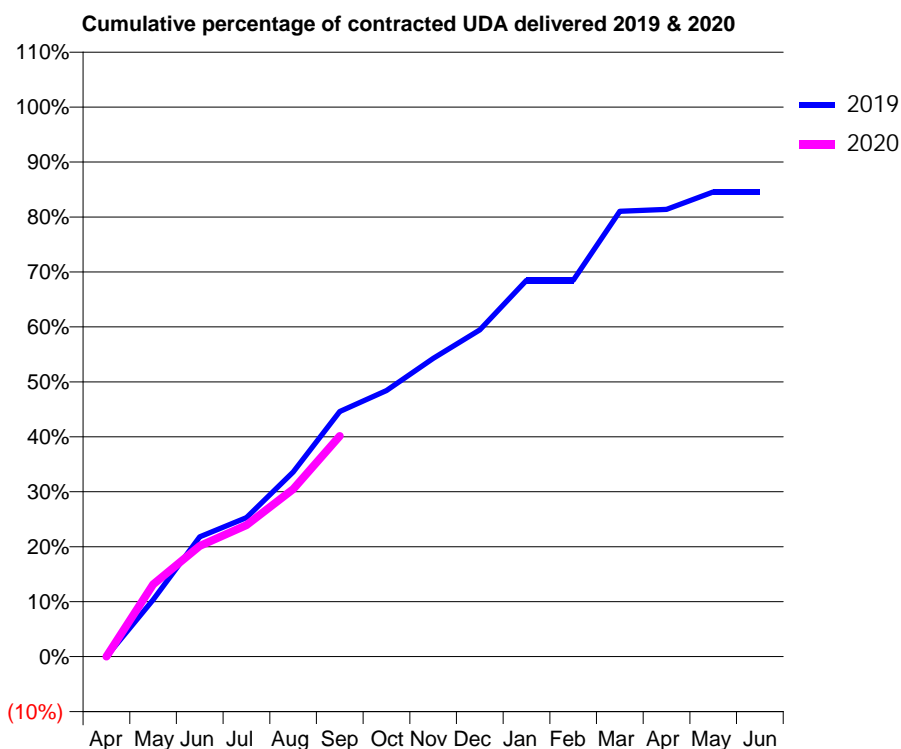
19/20 Contracted general activity (UDA)	290
Carry forward general activity (UDA)	0
19/20 Contracted orthodontic activity (UOA)	0
Carry forward orthodontic activity (UOA)	0
Baseline contract value	£6,593.90

ACCESS*

Patients seen in 24 months	Total	Change since previous quarter
Quarter ending September 2018	141	
Quarter ending December 2018	139	↓
Quarter ending March 2019	138	→
Quarter ending June 2019	133	↓
Quarter ending September 2019	132	→
Variance since September 2018	(6.4%)	↓



ACTIVITY



Month	Adjusted Scheduled Activity (UDA)	
	2019	2020
April	0	0
May	30	38
June	63	58
July	73	69
August	97	88
September	129	116
October	140	
November	157	
December	172	
January	199	
February	199	
March	235	
April	236	
May	245	
June	245	

QUALITY

	Quantity	Base Number	Contract	AT	Region	England
% of FP17s for the same patient ID Re-attending within 3 months - Children	7	98	7.1%	10.9%	11.3%	11.5%
% of FP17s for the same patient ID Re-attending within 3 months - Adults	0	4	0.0%	14.3%	14.7%	15.4%
% of FP17s for the same patient ID Re-attending between 3 & 9 months - Children	67	98	68.4%	59.1%	60.8%	59.7%
% of FP17s for the same patient ID Re-attending between 3 & 9 months - Adults	4	4	100.0%	49.6%	52.8%	51.7%
% of FP17s for Band 1 Urgent Courses	2	92	2.2%	8.8%	8.2%	9.2%
% of FP17s Relating to Free Repair or Replacements	0	92	0.0%	0.6%	0.7%	0.7%
% of FP17s Relating to Continuations	0	92	0.0%	0.7%	0.8%	0.8%
% of Patients satisfied with the dentistry they have received	2	2	N/A	93.8%	93.2%	93.5%
% of Patients satisfied with the time they had to wait for an appointment	2	2	N/A	88.4%	88.5%	87.4%

* This is based on patients treated on this contract for their most recent course of treatment. Figures in italics indicate the base number of FP17s or Patient Questionnaire responses are less than 100. N/A is shown where the base number of responses is less than 10 during the period. % is calculated as Quantity/Base number*100

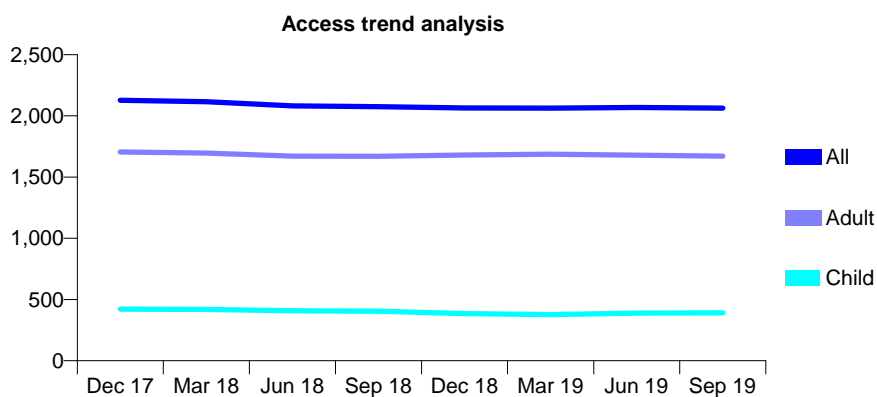
Q58 - Vital Signs At a Glance Contract Report for 650692/0001 - September 2019

Name or company name	MR AE DEITSCH
Contract type name	GDS Contract
Purpose of contract	General
Contract start date	01/04/2006
Contract end date	

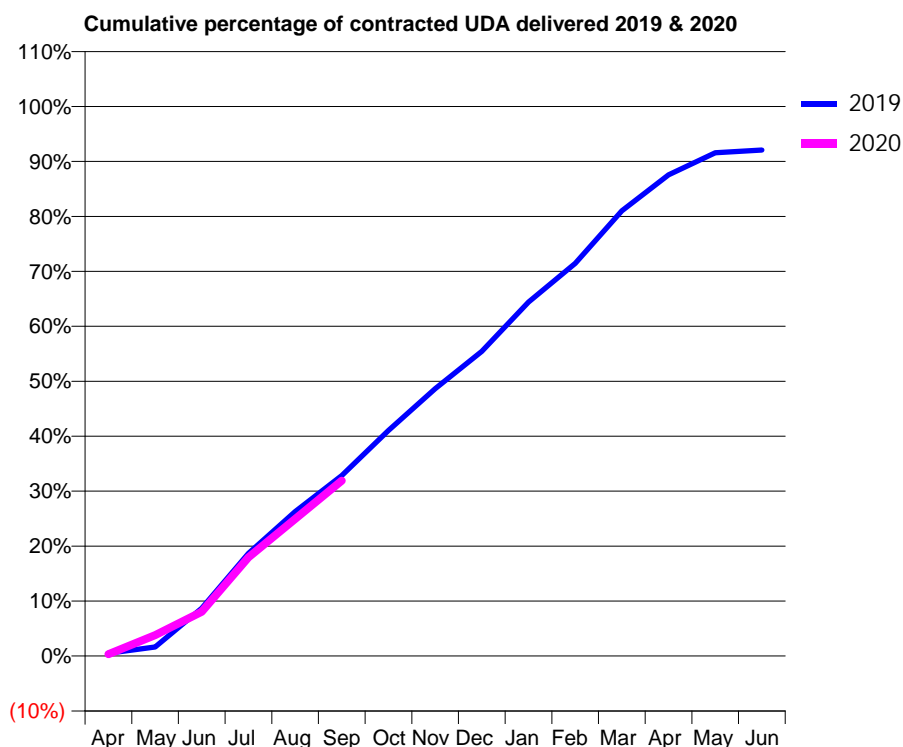
19/20 Contracted general activity (UDA)	6,885
Carry forward general activity (UDA)	0
19/20 Contracted orthodontic activity (UOA)	0
Carry forward orthodontic activity (UOA)	0
Baseline contract value	£177,464.78

ACCESS*

Patients seen in 24 months	Total	Change since previous quarter
Quarter ending September 2018	2,076	
Quarter ending December 2018	2,065	→
Quarter ending March 2019	2,064	→
Quarter ending June 2019	2,068	→
Quarter ending September 2019	2,064	→
Variance since September 2018	(0.6%)	→



ACTIVITY



Month	Adjusted Scheduled Activity (UDA)	
	2019	2020
April	36	24
May	114	261
June	599	554
July	1,286	1,236
August	1,811	1,717
September	2,262	2,197
October	2,826	
November	3,349	
December	3,817	
January	4,435	
February	4,920	
March	5,576	
April	6,030	
May	6,305	
June	6,338	

QUALITY

	Quantity	Base Number	Contract	AT	Region	England
% of FP17s for the same patient ID Re-attending within 3 months - Children	13	261	5.0%	10.9%	11.3%	11.5%
% of FP17s for the same patient ID Re-attending within 3 months - Adults	234	1,097	21.3%	14.3%	14.7%	15.4%
% of FP17s for the same patient ID Re-attending between 3 & 9 months - Children	108	261	41.4%	59.1%	60.8%	59.7%
% of FP17s for the same patient ID Re-attending between 3 & 9 months - Adults	481	1,097	43.8%	49.6%	52.8%	51.7%
% of FP17s for Band 1 Urgent Courses	104	957	10.9%	8.8%	8.2%	9.2%
% of FP17s Relating to Free Repair or Replacements	14	957	1.5%	0.6%	0.7%	0.7%
% of FP17s Relating to Continuations	16	957	1.7%	0.7%	0.8%	0.8%
% of Patients satisfied with the dentistry they have received	0	0	N/A	93.8%	93.2%	93.5%
% of Patients satisfied with the time they had to wait for an appointment	0	0	N/A	88.4%	88.5%	87.4%

* This is based on patients treated on this contract for their most recent course of treatment. Figures in italics indicate the base number of FP17s or Patient Questionnaire responses are less than 100. N/A is shown where the base number of responses is less than 10 during the period. % is calculated as Quantity/Base number*100

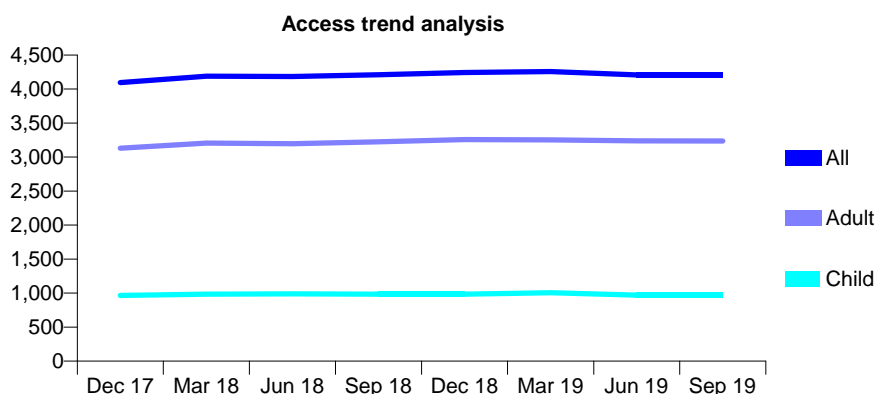
Q58 - Vital Signs At a Glance Contract Report for 657050/0001 - September 2019

Name or company name	MR ME FRIEDMANN
Contract type name	GDS Contract
Purpose of contract	General
Contract start date	01/04/2006
Contract end date	

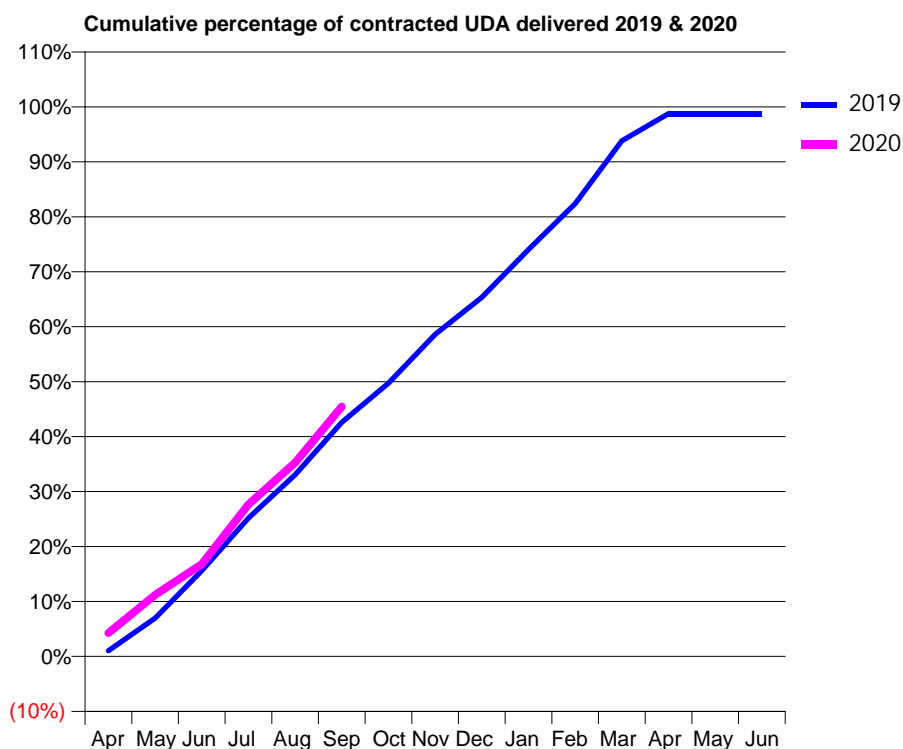
19/20 Contracted general activity (UDA)	11,624
Carry forward general activity (UDA)	0
19/20 Contracted orthodontic activity (UOA)	0
Carry forward orthodontic activity (UOA)	0
Baseline contract value	£289,620.51

ACCESS*

Patients seen in 24 months	Total	Change since previous quarter
Quarter ending September 2018	4,211	
Quarter ending December 2018	4,244	→
Quarter ending March 2019	4,258	→
Quarter ending June 2019	4,209	↓
Quarter ending September 2019	4,208	→
Variance since September 2018	(0.1%)	→



ACTIVITY



Month	2019	2020
April	119	497
May	811	1,303
June	1,813	1,951
July	2,926	3,214
August	3,844	4,103
September	4,952	5,281
October	5,780	
November	6,813	
December	7,595	
January	8,607	
February	9,579	
March	10,908	
April	11,480	
May	11,479	
June	11,480	

QUALITY

	Quantity	Base Number	Contract	AT	Region	England
% of FP17s for the same patient ID Re-attending within 3 months - Children	77	776	9.9%	10.9%	11.3%	11.5%
% of FP17s for the same patient ID Re-attending within 3 months - Adults	377	2,528	14.9%	14.3%	14.7%	15.4%
% of FP17s for the same patient ID Re-attending between 3 & 9 months - Children	513	776	66.1%	59.1%	60.8%	59.7%
% of FP17s for the same patient ID Re-attending between 3 & 9 months - Adults	1,622	2,528	64.2%	49.6%	52.8%	51.7%
% of FP17s for Band 1 Urgent Courses	320	3,037	10.5%	8.8%	8.2%	9.2%
% of FP17s Relating to Free Repair or Replacements	35	3,037	1.2%	0.6%	0.7%	0.7%
% of FP17s Relating to Continuations	26	3,037	0.9%	0.7%	0.8%	0.8%
% of Patients satisfied with the dentistry they have received	0	0	N/A	93.8%	93.2%	93.5%
% of Patients satisfied with the time they had to wait for an appointment	0	0	N/A	88.4%	88.5%	87.4%

* This is based on patients treated on this contract for their most recent course of treatment. Figures in italics indicate the base number of FP17s or Patient Questionnaire responses are less than 100. N/A is shown where the base number of responses is less than 10 during the period. % is calculated as Quantity/Base number*100

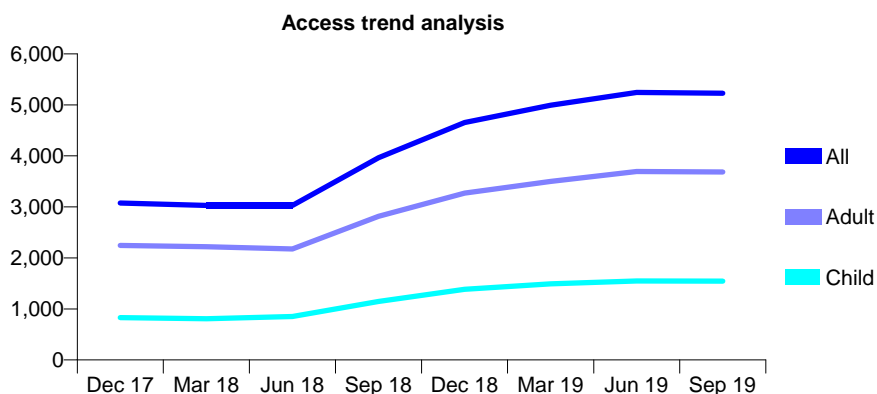
Q58 - Vital Signs At a Glance Contract Report for 658189/0002 - September 2019

Name or company name	Broughton Dental Practice
Contract type name	GDS Contract
Purpose of contract	General
Contract start date	01/04/2007
Contract end date	

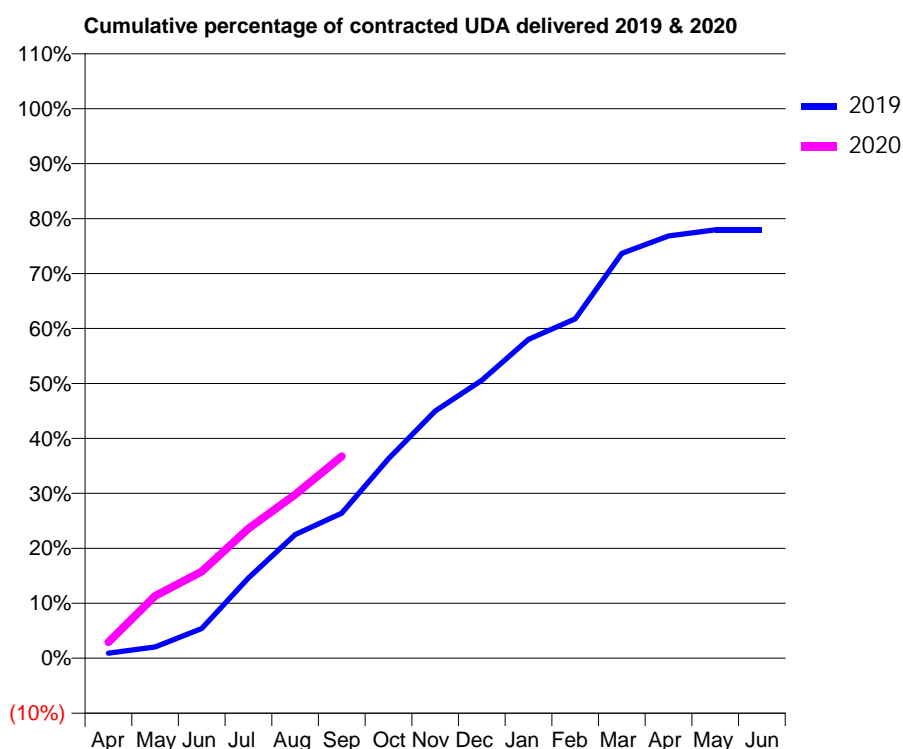
19/20 Contracted general activity (UDA)	14,847
Carry forward general activity (UDA)	0
19/20 Contracted orthodontic activity (UOA)	0
Carry forward orthodontic activity (UOA)	0
Baseline contract value	£331,029.76

ACCESS*

Patients seen in 24 months	Total	Change since previous quarter
Quarter ending September 2018	3,964	
Quarter ending December 2018	4,656	↑
Quarter ending March 2019	4,991	↑
Quarter ending June 2019	5,244	↑
Quarter ending September 2019	5,227	→
Variance since September 2018	31.9%	↑



ACTIVITY



Month	2019	2020
April	126	433
May	280	1,684
June	738	2,341
July	2,001	3,505
August	3,079	4,423
September	3,616	5,458
October	4,970	
November	6,157	
December	6,923	
January	7,943	
February	8,449	
March	10,082	
April	10,516	
May	10,670	
June	10,670	

QUALITY

	Quantity	Base Number	Contract	AT	Region	England
% of FP17s for the same patient ID Re-attending within 3 months - Children	87	1,302	6.7%	10.9%	11.3%	11.5%
% of FP17s for the same patient ID Re-attending within 3 months - Adults	306	2,524	12.1%	14.3%	14.7%	15.4%
% of FP17s for the same patient ID Re-attending between 3 & 9 months - Children	855	1,302	65.7%	59.1%	60.8%	59.7%
% of FP17s for the same patient ID Re-attending between 3 & 9 months - Adults	1,468	2,524	58.2%	49.6%	52.8%	51.7%
% of FP17s for Band 1 Urgent Courses	274	3,421	8.0%	8.8%	8.2%	9.2%
% of FP17s Relating to Free Repair or Replacements	29	3,421	0.8%	0.6%	0.7%	0.7%
% of FP17s Relating to Continuations	9	3,421	0.3%	0.7%	0.8%	0.8%
% of Patients satisfied with the dentistry they have received	0	0	N/A	93.8%	93.2%	93.5%
% of Patients satisfied with the time they had to wait for an appointment	0	0	N/A	88.4%	88.5%	87.4%

* This is based on patients treated on this contract for their most recent course of treatment. Figures in italics indicate the base number of FP17s or Patient Questionnaire responses are less than 100. N/A is shown where the base number of responses is less than 10 during the period. % is calculated as Quantity/Base number*100

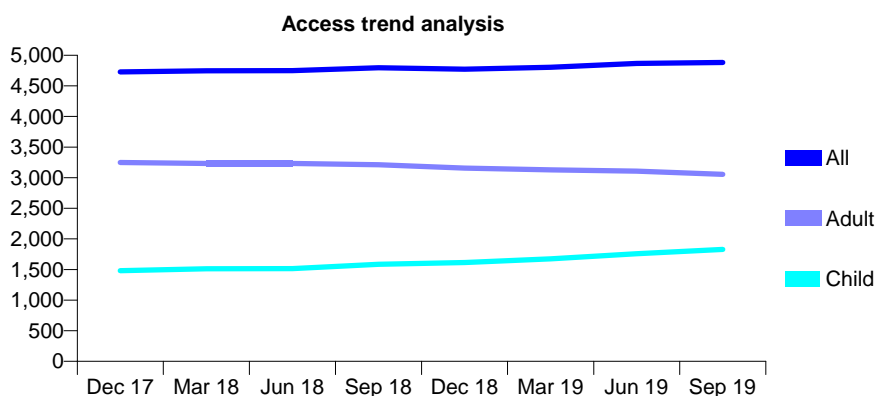
Q58 - Vital Signs At a Glance Contract Report for 658332/0001 - September 2019

Name or company name	MR SN PATEL
Contract type name	GDS Contract
Purpose of contract	General
Contract start date	01/04/2006
Contract end date	

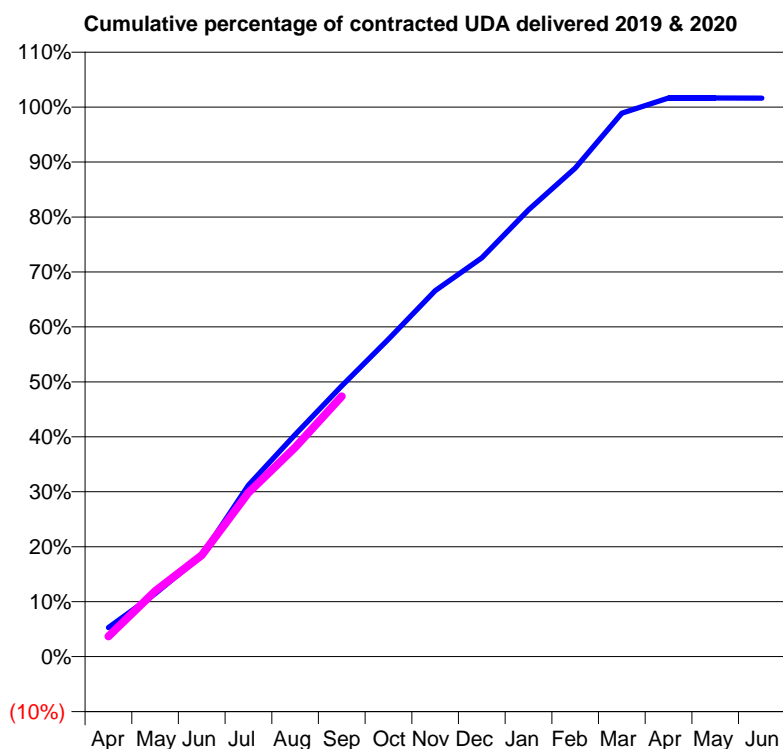
19/20 Contracted general activity (UDA)	13,020
Carry forward general activity (UDA)	0
19/20 Contracted orthodontic activity (UOA)	0
Carry forward orthodontic activity (UOA)	0
Baseline contract value	£398,165.48

ACCESS*

Patients seen in 24 months	Total	Change since previous quarter
Quarter ending September 2018	4,797	
Quarter ending December 2018	4,772	→
Quarter ending March 2019	4,802	→
Quarter ending June 2019	4,867	→
Quarter ending September 2019	4,884	→
Variance since September 2018	1.8%	→



ACTIVITY



Month	Adjusted Scheduled Activity (UDA)	
	2019	2020
April	688	483
May	1,493	1,554
June	2,399	2,402
July	4,061	3,884
August	5,262	4,958
September	6,412	6,165
October	7,522	
November	8,672	
December	9,447	
January	10,582	
February	11,574	
March	12,873	
April	13,233	
May	13,233	
June	13,232	

QUALITY

	Quantity	Base Number	Contract	AT	Region	England
% of FP17s for the same patient ID Re-attending within 3 months - Children	89	1,259	7.1%	10.9%	11.3%	11.5%
% of FP17s for the same patient ID Re-attending within 3 months - Adults	252	1,907	13.2%	14.3%	14.7%	15.4%
% of FP17s for the same patient ID Re-attending between 3 & 9 months - Children	593	1,259	47.1%	59.1%	60.8%	59.7%
% of FP17s for the same patient ID Re-attending between 3 & 9 months - Adults	968	1,907	50.8%	49.6%	52.8%	51.7%
% of FP17s for Band 1 Urgent Courses	276	2,991	9.2%	8.8%	8.2%	9.2%
% of FP17s Relating to Free Repair or Replacements	12	2,991	0.4%	0.6%	0.7%	0.7%
% of FP17s Relating to Continuations	14	2,991	0.5%	0.7%	0.8%	0.8%
% of Patients satisfied with the dentistry they have received	1	1	N/A	93.8%	93.2%	93.5%
% of Patients satisfied with the time they had to wait for an appointment	0	1	N/A	88.4%	88.5%	87.4%

* This is based on patients treated on this contract for their most recent course of treatment. Figures in italics indicate the base number of FP17s or Patient Questionnaire responses are less than 100. N/A is shown where the base number of responses is less than 10 during the period. % is calculated as Quantity/Base number*100

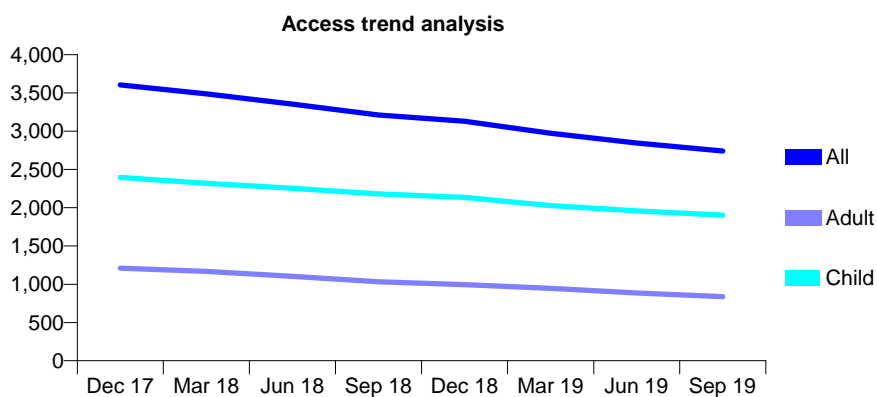
Q58 - Vital Signs At a Glance Contract Report for 660035/0001 - September 2019

Name or company name	MISS PE DESMOND
Contract type name	GDS Contract
Purpose of contract	General
Contract start date	01/04/2006
Contract end date	

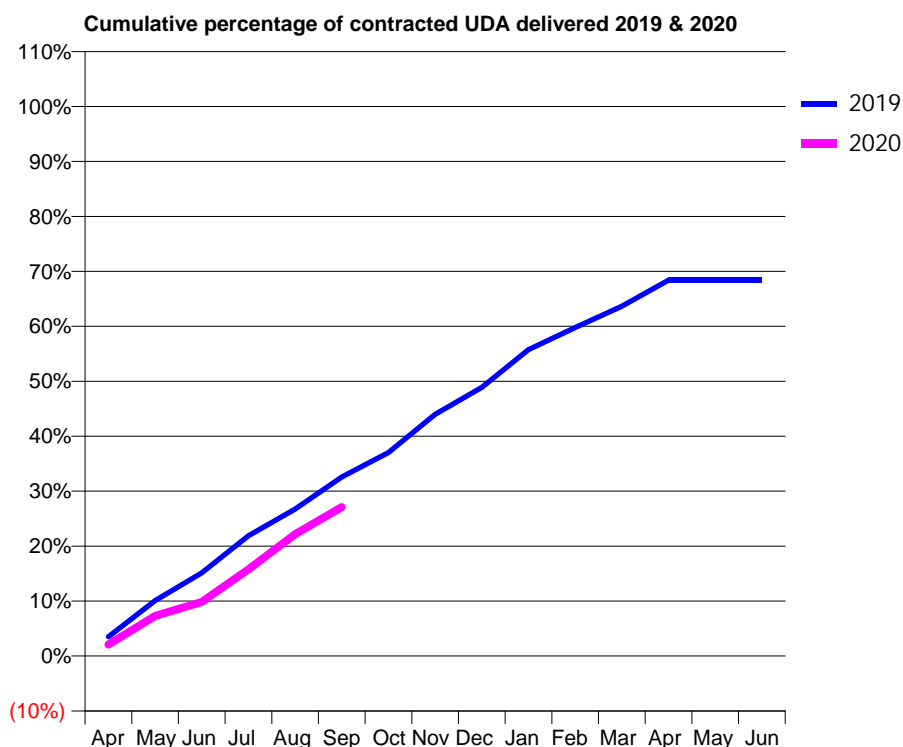
19/20 Contracted general activity (UDA)	9,000
Carry forward general activity (UDA)	0
19/20 Contracted orthodontic activity (UOA)	0
Carry forward orthodontic activity (UOA)	0
Baseline contract value	£233,020.63

ACCESS*

Patients seen in 24 months	Total	Change since previous quarter
Quarter ending September 2018	3,211	
Quarter ending December 2018	3,129	↓
Quarter ending March 2019	2,973	↓
Quarter ending June 2019	2,846	↓
Quarter ending September 2019	2,741	↓
Variance since September 2018	(14.6%)	↓



ACTIVITY



Month	Adjusted Scheduled Activity (UDA)	
	2019	2020
April	317	187
May	907	656
June	1,363	886
July	1,971	1,421
August	2,407	1,994
September	2,932	2,438
October	3,332	
November	3,959	
December	4,399	
January	5,017	
February	5,380	
March	5,727	
April	6,156	
May	6,156	
June	6,156	

QUALITY

	Quantity	Base Number	Contract	AT	Region	England
% of FP17s for the same patient ID Re-attending within 3 months - Children	78	1,335	5.8%	10.9%	11.3%	11.5%
% of FP17s for the same patient ID Re-attending within 3 months - Adults	90	477	18.9%	14.3%	14.7%	15.4%
% of FP17s for the same patient ID Re-attending between 3 & 9 months - Children	675	1,335	50.6%	59.1%	60.8%	59.7%
% of FP17s for the same patient ID Re-attending between 3 & 9 months - Adults	260	477	54.5%	49.6%	52.8%	51.7%
% of FP17s for Band 1 Urgent Courses	53	1,551	3.4%	8.8%	8.2%	9.2%
% of FP17s Relating to Free Repair or Replacements	0	1,551	0.0%	0.6%	0.7%	0.7%
% of FP17s Relating to Continuations	35	1,551	2.3%	0.7%	0.8%	0.8%
% of Patients satisfied with the dentistry they have received	2	3	N/A	93.8%	93.2%	93.5%
% of Patients satisfied with the time they had to wait for an appointment	3	3	N/A	88.4%	88.5%	87.4%

* This is based on patients treated on this contract for their most recent course of treatment. Figures in italics indicate the base number of FP17s or Patient Questionnaire responses are less than 100. N/A is shown where the base number of responses is less than 10 during the period. % is calculated as Quantity/Base number*100

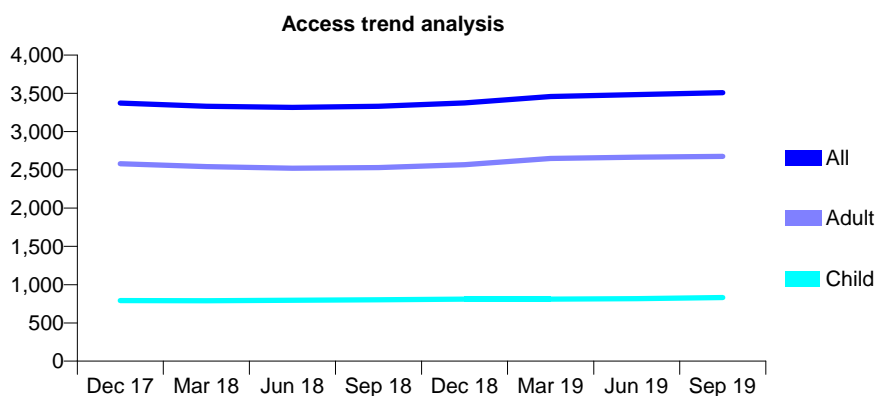
Q58 - Vital Signs At a Glance Contract Report for 660361/0001 - September 2019

Name or company name	MRS SK RAJANI
Contract type name	GDS Contract
Purpose of contract	General
Contract start date	01/04/2006
Contract end date	

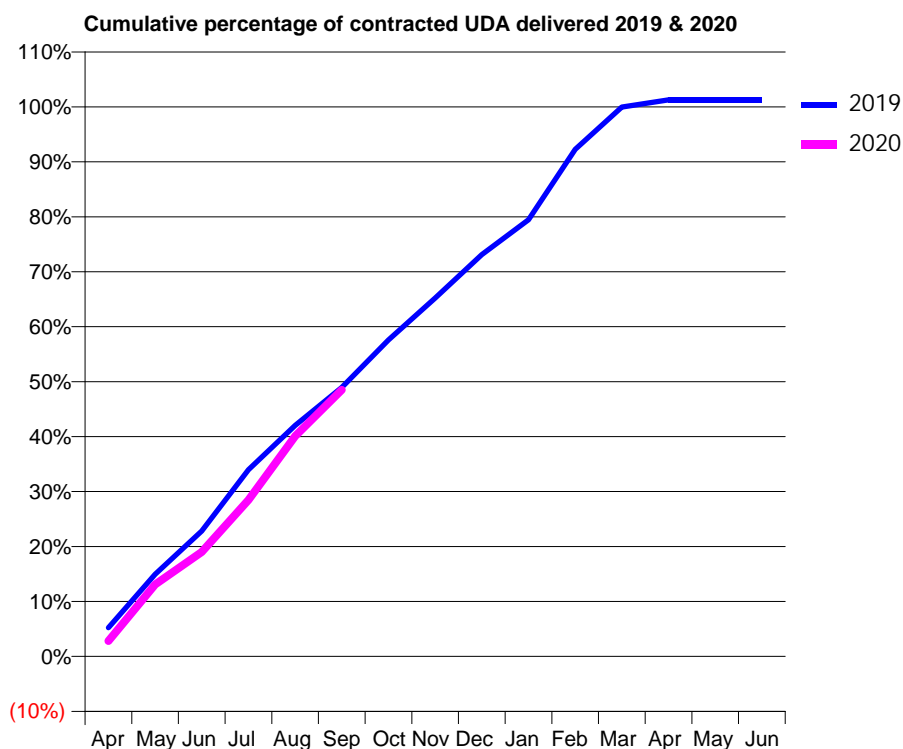
19/20 Contracted general activity (UDA)	11,012
Carry forward general activity (UDA)	0
19/20 Contracted orthodontic activity (UOA)	0
Carry forward orthodontic activity (UOA)	0
Baseline contract value	£287,568.78

ACCESS*

Patients seen in 24 months	Total	Change since previous quarter
Quarter ending September 2018	3,331	
Quarter ending December 2018	3,376	→
Quarter ending March 2019	3,459	↑
Quarter ending June 2019	3,483	→
Quarter ending September 2019	3,509	→
Variance since September 2018	5.3%	↑



ACTIVITY



Month	Adjusted Scheduled Activity (UDA)	
	2019	2020
April	576	309
May	1,647	1,441
June	2,514	2,095
July	3,744	3,135
August	4,629	4,414
September	5,389	5,340
October	6,343	
November	7,181	
December	8,051	
January	8,752	
February	10,160	
March	11,007	
April	11,152	
May	11,152	
June	11,152	

QUALITY

	Quantity	Base Number	Contract	AT	Region	England
% of FP17s for the same patient ID Re-attending within 3 months - Children	80	593	13.5%	10.9%	11.3%	11.5%
% of FP17s for the same patient ID Re-attending within 3 months - Adults	195	1,559	12.5%	14.3%	14.7%	15.4%
% of FP17s for the same patient ID Re-attending between 3 & 9 months - Children	238	593	40.1%	59.1%	60.8%	59.7%
% of FP17s for the same patient ID Re-attending between 3 & 9 months - Adults	671	1,559	43.0%	49.6%	52.8%	51.7%
% of FP17s for Band 1 Urgent Courses	224	2,100	10.7%	8.8%	8.2%	9.2%
% of FP17s Relating to Free Repair or Replacements	0	2,100	0.0%	0.6%	0.7%	0.7%
% of FP17s Relating to Continuations	41	2,100	2.0%	0.7%	0.8%	0.8%
% of Patients satisfied with the dentistry they have received	1	1	N/A	93.8%	93.2%	93.5%
% of Patients satisfied with the time they had to wait for an appointment	1	1	N/A	88.4%	88.5%	87.4%

* This is based on patients treated on this contract for their most recent course of treatment. Figures in italics indicate the base number of FP17s or Patient Questionnaire responses are less than 100. N/A is shown where the base number of responses is less than 10 during the period. % is calculated as Quantity/Base number*100

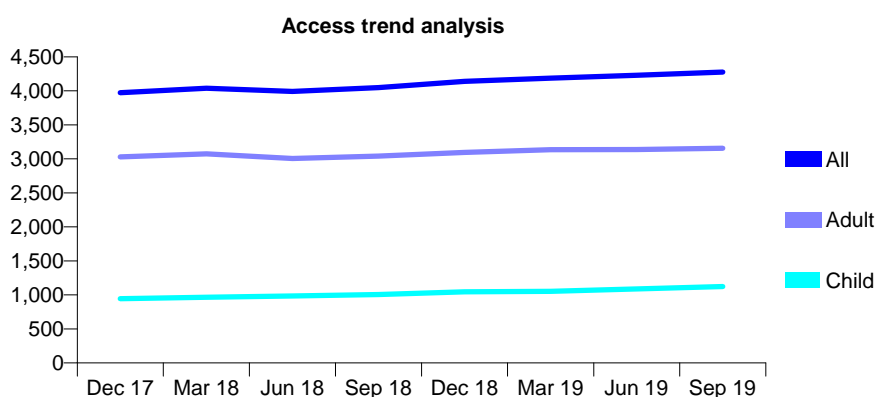
Q58 - Vital Signs At a Glance Contract Report for 673110/0001 - September 2019

Name or company name	MR MH BALKHI
Contract type name	GDS Contract
Purpose of contract	General
Contract start date	01/04/2006
Contract end date	

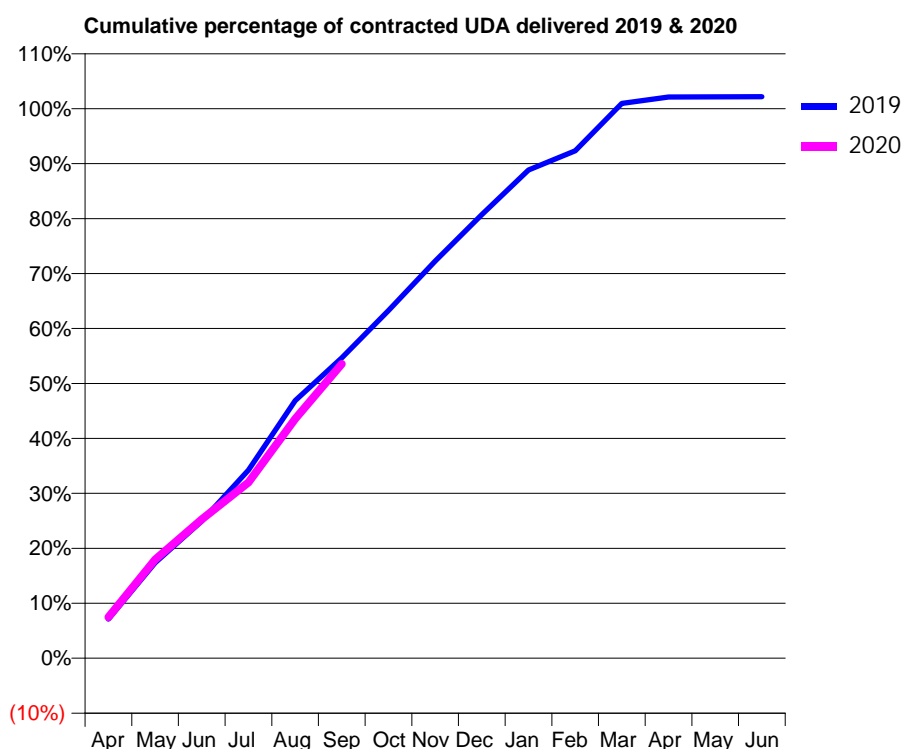
19/20 Contracted general activity (UDA)	8,940
Carry forward general activity (UDA)	-178
19/20 Contracted orthodontic activity (UOA)	0
Carry forward orthodontic activity (UOA)	0
Baseline contract value	£228,199.53

ACCESS*

Patients seen in 24 months	Total	Change since previous quarter
Quarter ending September 2018	4,048	
Quarter ending December 2018	4,141	↑
Quarter ending March 2019	4,188	→
Quarter ending June 2019	4,228	→
Quarter ending September 2019	4,278	→
Variance since September 2018	5.7%	↑



ACTIVITY



Month	2019	2020
April	636	670
May	1,554	1,604
June	2,231	2,260
July	3,060	2,861
August	4,190	3,894
September	4,888	4,787
October	5,656	
November	6,461	
December	7,218	
January	7,941	
February	8,254	
March	9,025	
April	9,128	
May	9,133	
June	9,135	

QUALITY

	Quantity	Base Number	Contract	AT	Region	England
% of FP17s for the same patient ID Re-attending within 3 months - Children	20	752	2.7%	10.9%	11.3%	11.5%
% of FP17s for the same patient ID Re-attending within 3 months - Adults	119	1,995	6.0%	14.3%	14.7%	15.4%
% of FP17s for the same patient ID Re-attending between 3 & 9 months - Children	445	752	59.2%	59.1%	60.8%	59.7%
% of FP17s for the same patient ID Re-attending between 3 & 9 months - Adults	979	1,995	49.1%	49.6%	52.8%	51.7%
% of FP17s for Band 1 Urgent Courses	77	2,712	2.8%	8.8%	8.2%	9.2%
% of FP17s Relating to Free Repair or Replacements	0	2,712	0.0%	0.6%	0.7%	0.7%
% of FP17s Relating to Continuations	1	2,712	0.0%	0.7%	0.8%	0.8%
% of Patients satisfied with the dentistry they have received	1	2	N/A	93.8%	93.2%	93.5%
% of Patients satisfied with the time they had to wait for an appointment	2	2	N/A	88.4%	88.5%	87.4%

* This is based on patients treated on this contract for their most recent course of treatment.

Figures in italics indicate the base number of FP17s or Patient Questionnaire responses are less than 100. N/A is shown where the base number of responses is less than 10 during the period. % is calculated as Quantity/Base number*100

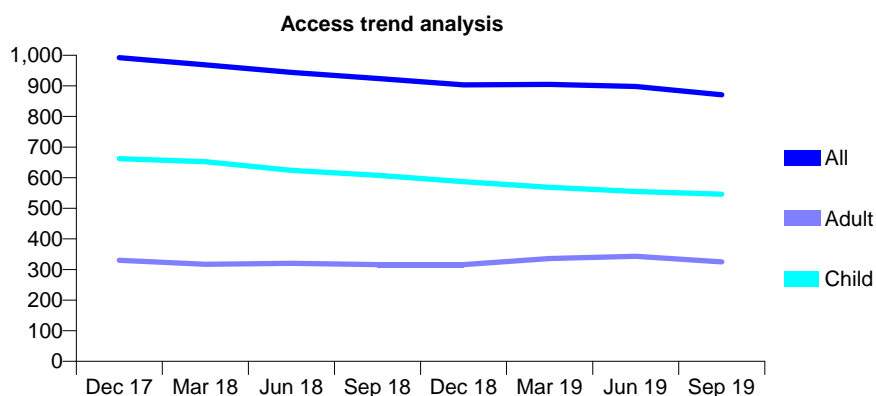
Q58 - Vital Signs At a Glance Contract Report for 674052/0001 - September 2019

Name or company name	MR RL JONES
Contract type name	GDS Contract
Purpose of contract	General
Contract start date	13/07/2015
Contract end date	

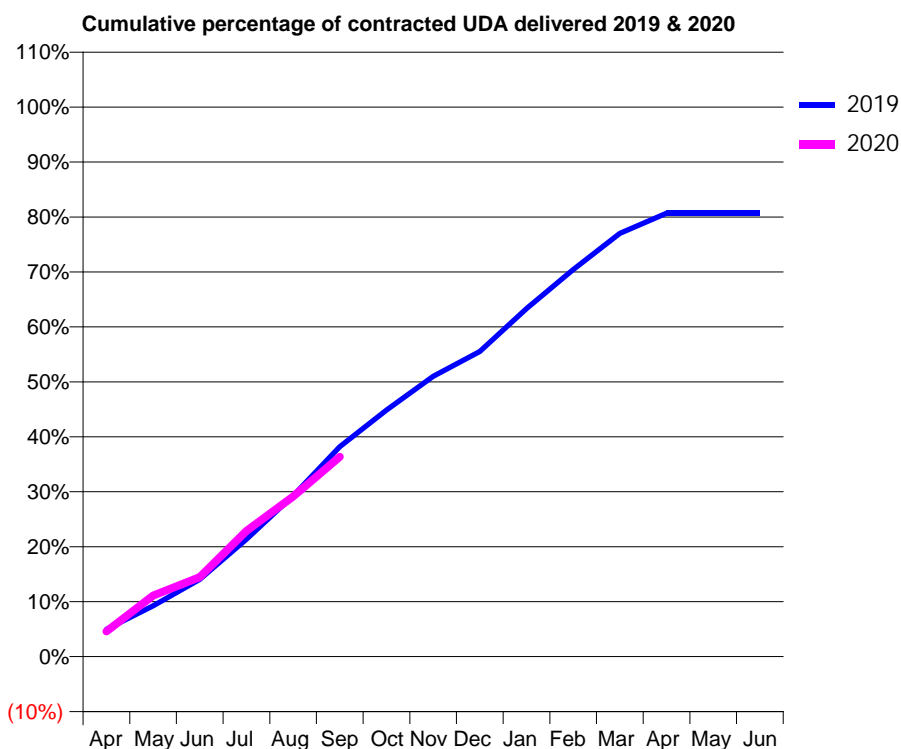
19/20 Contracted general activity (UDA)	1,936
Carry forward general activity (UDA)	0
19/20 Contracted orthodontic activity (UOA)	0
Carry forward orthodontic activity (UOA)	0
Baseline contract value	£47,040.26

ACCESS*

Patients seen in 24 months	Total	Change since previous quarter
Quarter ending September 2018	924	
Quarter ending December 2018	903	↓
Quarter ending March 2019	905	→
Quarter ending June 2019	898	→
Quarter ending September 2019	871	↓
Variance since September 2018	(5.7%)	↓



ACTIVITY



Month	Adjusted Scheduled Activity (UDA)	
	2019	2020
April	96	89
May	179	215
June	272	280
July	414	443
August	567	564
September	740	704
October	869	
November	988	
December	1,075	
January	1,226	
February	1,364	
March	1,491	
April	1,562	
May	1,562	
June	1,562	

QUALITY

	Quantity	Base Number	Contract	AT	Region	England
% of FP17s for the same patient ID Re-attending within 3 months - Children	22	411	5.4%	10.9%	11.3%	11.5%
% of FP17s for the same patient ID Re-attending within 3 months - Adults	14	173	8.1%	14.3%	14.7%	15.4%
% of FP17s for the same patient ID Re-attending between 3 & 9 months - Children	236	411	57.4%	59.1%	60.8%	59.7%
% of FP17s for the same patient ID Re-attending between 3 & 9 months - Adults	76	173	43.9%	49.6%	52.8%	51.7%
% of FP17s for Band 1 Urgent Courses	4	553	0.7%	8.8%	8.2%	9.2%
% of FP17s Relating to Free Repair or Replacements	0	553	0.0%	0.6%	0.7%	0.7%
% of FP17s Relating to Continuations	1	553	0.2%	0.7%	0.8%	0.8%
% of Patients satisfied with the dentistry they have received	0	0	N/A	93.8%	93.2%	93.5%
% of Patients satisfied with the time they had to wait for an appointment	0	0	N/A	88.4%	88.5%	87.4%

* This is based on patients treated on this contract for their most recent course of treatment. Figures in italics indicate the base number of FP17s or Patient Questionnaire responses are less than 100. N/A is shown where the base number of responses is less than 10 during the period. % is calculated as Quantity/Base number*100

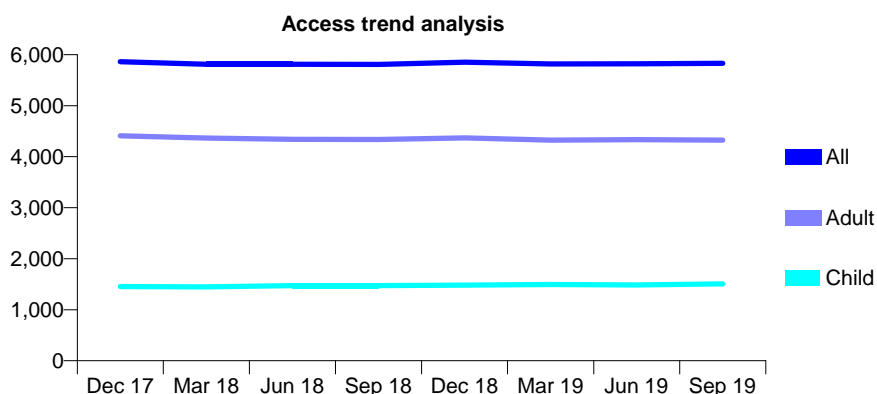
Q58 - Vital Signs At a Glance Contract Report for 674079/0002 - September 2019

Name or company name	MR R KHAN
Contract type name	GDS Contract
Purpose of contract	General
Contract start date	01/06/2009
Contract end date	

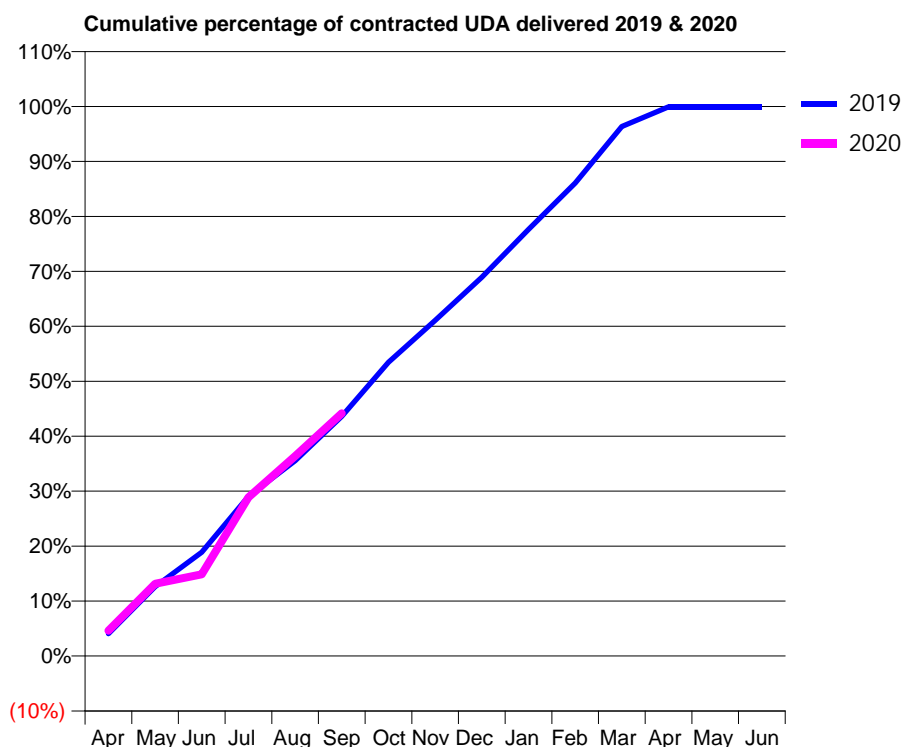
19/20 Contracted general activity (UDA)	17,558
Carry forward general activity (UDA)	9
19/20 Contracted orthodontic activity (UOA)	0
Carry forward orthodontic activity (UOA)	0
Baseline contract value	£476,562.07

ACCESS*

Patients seen in 24 months	Total	Change since previous quarter
Quarter ending September 2018	5,808	
Quarter ending December 2018	5,851	→
Quarter ending March 2019	5,819	→
Quarter ending June 2019	5,820	→
Quarter ending September 2019	5,832	→
Variance since September 2018	0.4%	→



ACTIVITY



Month	Adjusted Scheduled Activity (UDA)	
	2019	2020
April	714	811
May	2,219	2,307
June	3,316	2,611
July	5,101	5,068
August	6,239	6,389
September	7,657	7,751
October	9,383	
November	10,727	
December	12,104	
January	13,627	
February	15,112	
March	16,917	
April	17,545	
May	17,548	
June	17,548	

QUALITY

	Quantity	Base Number	Contract	AT	Region	England
% of FP17s for the same patient ID Re-attending within 3 months - Children	70	981	7.1%	10.9%	11.3%	11.5%
% of FP17s for the same patient ID Re-attending within 3 months - Adults	328	2,690	12.2%	14.3%	14.7%	15.4%
% of FP17s for the same patient ID Re-attending between 3 & 9 months - Children	514	981	52.4%	59.1%	60.8%	59.7%
% of FP17s for the same patient ID Re-attending between 3 & 9 months - Adults	1,407	2,690	52.3%	49.6%	52.8%	51.7%
% of FP17s for Band 1 Urgent Courses	128	3,429	3.7%	8.8%	8.2%	9.2%
% of FP17s Relating to Free Repair or Replacements	33	3,429	1.0%	0.6%	0.7%	0.7%
% of FP17s Relating to Continuations	9	3,429	0.3%	0.7%	0.8%	0.8%
% of Patients satisfied with the dentistry they have received	2	2	N/A	93.8%	93.2%	93.5%
% of Patients satisfied with the time they had to wait for an appointment	2	2	N/A	88.4%	88.5%	87.4%

* This is based on patients treated on this contract for their most recent course of treatment. Figures in italics indicate the base number of FP17s or Patient Questionnaire responses are less than 100. N/A is shown where the base number of responses is less than 10 during the period. % is calculated as Quantity/Base number*100

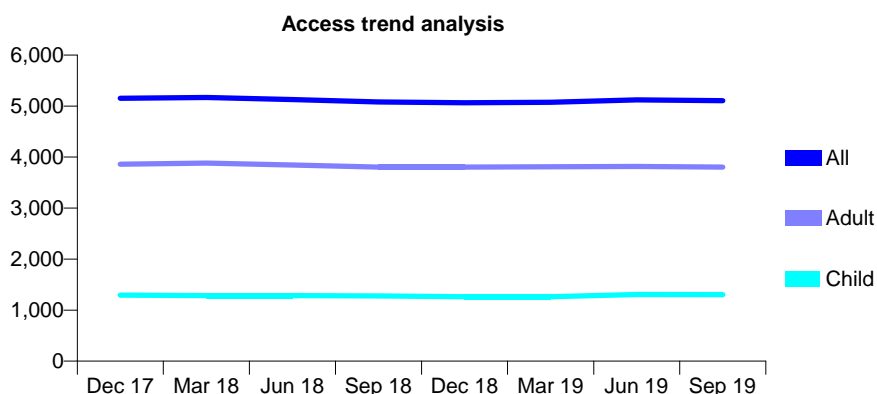
Q58 - Vital Signs At a Glance Contract Report for 676802/0001 - September 2019

Name or company name	MR B MOHAMMAD-AGHAEI
Contract type name	GDS Contract
Purpose of contract	General
Contract start date	01/04/2006
Contract end date	

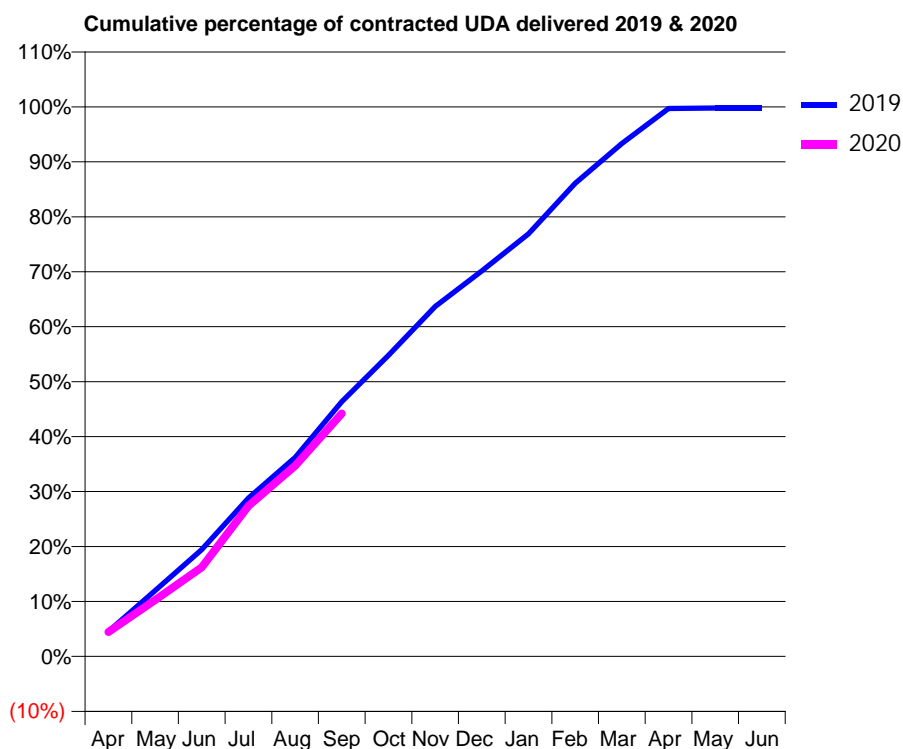
19/20 Contracted general activity (UDA)	16,076
Carry forward general activity (UDA)	0
19/20 Contracted orthodontic activity (UOA)	0
Carry forward orthodontic activity (UOA)	0
Baseline contract value	£401,665.43

ACCESS*

Patients seen in 24 months	Total	Change since previous quarter
Quarter ending September 2018	5,082	
Quarter ending December 2018	5,065	→
Quarter ending March 2019	5,076	→
Quarter ending June 2019	5,123	→
Quarter ending September 2019	5,105	→
Variance since September 2018	0.5%	→



ACTIVITY



Month	2019	2020
April	733	716
May	1,930	1,652
June	3,128	2,602
July	4,633	4,401
August	5,821	5,580
September	7,454	7,107
October	8,806	
November	10,237	
December	11,278	
January	12,361	
February	13,842	
March	15,001	
April	16,028	
May	16,042	
June	16,042	

QUALITY

	Quantity	Base Number	Contract	AT	Region	England
% of FP17s for the same patient ID Re-attending within 3 months - Children	75	972	7.7%	10.9%	11.3%	11.5%
% of FP17s for the same patient ID Re-attending within 3 months - Adults	372	2,514	14.8%	14.3%	14.7%	15.4%
% of FP17s for the same patient ID Re-attending between 3 & 9 months - Children	494	972	50.8%	59.1%	60.8%	59.7%
% of FP17s for the same patient ID Re-attending between 3 & 9 months - Adults	1,206	2,514	48.0%	49.6%	52.8%	51.7%
% of FP17s for Band 1 Urgent Courses	300	3,106	9.7%	8.8%	8.2%	9.2%
% of FP17s Relating to Free Repair or Replacements	85	3,106	2.7%	0.6%	0.7%	0.7%
% of FP17s Relating to Continuations	9	3,106	0.3%	0.7%	0.8%	0.8%
% of Patients satisfied with the dentistry they have received	2	2	N/A	93.8%	93.2%	93.5%
% of Patients satisfied with the time they had to wait for an appointment	2	2	N/A	88.4%	88.5%	87.4%

* This is based on patients treated on this contract for their most recent course of treatment. Figures in italics indicate the base number of FP17s or Patient Questionnaire responses are less than 100. N/A is shown where the base number of responses is less than 10 during the period. % is calculated as Quantity/Base number*100

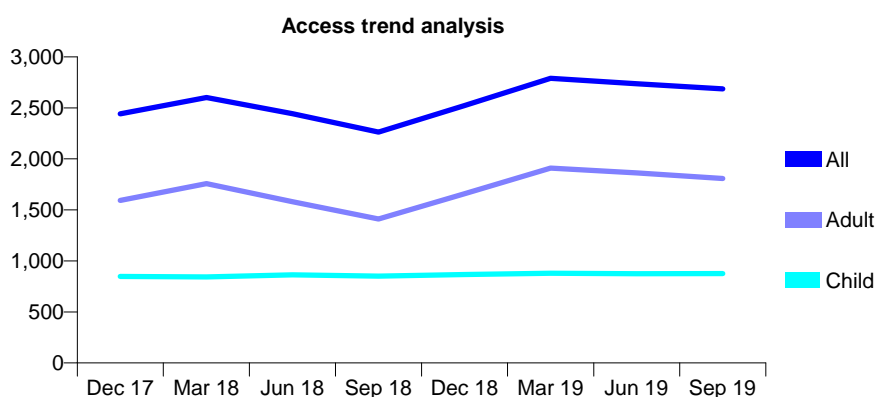
Q58 - Vital Signs At a Glance Contract Report for 688789/0002 - September 2019

Name or company name	MRS N SHAH
Contract type name	GDS Contract
Purpose of contract	General
Contract start date	01/04/2009
Contract end date	

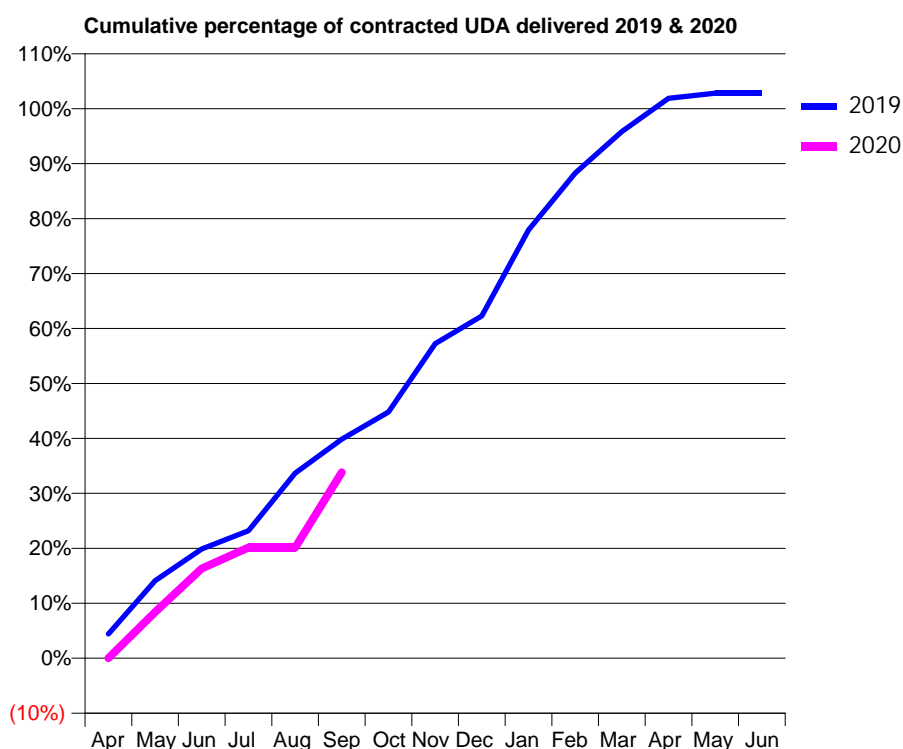
19/20 Contracted general activity (UDA)	4,900
Carry forward general activity (UDA)	0
19/20 Contracted orthodontic activity (UOA)	0
Carry forward orthodontic activity (UOA)	0
Baseline contract value	£130,548.82

ACCESS*

Patients seen in 24 months	Total	Change since previous quarter
Quarter ending September 2018	2,263	
Quarter ending December 2018	2,524	↑
Quarter ending March 2019	2,790	↑
Quarter ending June 2019	2,737	↓
Quarter ending September 2019	2,685	↓
Variance since September 2018	18.6%	↑



ACTIVITY



Month	2019	2020
April	217	0
May	692	412
June	975	800
July	1,137	988
August	1,650	988
September	1,953	1,656
October	2,195	
November	2,805	
December	3,051	
January	3,817	
February	4,327	
March	4,695	
April	4,992	
May	5,037	
June	5,037	

QUALITY

	Quantity	Base Number	Contract	AT	Region	England
% of FP17s for the same patient ID Re-attending within 3 months - Children	31	664	4.7%	10.9%	11.3%	11.5%
% of FP17s for the same patient ID Re-attending within 3 months - Adults	62	472	13.1%	14.3%	14.7%	15.4%
% of FP17s for the same patient ID Re-attending between 3 & 9 months - Children	427	664	64.3%	59.1%	60.8%	59.7%
% of FP17s for the same patient ID Re-attending between 3 & 9 months - Adults	152	472	32.2%	49.6%	52.8%	51.7%
% of FP17s for Band 1 Urgent Courses	82	901	9.1%	8.8%	8.2%	9.2%
% of FP17s Relating to Free Repair or Replacements	2	901	0.2%	0.6%	0.7%	0.7%
% of FP17s Relating to Continuations	0	901	0.0%	0.7%	0.8%	0.8%
% of Patients satisfied with the dentistry they have received	0	0	N/A	93.8%	93.2%	93.5%
% of Patients satisfied with the time they had to wait for an appointment	0	0	N/A	88.4%	88.5%	87.4%

* This is based on patients treated on this contract for their most recent course of treatment.

Figures in italics indicate the base number of FP17s or Patient Questionnaire responses are less than 100. N/A is shown where the base number of responses is less than 10 during the period. % is calculated as Quantity/Base number*100

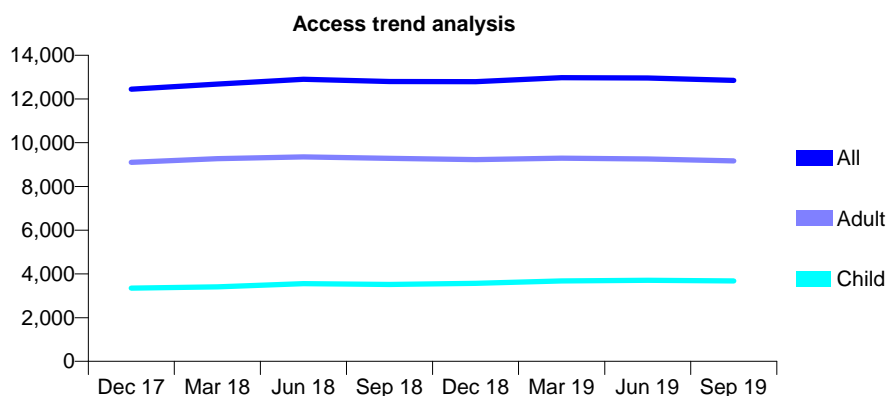
Q58 - Vital Signs At a Glance Contract Report for 689424/0001 - September 2019

Name or company name	MR N SAKERCHAND
Contract type name	GDS Contract
Purpose of contract	General
Contract start date	18/07/2009
Contract end date	

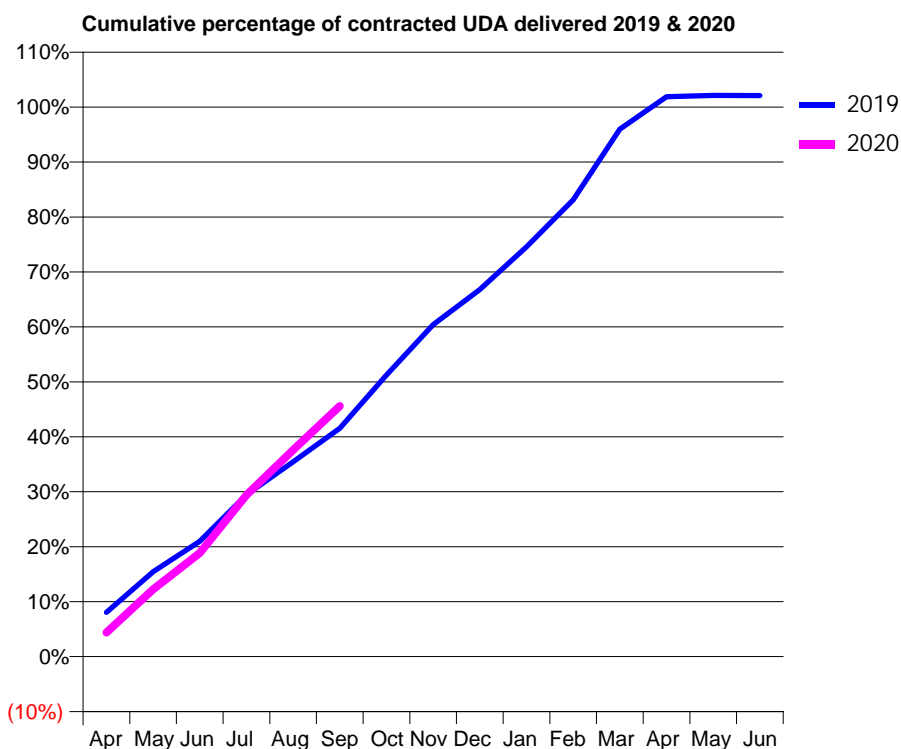
19/20 Contracted general activity (UDA)	23,773
Carry forward general activity (UDA)	0
19/20 Contracted orthodontic activity (UOA)	0
Carry forward orthodontic activity (UOA)	0
Baseline contract value	£556,715.57

ACCESS*

Patients seen in 24 months	Total	Change since previous quarter
Quarter ending September 2018	12,801	
Quarter ending December 2018	12,791	→
Quarter ending March 2019	12,971	→
Quarter ending June 2019	12,961	→
Quarter ending September 2019	12,849	→
Variance since September 2018	0.4%	→



ACTIVITY



Month	Adjusted Scheduled Activity (UDA)	
	2019	2020
April	1,911	1,042
May	3,669	2,911
June	4,985	4,486
July	7,001	6,988
August	8,430	8,937
September	9,880	10,836
October	12,181	
November	14,362	
December	15,877	
January	17,723	
February	19,764	
March	22,813	
April	24,224	
May	24,271	
June	24,270	

QUALITY

	Quantity	Base Number	Contract	AT	Region	England
% of FP17s for the same patient ID Re-attending within 3 months - Children	156	2,495	6.3%	10.9%	11.3%	11.5%
% of FP17s for the same patient ID Re-attending within 3 months - Adults	733	4,773	15.4%	14.3%	14.7%	15.4%
% of FP17s for the same patient ID Re-attending between 3 & 9 months - Children	1,362	2,495	54.6%	59.1%	60.8%	59.7%
% of FP17s for the same patient ID Re-attending between 3 & 9 months - Adults	1,500	4,773	31.4%	49.6%	52.8%	51.7%
% of FP17s for Band 1 Urgent Courses	708	5,948	11.9%	8.8%	8.2%	9.2%
% of FP17s Relating to Free Repair or Replacements	50	5,948	0.8%	0.6%	0.7%	0.7%
% of FP17s Relating to Continuations	16	5,948	0.3%	0.7%	0.8%	0.8%
% of Patients satisfied with the dentistry they have received	5	5	N/A	93.8%	93.2%	93.5%
% of Patients satisfied with the time they had to wait for an appointment	3	5	N/A	88.4%	88.5%	87.4%

* This is based on patients treated on this contract for their most recent course of treatment. Figures in italics indicate the base number of FP17s or Patient Questionnaire responses are less than 100. N/A is shown where the base number of responses is less than 10 during the period. % is calculated as Quantity/Base number*100

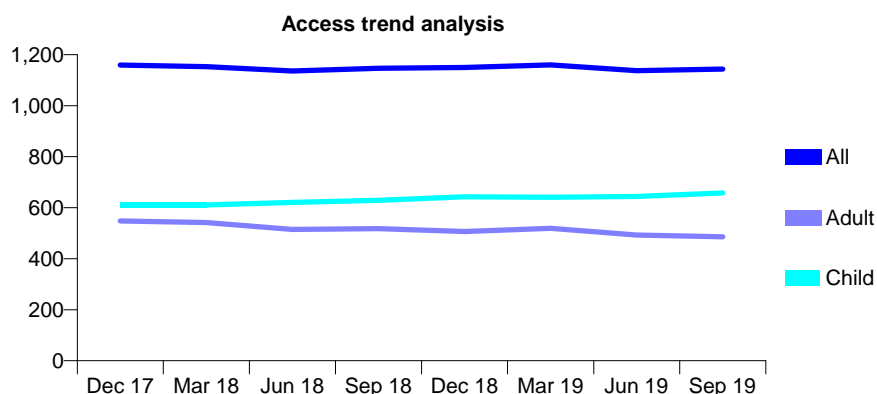
Q58 - Vital Signs At a Glance Contract Report for 723657/0001 - September 2019

Name or company name	Dental Care in Kettering
Contract type name	GDS Contract
Purpose of contract	General
Contract start date	01/04/2006
Contract end date	

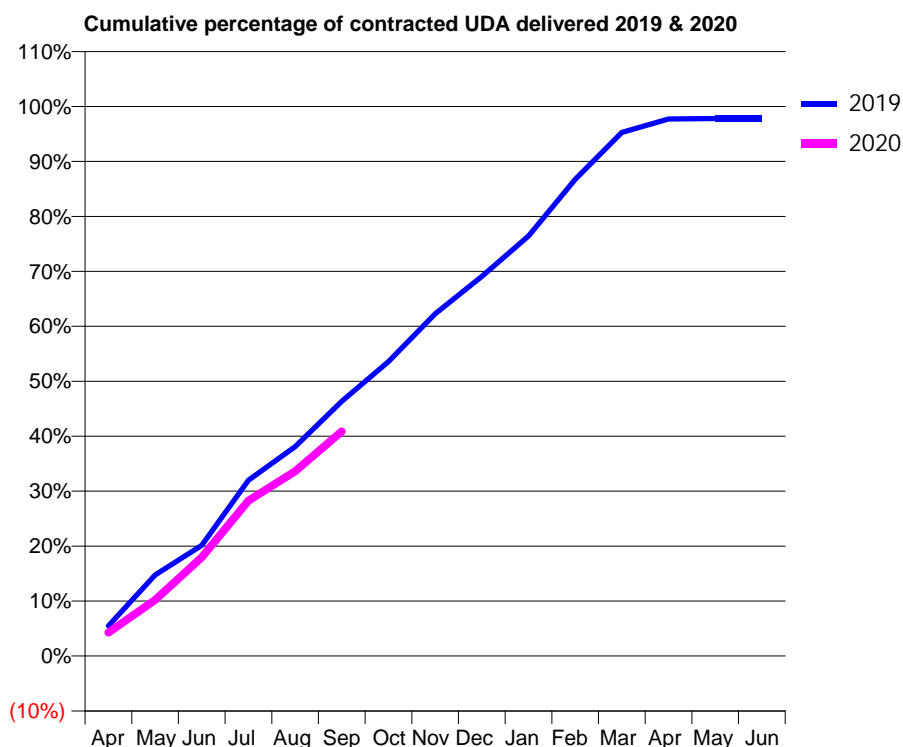
19/20 Contracted general activity (UDA)	2,927
Carry forward general activity (UDA)	63
19/20 Contracted orthodontic activity (UOA)	0
Carry forward orthodontic activity (UOA)	0
Baseline contract value	£67,605.19

ACCESS*

Patients seen in 24 months	Total	Change since previous quarter
Quarter ending September 2018	1,147	
Quarter ending December 2018	1,150	→
Quarter ending March 2019	1,160	→
Quarter ending June 2019	1,137	↓
Quarter ending September 2019	1,144	→
Variance since September 2018	(0.3%)	→



ACTIVITY



Month	Adjusted Scheduled Activity (UDA)	
	2019	2020
April	161	125
May	431	299
June	589	525
July	936	827
August	1,116	984
September	1,357	1,196
October	1,568	
November	1,823	
December	2,022	
January	2,237	
February	2,539	
March	2,789	
April	2,860	
May	2,863	
June	2,863	

QUALITY

	Quantity	Base Number	Contract	AT	Region	England
% of FP17s for the same patient ID Re-attending within 3 months - Children	11	453	2.4%	10.9%	11.3%	11.5%
% of FP17s for the same patient ID Re-attending within 3 months - Adults	31	267	11.6%	14.3%	14.7%	15.4%
% of FP17s for the same patient ID Re-attending between 3 & 9 months - Children	299	453	66.0%	59.1%	60.8%	59.7%
% of FP17s for the same patient ID Re-attending between 3 & 9 months - Adults	146	267	54.7%	49.6%	52.8%	51.7%
% of FP17s for Band 1 Urgent Courses	16	686	2.3%	8.8%	8.2%	9.2%
% of FP17s Relating to Free Repair or Replacements	0	686	0.0%	0.6%	0.7%	0.7%
% of FP17s Relating to Continuations	7	686	1.0%	0.7%	0.8%	0.8%
% of Patients satisfied with the dentistry they have received	0	0	N/A	93.8%	93.2%	93.5%
% of Patients satisfied with the time they had to wait for an appointment	0	0	N/A	88.4%	88.5%	87.4%

* This is based on patients treated on this contract for their most recent course of treatment. Figures in italics indicate the base number of FP17s or Patient Questionnaire responses are less than 100. N/A is shown where the base number of responses is less than 10 during the period. % is calculated as Quantity/Base number*100

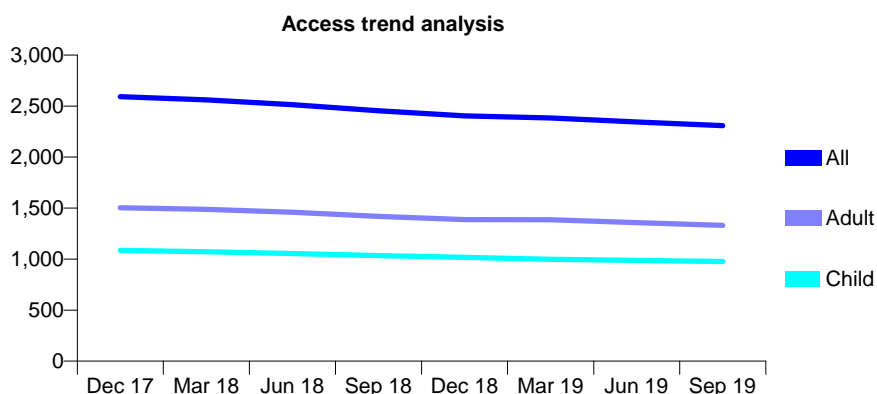
Q58 - Vital Signs At a Glance Contract Report for 731730/0001 - September 2019

Name or company name	MR AS MCKENDRICK
Contract type name	GDS Contract
Purpose of contract	General
Contract start date	01/04/2006
Contract end date	

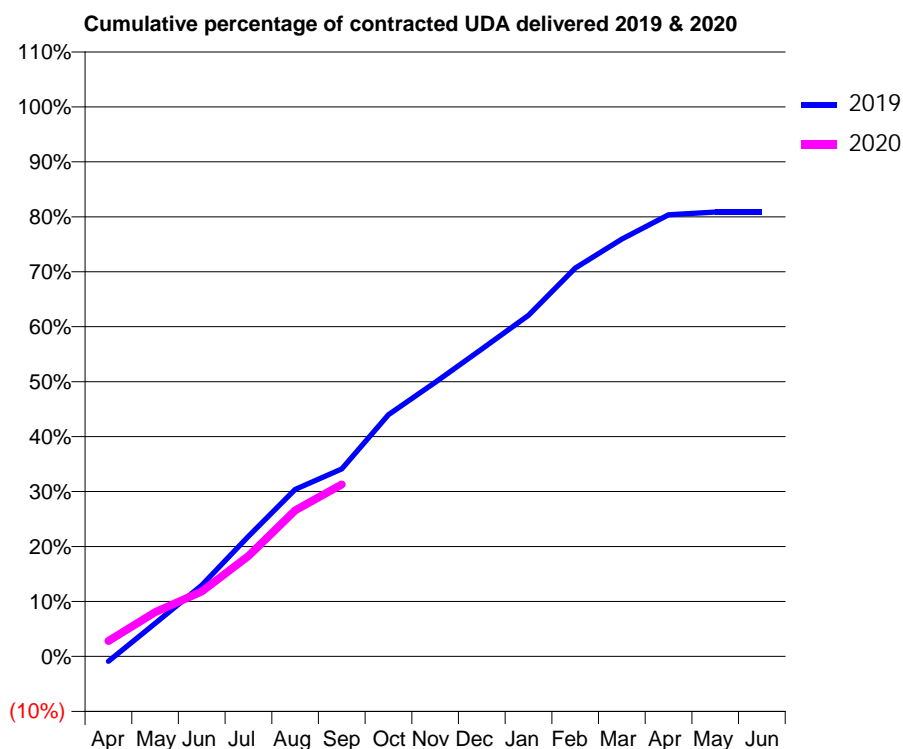
19/20 Contracted general activity (UDA)	9,412
Carry forward general activity (UDA)	0
19/20 Contracted orthodontic activity (UOA)	0
Carry forward orthodontic activity (UOA)	0
Baseline contract value	£233,819.29

ACCESS*

Patients seen in 24 months	Total	Change since previous quarter
Quarter ending September 2018	2,454	
Quarter ending December 2018	2,404	↓
Quarter ending March 2019	2,384	→
Quarter ending June 2019	2,345	↓
Quarter ending September 2019	2,308	↓
Variance since September 2018	(5.9%)	↓



ACTIVITY



Month	2019	2020
April	-85	264
May	566	758
June	1,219	1,111
July	2,057	1,721
August	2,861	2,503
September	3,210	2,945
October	4,140	
November	4,694	
December	5,264	
January	5,842	
February	6,652	
March	7,149	
April	7,563	
May	7,612	
June	7,612	

QUALITY

	Quantity	Base Number	Contract	AT	Region	England
% of FP17s for the same patient ID Re-attending within 3 months - Children	37	799	4.6%	10.9%	11.3%	11.5%
% of FP17s for the same patient ID Re-attending within 3 months - Adults	191	1,148	16.6%	14.3%	14.7%	15.4%
% of FP17s for the same patient ID Re-attending between 3 & 9 months - Children	594	799	74.3%	59.1%	60.8%	59.7%
% of FP17s for the same patient ID Re-attending between 3 & 9 months - Adults	846	1,148	73.7%	49.6%	52.8%	51.7%
% of FP17s for Band 1 Urgent Courses	59	1,726	3.4%	8.8%	8.2%	9.2%
% of FP17s Relating to Free Repair or Replacements	0	1,726	0.0%	0.6%	0.7%	0.7%
% of FP17s Relating to Continuations	56	1,726	3.2%	0.7%	0.8%	0.8%
% of Patients satisfied with the dentistry they have received	0	0	N/A	93.8%	93.2%	93.5%
% of Patients satisfied with the time they had to wait for an appointment	0	0	N/A	88.4%	88.5%	87.4%

* This is based on patients treated on this contract for their most recent course of treatment. Figures in italics indicate the base number of FP17s or Patient Questionnaire responses are less than 100. N/A is shown where the base number of responses is less than 10 during the period. % is calculated as Quantity/Base number*100

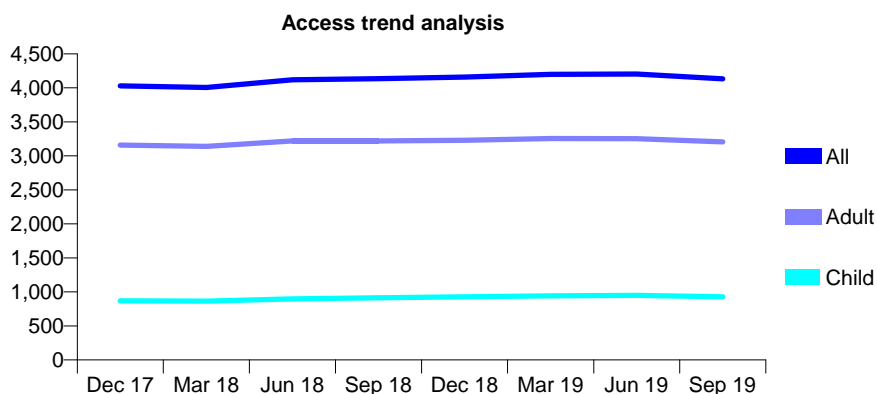
Q58 - Vital Signs At a Glance Contract Report for 732222/0001 - September 2019

Name or company name	MR FP MAGUIRE
Contract type name	GDS Contract
Purpose of contract	General
Contract start date	01/04/2006
Contract end date	

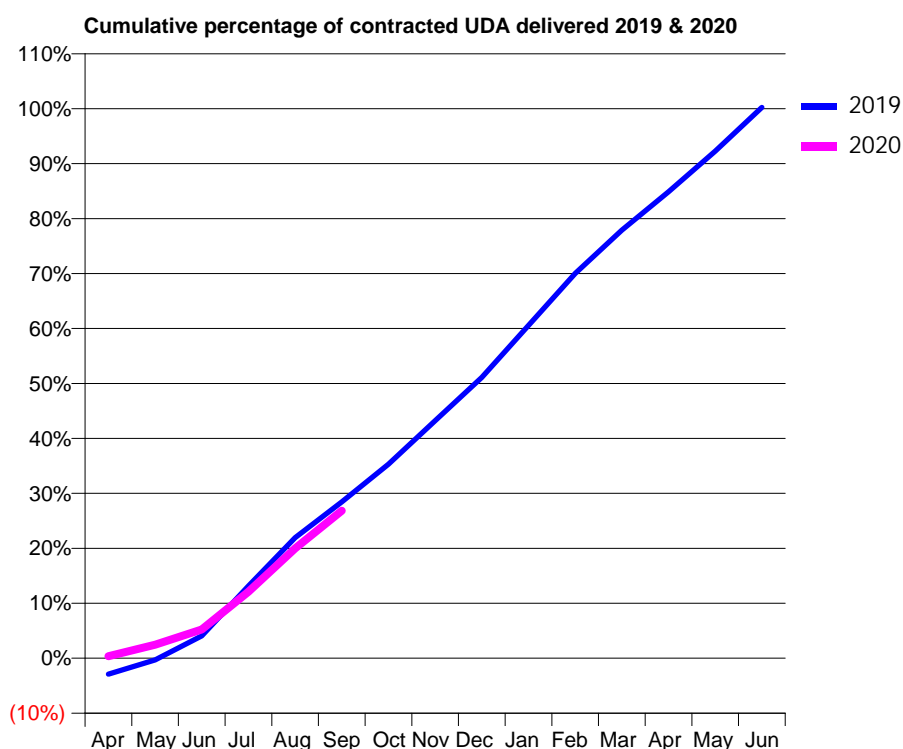
19/20 Contracted general activity (UDA)	12,050
Carry forward general activity (UDA)	-26
19/20 Contracted orthodontic activity (UOA)	0
Carry forward orthodontic activity (UOA)	0
Baseline contract value	£301,520.74

ACCESS*

Patients seen in 24 months	Total	Change since previous quarter
Quarter ending September 2018	4,135	
Quarter ending December 2018	4,157	→
Quarter ending March 2019	4,199	→
Quarter ending June 2019	4,202	→
Quarter ending September 2019	4,133	↓
Variance since September 2018	(0.0%)	→



ACTIVITY



Month	2019	2020
April	-352	44
May	-40	296
June	490	631
July	1,583	1,458
August	2,645	2,407
September	3,424	3,232
October	4,257	
November	5,210	
December	6,158	
January	7,298	
February	8,437	
March	9,384	
April	10,228	
May	11,119	
June	12,077	

QUALITY

	Quantity	Base Number	Contract	AT	Region	England
% of FP17s for the same patient ID Re-attending within 3 months - Children	155	695	22.3%	10.9%	11.3%	11.5%
% of FP17s for the same patient ID Re-attending within 3 months - Adults	504	2,199	22.9%	14.3%	14.7%	15.4%
% of FP17s for the same patient ID Re-attending between 3 & 9 months - Children	367	695	52.8%	59.1%	60.8%	59.7%
% of FP17s for the same patient ID Re-attending between 3 & 9 months - Adults	1,211	2,199	55.1%	49.6%	52.8%	51.7%
% of FP17s for Band 1 Urgent Courses	79	1,774	4.5%	8.8%	8.2%	9.2%
% of FP17s Relating to Free Repair or Replacements	28	1,774	1.6%	0.6%	0.7%	0.7%
% of FP17s Relating to Continuations	48	1,774	2.7%	0.7%	0.8%	0.8%
% of Patients satisfied with the dentistry they have received	4	4	N/A	93.8%	93.2%	93.5%
% of Patients satisfied with the time they had to wait for an appointment	4	4	N/A	88.4%	88.5%	87.4%

* This is based on patients treated on this contract for their most recent course of treatment.

Figures in italics indicate the base number of FP17s or Patient Questionnaire responses are less than 100. N/A is shown where the base number of responses is less than 10 during the period. % is calculated as Quantity/Base number*100

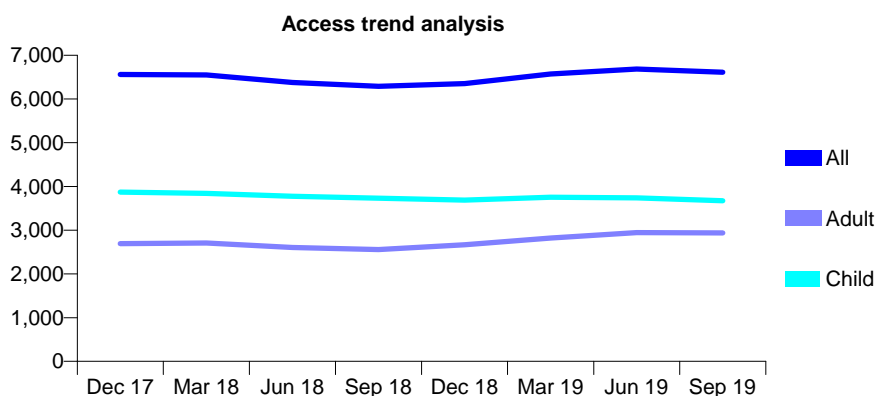
Q58 - Vital Signs At a Glance Contract Report for 736155/0001 - September 2019

Name or company name	Marsh Road Dental Practice Partnership
Contract type name	GDS Contract
Purpose of contract	General and Orthodontic
Contract start date	01/04/2006
Contract end date	

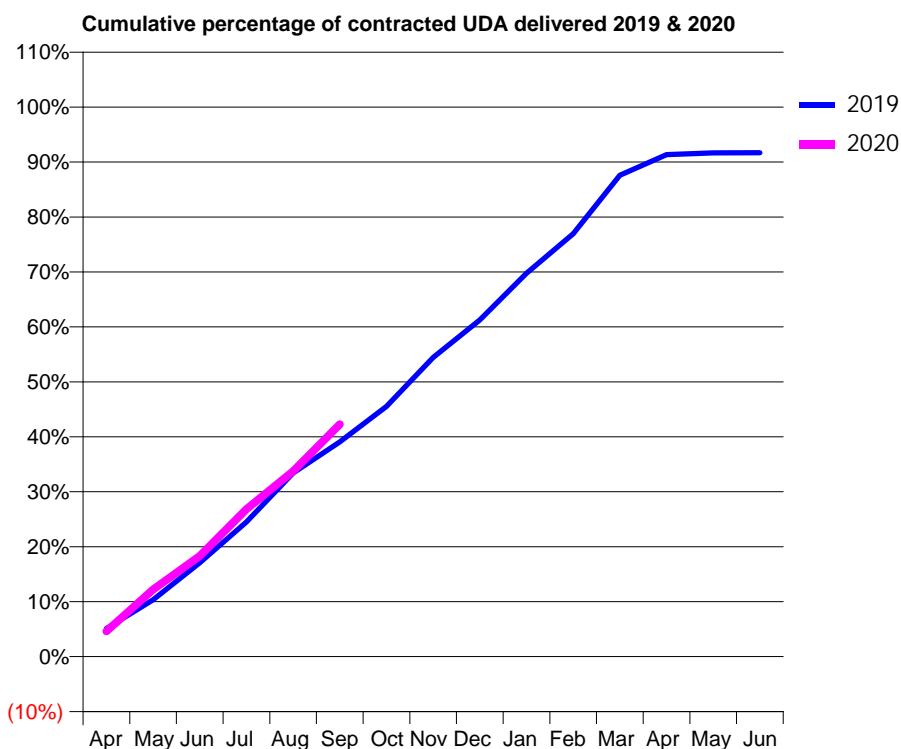
19/20 Contracted general activity (UDA)	22,556
Carry forward general activity (UDA)	0
19/20 Contracted orthodontic activity (UOA)	6,000
Carry forward orthodontic activity (UOA)	0
Baseline contract value	£1,071,452.30

ACCESS*

Patients seen in 24 months	Total	Change since previous quarter
Quarter ending September 2018	6,292	
Quarter ending December 2018	6,353	→
Quarter ending March 2019	6,572	↑
Quarter ending June 2019	6,685	→
Quarter ending September 2019	6,611	↓
Variance since September 2018	5.1%	↑



ACTIVITY



Month	Adjusted Scheduled Activity (UDA)	
	2019	2020
April	1,152	1,041
May	2,335	2,756
June	3,849	4,128
July	5,528	6,053
August	7,542	7,613
September	8,809	9,540
October	10,273	
November	12,280	
December	13,816	
January	15,735	
February	17,357	
March	19,756	
April	20,606	
May	20,675	
June	20,680	

QUALITY

	Quantity	Base Number	Contract	AT	Region	England
% of FP17s for the same patient ID Re-attending within 3 months - Children	297	2,654	11.2%	10.9%	11.3%	11.5%
% of FP17s for the same patient ID Re-attending within 3 months - Adults	149	1,522	9.8%	14.3%	14.7%	15.4%
% of FP17s for the same patient ID Re-attending between 3 & 9 months - Children	1,350	2,654	50.9%	59.1%	60.8%	59.7%
% of FP17s for the same patient ID Re-attending between 3 & 9 months - Adults	539	1,522	35.4%	49.6%	52.8%	51.7%
% of FP17s for Band 1 Urgent Courses	269	3,637	7.4%	8.8%	8.2%	9.2%
% of FP17s Relating to Free Repair or Replacements	3	3,637	0.1%	0.6%	0.7%	0.7%
% of FP17s Relating to Continuations	0	3,637	0.0%	0.7%	0.8%	0.8%
% of Patients satisfied with the dentistry they have received	0	0	N/A	93.8%	93.2%	93.5%
% of Patients satisfied with the time they had to wait for an appointment	0	0	N/A	88.4%	88.5%	87.4%

* This is based on patients treated on this contract for their most recent course of treatment. Figures in italics indicate the base number of FP17s or Patient Questionnaire responses are less than 100. N/A is shown where the base number of responses is less than 10 during the period. % is calculated as Quantity/Base number*100

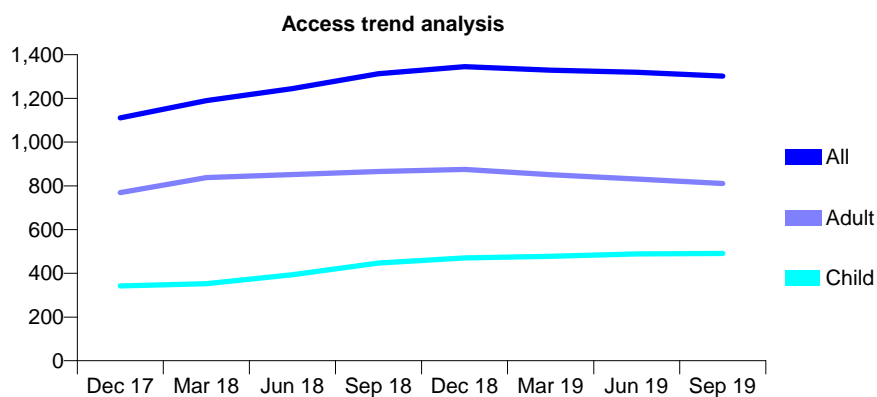
Q58 - Vital Signs At a Glance Contract Report for 736538/0001 - September 2019

Name or company name	MRS G DELLOW
Contract type name	GDS Contract
Purpose of contract	General
Contract start date	01/04/2006
Contract end date	

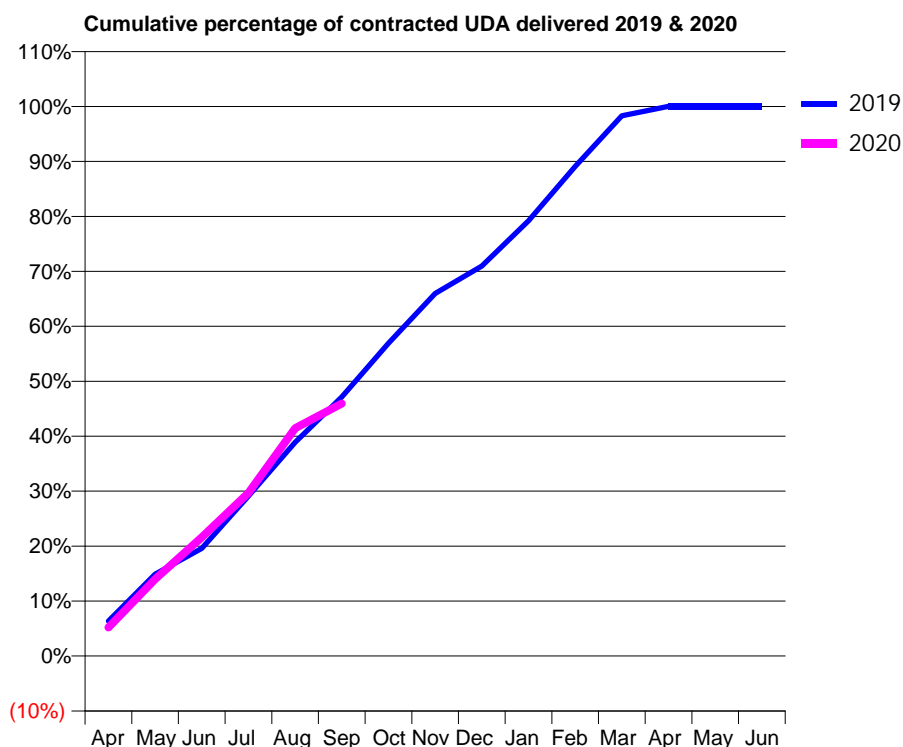
19/20 Contracted general activity (UDA)	3,393
Carry forward general activity (UDA)	0
19/20 Contracted orthodontic activity (UOA)	0
Carry forward orthodontic activity (UOA)	0
Baseline contract value	£81,577.92

ACCESS*

Patients seen in 24 months	Total	Change since previous quarter
Quarter ending September 2018	1,313	
Quarter ending December 2018	1,345	↑
Quarter ending March 2019	1,329	↓
Quarter ending June 2019	1,320	→
Quarter ending September 2019	1,302	↓
Variance since September 2018	(0.8%)	→



ACTIVITY



Month	Adjusted Scheduled Activity (UDA)	
	2019	2020
April	216	177
May	505	475
June	665	733
July	988	1,007
August	1,319	1,407
September	1,600	1,559
October	1,931	
November	2,238	
December	2,407	
January	2,687	
February	3,023	
March	3,335	
April	3,393	
May	3,393	
June	3,393	

QUALITY

	Quantity	Base Number	Contract	AT	Region	England
% of FP17s for the same patient ID Re-attending within 3 months - Children	31	381	8.1%	10.9%	11.3%	11.5%
% of FP17s for the same patient ID Re-attending within 3 months - Adults	95	528	18.0%	14.3%	14.7%	15.4%
% of FP17s for the same patient ID Re-attending between 3 & 9 months - Children	226	381	59.3%	59.1%	60.8%	59.7%
% of FP17s for the same patient ID Re-attending between 3 & 9 months - Adults	289	528	54.7%	49.6%	52.8%	51.7%
% of FP17s for Band 1 Urgent Courses	37	869	4.3%	8.8%	8.2%	9.2%
% of FP17s Relating to Free Repair or Replacements	12	869	1.4%	0.6%	0.7%	0.7%
% of FP17s Relating to Continuations	38	869	4.4%	0.7%	0.8%	0.8%
% of Patients satisfied with the dentistry they have received	1	1	N/A	93.8%	93.2%	93.5%
% of Patients satisfied with the time they had to wait for an appointment	1	1	N/A	88.4%	88.5%	87.4%

* This is based on patients treated on this contract for their most recent course of treatment. Figures in italics indicate the base number of FP17s or Patient Questionnaire responses are less than 100. N/A is shown where the base number of responses is less than 10 during the period. % is calculated as Quantity/Base number*100

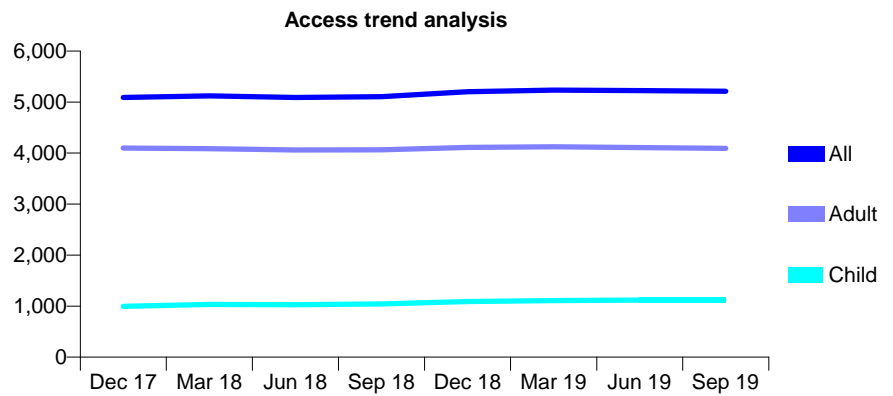
Q58 - Vital Signs At a Glance Contract Report for 738875/0002 - September 2019

Name or company name	MR TM KATCHI
Contract type name	GDS Contract
Purpose of contract	General
Contract start date	01/04/2006
Contract end date	

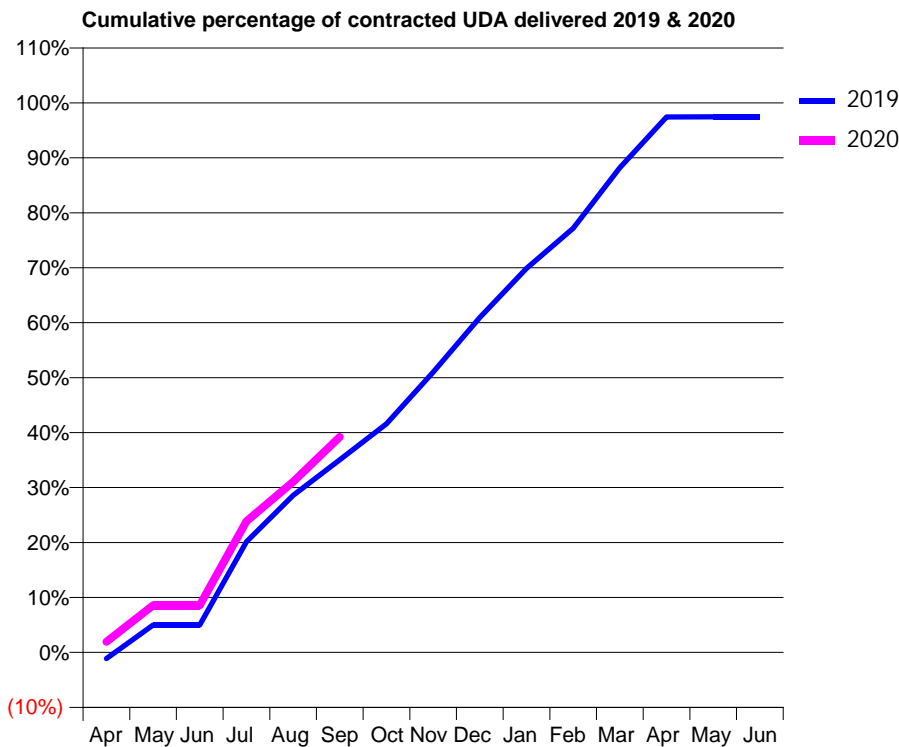
19/20 Contracted general activity (UDA)	14,540
Carry forward general activity (UDA)	0
19/20 Contracted orthodontic activity (UOA)	0
Carry forward orthodontic activity (UOA)	0
Baseline contract value	£361,872.51

ACCESS*

Patients seen in 24 months	Total	Change since previous quarter
Quarter ending September 2018	5,108	
Quarter ending December 2018	5,204	→
Quarter ending March 2019	5,235	→
Quarter ending June 2019	5,226	→
Quarter ending September 2019	5,211	→
Variance since September 2018	2.0%	↑



ACTIVITY



Month	2019	2020
April	-164	284
May	727	1,246
June	727	1,246
July	2,931	3,469
August	4,157	4,514
September	5,097	5,703
October	6,051	
November	7,416	
December	8,860	
January	10,159	
February	11,221	
March	12,822	
April	14,166	
May	14,171	
June	14,171	

QUALITY

	Quantity	Base Number	Contract	AT	Region	England
% of FP17s for the same patient ID Re-attending within 3 months - Children	20	672	3.0%	10.9%	11.3%	11.5%
% of FP17s for the same patient ID Re-attending within 3 months - Adults	152	2,388	6.4%	14.3%	14.7%	15.4%
% of FP17s for the same patient ID Re-attending between 3 & 9 months - Children	367	672	54.6%	59.1%	60.8%	59.7%
% of FP17s for the same patient ID Re-attending between 3 & 9 months - Adults	1,305	2,388	54.6%	49.6%	52.8%	51.7%
% of FP17s for Band 1 Urgent Courses	103	2,643	3.9%	8.8%	8.2%	9.2%
% of FP17s Relating to Free Repair or Replacements	8	2,643	0.3%	0.6%	0.7%	0.7%
% of FP17s Relating to Continuations	4	2,643	0.2%	0.7%	0.8%	0.8%
% of Patients satisfied with the dentistry they have received	1	1	N/A	93.8%	93.2%	93.5%
% of Patients satisfied with the time they had to wait for an appointment	1	1	N/A	88.4%	88.5%	87.4%

* This is based on patients treated on this contract for their most recent course of treatment. Figures in italics indicate the base number of FP17s or Patient Questionnaire responses are less than 100. N/A is shown where the base number of responses is less than 10 during the period. % is calculated as Quantity/Base number*100

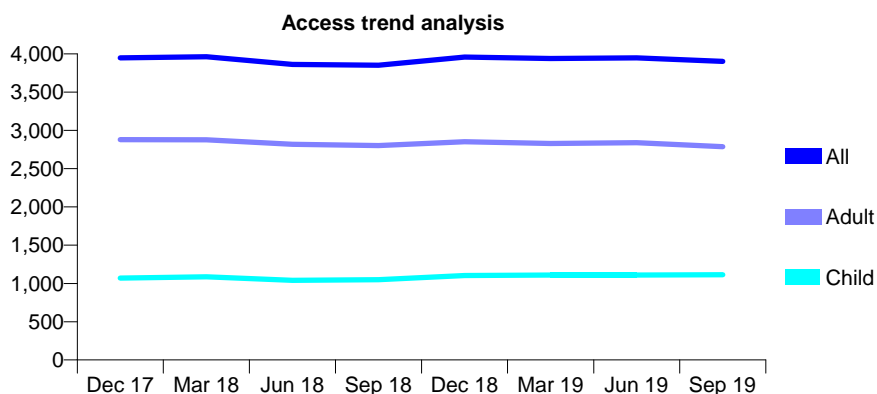
Q58 - Vital Signs At a Glance Contract Report for 741426/0001 - September 2019

Name or company name	Gunaseelan
Contract type name	GDS Contract
Purpose of contract	General
Contract start date	01/04/2006
Contract end date	

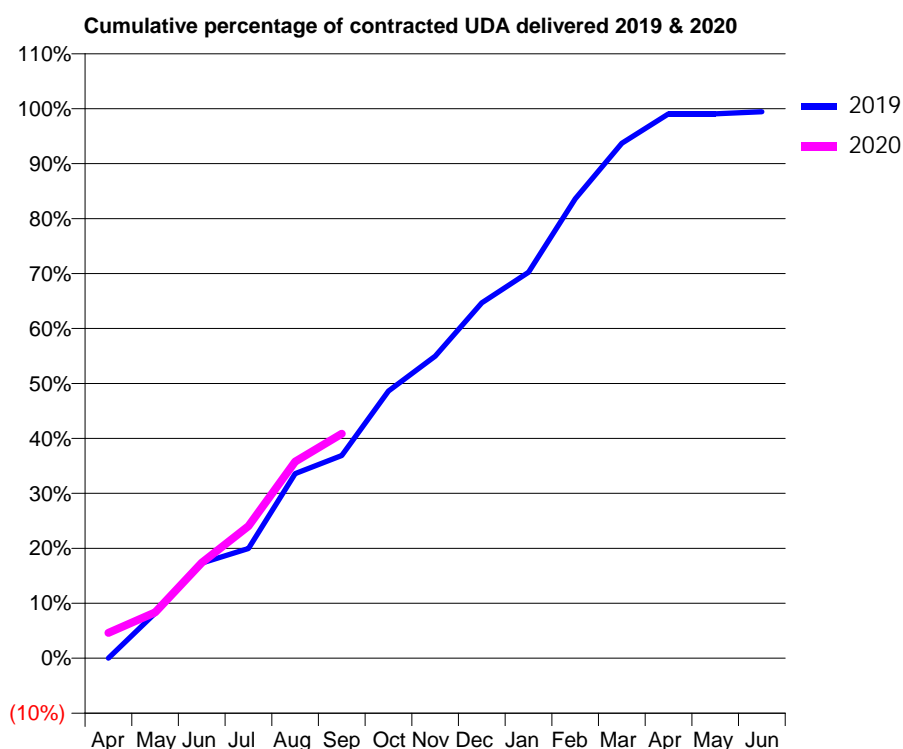
19/20 Contracted general activity (UDA)	11,151
Carry forward general activity (UDA)	0
19/20 Contracted orthodontic activity (UOA)	0
Carry forward orthodontic activity (UOA)	0
Baseline contract value	£287,099.82

ACCESS*

Patients seen in 24 months	Total	Change since previous quarter
Quarter ending September 2018	3,851	
Quarter ending December 2018	3,957	↑
Quarter ending March 2019	3,939	→
Quarter ending June 2019	3,948	→
Quarter ending September 2019	3,901	↓
Variance since September 2018	1.3%	→



ACTIVITY



Month	Adjusted Scheduled Activity (UDA)	
	2019	2020
April	0	517
May	913	932
June	1,929	1,935
July	2,226	2,679
August	3,746	3,989
September	4,115	4,555
October	5,421	
November	6,131	
December	7,209	
January	7,830	
February	9,320	
March	10,450	
April	11,047	
May	11,044	
June	11,088	

QUALITY

	Quantity	Base Number	Contract	AT	Region	England
% of FP17s for the same patient ID Re-attending within 3 months - Children	30	740	4.1%	10.9%	11.3%	11.5%
% of FP17s for the same patient ID Re-attending within 3 months - Adults	116	1,641	7.1%	14.3%	14.7%	15.4%
% of FP17s for the same patient ID Re-attending between 3 & 9 months - Children	428	740	57.8%	59.1%	60.8%	59.7%
% of FP17s for the same patient ID Re-attending between 3 & 9 months - Adults	1,046	1,641	63.7%	49.6%	52.8%	51.7%
% of FP17s for Band 1 Urgent Courses	117	2,131	5.5%	8.8%	8.2%	9.2%
% of FP17s Relating to Free Repair or Replacements	9	2,131	0.4%	0.6%	0.7%	0.7%
% of FP17s Relating to Continuations	0	2,131	0.0%	0.7%	0.8%	0.8%
% of Patients satisfied with the dentistry they have received	0	1	N/A	93.8%	93.2%	93.5%
% of Patients satisfied with the time they had to wait for an appointment	1	1	N/A	88.4%	88.5%	87.4%

* This is based on patients treated on this contract for their most recent course of treatment. Figures in italics indicate the base number of FP17s or Patient Questionnaire responses are less than 100. N/A is shown where the base number of responses is less than 10 during the period. % is calculated as Quantity/Base number*100

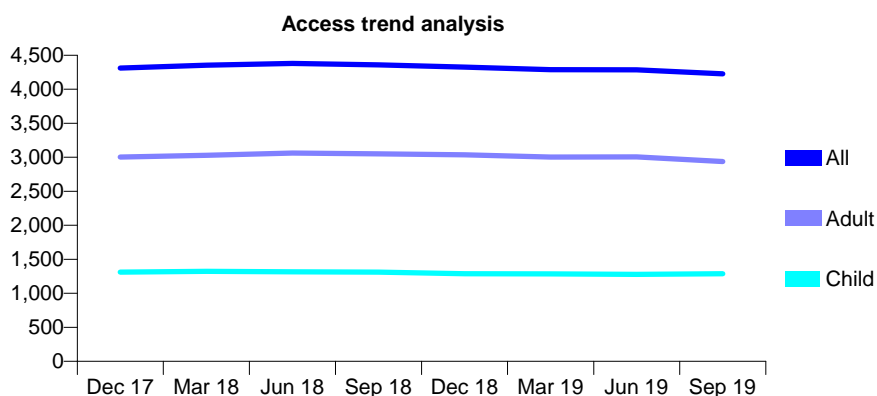
Q58 - Vital Signs At a Glance Contract Report for 741930/0001 - September 2019

Name or company name	MR A PATEL
Contract type name	GDS Contract
Purpose of contract	General
Contract start date	01/04/2006
Contract end date	

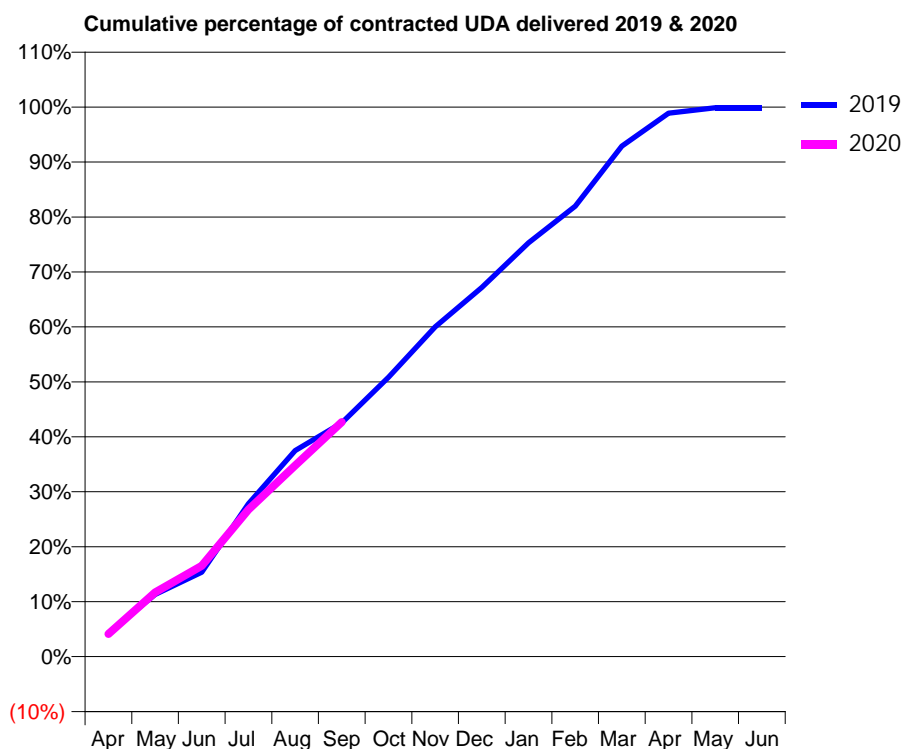
19/20 Contracted general activity (UDA)	6,944
Carry forward general activity (UDA)	0
19/20 Contracted orthodontic activity (UOA)	0
Carry forward orthodontic activity (UOA)	0
Baseline contract value	£164,228.24

ACCESS*

Patients seen in 24 months	Total	Change since previous quarter
Quarter ending September 2018	4,360	
Quarter ending December 2018	4,327	→
Quarter ending March 2019	4,288	→
Quarter ending June 2019	4,285	→
Quarter ending September 2019	4,226	↓
Variance since September 2018	(3.1%)	↓



ACTIVITY



Month	Adjusted Scheduled Activity (UDA)	
	2019	2020
April	300	288
May	786	813
June	1,067	1,148
July	1,932	1,858
August	2,605	2,415
September	2,954	2,964
October	3,529	
November	4,167	
December	4,666	
January	5,229	
February	5,691	
March	6,449	
April	6,865	
May	6,935	
June	6,935	

QUALITY

	Quantity	Base Number	Contract	AT	Region	England
% of FP17s for the same patient ID Re-attending within 3 months - Children	59	850	6.9%	10.9%	11.3%	11.5%
% of FP17s for the same patient ID Re-attending within 3 months - Adults	222	1,682	13.2%	14.3%	14.7%	15.4%
% of FP17s for the same patient ID Re-attending between 3 & 9 months - Children	429	850	50.5%	59.1%	60.8%	59.7%
% of FP17s for the same patient ID Re-attending between 3 & 9 months - Adults	726	1,682	43.2%	49.6%	52.8%	51.7%
% of FP17s for Band 1 Urgent Courses	168	1,808	9.3%	8.8%	8.2%	9.2%
% of FP17s Relating to Free Repair or Replacements	0	1,808	0.0%	0.6%	0.7%	0.7%
% of FP17s Relating to Continuations	26	1,808	1.4%	0.7%	0.8%	0.8%
% of Patients satisfied with the dentistry they have received	4	4	N/A	93.8%	93.2%	93.5%
% of Patients satisfied with the time they had to wait for an appointment	4	4	N/A	88.4%	88.5%	87.4%

* This is based on patients treated on this contract for their most recent course of treatment. Figures in italics indicate the base number of FP17s or Patient Questionnaire responses are less than 100. N/A is shown where the base number of responses is less than 10 during the period. % is calculated as Quantity/Base number*100

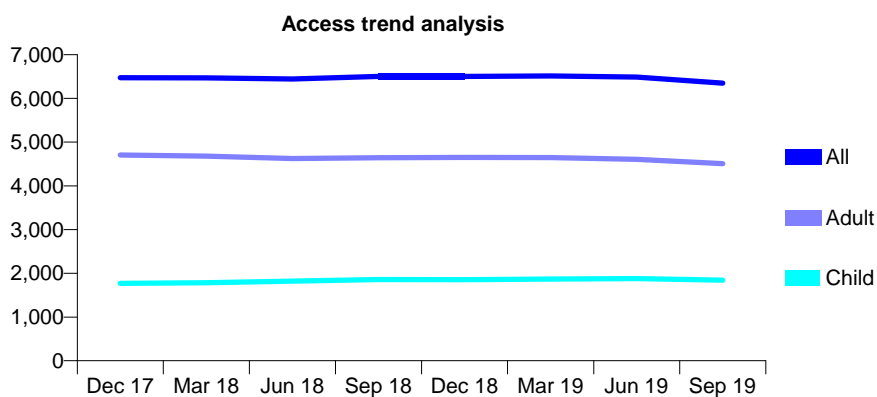
Q58 - Vital Signs At a Glance Contract Report for 741930/0002 - September 2019

Name or company name	MR A PATEL
Contract type name	GDS Contract
Purpose of contract	General
Contract start date	01/04/2006
Contract end date	

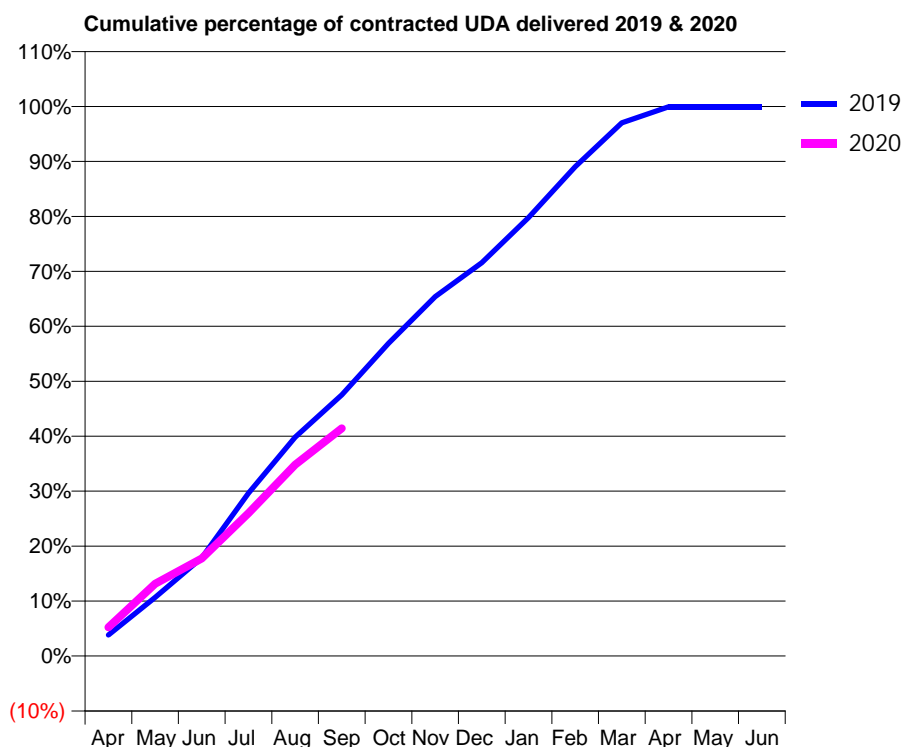
19/20 Contracted general activity (UDA)	15,057
Carry forward general activity (UDA)	0
19/20 Contracted orthodontic activity (UOA)	0
Carry forward orthodontic activity (UOA)	0
Baseline contract value	£318,434.75

ACCESS*

Patients seen in 24 months	Total	Change since previous quarter
Quarter ending September 2018	6,500	
Quarter ending December 2018	6,502	→
Quarter ending March 2019	6,515	→
Quarter ending June 2019	6,486	→
Quarter ending September 2019	6,350	↓
Variance since September 2018	(2.3%)	↓



ACTIVITY



Month	Adjusted Scheduled Activity (UDA)	
	2019	2020
April	578	789
May	1,606	1,979
June	2,693	2,674
July	4,462	3,915
August	5,999	5,240
September	7,158	6,239
October	8,566	
November	9,844	
December	10,776	
January	12,012	
February	13,408	
March	14,605	
April	15,047	
May	15,047	
June	15,048	

QUALITY

	Quantity	Base Number	Contract	AT	Region	England
% of FP17s for the same patient ID Re-attending within 3 months - Children	70	1,238	5.7%	10.9%	11.3%	11.5%
% of FP17s for the same patient ID Re-attending within 3 months - Adults	296	2,756	10.7%	14.3%	14.7%	15.4%
% of FP17s for the same patient ID Re-attending between 3 & 9 months - Children	759	1,238	61.3%	59.1%	60.8%	59.7%
% of FP17s for the same patient ID Re-attending between 3 & 9 months - Adults	1,605	2,756	58.2%	49.6%	52.8%	51.7%
% of FP17s for Band 1 Urgent Courses	265	3,761	7.0%	8.8%	8.2%	9.2%
% of FP17s Relating to Free Repair or Replacements	9	3,761	0.2%	0.6%	0.7%	0.7%
% of FP17s Relating to Continuations	47	3,761	1.2%	0.7%	0.8%	0.8%
% of Patients satisfied with the dentistry they have received	3	3	N/A	93.8%	93.2%	93.5%
% of Patients satisfied with the time they had to wait for an appointment	3	3	N/A	88.4%	88.5%	87.4%

* This is based on patients treated on this contract for their most recent course of treatment. Figures in italics indicate the base number of FP17s or Patient Questionnaire responses are less than 100. N/A is shown where the base number of responses is less than 10 during the period. % is calculated as Quantity/Base number*100

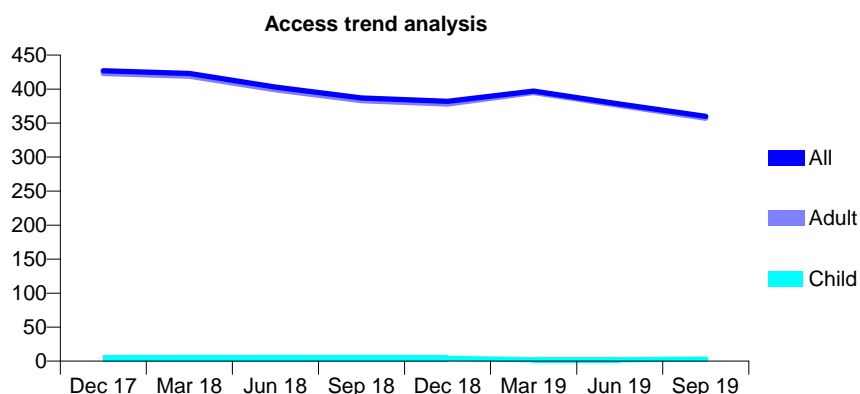
Q58 - Vital Signs At a Glance Contract Report for 741930/0005 - September 2019

Name or company name	MR A PATEL
Contract type name	PDS Contract
Purpose of contract	General
Contract start date	01/01/2013
Contract end date	31/03/2020

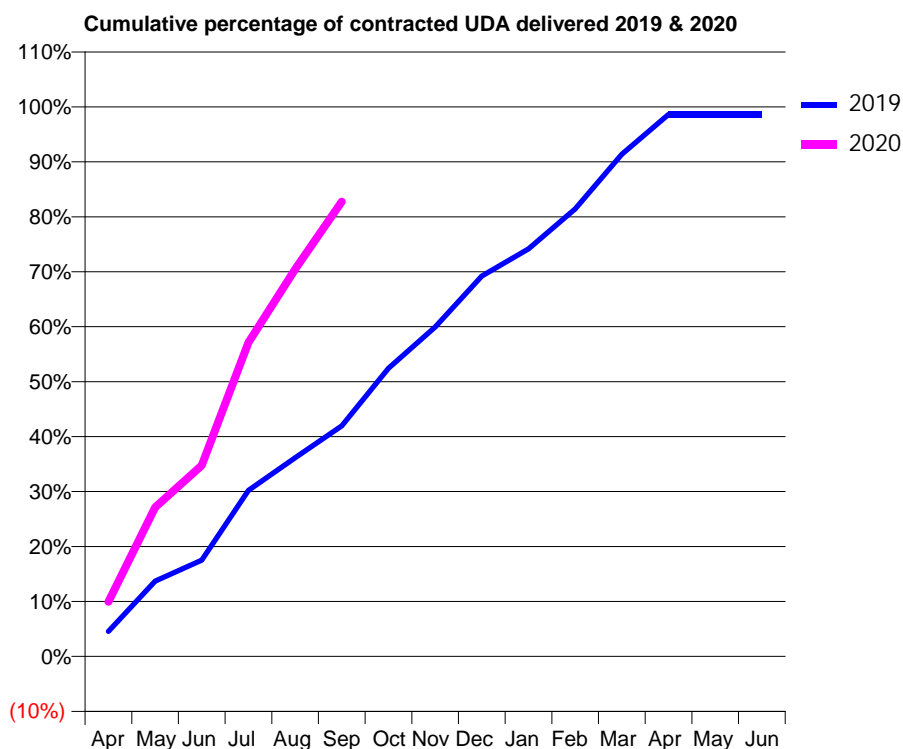
19/20 Contracted general activity (UDA)	1,415
Carry forward general activity (UDA)	0
19/20 Contracted orthodontic activity (UOA)	0
Carry forward orthodontic activity (UOA)	0
Baseline contract value	£98,979.52

ACCESS*

Patients seen in 24 months	Total	Change since previous quarter
Quarter ending September 2018	387	
Quarter ending December 2018	382	↓
Quarter ending March 2019	397	↑
Quarter ending June 2019	378	↓
Quarter ending September 2019	360	↓
Variance since September 2018	(7.0%)	↓



ACTIVITY



Month	2019	2020
April	111	141
May	333	384
June	426	492
July	735	808
August	879	997
September	1,020	1,171
October	1,275	
November	1,458	
December	1,683	
January	1,803	
February	1,981	
March	2,222	
April	2,399	
May	2,399	
June	2,399	

QUALITY

	Quantity	Base Number	Contract	AT	Region	England
% of FP17s for the same patient ID Re-attending within 3 months - Children	0	8	0.0%	10.9%	11.3%	11.5%
% of FP17s for the same patient ID Re-attending within 3 months - Adults	5	442	1.1%	14.3%	14.7%	15.4%
% of FP17s for the same patient ID Re-attending between 3 & 9 months - Children	0	8	0.0%	59.1%	60.8%	59.7%
% of FP17s for the same patient ID Re-attending between 3 & 9 months - Adults	11	442	2.5%	49.6%	52.8%	51.7%
% of FP17s for Band 1 Urgent Courses	0	391	0.0%	8.8%	8.2%	9.2%
% of FP17s Relating to Free Repair or Replacements	0	391	0.0%	0.6%	0.7%	0.7%
% of FP17s Relating to Continuations	0	391	0.0%	0.7%	0.8%	0.8%
% of Patients satisfied with the dentistry they have received	0	0	N/A	93.8%	93.2%	93.5%
% of Patients satisfied with the time they had to wait for an appointment	0	0	N/A	88.4%	88.5%	87.4%

* This is based on patients treated on this contract for their most recent course of treatment. Figures in italics indicate the base number of FP17s or Patient Questionnaire responses are less than 100. N/A is shown where the base number of responses is less than 10 during the period. % is calculated as Quantity/Base number*100

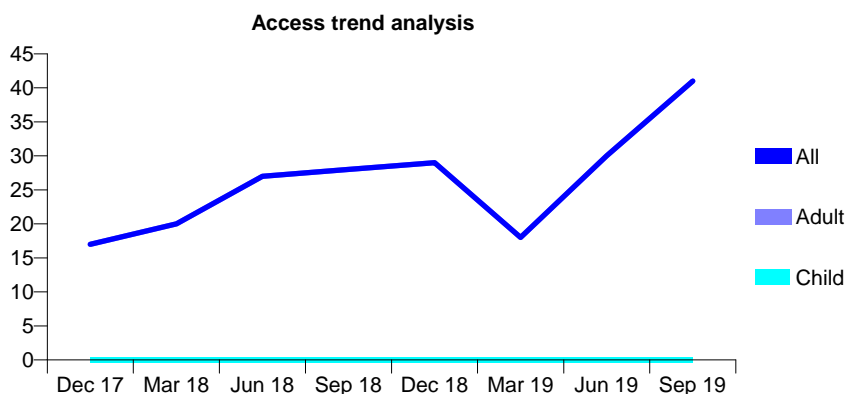
Q58 - Vital Signs At a Glance Contract Report for 741930/0006 - September 2019

Name or company name	MR A PATEL
Contract type name	PDS Contract
Purpose of contract	General
Contract start date	01/01/2013
Contract end date	31/03/2020

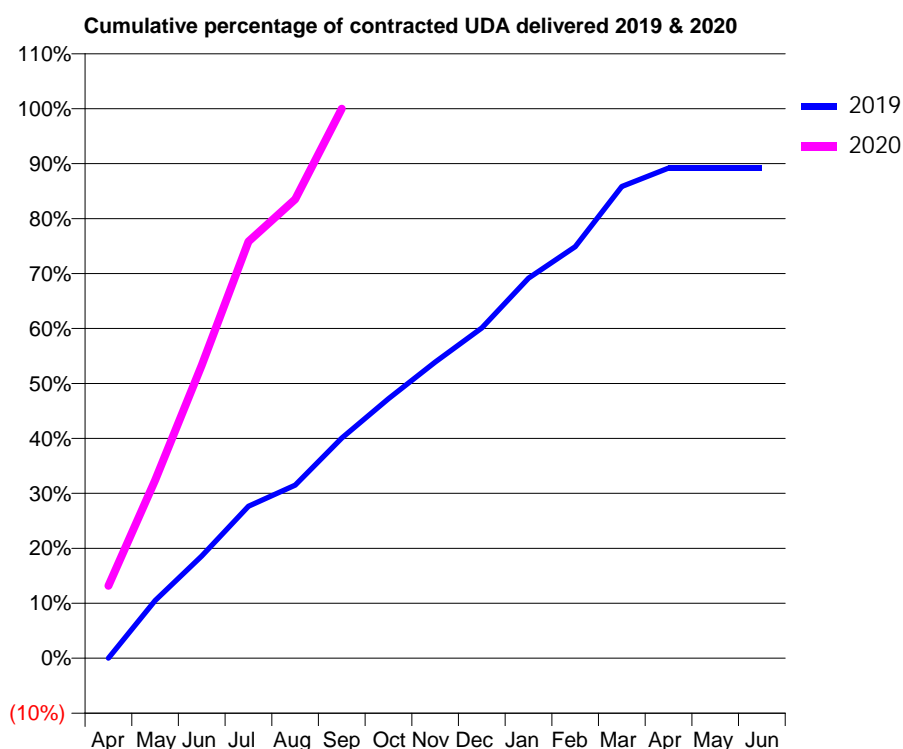
19/20 Contracted general activity (UDA)	546
Carry forward general activity (UDA)	0
19/20 Contracted orthodontic activity (UOA)	0
Carry forward orthodontic activity (UOA)	0
Baseline contract value	£37,897.07

ACCESS*

Patients seen in 24 months	Total	Change since previous quarter
Quarter ending September 2018	28	
Quarter ending December 2018	29	↑
Quarter ending March 2019	18	↓
Quarter ending June 2019	30	↑
Quarter ending September 2019	41	↑
Variance since September 2018	46.4%	↑



ACTIVITY



Adjusted Scheduled Activity (UDA)		
Month	2019	2020
April	0	72
May	66	177
June	117	291
July	174	414
August	198	456
September	252	546
October	297	
November	339	
December	378	
January	435	
February	471	
March	540	
April	561	
May	561	
June	561	

QUALITY

	Quantity	Base Number	Contract	AT	Region	England
% of FP17s for the same patient ID Re-attending within 3 months - Children	0	2	0.0%	10.9%	11.3%	11.5%
% of FP17s for the same patient ID Re-attending within 3 months - Adults	2	187	1.1%	14.3%	14.7%	15.4%
% of FP17s for the same patient ID Re-attending between 3 & 9 months - Children	0	2	0.0%	59.1%	60.8%	59.7%
% of FP17s for the same patient ID Re-attending between 3 & 9 months - Adults	0	187	0.0%	49.6%	52.8%	51.7%
% of FP17s for Band 1 Urgent Courses	0	182	0.0%	8.8%	8.2%	9.2%
% of FP17s Relating to Free Repair or Replacements	0	182	0.0%	0.6%	0.7%	0.7%
% of FP17s Relating to Continuations	0	182	0.0%	0.7%	0.8%	0.8%
% of Patients satisfied with the dentistry they have received	0	0	N/A	93.8%	93.2%	93.5%
% of Patients satisfied with the time they had to wait for an appointment	0	0	N/A	88.4%	88.5%	87.4%

* This is based on patients treated on this contract for their most recent course of treatment.

Figures in italics indicate the base number of FP17s or Patient Questionnaire responses are less than 100. N/A is shown where the base number of responses is less than 10 during the period. % is calculated as Quantity/Base number*100

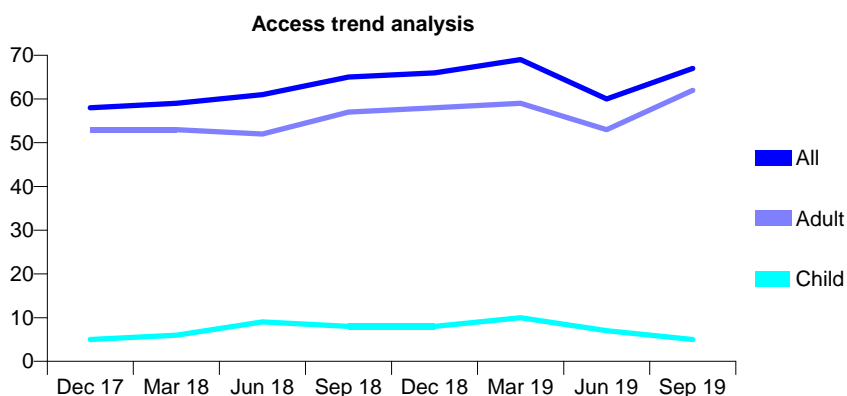
Q58 - Vital Signs At a Glance Contract Report for 741930/0007 - September 2019

Name or company name	MR A PATEL
Contract type name	PDS Contract
Purpose of contract	General
Contract start date	01/01/2013
Contract end date	31/03/2020

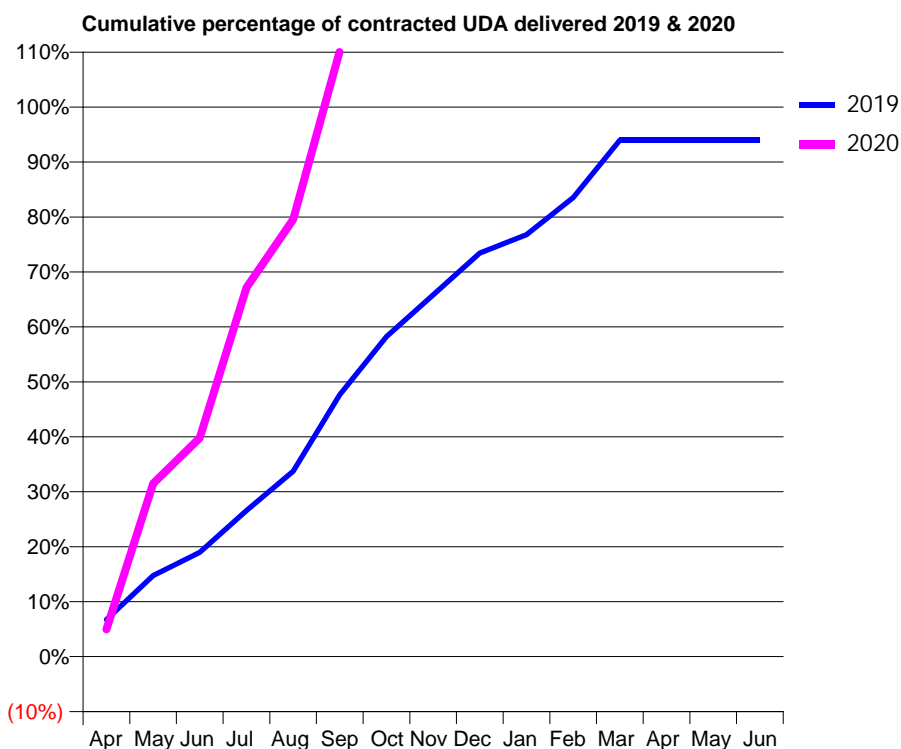
19/20 Contracted general activity (UDA)	362
Carry forward general activity (UDA)	0
19/20 Contracted orthodontic activity (UOA)	0
Carry forward orthodontic activity (UOA)	0
Baseline contract value	£47,753.15

ACCESS*

Patients seen in 24 months	Total	Change since previous quarter
Quarter ending September 2018	65	
Quarter ending December 2018	66	→
Quarter ending March 2019	69	↑
Quarter ending June 2019	60	↓
Quarter ending September 2019	67	↑
Variance since September 2018	3.1%	↑



ACTIVITY



Month	Adjusted Scheduled Activity (UDA)	
	2019	2020
April	48	18
May	105	114
June	135	144
July	189	243
August	240	288
September	339	399
October	414	
November	468	
December	522	
January	546	
February	594	
March	668	
April	668	
May	668	
June	668	

QUALITY

	Quantity	Base Number	Contract	AT	Region	England
% of FP17s for the same patient ID Re-attending within 3 months - Children	0	2	0.0%	10.9%	11.3%	11.5%
% of FP17s for the same patient ID Re-attending within 3 months - Adults	0	131	0.0%	14.3%	14.7%	15.4%
% of FP17s for the same patient ID Re-attending between 3 & 9 months - Children	0	2	0.0%	59.1%	60.8%	59.7%
% of FP17s for the same patient ID Re-attending between 3 & 9 months - Adults	1	131	0.8%	49.6%	52.8%	51.7%
% of FP17s for Band 1 Urgent Courses	0	133	0.0%	8.8%	8.2%	9.2%
% of FP17s Relating to Free Repair or Replacements	0	133	0.0%	0.6%	0.7%	0.7%
% of FP17s Relating to Continuations	0	133	0.0%	0.7%	0.8%	0.8%
% of Patients satisfied with the dentistry they have received	0	0	N/A	93.8%	93.2%	93.5%
% of Patients satisfied with the time they had to wait for an appointment	0	0	N/A	88.4%	88.5%	87.4%

* This is based on patients treated on this contract for their most recent course of treatment. Figures in italics indicate the base number of FP17s or Patient Questionnaire responses are less than 100. N/A is shown where the base number of responses is less than 10 during the period. % is calculated as Quantity/Base number*100

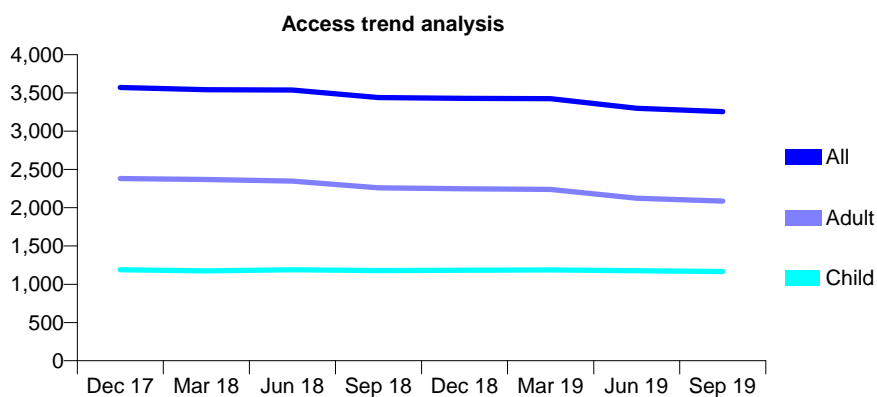
Q58 - Vital Signs At a Glance Contract Report for 742082/0001 - September 2019

Name or company name	MR N BLOOM
Contract type name	GDS Contract
Purpose of contract	General
Contract start date	01/04/2006
Contract end date	

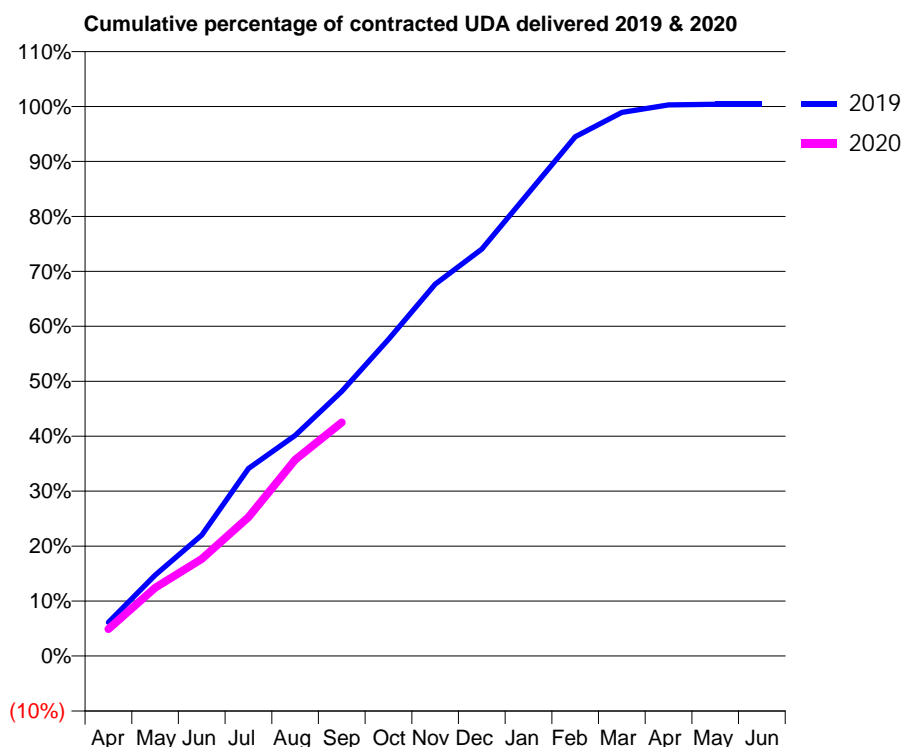
19/20 Contracted general activity (UDA)	8,724
Carry forward general activity (UDA)	0
19/20 Contracted orthodontic activity (UOA)	0
Carry forward orthodontic activity (UOA)	0
Baseline contract value	£287,477.42

ACCESS*

Patients seen in 24 months	Total	Change since previous quarter
Quarter ending September 2018	3,439	
Quarter ending December 2018	3,429	→
Quarter ending March 2019	3,426	→
Quarter ending June 2019	3,298	↓
Quarter ending September 2019	3,255	↓
Variance since September 2018	(5.4%)	↓



ACTIVITY



Month	Adjusted Scheduled Activity (UDA)	
	2019	2020
April	534	429
May	1,284	1,085
June	1,919	1,541
July	2,978	2,205
August	3,502	3,117
September	4,202	3,708
October	5,027	
November	5,902	
December	6,460	
January	7,351	
February	8,243	
March	8,629	
April	8,748	
May	8,759	
June	8,759	

QUALITY

	Quantity	Base Number	Contract	AT	Region	England
% of FP17s for the same patient ID Re-attending within 3 months - Children	60	764	7.9%	10.9%	11.3%	11.5%
% of FP17s for the same patient ID Re-attending within 3 months - Adults	108	1,084	10.0%	14.3%	14.7%	15.4%
% of FP17s for the same patient ID Re-attending between 3 & 9 months - Children	411	764	53.8%	59.1%	60.8%	59.7%
% of FP17s for the same patient ID Re-attending between 3 & 9 months - Adults	490	1,084	45.2%	49.6%	52.8%	51.7%
% of FP17s for Band 1 Urgent Courses	170	1,788	9.5%	8.8%	8.2%	9.2%
% of FP17s Relating to Free Repair or Replacements	3	1,788	0.2%	0.6%	0.7%	0.7%
% of FP17s Relating to Continuations	3	1,788	0.2%	0.7%	0.8%	0.8%
% of Patients satisfied with the dentistry they have received	1	1	N/A	93.8%	93.2%	93.5%
% of Patients satisfied with the time they had to wait for an appointment	1	1	N/A	88.4%	88.5%	87.4%

* This is based on patients treated on this contract for their most recent course of treatment.

Figures in italics indicate the base number of FP17s or Patient Questionnaire responses are less than 100. N/A is shown where the base number of responses is less than 10 during the period. % is calculated as Quantity/Base number*100

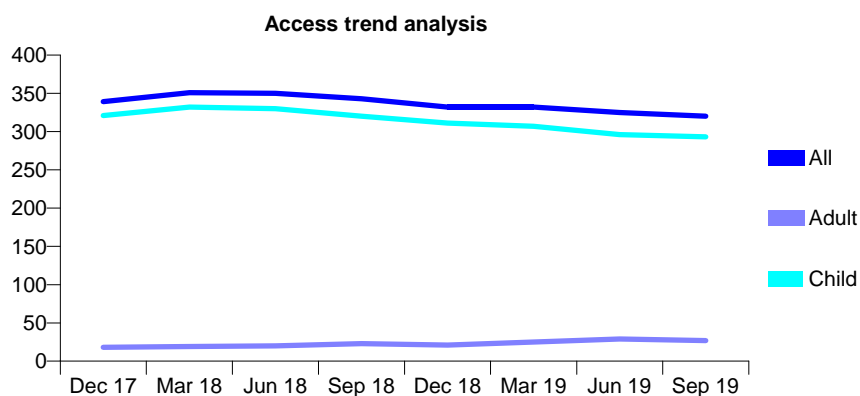
Q58 - Vital Signs At a Glance Contract Report for 746746/0001 - September 2019

Name or company name	MR RJ MILLER-WHITE
Contract type name	GDS Contract
Purpose of contract	General
Contract start date	01/04/2006
Contract end date	

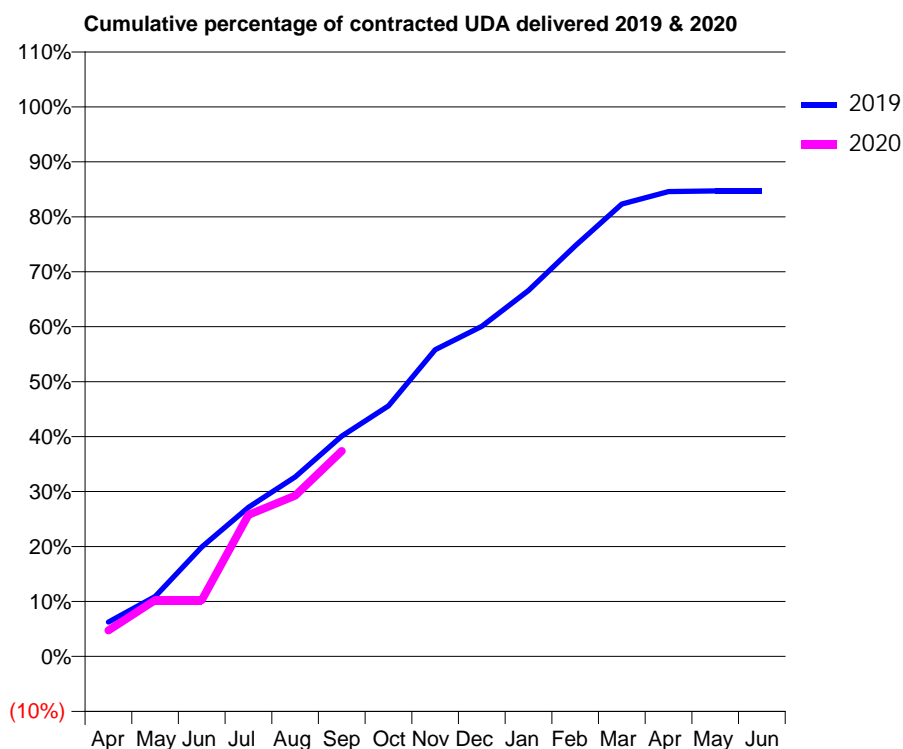
19/20 Contracted general activity (UDA)	800
Carry forward general activity (UDA)	0
19/20 Contracted orthodontic activity (UOA)	0
Carry forward orthodontic activity (UOA)	0
Baseline contract value	£25,322.39

ACCESS*

Patients seen in 24 months	Total	Change since previous quarter
Quarter ending September 2018	343	
Quarter ending December 2018	332	↓
Quarter ending March 2019	332	→
Quarter ending June 2019	325	↓
Quarter ending September 2019	320	↓
Variance since September 2018	(6.7%)	↓



ACTIVITY



Month	2019	2020
April	50	38
May	87	82
June	159	82
July	217	206
August	261	234
September	321	299
October	365	
November	447	
December	481	
January	533	
February	598	
March	659	
April	677	
May	678	
June	678	

QUALITY

	Quantity	Base Number	Contract	AT	Region	England
% of FP17s for the same patient ID Re-attending within 3 months - Children	24	225	10.7%	10.9%	11.3%	11.5%
% of FP17s for the same patient ID Re-attending within 3 months - Adults	0	0	N/A	14.3%	14.7%	15.4%
% of FP17s for the same patient ID Re-attending between 3 & 9 months - Children	146	225	64.9%	59.1%	60.8%	59.7%
% of FP17s for the same patient ID Re-attending between 3 & 9 months - Adults	0	0	N/A	49.6%	52.8%	51.7%
% of FP17s for Band 1 Urgent Courses	0	210	0.0%	8.8%	8.2%	9.2%
% of FP17s Relating to Free Repair or Replacements	0	210	0.0%	0.6%	0.7%	0.7%
% of FP17s Relating to Continuations	8	210	3.8%	0.7%	0.8%	0.8%
% of Patients satisfied with the dentistry they have received	0	0	N/A	93.8%	93.2%	93.5%
% of Patients satisfied with the time they had to wait for an appointment	0	0	N/A	88.4%	88.5%	87.4%

* This is based on patients treated on this contract for their most recent course of treatment. Figures in italics indicate the base number of FP17s or Patient Questionnaire responses are less than 100. N/A is shown where the base number of responses is less than 10 during the period. % is calculated as Quantity/Base number*100

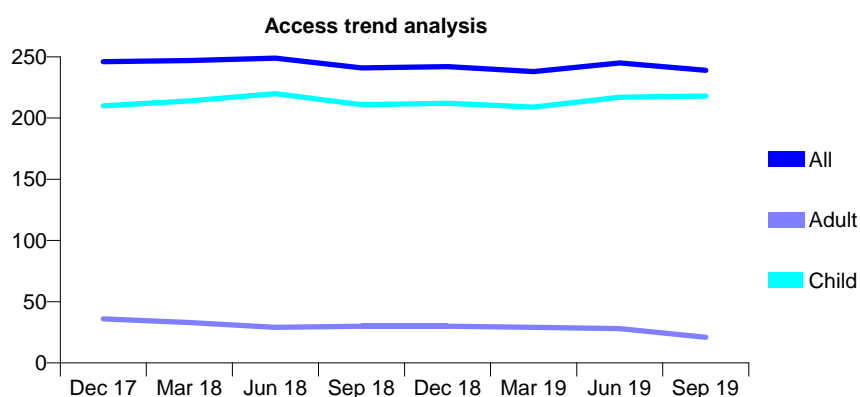
Q58 - Vital Signs At a Glance Contract Report for 751227/0001 - September 2019

Name or company name	MR GK RABIN
Contract type name	GDS Contract
Purpose of contract	General
Contract start date	01/04/2006
Contract end date	

19/20 Contracted general activity (UDA)	600
Carry forward general activity (UDA)	0
19/20 Contracted orthodontic activity (UOA)	0
Carry forward orthodontic activity (UOA)	0
Baseline contract value	£14,809.95

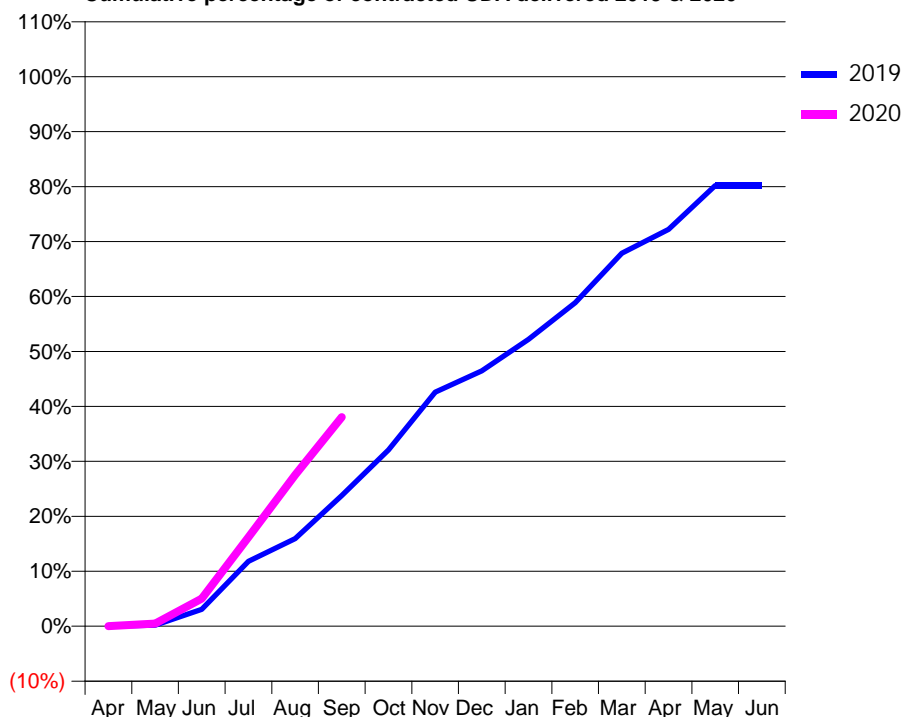
ACCESS*

Patients seen in 24 months	Total	Change since previous quarter
Quarter ending September 2018	241	
Quarter ending December 2018	242	→
Quarter ending March 2019	238	↓
Quarter ending June 2019	245	↑
Quarter ending September 2019	239	↓
Variance since September 2018	(0.8%)	→



ACTIVITY

Cumulative percentage of contracted UDA delivered 2019 & 2020



Adjusted Scheduled Activity (UDA)

Month	2019	2020
April	0	0
May	1	3
June	18	30
July	71	97
August	96	165
September	143	228
October	192	
November	256	
December	279	
January	313	
February	353	
March	407	
April	433	
May	481	
June	481	

QUALITY

	Quantity	Base Number	Contract	AT	Region	England
% of FP17s for the same patient ID Re-attending within 3 months - Children	15	196	7.7%	10.9%	11.3%	11.5%
% of FP17s for the same patient ID Re-attending within 3 months - Adults	0	8	0.0%	14.3%	14.7%	15.4%
% of FP17s for the same patient ID Re-attending between 3 & 9 months - Children	121	196	61.7%	59.1%	60.8%	59.7%
% of FP17s for the same patient ID Re-attending between 3 & 9 months - Adults	6	8	75.0%	49.6%	52.8%	51.7%
% of FP17s for Band 1 Urgent Courses	6	147	4.1%	8.8%	8.2%	9.2%
% of FP17s Relating to Free Repair or Replacements	0	147	0.0%	0.6%	0.7%	0.7%
% of FP17s Relating to Continuations	0	147	0.0%	0.7%	0.8%	0.8%
% of Patients satisfied with the dentistry they have received	0	0	N/A	93.8%	93.2%	93.5%
% of Patients satisfied with the time they had to wait for an appointment	0	0	N/A	88.4%	88.5%	87.4%

* This is based on patients treated on this contract for their most recent course of treatment.

Figures in italics indicate the base number of FP17s or Patient Questionnaire responses are less than 100. N/A is shown where the base number of responses is less than 10 during the period. % is calculated as Quantity/Base number*100

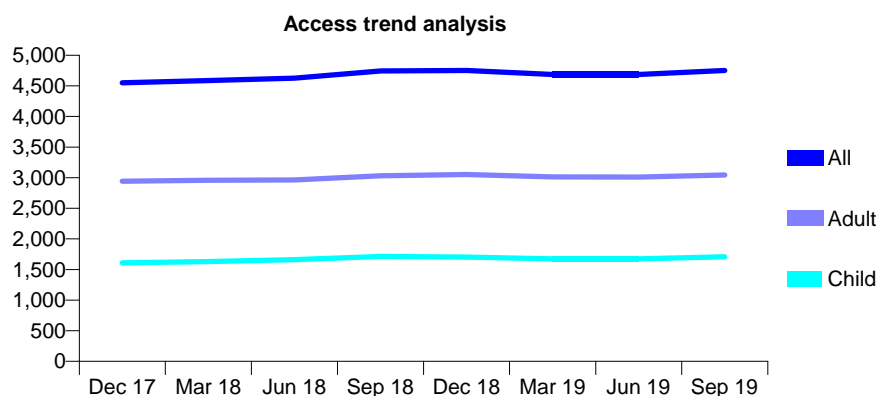
Q58 - Vital Signs At a Glance Contract Report for 753688/0001 - September 2019

Name or company name	Harlestone Dental Partnership
Contract type name	GDS Contract
Purpose of contract	General
Contract start date	01/04/2006
Contract end date	

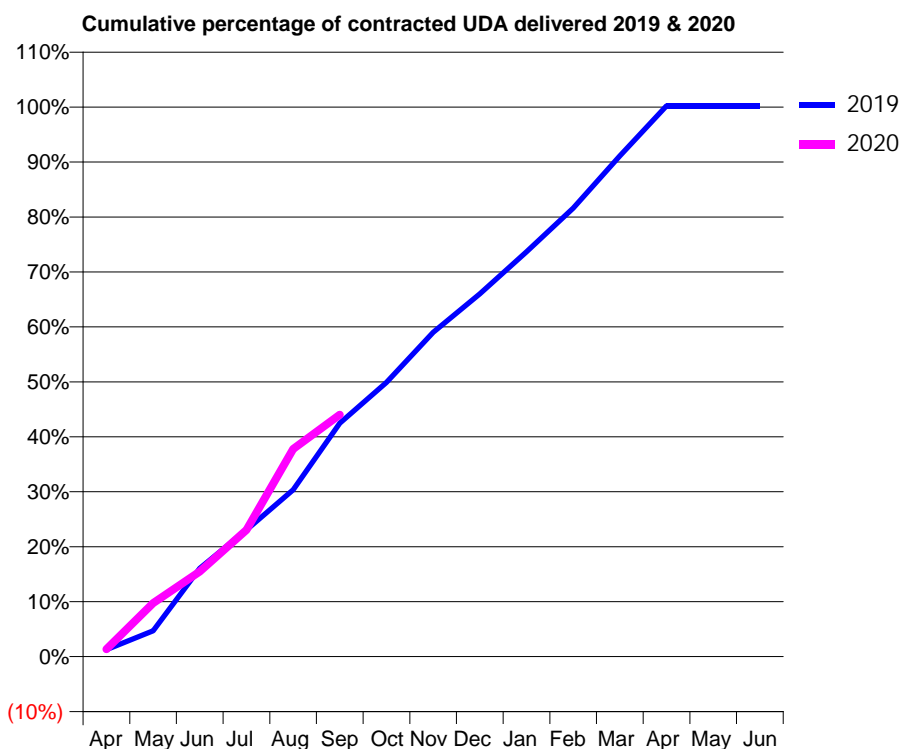
19/20 Contracted general activity (UDA)	13,220
Carry forward general activity (UDA)	-29
19/20 Contracted orthodontic activity (UOA)	0
Carry forward orthodontic activity (UOA)	0
Baseline contract value	£341,689.13

ACCESS*

Patients seen in 24 months	Total	Change since previous quarter
Quarter ending September 2018	4,744	
Quarter ending December 2018	4,753	→
Quarter ending March 2019	4,687	↓
Quarter ending June 2019	4,685	→
Quarter ending September 2019	4,753	→
Variance since September 2018	0.2%	→



ACTIVITY



Month	Adjusted Scheduled Activity (UDA)	
	2019	2020
April	167	178
May	620	1,287
June	2,123	2,044
July	3,047	3,045
August	4,014	4,995
September	5,615	5,822
October	6,599	
November	7,802	
December	8,724	
January	9,738	
February	10,790	
March	12,044	
April	13,247	
May	13,249	
June	13,250	

QUALITY

	Quantity	Base Number	Contract	AT	Region	England
% of FP17s for the same patient ID Re-attending within 3 months - Children	81	1,564	5.2%	10.9%	11.3%	11.5%
% of FP17s for the same patient ID Re-attending within 3 months - Adults	245	2,500	9.8%	14.3%	14.7%	15.4%
% of FP17s for the same patient ID Re-attending between 3 & 9 months - Children	1,147	1,564	73.3%	59.1%	60.8%	59.7%
% of FP17s for the same patient ID Re-attending between 3 & 9 months - Adults	1,690	2,500	67.6%	49.6%	52.8%	51.7%
% of FP17s for Band 1 Urgent Courses	239	3,415	7.0%	8.8%	8.2%	9.2%
% of FP17s Relating to Free Repair or Replacements	8	3,415	0.2%	0.6%	0.7%	0.7%
% of FP17s Relating to Continuations	2	3,415	0.1%	0.7%	0.8%	0.8%
% of Patients satisfied with the dentistry they have received	0	0	N/A	93.8%	93.2%	93.5%
% of Patients satisfied with the time they had to wait for an appointment	0	0	N/A	88.4%	88.5%	87.4%

* This is based on patients treated on this contract for their most recent course of treatment. Figures in italics indicate the base number of FP17s or Patient Questionnaire responses are less than 100. N/A is shown where the base number of responses is less than 10 during the period. % is calculated as Quantity/Base number*100

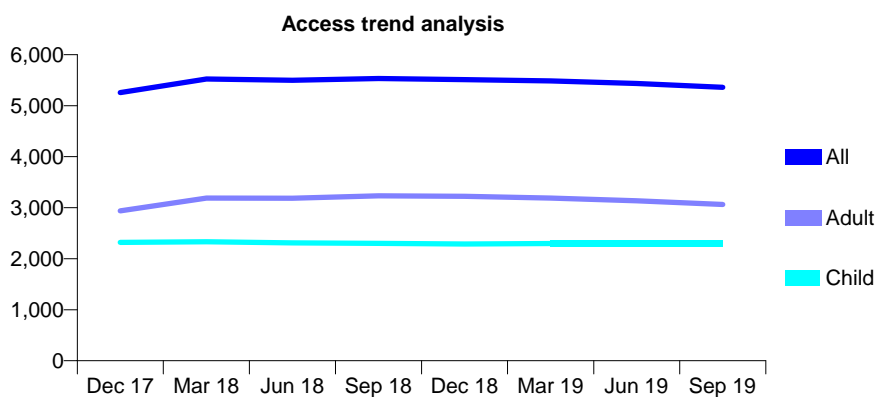
Q58 - Vital Signs At a Glance Contract Report for 755737/0001 - September 2019

Name or company name	Broxbourne Dental Care
Contract type name	GDS Contract
Purpose of contract	General
Contract start date	01/04/2006
Contract end date	

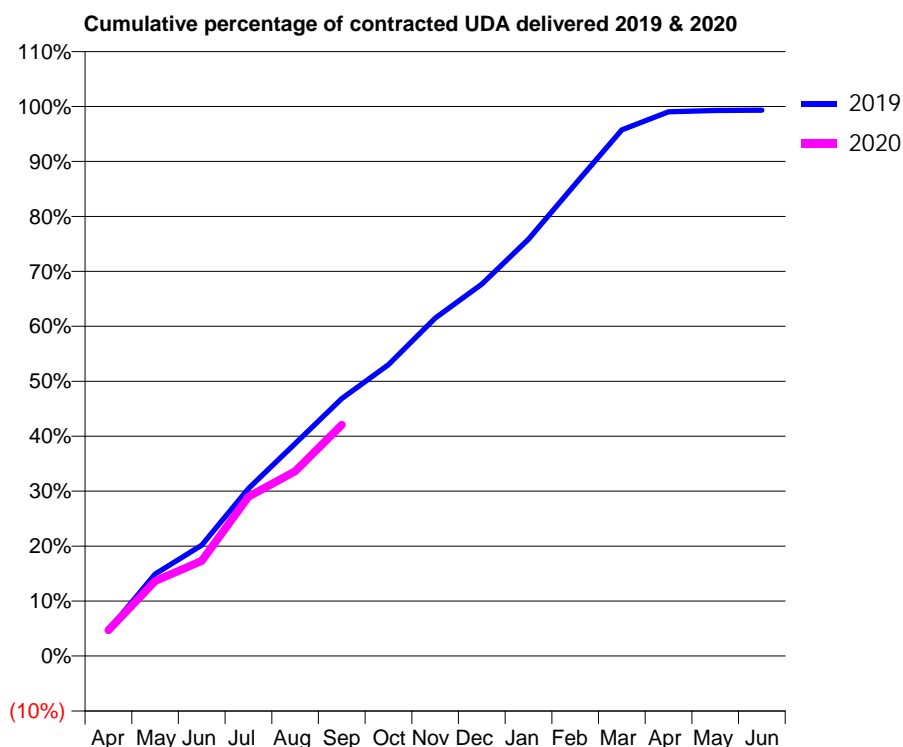
19/20 Contracted general activity (UDA)	11,700
Carry forward general activity (UDA)	0
19/20 Contracted orthodontic activity (UOA)	0
Carry forward orthodontic activity (UOA)	0
Baseline contract value	£332,081.51

ACCESS*

Patients seen in 24 months	Total	Change since previous quarter
Quarter ending September 2018	5,534	
Quarter ending December 2018	5,510	→
Quarter ending March 2019	5,485	→
Quarter ending June 2019	5,433	→
Quarter ending September 2019	5,362	↓
Variance since September 2018	(3.1%)	↓



ACTIVITY



Month	Adjusted Scheduled Activity (UDA)	
	2019	2020
April	551	549
May	1,746	1,598
June	2,360	2,027
July	3,566	3,393
August	4,523	3,934
September	5,481	4,921
October	6,202	
November	7,195	
December	7,918	
January	8,875	
February	10,046	
March	11,202	
April	11,587	
May	11,615	
June	11,620	

QUALITY

	Quantity	Base Number	Contract	AT	Region	England
% of FP17s for the same patient ID Re-attending within 3 months - Children	155	1,721	9.0%	10.9%	11.3%	11.5%
% of FP17s for the same patient ID Re-attending within 3 months - Adults	234	1,621	14.4%	14.3%	14.7%	15.4%
% of FP17s for the same patient ID Re-attending between 3 & 9 months - Children	1,005	1,721	58.4%	59.1%	60.8%	59.7%
% of FP17s for the same patient ID Re-attending between 3 & 9 months - Adults	781	1,621	48.2%	49.6%	52.8%	51.7%
% of FP17s for Band 1 Urgent Courses	243	2,737	8.9%	8.8%	8.2%	9.2%
% of FP17s Relating to Free Repair or Replacements	15	2,737	0.5%	0.6%	0.7%	0.7%
% of FP17s Relating to Continuations	14	2,737	0.5%	0.7%	0.8%	0.8%
% of Patients satisfied with the dentistry they have received	3	3	N/A	93.8%	93.2%	93.5%
% of Patients satisfied with the time they had to wait for an appointment	3	3	N/A	88.4%	88.5%	87.4%

* This is based on patients treated on this contract for their most recent course of treatment. Figures in italics indicate the base number of FP17s or Patient Questionnaire responses are less than 100. N/A is shown where the base number of responses is less than 10 during the period. % is calculated as Quantity/Base number*100

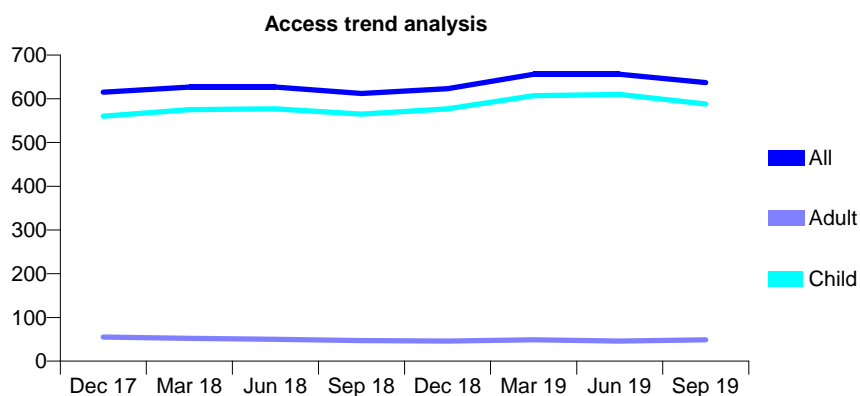
Q58 - Vital Signs At a Glance Contract Report for 762377/0001 - September 2019

Name or company name	MISS AM BROKESHIRE
Contract type name	GDS Contract
Purpose of contract	General
Contract start date	01/04/2006
Contract end date	

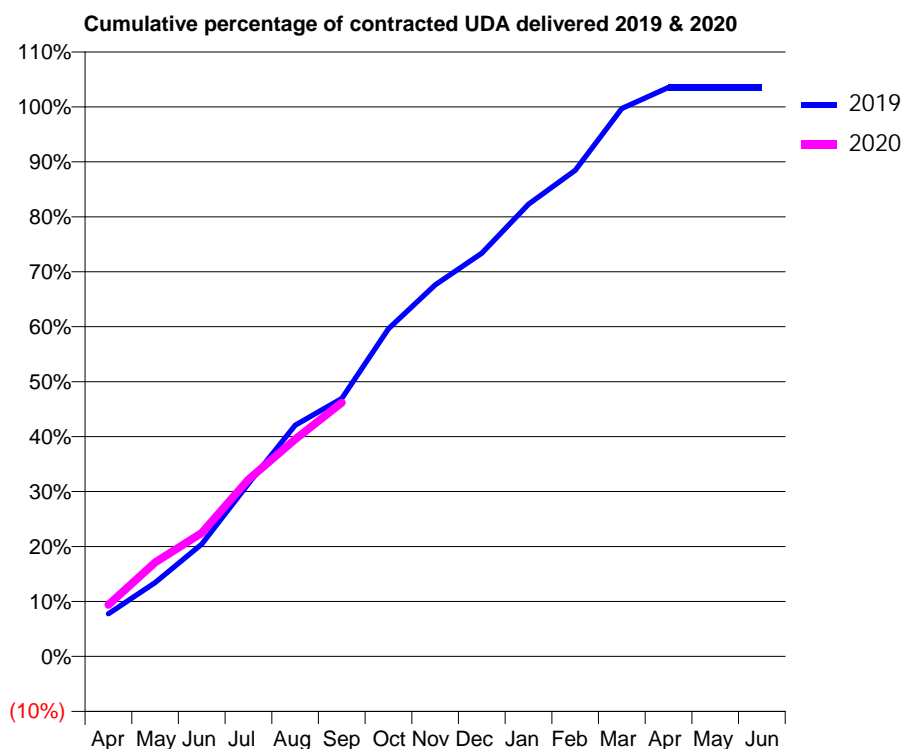
19/20 Contracted general activity (UDA)	990
Carry forward general activity (UDA)	0
19/20 Contracted orthodontic activity (UOA)	0
Carry forward orthodontic activity (UOA)	0
Baseline contract value	£23,256.54

ACCESS*

Patients seen in 24 months	Total	Change since previous quarter
Quarter ending September 2018	612	
Quarter ending December 2018	623	→
Quarter ending March 2019	656	↑
Quarter ending June 2019	656	→
Quarter ending September 2019	637	↓
Variance since September 2018	4.1%	↑



ACTIVITY



Adjusted Scheduled Activity (UDA)		
Month	2019	2020
April	77	93
May	133	169
June	202	222
July	311	319
August	416	391
September	464	457
October	590	
November	669	
December	726	
January	815	
February	876	
March	987	
April	1,025	
May	1,025	
June	1,025	

QUALITY

	Quantity	Base Number	Contract	AT	Region	England
% of FP17s for the same patient ID Re-attending within 3 months - Children	12	387	3.1%	10.9%	11.3%	11.5%
% of FP17s for the same patient ID Re-attending within 3 months - Adults	0	0	N/A	14.3%	14.7%	15.4%
% of FP17s for the same patient ID Re-attending between 3 & 9 months - Children	189	387	48.8%	59.1%	60.8%	59.7%
% of FP17s for the same patient ID Re-attending between 3 & 9 months - Adults	0	0	N/A	49.6%	52.8%	51.7%
% of FP17s for Band 1 Urgent Courses	5	359	1.4%	8.8%	8.2%	9.2%
% of FP17s Relating to Free Repair or Replacements	0	359	0.0%	0.6%	0.7%	0.7%
% of FP17s Relating to Continuations	2	359	0.6%	0.7%	0.8%	0.8%
% of Patients satisfied with the dentistry they have received	0	0	N/A	93.8%	93.2%	93.5%
% of Patients satisfied with the time they had to wait for an appointment	0	0	N/A	88.4%	88.5%	87.4%

* This is based on patients treated on this contract for their most recent course of treatment. Figures in italics indicate the base number of FP17s or Patient Questionnaire responses are less than 100. N/A is shown where the base number of responses is less than 10 during the period. % is calculated as Quantity/Base number*100

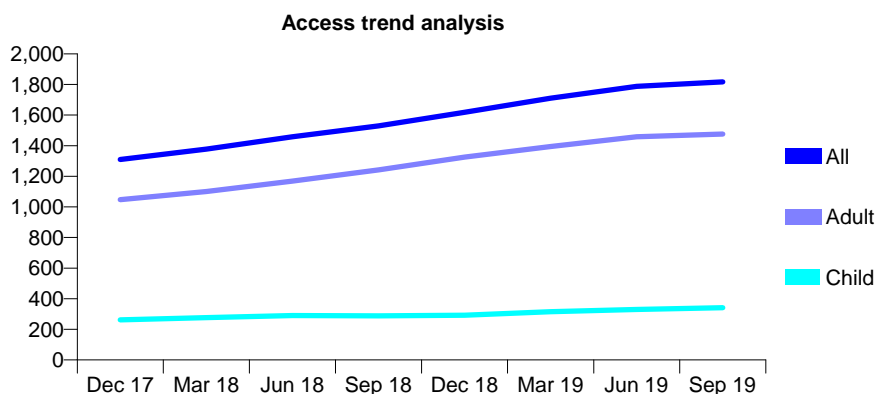
Q58 - Vital Signs At a Glance Contract Report for 763306/0001 - September 2019

Name or company name	Dr Karan Patel
Contract type name	GDS Contract
Purpose of contract	General
Contract start date	01/04/2006
Contract end date	

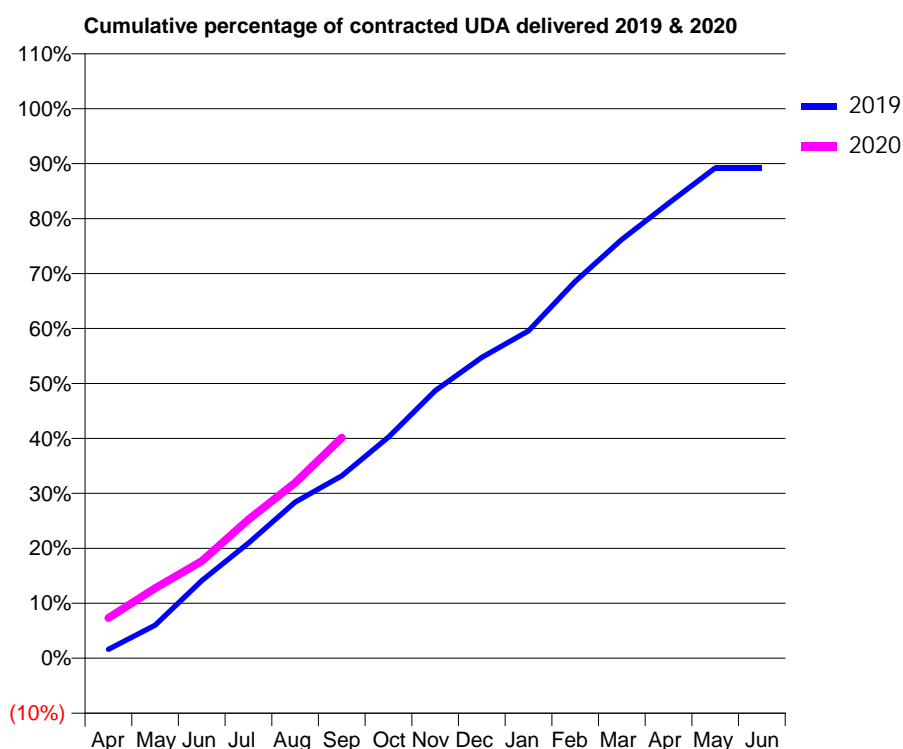
19/20 Contracted general activity (UDA)	9,850
Carry forward general activity (UDA)	0
19/20 Contracted orthodontic activity (UOA)	0
Carry forward orthodontic activity (UOA)	0
Baseline contract value	£246,273.90

ACCESS*

Patients seen in 24 months	Total	Change since previous quarter
Quarter ending September 2018	1,530	
Quarter ending December 2018	1,618	↑
Quarter ending March 2019	1,710	↑
Quarter ending June 2019	1,788	↑
Quarter ending September 2019	1,817	→
Variance since September 2018	18.8%	↑



ACTIVITY



Month	2019	2020
April	158	723
May	592	1,255
June	1,390	1,742
July	2,064	2,484
August	2,798	3,145
September	3,268	3,952
October	3,965	
November	4,797	
December	5,390	
January	5,868	
February	6,754	
March	7,507	
April	8,154	
May	8,788	
June	8,788	

QUALITY

	Quantity	Base Number	Contract	AT	Region	England
% of FP17s for the same patient ID Re-attending within 3 months - Children	44	285	15.4%	10.9%	11.3%	11.5%
% of FP17s for the same patient ID Re-attending within 3 months - Adults	227	1,181	19.2%	14.3%	14.7%	15.4%
% of FP17s for the same patient ID Re-attending between 3 & 9 months - Children	127	285	44.6%	59.1%	60.8%	59.7%
% of FP17s for the same patient ID Re-attending between 3 & 9 months - Adults	619	1,181	52.4%	49.6%	52.8%	51.7%
% of FP17s for Band 1 Urgent Courses	169	1,228	13.8%	8.8%	8.2%	9.2%
% of FP17s Relating to Free Repair or Replacements	7	1,228	0.6%	0.6%	0.7%	0.7%
% of FP17s Relating to Continuations	8	1,228	0.7%	0.7%	0.8%	0.8%
% of Patients satisfied with the dentistry they have received	0	0	N/A	93.8%	93.2%	93.5%
% of Patients satisfied with the time they had to wait for an appointment	0	0	N/A	88.4%	88.5%	87.4%

* This is based on patients treated on this contract for their most recent course of treatment.

Figures in italics indicate the base number of FP17s or Patient Questionnaire responses are less than 100. N/A is shown where the base number of responses is less than 10 during the period. % is calculated as Quantity/Base number*100

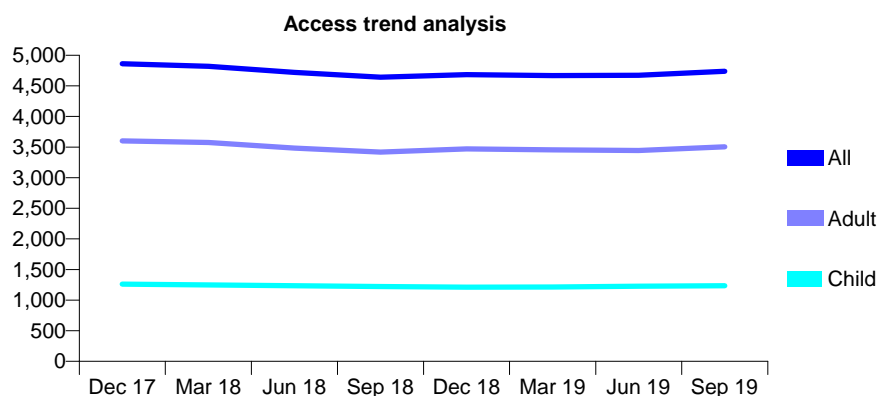
Q58 - Vital Signs At a Glance Contract Report for 764280/0001 - September 2019

Name or company name	MRS AO IYALLA
Contract type name	GDS Contract
Purpose of contract	General
Contract start date	01/04/2006
Contract end date	

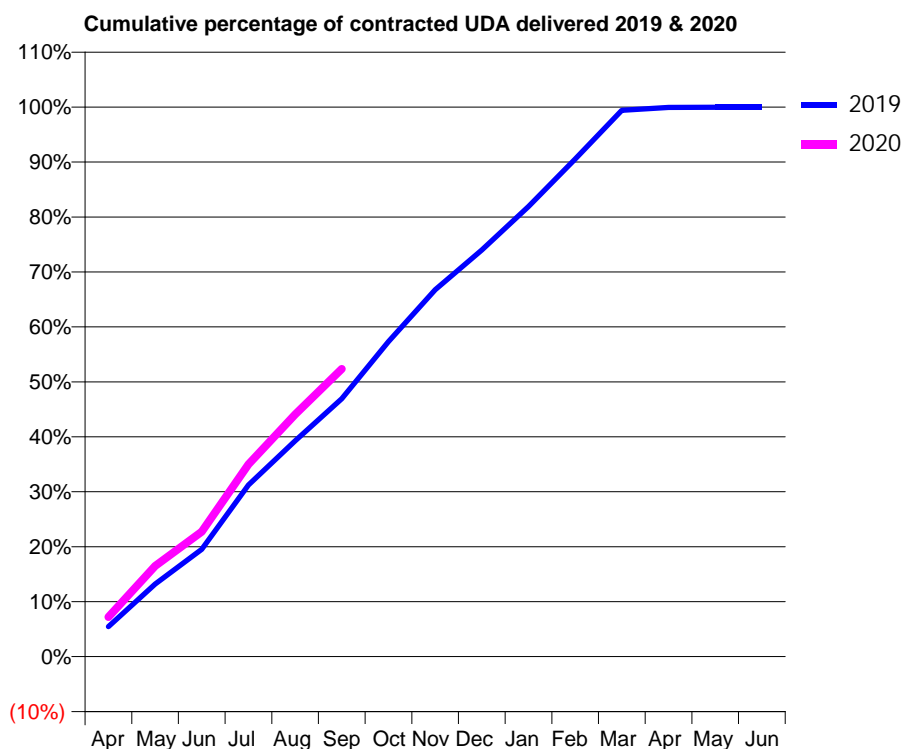
19/20 Contracted general activity (UDA)	15,337
Carry forward general activity (UDA)	0
19/20 Contracted orthodontic activity (UOA)	0
Carry forward orthodontic activity (UOA)	0
Baseline contract value	£400,953.54

ACCESS*

Patients seen in 24 months	Total	Change since previous quarter
Quarter ending September 2018	4,641	
Quarter ending December 2018	4,682	→
Quarter ending March 2019	4,668	→
Quarter ending June 2019	4,674	→
Quarter ending September 2019	4,740	→
Variance since September 2018	2.1%	↑



ACTIVITY



Month	Adjusted Scheduled Activity (UDA)	
	2019	2020
April	839	1,106
May	2,028	2,534
June	2,995	3,487
July	4,791	5,365
August	6,024	6,761
September	7,195	8,031
October	8,793	
November	10,241	
December	11,346	
January	12,564	
February	13,888	
March	15,247	
April	15,327	
May	15,331	
June	15,332	

QUALITY

	Quantity	Base Number	Contract	AT	Region	England
% of FP17s for the same patient ID Re-attending within 3 months - Children	22	864	2.5%	10.9%	11.3%	11.5%
% of FP17s for the same patient ID Re-attending within 3 months - Adults	176	1,998	8.8%	14.3%	14.7%	15.4%
% of FP17s for the same patient ID Re-attending between 3 & 9 months - Children	545	864	63.1%	59.1%	60.8%	59.7%
% of FP17s for the same patient ID Re-attending between 3 & 9 months - Adults	978	1,998	48.9%	49.6%	52.8%	51.7%
% of FP17s for Band 1 Urgent Courses	152	2,802	5.4%	8.8%	8.2%	9.2%
% of FP17s Relating to Free Repair or Replacements	7	2,802	0.2%	0.6%	0.7%	0.7%
% of FP17s Relating to Continuations	1	2,802	0.0%	0.7%	0.8%	0.8%
% of Patients satisfied with the dentistry they have received	1	1	N/A	93.8%	93.2%	93.5%
% of Patients satisfied with the time they had to wait for an appointment	1	1	N/A	88.4%	88.5%	87.4%

* This is based on patients treated on this contract for their most recent course of treatment. Figures in italics indicate the base number of FP17s or Patient Questionnaire responses are less than 100. N/A is shown where the base number of responses is less than 10 during the period. % is calculated as Quantity/Base number*100

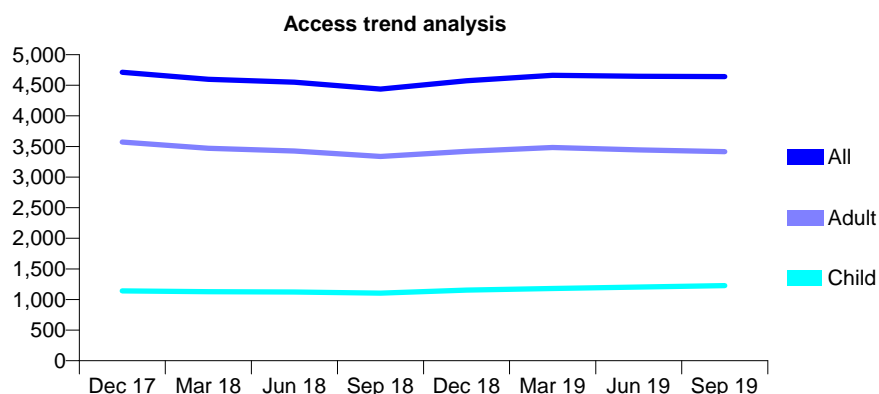
Q58 - Vital Signs At a Glance Contract Report for 764779/0001 - September 2019

Name or company name	MR PD LITCHFIELD
Contract type name	GDS Contract
Purpose of contract	General
Contract start date	01/04/2006
Contract end date	

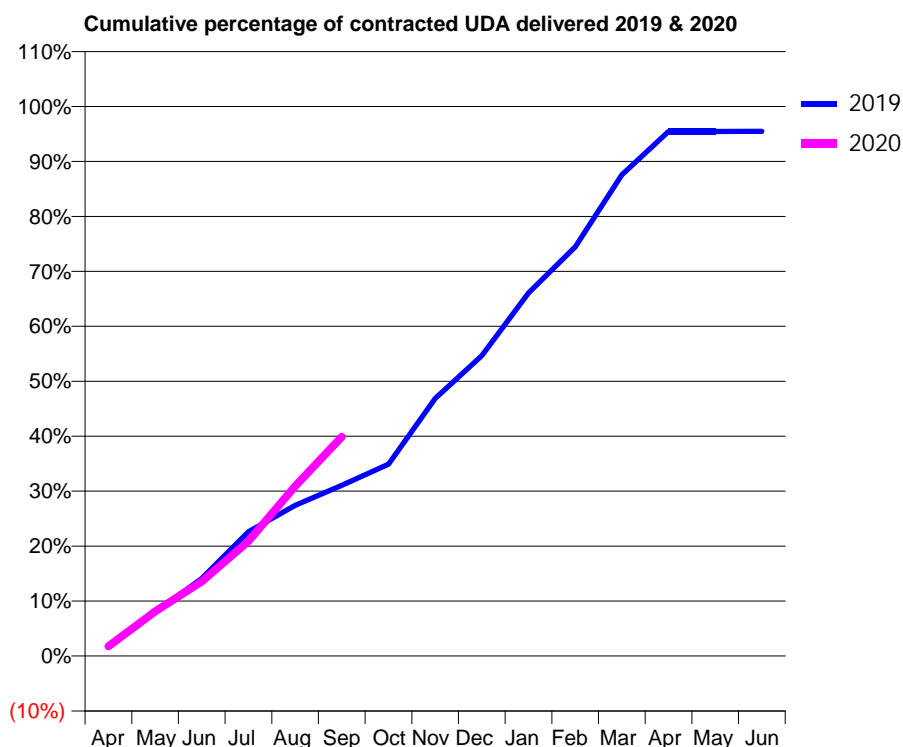
19/20 Contracted general activity (UDA)	13,776
Carry forward general activity (UDA)	0
19/20 Contracted orthodontic activity (UOA)	0
Carry forward orthodontic activity (UOA)	0
Baseline contract value	£364,451.91

ACCESS*

Patients seen in 24 months	Total	Change since previous quarter
Quarter ending September 2018	4,440	
Quarter ending December 2018	4,575	↑
Quarter ending March 2019	4,663	→
Quarter ending June 2019	4,649	→
Quarter ending September 2019	4,642	→
Variance since September 2018	4.5%	↑



ACTIVITY



Month	Adjusted Scheduled Activity (UDA)	
	2019	2020
April	265	243
May	1,098	1,118
June	1,944	1,868
July	3,118	2,879
August	3,774	4,258
September	4,281	5,493
October	4,808	
November	6,455	
December	7,532	
January	9,102	
February	10,256	
March	12,064	
April	13,149	
May	13,149	
June	13,152	

QUALITY

	Quantity	Base Number	Contract	AT	Region	England
% of FP17s for the same patient ID Re-attending within 3 months - Children	74	765	9.7%	10.9%	11.3%	11.5%
% of FP17s for the same patient ID Re-attending within 3 months - Adults	451	1,879	24.0%	14.3%	14.7%	15.4%
% of FP17s for the same patient ID Re-attending between 3 & 9 months - Children	281	765	36.7%	59.1%	60.8%	59.7%
% of FP17s for the same patient ID Re-attending between 3 & 9 months - Adults	596	1,879	31.7%	49.6%	52.8%	51.7%
% of FP17s for Band 1 Urgent Courses	337	2,304	14.6%	8.8%	8.2%	9.2%
% of FP17s Relating to Free Repair or Replacements	57	2,304	2.5%	0.6%	0.7%	0.7%
% of FP17s Relating to Continuations	66	2,304	2.9%	0.7%	0.8%	0.8%
% of Patients satisfied with the dentistry they have received	2	2	N/A	93.8%	93.2%	93.5%
% of Patients satisfied with the time they had to wait for an appointment	1	2	N/A	88.4%	88.5%	87.4%

* This is based on patients treated on this contract for their most recent course of treatment. Figures in italics indicate the base number of FP17s or Patient Questionnaire responses are less than 100. N/A is shown where the base number of responses is less than 10 during the period. % is calculated as Quantity/Base number*100

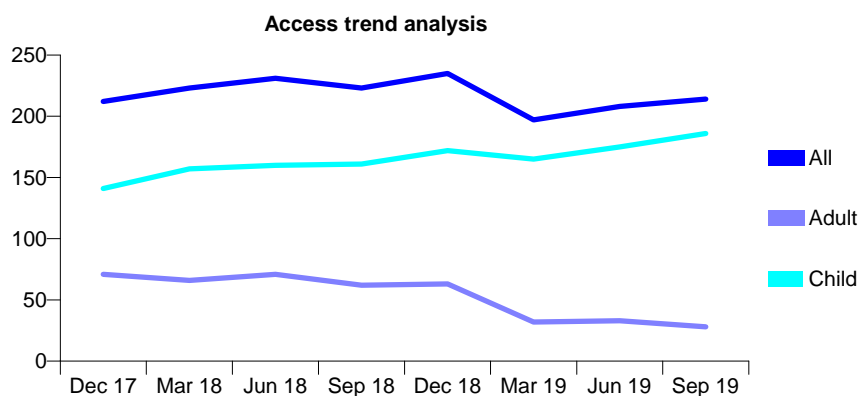
Q58 - Vital Signs At a Glance Contract Report for 765279/0001 - September 2019

Name or company name	Tilehouse Dental Clinic
Contract type name	GDS Contract
Purpose of contract	General
Contract start date	01/04/2007
Contract end date	

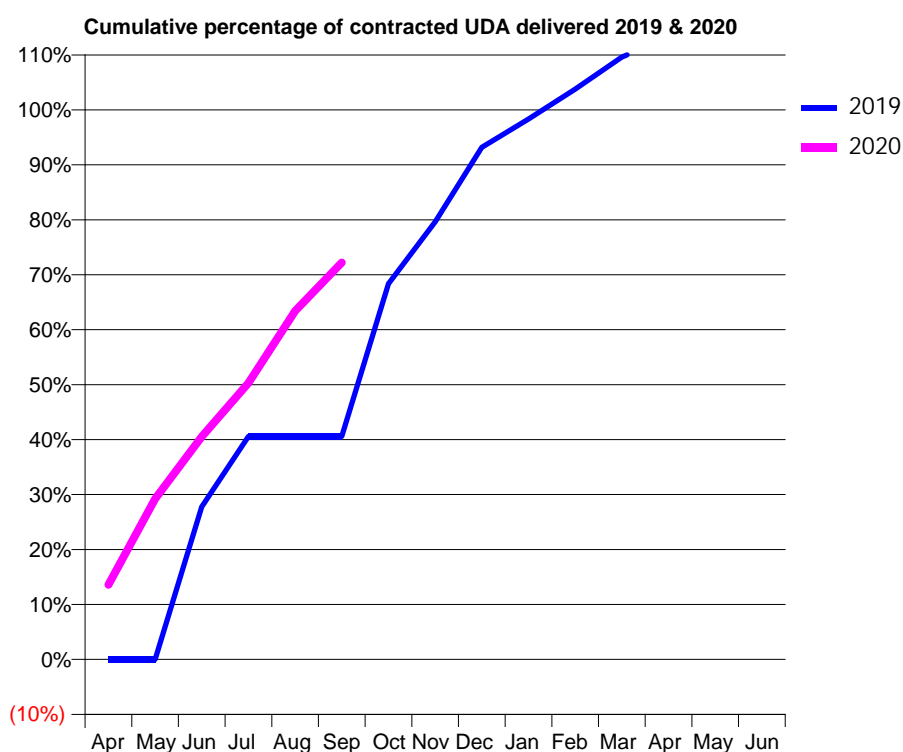
19/20 Contracted general activity (UDA)	275
Carry forward general activity (UDA)	0
19/20 Contracted orthodontic activity (UOA)	0
Carry forward orthodontic activity (UOA)	0
Baseline contract value	£6,226.33

ACCESS*

Patients seen in 24 months	Total	Change since previous quarter
Quarter ending September 2018	223	
Quarter ending December 2018	235	↑
Quarter ending March 2019	197	↓
Quarter ending June 2019	208	↑
Quarter ending September 2019	214	↑
Variance since September 2018	(4.0%)	↓



ACTIVITY



Month	Adjusted Scheduled Activity (UDA)	
	2019	2020
April	0	37
May	0	80
June	76	111
July	112	138
August	112	174
September	112	199
October	188	
November	219	
December	256	
January	270	
February	285	
March	301	
April	311	
May	311	
June	311	

QUALITY

	Quantity	Base Number	Contract	AT	Region	England
% of FP17s for the same patient ID Re-attending within 3 months - Children	10	179	5.6%	10.9%	11.3%	11.5%
% of FP17s for the same patient ID Re-attending within 3 months - Adults	1	7	14.3%	14.3%	14.7%	15.4%
% of FP17s for the same patient ID Re-attending between 3 & 9 months - Children	97	179	54.2%	59.1%	60.8%	59.7%
% of FP17s for the same patient ID Re-attending between 3 & 9 months - Adults	4	7	57.1%	49.6%	52.8%	51.7%
% of FP17s for Band 1 Urgent Courses	3	176	1.7%	8.8%	8.2%	9.2%
% of FP17s Relating to Free Repair or Replacements	0	176	0.0%	0.6%	0.7%	0.7%
% of FP17s Relating to Continuations	0	176	0.0%	0.7%	0.8%	0.8%
% of Patients satisfied with the dentistry they have received	0	0	N/A	93.8%	93.2%	93.5%
% of Patients satisfied with the time they had to wait for an appointment	0	0	N/A	88.4%	88.5%	87.4%

* This is based on patients treated on this contract for their most recent course of treatment. Figures in italics indicate the base number of FP17s or Patient Questionnaire responses are less than 100. N/A is shown where the base number of responses is less than 10 during the period. % is calculated as Quantity/Base number*100

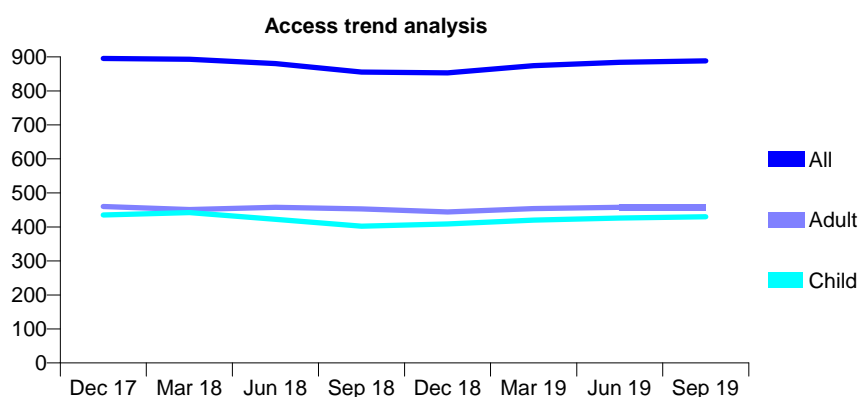
Q58 - Vital Signs At a Glance Contract Report for 765279/0003 - September 2019

Name or company name	MR NS SHAH
Contract type name	GDS Contract
Purpose of contract	General
Contract start date	14/11/2015
Contract end date	

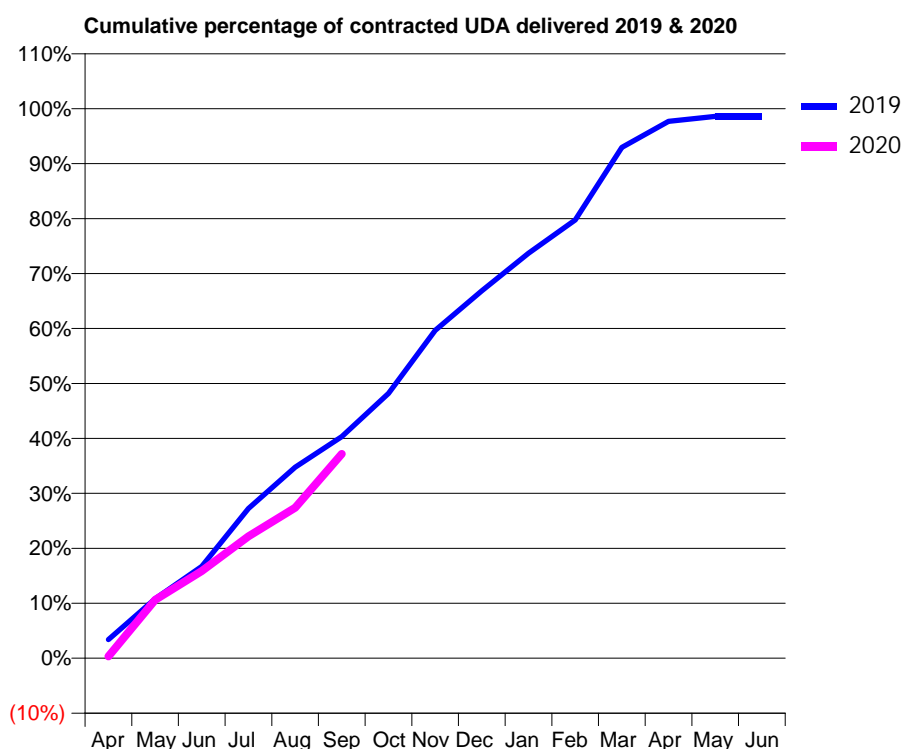
19/20 Contracted general activity (UDA)	2,010
Carry forward general activity (UDA)	0
19/20 Contracted orthodontic activity (UOA)	0
Carry forward orthodontic activity (UOA)	0
Baseline contract value	£60,074.88

ACCESS*

Patients seen in 24 months	Total	Change since previous quarter
Quarter ending September 2018	855	
Quarter ending December 2018	853	→
Quarter ending March 2019	874	↑
Quarter ending June 2019	884	→
Quarter ending September 2019	888	→
Variance since September 2018	3.9%	↑



ACTIVITY



Month	2019	2020
April	68	7
May	218	213
June	336	319
July	547	446
August	699	550
September	810	747
October	968	
November	1,199	
December	1,344	
January	1,481	
February	1,603	
March	1,868	
April	1,964	
May	1,982	
June	1,982	

QUALITY

	Quantity	Base Number	Contract	AT	Region	England
% of FP17s for the same patient ID Re-attending within 3 months - Children	16	296	5.4%	10.9%	11.3%	11.5%
% of FP17s for the same patient ID Re-attending within 3 months - Adults	29	267	10.9%	14.3%	14.7%	15.4%
% of FP17s for the same patient ID Re-attending between 3 & 9 months - Children	160	296	54.1%	59.1%	60.8%	59.7%
% of FP17s for the same patient ID Re-attending between 3 & 9 months - Adults	148	267	55.4%	49.6%	52.8%	51.7%
% of FP17s for Band 1 Urgent Courses	32	508	6.3%	8.8%	8.2%	9.2%
% of FP17s Relating to Free Repair or Replacements	0	508	0.0%	0.6%	0.7%	0.7%
% of FP17s Relating to Continuations	4	508	0.8%	0.7%	0.8%	0.8%
% of Patients satisfied with the dentistry they have received	1	1	N/A	93.8%	93.2%	93.5%
% of Patients satisfied with the time they had to wait for an appointment	0	1	N/A	88.4%	88.5%	87.4%

* This is based on patients treated on this contract for their most recent course of treatment.

Figures in italics indicate the base number of FP17s or Patient Questionnaire responses are less than 100. N/A is shown where the base number of responses is less than 10 during the period. % is calculated as Quantity/Base number*100

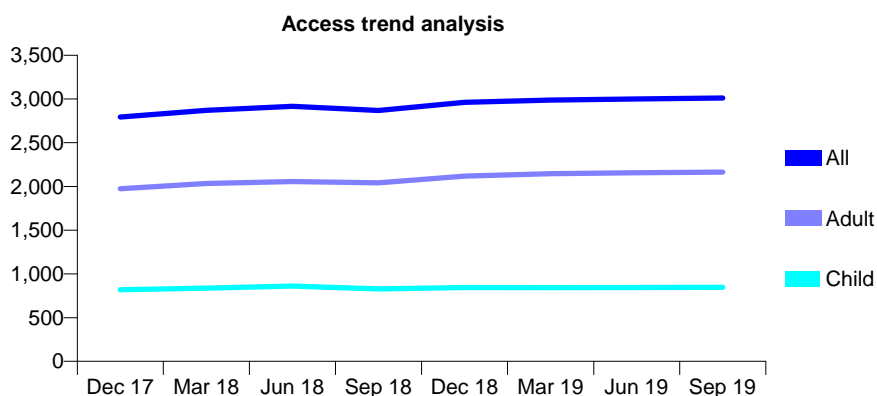
Q58 - Vital Signs At a Glance Contract Report for 767190/0001 - September 2019

Name or company name	MR S BHOGAITA
Contract type name	GDS Contract
Purpose of contract	General
Contract start date	01/04/2006
Contract end date	

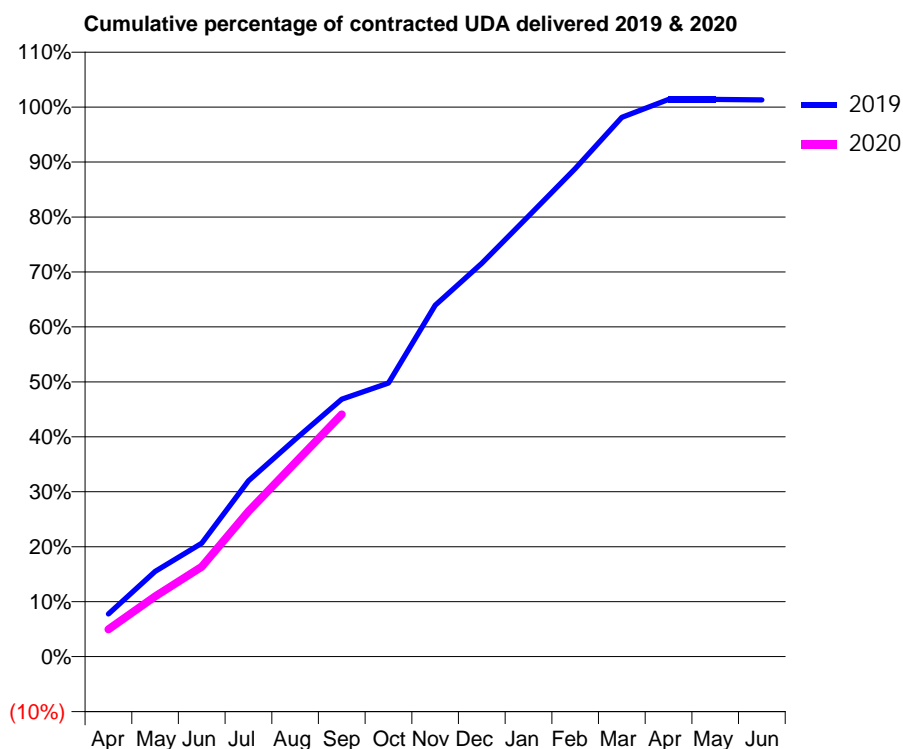
19/20 Contracted general activity (UDA)	8,100
Carry forward general activity (UDA)	0
19/20 Contracted orthodontic activity (UOA)	0
Carry forward orthodontic activity (UOA)	0
Baseline contract value	£219,657.31

ACCESS*

Patients seen in 24 months	Total	Change since previous quarter
Quarter ending September 2018	2,870	
Quarter ending December 2018	2,963	↑
Quarter ending March 2019	2,988	→
Quarter ending June 2019	3,001	→
Quarter ending September 2019	3,011	→
Variance since September 2018	4.9%	↑



ACTIVITY



Month	Adjusted Scheduled Activity (UDA)	
	2019	2020
April	629	401
May	1,256	889
June	1,671	1,325
July	2,592	2,142
August	3,202	2,859
September	3,795	3,570
October	4,032	
November	5,179	
December	5,797	
January	6,494	
February	7,193	
March	7,948	
April	8,211	
May	8,211	
June	8,206	

QUALITY

	Quantity	Base Number	Contract	AT	Region	England
% of FP17s for the same patient ID Re-attending within 3 months - Children	34	703	4.8%	10.9%	11.3%	11.5%
% of FP17s for the same patient ID Re-attending within 3 months - Adults	172	1,487	11.6%	14.3%	14.7%	15.4%
% of FP17s for the same patient ID Re-attending between 3 & 9 months - Children	472	703	67.1%	59.1%	60.8%	59.7%
% of FP17s for the same patient ID Re-attending between 3 & 9 months - Adults	734	1,487	49.4%	49.6%	52.8%	51.7%
% of FP17s for Band 1 Urgent Courses	176	1,992	8.8%	8.8%	8.2%	9.2%
% of FP17s Relating to Free Repair or Replacements	18	1,992	0.9%	0.6%	0.7%	0.7%
% of FP17s Relating to Continuations	7	1,992	0.4%	0.7%	0.8%	0.8%
% of Patients satisfied with the dentistry they have received	0	0	N/A	93.8%	93.2%	93.5%
% of Patients satisfied with the time they had to wait for an appointment	0	0	N/A	88.4%	88.5%	87.4%

* This is based on patients treated on this contract for their most recent course of treatment. Figures in italics indicate the base number of FP17s or Patient Questionnaire responses are less than 100. N/A is shown where the base number of responses is less than 10 during the period. % is calculated as Quantity/Base number*100

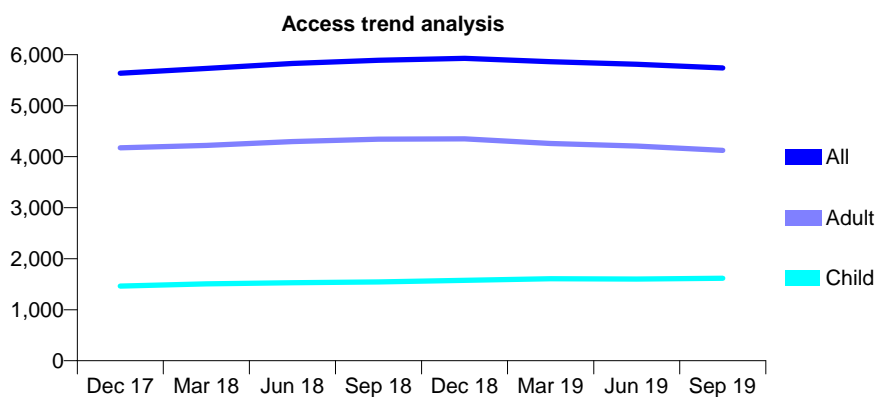
Q58 - Vital Signs At a Glance Contract Report for 767190/0003 - September 2019

Name or company name	MR S BHOGAITA
Contract type name	GDS Contract
Purpose of contract	General
Contract start date	01/10/2009
Contract end date	

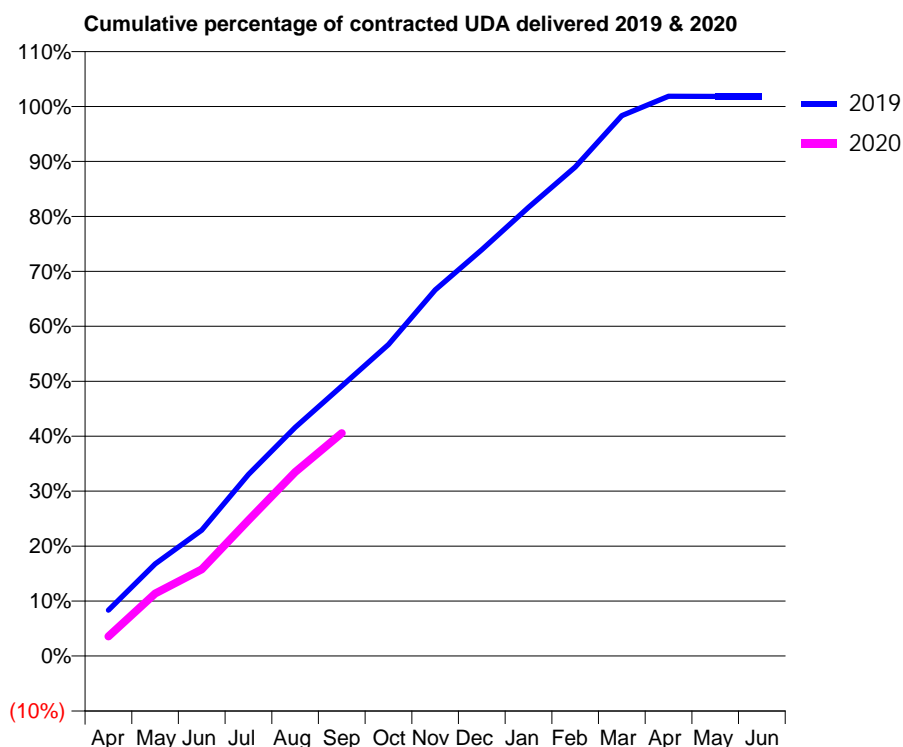
19/20 Contracted general activity (UDA)	15,691
Carry forward general activity (UDA)	0
19/20 Contracted orthodontic activity (UOA)	0
Carry forward orthodontic activity (UOA)	0
Baseline contract value	£494,264.92

ACCESS*

Patients seen in 24 months	Total	Change since previous quarter
Quarter ending September 2018	5,888	
Quarter ending December 2018	5,927	→
Quarter ending March 2019	5,864	↓
Quarter ending June 2019	5,810	→
Quarter ending September 2019	5,739	↓
Variance since September 2018	(2.5%)	↓



ACTIVITY



Month	Adjusted Scheduled Activity (UDA)	
	2019	2020
April	1,309	563
May	2,628	1,783
June	3,593	2,475
July	5,186	3,877
August	6,528	5,253
September	7,710	6,366
October	8,896	
November	10,453	
December	11,602	
January	12,812	
February	13,959	
March	15,432	
April	15,982	
May	15,978	
June	15,978	

QUALITY

	Quantity	Base Number	Contract	AT	Region	England
% of FP17s for the same patient ID Re-attending within 3 months - Children	39	1,015	3.8%	10.9%	11.3%	11.5%
% of FP17s for the same patient ID Re-attending within 3 months - Adults	177	2,178	8.1%	14.3%	14.7%	15.4%
% of FP17s for the same patient ID Re-attending between 3 & 9 months - Children	497	1,015	49.0%	59.1%	60.8%	59.7%
% of FP17s for the same patient ID Re-attending between 3 & 9 months - Adults	889	2,178	40.8%	49.6%	52.8%	51.7%
% of FP17s for Band 1 Urgent Courses	213	3,006	7.1%	8.8%	8.2%	9.2%
% of FP17s Relating to Free Repair or Replacements	20	3,006	0.7%	0.6%	0.7%	0.7%
% of FP17s Relating to Continuations	17	3,006	0.6%	0.7%	0.8%	0.8%
% of Patients satisfied with the dentistry they have received	1	2	N/A	93.8%	93.2%	93.5%
% of Patients satisfied with the time they had to wait for an appointment	1	2	N/A	88.4%	88.5%	87.4%

* This is based on patients treated on this contract for their most recent course of treatment. Figures in italics indicate the base number of FP17s or Patient Questionnaire responses are less than 100. N/A is shown where the base number of responses is less than 10 during the period. % is calculated as Quantity/Base number*100

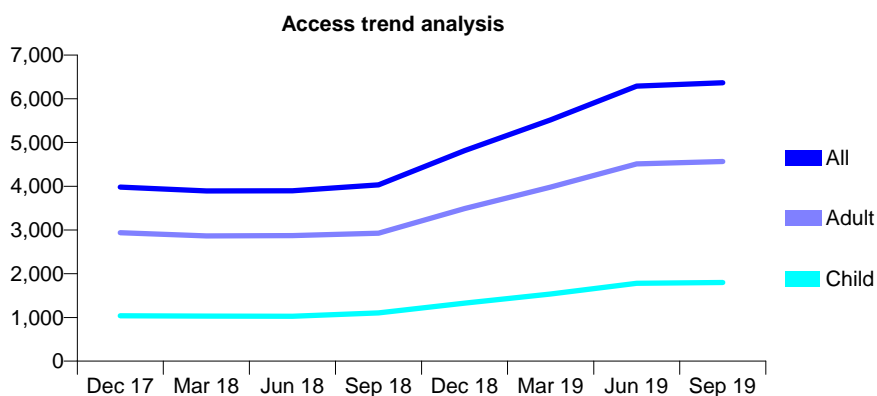
Q58 - Vital Signs At a Glance Contract Report for 768243/0001 - September 2019

Name or company name	M&N Dental Surgery
Contract type name	GDS Contract
Purpose of contract	General
Contract start date	01/04/2006
Contract end date	

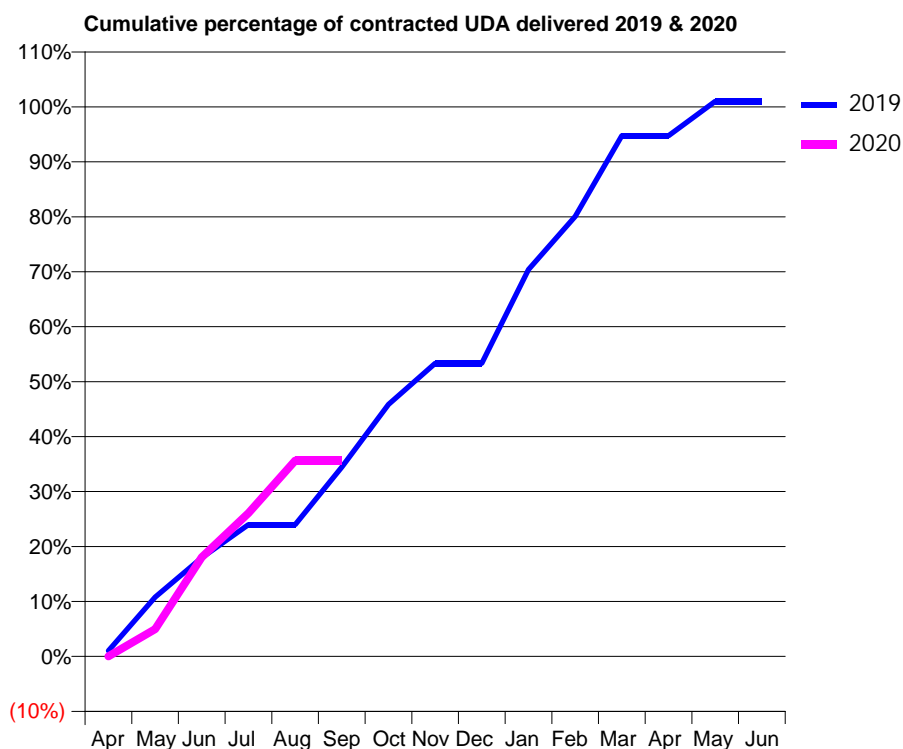
19/20 Contracted general activity (UDA)	16,000
Carry forward general activity (UDA)	0
19/20 Contracted orthodontic activity (UOA)	0
Carry forward orthodontic activity (UOA)	0
Baseline contract value	£505,808.64

ACCESS*

Patients seen in 24 months	Total	Change since previous quarter
Quarter ending September 2018	4,032	
Quarter ending December 2018	4,816	↑
Quarter ending March 2019	5,517	↑
Quarter ending June 2019	6,292	↑
Quarter ending September 2019	6,367	→
Variance since September 2018	57.9%	↑



ACTIVITY



Month	Adjusted Scheduled Activity (UDA)	
	2019	2020
April	123	0
May	1,294	794
June	2,155	2,886
July	2,879	4,173
August	2,879	5,701
September	4,135	5,701
October	5,502	
November	6,402	
December	6,402	
January	8,448	
February	9,608	
March	11,370	
April	11,370	
May	12,121	
June	12,121	

QUALITY

	Quantity	Base Number	Contract	AT	Region	England
% of FP17s for the same patient ID Re-attending within 3 months - Children	54	1,056	5.1%	10.9%	11.3%	11.5%
% of FP17s for the same patient ID Re-attending within 3 months - Adults	137	2,241	6.1%	14.3%	14.7%	15.4%
% of FP17s for the same patient ID Re-attending between 3 & 9 months - Children	487	1,056	46.1%	59.1%	60.8%	59.7%
% of FP17s for the same patient ID Re-attending between 3 & 9 months - Adults	954	2,241	42.6%	49.6%	52.8%	51.7%
% of FP17s for Band 1 Urgent Courses	199	2,922	6.8%	8.8%	8.2%	9.2%
% of FP17s Relating to Free Repair or Replacements	0	2,922	0.0%	0.6%	0.7%	0.7%
% of FP17s Relating to Continuations	16	2,922	0.5%	0.7%	0.8%	0.8%
% of Patients satisfied with the dentistry they have received	0	0	N/A	93.8%	93.2%	93.5%
% of Patients satisfied with the time they had to wait for an appointment	0	0	N/A	88.4%	88.5%	87.4%

* This is based on patients treated on this contract for their most recent course of treatment.

Figures in italics indicate the base number of FP17s or Patient Questionnaire responses are less than 100. N/A is shown where the base number of responses is less than 10 during the period. % is calculated as Quantity/Base number*100

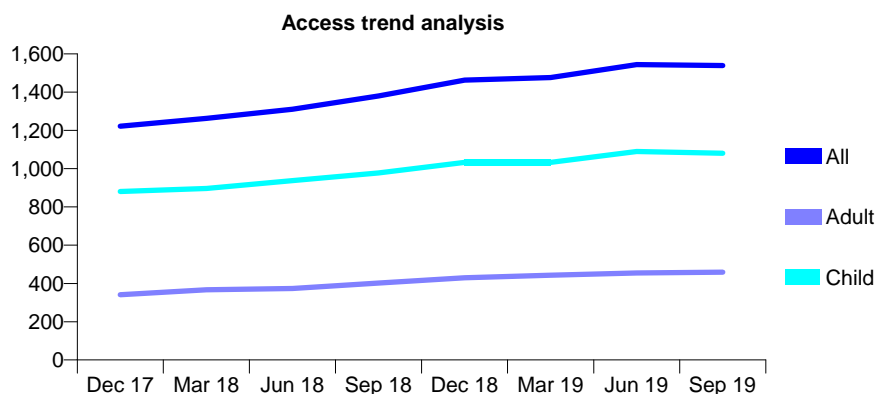
Q58 - Vital Signs At a Glance Contract Report for 770876/0001 - September 2019

Name or company name	MR SP TAILOR
Contract type name	GDS Contract
Purpose of contract	General
Contract start date	04/04/2008
Contract end date	

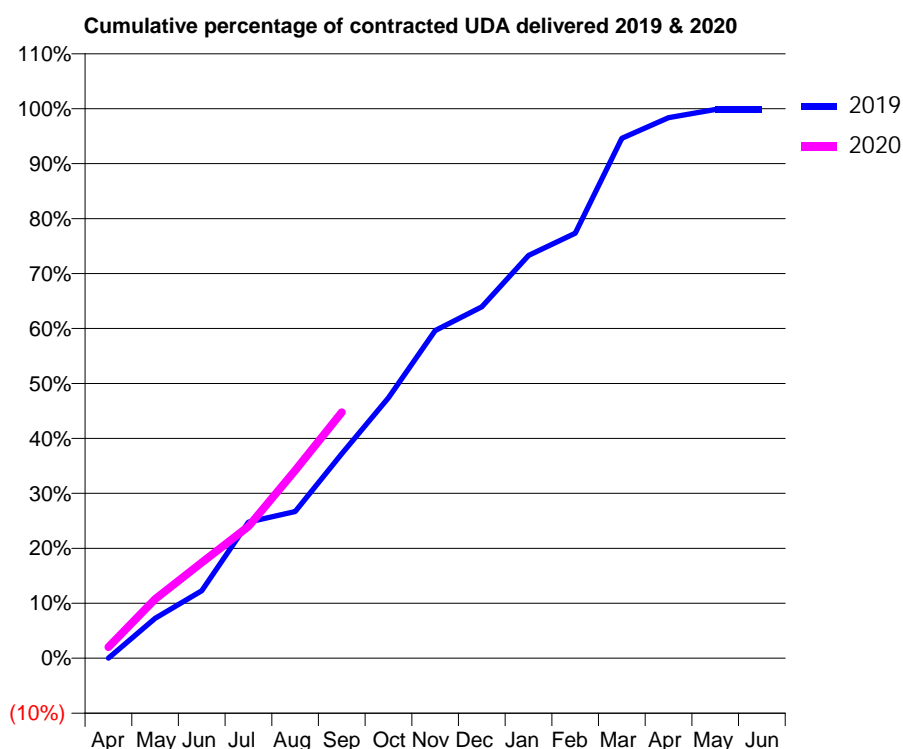
19/20 Contracted general activity (UDA)	3,400
Carry forward general activity (UDA)	5
19/20 Contracted orthodontic activity (UOA)	0
Carry forward orthodontic activity (UOA)	0
Baseline contract value	£87,666.28

ACCESS*

Patients seen in 24 months	Total	Change since previous quarter
Quarter ending September 2018	1,380	
Quarter ending December 2018	1,463	↑
Quarter ending March 2019	1,476	→
Quarter ending June 2019	1,544	↑
Quarter ending September 2019	1,539	→
Variance since September 2018	11.5%	↑



ACTIVITY



Month	2019	2020
April	0	69
May	247	366
June	418	592
July	842	816
August	908	1,162
September	1,265	1,522
October	1,611	
November	2,028	
December	2,173	
January	2,491	
February	2,629	
March	3,217	
April	3,345	
May	3,395	
June	3,395	

QUALITY

	Quantity	Base Number	Contract	AT	Region	England
% of FP17s for the same patient ID Re-attending within 3 months - Children	50	888	5.6%	10.9%	11.3%	11.5%
% of FP17s for the same patient ID Re-attending within 3 months - Adults	32	251	12.7%	14.3%	14.7%	15.4%
% of FP17s for the same patient ID Re-attending between 3 & 9 months - Children	550	888	61.9%	59.1%	60.8%	59.7%
% of FP17s for the same patient ID Re-attending between 3 & 9 months - Adults	116	251	46.2%	49.6%	52.8%	51.7%
% of FP17s for Band 1 Urgent Courses	41	1,053	3.9%	8.8%	8.2%	9.2%
% of FP17s Relating to Free Repair or Replacements	0	1,053	0.0%	0.6%	0.7%	0.7%
% of FP17s Relating to Continuations	0	1,053	0.0%	0.7%	0.8%	0.8%
% of Patients satisfied with the dentistry they have received	0	0	N/A	93.8%	93.2%	93.5%
% of Patients satisfied with the time they had to wait for an appointment	0	0	N/A	88.4%	88.5%	87.4%

* This is based on patients treated on this contract for their most recent course of treatment.

Figures in italics indicate the base number of FP17s or Patient Questionnaire responses are less than 100. N/A is shown where the base number of responses is less than 10 during the period. % is calculated as Quantity/Base number*100

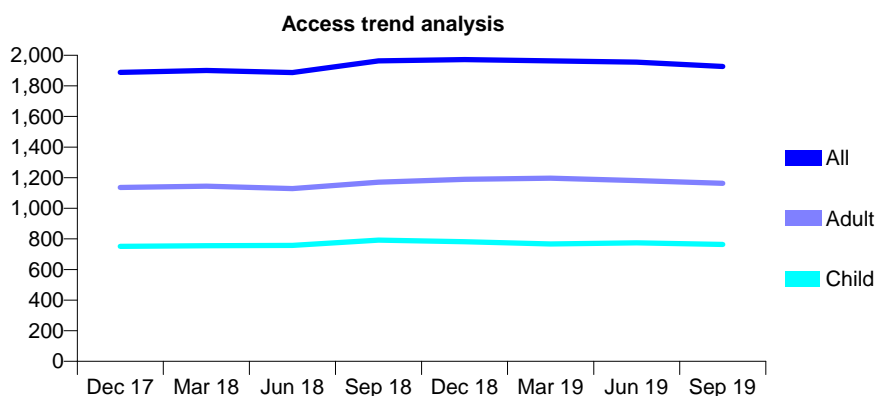
Q58 - Vital Signs At a Glance Contract Report for 771007/0001 - September 2019

Name or company name	MISS SL BENTLEY
Contract type name	GDS Contract
Purpose of contract	General
Contract start date	01/04/2010
Contract end date	

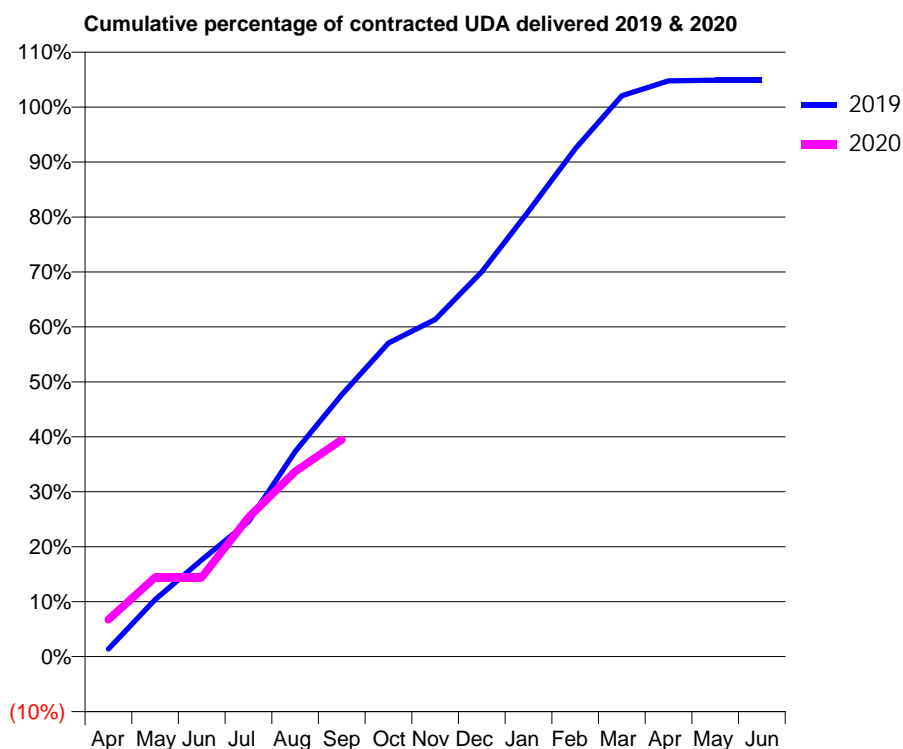
19/20 Contracted general activity (UDA)	4,899
Carry forward general activity (UDA)	-97
19/20 Contracted orthodontic activity (UOA)	0
Carry forward orthodontic activity (UOA)	0
Baseline contract value	£131,740.67

ACCESS*

Patients seen in 24 months	Total	Change since previous quarter
Quarter ending September 2018	1,964	
Quarter ending December 2018	1,972	→
Quarter ending March 2019	1,964	→
Quarter ending June 2019	1,955	→
Quarter ending September 2019	1,927	↓
Variance since September 2018	(1.9%)	↓



ACTIVITY



Month	Adjusted Scheduled Activity (UDA)	
	2019	2020
April	68	329
May	509	707
June	863	707
July	1,204	1,241
August	1,829	1,650
September	2,335	1,934
October	2,795	
November	3,006	
December	3,431	
January	3,971	
February	4,527	
March	5,000	
April	5,133	
May	5,139	
June	5,139	

QUALITY

	Quantity	Base Number	Contract	AT	Region	England
% of FP17s for the same patient ID Re-attending within 3 months - Children	55	543	10.1%	10.9%	11.3%	11.5%
% of FP17s for the same patient ID Re-attending within 3 months - Adults	129	721	17.9%	14.3%	14.7%	15.4%
% of FP17s for the same patient ID Re-attending between 3 & 9 months - Children	369	543	68.0%	59.1%	60.8%	59.7%
% of FP17s for the same patient ID Re-attending between 3 & 9 months - Adults	412	721	57.1%	49.6%	52.8%	51.7%
% of FP17s for Band 1 Urgent Courses	94	1,170	8.0%	8.8%	8.2%	9.2%
% of FP17s Relating to Free Repair or Replacements	13	1,170	1.1%	0.6%	0.7%	0.7%
% of FP17s Relating to Continuations	20	1,170	1.7%	0.7%	0.8%	0.8%
% of Patients satisfied with the dentistry they have received	0	0	N/A	93.8%	93.2%	93.5%
% of Patients satisfied with the time they had to wait for an appointment	0	0	N/A	88.4%	88.5%	87.4%

* This is based on patients treated on this contract for their most recent course of treatment. Figures in italics indicate the base number of FP17s or Patient Questionnaire responses are less than 100. N/A is shown where the base number of responses is less than 10 during the period. % is calculated as Quantity/Base number*100

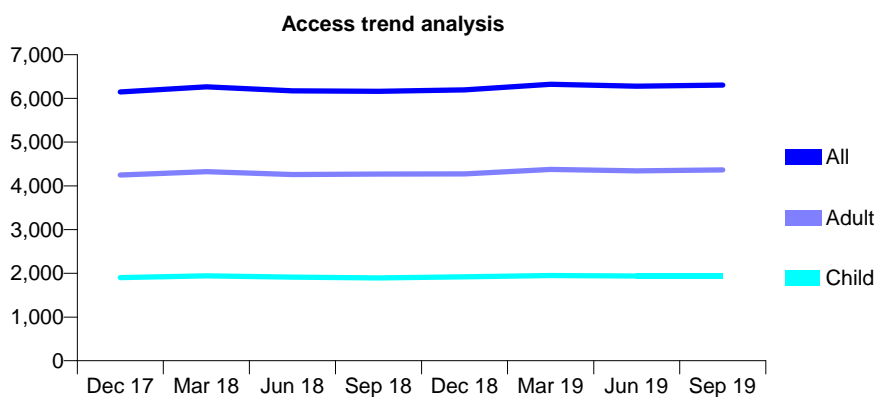
Q58 - Vital Signs At a Glance Contract Report for 772208/0001 - September 2019

Name or company name	MR L GIDARAKOS
Contract type name	GDS Contract
Purpose of contract	General
Contract start date	01/04/2006
Contract end date	

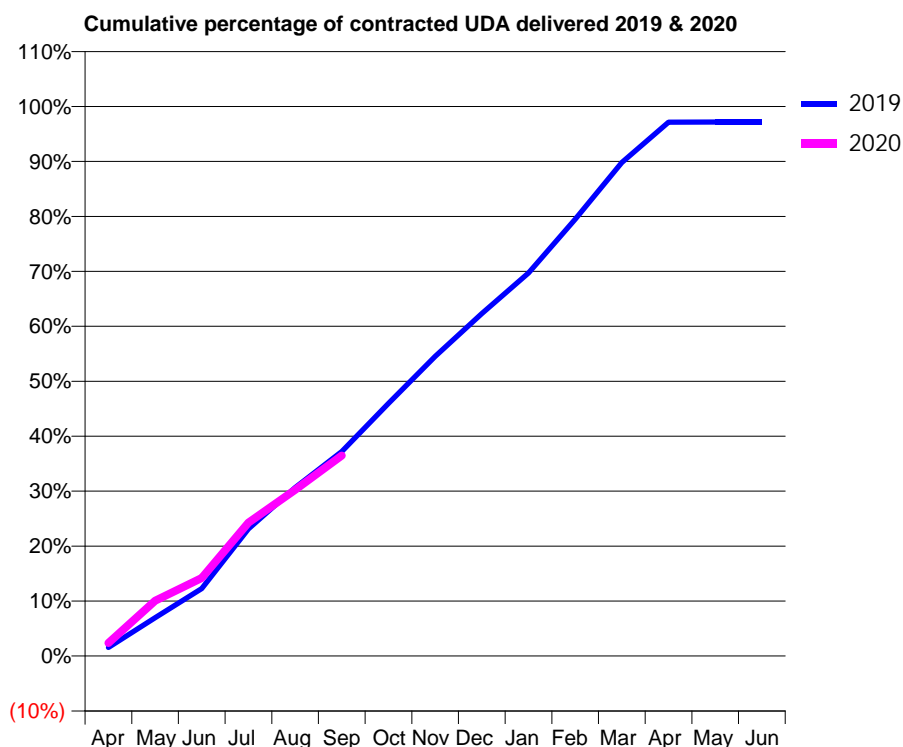
19/20 Contracted general activity (UDA)	14,944
Carry forward general activity (UDA)	0
19/20 Contracted orthodontic activity (UOA)	0
Carry forward orthodontic activity (UOA)	0
Baseline contract value	£427,412.98

ACCESS*

Patients seen in 24 months	Total	Change since previous quarter
Quarter ending September 2018	6,163	
Quarter ending December 2018	6,194	→
Quarter ending March 2019	6,322	↑
Quarter ending June 2019	6,278	→
Quarter ending September 2019	6,304	→
Variance since September 2018	2.3%	↑



ACTIVITY



Month	Adjusted Scheduled Activity (UDA)	
	2019	2020
April	235	352
May	1,044	1,503
June	1,833	2,124
July	3,458	3,628
August	4,583	4,520
September	5,562	5,454
October	6,872	
November	8,151	
December	9,310	
January	10,417	
February	11,879	
March	13,420	
April	14,515	
May	14,517	
June	14,520	

QUALITY

	Quantity	Base Number	Contract	AT	Region	England
% of FP17s for the same patient ID Re-attending within 3 months - Children	49	1,322	3.7%	10.9%	11.3%	11.5%
% of FP17s for the same patient ID Re-attending within 3 months - Adults	216	2,385	9.1%	14.3%	14.7%	15.4%
% of FP17s for the same patient ID Re-attending between 3 & 9 months - Children	820	1,322	62.0%	59.1%	60.8%	59.7%
% of FP17s for the same patient ID Re-attending between 3 & 9 months - Adults	1,241	2,385	52.0%	49.6%	52.8%	51.7%
% of FP17s for Band 1 Urgent Courses	229	3,263	7.0%	8.8%	8.2%	9.2%
% of FP17s Relating to Free Repair or Replacements	24	3,263	0.7%	0.6%	0.7%	0.7%
% of FP17s Relating to Continuations	8	3,263	0.2%	0.7%	0.8%	0.8%
% of Patients satisfied with the dentistry they have received	3	3	N/A	93.8%	93.2%	93.5%
% of Patients satisfied with the time they had to wait for an appointment	2	3	N/A	88.4%	88.5%	87.4%

* This is based on patients treated on this contract for their most recent course of treatment. Figures in italics indicate the base number of FP17s or Patient Questionnaire responses are less than 100. N/A is shown where the base number of responses is less than 10 during the period. % is calculated as Quantity/Base number*100

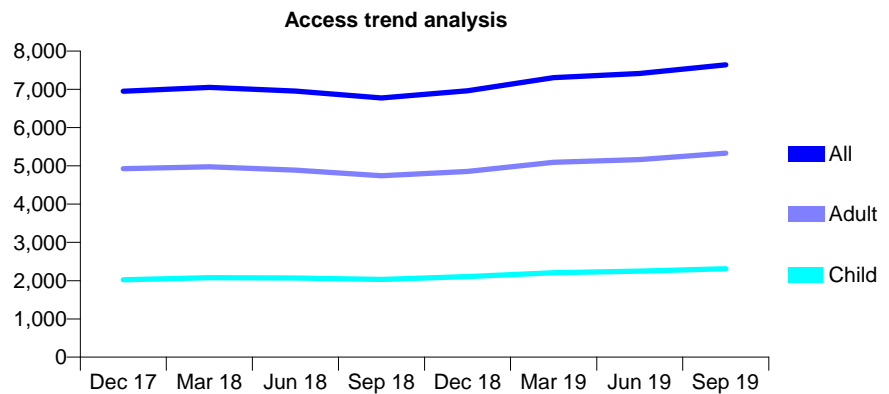
Q58 - Vital Signs At a Glance Contract Report for 780944/0002 - September 2019

Name or company name	MR AA YELLON
Contract type name	GDS Contract
Purpose of contract	General
Contract start date	01/11/2007
Contract end date	

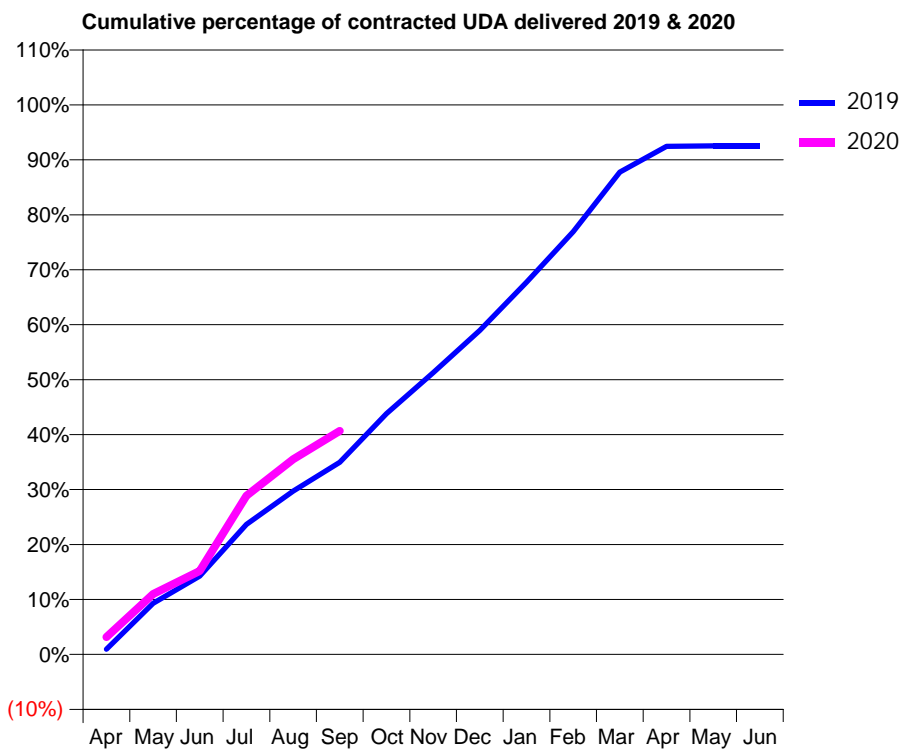
19/20 Contracted general activity (UDA)	28,356
Carry forward general activity (UDA)	0
19/20 Contracted orthodontic activity (UOA)	0
Carry forward orthodontic activity (UOA)	0
Baseline contract value	£802,446.73

ACCESS*

Patients seen in 24 months	Total	Change since previous quarter
Quarter ending September 2018	6,776	
Quarter ending December 2018	6,962	↑
Quarter ending March 2019	7,304	↑
Quarter ending June 2019	7,411	→
Quarter ending September 2019	7,639	↑
Variance since September 2018	12.7%	↑



ACTIVITY



Month	2019	2020
April	273	897
May	2,636	3,119
June	4,046	4,308
July	6,715	8,182
August	8,425	10,072
September	9,915	11,530
October	12,422	
November	14,537	
December	16,721	
January	19,202	
February	21,813	
March	24,889	
April	26,215	
May	26,238	
June	26,242	

QUALITY

	Quantity	Base Number	Contract	AT	Region	England
% of FP17s for the same patient ID Re-attending within 3 months - Children	60	1,563	3.8%	10.9%	11.3%	11.5%
% of FP17s for the same patient ID Re-attending within 3 months - Adults	285	3,322	8.6%	14.3%	14.7%	15.4%
% of FP17s for the same patient ID Re-attending between 3 & 9 months - Children	921	1,563	58.9%	59.1%	60.8%	59.7%
% of FP17s for the same patient ID Re-attending between 3 & 9 months - Adults	1,837	3,322	55.3%	49.6%	52.8%	51.7%
% of FP17s for Band 1 Urgent Courses	187	4,477	4.2%	8.8%	8.2%	9.2%
% of FP17s Relating to Free Repair or Replacements	61	4,477	1.4%	0.6%	0.7%	0.7%
% of FP17s Relating to Continuations	27	4,477	0.6%	0.7%	0.8%	0.8%
% of Patients satisfied with the dentistry they have received	2	2	N/A	93.8%	93.2%	93.5%
% of Patients satisfied with the time they had to wait for an appointment	2	2	N/A	88.4%	88.5%	87.4%

* This is based on patients treated on this contract for their most recent course of treatment. Figures in italics indicate the base number of FP17s or Patient Questionnaire responses are less than 100. N/A is shown where the base number of responses is less than 10 during the period. % is calculated as Quantity/Base number*100

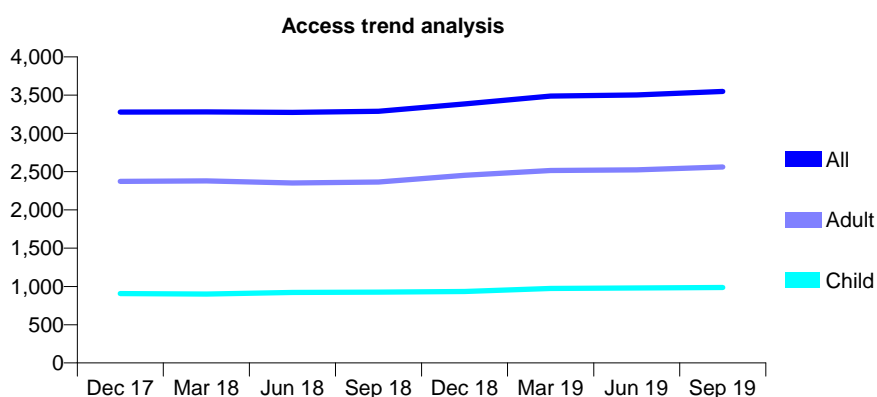
Q58 - Vital Signs At a Glance Contract Report for 781606/0001 - September 2019

Name or company name	Jashan Jethwa
Contract type name	GDS Contract
Purpose of contract	General
Contract start date	01/05/2011
Contract end date	

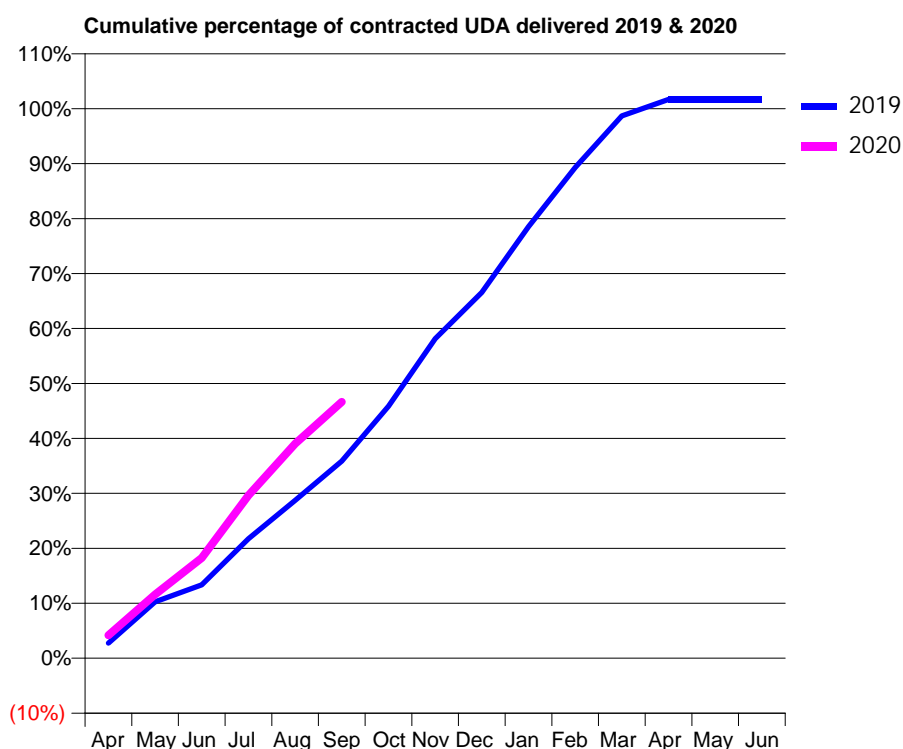
19/20 Contracted general activity (UDA)	11,038
Carry forward general activity (UDA)	0
19/20 Contracted orthodontic activity (UOA)	0
Carry forward orthodontic activity (UOA)	0
Baseline contract value	£271,284.75

ACCESS*

Patients seen in 24 months	Total	Change since previous quarter
Quarter ending September 2018	3,289	
Quarter ending December 2018	3,386	↑
Quarter ending March 2019	3,487	↑
Quarter ending June 2019	3,503	→
Quarter ending September 2019	3,548	→
Variance since September 2018	7.9%	↑



ACTIVITY



Month	2019	2020
April	303	462
May	1,134	1,281
June	1,473	2,016
July	2,403	3,271
August	3,173	4,308
September	3,958	5,149
October	5,060	
November	6,417	
December	7,346	
January	8,670	
February	9,855	
March	10,892	
April	11,221	
May	11,221	
June	11,221	

QUALITY

	Quantity	Base Number	Contract	AT	Region	England
% of FP17s for the same patient ID Re-attending within 3 months - Children	34	879	3.9%	10.9%	11.3%	11.5%
% of FP17s for the same patient ID Re-attending within 3 months - Adults	160	1,766	9.1%	14.3%	14.7%	15.4%
% of FP17s for the same patient ID Re-attending between 3 & 9 months - Children	620	879	70.5%	59.1%	60.8%	59.7%
% of FP17s for the same patient ID Re-attending between 3 & 9 months - Adults	1,084	1,766	61.4%	49.6%	52.8%	51.7%
% of FP17s for Band 1 Urgent Courses	106	2,512	4.2%	8.8%	8.2%	9.2%
% of FP17s Relating to Free Repair or Replacements	22	2,512	0.9%	0.6%	0.7%	0.7%
% of FP17s Relating to Continuations	29	2,512	1.2%	0.7%	0.8%	0.8%
% of Patients satisfied with the dentistry they have received	1	1	N/A	93.8%	93.2%	93.5%
% of Patients satisfied with the time they had to wait for an appointment	1	1	N/A	88.4%	88.5%	87.4%

* This is based on patients treated on this contract for their most recent course of treatment. Figures in italics indicate the base number of FP17s or Patient Questionnaire responses are less than 100. N/A is shown where the base number of responses is less than 10 during the period. % is calculated as Quantity/Base number*100

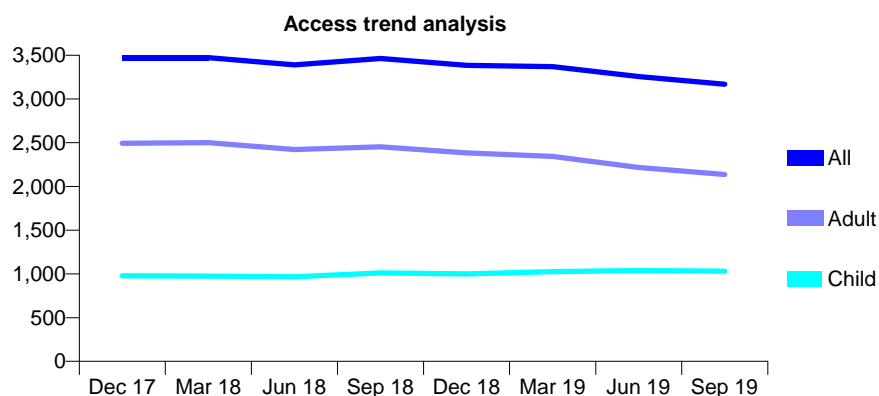
Q58 - Vital Signs At a Glance Contract Report for 785210/0001 - September 2019

Name or company name	MR MP PATEL
Contract type name	GDS Contract
Purpose of contract	General
Contract start date	02/10/2006
Contract end date	

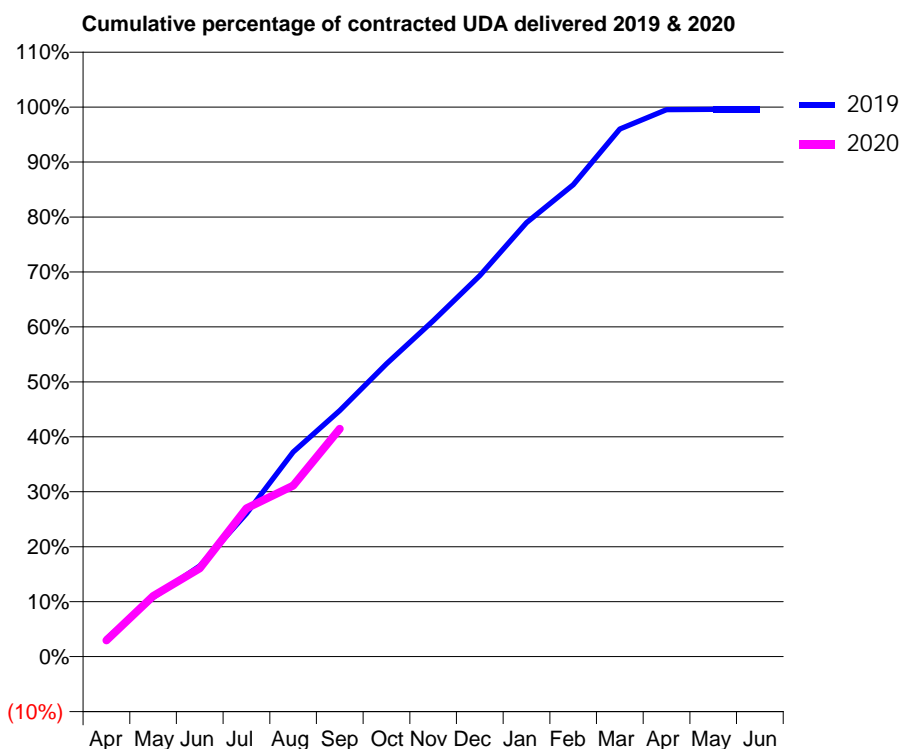
19/20 Contracted general activity (UDA)	7,731
Carry forward general activity (UDA)	0
19/20 Contracted orthodontic activity (UOA)	0
Carry forward orthodontic activity (UOA)	0
Baseline contract value	£189,150.54

ACCESS*

Patients seen in 24 months	Total	Change since previous quarter
Quarter ending September 2018	3,463	
Quarter ending December 2018	3,385	↓
Quarter ending March 2019	3,369	→
Quarter ending June 2019	3,257	↓
Quarter ending September 2019	3,168	↓
Variance since September 2018	(8.5%)	↓



ACTIVITY



Month	Adjusted Scheduled Activity (UDA)	
	2019	2020
April	251	229
May	832	853
June	1,275	1,241
July	2,012	2,088
August	2,878	2,405
September	3,462	3,205
October	4,118	
November	4,724	
December	5,358	
January	6,107	
February	6,639	
March	7,422	
April	7,694	
May	7,698	
June	7,698	

QUALITY

	Quantity	Base Number	Contract	AT	Region	England
% of FP17s for the same patient ID Re-attending within 3 months - Children	47	839	5.6%	10.9%	11.3%	11.5%
% of FP17s for the same patient ID Re-attending within 3 months - Adults	156	1,350	11.6%	14.3%	14.7%	15.4%
% of FP17s for the same patient ID Re-attending between 3 & 9 months - Children	587	839	70.0%	59.1%	60.8%	59.7%
% of FP17s for the same patient ID Re-attending between 3 & 9 months - Adults	782	1,350	57.9%	49.6%	52.8%	51.7%
% of FP17s for Band 1 Urgent Courses	106	2,054	5.2%	8.8%	8.2%	9.2%
% of FP17s Relating to Free Repair or Replacements	12	2,054	0.6%	0.6%	0.7%	0.7%
% of FP17s Relating to Continuations	0	2,054	0.0%	0.7%	0.8%	0.8%
% of Patients satisfied with the dentistry they have received	1	1	N/A	93.8%	93.2%	93.5%
% of Patients satisfied with the time they had to wait for an appointment	1	1	N/A	88.4%	88.5%	87.4%

* This is based on patients treated on this contract for their most recent course of treatment. Figures in italics indicate the base number of FP17s or Patient Questionnaire responses are less than 100. N/A is shown where the base number of responses is less than 10 during the period. % is calculated as Quantity/Base number*100

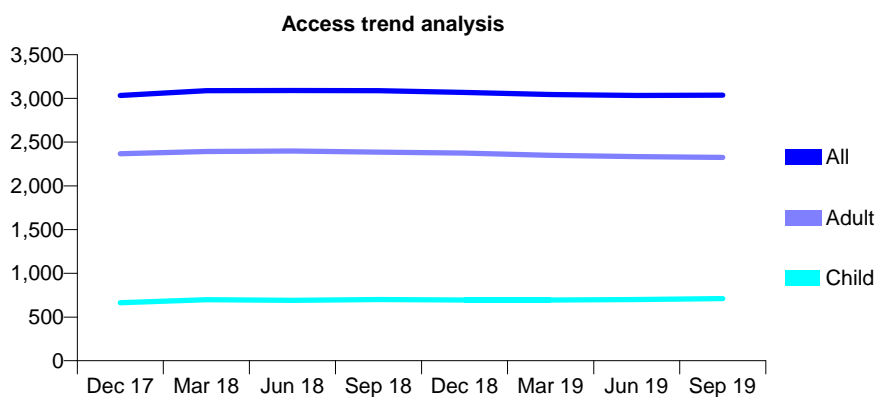
Q58 - Vital Signs At a Glance Contract Report for 786306/0001 - September 2019

Name or company name	MR K OLEJNICZAK
Contract type name	GDS Contract
Purpose of contract	General
Contract start date	01/08/2006
Contract end date	

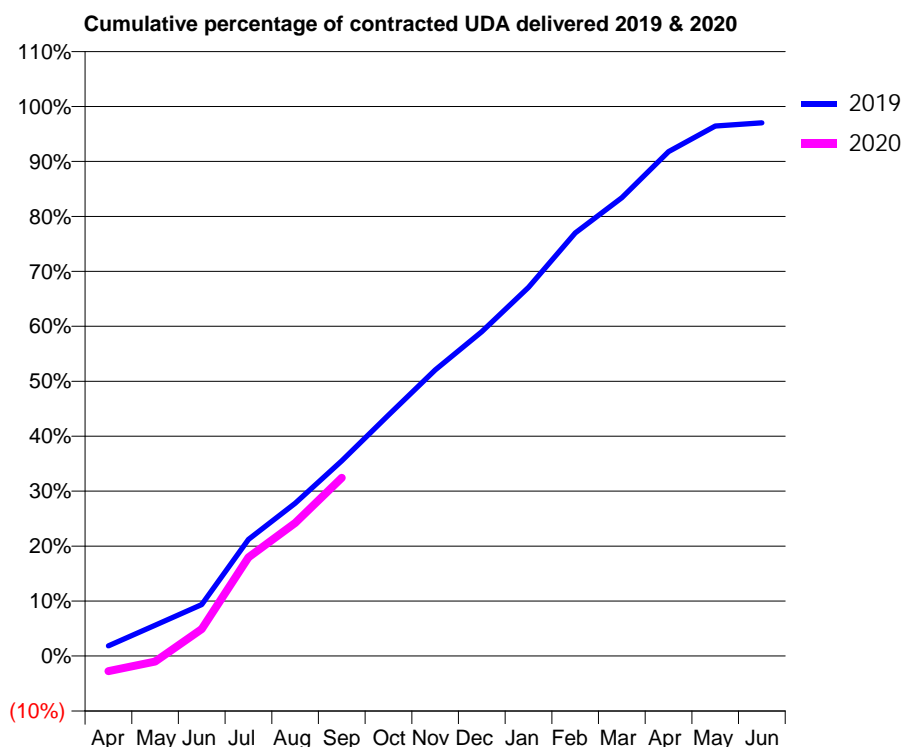
19/20 Contracted general activity (UDA)	9,500
Carry forward general activity (UDA)	283
19/20 Contracted orthodontic activity (UOA)	0
Carry forward orthodontic activity (UOA)	0
Baseline contract value	£232,909.03

ACCESS*

Patients seen in 24 months	Total	Change since previous quarter
Quarter ending September 2018	3,087	
Quarter ending December 2018	3,067	→
Quarter ending March 2019	3,045	→
Quarter ending June 2019	3,033	→
Quarter ending September 2019	3,037	→
Variance since September 2018	(1.6%)	↓



ACTIVITY



Month	Adjusted Scheduled Activity (UDA)	
	2019	2020
April	177	-264
May	534	-97
June	891	467
July	2,015	1,704
August	2,642	2,303
September	3,374	3,080
October	4,165	
November	4,946	
December	5,609	
January	6,374	
February	7,314	
March	7,922	
April	8,721	
May	9,159	
June	9,216	

QUALITY

	Quantity	Base Number	Contract	AT	Region	England
% of FP17s for the same patient ID Re-attending within 3 months - Children	39	525	7.4%	10.9%	11.3%	11.5%
% of FP17s for the same patient ID Re-attending within 3 months - Adults	183	1,591	11.5%	14.3%	14.7%	15.4%
% of FP17s for the same patient ID Re-attending between 3 & 9 months - Children	353	525	67.2%	59.1%	60.8%	59.7%
% of FP17s for the same patient ID Re-attending between 3 & 9 months - Adults	967	1,591	60.8%	49.6%	52.8%	51.7%
% of FP17s for Band 1 Urgent Courses	89	1,712	5.2%	8.8%	8.2%	9.2%
% of FP17s Relating to Free Repair or Replacements	18	1,712	1.1%	0.6%	0.7%	0.7%
% of FP17s Relating to Continuations	37	1,712	2.2%	0.7%	0.8%	0.8%
% of Patients satisfied with the dentistry they have received	1	1	N/A	93.8%	93.2%	93.5%
% of Patients satisfied with the time they had to wait for an appointment	1	1	N/A	88.4%	88.5%	87.4%

* This is based on patients treated on this contract for their most recent course of treatment. Figures in italics indicate the base number of FP17s or Patient Questionnaire responses are less than 100. N/A is shown where the base number of responses is less than 10 during the period. % is calculated as Quantity/Base number*100

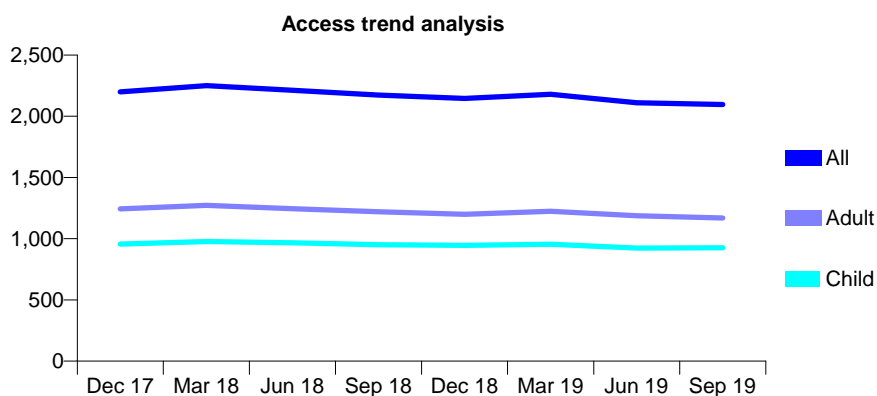
Q58 - Vital Signs At a Glance Contract Report for 788902/0001 - September 2019

Name or company name	MR SS PATEL
Contract type name	GDS Contract
Purpose of contract	General
Contract start date	01/12/2011
Contract end date	

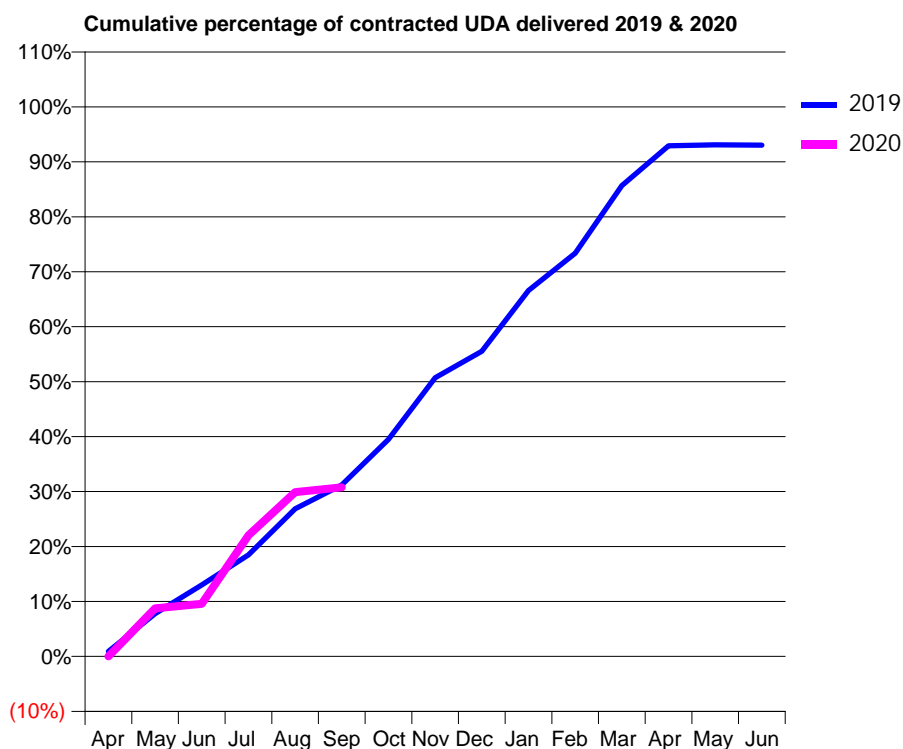
19/20 Contracted general activity (UDA)	9,420
Carry forward general activity (UDA)	0
19/20 Contracted orthodontic activity (UOA)	0
Carry forward orthodontic activity (UOA)	0
Baseline contract value	£257,516.44

ACCESS*

Patients seen in 24 months	Total	Change since previous quarter
Quarter ending September 2018	2,173	
Quarter ending December 2018	2,145	↓
Quarter ending March 2019	2,179	→
Quarter ending June 2019	2,111	↓
Quarter ending September 2019	2,096	→
Variance since September 2018	(3.5%)	↓



ACTIVITY



Month	Adjusted Scheduled Activity (UDA)	
	2019	2020
April	87	0
May	735	823
June	1,225	902
July	1,741	2,075
August	2,531	2,815
September	2,940	2,896
October	3,723	
November	4,779	
December	5,232	
January	6,275	
February	6,912	
March	8,069	
April	8,752	
May	8,767	
June	8,764	

QUALITY

	Quantity	Base Number	Contract	AT	Region	England
% of FP17s for the same patient ID Re-attending within 3 months - Children	66	668	9.9%	10.9%	11.3%	11.5%
% of FP17s for the same patient ID Re-attending within 3 months - Adults	102	712	14.3%	14.3%	14.7%	15.4%
% of FP17s for the same patient ID Re-attending between 3 & 9 months - Children	439	668	65.7%	59.1%	60.8%	59.7%
% of FP17s for the same patient ID Re-attending between 3 & 9 months - Adults	432	712	60.7%	49.6%	52.8%	51.7%
% of FP17s for Band 1 Urgent Courses	47	1,237	3.8%	8.8%	8.2%	9.2%
% of FP17s Relating to Free Repair or Replacements	7	1,237	0.6%	0.6%	0.7%	0.7%
% of FP17s Relating to Continuations	5	1,237	0.4%	0.7%	0.8%	0.8%
% of Patients satisfied with the dentistry they have received	1	1	N/A	93.8%	93.2%	93.5%
% of Patients satisfied with the time they had to wait for an appointment	1	1	N/A	88.4%	88.5%	87.4%

* This is based on patients treated on this contract for their most recent course of treatment. Figures in italics indicate the base number of FP17s or Patient Questionnaire responses are less than 100. N/A is shown where the base number of responses is less than 10 during the period. % is calculated as Quantity/Base number*100

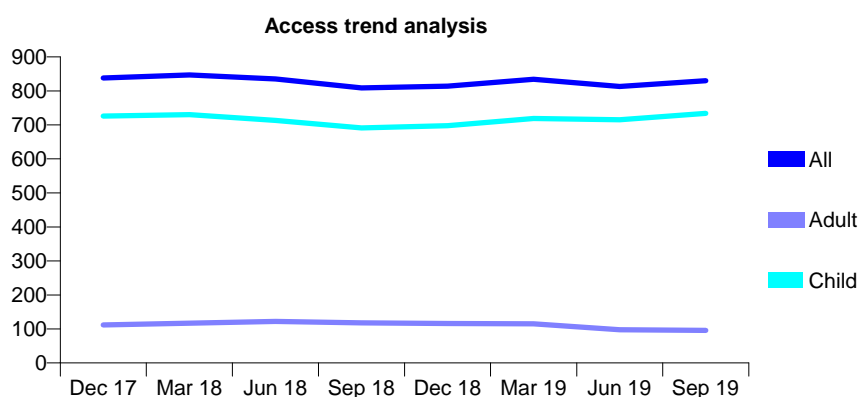
Q58 - Vital Signs At a Glance Contract Report for 788902/0002 - September 2019

Name or company name	MR SS PATEL
Contract type name	GDS Contract
Purpose of contract	General
Contract start date	01/04/2015
Contract end date	

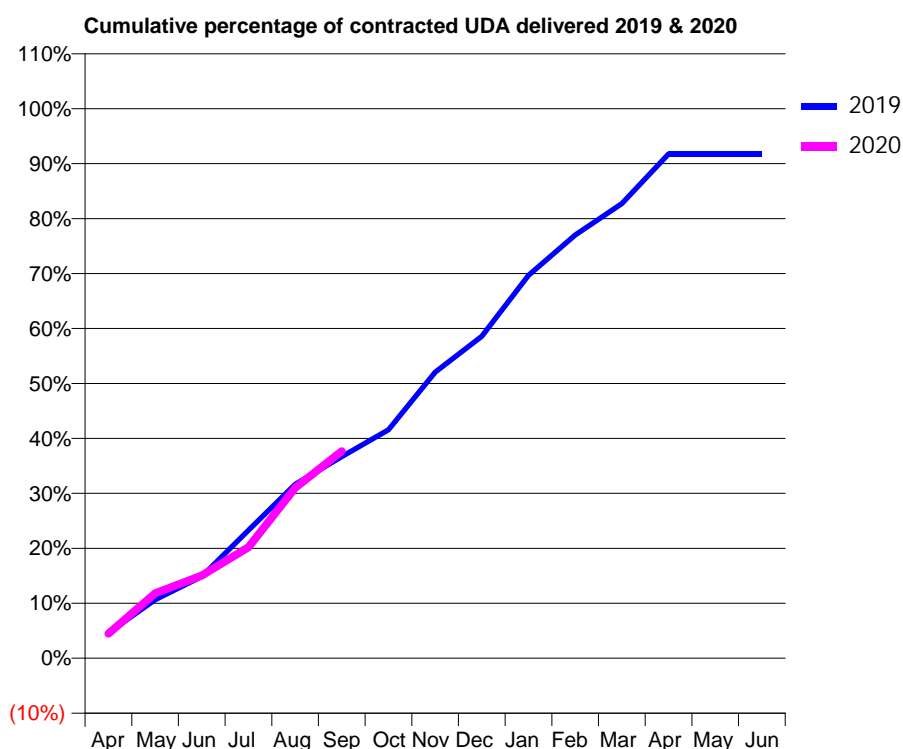
19/20 Contracted general activity (UDA)	2,600
Carry forward general activity (UDA)	0
19/20 Contracted orthodontic activity (UOA)	0
Carry forward orthodontic activity (UOA)	0
Baseline contract value	£61,382.89

ACCESS*

Patients seen in 24 months	Total	Change since previous quarter
Quarter ending September 2018	809	
Quarter ending December 2018	814	→
Quarter ending March 2019	834	↑
Quarter ending June 2019	813	↓
Quarter ending September 2019	830	↑
Variance since September 2018	2.6%	↑



ACTIVITY



Month	2019	2020
April	120	117
May	276	307
June	386	391
July	605	525
August	822	806
September	953	980
October	1,081	
November	1,354	
December	1,524	
January	1,812	
February	2,002	
March	2,150	
April	2,385	
May	2,385	
June	2,385	

QUALITY

	Quantity	Base Number	Contract	AT	Region	England
% of FP17s for the same patient ID Re-attending within 3 months - Children	47	651	7.2%	10.9%	11.3%	11.5%
% of FP17s for the same patient ID Re-attending within 3 months - Adults	4	30	13.3%	14.3%	14.7%	15.4%
% of FP17s for the same patient ID Re-attending between 3 & 9 months - Children	449	651	69.0%	59.1%	60.8%	59.7%
% of FP17s for the same patient ID Re-attending between 3 & 9 months - Adults	22	30	73.3%	49.6%	52.8%	51.7%
% of FP17s for Band 1 Urgent Courses	13	578	2.2%	8.8%	8.2%	9.2%
% of FP17s Relating to Free Repair or Replacements	0	578	0.0%	0.6%	0.7%	0.7%
% of FP17s Relating to Continuations	0	578	0.0%	0.7%	0.8%	0.8%
% of Patients satisfied with the dentistry they have received	0	0	N/A	93.8%	93.2%	93.5%
% of Patients satisfied with the time they had to wait for an appointment	0	0	N/A	88.4%	88.5%	87.4%

* This is based on patients treated on this contract for their most recent course of treatment.

Figures in italics indicate the base number of FP17s or Patient Questionnaire responses are less than 100. N/A is shown where the base number of responses is less than 10 during the period. % is calculated as Quantity/Base number*100

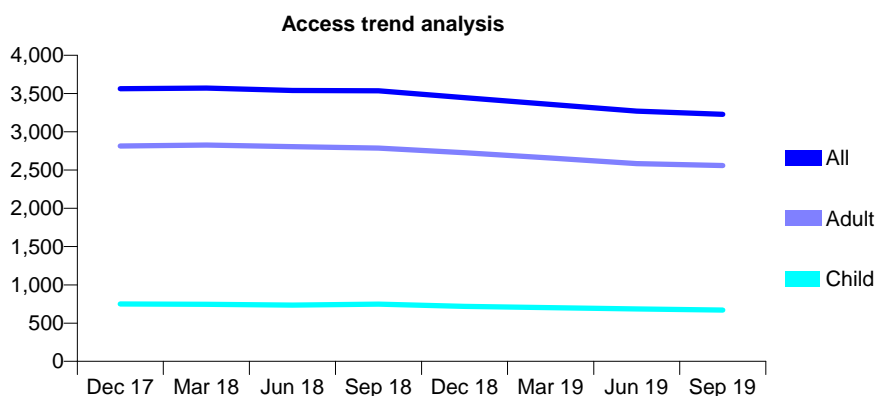
Q58 - Vital Signs At a Glance Contract Report for 795836/0001 - September 2019

Name or company name	Mr Uche Oguike
Contract type name	GDS Contract
Purpose of contract	General
Contract start date	01/04/2006
Contract end date	

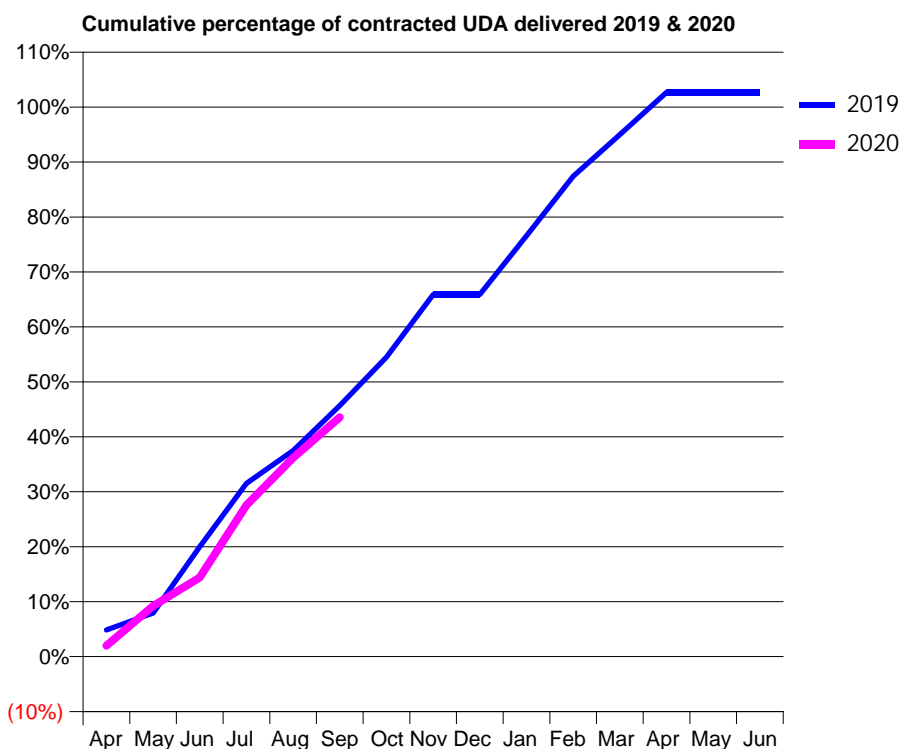
19/20 Contracted general activity (UDA)	7,850
Carry forward general activity (UDA)	-157
19/20 Contracted orthodontic activity (UOA)	0
Carry forward orthodontic activity (UOA)	0
Baseline contract value	£287,483.83

ACCESS*

Patients seen in 24 months	Total	Change since previous quarter
Quarter ending September 2018	3,535	
Quarter ending December 2018	3,446	↓
Quarter ending March 2019	3,358	↓
Quarter ending June 2019	3,270	↓
Quarter ending September 2019	3,229	↓
Variance since September 2018	(8.7%)	↓



ACTIVITY



Month	Adjusted Scheduled Activity (UDA)	
	2019	2020
April	383	157
May	623	725
June	1,571	1,130
July	2,475	2,165
August	2,944	2,841
September	3,587	3,418
October	4,279	
November	5,173	
December	5,173	
January	6,011	
February	6,861	
March	7,454	
April	8,059	
May	8,059	
June	8,059	

QUALITY

	Quantity	Base Number	Contract	AT	Region	England
% of FP17s for the same patient ID Re-attending within 3 months - Children	19	467	4.1%	10.9%	11.3%	11.5%
% of FP17s for the same patient ID Re-attending within 3 months - Adults	155	1,636	9.5%	14.3%	14.7%	15.4%
% of FP17s for the same patient ID Re-attending between 3 & 9 months - Children	238	467	51.0%	59.1%	60.8%	59.7%
% of FP17s for the same patient ID Re-attending between 3 & 9 months - Adults	720	1,636	44.0%	49.6%	52.8%	51.7%
% of FP17s for Band 1 Urgent Courses	97	1,847	5.3%	8.8%	8.2%	9.2%
% of FP17s Relating to Free Repair or Replacements	8	1,847	0.4%	0.6%	0.7%	0.7%
% of FP17s Relating to Continuations	26	1,847	1.4%	0.7%	0.8%	0.8%
% of Patients satisfied with the dentistry they have received	2	2	N/A	93.8%	93.2%	93.5%
% of Patients satisfied with the time they had to wait for an appointment	2	2	N/A	88.4%	88.5%	87.4%

* This is based on patients treated on this contract for their most recent course of treatment. Figures in italics indicate the base number of FP17s or Patient Questionnaire responses are less than 100. N/A is shown where the base number of responses is less than 10 during the period. % is calculated as Quantity/Base number*100

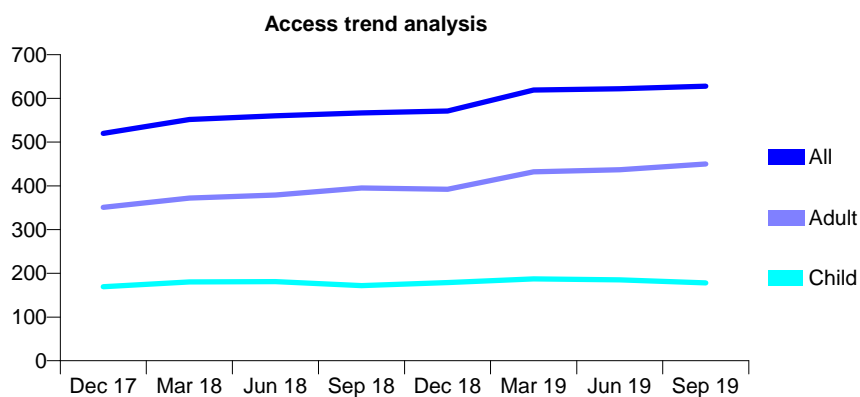
Q58 - Vital Signs At a Glance Contract Report for 807702/0001 - September 2019

Name or company name	MR HK KOCH
Contract type name	GDS Contract
Purpose of contract	General
Contract start date	01/04/2006
Contract end date	

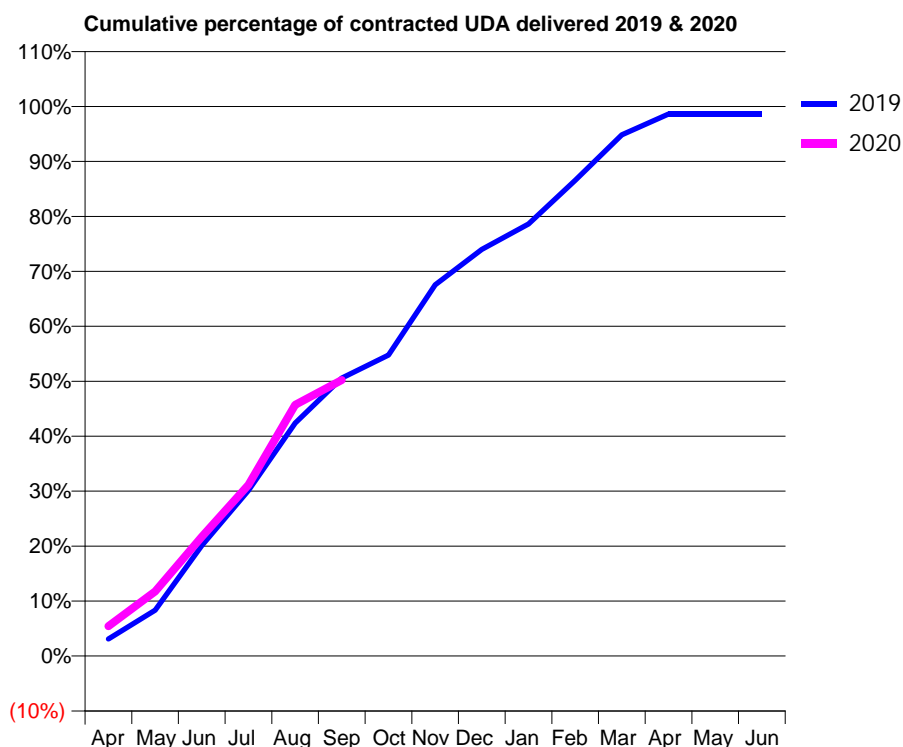
19/20 Contracted general activity (UDA)	1,573
Carry forward general activity (UDA)	0
19/20 Contracted orthodontic activity (UOA)	0
Carry forward orthodontic activity (UOA)	0
Baseline contract value	£56,980.17

ACCESS*

Patients seen in 24 months	Total	Change since previous quarter
Quarter ending September 2018	567	
Quarter ending December 2018	571	→
Quarter ending March 2019	619	↑
Quarter ending June 2019	622	→
Quarter ending September 2019	628	→
Variance since September 2018	10.8%	↑



ACTIVITY



Month	Adjusted Scheduled Activity (UDA)	
	2019	2020
April	49	86
May	131	185
June	316	341
July	474	490
August	667	719
September	796	790
October	861	
November	1,062	
December	1,164	
January	1,237	
February	1,362	
March	1,491	
April	1,551	
May	1,551	
June	1,551	

QUALITY

	Quantity	Base Number	Contract	AT	Region	England
% of FP17s for the same patient ID Re-attending within 3 months - Children	12	139	8.6%	10.9%	11.3%	11.5%
% of FP17s for the same patient ID Re-attending within 3 months - Adults	36	263	13.7%	14.3%	14.7%	15.4%
% of FP17s for the same patient ID Re-attending between 3 & 9 months - Children	86	139	61.9%	59.1%	60.8%	59.7%
% of FP17s for the same patient ID Re-attending between 3 & 9 months - Adults	141	263	53.6%	49.6%	52.8%	51.7%
% of FP17s for Band 1 Urgent Courses	20	367	5.4%	8.8%	8.2%	9.2%
% of FP17s Relating to Free Repair or Replacements	0	367	0.0%	0.6%	0.7%	0.7%
% of FP17s Relating to Continuations	0	367	0.0%	0.7%	0.8%	0.8%
% of Patients satisfied with the dentistry they have received	0	0	N/A	93.8%	93.2%	93.5%
% of Patients satisfied with the time they had to wait for an appointment	0	0	N/A	88.4%	88.5%	87.4%

* This is based on patients treated on this contract for their most recent course of treatment. Figures in italics indicate the base number of FP17s or Patient Questionnaire responses are less than 100. N/A is shown where the base number of responses is less than 10 during the period. % is calculated as Quantity/Base number*100

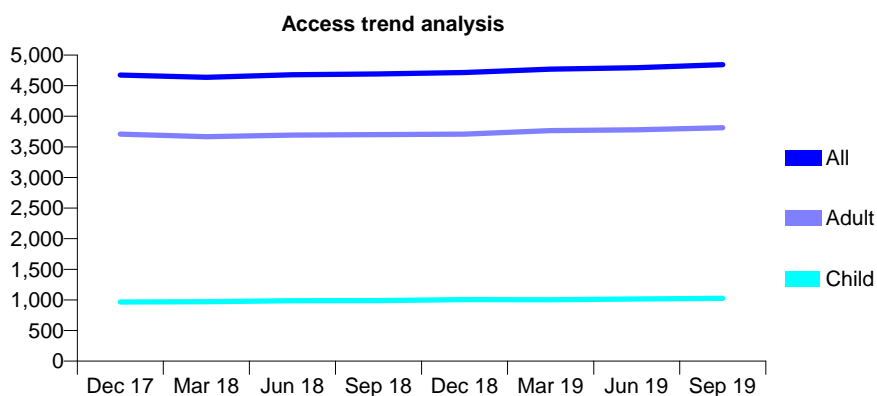
Q58 - Vital Signs At a Glance Contract Report for 810851/0001 - September 2019

Name or company name	Leverstock Green Dental Practice
Contract type name	GDS Contract
Purpose of contract	General
Contract start date	01/04/2006
Contract end date	

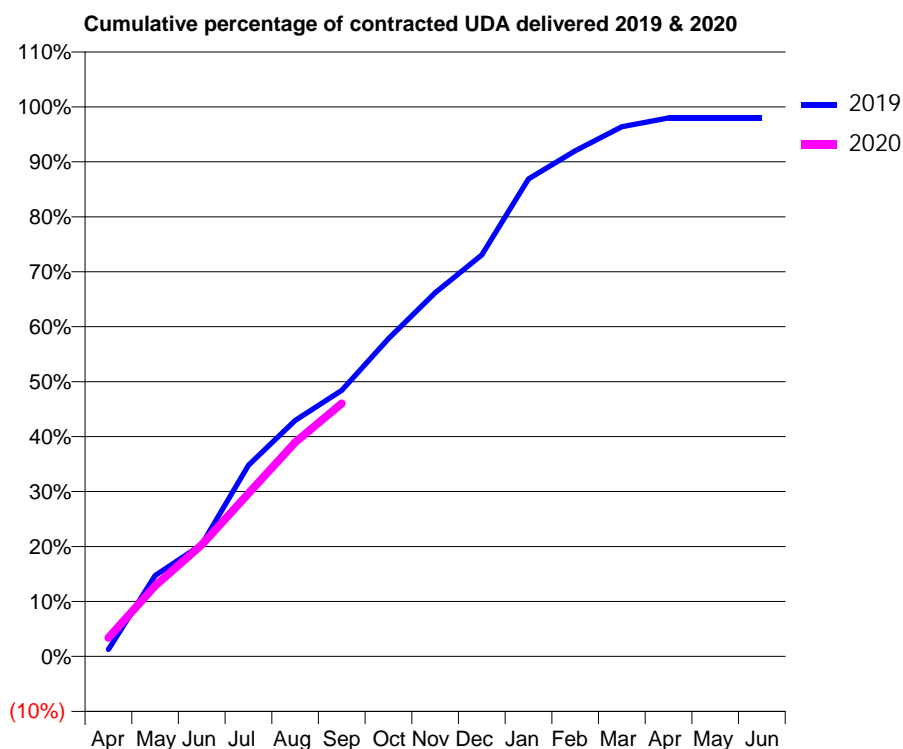
19/20 Contracted general activity (UDA)	11,052
Carry forward general activity (UDA)	0
19/20 Contracted orthodontic activity (UOA)	0
Carry forward orthodontic activity (UOA)	0
Baseline contract value	£310,298.86

ACCESS*

Patients seen in 24 months	Total	Change since previous quarter
Quarter ending September 2018	4,691	
Quarter ending December 2018	4,715	→
Quarter ending March 2019	4,770	→
Quarter ending June 2019	4,795	→
Quarter ending September 2019	4,842	→
Variance since September 2018	3.2%	↑



ACTIVITY



Month	2019	2020
April	140	377
May	1,628	1,419
June	2,251	2,246
July	3,845	3,280
August	4,747	4,307
September	5,351	5,087
October	6,390	
November	7,316	
December	8,073	
January	9,603	
February	10,168	
March	10,651	
April	10,829	
May	10,829	
June	10,829	

QUALITY

	Quantity	Base Number	Contract	AT	Region	England
% of FP17s for the same patient ID Re-attending within 3 months - Children	53	821	6.5%	10.9%	11.3%	11.5%
% of FP17s for the same patient ID Re-attending within 3 months - Adults	210	2,642	7.9%	14.3%	14.7%	15.4%
% of FP17s for the same patient ID Re-attending between 3 & 9 months - Children	535	821	65.2%	59.1%	60.8%	59.7%
% of FP17s for the same patient ID Re-attending between 3 & 9 months - Adults	1,617	2,642	61.2%	49.6%	52.8%	51.7%
% of FP17s for Band 1 Urgent Courses	204	3,326	6.1%	8.8%	8.2%	9.2%
% of FP17s Relating to Free Repair or Replacements	17	3,326	0.5%	0.6%	0.7%	0.7%
% of FP17s Relating to Continuations	0	3,326	0.0%	0.7%	0.8%	0.8%
% of Patients satisfied with the dentistry they have received	0	0	N/A	93.8%	93.2%	93.5%
% of Patients satisfied with the time they had to wait for an appointment	0	0	N/A	88.4%	88.5%	87.4%

* This is based on patients treated on this contract for their most recent course of treatment. Figures in italics indicate the base number of FP17s or Patient Questionnaire responses are less than 100. N/A is shown where the base number of responses is less than 10 during the period. % is calculated as Quantity/Base number*100

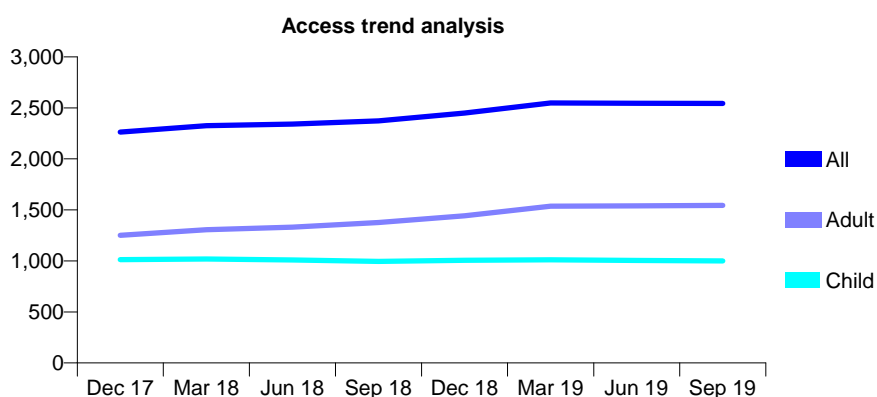
Q58 - Vital Signs At a Glance Contract Report for 811815/0001 - September 2019

Name or company name	Church Road Dental Practice
Contract type name	GDS Contract
Purpose of contract	General
Contract start date	01/04/2006
Contract end date	

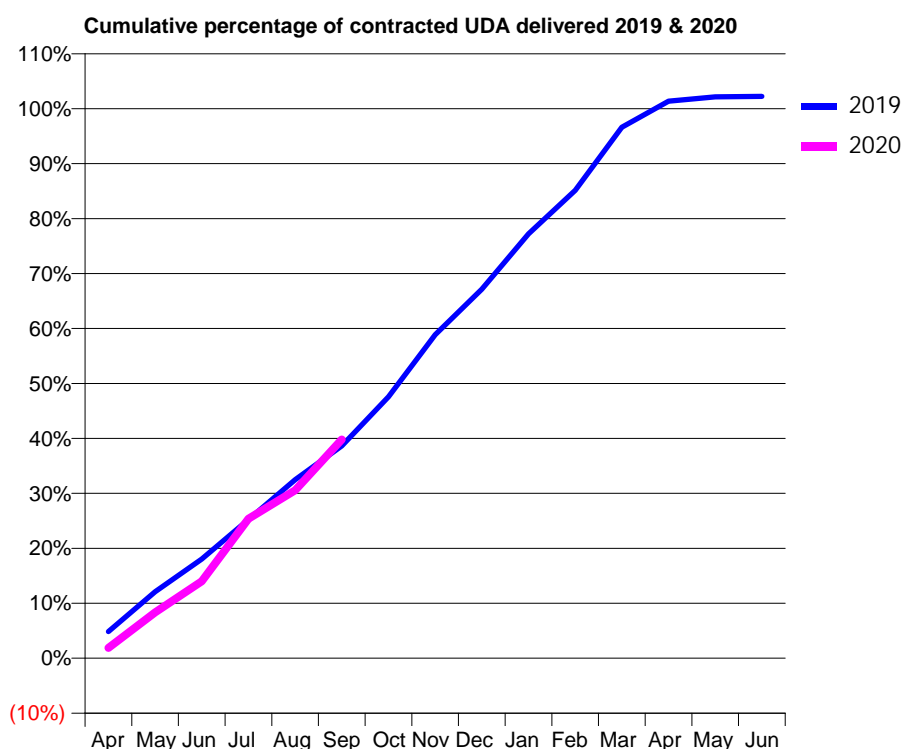
19/20 Contracted general activity (UDA)	4,725
Carry forward general activity (UDA)	0
19/20 Contracted orthodontic activity (UOA)	0
Carry forward orthodontic activity (UOA)	0
Baseline contract value	£136,205.18

ACCESS*

Patients seen in 24 months	Total	Change since previous quarter
Quarter ending September 2018	2,372	
Quarter ending December 2018	2,449	↑
Quarter ending March 2019	2,548	↑
Quarter ending June 2019	2,544	→
Quarter ending September 2019	2,543	→
Variance since September 2018	7.2%	↑



ACTIVITY



Month	2019	2020
April	230	88
May	572	394
June	853	661
July	1,193	1,199
August	1,535	1,444
September	1,825	1,880
October	2,248	
November	2,781	
December	3,172	
January	3,649	
February	4,023	
March	4,565	
April	4,789	
May	4,827	
June	4,830	

QUALITY

	Quantity	Base Number	Contract	AT	Region	England
% of FP17s for the same patient ID Re-attending within 3 months - Children	52	698	7.4%	10.9%	11.3%	11.5%
% of FP17s for the same patient ID Re-attending within 3 months - Adults	133	926	14.4%	14.3%	14.7%	15.4%
% of FP17s for the same patient ID Re-attending between 3 & 9 months - Children	290	698	41.5%	59.1%	60.8%	59.7%
% of FP17s for the same patient ID Re-attending between 3 & 9 months - Adults	400	926	43.2%	49.6%	52.8%	51.7%
% of FP17s for Band 1 Urgent Courses	72	1,134	6.3%	8.8%	8.2%	9.2%
% of FP17s Relating to Free Repair or Replacements	1	1,134	0.1%	0.6%	0.7%	0.7%
% of FP17s Relating to Continuations	2	1,134	0.2%	0.7%	0.8%	0.8%
% of Patients satisfied with the dentistry they have received	0	0	N/A	93.8%	93.2%	93.5%
% of Patients satisfied with the time they had to wait for an appointment	0	0	N/A	88.4%	88.5%	87.4%

* This is based on patients treated on this contract for their most recent course of treatment.

Figures in italics indicate the base number of FP17s or Patient Questionnaire responses are less than 100. N/A is shown where the base number of responses is less than 10 during the period. % is calculated as Quantity/Base number*100

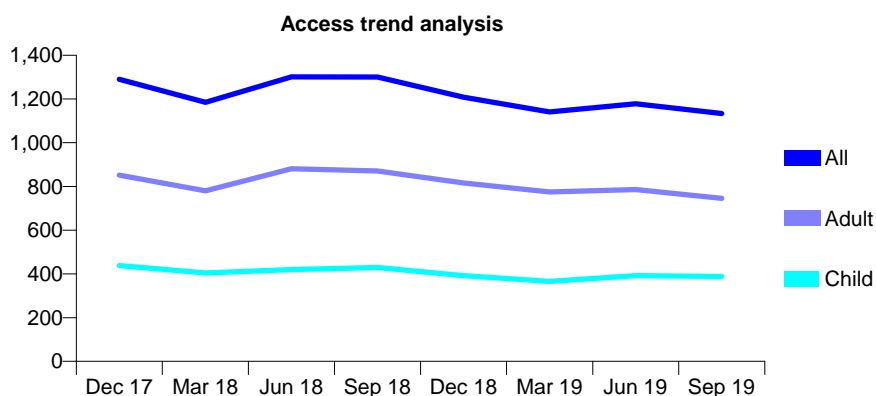
Q58 - Vital Signs At a Glance Contract Report for 813923/0001 - September 2019

Name or company name	MR JS MANDAIR
Contract type name	GDS Contract
Purpose of contract	General
Contract start date	01/04/2006
Contract end date	

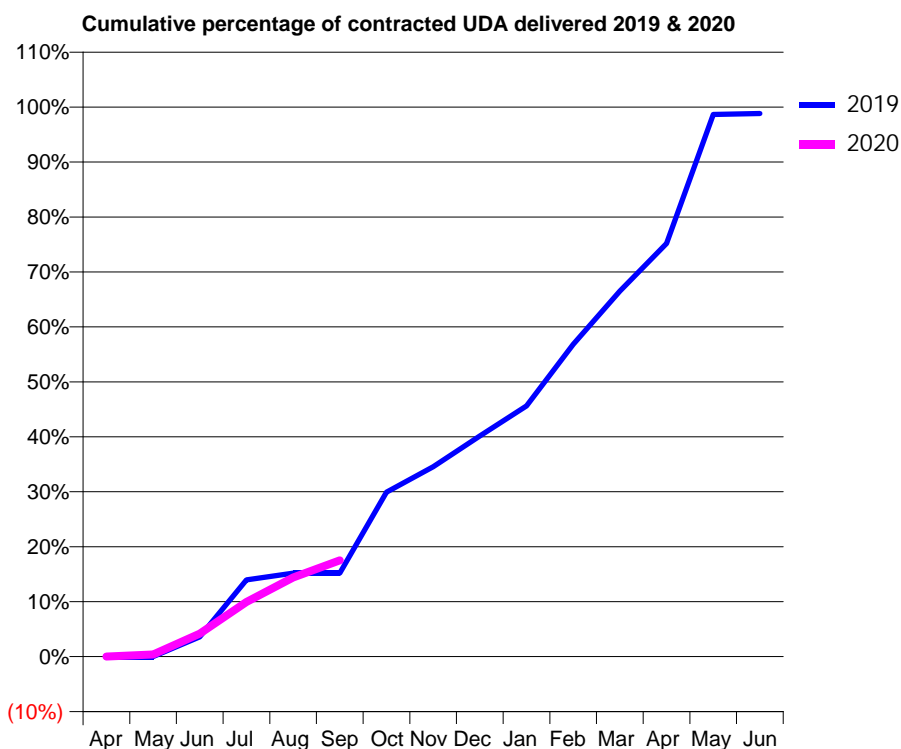
19/20 Contracted general activity (UDA)	6,659
Carry forward general activity (UDA)	0
19/20 Contracted orthodontic activity (UOA)	0
Carry forward orthodontic activity (UOA)	0
Baseline contract value	£238,204.92

ACCESS*

Patients seen in 24 months	Total	Change since previous quarter
Quarter ending September 2018	1,300	
Quarter ending December 2018	1,208	↓
Quarter ending March 2019	1,141	↓
Quarter ending June 2019	1,178	↑
Quarter ending September 2019	1,134	↓
Variance since September 2018	(12.8%)	↓



ACTIVITY



Month	Adjusted Scheduled Activity (UDA)	
	2019	2020
April	0	0
May	0	27
June	240	278
July	929	664
August	1,012	958
September	1,012	1,167
October	1,994	
November	2,303	
December	2,673	
January	3,037	
February	3,785	
March	4,428	
April	5,007	
May	6,569	
June	6,581	

QUALITY

	Quantity	Base Number	Contract	AT	Region	England
% of FP17s for the same patient ID Re-attending within 3 months - Children	16	175	9.1%	10.9%	11.3%	11.5%
% of FP17s for the same patient ID Re-attending within 3 months - Adults	159	420	37.9%	14.3%	14.7%	15.4%
% of FP17s for the same patient ID Re-attending between 3 & 9 months - Children	43	175	24.6%	59.1%	60.8%	59.7%
% of FP17s for the same patient ID Re-attending between 3 & 9 months - Adults	70	420	16.7%	49.6%	52.8%	51.7%
% of FP17s for Band 1 Urgent Courses	39	264	14.8%	8.8%	8.2%	9.2%
% of FP17s Relating to Free Repair or Replacements	0	264	0.0%	0.6%	0.7%	0.7%
% of FP17s Relating to Continuations	0	264	0.0%	0.7%	0.8%	0.8%
% of Patients satisfied with the dentistry they have received	1	1	N/A	93.8%	93.2%	93.5%
% of Patients satisfied with the time they had to wait for an appointment	1	1	N/A	88.4%	88.5%	87.4%

* This is based on patients treated on this contract for their most recent course of treatment. Figures in italics indicate the base number of FP17s or Patient Questionnaire responses are less than 100. N/A is shown where the base number of responses is less than 10 during the period. % is calculated as Quantity/Base number*100

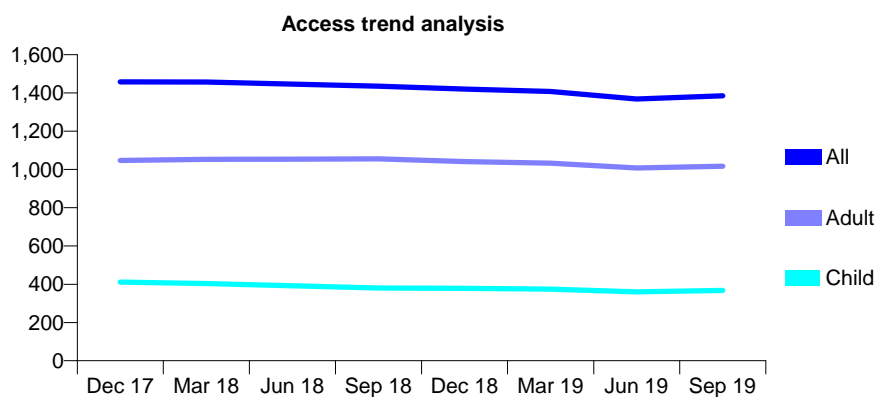
Q58 - Vital Signs At a Glance Contract Report for 815012/0001 - September 2019

Name or company name	MR JP NORRIS
Contract type name	GDS Contract
Purpose of contract	General
Contract start date	01/04/2006
Contract end date	

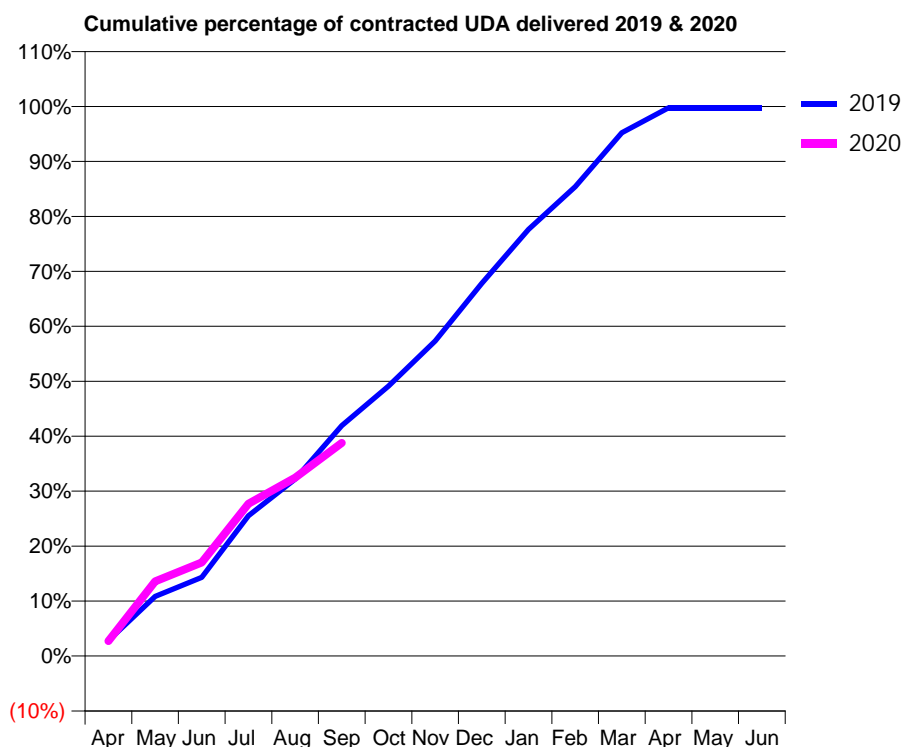
19/20 Contracted general activity (UDA)	1,399
Carry forward general activity (UDA)	0
19/20 Contracted orthodontic activity (UOA)	0
Carry forward orthodontic activity (UOA)	0
Baseline contract value	£31,233.19

ACCESS*

Patients seen in 24 months	Total	Change since previous quarter
Quarter ending September 2018	1,435	
Quarter ending December 2018	1,420	↓
Quarter ending March 2019	1,408	→
Quarter ending June 2019	1,368	↓
Quarter ending September 2019	1,385	→
Variance since September 2018	(3.5%)	↓



ACTIVITY



Month	Adjusted Scheduled Activity (UDA)	
	2019	2020
April	39	38
May	152	190
June	200	238
July	357	388
August	450	454
September	586	542
October	687	
November	802	
December	949	
January	1,086	
February	1,195	
March	1,332	
April	1,396	
May	1,396	
June	1,396	

QUALITY

	Quantity	Base Number	Contract	AT	Region	England
% of FP17s for the same patient ID Re-attending within 3 months - Children	27	310	8.7%	10.9%	11.3%	11.5%
% of FP17s for the same patient ID Re-attending within 3 months - Adults	105	710	14.8%	14.3%	14.7%	15.4%
% of FP17s for the same patient ID Re-attending between 3 & 9 months - Children	201	310	64.8%	59.1%	60.8%	59.7%
% of FP17s for the same patient ID Re-attending between 3 & 9 months - Adults	438	710	61.7%	49.6%	52.8%	51.7%
% of FP17s for Band 1 Urgent Courses	27	352	7.7%	8.8%	8.2%	9.2%
% of FP17s Relating to Free Repair or Replacements	0	352	0.0%	0.6%	0.7%	0.7%
% of FP17s Relating to Continuations	1	352	0.3%	0.7%	0.8%	0.8%
% of Patients satisfied with the dentistry they have received	0	0	N/A	93.8%	93.2%	93.5%
% of Patients satisfied with the time they had to wait for an appointment	0	0	N/A	88.4%	88.5%	87.4%

* This is based on patients treated on this contract for their most recent course of treatment. Figures in italics indicate the base number of FP17s or Patient Questionnaire responses are less than 100. N/A is shown where the base number of responses is less than 10 during the period. % is calculated as Quantity/Base number*100

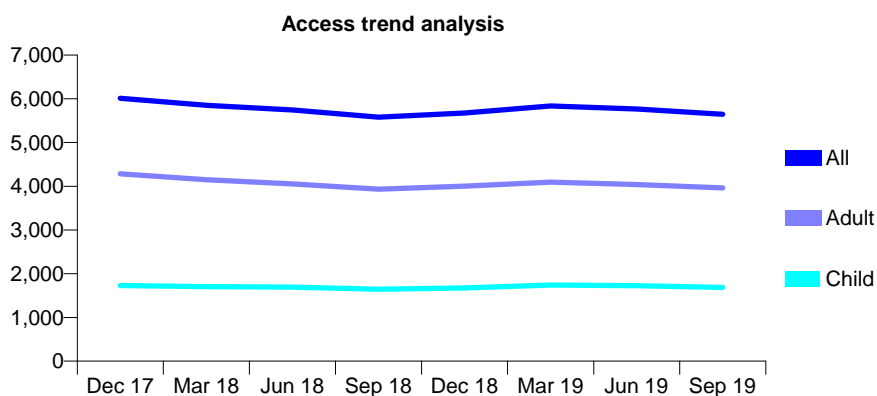
Q58 - Vital Signs At a Glance Contract Report for 819506/0001 - September 2019

Name or company name	Naeha Waterfall
Contract type name	GDS Contract
Purpose of contract	General
Contract start date	01/06/2009
Contract end date	

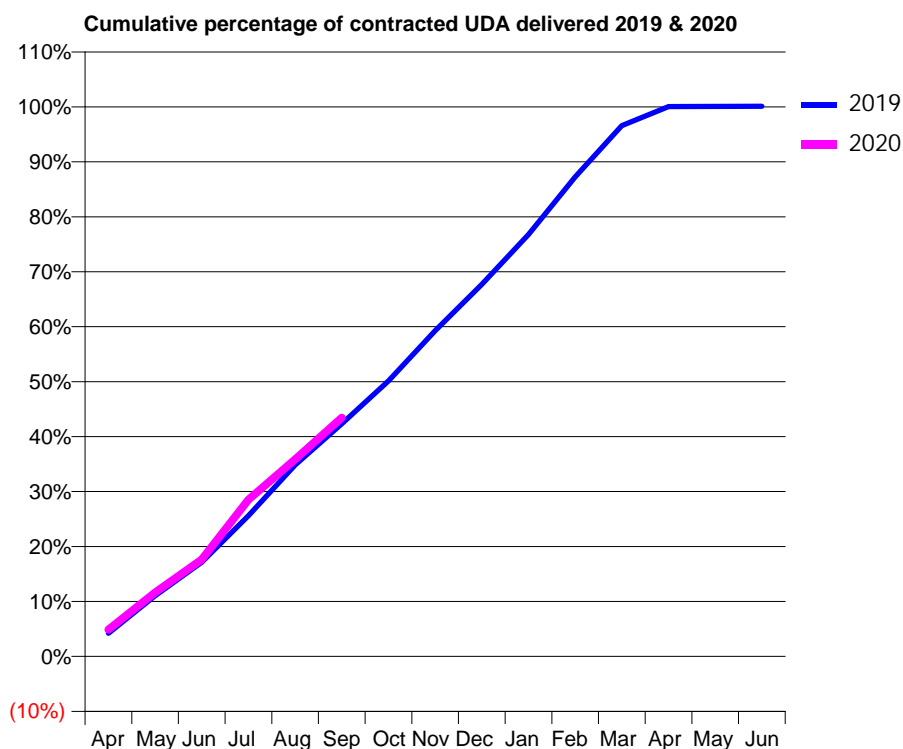
19/20 Contracted general activity (UDA)	15,000
Carry forward general activity (UDA)	-18
19/20 Contracted orthodontic activity (UOA)	0
Carry forward orthodontic activity (UOA)	0
Baseline contract value	£437,105.46

ACCESS*

Patients seen in 24 months	Total	Change since previous quarter
Quarter ending September 2018	5,579	
Quarter ending December 2018	5,675	→
Quarter ending March 2019	5,837	↑
Quarter ending June 2019	5,765	↓
Quarter ending September 2019	5,645	↓
Variance since September 2018	1.2%	→



ACTIVITY



Month	Adjusted Scheduled Activity (UDA)	
	2019	2020
April	632	734
May	1,659	1,745
June	2,571	2,644
July	3,843	4,280
August	5,226	5,383
September	6,349	6,513
October	7,523	
November	8,892	
December	10,154	
January	11,516	
February	13,092	
March	14,484	
April	15,006	
May	15,014	
June	15,019	

QUALITY

	Quantity	Base Number	Contract	AT	Region	England
% of FP17s for the same patient ID Re-attending within 3 months - Children	113	1,504	7.5%	10.9%	11.3%	11.5%
% of FP17s for the same patient ID Re-attending within 3 months - Adults	340	2,697	12.6%	14.3%	14.7%	15.4%
% of FP17s for the same patient ID Re-attending between 3 & 9 months - Children	1,100	1,504	73.1%	59.1%	60.8%	59.7%
% of FP17s for the same patient ID Re-attending between 3 & 9 months - Adults	1,426	2,697	52.9%	49.6%	52.8%	51.7%
% of FP17s for Band 1 Urgent Courses	264	3,911	6.8%	8.8%	8.2%	9.2%
% of FP17s Relating to Free Repair or Replacements	19	3,911	0.5%	0.6%	0.7%	0.7%
% of FP17s Relating to Continuations	16	3,911	0.4%	0.7%	0.8%	0.8%
% of Patients satisfied with the dentistry they have received	1	1	N/A	93.8%	93.2%	93.5%
% of Patients satisfied with the time they had to wait for an appointment	1	1	N/A	88.4%	88.5%	87.4%

* This is based on patients treated on this contract for their most recent course of treatment. Figures in italics indicate the base number of FP17s or Patient Questionnaire responses are less than 100. N/A is shown where the base number of responses is less than 10 during the period. % is calculated as Quantity/Base number*100

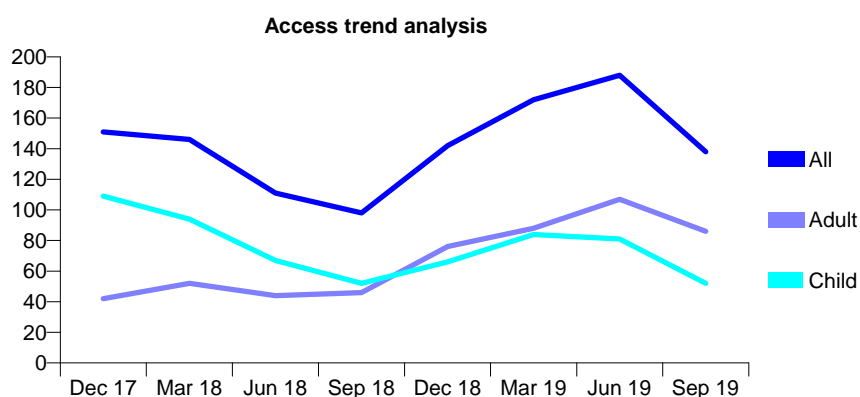
Q58 - Vital Signs At a Glance Contract Report for 824038/0001 - September 2019

Name or company name	MR R BHATIANI
Contract type name	GDS Contract
Purpose of contract	General
Contract start date	01/04/2006
Contract end date	

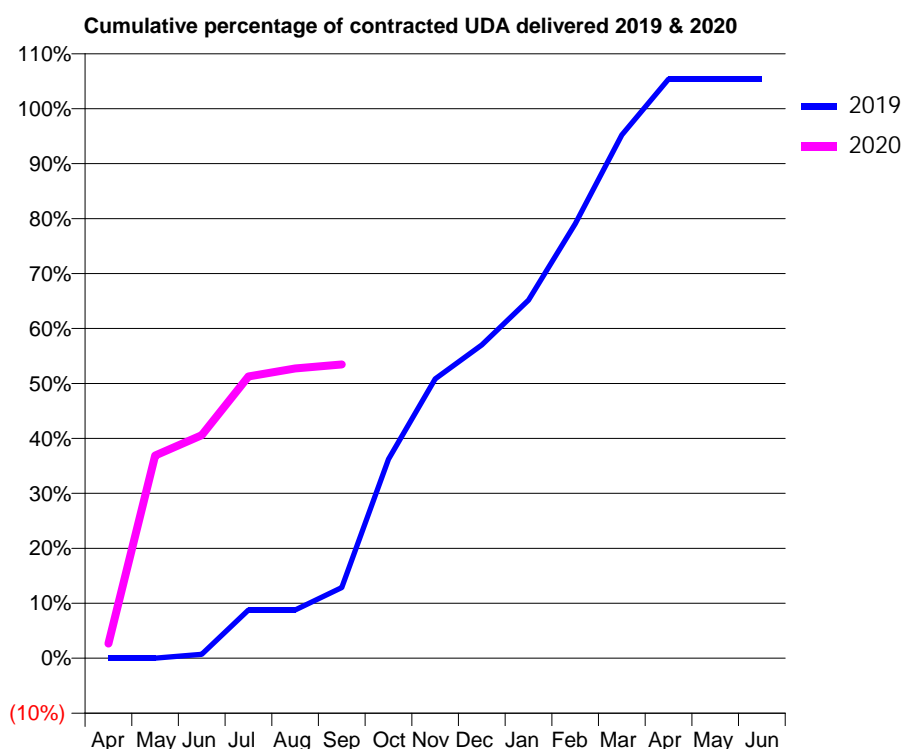
19/20 Contracted general activity (UDA)	275
Carry forward general activity (UDA)	0
19/20 Contracted orthodontic activity (UOA)	0
Carry forward orthodontic activity (UOA)	0
Baseline contract value	£7,261.37

ACCESS*

Patients seen in 24 months	Total	Change since previous quarter
Quarter ending September 2018	98	
Quarter ending December 2018	142	↑
Quarter ending March 2019	172	↑
Quarter ending June 2019	188	↑
Quarter ending September 2019	138	↓
Variance since September 2018	40.8%	↑



ACTIVITY



Month	2019	2020
April	0	7
May	0	101
June	2	112
July	24	141
August	24	145
September	35	147
October	100	
November	140	
December	157	
January	179	
February	217	
March	262	
April	290	
May	290	
June	290	

QUALITY

	Quantity	Base Number	Contract	AT	Region	England
% of FP17s for the same patient ID Re-attending within 3 months - Children	0	34	0.0%	10.9%	11.3%	11.5%
% of FP17s for the same patient ID Re-attending within 3 months - Adults	5	73	6.8%	14.3%	14.7%	15.4%
% of FP17s for the same patient ID Re-attending between 3 & 9 months - Children	14	34	41.2%	59.1%	60.8%	59.7%
% of FP17s for the same patient ID Re-attending between 3 & 9 months - Adults	18	73	24.7%	49.6%	52.8%	51.7%
% of FP17s for Band 1 Urgent Courses	10	91	11.0%	8.8%	8.2%	9.2%
% of FP17s Relating to Free Repair or Replacements	0	91	0.0%	0.6%	0.7%	0.7%
% of FP17s Relating to Continuations	0	91	0.0%	0.7%	0.8%	0.8%
% of Patients satisfied with the dentistry they have received	0	0	N/A	93.8%	93.2%	93.5%
% of Patients satisfied with the time they had to wait for an appointment	0	0	N/A	88.4%	88.5%	87.4%

* This is based on patients treated on this contract for their most recent course of treatment.

Figures in italics indicate the base number of FP17s or Patient Questionnaire responses are less than 100. N/A is shown where the base number of responses is less than 10 during the period. % is calculated as Quantity/Base number*100

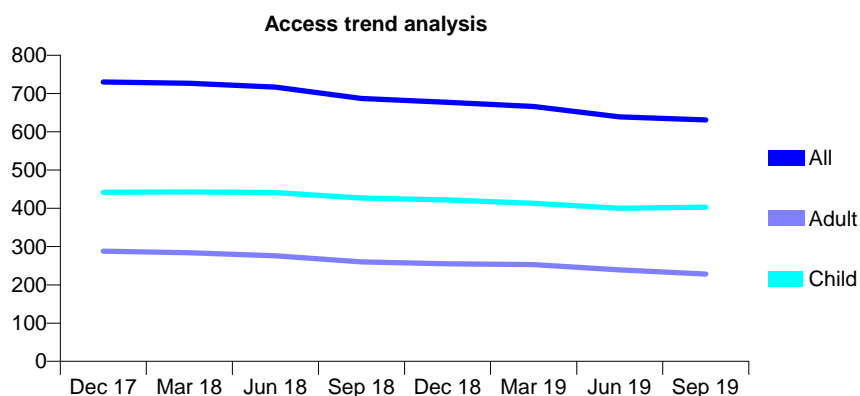
Q58 - Vital Signs At a Glance Contract Report for 825344/0001 - September 2019

Name or company name	MR K PATEL
Contract type name	GDS Contract
Purpose of contract	General
Contract start date	01/04/2006
Contract end date	

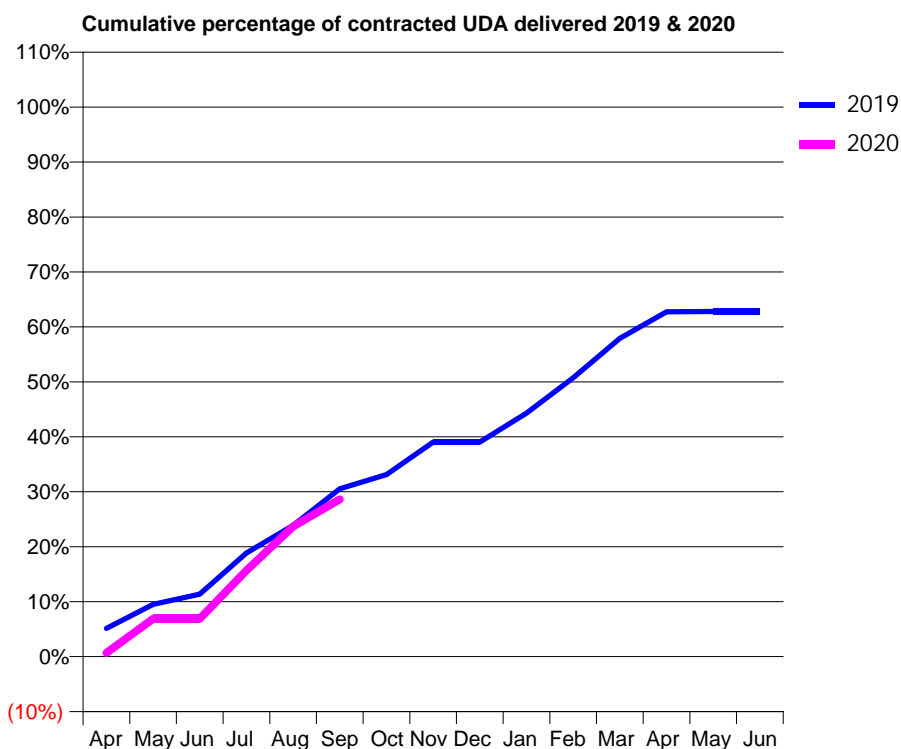
19/20 Contracted general activity (UDA)	2,800
Carry forward general activity (UDA)	0
19/20 Contracted orthodontic activity (UOA)	0
Carry forward orthodontic activity (UOA)	0
Baseline contract value	£82,744.19

ACCESS*

Patients seen in 24 months	Total	Change since previous quarter
Quarter ending September 2018	687	
Quarter ending December 2018	677	↓
Quarter ending March 2019	666	↓
Quarter ending June 2019	639	↓
Quarter ending September 2019	631	↓
Variance since September 2018	(8.2%)	↓



ACTIVITY



Month	Adjusted Scheduled Activity (UDA)	
	2019	2020
April	144	19
May	266	193
June	318	193
July	528	439
August	669	663
September	855	802
October	928	
November	1,093	
December	1,093	
January	1,241	
February	1,421	
March	1,622	
April	1,757	
May	1,758	
June	1,758	

QUALITY

	Quantity	Base Number	Contract	AT	Region	England
% of FP17s for the same patient ID Re-attending within 3 months - Children	11	305	3.6%	10.9%	11.3%	11.5%
% of FP17s for the same patient ID Re-attending within 3 months - Adults	27	155	17.4%	14.3%	14.7%	15.4%
% of FP17s for the same patient ID Re-attending between 3 & 9 months - Children	184	305	60.3%	59.1%	60.8%	59.7%
% of FP17s for the same patient ID Re-attending between 3 & 9 months - Adults	81	155	52.3%	49.6%	52.8%	51.7%
% of FP17s for Band 1 Urgent Courses	13	409	3.2%	8.8%	8.2%	9.2%
% of FP17s Relating to Free Repair or Replacements	2	409	0.5%	0.6%	0.7%	0.7%
% of FP17s Relating to Continuations	0	409	0.0%	0.7%	0.8%	0.8%
% of Patients satisfied with the dentistry they have received	0	0	N/A	93.8%	93.2%	93.5%
% of Patients satisfied with the time they had to wait for an appointment	0	0	N/A	88.4%	88.5%	87.4%

* This is based on patients treated on this contract for their most recent course of treatment. Figures in italics indicate the base number of FP17s or Patient Questionnaire responses are less than 100. N/A is shown where the base number of responses is less than 10 during the period. % is calculated as Quantity/Base number*100

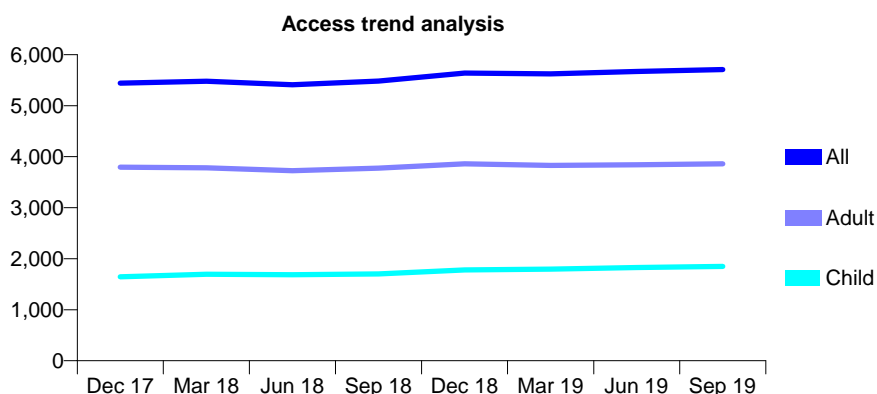
Q58 - Vital Signs At a Glance Contract Report for 825425/0001 - September 2019

Name or company name	MR S SHAH
Contract type name	GDS Contract
Purpose of contract	General
Contract start date	01/04/2006
Contract end date	

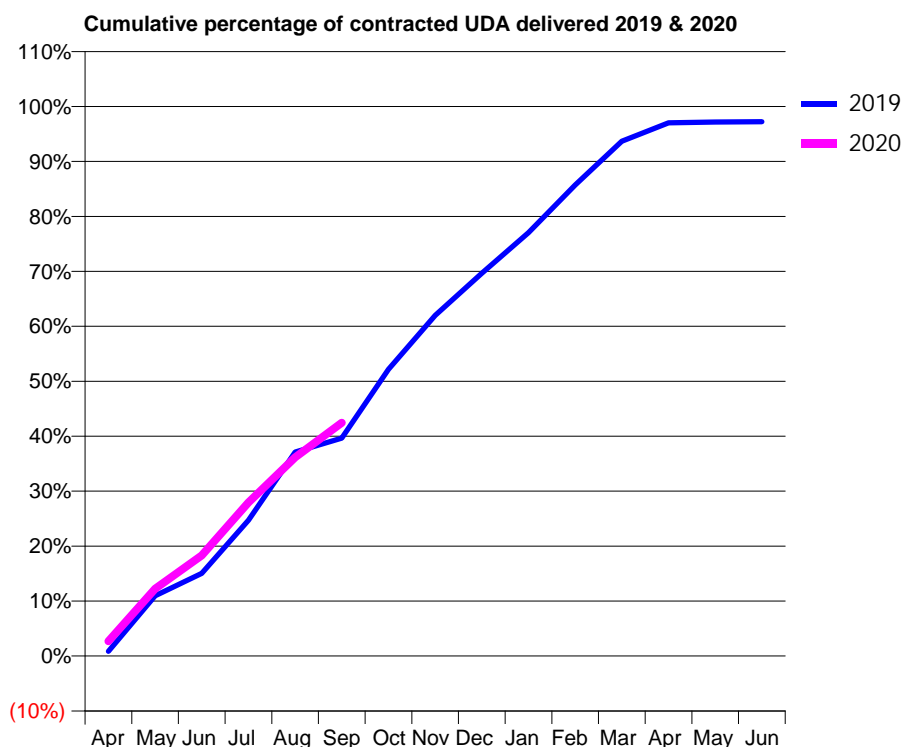
19/20 Contracted general activity (UDA)	13,962
Carry forward general activity (UDA)	0
19/20 Contracted orthodontic activity (UOA)	0
Carry forward orthodontic activity (UOA)	0
Baseline contract value	£367,211.80

ACCESS*

Patients seen in 24 months	Total	Change since previous quarter
Quarter ending September 2018	5,480	
Quarter ending December 2018	5,641	↑
Quarter ending March 2019	5,622	→
Quarter ending June 2019	5,668	→
Quarter ending September 2019	5,709	→
Variance since September 2018	4.2%	↑



ACTIVITY



Month	Adjusted Scheduled Activity (UDA)	
	2019	2020
April	120	377
May	1,530	1,708
June	2,099	2,557
July	3,452	3,902
August	5,182	5,050
September	5,536	5,927
October	7,283	
November	8,656	
December	9,725	
January	10,756	
February	11,967	
March	13,075	
April	13,549	
May	13,565	
June	13,576	

QUALITY

	Quantity	Base Number	Contract	AT	Region	England
% of FP17s for the same patient ID Re-attending within 3 months - Children	126	1,379	9.1%	10.9%	11.3%	11.5%
% of FP17s for the same patient ID Re-attending within 3 months - Adults	372	2,248	16.5%	14.3%	14.7%	15.4%
% of FP17s for the same patient ID Re-attending between 3 & 9 months - Children	650	1,379	47.1%	59.1%	60.8%	59.7%
% of FP17s for the same patient ID Re-attending between 3 & 9 months - Adults	871	2,248	38.7%	49.6%	52.8%	51.7%
% of FP17s for Band 1 Urgent Courses	430	3,133	13.7%	8.8%	8.2%	9.2%
% of FP17s Relating to Free Repair or Replacements	8	3,133	0.3%	0.6%	0.7%	0.7%
% of FP17s Relating to Continuations	23	3,133	0.7%	0.7%	0.8%	0.8%
% of Patients satisfied with the dentistry they have received	1	1	N/A	93.8%	93.2%	93.5%
% of Patients satisfied with the time they had to wait for an appointment	1	1	N/A	88.4%	88.5%	87.4%

* This is based on patients treated on this contract for their most recent course of treatment. Figures in italics indicate the base number of FP17s or Patient Questionnaire responses are less than 100. N/A is shown where the base number of responses is less than 10 during the period. % is calculated as Quantity/Base number*100

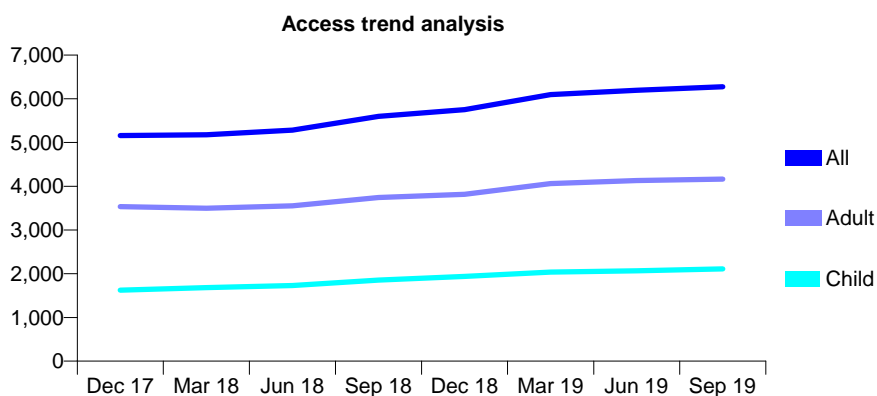
Q58 - Vital Signs At a Glance Contract Report for 825425/0002 - September 2019

Name or company name	MR S SHAH
Contract type name	GDS Contract
Purpose of contract	General
Contract start date	01/04/2006
Contract end date	

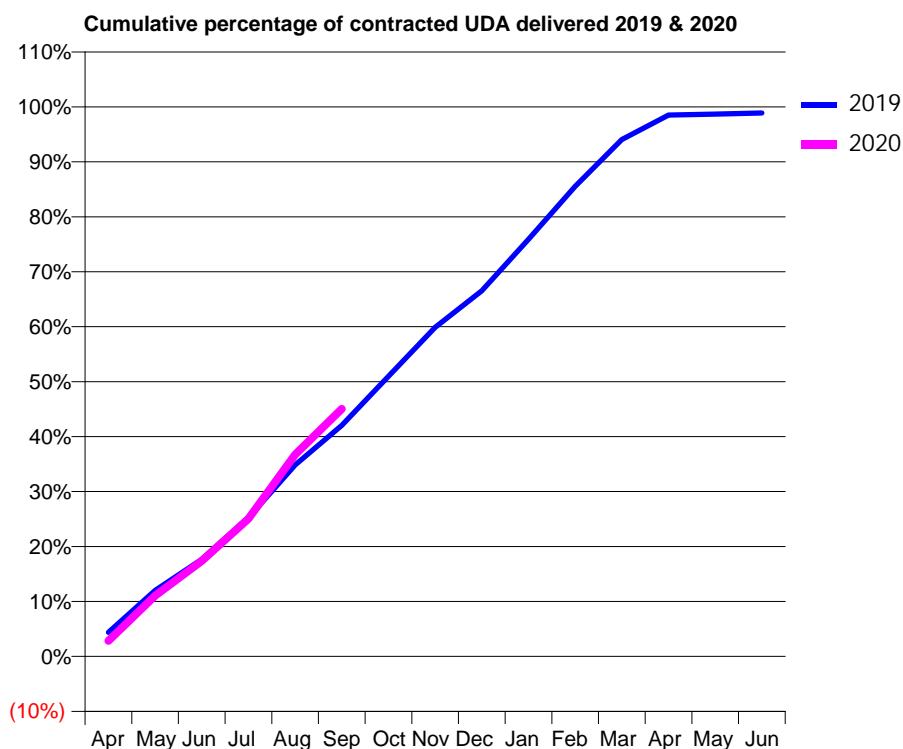
19/20 Contracted general activity (UDA)	13,895
Carry forward general activity (UDA)	0
19/20 Contracted orthodontic activity (UOA)	0
Carry forward orthodontic activity (UOA)	0
Baseline contract value	£353,244.42

ACCESS*

Patients seen in 24 months	Total	Change since previous quarter
Quarter ending September 2018	5,598	
Quarter ending December 2018	5,752	↑
Quarter ending March 2019	6,096	↑
Quarter ending June 2019	6,197	→
Quarter ending September 2019	6,275	→
Variance since September 2018	12.1%	↑



ACTIVITY



Month	Adjusted Scheduled Activity (UDA)	
	2019	2020
April	607	396
May	1,671	1,536
June	2,458	2,417
July	3,510	3,483
August	4,843	5,107
September	5,843	6,259
October	7,084	
November	8,320	
December	9,244	
January	10,550	
February	11,887	
March	13,069	
April	13,688	
May	13,711	
June	13,737	

QUALITY

	Quantity	Base Number	Contract	AT	Region	England
% of FP17s for the same patient ID Re-attending within 3 months - Children	79	1,394	5.7%	10.9%	11.3%	11.5%
% of FP17s for the same patient ID Re-attending within 3 months - Adults	295	2,396	12.3%	14.3%	14.7%	15.4%
% of FP17s for the same patient ID Re-attending between 3 & 9 months - Children	743	1,394	53.3%	59.1%	60.8%	59.7%
% of FP17s for the same patient ID Re-attending between 3 & 9 months - Adults	1,005	2,396	41.9%	49.6%	52.8%	51.7%
% of FP17s for Band 1 Urgent Courses	259	3,451	7.5%	8.8%	8.2%	9.2%
% of FP17s Relating to Free Repair or Replacements	22	3,451	0.6%	0.6%	0.7%	0.7%
% of FP17s Relating to Continuations	50	3,451	1.4%	0.7%	0.8%	0.8%
% of Patients satisfied with the dentistry they have received	1	1	N/A	93.8%	93.2%	93.5%
% of Patients satisfied with the time they had to wait for an appointment	0	1	N/A	88.4%	88.5%	87.4%

* This is based on patients treated on this contract for their most recent course of treatment. Figures in italics indicate the base number of FP17s or Patient Questionnaire responses are less than 100. N/A is shown where the base number of responses is less than 10 during the period. % is calculated as Quantity/Base number*100

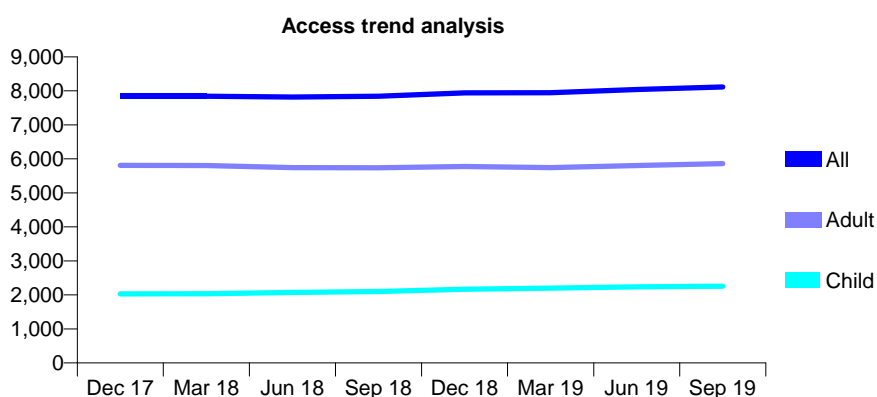
Q58 - Vital Signs At a Glance Contract Report for 825425/0003 - September 2019

Name or company name	MR S SHAH
Contract type name	GDS Contract
Purpose of contract	General
Contract start date	01/03/2013
Contract end date	

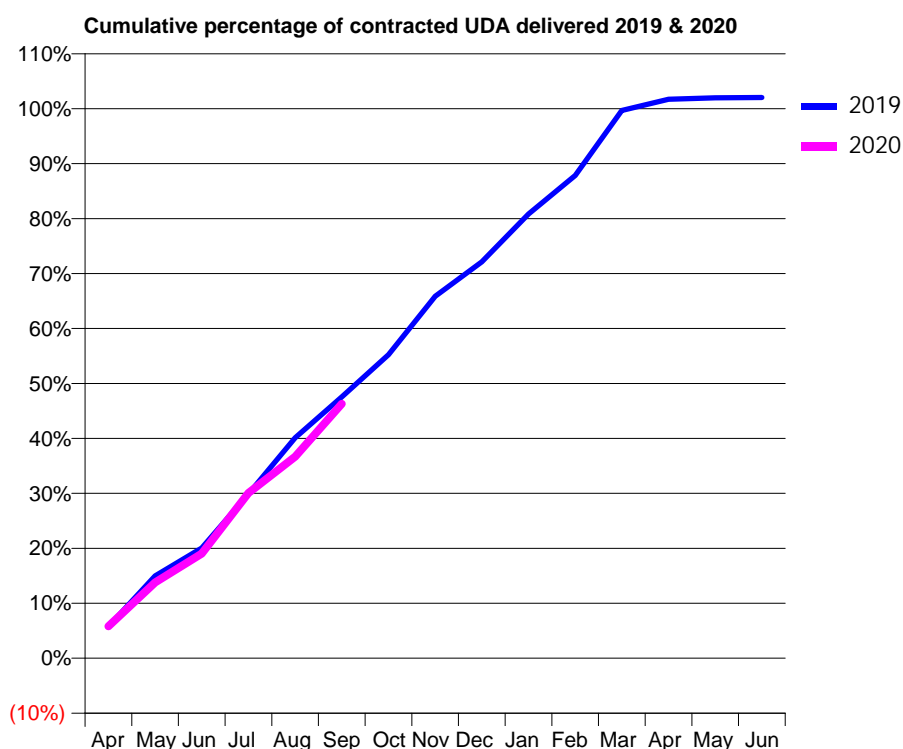
19/20 Contracted general activity (UDA)	22,140
Carry forward general activity (UDA)	0
19/20 Contracted orthodontic activity (UOA)	0
Carry forward orthodontic activity (UOA)	0
Baseline contract value	£679,204.80

ACCESS*

Patients seen in 24 months	Total	Change since previous quarter
Quarter ending September 2018	7,840	
Quarter ending December 2018	7,941	→
Quarter ending March 2019	7,946	→
Quarter ending June 2019	8,042	→
Quarter ending September 2019	8,117	→
Variance since September 2018	3.5%	↑



ACTIVITY



Month	2019	2020
April	1,281	1,285
May	3,318	3,056
June	4,441	4,216
July	6,618	6,658
August	8,882	8,122
September	10,528	10,246
October	12,226	
November	14,583	
December	15,969	
January	17,893	
February	19,453	
March	22,069	
April	22,519	
May	22,580	
June	22,587	

QUALITY

	Quantity	Base Number	Contract	AT	Region	England
% of FP17s for the same patient ID Re-attending within 3 months - Children	114	1,508	7.6%	10.9%	11.3%	11.5%
% of FP17s for the same patient ID Re-attending within 3 months - Adults	547	3,350	16.3%	14.3%	14.7%	15.4%
% of FP17s for the same patient ID Re-attending between 3 & 9 months - Children	768	1,508	50.9%	59.1%	60.8%	59.7%
% of FP17s for the same patient ID Re-attending between 3 & 9 months - Adults	1,244	3,350	37.1%	49.6%	52.8%	51.7%
% of FP17s for Band 1 Urgent Courses	634	4,598	13.8%	8.8%	8.2%	9.2%
% of FP17s Relating to Free Repair or Replacements	4	4,598	0.1%	0.6%	0.7%	0.7%
% of FP17s Relating to Continuations	46	4,598	1.0%	0.7%	0.8%	0.8%
% of Patients satisfied with the dentistry they have received	2	2	N/A	93.8%	93.2%	93.5%
% of Patients satisfied with the time they had to wait for an appointment	2	2	N/A	88.4%	88.5%	87.4%

* This is based on patients treated on this contract for their most recent course of treatment.

Figures in italics indicate the base number of FP17s or Patient Questionnaire responses are less than 100. N/A is shown where the base number of responses is less than 10 during the period. % is calculated as Quantity/Base number*100

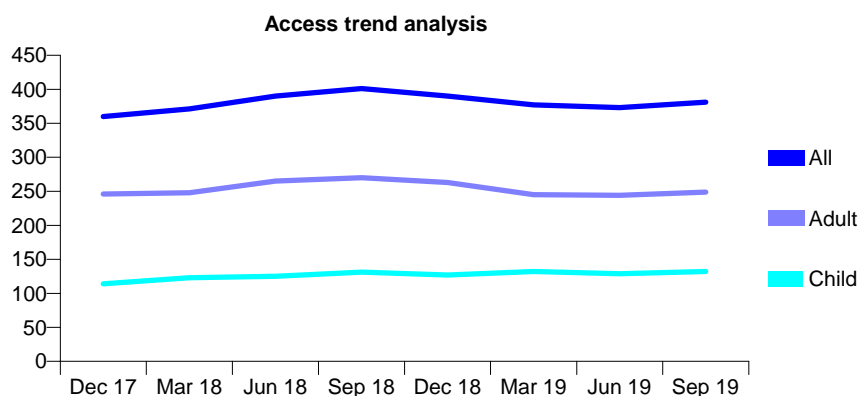
Q58 - Vital Signs At a Glance Contract Report for 825727/0001 - September 2019

Name or company name	MR R CHAUHAN
Contract type name	GDS Contract
Purpose of contract	General
Contract start date	01/04/2006
Contract end date	

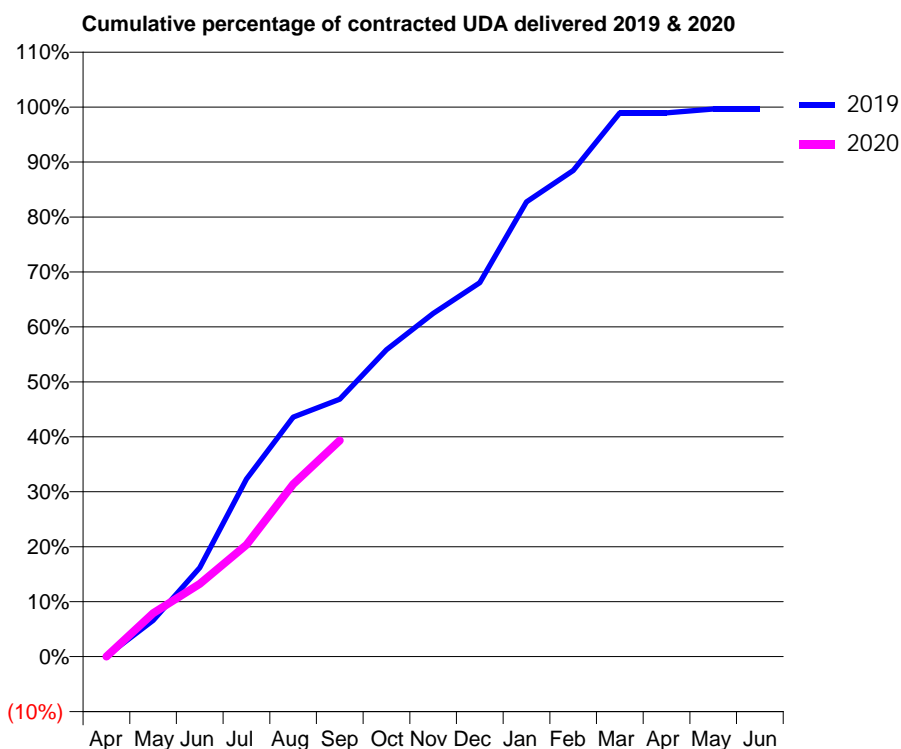
19/20 Contracted general activity (UDA)	900
Carry forward general activity (UDA)	0
19/20 Contracted orthodontic activity (UOA)	0
Carry forward orthodontic activity (UOA)	0
Baseline contract value	£30,330.55

ACCESS*

Patients seen in 24 months	Total	Change since previous quarter
Quarter ending September 2018	401	
Quarter ending December 2018	390	↓
Quarter ending March 2019	377	↓
Quarter ending June 2019	373	↓
Quarter ending September 2019	381	↑
Variance since September 2018	(5.0%)	↓



ACTIVITY



Month	Adjusted Scheduled Activity (UDA)	
	2019	2020
April	1	0
May	59	71
June	146	119
July	291	183
August	392	283
September	422	354
October	503	
November	562	
December	613	
January	745	
February	796	
March	891	
April	891	
May	897	
June	897	

QUALITY

	Quantity	Base Number	Contract	AT	Region	England
% of FP17s for the same patient ID Re-attending within 3 months - Children	17	116	14.7%	10.9%	11.3%	11.5%
% of FP17s for the same patient ID Re-attending within 3 months - Adults	2	124	1.6%	14.3%	14.7%	15.4%
% of FP17s for the same patient ID Re-attending between 3 & 9 months - Children	64	116	55.2%	59.1%	60.8%	59.7%
% of FP17s for the same patient ID Re-attending between 3 & 9 months - Adults	30	124	24.2%	49.6%	52.8%	51.7%
% of FP17s for Band 1 Urgent Courses	6	234	2.6%	8.8%	8.2%	9.2%
% of FP17s Relating to Free Repair or Replacements	0	234	0.0%	0.6%	0.7%	0.7%
% of FP17s Relating to Continuations	2	234	0.9%	0.7%	0.8%	0.8%
% of Patients satisfied with the dentistry they have received	0	0	N/A	93.8%	93.2%	93.5%
% of Patients satisfied with the time they had to wait for an appointment	0	0	N/A	88.4%	88.5%	87.4%

* This is based on patients treated on this contract for their most recent course of treatment. Figures in italics indicate the base number of FP17s or Patient Questionnaire responses are less than 100. N/A is shown where the base number of responses is less than 10 during the period. % is calculated as Quantity/Base number*100

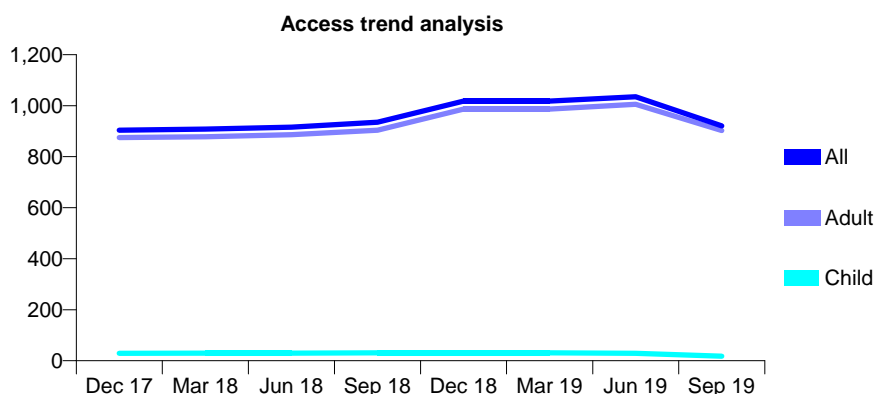
Q58 - Vital Signs At a Glance Contract Report for 825727/0002 - September 2019

Name or company name	MR R CHAUHAN
Contract type name	PDS Contract
Purpose of contract	General
Contract start date	01/11/2006
Contract end date	31/03/2020

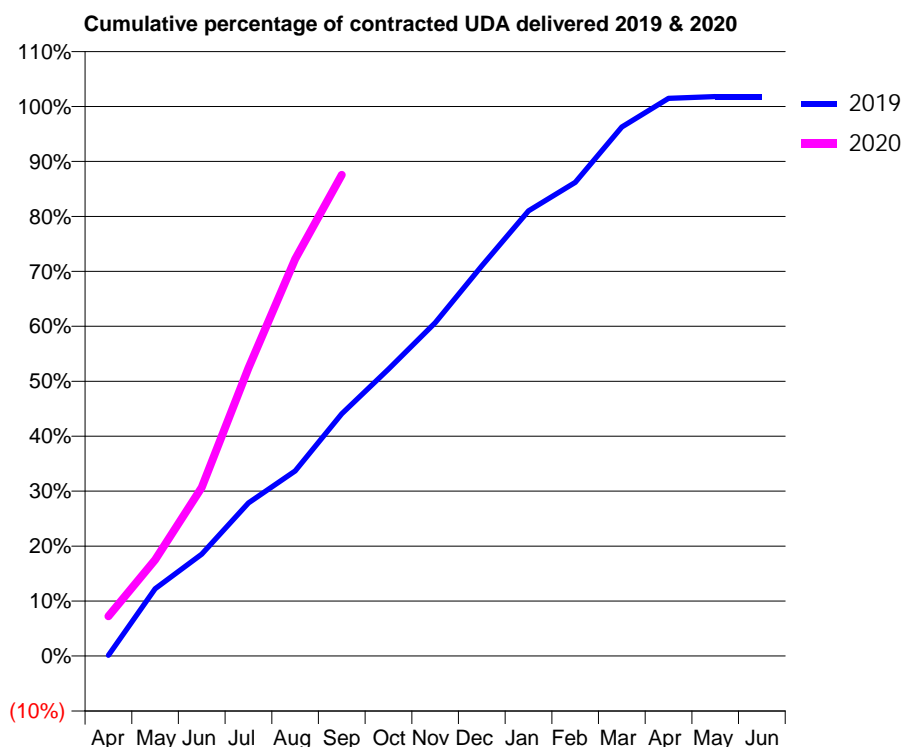
19/20 Contracted general activity (UDA)	3,698
Carry forward general activity (UDA)	0
19/20 Contracted orthodontic activity (UOA)	0
Carry forward orthodontic activity (UOA)	0
Baseline contract value	£259,006.64

ACCESS*

Patients seen in 24 months	Total	Change since previous quarter
Quarter ending September 2018	935	
Quarter ending December 2018	1,018	↑
Quarter ending March 2019	1,018	→
Quarter ending June 2019	1,035	→
Quarter ending September 2019	921	↓
Variance since September 2018	(1.5%)	↓



ACTIVITY



Month	Adjusted Scheduled Activity (UDA)	
	2019	2020
April	9	268
May	822	648
June	1,245	1,135
July	1,869	1,938
August	2,262	2,671
September	2,959	3,238
October	3,506	
November	4,072	
December	4,767	
January	5,437	
February	5,786	
March	6,462	
April	6,813	
May	6,834	
June	6,834	

QUALITY

	Quantity	Base Number	Contract	AT	Region	England
% of FP17s for the same patient ID Re-attending within 3 months - Children	3	26	11.5%	10.9%	11.3%	11.5%
% of FP17s for the same patient ID Re-attending within 3 months - Adults	41	1,214	3.4%	14.3%	14.7%	15.4%
% of FP17s for the same patient ID Re-attending between 3 & 9 months - Children	0	26	0.0%	59.1%	60.8%	59.7%
% of FP17s for the same patient ID Re-attending between 3 & 9 months - Adults	9	1,214	0.7%	49.6%	52.8%	51.7%
% of FP17s for Band 1 Urgent Courses	0	1,108	0.0%	8.8%	8.2%	9.2%
% of FP17s Relating to Free Repair or Replacements	0	1,108	0.0%	0.6%	0.7%	0.7%
% of FP17s Relating to Continuations	6	1,108	0.5%	0.7%	0.8%	0.8%
% of Patients satisfied with the dentistry they have received	1	1	N/A	93.8%	93.2%	93.5%
% of Patients satisfied with the time they had to wait for an appointment	1	1	N/A	88.4%	88.5%	87.4%

* This is based on patients treated on this contract for their most recent course of treatment. Figures in italics indicate the base number of FP17s or Patient Questionnaire responses are less than 100. N/A is shown where the base number of responses is less than 10 during the period. % is calculated as Quantity/Base number*100

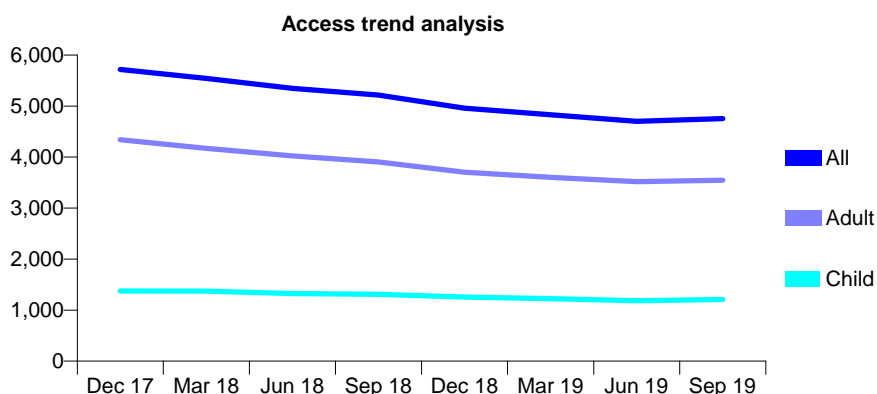
Q58 - Vital Signs At a Glance Contract Report for 826499/0001 - September 2019

Name or company name	Letchworth Dental Surgery
Contract type name	GDS Contract
Purpose of contract	General
Contract start date	01/04/2006
Contract end date	

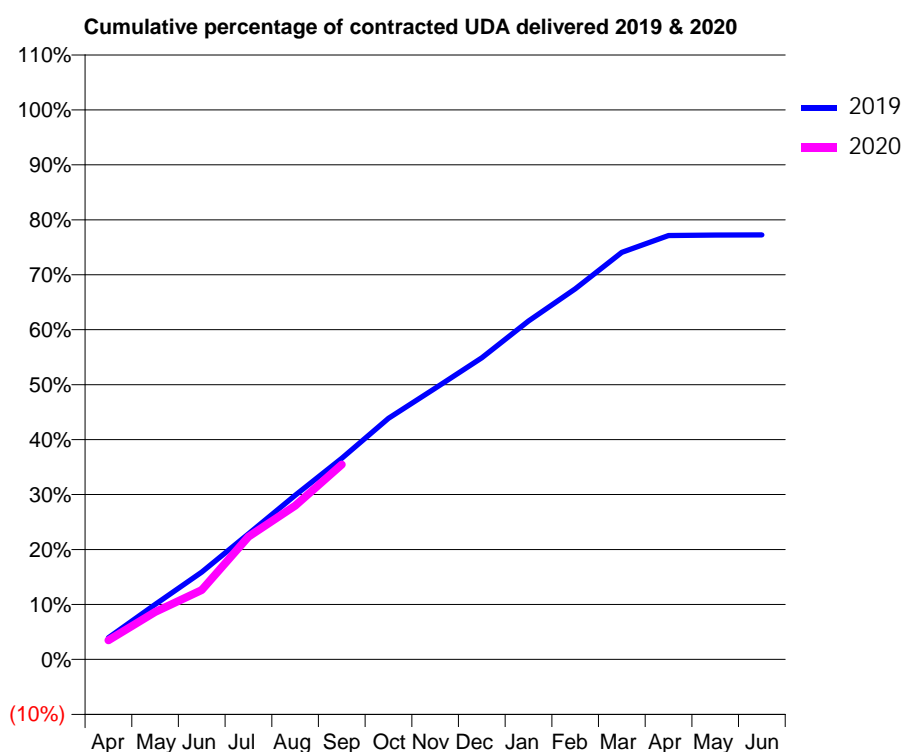
19/20 Contracted general activity (UDA)	18,006
Carry forward general activity (UDA)	0
19/20 Contracted orthodontic activity (UOA)	0
Carry forward orthodontic activity (UOA)	0
Baseline contract value	£480,628.83

ACCESS*

Patients seen in 24 months	Total	Change since previous quarter
Quarter ending September 2018	5,216	
Quarter ending December 2018	4,959	↓
Quarter ending March 2019	4,829	↓
Quarter ending June 2019	4,703	↓
Quarter ending September 2019	4,755	→
Variance since September 2018	(8.8%)	↓



ACTIVITY



Month	2019	2020
April	710	626
May	1,800	1,554
June	2,859	2,276
July	4,112	4,023
August	5,376	5,036
September	6,593	6,387
October	7,899	
November	8,886	
December	9,881	
January	11,090	
February	12,139	
March	13,337	
April	13,889	
May	13,901	
June	13,912	

QUALITY

	Quantity	Base Number	Contract	AT	Region	England
% of FP17s for the same patient ID Re-attending within 3 months - Children	45	774	5.8%	10.9%	11.3%	11.5%
% of FP17s for the same patient ID Re-attending within 3 months - Adults	321	2,140	15.0%	14.3%	14.7%	15.4%
% of FP17s for the same patient ID Re-attending between 3 & 9 months - Children	376	774	48.6%	59.1%	60.8%	59.7%
% of FP17s for the same patient ID Re-attending between 3 & 9 months - Adults	1,009	2,140	47.1%	49.6%	52.8%	51.7%
% of FP17s for Band 1 Urgent Courses	223	2,667	8.4%	8.8%	8.2%	9.2%
% of FP17s Relating to Free Repair or Replacements	26	2,667	1.0%	0.6%	0.7%	0.7%
% of FP17s Relating to Continuations	31	2,667	1.2%	0.7%	0.8%	0.8%
% of Patients satisfied with the dentistry they have received	3	3	N/A	93.8%	93.2%	93.5%
% of Patients satisfied with the time they had to wait for an appointment	3	3	N/A	88.4%	88.5%	87.4%

* This is based on patients treated on this contract for their most recent course of treatment. Figures in italics indicate the base number of FP17s or Patient Questionnaire responses are less than 100. N/A is shown where the base number of responses is less than 10 during the period. % is calculated as Quantity/Base number*100

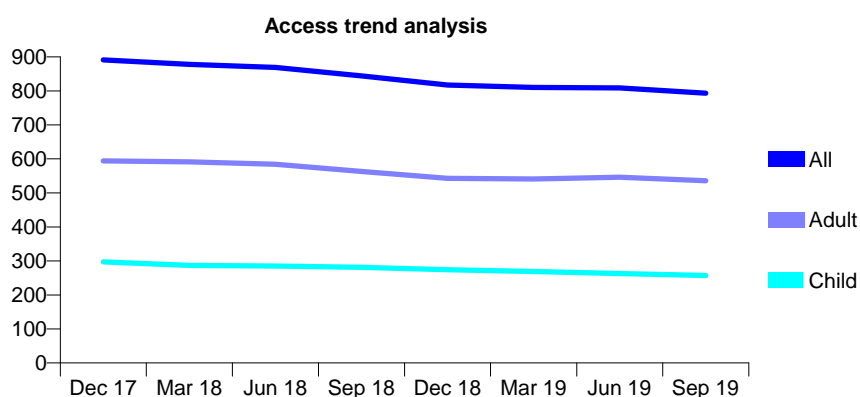
Q58 - Vital Signs At a Glance Contract Report for 829129/0001 - September 2019

Name or company name	MR SC MICHAELS
Contract type name	GDS Contract
Purpose of contract	General
Contract start date	01/04/2006
Contract end date	

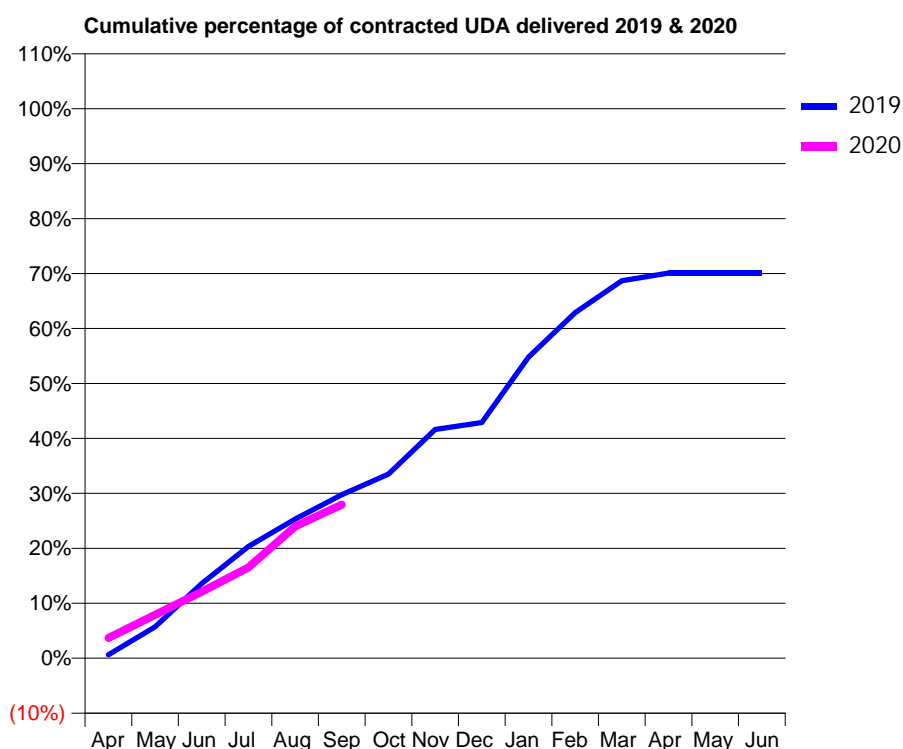
19/20 Contracted general activity (UDA)	2,486
Carry forward general activity (UDA)	0
19/20 Contracted orthodontic activity (UOA)	0
Carry forward orthodontic activity (UOA)	0
Baseline contract value	£62,200.64

ACCESS*

Patients seen in 24 months	Total	Change since previous quarter
Quarter ending September 2018	844	
Quarter ending December 2018	817	↓
Quarter ending March 2019	810	→
Quarter ending June 2019	809	→
Quarter ending September 2019	793	↓
Variance since September 2018	(6.0%)	↓



ACTIVITY



Month	2019	2020
April	16	92
May	142	197
June	338	301
July	506	411
August	630	596
September	740	695
October	833	
November	1,035	
December	1,066	
January	1,362	
February	1,563	
March	1,708	
April	1,742	
May	1,742	
June	1,742	

QUALITY

	Quantity	Base Number	Contract	AT	Region	England
% of FP17s for the same patient ID Re-attending within 3 months - Children	8	174	4.6%	10.9%	11.3%	11.5%
% of FP17s for the same patient ID Re-attending within 3 months - Adults	21	339	6.2%	14.3%	14.7%	15.4%
% of FP17s for the same patient ID Re-attending between 3 & 9 months - Children	121	174	69.5%	59.1%	60.8%	59.7%
% of FP17s for the same patient ID Re-attending between 3 & 9 months - Adults	229	339	67.6%	49.6%	52.8%	51.7%
% of FP17s for Band 1 Urgent Courses	24	496	4.8%	8.8%	8.2%	9.2%
% of FP17s Relating to Free Repair or Replacements	1	496	0.2%	0.6%	0.7%	0.7%
% of FP17s Relating to Continuations	0	496	0.0%	0.7%	0.8%	0.8%
% of Patients satisfied with the dentistry they have received	3	3	N/A	93.8%	93.2%	93.5%
% of Patients satisfied with the time they had to wait for an appointment	3	3	N/A	88.4%	88.5%	87.4%

* This is based on patients treated on this contract for their most recent course of treatment.

Figures in italics indicate the base number of FP17s or Patient Questionnaire responses are less than 100. N/A is shown where the base number of responses is less than 10 during the period. % is calculated as Quantity/Base number*100

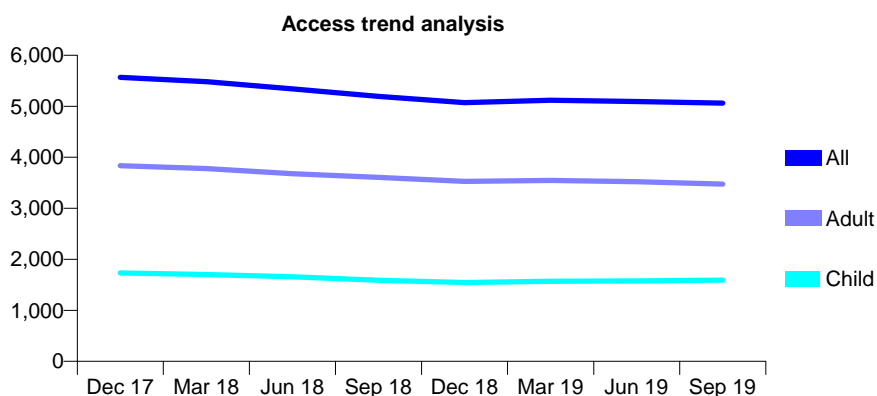
Q58 - Vital Signs At a Glance Contract Report for 835196/0001 - September 2019

Name or company name	MISS SR MUSTAFA
Contract type name	GDS Contract
Purpose of contract	General
Contract start date	01/04/2006
Contract end date	

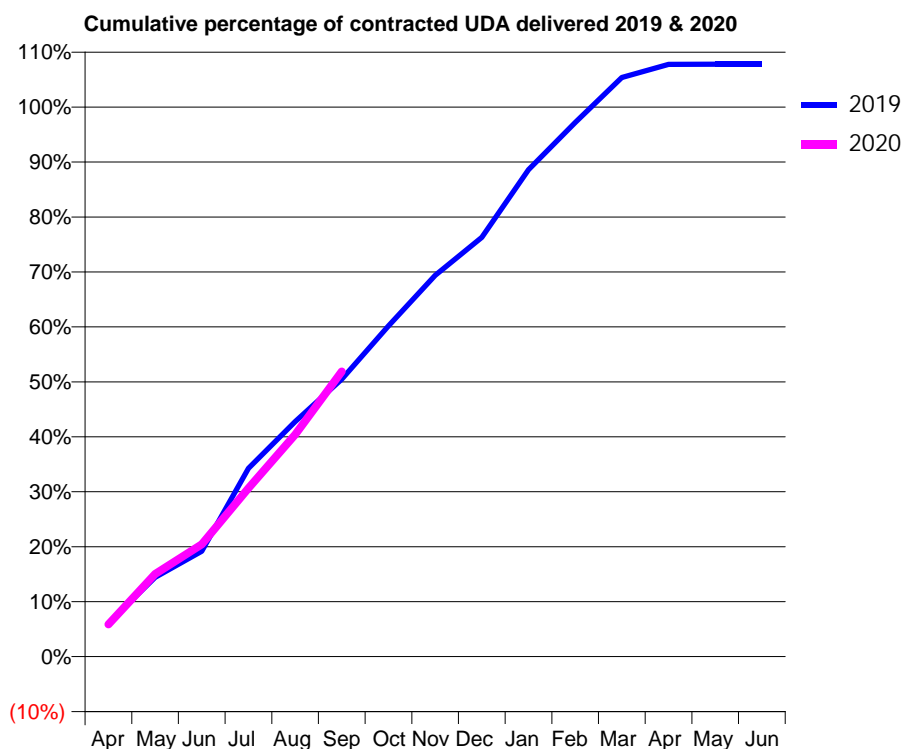
19/20 Contracted general activity (UDA)	11,319
Carry forward general activity (UDA)	0
19/20 Contracted orthodontic activity (UOA)	0
Carry forward orthodontic activity (UOA)	0
Baseline contract value	£321,807.04

ACCESS*

Patients seen in 24 months	Total	Change since previous quarter
Quarter ending September 2018	5,194	
Quarter ending December 2018	5,071	↓
Quarter ending March 2019	5,117	→
Quarter ending June 2019	5,094	→
Quarter ending September 2019	5,064	→
Variance since September 2018	(2.5%)	↓



ACTIVITY



Month	Adjusted Scheduled Activity (UDA)	
	2019	2020
April	689	665
May	1,632	1,703
June	2,171	2,315
July	3,877	3,470
August	4,842	4,575
September	5,713	5,873
October	6,812	
November	7,855	
December	8,635	
January	10,029	
February	11,001	
March	11,928	
April	12,198	
May	12,200	
June	12,200	

QUALITY

	Quantity	Base Number	Contract	AT	Region	England
% of FP17s for the same patient ID Re-attending within 3 months - Children	57	1,160	4.9%	10.9%	11.3%	11.5%
% of FP17s for the same patient ID Re-attending within 3 months - Adults	284	2,282	12.4%	14.3%	14.7%	15.4%
% of FP17s for the same patient ID Re-attending between 3 & 9 months - Children	681	1,160	58.7%	59.1%	60.8%	59.7%
% of FP17s for the same patient ID Re-attending between 3 & 9 months - Adults	1,195	2,282	52.4%	49.6%	52.8%	51.7%
% of FP17s for Band 1 Urgent Courses	339	3,320	10.2%	8.8%	8.2%	9.2%
% of FP17s Relating to Free Repair or Replacements	10	3,320	0.3%	0.6%	0.7%	0.7%
% of FP17s Relating to Continuations	3	3,320	0.1%	0.7%	0.8%	0.8%
% of Patients satisfied with the dentistry they have received	0	0	N/A	93.8%	93.2%	93.5%
% of Patients satisfied with the time they had to wait for an appointment	0	0	N/A	88.4%	88.5%	87.4%

* This is based on patients treated on this contract for their most recent course of treatment. Figures in italics indicate the base number of FP17s or Patient Questionnaire responses are less than 100. N/A is shown where the base number of responses is less than 10 during the period. % is calculated as Quantity/Base number*100

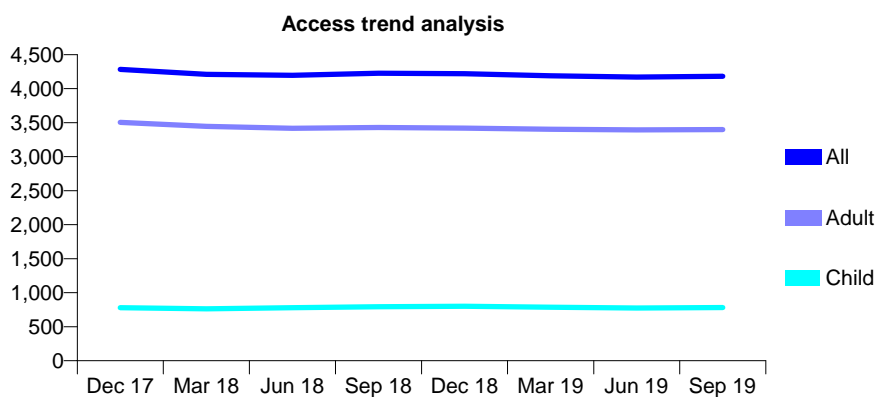
Q58 - Vital Signs At a Glance Contract Report for 836346/0001 - September 2019

Name or company name	Bridge Street Dental
Contract type name	GDS Contract
Purpose of contract	General
Contract start date	01/04/2006
Contract end date	

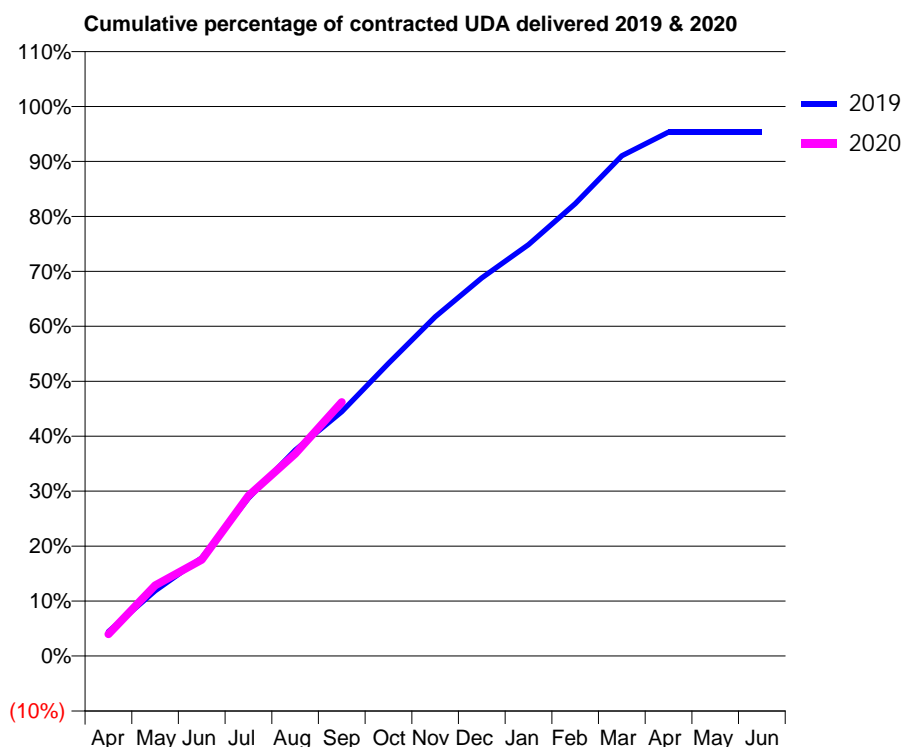
19/20 Contracted general activity (UDA)	10,000
Carry forward general activity (UDA)	0
19/20 Contracted orthodontic activity (UOA)	0
Carry forward orthodontic activity (UOA)	0
Baseline contract value	£235,591.67

ACCESS*

Patients seen in 24 months	Total	Change since previous quarter
Quarter ending September 2018	4,226	
Quarter ending December 2018	4,221	→
Quarter ending March 2019	4,190	→
Quarter ending June 2019	4,169	→
Quarter ending September 2019	4,183	→
Variance since September 2018	(1.0%)	↓



ACTIVITY



Month	Adjusted Scheduled Activity (UDA)	
	2019	2020
April	446	398
May	1,188	1,284
June	1,788	1,752
July	2,872	2,917
August	3,748	3,681
September	4,448	4,620
October	5,325	
November	6,172	
December	6,882	
January	7,485	
February	8,230	
March	9,102	
April	9,533	
May	9,534	
June	9,534	

QUALITY

	Quantity	Base Number	Contract	AT	Region	England
% of FP17s for the same patient ID Re-attending within 3 months - Children	17	546	3.1%	10.9%	11.3%	11.5%
% of FP17s for the same patient ID Re-attending within 3 months - Adults	300	2,336	12.8%	14.3%	14.7%	15.4%
% of FP17s for the same patient ID Re-attending between 3 & 9 months - Children	318	546	58.2%	59.1%	60.8%	59.7%
% of FP17s for the same patient ID Re-attending between 3 & 9 months - Adults	1,116	2,336	47.8%	49.6%	52.8%	51.7%
% of FP17s for Band 1 Urgent Courses	292	2,659	11.0%	8.8%	8.2%	9.2%
% of FP17s Relating to Free Repair or Replacements	3	2,659	0.1%	0.6%	0.7%	0.7%
% of FP17s Relating to Continuations	6	2,659	0.2%	0.7%	0.8%	0.8%
% of Patients satisfied with the dentistry they have received	1	1	N/A	93.8%	93.2%	93.5%
% of Patients satisfied with the time they had to wait for an appointment	1	1	N/A	88.4%	88.5%	87.4%

* This is based on patients treated on this contract for their most recent course of treatment. Figures in italics indicate the base number of FP17s or Patient Questionnaire responses are less than 100. N/A is shown where the base number of responses is less than 10 during the period. % is calculated as Quantity/Base number*100

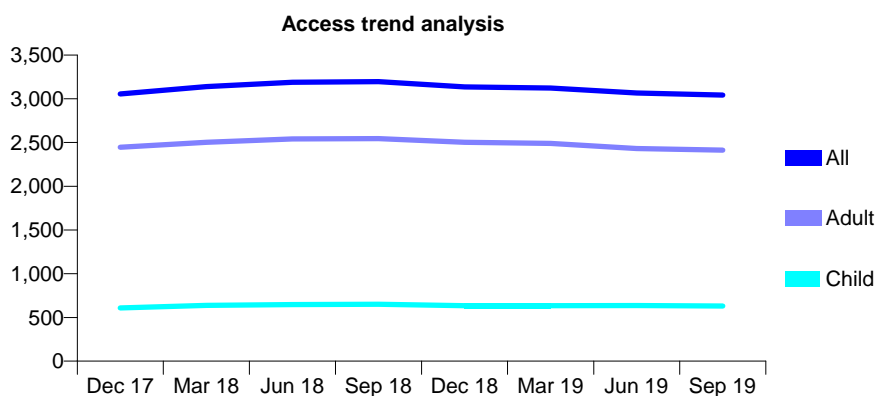
Q58 - Vital Signs At a Glance Contract Report for 846635/0002 - September 2019

Name or company name	MR D GHAMARI SAIR
Contract type name	GDS Contract
Purpose of contract	General
Contract start date	01/08/2011
Contract end date	

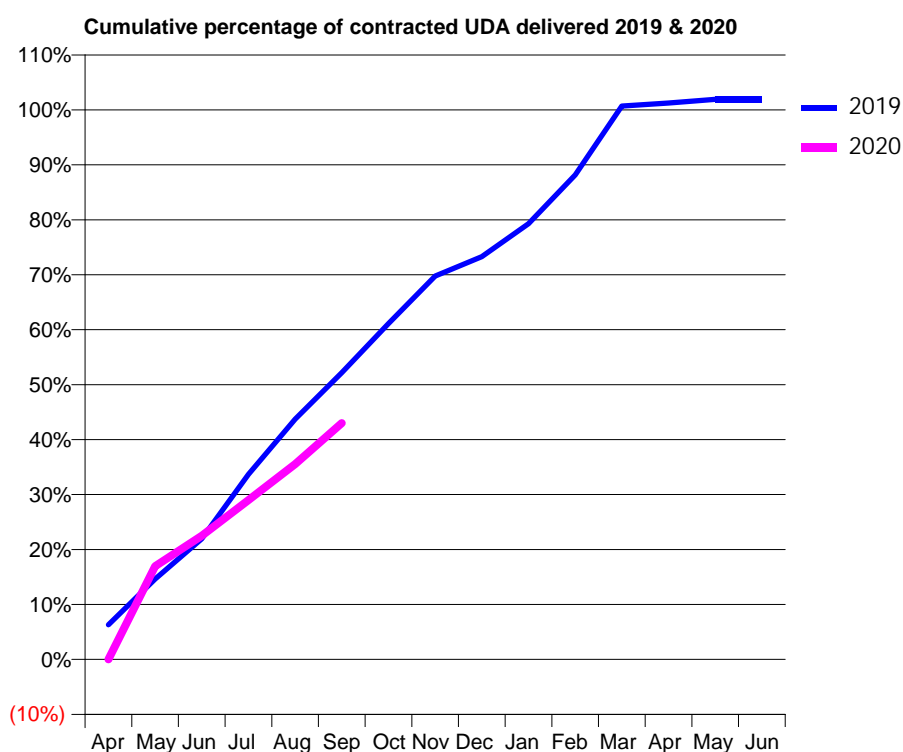
19/20 Contracted general activity (UDA)	8,217
Carry forward general activity (UDA)	0
19/20 Contracted orthodontic activity (UOA)	0
Carry forward orthodontic activity (UOA)	0
Baseline contract value	£271,288.94

ACCESS*

Patients seen in 24 months	Total	Change since previous quarter
Quarter ending September 2018	3,195	
Quarter ending December 2018	3,136	↓
Quarter ending March 2019	3,122	→
Quarter ending June 2019	3,066	↓
Quarter ending September 2019	3,043	→
Variance since September 2018	(4.8%)	↓



ACTIVITY



Month	Adjusted Scheduled Activity (UDA)	
	2019	2020
April	519	0
May	1,203	1,395
June	1,804	1,849
July	2,769	2,381
August	3,595	2,920
September	4,289	3,535
October	5,023	
November	5,731	
December	6,023	
January	6,515	
February	7,245	
March	8,275	
April	8,317	
May	8,375	
June	8,375	

QUALITY

	Quantity	Base Number	Contract	AT	Region	England
% of FP17s for the same patient ID Re-attending within 3 months - Children	28	379	7.4%	10.9%	11.3%	11.5%
% of FP17s for the same patient ID Re-attending within 3 months - Adults	128	1,212	10.6%	14.3%	14.7%	15.4%
% of FP17s for the same patient ID Re-attending between 3 & 9 months - Children	197	379	52.0%	59.1%	60.8%	59.7%
% of FP17s for the same patient ID Re-attending between 3 & 9 months - Adults	588	1,212	48.5%	49.6%	52.8%	51.7%
% of FP17s for Band 1 Urgent Courses	122	1,528	8.0%	8.8%	8.2%	9.2%
% of FP17s Relating to Free Repair or Replacements	13	1,528	0.9%	0.6%	0.7%	0.7%
% of FP17s Relating to Continuations	5	1,528	0.3%	0.7%	0.8%	0.8%
% of Patients satisfied with the dentistry they have received	1	1	N/A	93.8%	93.2%	93.5%
% of Patients satisfied with the time they had to wait for an appointment	1	1	N/A	88.4%	88.5%	87.4%

* This is based on patients treated on this contract for their most recent course of treatment. Figures in italics indicate the base number of FP17s or Patient Questionnaire responses are less than 100. N/A is shown where the base number of responses is less than 10 during the period. % is calculated as Quantity/Base number*100

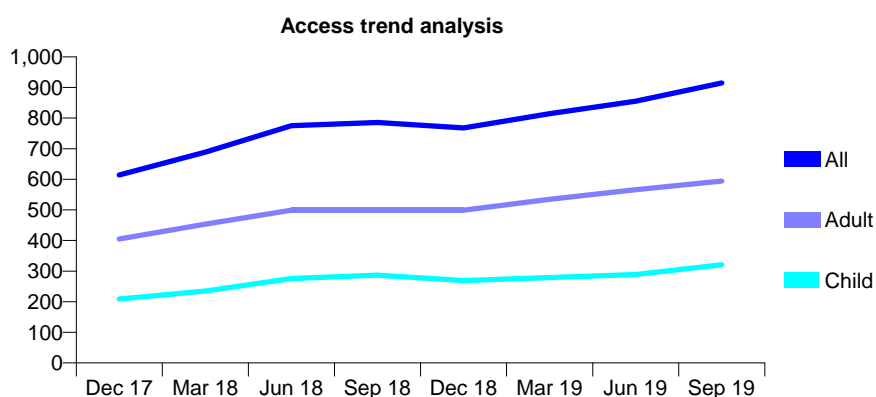
Q58 - Vital Signs At a Glance Contract Report for 852872/0001 - September 2019

Name or company name	MR RK VARMA
Contract type name	GDS Contract
Purpose of contract	General
Contract start date	01/04/2006
Contract end date	

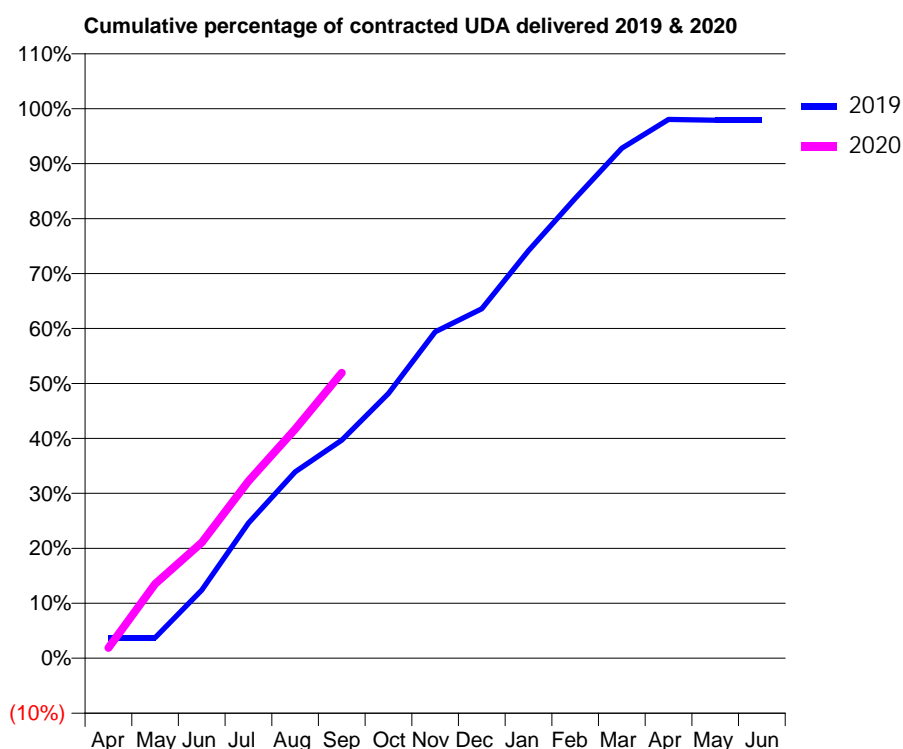
19/20 Contracted general activity (UDA)	1,916
Carry forward general activity (UDA)	0
19/20 Contracted orthodontic activity (UOA)	0
Carry forward orthodontic activity (UOA)	0
Baseline contract value	£45,797.32

ACCESS*

Patients seen in 24 months	Total	Change since previous quarter
Quarter ending September 2018	786	
Quarter ending December 2018	768	↓
Quarter ending March 2019	814	↑
Quarter ending June 2019	855	↑
Quarter ending September 2019	915	↑
Variance since September 2018	16.4%	↑



ACTIVITY



Month	2019	2020
April	72	36
May	72	259
June	237	403
July	471	617
August	650	799
September	760	995
October	923	
November	1,138	
December	1,218	
January	1,421	
February	1,603	
March	1,778	
April	1,878	
May	1,876	
June	1,876	

QUALITY

	Quantity	Base Number	Contract	AT	Region	England
% of FP17s for the same patient ID Re-attending within 3 months - Children	16	302	5.3%	10.9%	11.3%	11.5%
% of FP17s for the same patient ID Re-attending within 3 months - Adults	37	420	8.8%	14.3%	14.7%	15.4%
% of FP17s for the same patient ID Re-attending between 3 & 9 months - Children	202	302	66.9%	59.1%	60.8%	59.7%
% of FP17s for the same patient ID Re-attending between 3 & 9 months - Adults	219	420	52.1%	49.6%	52.8%	51.7%
% of FP17s for Band 1 Urgent Courses	31	673	4.6%	8.8%	8.2%	9.2%
% of FP17s Relating to Free Repair or Replacements	3	673	0.4%	0.6%	0.7%	0.7%
% of FP17s Relating to Continuations	0	673	0.0%	0.7%	0.8%	0.8%
% of Patients satisfied with the dentistry they have received	0	0	N/A	93.8%	93.2%	93.5%
% of Patients satisfied with the time they had to wait for an appointment	0	0	N/A	88.4%	88.5%	87.4%

* This is based on patients treated on this contract for their most recent course of treatment.

Figures in italics indicate the base number of FP17s or Patient Questionnaire responses are less than 100. N/A is shown where the base number of responses is less than 10 during the period. % is calculated as Quantity/Base number*100

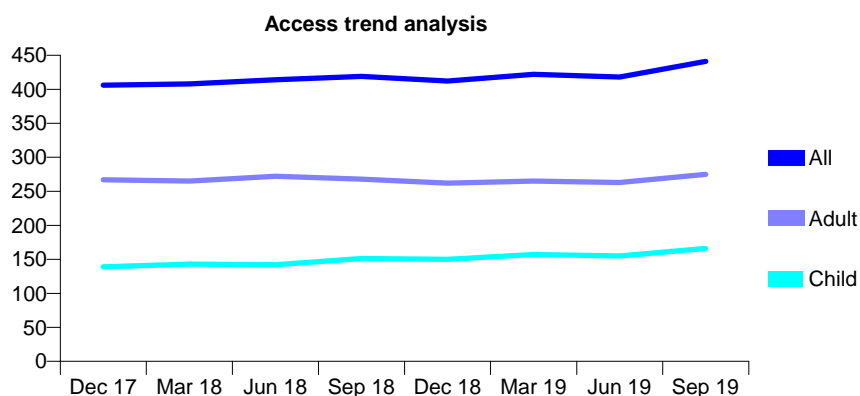
Q58 - Vital Signs At a Glance Contract Report for 854336/0001 - September 2019

Name or company name	MRS N WATERFALL
Contract type name	GDS Contract
Purpose of contract	General
Contract start date	01/06/2012
Contract end date	

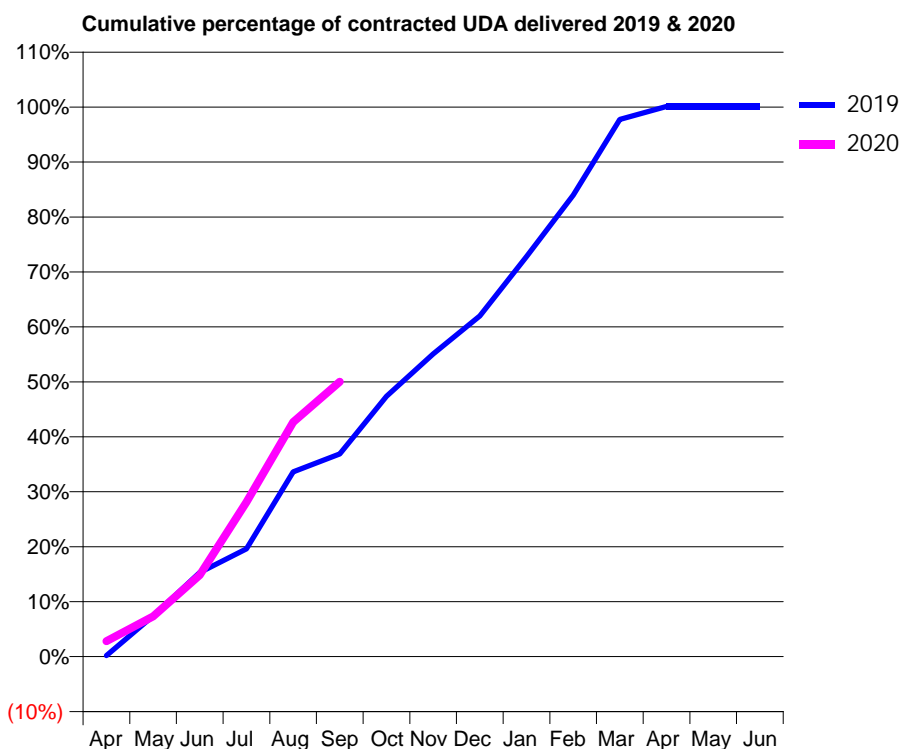
19/20 Contracted general activity (UDA)	936
Carry forward general activity (UDA)	0
19/20 Contracted orthodontic activity (UOA)	0
Carry forward orthodontic activity (UOA)	0
Baseline contract value	£25,789.51

ACCESS*

Patients seen in 24 months	Total	Change since previous quarter
Quarter ending September 2018	419	
Quarter ending December 2018	412	↓
Quarter ending March 2019	422	↑
Quarter ending June 2019	418	→
Quarter ending September 2019	441	↑
Variance since September 2018	5.3%	↑



ACTIVITY



Month	Adjusted Scheduled Activity (UDA)	
	2019	2020
April	2	26
May	69	69
June	143	139
July	184	263
August	315	399
September	345	468
October	443	
November	516	
December	580	
January	681	
February	786	
March	915	
April	937	
May	937	
June	937	

QUALITY

	Quantity	Base Number	Contract	AT	Region	England
% of FP17s for the same patient ID Re-attending within 3 months - Children	4	136	2.9%	10.9%	11.3%	11.5%
% of FP17s for the same patient ID Re-attending within 3 months - Adults	26	162	16.0%	14.3%	14.7%	15.4%
% of FP17s for the same patient ID Re-attending between 3 & 9 months - Children	90	136	66.2%	59.1%	60.8%	59.7%
% of FP17s for the same patient ID Re-attending between 3 & 9 months - Adults	94	162	58.0%	49.6%	52.8%	51.7%
% of FP17s for Band 1 Urgent Courses	23	282	8.2%	8.8%	8.2%	9.2%
% of FP17s Relating to Free Repair or Replacements	5	282	1.8%	0.6%	0.7%	0.7%
% of FP17s Relating to Continuations	2	282	0.7%	0.7%	0.8%	0.8%
% of Patients satisfied with the dentistry they have received	0	0	N/A	93.8%	93.2%	93.5%
% of Patients satisfied with the time they had to wait for an appointment	0	0	N/A	88.4%	88.5%	87.4%

* This is based on patients treated on this contract for their most recent course of treatment. Figures in italics indicate the base number of FP17s or Patient Questionnaire responses are less than 100. N/A is shown where the base number of responses is less than 10 during the period. % is calculated as Quantity/Base number*100

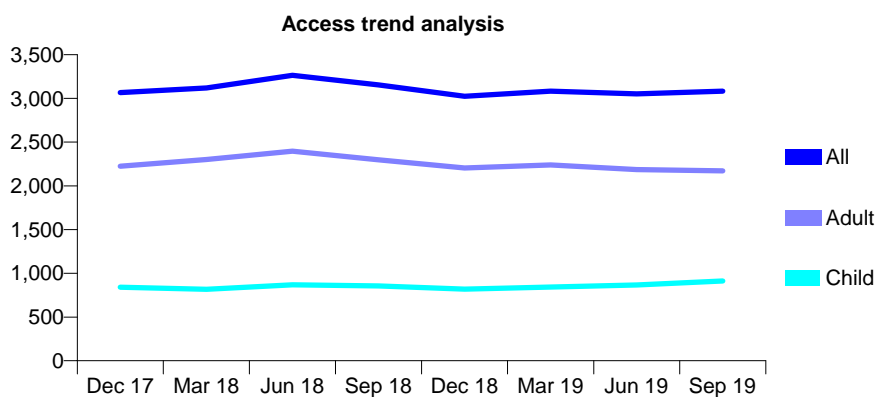
Q58 - Vital Signs At a Glance Contract Report for 856177/0001 - September 2019

Name or company name	MR PK BANERJEE
Contract type name	GDS Contract
Purpose of contract	General
Contract start date	01/06/2012
Contract end date	

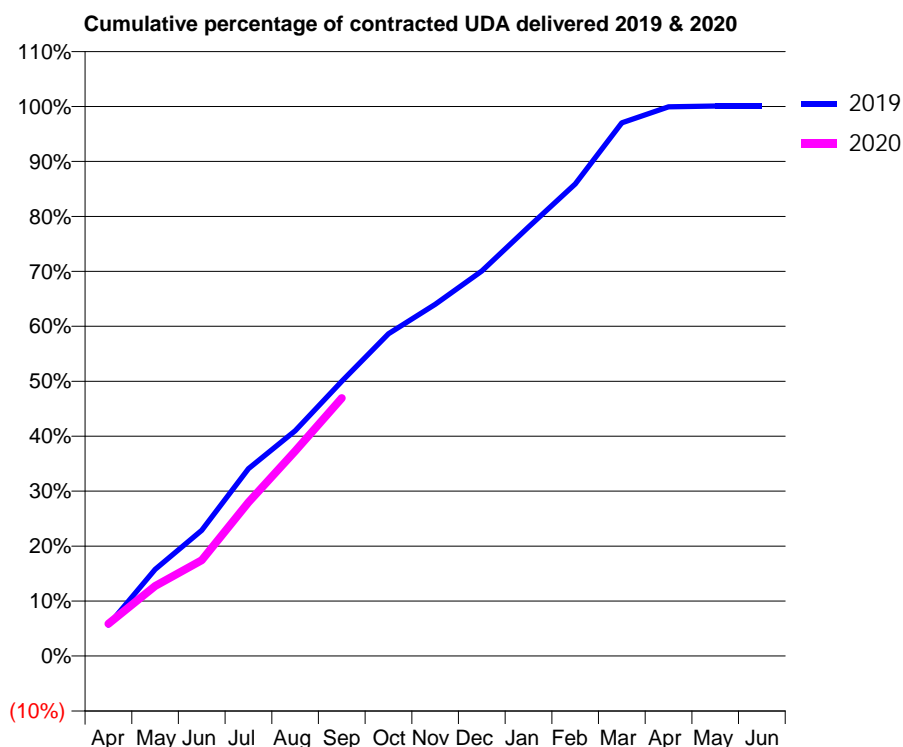
19/20 Contracted general activity (UDA)	8,446
Carry forward general activity (UDA)	0
19/20 Contracted orthodontic activity (UOA)	0
Carry forward orthodontic activity (UOA)	0
Baseline contract value	£183,308.40

ACCESS*

Patients seen in 24 months	Total	Change since previous quarter
Quarter ending September 2018	3,154	
Quarter ending December 2018	3,025	↓
Quarter ending March 2019	3,083	→
Quarter ending June 2019	3,053	→
Quarter ending September 2019	3,083	→
Variance since September 2018	(2.3%)	↓



ACTIVITY



Month	Adjusted Scheduled Activity (UDA)	
	2019	2020
April	476	495
May	1,333	1,078
June	1,932	1,473
July	2,878	2,363
August	3,462	3,149
September	4,221	3,966
October	4,954	
November	5,405	
December	5,917	
January	6,592	
February	7,254	
March	8,193	
April	8,440	
May	8,452	
June	8,452	

QUALITY

	Quantity	Base Number	Contract	AT	Region	England
% of FP17s for the same patient ID Re-attending within 3 months - Children	37	639	5.8%	10.9%	11.3%	11.5%
% of FP17s for the same patient ID Re-attending within 3 months - Adults	157	1,224	12.8%	14.3%	14.7%	15.4%
% of FP17s for the same patient ID Re-attending between 3 & 9 months - Children	218	639	34.1%	59.1%	60.8%	59.7%
% of FP17s for the same patient ID Re-attending between 3 & 9 months - Adults	425	1,224	34.7%	49.6%	52.8%	51.7%
% of FP17s for Band 1 Urgent Courses	118	1,731	6.8%	8.8%	8.2%	9.2%
% of FP17s Relating to Free Repair or Replacements	9	1,731	0.5%	0.6%	0.7%	0.7%
% of FP17s Relating to Continuations	21	1,731	1.2%	0.7%	0.8%	0.8%
% of Patients satisfied with the dentistry they have received	1	1	N/A	93.8%	93.2%	93.5%
% of Patients satisfied with the time they had to wait for an appointment	0	1	N/A	88.4%	88.5%	87.4%

* This is based on patients treated on this contract for their most recent course of treatment. Figures in italics indicate the base number of FP17s or Patient Questionnaire responses are less than 100. N/A is shown where the base number of responses is less than 10 during the period. % is calculated as Quantity/Base number*100

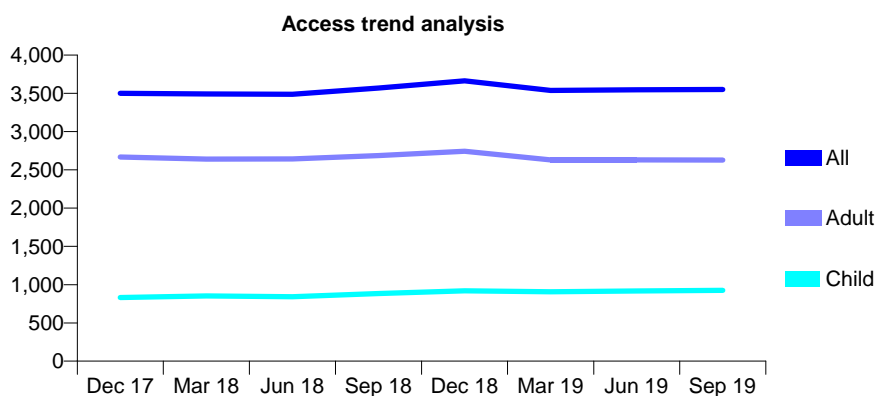
Q58 - Vital Signs At a Glance Contract Report for 856177/0002 - September 2019

Name or company name	MR PK BANERJEE
Contract type name	GDS Contract
Purpose of contract	General
Contract start date	01/06/2012
Contract end date	

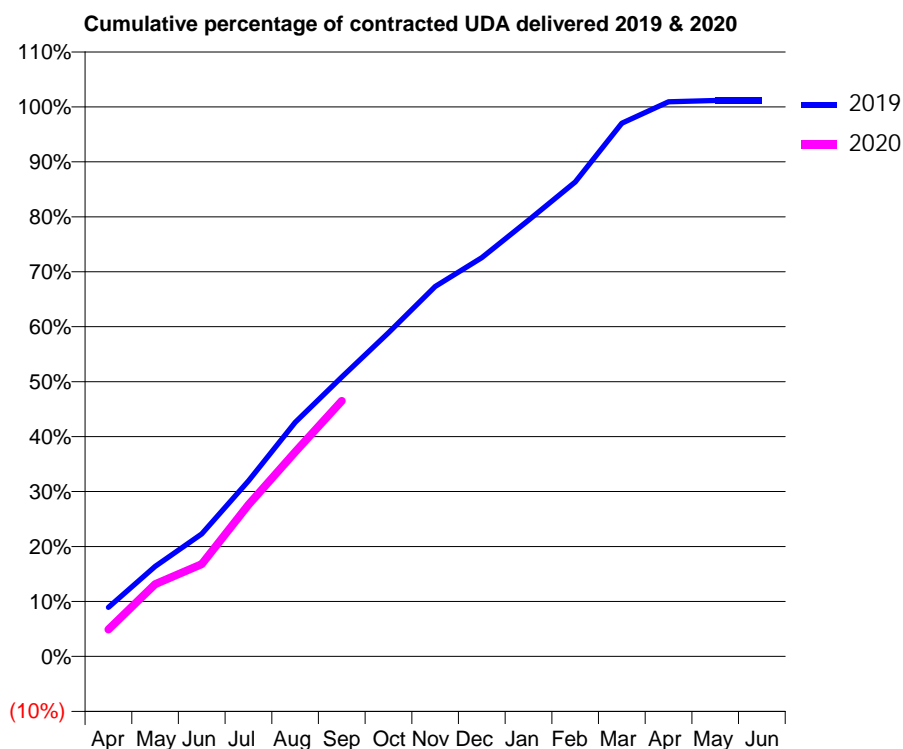
19/20 Contracted general activity (UDA)	10,003
Carry forward general activity (UDA)	0
19/20 Contracted orthodontic activity (UOA)	0
Carry forward orthodontic activity (UOA)	0
Baseline contract value	£225,106.08

ACCESS*

Patients seen in 24 months	Total	Change since previous quarter
Quarter ending September 2018	3,568	
Quarter ending December 2018	3,662	↑
Quarter ending March 2019	3,537	↓
Quarter ending June 2019	3,546	→
Quarter ending September 2019	3,551	→
Variance since September 2018	(0.5%)	→



ACTIVITY



Month	2019	2020
April	891	491
May	1,640	1,318
June	2,230	1,679
July	3,193	2,760
August	4,262	3,722
September	5,084	4,651
October	5,892	
November	6,732	
December	7,258	
January	7,939	
February	8,636	
March	9,706	
April	10,095	
May	10,118	
June	10,118	

QUALITY

	Quantity	Base Number	Contract	AT	Region	England
% of FP17s for the same patient ID Re-attending within 3 months - Children	38	603	6.3%	10.9%	11.3%	11.5%
% of FP17s for the same patient ID Re-attending within 3 months - Adults	215	1,551	13.9%	14.3%	14.7%	15.4%
% of FP17s for the same patient ID Re-attending between 3 & 9 months - Children	243	603	40.3%	59.1%	60.8%	59.7%
% of FP17s for the same patient ID Re-attending between 3 & 9 months - Adults	498	1,551	32.1%	49.6%	52.8%	51.7%
% of FP17s for Band 1 Urgent Courses	211	2,010	10.5%	8.8%	8.2%	9.2%
% of FP17s Relating to Free Repair or Replacements	19	2,010	0.9%	0.6%	0.7%	0.7%
% of FP17s Relating to Continuations	34	2,010	1.7%	0.7%	0.8%	0.8%
% of Patients satisfied with the dentistry they have received	0	1	N/A	93.8%	93.2%	93.5%
% of Patients satisfied with the time they had to wait for an appointment	1	1	N/A	88.4%	88.5%	87.4%

* This is based on patients treated on this contract for their most recent course of treatment. Figures in italics indicate the base number of FP17s or Patient Questionnaire responses are less than 100. N/A is shown where the base number of responses is less than 10 during the period. % is calculated as Quantity/Base number*100

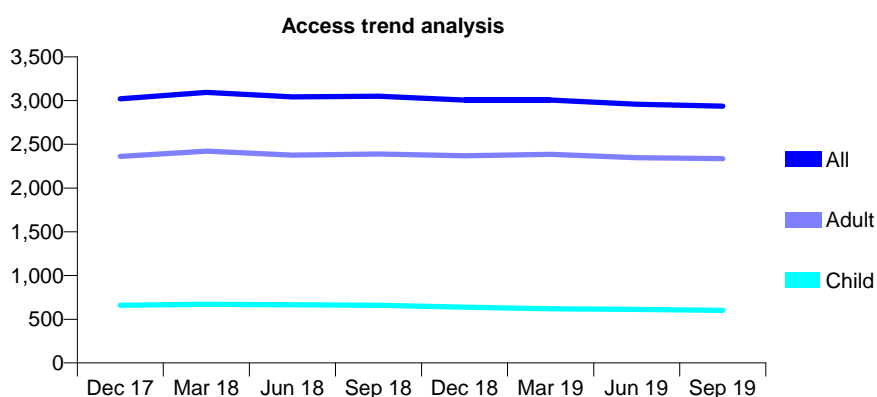
Q58 - Vital Signs At a Glance Contract Report for 857661/0001 - September 2019

Name or company name	No 1 High Street Dental Practice Partnershi
Contract type name	GDS Contract
Purpose of contract	General
Contract start date	01/04/2006
Contract end date	

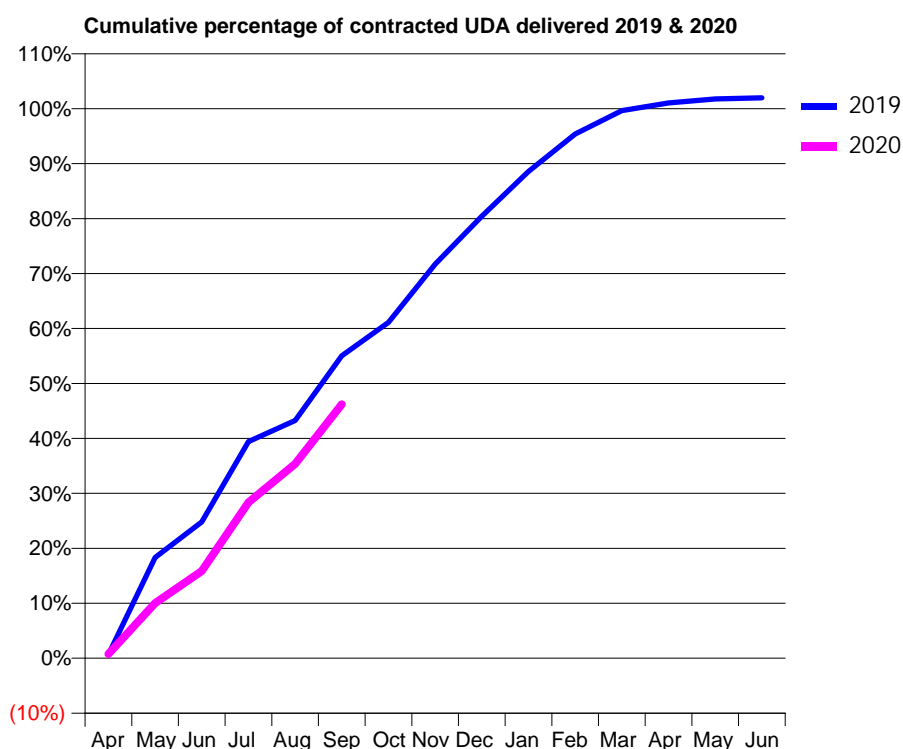
19/20 Contracted general activity (UDA)	6,164
Carry forward general activity (UDA)	0
19/20 Contracted orthodontic activity (UOA)	0
Carry forward orthodontic activity (UOA)	0
Baseline contract value	£160,209.88

ACCESS*

Patients seen in 24 months	Total	Change since previous quarter
Quarter ending September 2018	3,049	
Quarter ending December 2018	3,007	↓
Quarter ending March 2019	3,006	→
Quarter ending June 2019	2,958	↓
Quarter ending September 2019	2,937	→
Variance since September 2018	(3.7%)	↓



ACTIVITY



Adjusted Scheduled Activity (UDA)		
Month	2019	2020
April	43	49
May	1,129	618
June	1,528	978
July	2,431	1,748
August	2,667	2,180
September	3,392	2,849
October	3,767	
November	4,420	
December	4,957	
January	5,460	
February	5,879	
March	6,141	
April	6,228	
May	6,273	
June	6,286	

QUALITY

	Quantity	Base Number	Contract	AT	Region	England
% of FP17s for the same patient ID Re-attending within 3 months - Children	26	529	4.9%	10.9%	11.3%	11.5%
% of FP17s for the same patient ID Re-attending within 3 months - Adults	73	1,451	5.0%	14.3%	14.7%	15.4%
% of FP17s for the same patient ID Re-attending between 3 & 9 months - Children	371	529	70.1%	59.1%	60.8%	59.7%
% of FP17s for the same patient ID Re-attending between 3 & 9 months - Adults	886	1,451	61.1%	49.6%	52.8%	51.7%
% of FP17s for Band 1 Urgent Courses	87	1,857	4.7%	8.8%	8.2%	9.2%
% of FP17s Relating to Free Repair or Replacements	3	1,857	0.2%	0.6%	0.7%	0.7%
% of FP17s Relating to Continuations	3	1,857	0.2%	0.7%	0.8%	0.8%
% of Patients satisfied with the dentistry they have received	3	3	N/A	93.8%	93.2%	93.5%
% of Patients satisfied with the time they had to wait for an appointment	2	3	N/A	88.4%	88.5%	87.4%

* This is based on patients treated on this contract for their most recent course of treatment.

Figures in italics indicate the base number of FP17s or Patient Questionnaire responses are less than 100. N/A is shown where the base number of responses is less than 10 during the period. % is calculated as Quantity/Base number*100

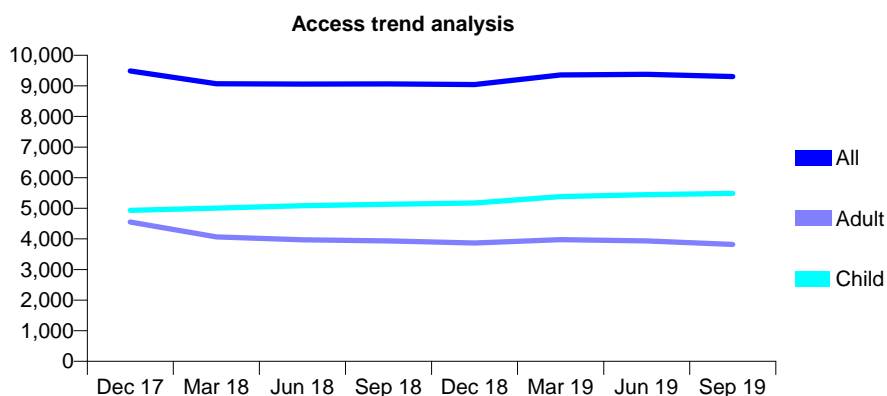
Q58 - Vital Signs At a Glance Contract Report for 859559/0001 - September 2019

Name or company name	MR S NASEEM
Contract type name	GDS Contract
Purpose of contract	General
Contract start date	01/04/2006
Contract end date	

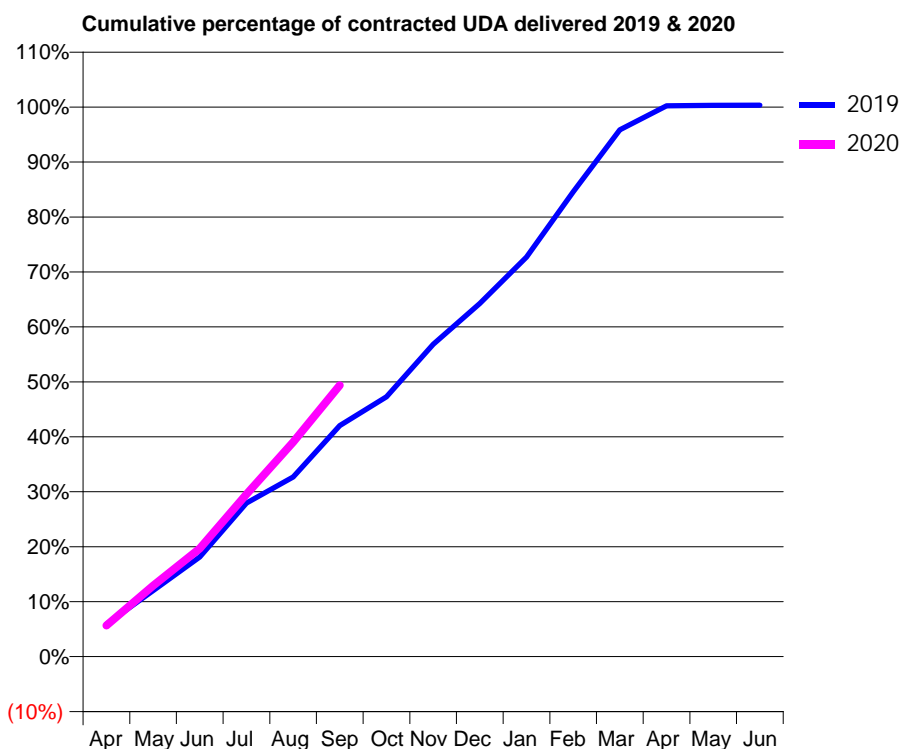
19/20 Contracted general activity (UDA)	18,579
Carry forward general activity (UDA)	0
19/20 Contracted orthodontic activity (UOA)	0
Carry forward orthodontic activity (UOA)	0
Baseline contract value	£518,524.22

ACCESS*

Patients seen in 24 months	Total	Change since previous quarter
Quarter ending September 2018	9,065	
Quarter ending December 2018	9,044	→
Quarter ending March 2019	9,359	↑
Quarter ending June 2019	9,378	→
Quarter ending September 2019	9,306	→
Variance since September 2018	2.7%	↑



ACTIVITY



Month	Adjusted Scheduled Activity (UDA)	
	2019	2020
April	1,099	1,051
May	2,233	2,399
June	3,371	3,656
July	5,194	5,490
August	6,073	7,251
September	7,810	9,174
October	8,785	
November	10,559	
December	11,939	
January	13,511	
February	15,712	
March	17,811	
April	18,624	
May	18,636	
June	18,639	

QUALITY

	Quantity	Base Number	Contract	AT	Region	England
% of FP17s for the same patient ID Re-attending within 3 months - Children	197	4,185	4.7%	10.9%	11.3%	11.5%
% of FP17s for the same patient ID Re-attending within 3 months - Adults	239	1,771	13.5%	14.3%	14.7%	15.4%
% of FP17s for the same patient ID Re-attending between 3 & 9 months - Children	2,522	4,185	60.3%	59.1%	60.8%	59.7%
% of FP17s for the same patient ID Re-attending between 3 & 9 months - Adults	765	1,771	43.2%	49.6%	52.8%	51.7%
% of FP17s for Band 1 Urgent Courses	345	5,504	6.3%	8.8%	8.2%	9.2%
% of FP17s Relating to Free Repair or Replacements	1	5,504	0.0%	0.6%	0.7%	0.7%
% of FP17s Relating to Continuations	5	5,504	0.1%	0.7%	0.8%	0.8%
% of Patients satisfied with the dentistry they have received	1	1	N/A	93.8%	93.2%	93.5%
% of Patients satisfied with the time they had to wait for an appointment	1	1	N/A	88.4%	88.5%	87.4%

* This is based on patients treated on this contract for their most recent course of treatment. Figures in italics indicate the base number of FP17s or Patient Questionnaire responses are less than 100. N/A is shown where the base number of responses is less than 10 during the period. % is calculated as Quantity/Base number*100

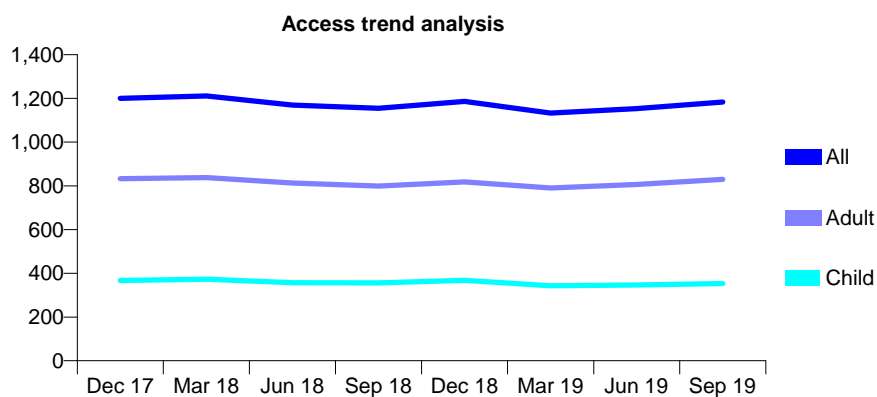
Q58 - Vital Signs At a Glance Contract Report for 860328/0001 - September 2019

Name or company name	MR A VORA
Contract type name	GDS Contract
Purpose of contract	General
Contract start date	08/09/2011
Contract end date	

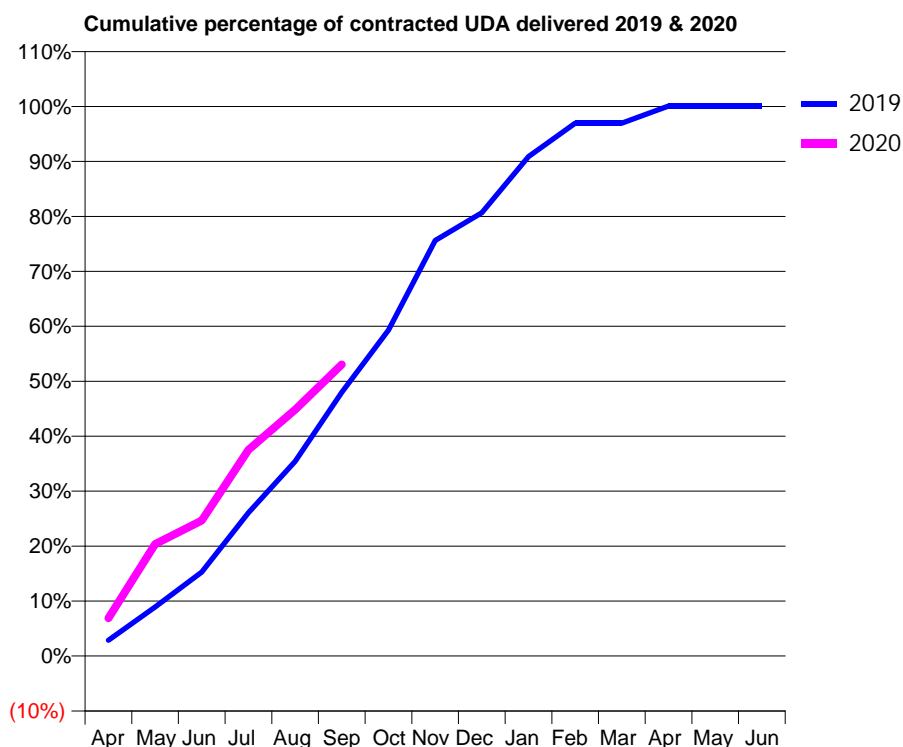
19/20 Contracted general activity (UDA)	3,330
Carry forward general activity (UDA)	0
19/20 Contracted orthodontic activity (UOA)	0
Carry forward orthodontic activity (UOA)	0
Baseline contract value	£98,448.39

ACCESS*

Patients seen in 24 months	Total	Change since previous quarter
Quarter ending September 2018	1,155	
Quarter ending December 2018	1,186	↑
Quarter ending March 2019	1,133	↓
Quarter ending June 2019	1,153	→
Quarter ending September 2019	1,183	↑
Variance since September 2018	2.4%	↑



ACTIVITY



Month	Adjusted Scheduled Activity (UDA)	
	2019	2020
April	96	229
May	298	678
June	509	821
July	869	1,250
August	1,180	1,493
September	1,598	1,767
October	1,974	
November	2,517	
December	2,686	
January	3,026	
February	3,229	
March	3,229	
April	3,332	
May	3,332	
June	3,332	

QUALITY

	Quantity	Base Number	Contract	AT	Region	England
% of FP17s for the same patient ID Re-attending within 3 months - Children	18	288	6.3%	10.9%	11.3%	11.5%
% of FP17s for the same patient ID Re-attending within 3 months - Adults	43	500	8.6%	14.3%	14.7%	15.4%
% of FP17s for the same patient ID Re-attending between 3 & 9 months - Children	128	288	44.4%	59.1%	60.8%	59.7%
% of FP17s for the same patient ID Re-attending between 3 & 9 months - Adults	197	500	39.4%	49.6%	52.8%	51.7%
% of FP17s for Band 1 Urgent Courses	41	718	5.7%	8.8%	8.2%	9.2%
% of FP17s Relating to Free Repair or Replacements	12	718	1.7%	0.6%	0.7%	0.7%
% of FP17s Relating to Continuations	8	718	1.1%	0.7%	0.8%	0.8%
% of Patients satisfied with the dentistry they have received	0	0	N/A	93.8%	93.2%	93.5%
% of Patients satisfied with the time they had to wait for an appointment	0	0	N/A	88.4%	88.5%	87.4%

* This is based on patients treated on this contract for their most recent course of treatment. Figures in italics indicate the base number of FP17s or Patient Questionnaire responses are less than 100. N/A is shown where the base number of responses is less than 10 during the period. % is calculated as Quantity/Base number*100

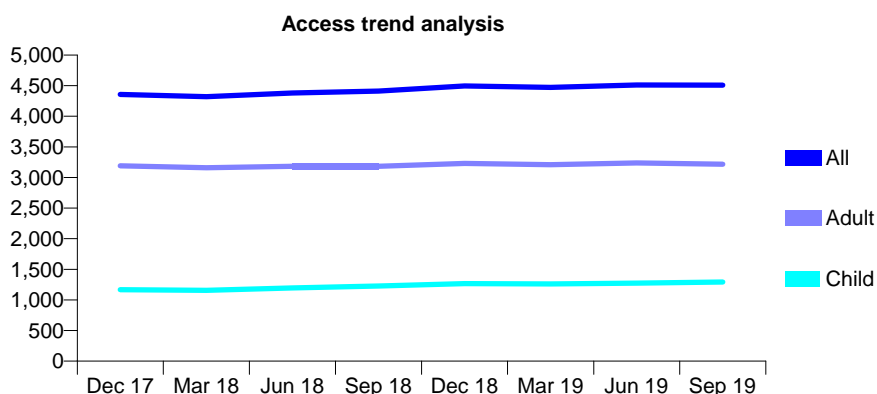
Q58 - Vital Signs At a Glance Contract Report for 897833/0001 - September 2019

Name or company name	MISS MS CHOHAN
Contract type name	GDS Contract
Purpose of contract	General
Contract start date	06/02/2013
Contract end date	

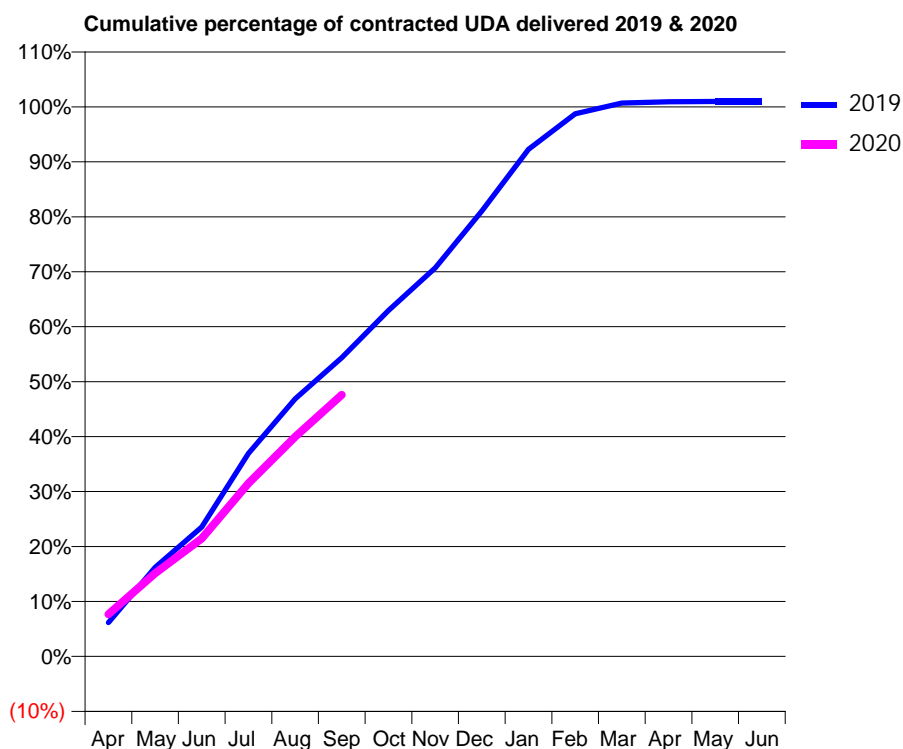
19/20 Contracted general activity (UDA)	9,904
Carry forward general activity (UDA)	0
19/20 Contracted orthodontic activity (UOA)	0
Carry forward orthodontic activity (UOA)	0
Baseline contract value	£278,279.64

ACCESS*

Patients seen in 24 months	Total	Change since previous quarter
Quarter ending September 2018	4,410	
Quarter ending December 2018	4,496	→
Quarter ending March 2019	4,472	→
Quarter ending June 2019	4,511	→
Quarter ending September 2019	4,509	→
Variance since September 2018	2.2%	↑



ACTIVITY



Month	Adjusted Scheduled Activity (UDA)	
	2019	2020
April	612	760
May	1,607	1,499
June	2,334	2,127
July	3,660	3,119
August	4,643	3,960
September	5,384	4,715
October	6,234	
November	7,003	
December	8,025	
January	9,138	
February	9,779	
March	9,972	
April	9,995	
May	10,002	
June	10,002	

QUALITY

	Quantity	Base Number	Contract	AT	Region	England
% of FP17s for the same patient ID Re-attending within 3 months - Children	60	1,078	5.6%	10.9%	11.3%	11.5%
% of FP17s for the same patient ID Re-attending within 3 months - Adults	172	2,034	8.5%	14.3%	14.7%	15.4%
% of FP17s for the same patient ID Re-attending between 3 & 9 months - Children	715	1,078	66.3%	59.1%	60.8%	59.7%
% of FP17s for the same patient ID Re-attending between 3 & 9 months - Adults	1,004	2,034	49.4%	49.6%	52.8%	51.7%
% of FP17s for Band 1 Urgent Courses	242	3,095	7.8%	8.8%	8.2%	9.2%
% of FP17s Relating to Free Repair or Replacements	13	3,095	0.4%	0.6%	0.7%	0.7%
% of FP17s Relating to Continuations	4	3,095	0.1%	0.7%	0.8%	0.8%
% of Patients satisfied with the dentistry they have received	0	0	N/A	93.8%	93.2%	93.5%
% of Patients satisfied with the time they had to wait for an appointment	0	0	N/A	88.4%	88.5%	87.4%

* This is based on patients treated on this contract for their most recent course of treatment. Figures in italics indicate the base number of FP17s or Patient Questionnaire responses are less than 100. N/A is shown where the base number of responses is less than 10 during the period. % is calculated as Quantity/Base number*100

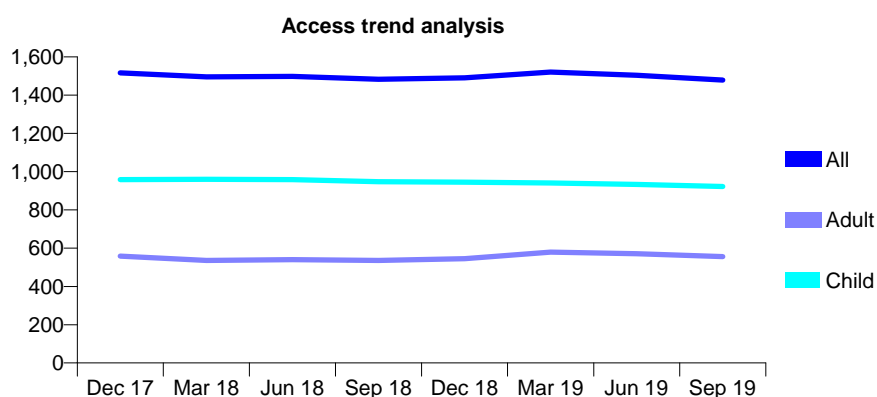
Q58 - Vital Signs At a Glance Contract Report for 901563/0002 - September 2019

Name or company name	MR ES BYRNE
Contract type name	GDS Contract
Purpose of contract	General
Contract start date	10/03/2013
Contract end date	

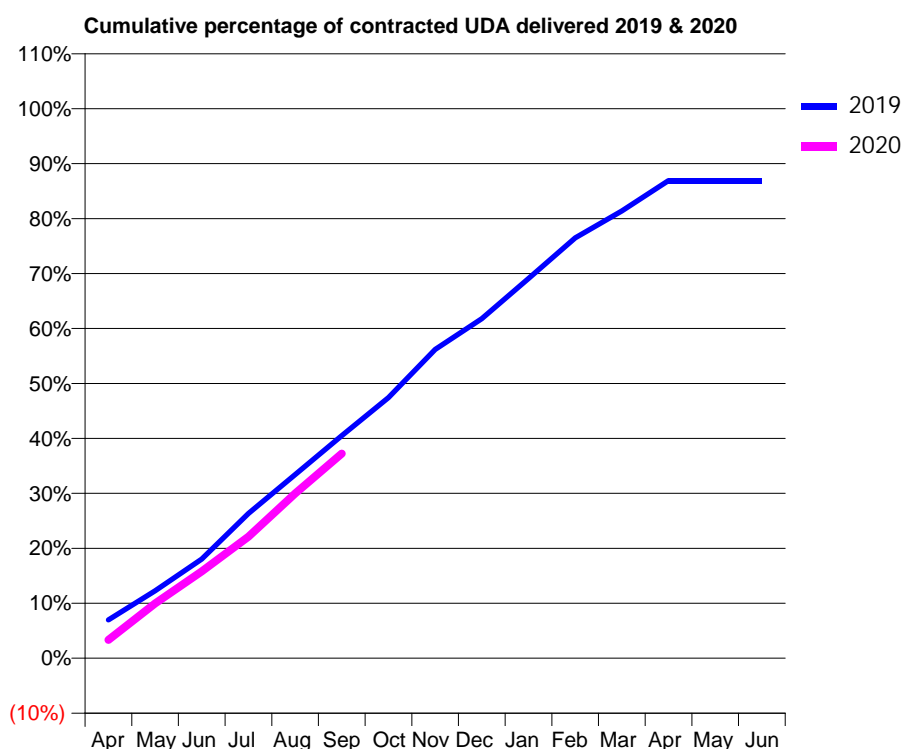
19/20 Contracted general activity (UDA)	3,327
Carry forward general activity (UDA)	0
19/20 Contracted orthodontic activity (UOA)	0
Carry forward orthodontic activity (UOA)	0
Baseline contract value	£82,408.76

ACCESS*

Patients seen in 24 months	Total	Change since previous quarter
Quarter ending September 2018	1,483	
Quarter ending December 2018	1,490	→
Quarter ending March 2019	1,520	↑
Quarter ending June 2019	1,504	↓
Quarter ending September 2019	1,478	↓
Variance since September 2018	(0.3%)	→



ACTIVITY



Month	2019	2020
April	232	111
May	408	332
June	600	526
July	877	736
August	1,112	997
September	1,347	1,239
October	1,578	
November	1,870	
December	2,056	
January	2,299	
February	2,544	
March	2,707	
April	2,891	
May	2,891	
June	2,891	

QUALITY

	Quantity	Base Number	Contract	AT	Region	England
% of FP17s for the same patient ID Re-attending within 3 months - Children	59	771	7.7%	10.9%	11.3%	11.5%
% of FP17s for the same patient ID Re-attending within 3 months - Adults	29	296	9.8%	14.3%	14.7%	15.4%
% of FP17s for the same patient ID Re-attending between 3 & 9 months - Children	502	771	65.1%	59.1%	60.8%	59.7%
% of FP17s for the same patient ID Re-attending between 3 & 9 months - Adults	123	296	41.6%	49.6%	52.8%	51.7%
% of FP17s for Band 1 Urgent Courses	54	942	5.7%	8.8%	8.2%	9.2%
% of FP17s Relating to Free Repair or Replacements	0	942	0.0%	0.6%	0.7%	0.7%
% of FP17s Relating to Continuations	9	942	1.0%	0.7%	0.8%	0.8%
% of Patients satisfied with the dentistry they have received	1	1	N/A	93.8%	93.2%	93.5%
% of Patients satisfied with the time they had to wait for an appointment	1	1	N/A	88.4%	88.5%	87.4%

* This is based on patients treated on this contract for their most recent course of treatment. Figures in italics indicate the base number of FP17s or Patient Questionnaire responses are less than 100. N/A is shown where the base number of responses is less than 10 during the period. % is calculated as Quantity/Base number*100

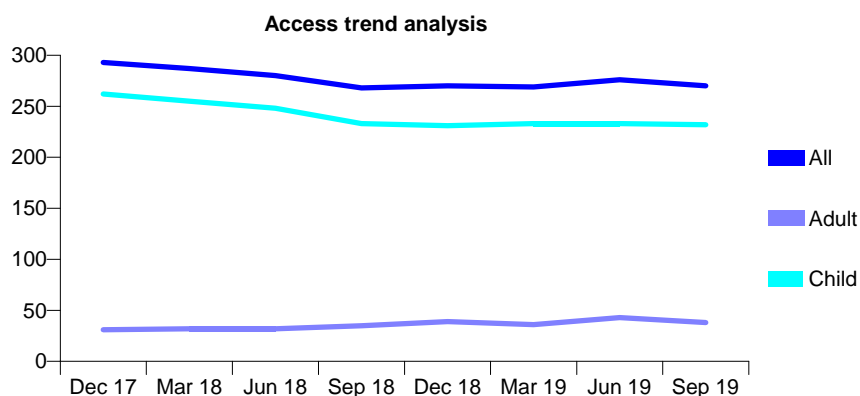
Q58 - Vital Signs At a Glance Contract Report for 908312/0001 - September 2019

Name or company name	MR CW LEWIS
Contract type name	GDS Contract
Purpose of contract	General and Orthodontic
Contract start date	01/04/2006
Contract end date	

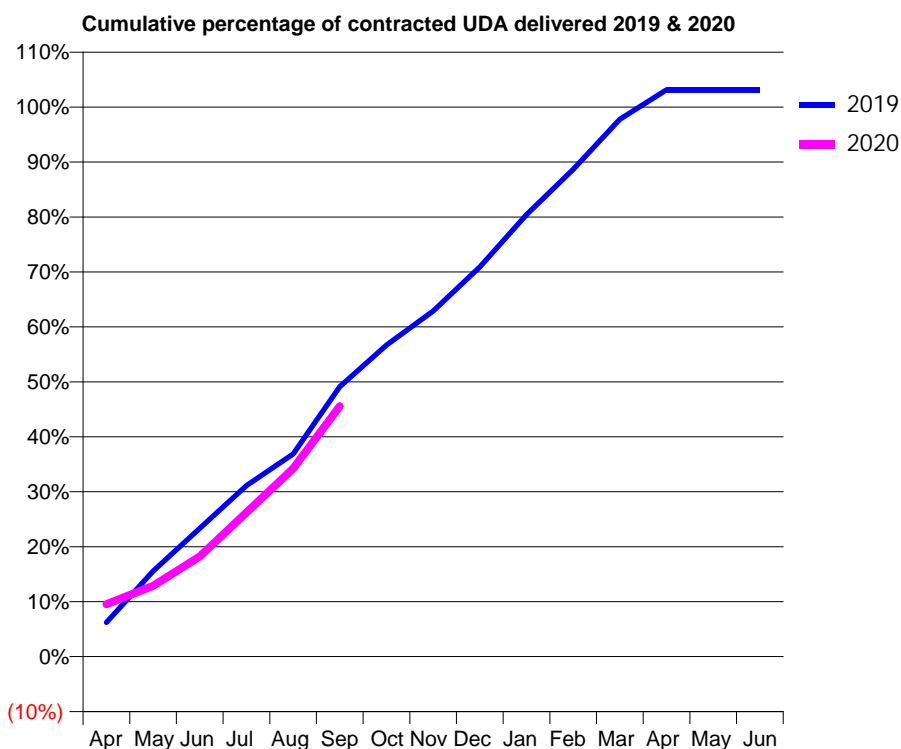
19/20 Contracted general activity (UDA)	450
Carry forward general activity (UDA)	-9
19/20 Contracted orthodontic activity (UOA)	871
Carry forward orthodontic activity (UOA)	-3
Baseline contract value	£74,421.24

ACCESS*

Patients seen in 24 months	Total	Change since previous quarter
Quarter ending September 2018	268	
Quarter ending December 2018	270	→
Quarter ending March 2019	269	→
Quarter ending June 2019	276	↑
Quarter ending September 2019	270	↓
Variance since September 2018	0.7%	→



ACTIVITY



Month	Adjusted Scheduled Activity (UDA)	
	2019	2020
April	28	43
May	70	58
June	105	82
July	140	118
August	166	154
September	221	205
October	255	
November	283	
December	319	
January	362	
February	399	
March	440	
April	464	
May	464	
June	464	

QUALITY

	Quantity	Base Number	Contract	AT	Region	England
% of FP17s for the same patient ID Re-attending within 3 months - Children	9	236	3.8%	10.9%	11.3%	11.5%
% of FP17s for the same patient ID Re-attending within 3 months - Adults	0	9	0.0%	14.3%	14.7%	15.4%
% of FP17s for the same patient ID Re-attending between 3 & 9 months - Children	130	236	55.1%	59.1%	60.8%	59.7%
% of FP17s for the same patient ID Re-attending between 3 & 9 months - Adults	7	9	77.8%	49.6%	52.8%	51.7%
% of FP17s for Band 1 Urgent Courses	0	168	0.0%	8.8%	8.2%	9.2%
% of FP17s Relating to Free Repair or Replacements	0	168	0.0%	0.6%	0.7%	0.7%
% of FP17s Relating to Continuations	2	168	1.2%	0.7%	0.8%	0.8%
% of Patients satisfied with the dentistry they have received	0	0	N/A	93.8%	93.2%	93.5%
% of Patients satisfied with the time they had to wait for an appointment	0	0	N/A	88.4%	88.5%	87.4%

* This is based on patients treated on this contract for their most recent course of treatment. Figures in italics indicate the base number of FP17s or Patient Questionnaire responses are less than 100. N/A is shown where the base number of responses is less than 10 during the period. % is calculated as Quantity/Base number*100

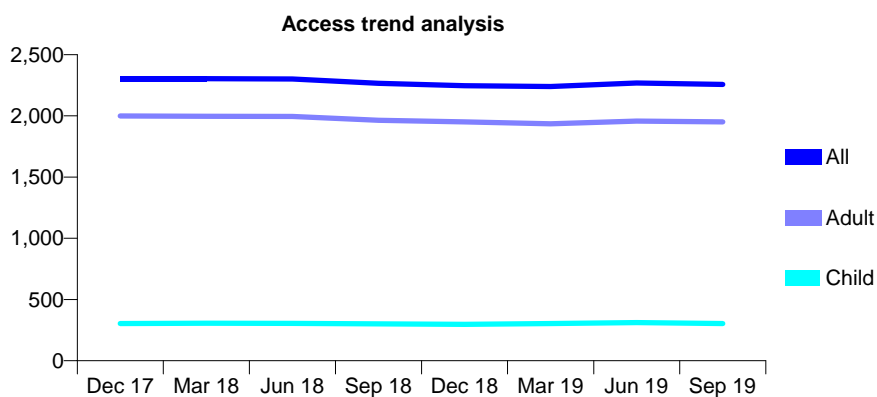
Q58 - Vital Signs At a Glance Contract Report for 908681/0001 - September 2019

Name or company name	MR AM MCGREGOR
Contract type name	GDS Contract
Purpose of contract	General
Contract start date	01/04/2006
Contract end date	

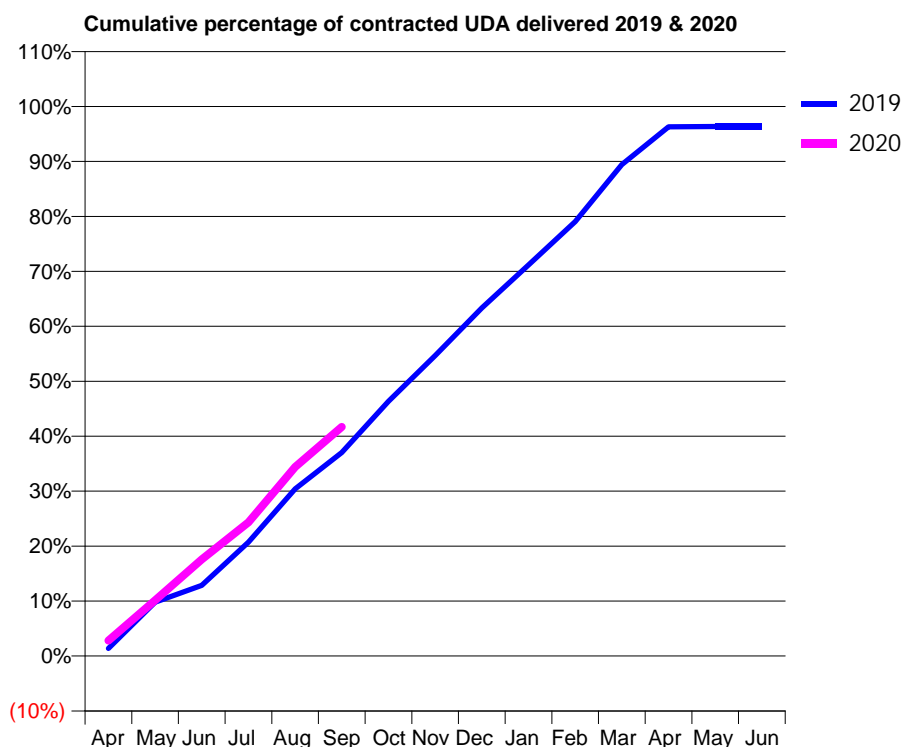
19/20 Contracted general activity (UDA)	6,292
Carry forward general activity (UDA)	0
19/20 Contracted orthodontic activity (UOA)	0
Carry forward orthodontic activity (UOA)	0
Baseline contract value	£149,345.69

ACCESS*

Patients seen in 24 months	Total	Change since previous quarter
Quarter ending September 2018	2,266	
Quarter ending December 2018	2,247	→
Quarter ending March 2019	2,240	→
Quarter ending June 2019	2,269	→
Quarter ending September 2019	2,256	→
Variance since September 2018	(0.4%)	→



ACTIVITY



Month	Adjusted Scheduled Activity (UDA)	
	2019	2020
April	88	179
May	616	639
June	809	1,107
July	1,304	1,531
August	1,914	2,166
September	2,331	2,623
October	2,916	
November	3,441	
December	3,984	
January	4,477	
February	4,974	
March	5,626	
April	6,058	
May	6,062	
June	6,062	

QUALITY

	Quantity	Base Number	Contract	AT	Region	England
% of FP17s for the same patient ID Re-attending within 3 months - Children	14	241	5.8%	10.9%	11.3%	11.5%
% of FP17s for the same patient ID Re-attending within 3 months - Adults	272	1,684	16.2%	14.3%	14.7%	15.4%
% of FP17s for the same patient ID Re-attending between 3 & 9 months - Children	171	241	71.0%	59.1%	60.8%	59.7%
% of FP17s for the same patient ID Re-attending between 3 & 9 months - Adults	1,104	1,684	65.6%	49.6%	52.8%	51.7%
% of FP17s for Band 1 Urgent Courses	135	1,750	7.7%	8.8%	8.2%	9.2%
% of FP17s Relating to Free Repair or Replacements	15	1,750	0.9%	0.6%	0.7%	0.7%
% of FP17s Relating to Continuations	9	1,750	0.5%	0.7%	0.8%	0.8%
% of Patients satisfied with the dentistry they have received	2	2	N/A	93.8%	93.2%	93.5%
% of Patients satisfied with the time they had to wait for an appointment	2	2	N/A	88.4%	88.5%	87.4%

* This is based on patients treated on this contract for their most recent course of treatment. Figures in italics indicate the base number of FP17s or Patient Questionnaire responses are less than 100. N/A is shown where the base number of responses is less than 10 during the period. % is calculated as Quantity/Base number*100

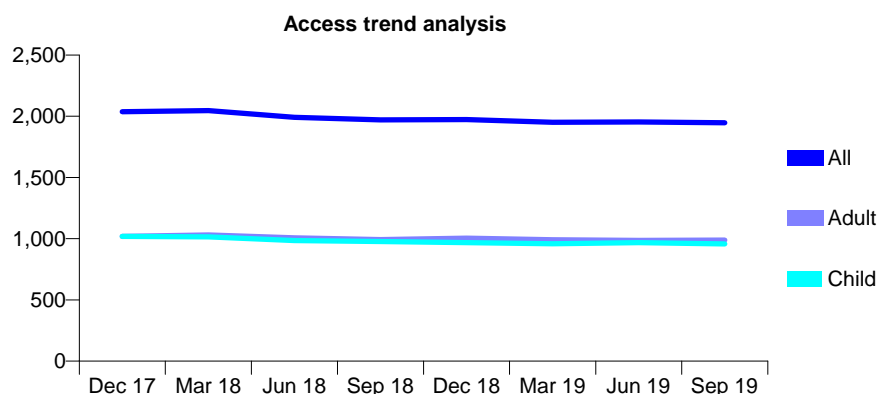
Q58 - Vital Signs At a Glance Contract Report for 908916/0001 - September 2019

Name or company name	Redbourn Dental Care
Contract type name	GDS Contract
Purpose of contract	General
Contract start date	01/04/2006
Contract end date	

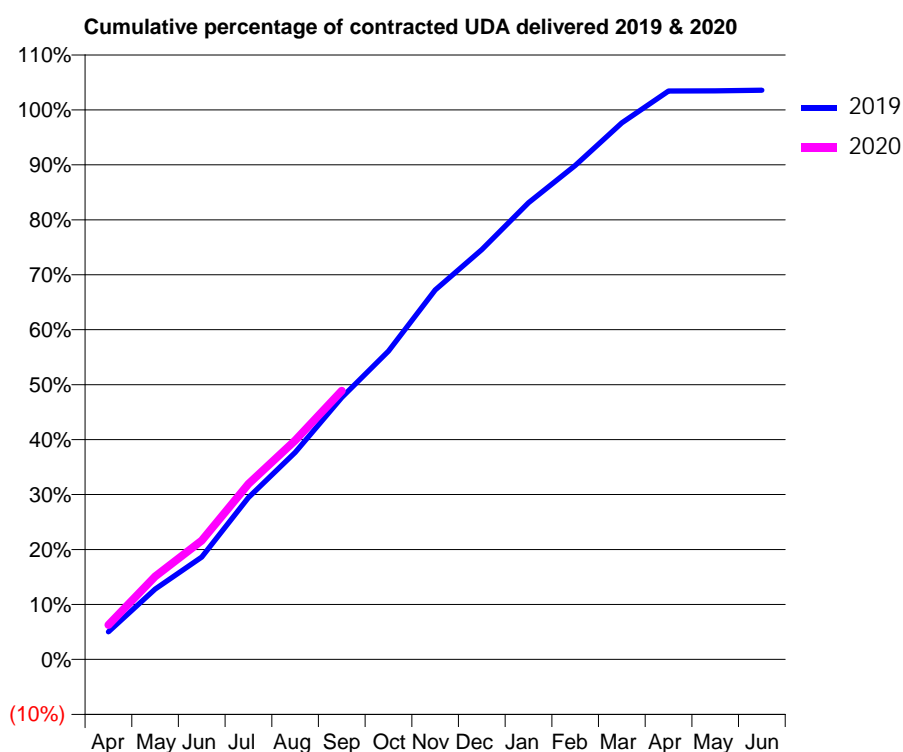
19/20 Contracted general activity (UDA)	4,829
Carry forward general activity (UDA)	0
19/20 Contracted orthodontic activity (UOA)	0
Carry forward orthodontic activity (UOA)	0
Baseline contract value	£122,426.00

ACCESS*

Patients seen in 24 months	Total	Change since previous quarter
Quarter ending September 2018	1,970	
Quarter ending December 2018	1,973	→
Quarter ending March 2019	1,951	↓
Quarter ending June 2019	1,954	→
Quarter ending September 2019	1,947	→
Variance since September 2018	(1.2%)	↓



ACTIVITY



Adjusted Scheduled Activity (UDA)		
Month	2019	2020
April	243	303
May	618	729
June	899	1,045
July	1,423	1,543
August	1,819	1,925
September	2,302	2,360
October	2,710	
November	3,247	
December	3,601	
January	4,013	
February	4,340	
March	4,715	
April	4,995	
May	4,996	
June	5,002	

QUALITY

	Quantity	Base Number	Contract	AT	Region	England
% of FP17s for the same patient ID Re-attending within 3 months - Children	31	752	4.1%	10.9%	11.3%	11.5%
% of FP17s for the same patient ID Re-attending within 3 months - Adults	72	638	11.3%	14.3%	14.7%	15.4%
% of FP17s for the same patient ID Re-attending between 3 & 9 months - Children	481	752	64.0%	59.1%	60.8%	59.7%
% of FP17s for the same patient ID Re-attending between 3 & 9 months - Adults	366	638	57.4%	49.6%	52.8%	51.7%
% of FP17s for Band 1 Urgent Courses	36	1,256	2.9%	8.8%	8.2%	9.2%
% of FP17s Relating to Free Repair or Replacements	6	1,256	0.5%	0.6%	0.7%	0.7%
% of FP17s Relating to Continuations	8	1,256	0.6%	0.7%	0.8%	0.8%
% of Patients satisfied with the dentistry they have received	1	1	N/A	93.8%	93.2%	93.5%
% of Patients satisfied with the time they had to wait for an appointment	0	1	N/A	88.4%	88.5%	87.4%

* This is based on patients treated on this contract for their most recent course of treatment. Figures in italics indicate the base number of FP17s or Patient Questionnaire responses are less than 100. N/A is shown where the base number of responses is less than 10 during the period. % is calculated as Quantity/Base number*100

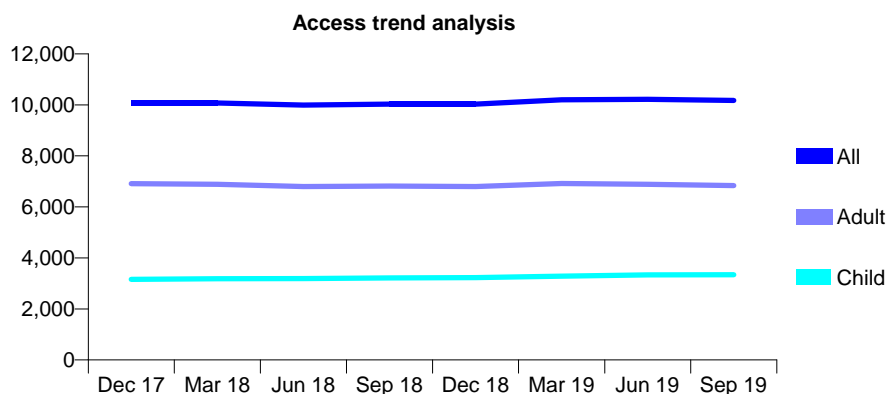
Q58 - Vital Signs At a Glance Contract Report for 910651/0001 - September 2019

Name or company name	MR GR EVANS
Contract type name	GDS Contract
Purpose of contract	General
Contract start date	01/04/2006
Contract end date	

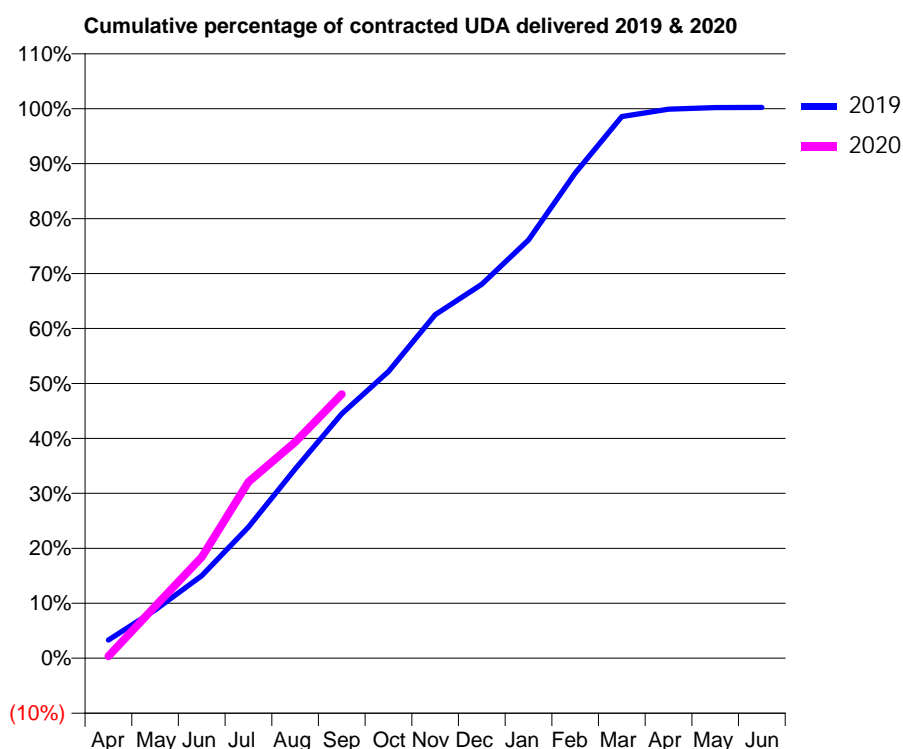
19/20 Contracted general activity (UDA)	22,428
Carry forward general activity (UDA)	0
19/20 Contracted orthodontic activity (UOA)	0
Carry forward orthodontic activity (UOA)	0
Baseline contract value	£557,360.40

ACCESS*

Patients seen in 24 months	Total	Change since previous quarter
Quarter ending September 2018	10,031	
Quarter ending December 2018	10,029	→
Quarter ending March 2019	10,200	→
Quarter ending June 2019	10,218	→
Quarter ending September 2019	10,172	→
Variance since September 2018	1.4%	→



ACTIVITY



Month	2019	2020
April	742	86
May	1,972	2,119
June	3,367	4,121
July	5,354	7,191
August	7,727	8,821
September	9,982	10,773
October	11,704	
November	14,018	
December	15,263	
January	17,071	
February	19,803	
March	22,106	
April	22,402	
May	22,470	
June	22,473	

QUALITY

	Quantity	Base Number	Contract	AT	Region	England
% of FP17s for the same patient ID Re-attending within 3 months - Children	210	2,652	7.9%	10.9%	11.3%	11.5%
% of FP17s for the same patient ID Re-attending within 3 months - Adults	390	4,015	9.7%	14.3%	14.7%	15.4%
% of FP17s for the same patient ID Re-attending between 3 & 9 months - Children	1,653	2,652	62.3%	59.1%	60.8%	59.7%
% of FP17s for the same patient ID Re-attending between 3 & 9 months - Adults	2,101	4,015	52.3%	49.6%	52.8%	51.7%
% of FP17s for Band 1 Urgent Courses	421	6,445	6.5%	8.8%	8.2%	9.2%
% of FP17s Relating to Free Repair or Replacements	5	6,445	0.1%	0.6%	0.7%	0.7%
% of FP17s Relating to Continuations	51	6,445	0.8%	0.7%	0.8%	0.8%
% of Patients satisfied with the dentistry they have received	3	4	N/A	93.8%	93.2%	93.5%
% of Patients satisfied with the time they had to wait for an appointment	1	4	N/A	88.4%	88.5%	87.4%

* This is based on patients treated on this contract for their most recent course of treatment. Figures in italics indicate the base number of FP17s or Patient Questionnaire responses are less than 100. N/A is shown where the base number of responses is less than 10 during the period. % is calculated as Quantity/Base number*100

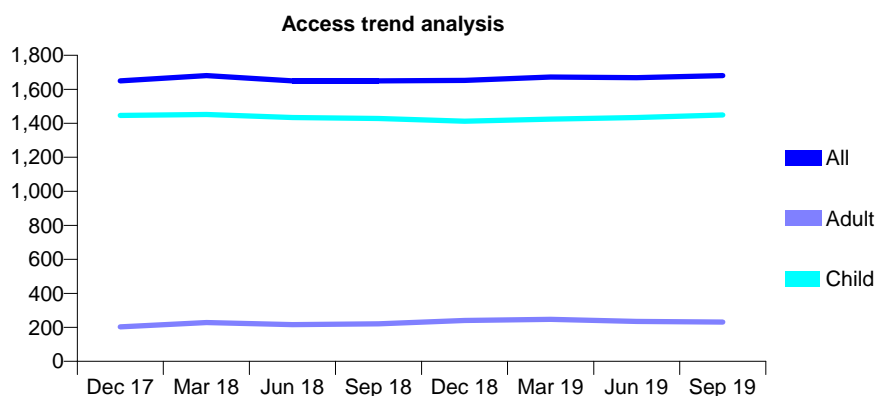
Q58 - Vital Signs At a Glance Contract Report for 911631/0002 - September 2019

Name or company name	MR V RAWAL
Contract type name	GDS Contract
Purpose of contract	General
Contract start date	01/04/2006
Contract end date	

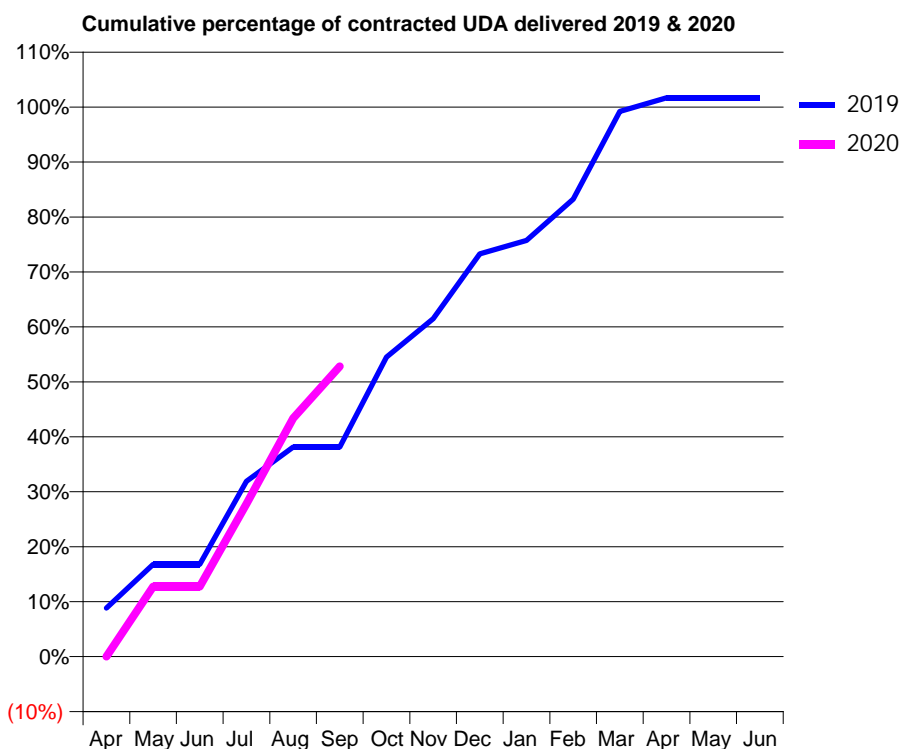
19/20 Contracted general activity (UDA)	2,580
Carry forward general activity (UDA)	0
19/20 Contracted orthodontic activity (UOA)	0
Carry forward orthodontic activity (UOA)	0
Baseline contract value	£51,178.79

ACCESS*

Patients seen in 24 months	Total	Change since previous quarter
Quarter ending September 2018	1,649	
Quarter ending December 2018	1,652	→
Quarter ending March 2019	1,672	→
Quarter ending June 2019	1,669	→
Quarter ending September 2019	1,680	→
Variance since September 2018	1.9%	→



ACTIVITY



Month	Adjusted Scheduled Activity (UDA)	
	2019	2020
April	228	0
May	433	329
June	433	329
July	823	717
August	984	1,119
September	984	1,363
October	1,406	
November	1,586	
December	1,891	
January	1,954	
February	2,148	
March	2,559	
April	2,623	
May	2,623	
June	2,623	

QUALITY

	Quantity	Base Number	Contract	AT	Region	England
% of FP17s for the same patient ID Re-attending within 3 months - Children	34	1,051	3.2%	10.9%	11.3%	11.5%
% of FP17s for the same patient ID Re-attending within 3 months - Adults	0	47	0.0%	14.3%	14.7%	15.4%
% of FP17s for the same patient ID Re-attending between 3 & 9 months - Children	536	1,051	51.0%	59.1%	60.8%	59.7%
% of FP17s for the same patient ID Re-attending between 3 & 9 months - Adults	18	47	38.3%	49.6%	52.8%	51.7%
% of FP17s for Band 1 Urgent Courses	44	1,049	4.2%	8.8%	8.2%	9.2%
% of FP17s Relating to Free Repair or Replacements	0	1,049	0.0%	0.6%	0.7%	0.7%
% of FP17s Relating to Continuations	1	1,049	0.1%	0.7%	0.8%	0.8%
% of Patients satisfied with the dentistry they have received	0	0	N/A	93.8%	93.2%	93.5%
% of Patients satisfied with the time they had to wait for an appointment	0	0	N/A	88.4%	88.5%	87.4%

* This is based on patients treated on this contract for their most recent course of treatment. Figures in italics indicate the base number of FP17s or Patient Questionnaire responses are less than 100. N/A is shown where the base number of responses is less than 10 during the period. % is calculated as Quantity/Base number*100

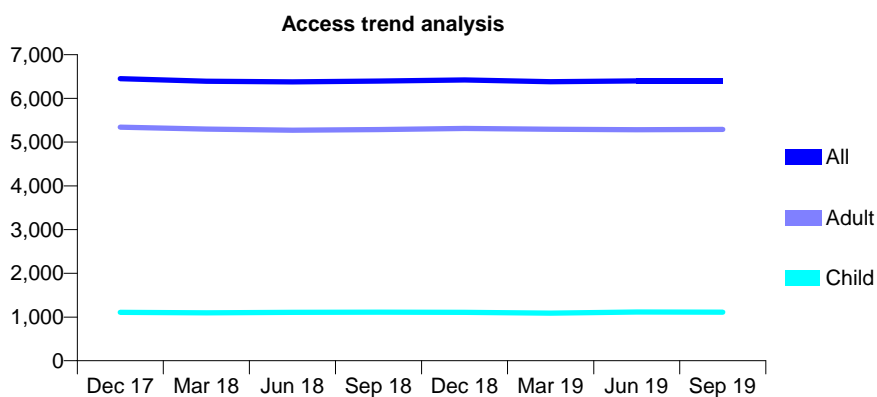
Q58 - Vital Signs At a Glance Contract Report for 917125/0001 - September 2019

Name or company name	Facial Aesthetic (UK) Ltd
Contract type name	GDS Contract
Purpose of contract	General
Contract start date	01/04/2006
Contract end date	

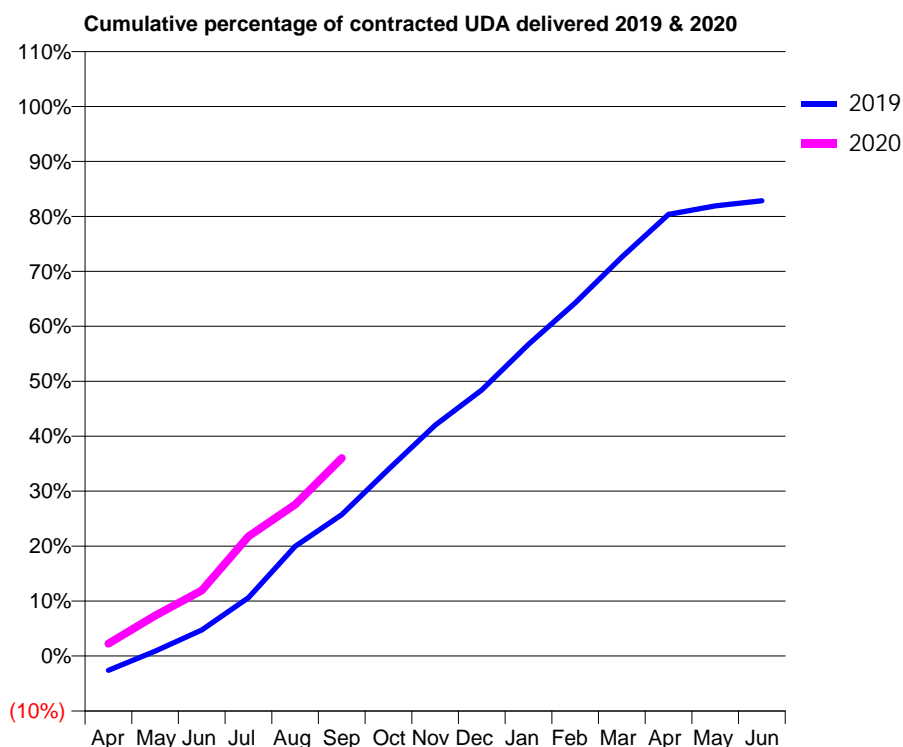
19/20 Contracted general activity (UDA)	25,239
Carry forward general activity (UDA)	0
19/20 Contracted orthodontic activity (UOA)	0
Carry forward orthodontic activity (UOA)	0
Baseline contract value	£631,697.77

ACCESS*

Patients seen in 24 months	Total	Change since previous quarter
Quarter ending September 2018	6,398	
Quarter ending December 2018	6,421	→
Quarter ending March 2019	6,382	→
Quarter ending June 2019	6,400	→
Quarter ending September 2019	6,402	→
Variance since September 2018	0.1%	→



ACTIVITY



Month	Adjusted Scheduled Activity (UDA)	
	2019	2020
April	-664	571
May	223	1,860
June	1,200	3,010
July	2,680	5,494
August	5,038	6,952
September	6,494	9,090
October	8,571	
November	10,606	
December	12,224	
January	14,314	
February	16,223	
March	18,322	
April	20,280	
May	20,672	
June	20,905	

QUALITY

	Quantity	Base Number	Contract	AT	Region	England
% of FP17s for the same patient ID Re-attending within 3 months - Children	72	830	8.7%	10.9%	11.3%	11.5%
% of FP17s for the same patient ID Re-attending within 3 months - Adults	467	3,537	13.2%	14.3%	14.7%	15.4%
% of FP17s for the same patient ID Re-attending between 3 & 9 months - Children	425	830	51.2%	59.1%	60.8%	59.7%
% of FP17s for the same patient ID Re-attending between 3 & 9 months - Adults	2,005	3,537	56.7%	49.6%	52.8%	51.7%
% of FP17s for Band 1 Urgent Courses	185	3,657	5.1%	8.8%	8.2%	9.2%
% of FP17s Relating to Free Repair or Replacements	58	3,657	1.6%	0.6%	0.7%	0.7%
% of FP17s Relating to Continuations	44	3,657	1.2%	0.7%	0.8%	0.8%
% of Patients satisfied with the dentistry they have received	1	1	N/A	93.8%	93.2%	93.5%
% of Patients satisfied with the time they had to wait for an appointment	1	1	N/A	88.4%	88.5%	87.4%

* This is based on patients treated on this contract for their most recent course of treatment. Figures in italics indicate the base number of FP17s or Patient Questionnaire responses are less than 100. N/A is shown where the base number of responses is less than 10 during the period. % is calculated as Quantity/Base number*100

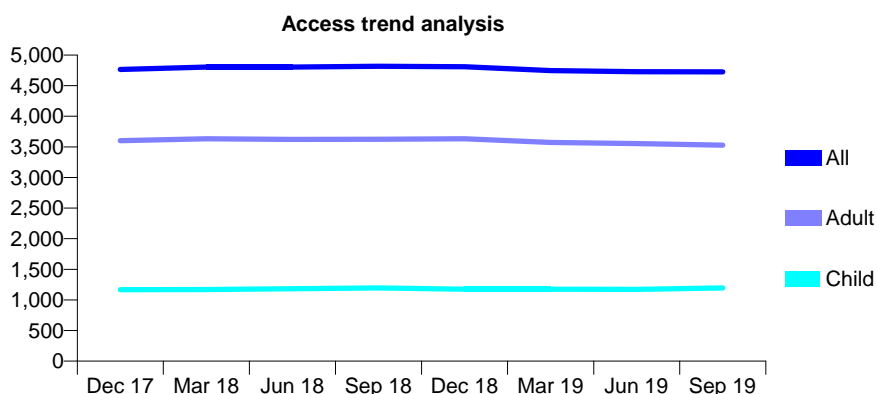
Q58 - Vital Signs At a Glance Contract Report for 917524/0001 - September 2019

Name or company name	MR MA WATTS
Contract type name	GDS Contract
Purpose of contract	General
Contract start date	01/04/2006
Contract end date	

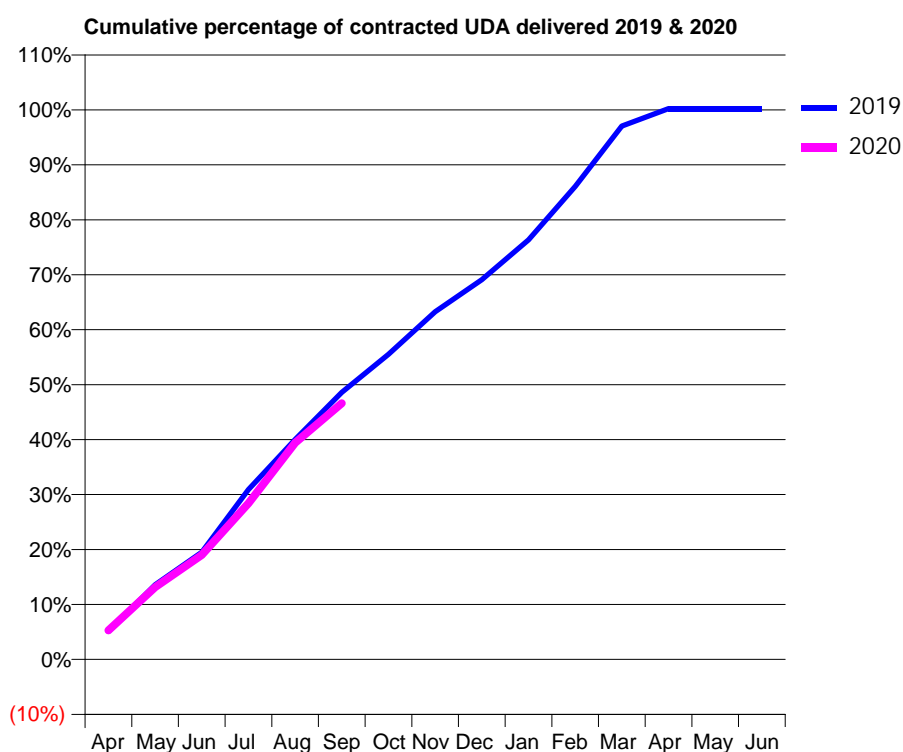
19/20 Contracted general activity (UDA)	15,310
Carry forward general activity (UDA)	0
19/20 Contracted orthodontic activity (UOA)	0
Carry forward orthodontic activity (UOA)	0
Baseline contract value	£438,107.11

ACCESS*

Patients seen in 24 months	Total	Change since previous quarter
Quarter ending September 2018	4,819	
Quarter ending December 2018	4,809	→
Quarter ending March 2019	4,746	↓
Quarter ending June 2019	4,729	→
Quarter ending September 2019	4,727	→
Variance since September 2018	(1.9%)	↓



ACTIVITY



Month	2019	2020
April	782	808
May	2,079	2,016
June	2,984	2,911
July	4,732	4,350
August	6,129	6,037
September	7,438	7,134
October	8,500	
November	9,688	
December	10,580	
January	11,686	
February	13,175	
March	14,860	
April	15,344	
May	15,345	
June	15,345	

QUALITY

	Quantity	Base Number	Contract	AT	Region	England
% of FP17s for the same patient ID Re-attending within 3 months - Children	80	790	10.1%	10.9%	11.3%	11.5%
% of FP17s for the same patient ID Re-attending within 3 months - Adults	288	1,861	15.5%	14.3%	14.7%	15.4%
% of FP17s for the same patient ID Re-attending between 3 & 9 months - Children	326	790	41.3%	59.1%	60.8%	59.7%
% of FP17s for the same patient ID Re-attending between 3 & 9 months - Adults	651	1,861	35.0%	49.6%	52.8%	51.7%
% of FP17s for Band 1 Urgent Courses	244	2,485	9.8%	8.8%	8.2%	9.2%
% of FP17s Relating to Free Repair or Replacements	8	2,485	0.3%	0.6%	0.7%	0.7%
% of FP17s Relating to Continuations	56	2,485	2.3%	0.7%	0.8%	0.8%
% of Patients satisfied with the dentistry they have received	3	3	N/A	93.8%	93.2%	93.5%
% of Patients satisfied with the time they had to wait for an appointment	3	3	N/A	88.4%	88.5%	87.4%

* This is based on patients treated on this contract for their most recent course of treatment. Figures in italics indicate the base number of FP17s or Patient Questionnaire responses are less than 100. N/A is shown where the base number of responses is less than 10 during the period. % is calculated as Quantity/Base number*100

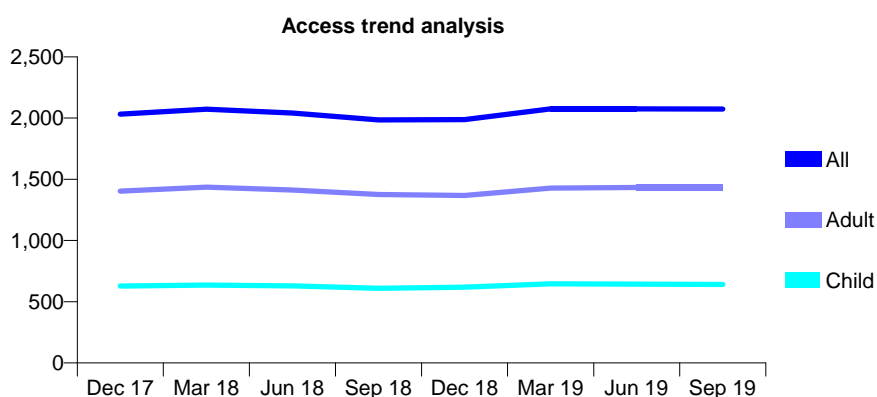
Q58 - Vital Signs At a Glance Contract Report for 927384/0002 - September 2019

Name or company name	MR M SHAH
Contract type name	GDS Contract
Purpose of contract	General
Contract start date	01/04/2006
Contract end date	

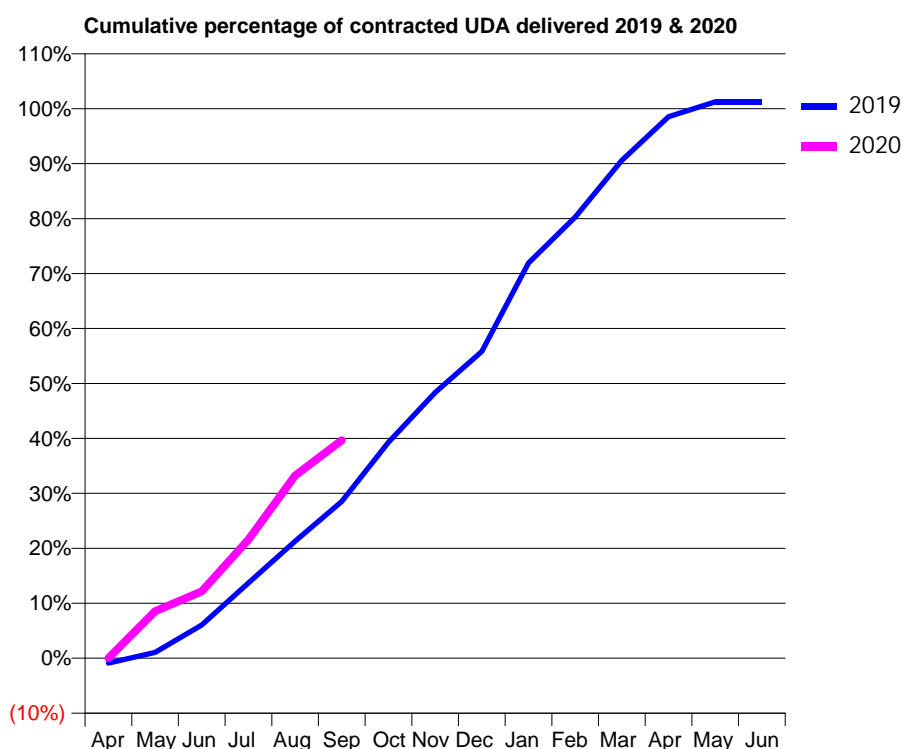
19/20 Contracted general activity (UDA)	6,266
Carry forward general activity (UDA)	0
19/20 Contracted orthodontic activity (UOA)	0
Carry forward orthodontic activity (UOA)	0
Baseline contract value	£168,612.77

ACCESS*

Patients seen in 24 months	Total	Change since previous quarter
Quarter ending September 2018	1,985	
Quarter ending December 2018	1,987	→
Quarter ending March 2019	2,075	↑
Quarter ending June 2019	2,076	→
Quarter ending September 2019	2,074	→
Variance since September 2018	4.5%	↑



ACTIVITY



Month	2019	2020
April	-57	0
May	68	536
June	379	762
July	859	1,355
August	1,334	2,083
September	1,788	2,483
October	2,463	
November	3,030	
December	3,497	
January	4,506	
February	5,030	
March	5,676	
April	6,174	
May	6,345	
June	6,345	

QUALITY

	Quantity	Base Number	Contract	AT	Region	England
% of FP17s for the same patient ID Re-attending within 3 months - Children	23	449	5.1%	10.9%	11.3%	11.5%
% of FP17s for the same patient ID Re-attending within 3 months - Adults	95	869	10.9%	14.3%	14.7%	15.4%
% of FP17s for the same patient ID Re-attending between 3 & 9 months - Children	279	449	62.1%	59.1%	60.8%	59.7%
% of FP17s for the same patient ID Re-attending between 3 & 9 months - Adults	492	869	56.6%	49.6%	52.8%	51.7%
% of FP17s for Band 1 Urgent Courses	76	1,083	7.0%	8.8%	8.2%	9.2%
% of FP17s Relating to Free Repair or Replacements	4	1,083	0.4%	0.6%	0.7%	0.7%
% of FP17s Relating to Continuations	10	1,083	0.9%	0.7%	0.8%	0.8%
% of Patients satisfied with the dentistry they have received	1	1	N/A	93.8%	93.2%	93.5%
% of Patients satisfied with the time they had to wait for an appointment	0	1	N/A	88.4%	88.5%	87.4%

* This is based on patients treated on this contract for their most recent course of treatment.

Figures in italics indicate the base number of FP17s or Patient Questionnaire responses are less than 100. N/A is shown where the base number of responses is less than 10 during the period. % is calculated as Quantity/Base number*100

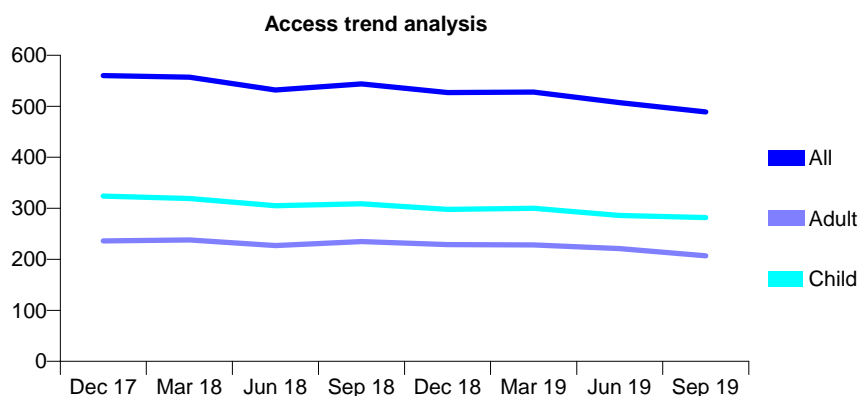
Q58 - Vital Signs At a Glance Contract Report for 927473/0001 - September 2019

Name or company name	MISS PE PRICE
Contract type name	GDS Contract
Purpose of contract	General
Contract start date	02/10/2013
Contract end date	

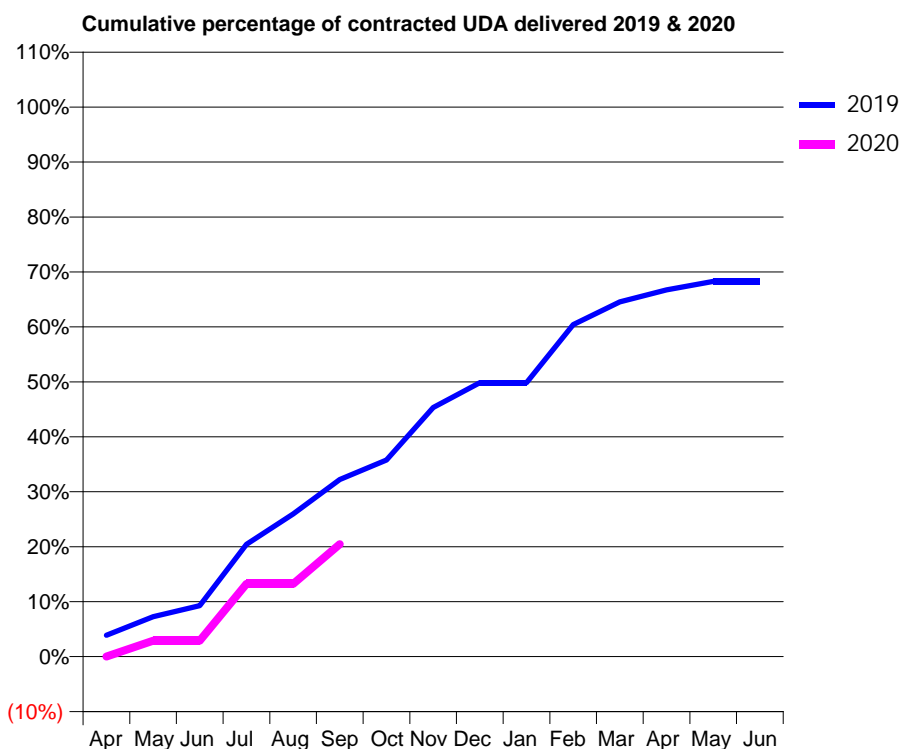
19/20 Contracted general activity (UDA)	1,500
Carry forward general activity (UDA)	0
19/20 Contracted orthodontic activity (UOA)	0
Carry forward orthodontic activity (UOA)	0
Baseline contract value	£31,621.46

ACCESS*

Patients seen in 24 months	Total	Change since previous quarter
Quarter ending September 2018	544	
Quarter ending December 2018	527	↓
Quarter ending March 2019	528	→
Quarter ending June 2019	507	↓
Quarter ending September 2019	489	↓
Variance since September 2018	(10.1%)	↓



ACTIVITY



Month	Adjusted Scheduled Activity (UDA)	
	2019	2020
April	58	0
May	109	44
June	139	44
July	307	199
August	390	199
September	484	307
October	537	
November	680	
December	747	
January	747	
February	906	
March	968	
April	1,001	
May	1,024	
June	1,024	

QUALITY

	Quantity	Base Number	Contract	AT	Region	England
% of FP17s for the same patient ID Re-attending within 3 months - Children	7	190	3.7%	10.9%	11.3%	11.5%
% of FP17s for the same patient ID Re-attending within 3 months - Adults	10	92	10.9%	14.3%	14.7%	15.4%
% of FP17s for the same patient ID Re-attending between 3 & 9 months - Children	141	190	74.2%	59.1%	60.8%	59.7%
% of FP17s for the same patient ID Re-attending between 3 & 9 months - Adults	60	92	65.2%	49.6%	52.8%	51.7%
% of FP17s for Band 1 Urgent Courses	11	245	4.5%	8.8%	8.2%	9.2%
% of FP17s Relating to Free Repair or Replacements	1	245	0.4%	0.6%	0.7%	0.7%
% of FP17s Relating to Continuations	0	245	0.0%	0.7%	0.8%	0.8%
% of Patients satisfied with the dentistry they have received	0	0	N/A	93.8%	93.2%	93.5%
% of Patients satisfied with the time they had to wait for an appointment	0	0	N/A	88.4%	88.5%	87.4%

* This is based on patients treated on this contract for their most recent course of treatment. Figures in italics indicate the base number of FP17s or Patient Questionnaire responses are less than 100. N/A is shown where the base number of responses is less than 10 during the period. % is calculated as Quantity/Base number*100

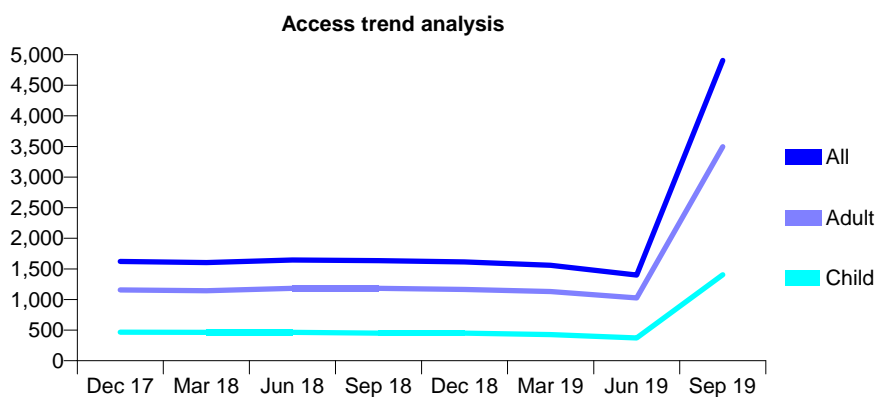
Q58 - Vital Signs At a Glance Contract Report for 935522/0001 - September 2019

Name or company name	Bletchley Dental Practice
Contract type name	GDS Contract
Purpose of contract	General
Contract start date	01/04/2006
Contract end date	

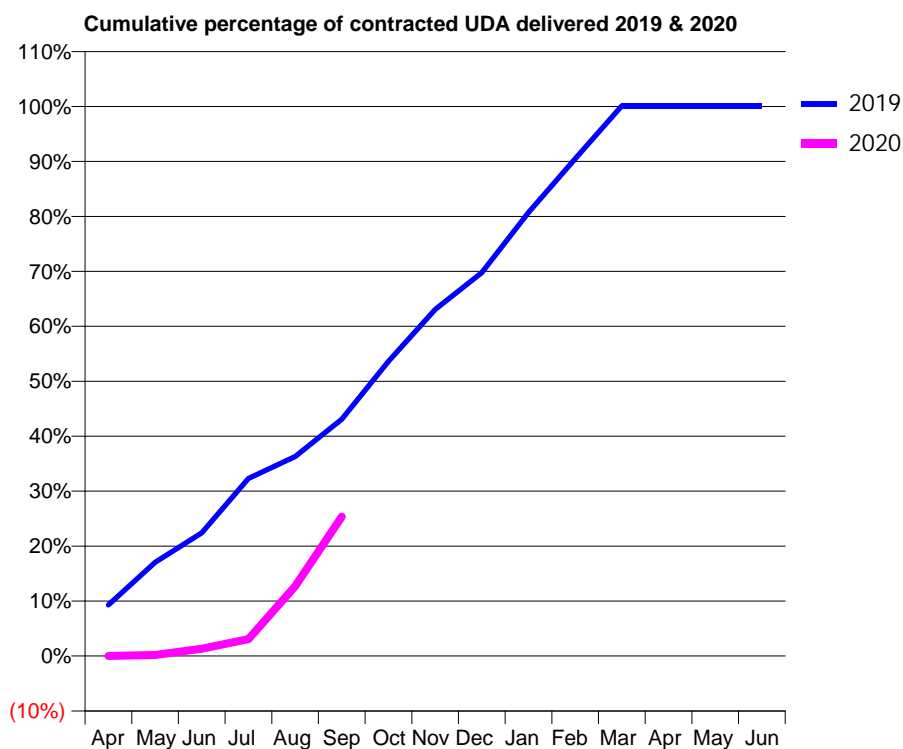
19/20 Contracted general activity (UDA)	22,803
Carry forward general activity (UDA)	0
19/20 Contracted orthodontic activity (UOA)	0
Carry forward orthodontic activity (UOA)	0
Baseline contract value	£502,400.55

ACCESS*

Patients seen in 24 months	Total	Change since previous quarter
Quarter ending September 2018	1,636	
Quarter ending December 2018	1,615	↓
Quarter ending March 2019	1,559	↓
Quarter ending June 2019	1,400	↓
Quarter ending September 2019	4,905	↑
Variance since September 2018	199.8%	↑



ACTIVITY



Month	Adjusted Scheduled Activity (UDA)	
	2019	2020
April	364	0
May	667	43
June	877	304
July	1,265	698
August	1,421	2,898
September	1,686	5,778
October	2,100	
November	2,468	
December	2,731	
January	3,160	
February	3,543	
March	3,918	
April	3,918	
May	3,918	
June	3,918	

QUALITY

	Quantity	Base Number	Contract	AT	Region	England
% of FP17s for the same patient ID Re-attending within 3 months - Children	26	1,188	2.2%	10.9%	11.3%	11.5%
% of FP17s for the same patient ID Re-attending within 3 months - Adults	151	3,012	5.0%	14.3%	14.7%	15.4%
% of FP17s for the same patient ID Re-attending between 3 & 9 months - Children	81	1,188	6.8%	59.1%	60.8%	59.7%
% of FP17s for the same patient ID Re-attending between 3 & 9 months - Adults	242	3,012	8.0%	49.6%	52.8%	51.7%
% of FP17s for Band 1 Urgent Courses	266	4,200	6.3%	8.8%	8.2%	9.2%
% of FP17s Relating to Free Repair or Replacements	23	4,200	0.5%	0.6%	0.7%	0.7%
% of FP17s Relating to Continuations	16	4,200	0.4%	0.7%	0.8%	0.8%
% of Patients satisfied with the dentistry they have received	1	1	N/A	93.8%	93.2%	93.5%
% of Patients satisfied with the time they had to wait for an appointment	0	1	N/A	88.4%	88.5%	87.4%

* This is based on patients treated on this contract for their most recent course of treatment. Figures in italics indicate the base number of FP17s or Patient Questionnaire responses are less than 100. N/A is shown where the base number of responses is less than 10 during the period. % is calculated as Quantity/Base number*100

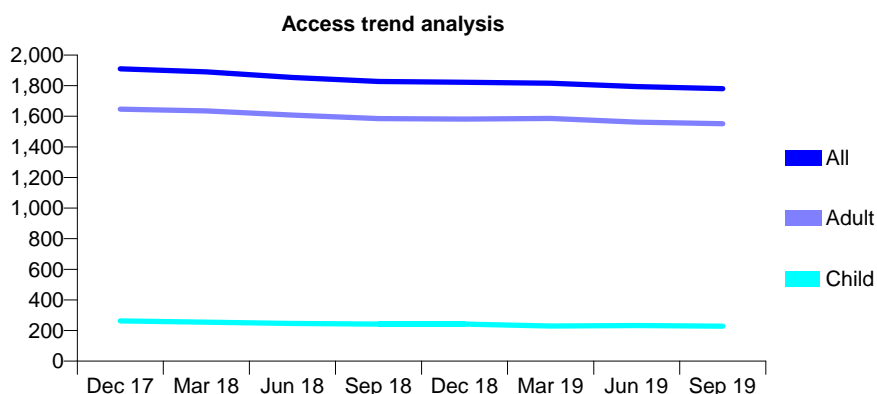
Q58 - Vital Signs At a Glance Contract Report for 935778/0001 - September 2019

Name or company name	MR M MOKHTARI
Contract type name	GDS Contract
Purpose of contract	General
Contract start date	01/04/2006
Contract end date	

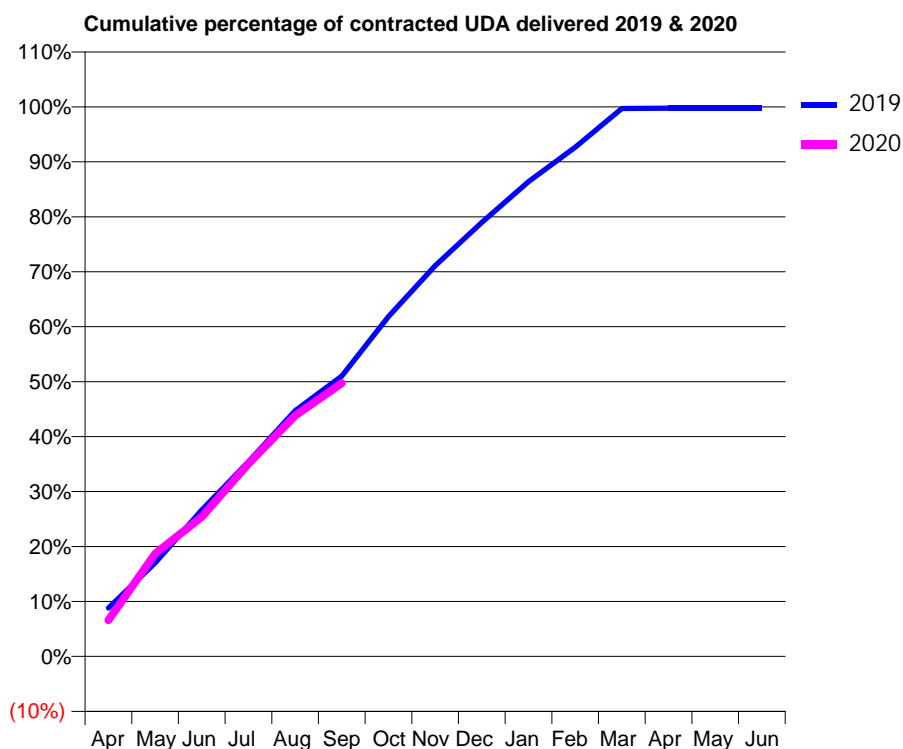
19/20 Contracted general activity (UDA)	6,756
Carry forward general activity (UDA)	0
19/20 Contracted orthodontic activity (UOA)	0
Carry forward orthodontic activity (UOA)	0
Baseline contract value	£212,353.82

ACCESS*

Patients seen in 24 months	Total	Change since previous quarter
Quarter ending September 2018	1,827	
Quarter ending December 2018	1,823	→
Quarter ending March 2019	1,816	→
Quarter ending June 2019	1,794	↓
Quarter ending September 2019	1,781	→
Variance since September 2018	(2.5%)	↓



ACTIVITY



Month	2019	2020
April	596	447
May	1,150	1,262
June	1,800	1,714
July	2,392	2,370
August	3,021	2,959
September	3,447	3,361
October	4,179	
November	4,805	
December	5,335	
January	5,836	
February	6,258	
March	6,735	
April	6,738	
May	6,738	
June	6,738	

QUALITY

	Quantity	Base Number	Contract	AT	Region	England
% of FP17s for the same patient ID Re-attending within 3 months - Children	7	185	3.8%	10.9%	11.3%	11.5%
% of FP17s for the same patient ID Re-attending within 3 months - Adults	137	1,384	9.9%	14.3%	14.7%	15.4%
% of FP17s for the same patient ID Re-attending between 3 & 9 months - Children	139	185	75.1%	59.1%	60.8%	59.7%
% of FP17s for the same patient ID Re-attending between 3 & 9 months - Adults	1,077	1,384	77.8%	49.6%	52.8%	51.7%
% of FP17s for Band 1 Urgent Courses	34	1,565	2.2%	8.8%	8.2%	9.2%
% of FP17s Relating to Free Repair or Replacements	2	1,565	0.1%	0.6%	0.7%	0.7%
% of FP17s Relating to Continuations	1	1,565	0.1%	0.7%	0.8%	0.8%
% of Patients satisfied with the dentistry they have received	0	0	N/A	93.8%	93.2%	93.5%
% of Patients satisfied with the time they had to wait for an appointment	0	0	N/A	88.4%	88.5%	87.4%

* This is based on patients treated on this contract for their most recent course of treatment. Figures in italics indicate the base number of FP17s or Patient Questionnaire responses are less than 100. N/A is shown where the base number of responses is less than 10 during the period. % is calculated as Quantity/Base number*100

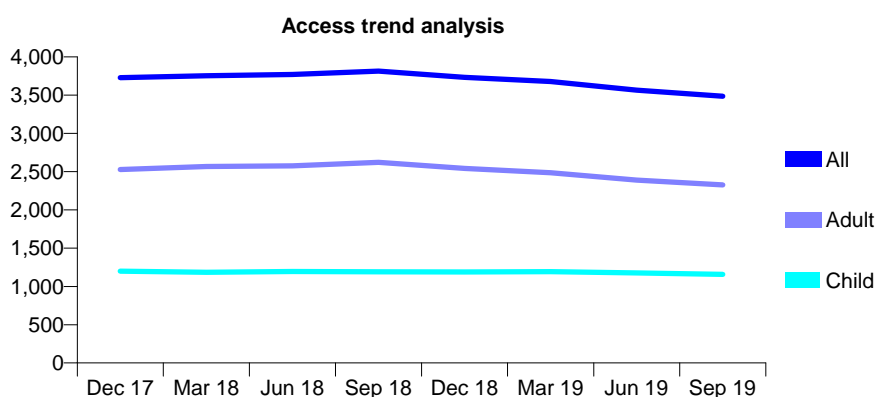
Q58 - Vital Signs At a Glance Contract Report for 939544/0001 - September 2019

Name or company name	MISS SS WADHWANI
Contract type name	GDS Contract
Purpose of contract	General
Contract start date	01/04/2006
Contract end date	

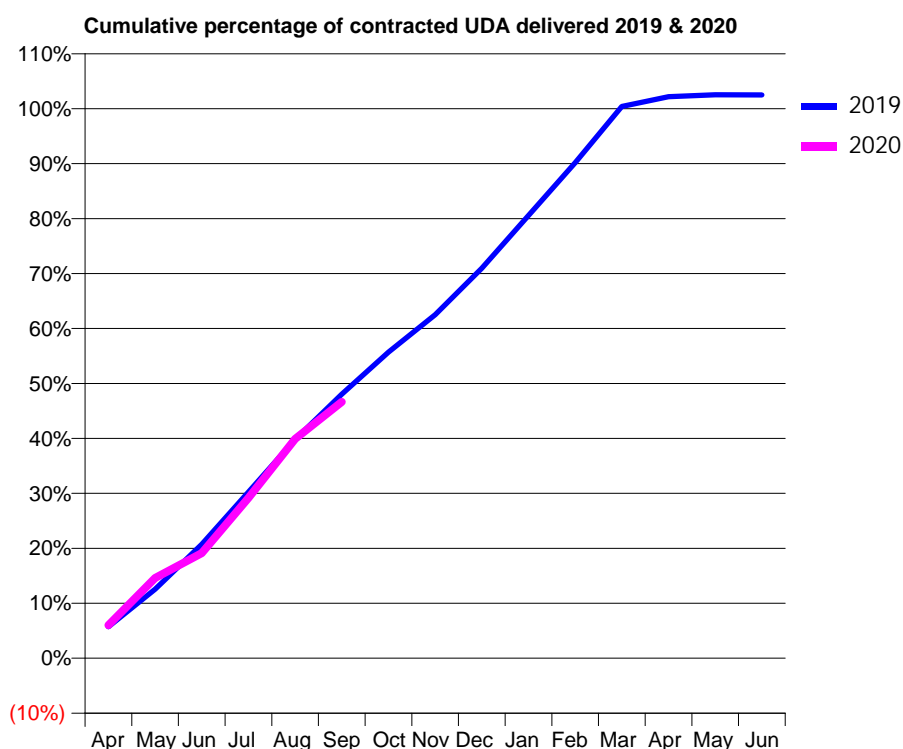
19/20 Contracted general activity (UDA)	7,512
Carry forward general activity (UDA)	0
19/20 Contracted orthodontic activity (UOA)	0
Carry forward orthodontic activity (UOA)	0
Baseline contract value	£242,131.32

ACCESS*

Patients seen in 24 months	Total	Change since previous quarter
Quarter ending September 2018	3,815	
Quarter ending December 2018	3,732	↓
Quarter ending March 2019	3,679	↓
Quarter ending June 2019	3,565	↓
Quarter ending September 2019	3,485	↓
Variance since September 2018	(8.7%)	↓



ACTIVITY



Month	2019	2020
April	430	452
May	943	1,098
June	1,555	1,437
July	2,273	2,189
August	2,992	2,998
September	3,609	3,505
October	4,184	
November	4,696	
December	5,329	
January	6,053	
February	6,773	
March	7,543	
April	7,675	
May	7,701	
June	7,699	

QUALITY

	Quantity	Base Number	Contract	AT	Region	England
% of FP17s for the same patient ID Re-attending within 3 months - Children	25	716	3.5%	10.9%	11.3%	11.5%
% of FP17s for the same patient ID Re-attending within 3 months - Adults	138	1,347	10.2%	14.3%	14.7%	15.4%
% of FP17s for the same patient ID Re-attending between 3 & 9 months - Children	344	716	48.0%	59.1%	60.8%	59.7%
% of FP17s for the same patient ID Re-attending between 3 & 9 months - Adults	459	1,347	34.1%	49.6%	52.8%	51.7%
% of FP17s for Band 1 Urgent Courses	211	1,979	10.7%	8.8%	8.2%	9.2%
% of FP17s Relating to Free Repair or Replacements	12	1,979	0.6%	0.6%	0.7%	0.7%
% of FP17s Relating to Continuations	14	1,979	0.7%	0.7%	0.8%	0.8%
% of Patients satisfied with the dentistry they have received	0	0	N/A	93.8%	93.2%	93.5%
% of Patients satisfied with the time they had to wait for an appointment	0	0	N/A	88.4%	88.5%	87.4%

* This is based on patients treated on this contract for their most recent course of treatment.

Figures in italics indicate the base number of FP17s or Patient Questionnaire responses are less than 100. N/A is shown where the base number of responses is less than 10 during the period. % is calculated as Quantity/Base number*100

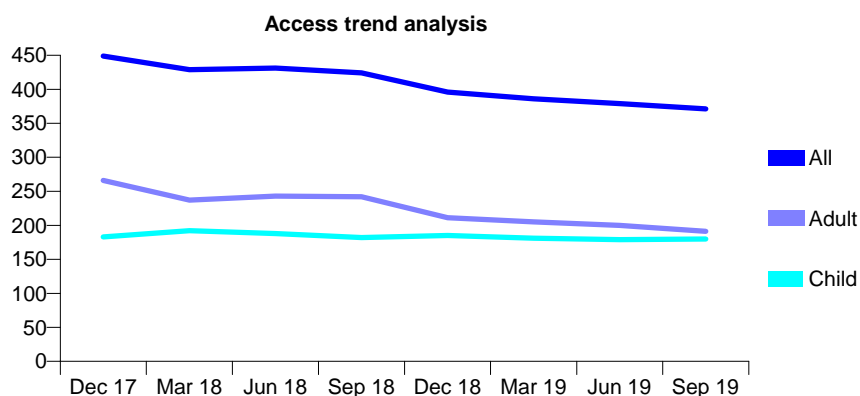
Q58 - Vital Signs At a Glance Contract Report for 940984/0001 - September 2019

Name or company name	MR NL SLACK
Contract type name	GDS Contract
Purpose of contract	General
Contract start date	01/04/2006
Contract end date	

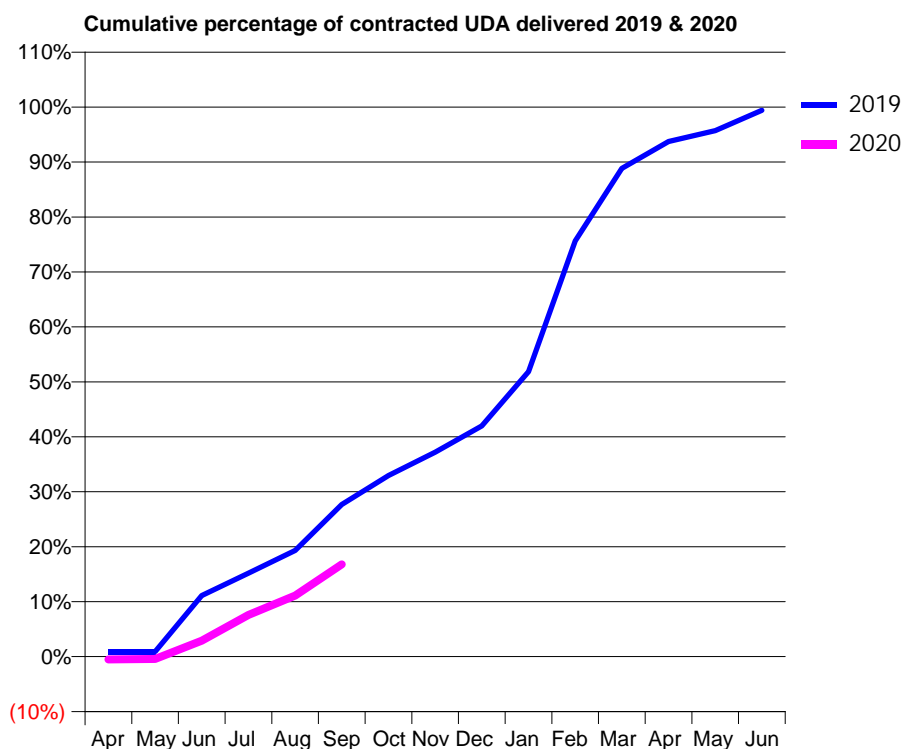
19/20 Contracted general activity (UDA)	1,326
Carry forward general activity (UDA)	7
19/20 Contracted orthodontic activity (UOA)	0
Carry forward orthodontic activity (UOA)	0
Baseline contract value	£39,196.50

ACCESS*

Patients seen in 24 months	Total	Change since previous quarter
Quarter ending September 2018	424	
Quarter ending December 2018	396	↓
Quarter ending March 2019	386	↓
Quarter ending June 2019	379	↓
Quarter ending September 2019	371	↓
Variance since September 2018	(12.5%)	↓



ACTIVITY



Month	Adjusted Scheduled Activity (UDA)	
	2019	2020
April	12	-7
May	12	-6
June	147	39
July	201	101
August	256	148
September	367	223
October	437	
November	494	
December	557	
January	687	
February	1,003	
March	1,178	
April	1,243	
May	1,269	
June	1,318	

QUALITY

	Quantity	Base Number	Contract	AT	Region	England
% of FP17s for the same patient ID Re-attending within 3 months - Children	4	91	4.4%	10.9%	11.3%	11.5%
% of FP17s for the same patient ID Re-attending within 3 months - Adults	12	71	16.9%	14.3%	14.7%	15.4%
% of FP17s for the same patient ID Re-attending between 3 & 9 months - Children	77	91	84.6%	59.1%	60.8%	59.7%
% of FP17s for the same patient ID Re-attending between 3 & 9 months - Adults	40	71	56.3%	49.6%	52.8%	51.7%
% of FP17s for Band 1 Urgent Courses	2	120	1.7%	8.8%	8.2%	9.2%
% of FP17s Relating to Free Repair or Replacements	0	120	0.0%	0.6%	0.7%	0.7%
% of FP17s Relating to Continuations	0	120	0.0%	0.7%	0.8%	0.8%
% of Patients satisfied with the dentistry they have received	0	0	N/A	93.8%	93.2%	93.5%
% of Patients satisfied with the time they had to wait for an appointment	0	0	N/A	88.4%	88.5%	87.4%

* This is based on patients treated on this contract for their most recent course of treatment. Figures in italics indicate the base number of FP17s or Patient Questionnaire responses are less than 100. N/A is shown where the base number of responses is less than 10 during the period. % is calculated as Quantity/Base number*100

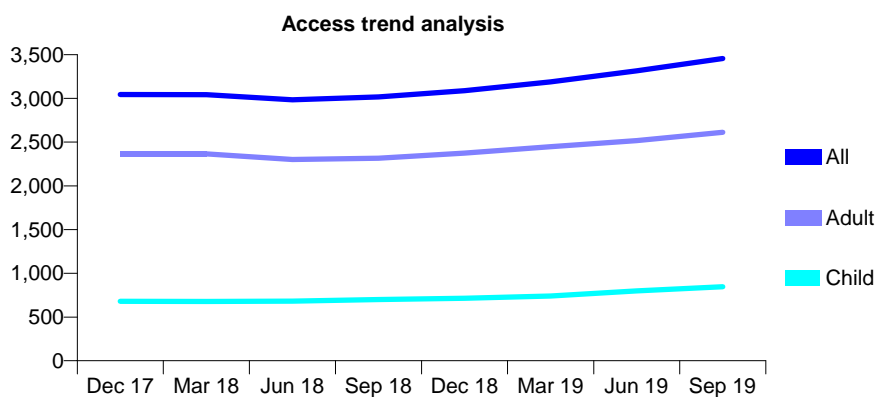
Q58 - Vital Signs At a Glance Contract Report for 941034/0001 - September 2019

Name or company name	Dr Anil A Patel
Contract type name	GDS Contract
Purpose of contract	General
Contract start date	12/08/2013
Contract end date	

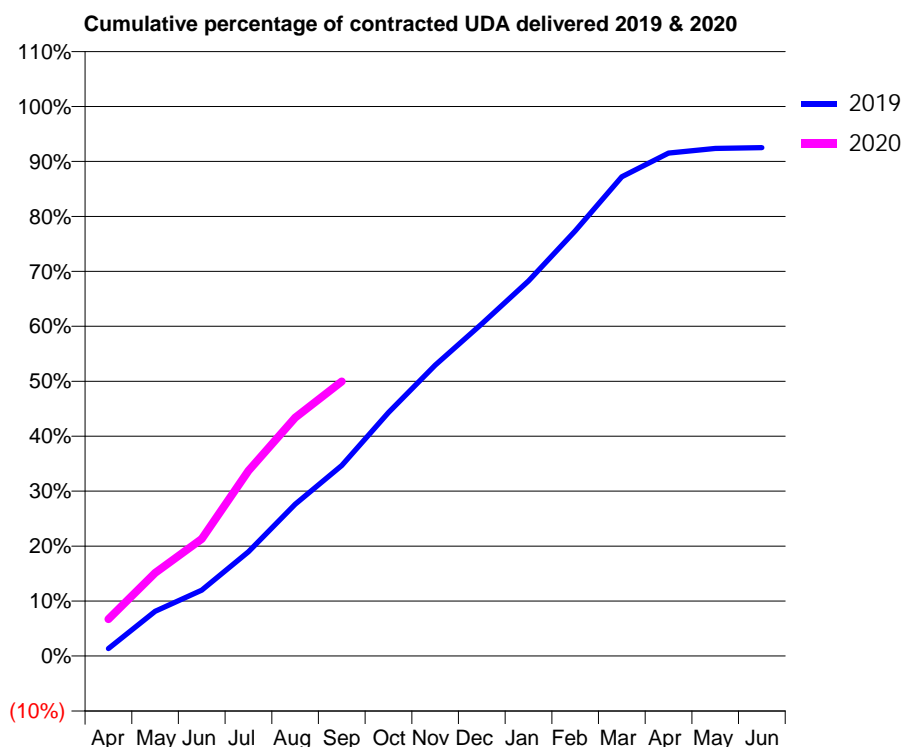
19/20 Contracted general activity (UDA)	10,085
Carry forward general activity (UDA)	0
19/20 Contracted orthodontic activity (UOA)	0
Carry forward orthodontic activity (UOA)	0
Baseline contract value	£263,677.62

ACCESS*

Patients seen in 24 months	Total	Change since previous quarter
Quarter ending September 2018	3,017	
Quarter ending December 2018	3,089	↑
Quarter ending March 2019	3,190	↑
Quarter ending June 2019	3,315	↑
Quarter ending September 2019	3,456	↑
Variance since September 2018	14.6%	↑



ACTIVITY



Month	Adjusted Scheduled Activity (UDA)	
	2019	2020
April	137	677
May	822	1,525
June	1,209	2,149
July	1,913	3,400
August	2,787	4,375
September	3,497	5,039
October	4,470	
November	5,339	
December	6,095	
January	6,884	
February	7,802	
March	8,794	
April	9,231	
May	9,313	
June	9,331	

QUALITY

	Quantity	Base Number	Contract	AT	Region	England
% of FP17s for the same patient ID Re-attending within 3 months - Children	62	676	9.2%	10.9%	11.3%	11.5%
% of FP17s for the same patient ID Re-attending within 3 months - Adults	405	2,002	20.2%	14.3%	14.7%	15.4%
% of FP17s for the same patient ID Re-attending between 3 & 9 months - Children	341	676	50.4%	59.1%	60.8%	59.7%
% of FP17s for the same patient ID Re-attending between 3 & 9 months - Adults	853	2,002	42.6%	49.6%	52.8%	51.7%
% of FP17s for Band 1 Urgent Courses	400	2,442	16.4%	8.8%	8.2%	9.2%
% of FP17s Relating to Free Repair or Replacements	8	2,442	0.3%	0.6%	0.7%	0.7%
% of FP17s Relating to Continuations	33	2,442	1.4%	0.7%	0.8%	0.8%
% of Patients satisfied with the dentistry they have received	1	2	N/A	93.8%	93.2%	93.5%
% of Patients satisfied with the time they had to wait for an appointment	1	2	N/A	88.4%	88.5%	87.4%

* This is based on patients treated on this contract for their most recent course of treatment. Figures in italics indicate the base number of FP17s or Patient Questionnaire responses are less than 100. N/A is shown where the base number of responses is less than 10 during the period. % is calculated as Quantity/Base number*100

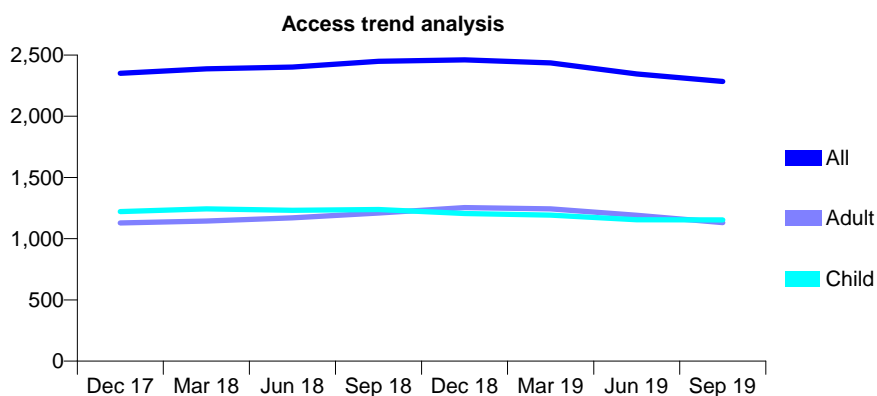
Q58 - Vital Signs At a Glance Contract Report for 943959/0001 - September 2019

Name or company name	MR K THANKI
Contract type name	GDS Contract
Purpose of contract	General
Contract start date	01/04/2006
Contract end date	

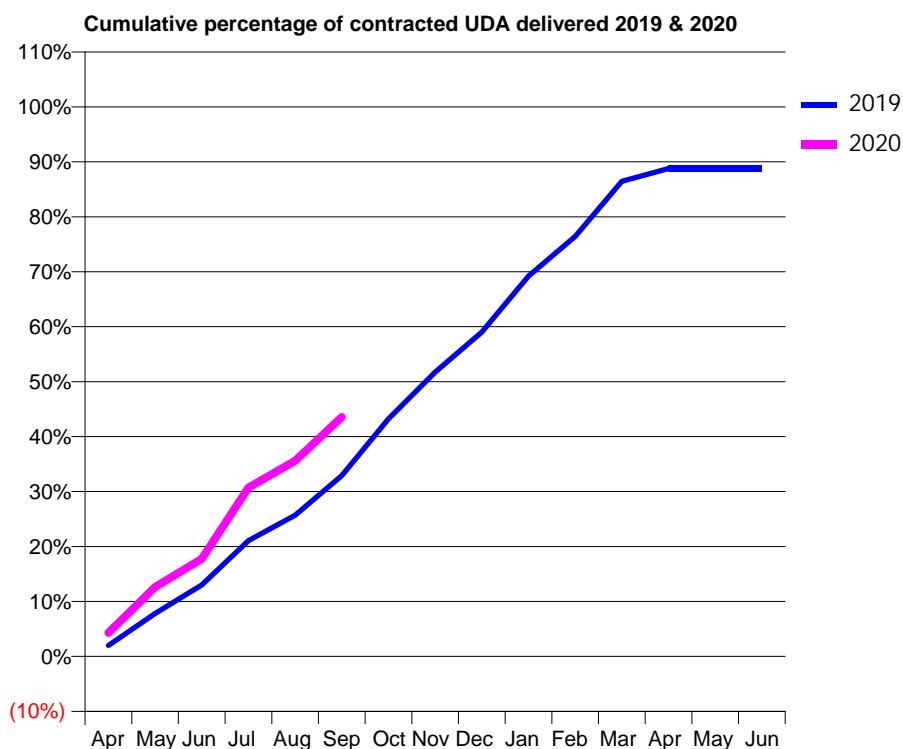
19/20 Contracted general activity (UDA)	10,870
Carry forward general activity (UDA)	0
19/20 Contracted orthodontic activity (UOA)	0
Carry forward orthodontic activity (UOA)	0
Baseline contract value	£366,317.61

ACCESS*

Patients seen in 24 months	Total	Change since previous quarter
Quarter ending September 2018	2,449	
Quarter ending December 2018	2,460	→
Quarter ending March 2019	2,436	→
Quarter ending June 2019	2,346	↓
Quarter ending September 2019	2,285	↓
Variance since September 2018	(6.7%)	↓



ACTIVITY



Month	2019	2020
April	216	469
May	850	1,373
June	1,412	1,930
July	2,290	3,338
August	2,795	3,870
September	3,575	4,733
October	4,699	
November	5,626	
December	6,417	
January	7,522	
February	8,309	
March	9,396	
April	9,650	
May	9,650	
June	9,650	

QUALITY

	Quantity	Base Number	Contract	AT	Region	England
% of FP17s for the same patient ID Re-attending within 3 months - Children	67	861	7.8%	10.9%	11.3%	11.5%
% of FP17s for the same patient ID Re-attending within 3 months - Adults	128	664	19.3%	14.3%	14.7%	15.4%
% of FP17s for the same patient ID Re-attending between 3 & 9 months - Children	555	861	64.5%	59.1%	60.8%	59.7%
% of FP17s for the same patient ID Re-attending between 3 & 9 months - Adults	405	664	61.0%	49.6%	52.8%	51.7%
% of FP17s for Band 1 Urgent Courses	18	1,459	1.2%	8.8%	8.2%	9.2%
% of FP17s Relating to Free Repair or Replacements	0	1,459	0.0%	0.6%	0.7%	0.7%
% of FP17s Relating to Continuations	0	1,459	0.0%	0.7%	0.8%	0.8%
% of Patients satisfied with the dentistry they have received	1	1	N/A	93.8%	93.2%	93.5%
% of Patients satisfied with the time they had to wait for an appointment	1	1	N/A	88.4%	88.5%	87.4%

* This is based on patients treated on this contract for their most recent course of treatment. Figures in italics indicate the base number of FP17s or Patient Questionnaire responses are less than 100. N/A is shown where the base number of responses is less than 10 during the period. % is calculated as Quantity/Base number*100

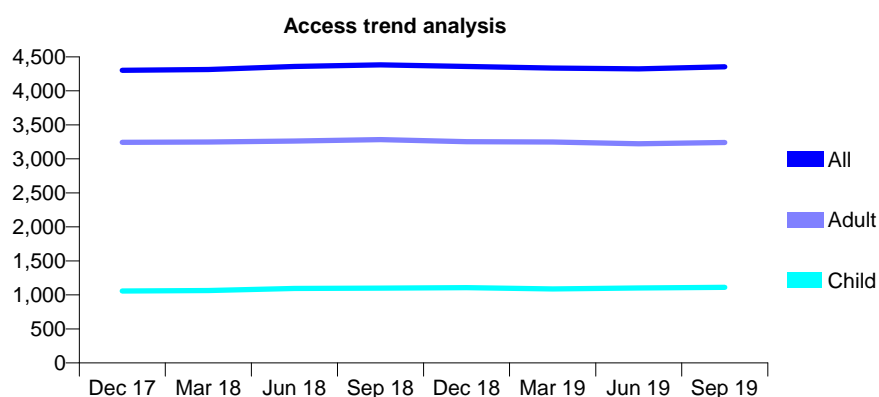
Q58 - Vital Signs At a Glance Contract Report for 946656/0002 - September 2019

Name or company name	MR GS LIDDER
Contract type name	GDS Contract
Purpose of contract	General
Contract start date	22/12/2007
Contract end date	

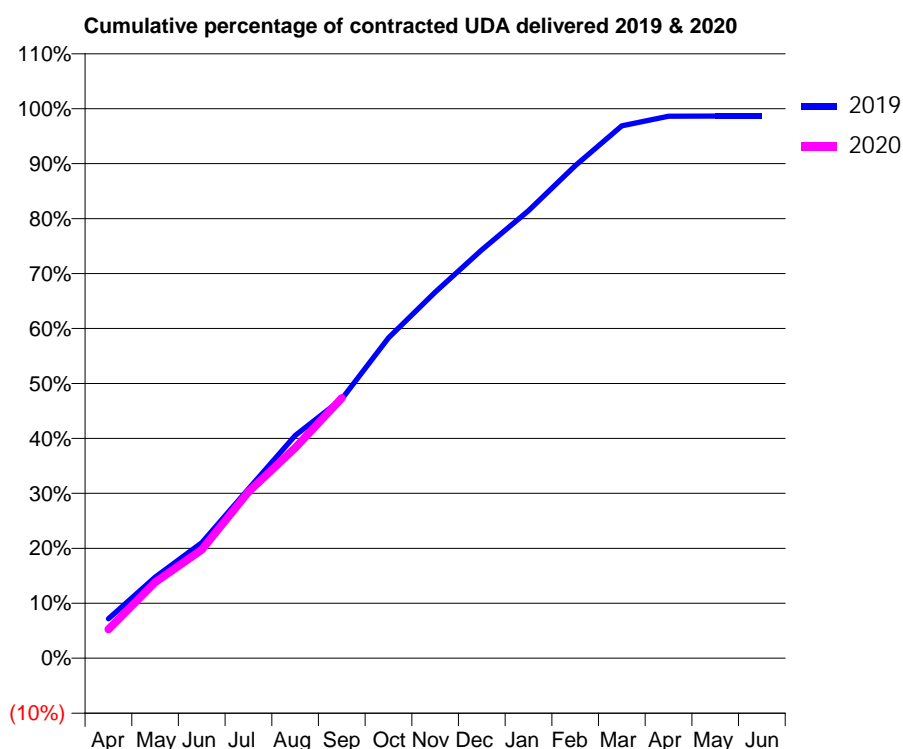
19/20 Contracted general activity (UDA)	10,493
Carry forward general activity (UDA)	0
19/20 Contracted orthodontic activity (UOA)	0
Carry forward orthodontic activity (UOA)	0
Baseline contract value	£371,560.43

ACCESS*

Patients seen in 24 months	Total	Change since previous quarter
Quarter ending September 2018	4,383	
Quarter ending December 2018	4,358	→
Quarter ending March 2019	4,336	→
Quarter ending June 2019	4,325	→
Quarter ending September 2019	4,354	→
Variance since September 2018	(0.7%)	→



ACTIVITY



Month	2019	2020
April	753	550
May	1,550	1,450
June	2,204	2,070
July	3,232	3,178
August	4,253	4,016
September	4,950	4,965
October	6,116	
November	6,991	
December	7,798	
January	8,546	
February	9,404	
March	10,165	
April	10,350	
May	10,353	
June	10,353	

QUALITY

	Quantity	Base Number	Contract	AT	Region	England
% of FP17s for the same patient ID Re-attending within 3 months - Children	82	922	8.9%	10.9%	11.3%	11.5%
% of FP17s for the same patient ID Re-attending within 3 months - Adults	308	2,227	13.8%	14.3%	14.7%	15.4%
% of FP17s for the same patient ID Re-attending between 3 & 9 months - Children	542	922	58.8%	59.1%	60.8%	59.7%
% of FP17s for the same patient ID Re-attending between 3 & 9 months - Adults	1,170	2,227	52.5%	49.6%	52.8%	51.7%
% of FP17s for Band 1 Urgent Courses	177	2,544	7.0%	8.8%	8.2%	9.2%
% of FP17s Relating to Free Repair or Replacements	9	2,544	0.4%	0.6%	0.7%	0.7%
% of FP17s Relating to Continuations	18	2,544	0.7%	0.7%	0.8%	0.8%
% of Patients satisfied with the dentistry they have received	1	1	N/A	93.8%	93.2%	93.5%
% of Patients satisfied with the time they had to wait for an appointment	1	1	N/A	88.4%	88.5%	87.4%

* This is based on patients treated on this contract for their most recent course of treatment. Figures in italics indicate the base number of FP17s or Patient Questionnaire responses are less than 100. N/A is shown where the base number of responses is less than 10 during the period. % is calculated as Quantity/Base number*100

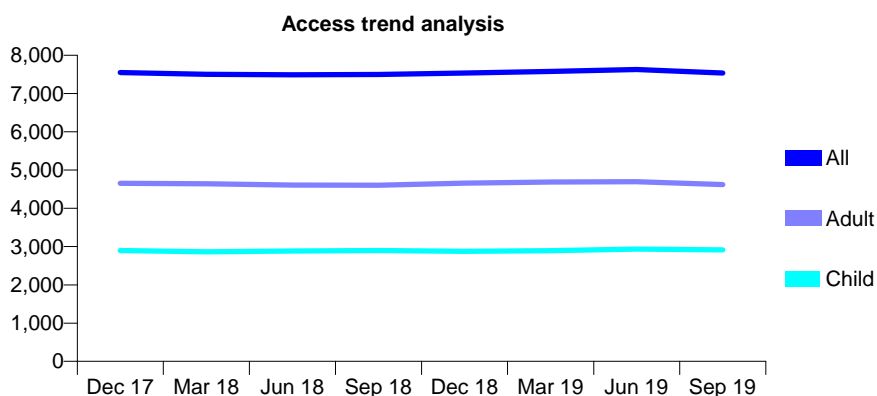
Q58 - Vital Signs At a Glance Contract Report for 946931/0001 - September 2019

Name or company name	All Smiles Dental Care
Contract type name	GDS Contract
Purpose of contract	General
Contract start date	01/04/2006
Contract end date	

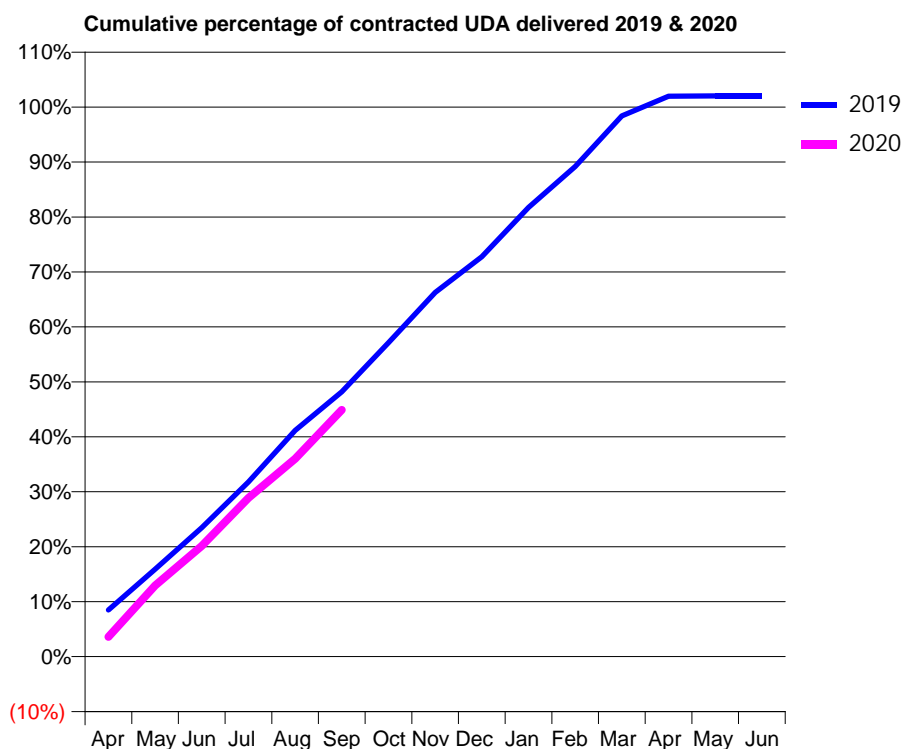
19/20 Contracted general activity (UDA)	15,649
Carry forward general activity (UDA)	0
19/20 Contracted orthodontic activity (UOA)	0
Carry forward orthodontic activity (UOA)	0
Baseline contract value	£431,106.47

ACCESS*

Patients seen in 24 months	Total	Change since previous quarter
Quarter ending September 2018	7,499	
Quarter ending December 2018	7,533	→
Quarter ending March 2019	7,578	→
Quarter ending June 2019	7,630	→
Quarter ending September 2019	7,533	↓
Variance since September 2018	0.5%	→



ACTIVITY



Month	Adjusted Scheduled Activity (UDA)	
	2019	2020
April	1,326	564
May	2,488	2,027
June	3,669	3,151
July	4,978	4,522
August	6,444	5,635
September	7,541	7,024
October	8,942	
November	10,370	
December	11,386	
January	12,791	
February	13,957	
March	15,396	
April	15,959	
May	15,966	
June	15,967	

QUALITY

	Quantity	Base Number	Contract	AT	Region	England
% of FP17s for the same patient ID Re-attending within 3 months - Children	101	2,217	4.6%	10.9%	11.3%	11.5%
% of FP17s for the same patient ID Re-attending within 3 months - Adults	314	3,075	10.2%	14.3%	14.7%	15.4%
% of FP17s for the same patient ID Re-attending between 3 & 9 months - Children	1,436	2,217	64.8%	59.1%	60.8%	59.7%
% of FP17s for the same patient ID Re-attending between 3 & 9 months - Adults	1,831	3,075	59.5%	49.6%	52.8%	51.7%
% of FP17s for Band 1 Urgent Courses	295	4,883	6.0%	8.8%	8.2%	9.2%
% of FP17s Relating to Free Repair or Replacements	4	4,883	0.1%	0.6%	0.7%	0.7%
% of FP17s Relating to Continuations	39	4,883	0.8%	0.7%	0.8%	0.8%
% of Patients satisfied with the dentistry they have received	0	0	N/A	93.8%	93.2%	93.5%
% of Patients satisfied with the time they had to wait for an appointment	0	0	N/A	88.4%	88.5%	87.4%

* This is based on patients treated on this contract for their most recent course of treatment. Figures in italics indicate the base number of FP17s or Patient Questionnaire responses are less than 100. N/A is shown where the base number of responses is less than 10 during the period. % is calculated as Quantity/Base number*100

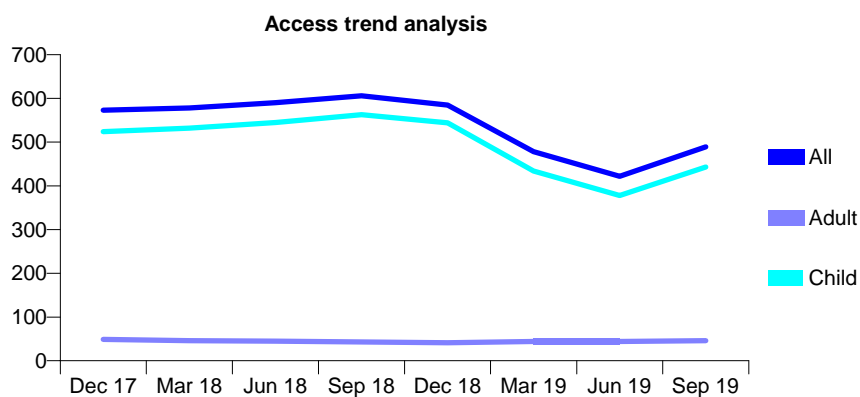
Q58 - Vital Signs At a Glance Contract Report for 951056/0001 - September 2019

Name or company name	Uma Madhav
Contract type name	GDS Contract
Purpose of contract	General
Contract start date	01/04/2006
Contract end date	

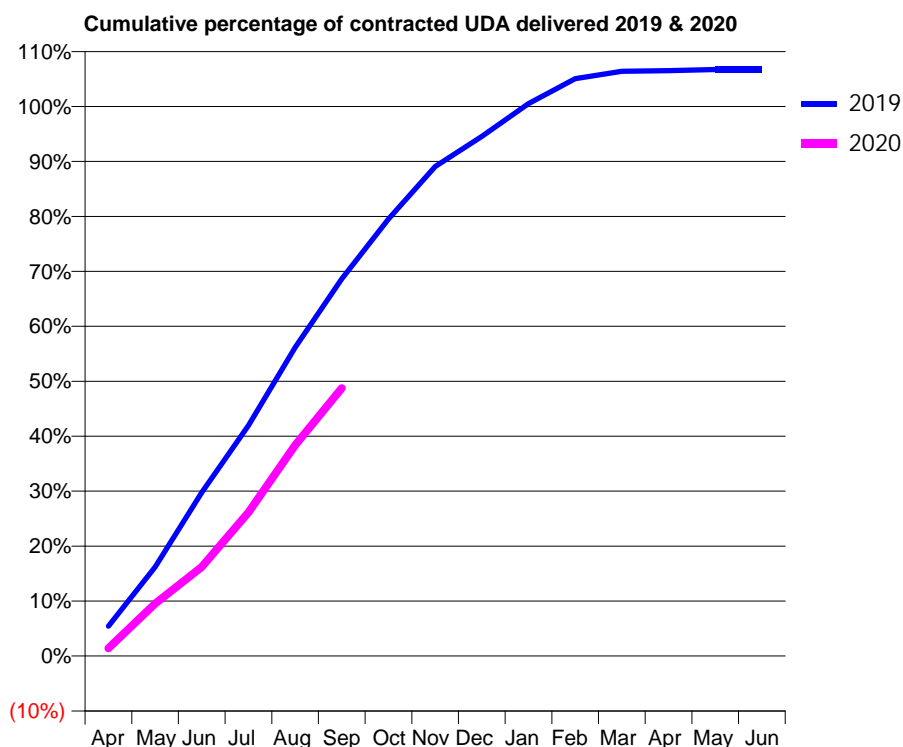
19/20 Contracted general activity (UDA)	980
Carry forward general activity (UDA)	0
19/20 Contracted orthodontic activity (UOA)	0
Carry forward orthodontic activity (UOA)	0
Baseline contract value	£25,839.70

ACCESS*

Patients seen in 24 months	Total	Change since previous quarter
Quarter ending September 2018	606	
Quarter ending December 2018	585	↓
Quarter ending March 2019	478	↓
Quarter ending June 2019	422	↓
Quarter ending September 2019	489	↑
Variance since September 2018	(19.3%)	↓



ACTIVITY



Month	Adjusted Scheduled Activity (UDA)	
	2019	2020
April	53	14
May	159	94
June	291	159
July	411	256
August	550	376
September	672	478
October	779	
November	873	
December	927	
January	985	
February	1,030	
March	1,043	
April	1,044	
May	1,046	
June	1,046	

QUALITY

	Quantity	Base Number	Contract	AT	Region	England
% of FP17s for the same patient ID Re-attending within 3 months - Children	21	327	6.4%	10.9%	11.3%	11.5%
% of FP17s for the same patient ID Re-attending within 3 months - Adults	0	0	N/A	14.3%	14.7%	15.4%
% of FP17s for the same patient ID Re-attending between 3 & 9 months - Children	120	327	36.7%	59.1%	60.8%	59.7%
% of FP17s for the same patient ID Re-attending between 3 & 9 months - Adults	0	0	N/A	49.6%	52.8%	51.7%
% of FP17s for Band 1 Urgent Courses	13	324	4.0%	8.8%	8.2%	9.2%
% of FP17s Relating to Free Repair or Replacements	0	324	0.0%	0.6%	0.7%	0.7%
% of FP17s Relating to Continuations	3	324	0.9%	0.7%	0.8%	0.8%
% of Patients satisfied with the dentistry they have received	0	0	N/A	93.8%	93.2%	93.5%
% of Patients satisfied with the time they had to wait for an appointment	0	0	N/A	88.4%	88.5%	87.4%

* This is based on patients treated on this contract for their most recent course of treatment. Figures in italics indicate the base number of FP17s or Patient Questionnaire responses are less than 100. N/A is shown where the base number of responses is less than 10 during the period. % is calculated as Quantity/Base number*100

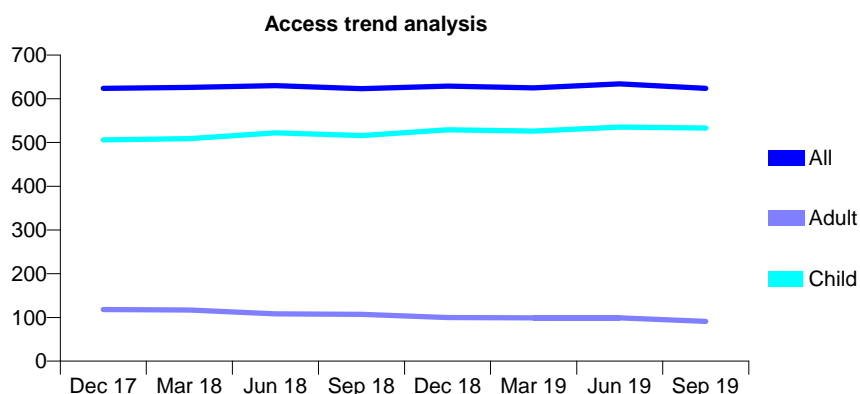
Q58 - Vital Signs At a Glance Contract Report for 952451/0001 - September 2019

Name or company name	MISS D GANGULI
Contract type name	GDS Contract
Purpose of contract	General
Contract start date	01/12/2010
Contract end date	

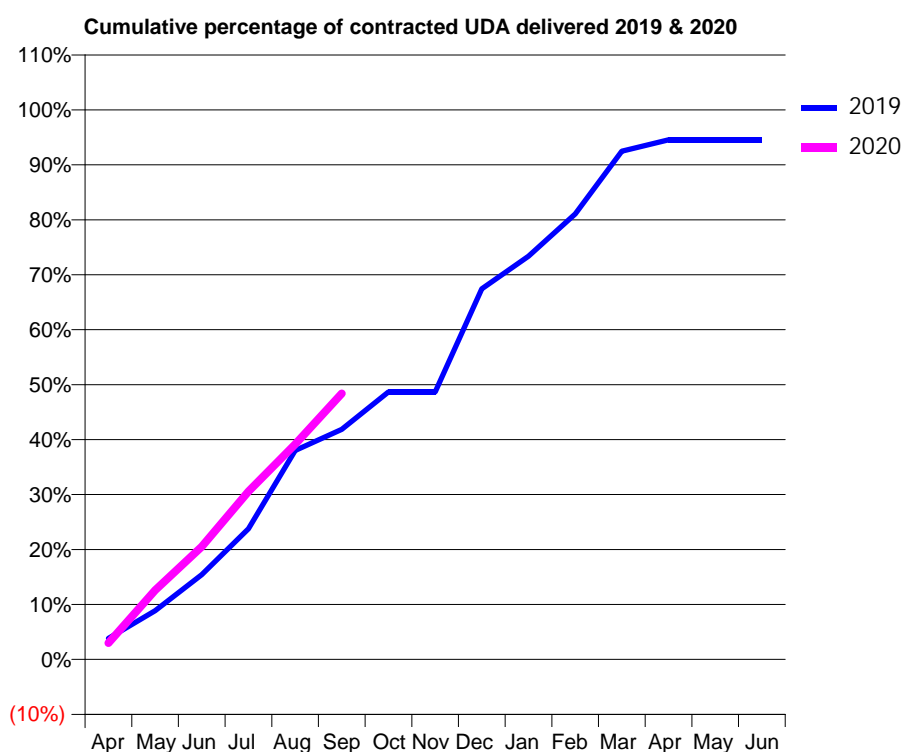
19/20 Contracted general activity (UDA)	1,146
Carry forward general activity (UDA)	0
19/20 Contracted orthodontic activity (UOA)	0
Carry forward orthodontic activity (UOA)	0
Baseline contract value	£32,622.03

ACCESS*

Patients seen in 24 months	Total	Change since previous quarter
Quarter ending September 2018	623	
Quarter ending December 2018	629	→
Quarter ending March 2019	625	→
Quarter ending June 2019	634	→
Quarter ending September 2019	624	↓
Variance since September 2018	0.2%	→



ACTIVITY



Month	2019	2020
April	44	34
May	102	145
June	177	235
July	272	350
August	436	449
September	480	555
October	558	
November	558	
December	773	
January	841	
February	929	
March	1,060	
April	1,083	
May	1,083	
June	1,083	

QUALITY

	Quantity	Base Number	Contract	AT	Region	England
% of FP17s for the same patient ID Re-attending within 3 months - Children	19	418	4.5%	10.9%	11.3%	11.5%
% of FP17s for the same patient ID Re-attending within 3 months - Adults	5	32	15.6%	14.3%	14.7%	15.4%
% of FP17s for the same patient ID Re-attending between 3 & 9 months - Children	266	418	63.6%	59.1%	60.8%	59.7%
% of FP17s for the same patient ID Re-attending between 3 & 9 months - Adults	11	32	34.4%	49.6%	52.8%	51.7%
% of FP17s for Band 1 Urgent Courses	19	428	4.4%	8.8%	8.2%	9.2%
% of FP17s Relating to Free Repair or Replacements	0	428	0.0%	0.6%	0.7%	0.7%
% of FP17s Relating to Continuations	0	428	0.0%	0.7%	0.8%	0.8%
% of Patients satisfied with the dentistry they have received	0	0	N/A	93.8%	93.2%	93.5%
% of Patients satisfied with the time they had to wait for an appointment	0	0	N/A	88.4%	88.5%	87.4%

* This is based on patients treated on this contract for their most recent course of treatment. Figures in italics indicate the base number of FP17s or Patient Questionnaire responses are less than 100. N/A is shown where the base number of responses is less than 10 during the period. % is calculated as Quantity/Base number*100

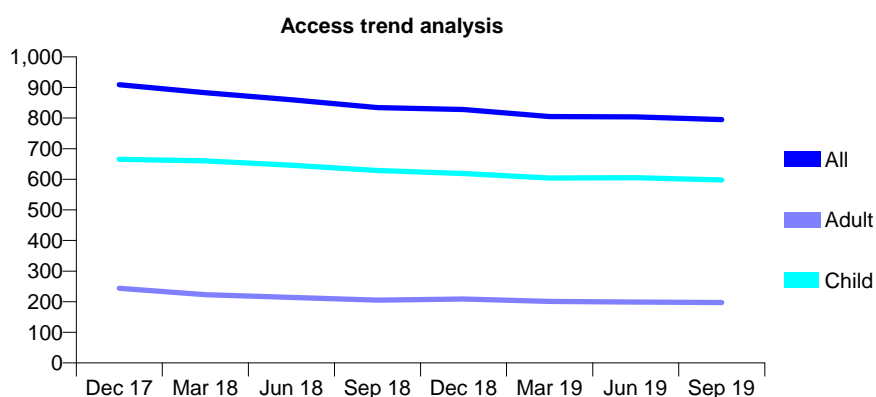
Q58 - Vital Signs At a Glance Contract Report for 960845/0001 - September 2019

Name or company name	MR K SAEED
Contract type name	GDS Contract
Purpose of contract	General
Contract start date	05/02/2008
Contract end date	

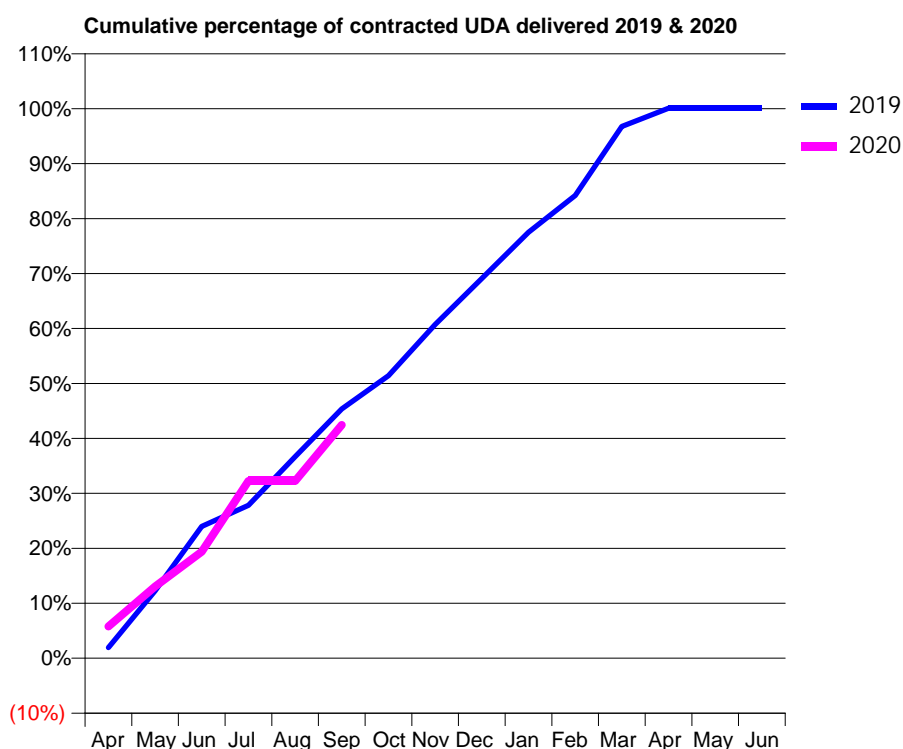
19/20 Contracted general activity (UDA)	1,938
Carry forward general activity (UDA)	-2
19/20 Contracted orthodontic activity (UOA)	0
Carry forward orthodontic activity (UOA)	0
Baseline contract value	£43,398.17

ACCESS*

Patients seen in 24 months	Total	Change since previous quarter
Quarter ending September 2018	834	
Quarter ending December 2018	828	→
Quarter ending March 2019	805	↓
Quarter ending June 2019	804	→
Quarter ending September 2019	795	↓
Variance since September 2018	(4.7%)	↓



ACTIVITY



Month	2019	2020
April	38	112
May	238	253
June	465	376
July	539	625
August	711	625
September	879	823
October	996	
November	1,177	
December	1,339	
January	1,502	
February	1,632	
March	1,875	
April	1,939	
May	1,939	
June	1,939	

QUALITY

	Quantity	Base Number	Contract	AT	Region	England
% of FP17s for the same patient ID Re-attending within 3 months - Children	13	444	2.9%	10.9%	11.3%	11.5%
% of FP17s for the same patient ID Re-attending within 3 months - Adults	15	119	12.6%	14.3%	14.7%	15.4%
% of FP17s for the same patient ID Re-attending between 3 & 9 months - Children	331	444	74.5%	59.1%	60.8%	59.7%
% of FP17s for the same patient ID Re-attending between 3 & 9 months - Adults	73	119	61.3%	49.6%	52.8%	51.7%
% of FP17s for Band 1 Urgent Courses	9	532	1.7%	8.8%	8.2%	9.2%
% of FP17s Relating to Free Repair or Replacements	0	532	0.0%	0.6%	0.7%	0.7%
% of FP17s Relating to Continuations	0	532	0.0%	0.7%	0.8%	0.8%
% of Patients satisfied with the dentistry they have received	1	1	N/A	93.8%	93.2%	93.5%
% of Patients satisfied with the time they had to wait for an appointment	1	1	N/A	88.4%	88.5%	87.4%

* This is based on patients treated on this contract for their most recent course of treatment.

Figures in italics indicate the base number of FP17s or Patient Questionnaire responses are less than 100. N/A is shown where the base number of responses is less than 10 during the period. % is calculated as Quantity/Base number*100

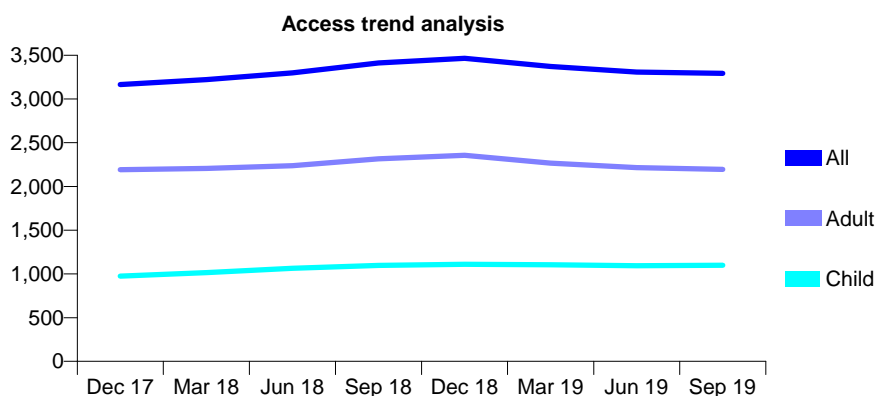
Q58 - Vital Signs At a Glance Contract Report for 963577/0001 - September 2019

Name or company name	MR VB SHAH
Contract type name	GDS Contract
Purpose of contract	General
Contract start date	01/05/2011
Contract end date	

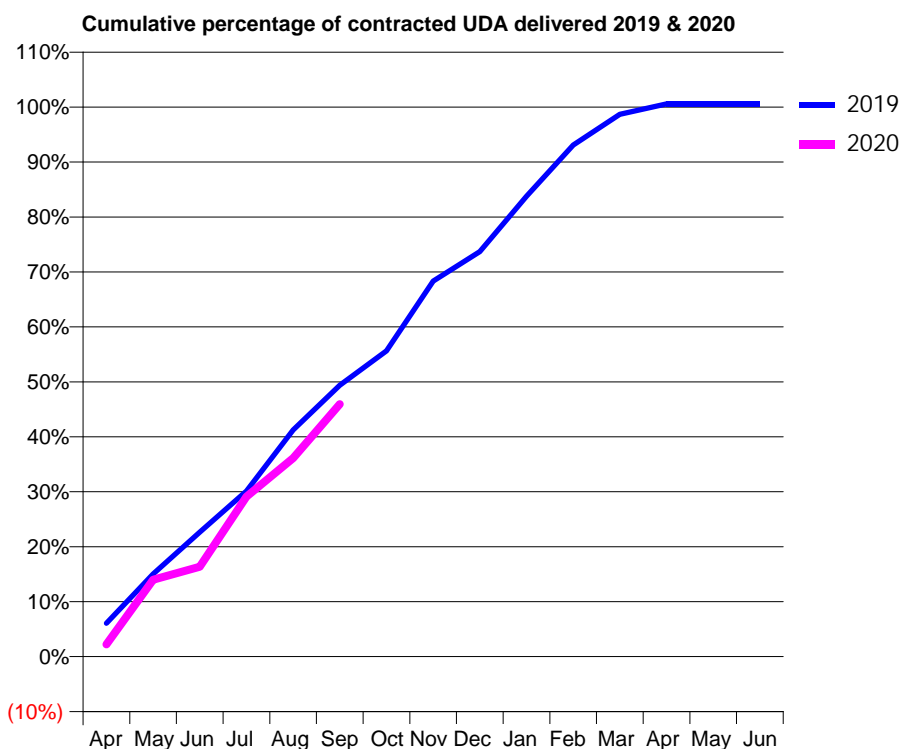
19/20 Contracted general activity (UDA)	8,207
Carry forward general activity (UDA)	0
19/20 Contracted orthodontic activity (UOA)	0
Carry forward orthodontic activity (UOA)	0
Baseline contract value	£210,297.55

ACCESS*

Patients seen in 24 months	Total	Change since previous quarter
Quarter ending September 2018	3,413	
Quarter ending December 2018	3,466	→
Quarter ending March 2019	3,372	↓
Quarter ending June 2019	3,307	↓
Quarter ending September 2019	3,294	→
Variance since September 2018	(3.5%)	↓



ACTIVITY



Month	Adjusted Scheduled Activity (UDA)	
	2019	2020
April	498	182
May	1,235	1,148
June	1,858	1,343
July	2,473	2,390
August	3,388	2,964
September	4,052	3,770
October	4,566	
November	5,607	
December	6,047	
January	6,875	
February	7,641	
March	8,100	
April	8,253	
May	8,253	
June	8,254	

QUALITY

	Quantity	Base Number	Contract	AT	Region	England
% of FP17s for the same patient ID Re-attending within 3 months - Children	53	707	7.5%	10.9%	11.3%	11.5%
% of FP17s for the same patient ID Re-attending within 3 months - Adults	121	1,024	11.8%	14.3%	14.7%	15.4%
% of FP17s for the same patient ID Re-attending between 3 & 9 months - Children	358	707	50.6%	59.1%	60.8%	59.7%
% of FP17s for the same patient ID Re-attending between 3 & 9 months - Adults	426	1,024	41.6%	49.6%	52.8%	51.7%
% of FP17s for Band 1 Urgent Courses	197	1,659	11.9%	8.8%	8.2%	9.2%
% of FP17s Relating to Free Repair or Replacements	7	1,659	0.4%	0.6%	0.7%	0.7%
% of FP17s Relating to Continuations	15	1,659	0.9%	0.7%	0.8%	0.8%
% of Patients satisfied with the dentistry they have received	1	1	N/A	93.8%	93.2%	93.5%
% of Patients satisfied with the time they had to wait for an appointment	1	1	N/A	88.4%	88.5%	87.4%

* This is based on patients treated on this contract for their most recent course of treatment. Figures in italics indicate the base number of FP17s or Patient Questionnaire responses are less than 100. N/A is shown where the base number of responses is less than 10 during the period. % is calculated as Quantity/Base number*100

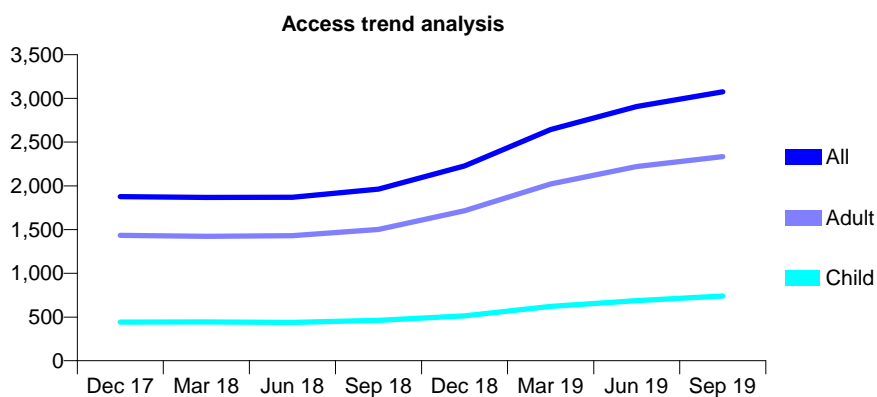
Q58 - Vital Signs At a Glance Contract Report for 963623/0001 - September 2019

Name or company name	MRS FD AIMEY
Contract type name	GDS Contract
Purpose of contract	General
Contract start date	02/10/2006
Contract end date	

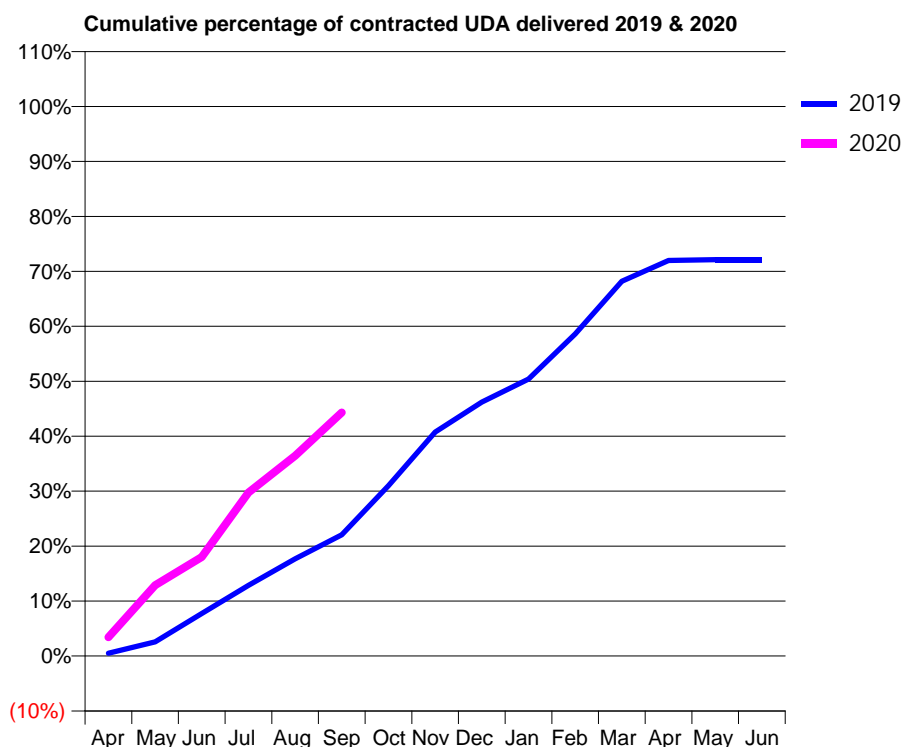
19/20 Contracted general activity (UDA)	11,125
Carry forward general activity (UDA)	0
19/20 Contracted orthodontic activity (UOA)	0
Carry forward orthodontic activity (UOA)	0
Baseline contract value	£276,089.12

ACCESS*

Patients seen in 24 months	Total	Change since previous quarter
Quarter ending September 2018	1,964	
Quarter ending December 2018	2,228	↑
Quarter ending March 2019	2,644	↑
Quarter ending June 2019	2,908	↑
Quarter ending September 2019	3,075	↑
Variance since September 2018	56.6%	↑



ACTIVITY



Month	Adjusted Scheduled Activity (UDA)	
	2019	2020
April	59	382
May	289	1,435
June	861	2,003
July	1,430	3,312
August	1,969	4,058
September	2,456	4,927
October	3,450	
November	4,534	
December	5,142	
January	5,607	
February	6,521	
March	7,587	
April	8,006	
May	8,023	
June	8,023	

QUALITY

	Quantity	Base Number	Contract	AT	Region	England
% of FP17s for the same patient ID Re-attending within 3 months - Children	50	535	9.3%	10.9%	11.3%	11.5%
% of FP17s for the same patient ID Re-attending within 3 months - Adults	324	1,688	19.2%	14.3%	14.7%	15.4%
% of FP17s for the same patient ID Re-attending between 3 & 9 months - Children	196	535	36.6%	59.1%	60.8%	59.7%
% of FP17s for the same patient ID Re-attending between 3 & 9 months - Adults	546	1,688	32.3%	49.6%	52.8%	51.7%
% of FP17s for Band 1 Urgent Courses	246	2,070	11.9%	8.8%	8.2%	9.2%
% of FP17s Relating to Free Repair or Replacements	31	2,070	1.5%	0.6%	0.7%	0.7%
% of FP17s Relating to Continuations	17	2,070	0.8%	0.7%	0.8%	0.8%
% of Patients satisfied with the dentistry they have received	5	5	N/A	93.8%	93.2%	93.5%
% of Patients satisfied with the time they had to wait for an appointment	4	5	N/A	88.4%	88.5%	87.4%

* This is based on patients treated on this contract for their most recent course of treatment. Figures in italics indicate the base number of FP17s or Patient Questionnaire responses are less than 100. N/A is shown where the base number of responses is less than 10 during the period. % is calculated as Quantity/Base number*100

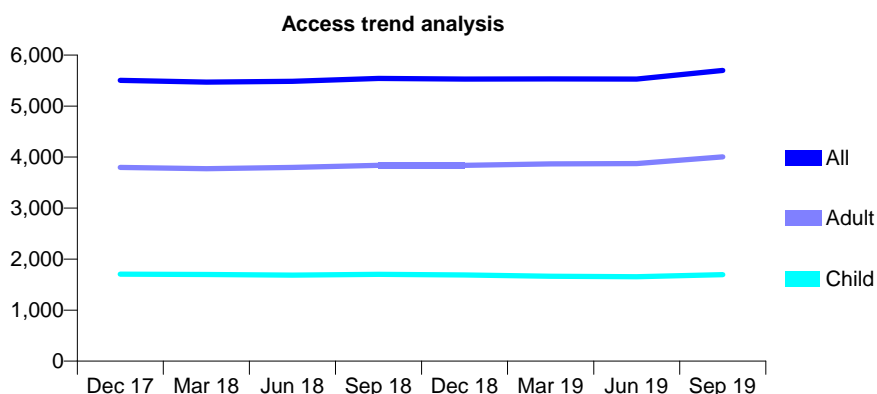
Q58 - Vital Signs At a Glance Contract Report for 967319/0002 - September 2019

Name or company name	Dr R K Sivasubramanian and Dr R Shah
Contract type name	GDS Contract
Purpose of contract	General
Contract start date	01/08/2010
Contract end date	

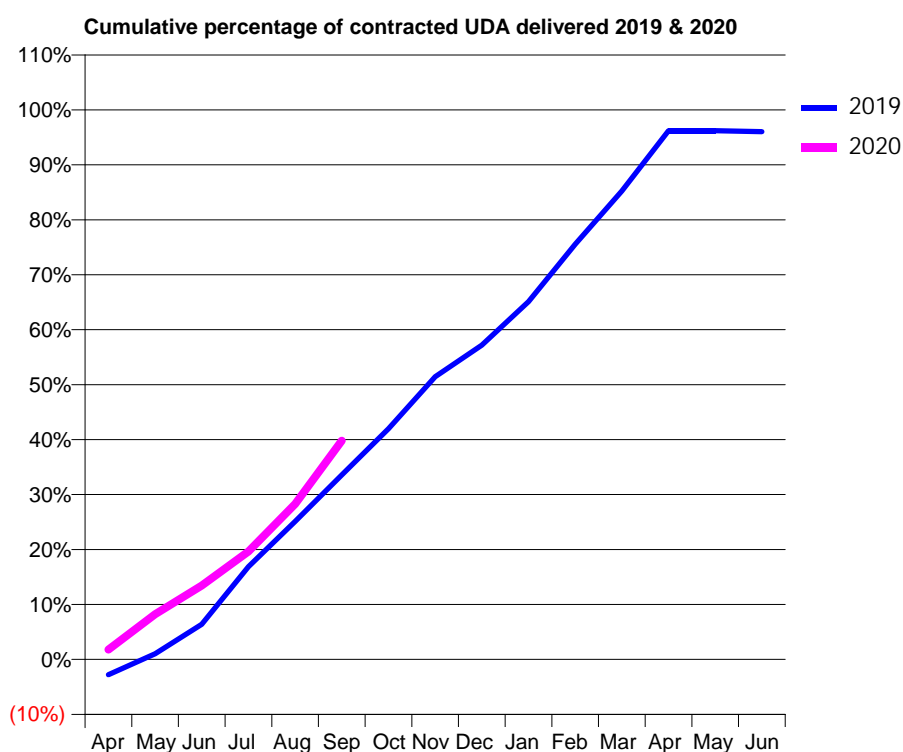
19/20 Contracted general activity (UDA)	19,763
Carry forward general activity (UDA)	0
19/20 Contracted orthodontic activity (UOA)	0
Carry forward orthodontic activity (UOA)	0
Baseline contract value	£508,578.03

ACCESS*

Patients seen in 24 months	Total	Change since previous quarter
Quarter ending September 2018	5,542	
Quarter ending December 2018	5,529	→
Quarter ending March 2019	5,534	→
Quarter ending June 2019	5,527	→
Quarter ending September 2019	5,699	↑
Variance since September 2018	2.8%	↑



ACTIVITY



Month	2019	2020
April	-552	354
May	202	1,626
June	1,265	2,654
July	3,333	3,883
August	4,967	5,593
September	6,636	7,870
October	8,295	
November	10,167	
December	11,300	
January	12,864	
February	14,932	
March	16,848	
April	19,015	
May	19,014	
June	18,977	

QUALITY

	Quantity	Base Number	Contract	AT	Region	England
% of FP17s for the same patient ID Re-attending within 3 months - Children	62	963	6.4%	10.9%	11.3%	11.5%
% of FP17s for the same patient ID Re-attending within 3 months - Adults	180	1,879	9.6%	14.3%	14.7%	15.4%
% of FP17s for the same patient ID Re-attending between 3 & 9 months - Children	433	963	45.0%	59.1%	60.8%	59.7%
% of FP17s for the same patient ID Re-attending between 3 & 9 months - Adults	758	1,879	40.3%	49.6%	52.8%	51.7%
% of FP17s for Band 1 Urgent Courses	290	2,496	11.6%	8.8%	8.2%	9.2%
% of FP17s Relating to Free Repair or Replacements	6	2,496	0.2%	0.6%	0.7%	0.7%
% of FP17s Relating to Continuations	6	2,496	0.2%	0.7%	0.8%	0.8%
% of Patients satisfied with the dentistry they have received	1	1	N/A	93.8%	93.2%	93.5%
% of Patients satisfied with the time they had to wait for an appointment	1	1	N/A	88.4%	88.5%	87.4%

* This is based on patients treated on this contract for their most recent course of treatment. Figures in italics indicate the base number of FP17s or Patient Questionnaire responses are less than 100. N/A is shown where the base number of responses is less than 10 during the period. % is calculated as Quantity/Base number*100

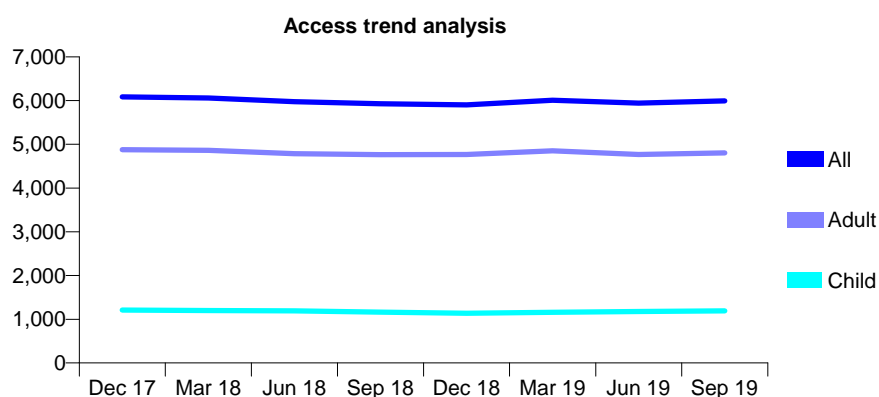
Q58 - Vital Signs At a Glance Contract Report for 967319/0003 - September 2019

Name or company name	MR RK SIVASUBRAMANIAN
Contract type name	GDS Contract
Purpose of contract	General
Contract start date	13/02/2014
Contract end date	

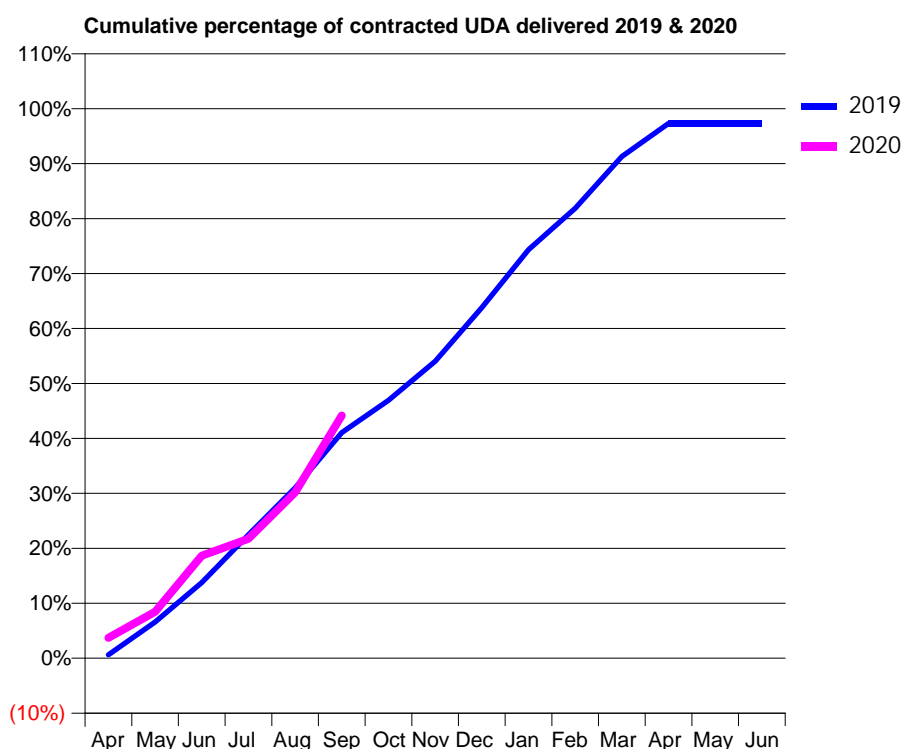
19/20 Contracted general activity (UDA)	14,084
Carry forward general activity (UDA)	0
19/20 Contracted orthodontic activity (UOA)	0
Carry forward orthodontic activity (UOA)	0
Baseline contract value	£323,782.78

ACCESS*

Patients seen in 24 months	Total	Change since previous quarter
Quarter ending September 2018	5,929	
Quarter ending December 2018	5,905	→
Quarter ending March 2019	6,006	→
Quarter ending June 2019	5,944	↓
Quarter ending September 2019	5,994	→
Variance since September 2018	1.1%	→



ACTIVITY



Month	2019	2020
April	88	524
May	928	1,190
June	1,938	2,626
July	3,164	3,064
August	4,367	4,250
September	5,780	6,224
October	6,608	
November	7,609	
December	8,984	
January	10,469	
February	11,530	
March	12,855	
April	13,704	
May	13,706	
June	13,709	

QUALITY

	Quantity	Base Number	Contract	AT	Region	England
% of FP17s for the same patient ID Re-attending within 3 months - Children	28	715	3.9%	10.9%	11.3%	11.5%
% of FP17s for the same patient ID Re-attending within 3 months - Adults	351	2,436	14.4%	14.3%	14.7%	15.4%
% of FP17s for the same patient ID Re-attending between 3 & 9 months - Children	260	715	36.4%	59.1%	60.8%	59.7%
% of FP17s for the same patient ID Re-attending between 3 & 9 months - Adults	761	2,436	31.2%	49.6%	52.8%	51.7%
% of FP17s for Band 1 Urgent Courses	224	2,845	7.9%	8.8%	8.2%	9.2%
% of FP17s Relating to Free Repair or Replacements	41	2,845	1.4%	0.6%	0.7%	0.7%
% of FP17s Relating to Continuations	44	2,845	1.5%	0.7%	0.8%	0.8%
% of Patients satisfied with the dentistry they have received	3	3	N/A	93.8%	93.2%	93.5%
% of Patients satisfied with the time they had to wait for an appointment	3	3	N/A	88.4%	88.5%	87.4%

* This is based on patients treated on this contract for their most recent course of treatment.

Figures in italics indicate the base number of FP17s or Patient Questionnaire responses are less than 100. N/A is shown where the base number of responses is less than 10 during the period. % is calculated as Quantity/Base number*100

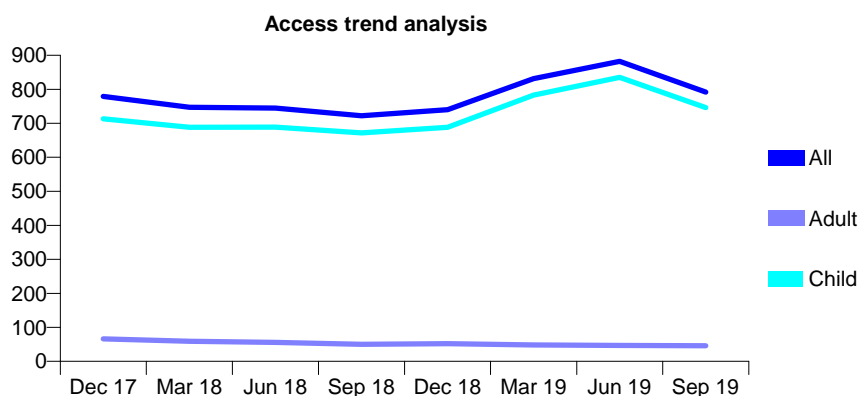
Q58 - Vital Signs At a Glance Contract Report for 976334/0001 - September 2019

Name or company name	MISS U MADHAV
Contract type name	GDS Contract
Purpose of contract	General
Contract start date	01/04/2014
Contract end date	

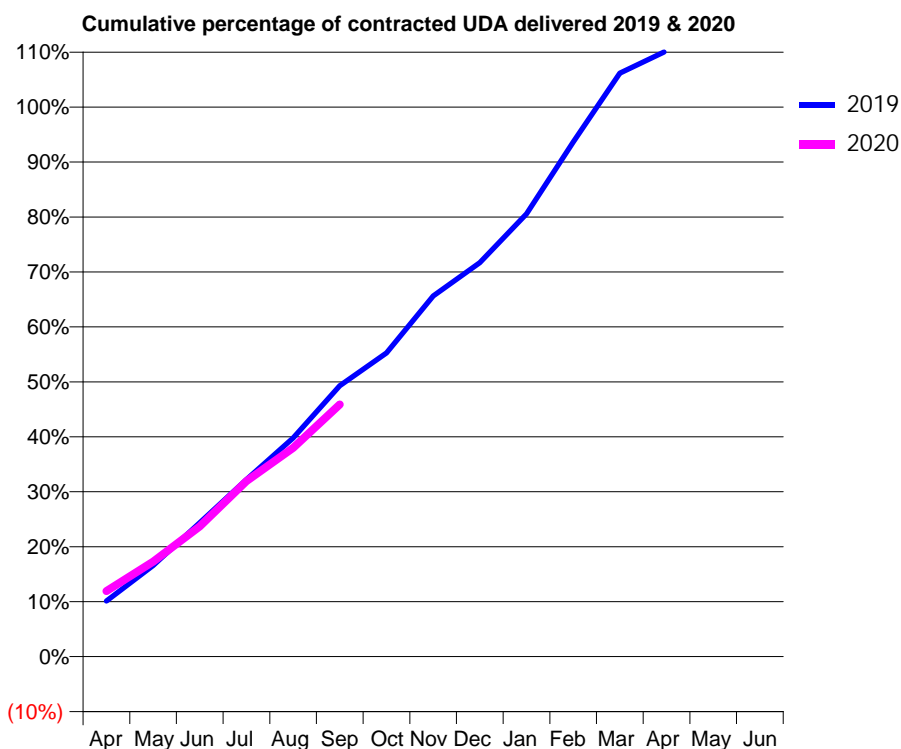
19/20 Contracted general activity (UDA)	1,500
Carry forward general activity (UDA)	0
19/20 Contracted orthodontic activity (UOA)	0
Carry forward orthodontic activity (UOA)	0
Baseline contract value	£39,397.33

ACCESS*

Patients seen in 24 months	Total	Change since previous quarter
Quarter ending September 2018	722	
Quarter ending December 2018	740	↑
Quarter ending March 2019	831	↑
Quarter ending June 2019	882	↑
Quarter ending September 2019	792	↓
Variance since September 2018	9.7%	↑



ACTIVITY



Month	Adjusted Scheduled Activity (UDA)	
	2019	2020
April	152	179
May	249	259
June	365	355
July	483	479
August	597	570
September	740	688
October	829	
November	984	
December	1,075	
January	1,208	
February	1,405	
March	1,592	
April	1,654	
May	1,654	
June	1,654	

QUALITY

	Quantity	Base Number	Contract	AT	Region	England
% of FP17s for the same patient ID Re-attending within 3 months - Children	28	581	4.8%	10.9%	11.3%	11.5%
% of FP17s for the same patient ID Re-attending within 3 months - Adults	0	0	N/A	14.3%	14.7%	15.4%
% of FP17s for the same patient ID Re-attending between 3 & 9 months - Children	322	581	55.4%	59.1%	60.8%	59.7%
% of FP17s for the same patient ID Re-attending between 3 & 9 months - Adults	0	0	N/A	49.6%	52.8%	51.7%
% of FP17s for Band 1 Urgent Courses	6	533	1.1%	8.8%	8.2%	9.2%
% of FP17s Relating to Free Repair or Replacements	0	533	0.0%	0.6%	0.7%	0.7%
% of FP17s Relating to Continuations	3	533	0.6%	0.7%	0.8%	0.8%
% of Patients satisfied with the dentistry they have received	0	0	N/A	93.8%	93.2%	93.5%
% of Patients satisfied with the time they had to wait for an appointment	0	0	N/A	88.4%	88.5%	87.4%

* This is based on patients treated on this contract for their most recent course of treatment. Figures in italics indicate the base number of FP17s or Patient Questionnaire responses are less than 100. N/A is shown where the base number of responses is less than 10 during the period. % is calculated as Quantity/Base number*100

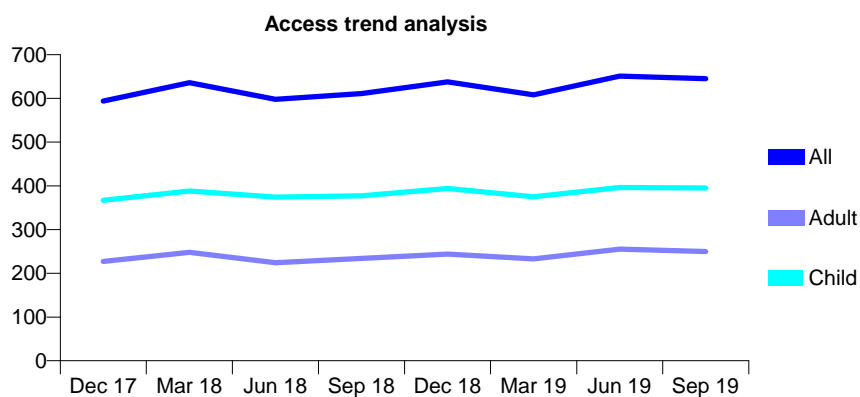
Q58 - Vital Signs At a Glance Contract Report for 987417/0001 - September 2019

Name or company name	MISS S MITTAL
Contract type name	GDS Contract
Purpose of contract	General
Contract start date	01/12/2013
Contract end date	

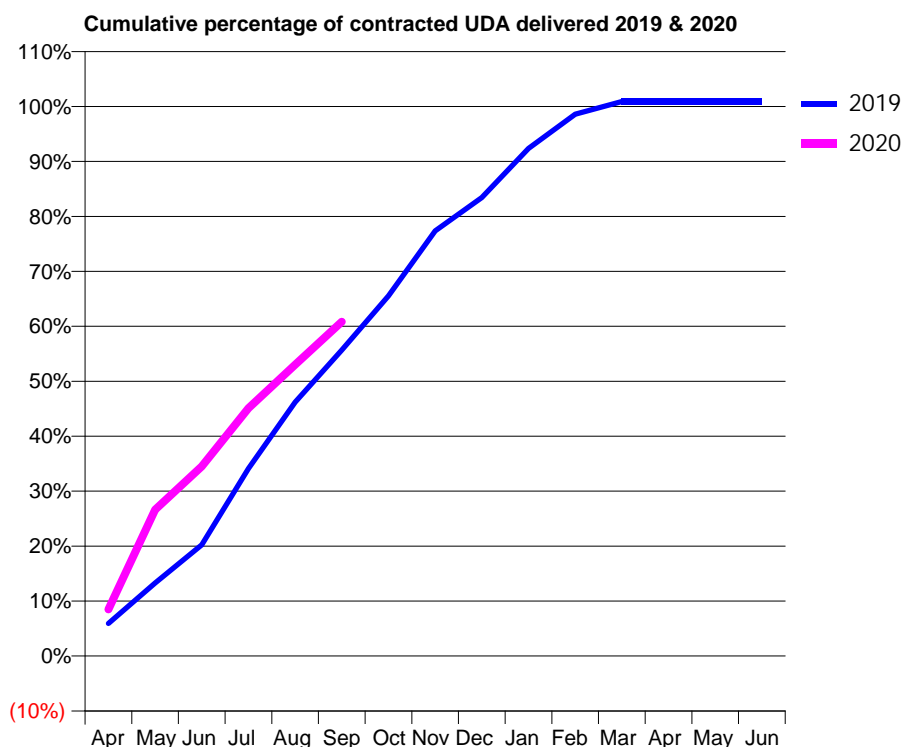
19/20 Contracted general activity (UDA)	2,246
Carry forward general activity (UDA)	0
19/20 Contracted orthodontic activity (UOA)	0
Carry forward orthodontic activity (UOA)	0
Baseline contract value	£55,120.56

ACCESS*

Patients seen in 24 months	Total	Change since previous quarter
Quarter ending September 2018	611	
Quarter ending December 2018	638	↑
Quarter ending March 2019	608	↓
Quarter ending June 2019	651	↑
Quarter ending September 2019	645	→
Variance since September 2018	5.6%	↑



ACTIVITY



Month	Adjusted Scheduled Activity (UDA)	
	2019	2020
April	133	190
May	299	598
June	454	775
July	766	1,013
August	1,037	1,191
September	1,250	1,366
October	1,472	
November	1,738	
December	1,874	
January	2,075	
February	2,214	
March	2,266	
April	2,266	
May	2,266	
June	2,266	

QUALITY

	Quantity	Base Number	Contract	AT	Region	England
% of FP17s for the same patient ID Re-attending within 3 months - Children	19	321	5.9%	10.9%	11.3%	11.5%
% of FP17s for the same patient ID Re-attending within 3 months - Adults	20	135	14.8%	14.3%	14.7%	15.4%
% of FP17s for the same patient ID Re-attending between 3 & 9 months - Children	171	321	53.3%	59.1%	60.8%	59.7%
% of FP17s for the same patient ID Re-attending between 3 & 9 months - Adults	41	135	30.4%	49.6%	52.8%	51.7%
% of FP17s for Band 1 Urgent Courses	32	456	7.0%	8.8%	8.2%	9.2%
% of FP17s Relating to Free Repair or Replacements	0	456	0.0%	0.6%	0.7%	0.7%
% of FP17s Relating to Continuations	0	456	0.0%	0.7%	0.8%	0.8%
% of Patients satisfied with the dentistry they have received	0	0	N/A	93.8%	93.2%	93.5%
% of Patients satisfied with the time they had to wait for an appointment	0	0	N/A	88.4%	88.5%	87.4%

* This is based on patients treated on this contract for their most recent course of treatment. Figures in italics indicate the base number of FP17s or Patient Questionnaire responses are less than 100. N/A is shown where the base number of responses is less than 10 during the period. % is calculated as Quantity/Base number*100

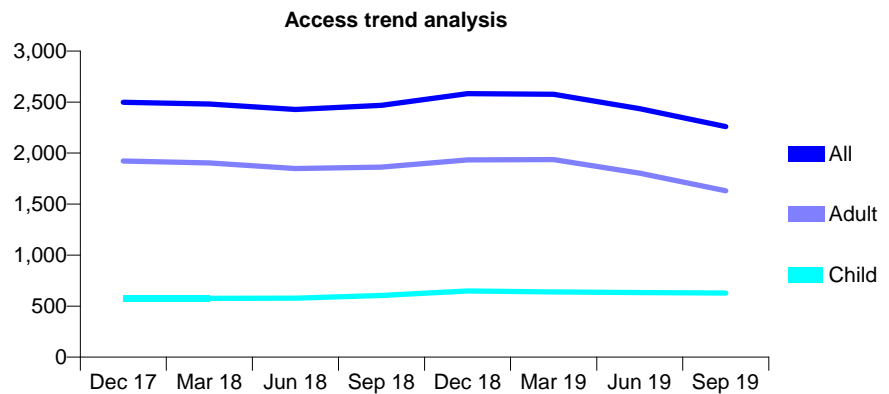
Q58 - Vital Signs At a Glance Contract Report for 991937/0001 - September 2019

Name or company name	MR C HAJISTILLY
Contract type name	GDS Contract
Purpose of contract	General
Contract start date	01/10/2015
Contract end date	

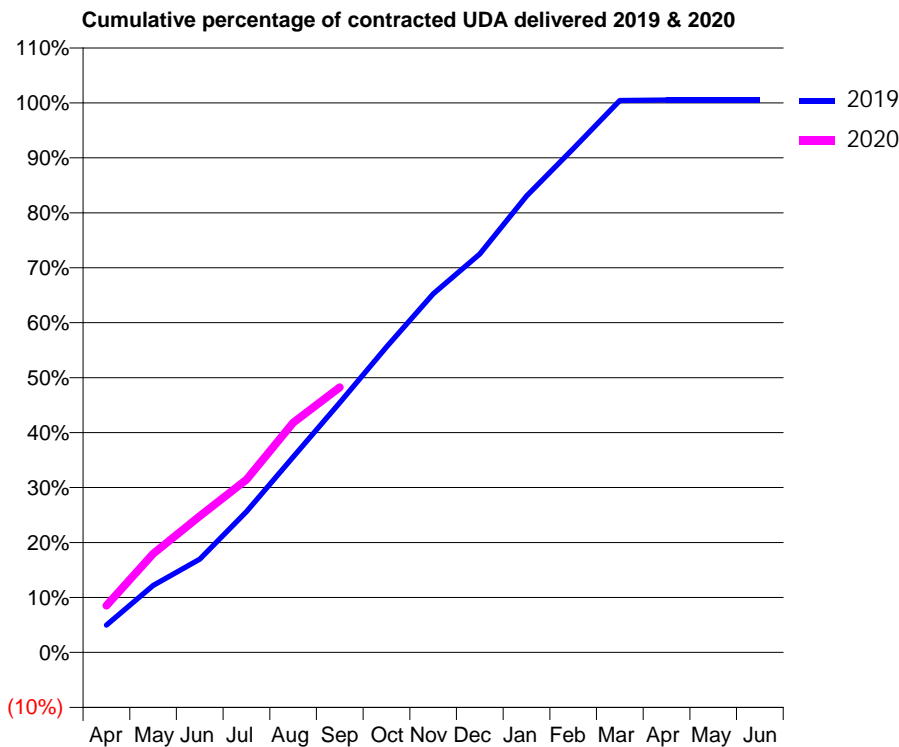
19/20 Contracted general activity (UDA)	5,176
Carry forward general activity (UDA)	0
19/20 Contracted orthodontic activity (UOA)	0
Carry forward orthodontic activity (UOA)	0
Baseline contract value	£144,373.11

ACCESS*

Patients seen in 24 months	Total	Change since previous quarter
Quarter ending September 2018	2,468	
Quarter ending December 2018	2,583	↑
Quarter ending March 2019	2,577	→
Quarter ending June 2019	2,436	↓
Quarter ending September 2019	2,259	↓
Variance since September 2018	(8.5%)	↓



ACTIVITY



Month	2019	2020
April	286	441
May	703	931
June	978	1,284
July	1,476	1,627
August	2,050	2,163
September	2,619	2,496
October	3,204	
November	3,760	
December	4,178	
January	4,787	
February	5,283	
March	5,789	
April	5,793	
May	5,793	
June	5,793	

QUALITY

	Quantity	Base Number	Contract	AT	Region	England
% of FP17s for the same patient ID Re-attending within 3 months - Children	15	382	3.9%	10.9%	11.3%	11.5%
% of FP17s for the same patient ID Re-attending within 3 months - Adults	100	928	10.8%	14.3%	14.7%	15.4%
% of FP17s for the same patient ID Re-attending between 3 & 9 months - Children	216	382	56.5%	59.1%	60.8%	59.7%
% of FP17s for the same patient ID Re-attending between 3 & 9 months - Adults	522	928	56.3%	49.6%	52.8%	51.7%
% of FP17s for Band 1 Urgent Courses	106	1,305	8.1%	8.8%	8.2%	9.2%
% of FP17s Relating to Free Repair or Replacements	8	1,305	0.6%	0.6%	0.7%	0.7%
% of FP17s Relating to Continuations	2	1,305	0.2%	0.7%	0.8%	0.8%
% of Patients satisfied with the dentistry they have received	0	0	N/A	93.8%	93.2%	93.5%
% of Patients satisfied with the time they had to wait for an appointment	0	0	N/A	88.4%	88.5%	87.4%

* This is based on patients treated on this contract for their most recent course of treatment. Figures in italics indicate the base number of FP17s or Patient Questionnaire responses are less than 100. N/A is shown where the base number of responses is less than 10 during the period. % is calculated as Quantity/Base number*100

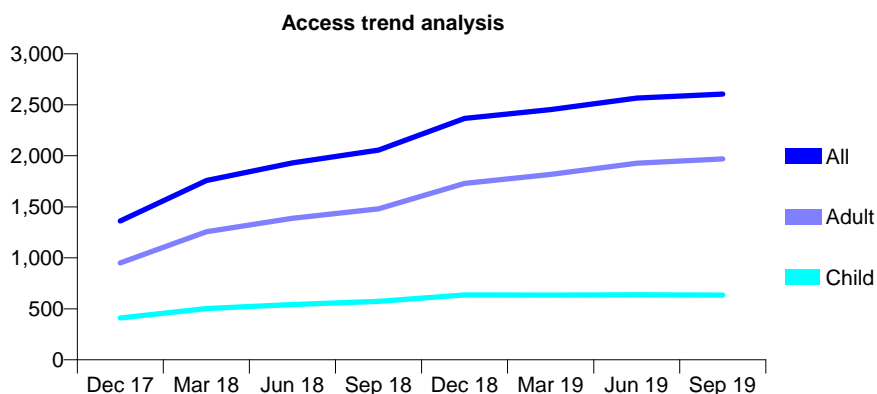
Q59 - Vital Signs At a Glance Contract Report for 100219/0000 - September 2019

Name or company name	Community Dental Services CIC
Contract type name	PDS Contract
Purpose of contract	General
Contract start date	01/12/2016
Contract end date	30/11/2023

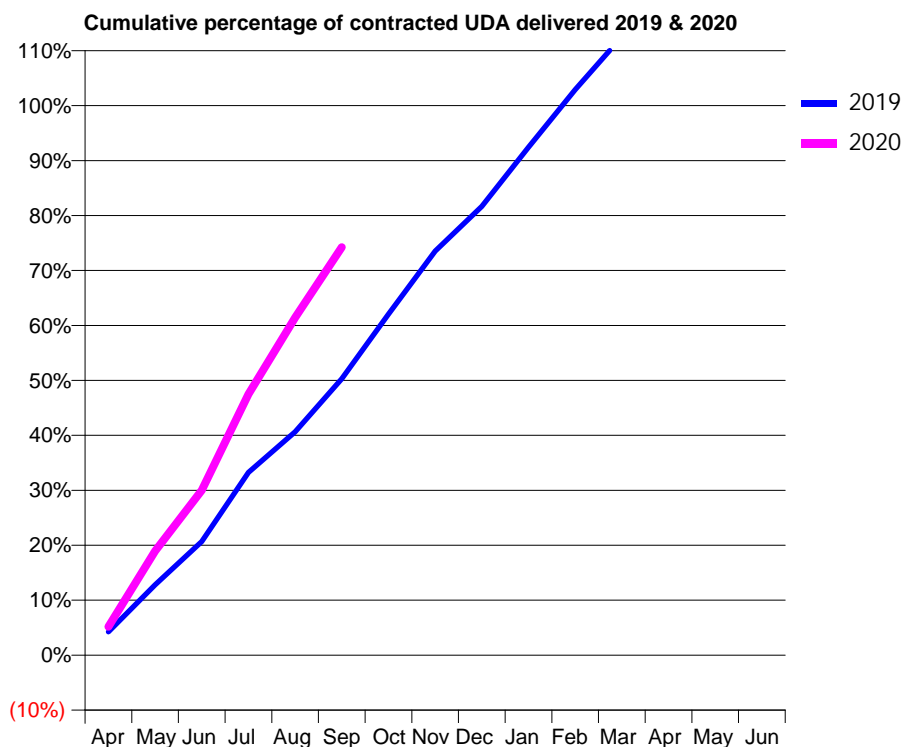
19/20 Contracted general activity (UDA)	4,500
Carry forward general activity (UDA)	0
19/20 Contracted orthodontic activity (UOA)	0
Carry forward orthodontic activity (UOA)	0
Baseline contract value	£1,931,347.25

ACCESS*

Patients seen in 24 months	Total	Change since previous quarter
Quarter ending September 2018	2,055	
Quarter ending December 2018	2,367	↑
Quarter ending March 2019	2,453	↑
Quarter ending June 2019	2,565	↑
Quarter ending September 2019	2,604	→
Variance since September 2018	26.7%	↑



ACTIVITY



Month	Adjusted Scheduled Activity (UDA)	
	2019	2020
April	192	233
May	577	854
June	931	1,350
July	1,497	2,137
August	1,829	2,765
September	2,263	3,339
October	2,793	
November	3,308	
December	3,674	
January	4,159	
February	4,631	
March	5,063	
April	5,221	
May	5,228	
June	5,229	

QUALITY

	Quantity	Base Number	Contract	AT	Region	England
% of FP17s for the same patient ID Re-attending within 3 months - Children	17	803	2.1%	9.5%	11.3%	11.5%
% of FP17s for the same patient ID Re-attending within 3 months - Adults	67	1,129	5.9%	13.8%	14.7%	15.4%
% of FP17s for the same patient ID Re-attending between 3 & 9 months - Children	130	803	16.2%	62.3%	60.8%	59.7%
% of FP17s for the same patient ID Re-attending between 3 & 9 months - Adults	209	1,129	18.5%	53.1%	52.8%	51.7%
% of FP17s for Band 1 Urgent Courses	268	1,814	14.8%	8.3%	8.2%	9.2%
% of FP17s Relating to Free Repair or Replacements	1	1,814	0.1%	0.7%	0.7%	0.7%
% of FP17s Relating to Continuations	13	1,814	0.7%	0.8%	0.8%	0.8%
% of Patients satisfied with the dentistry they have received	0	0	N/A	91.5%	93.2%	93.5%
% of Patients satisfied with the time they had to wait for an appointment	0	0	N/A	86.4%	88.5%	87.4%

* This is based on patients treated on this contract for their most recent course of treatment. Figures in italics indicate the base number of FP17s or Patient Questionnaire responses are less than 100. N/A is shown where the base number of responses is less than 10 during the period. % is calculated as Quantity/Base number*100

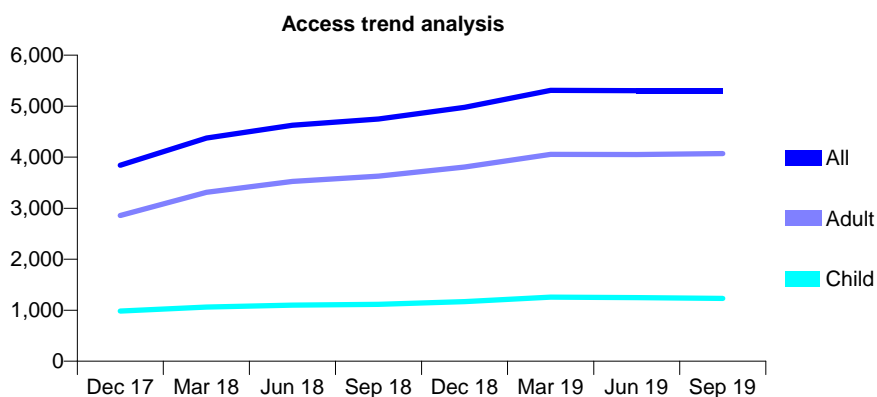
Q59 - Vital Signs At a Glance Contract Report for 100351/0000 - September 2019

Name or company name	JDRM Dental Care Ltd
Contract type name	GDS Contract
Purpose of contract	General
Contract start date	01/04/2017
Contract end date	

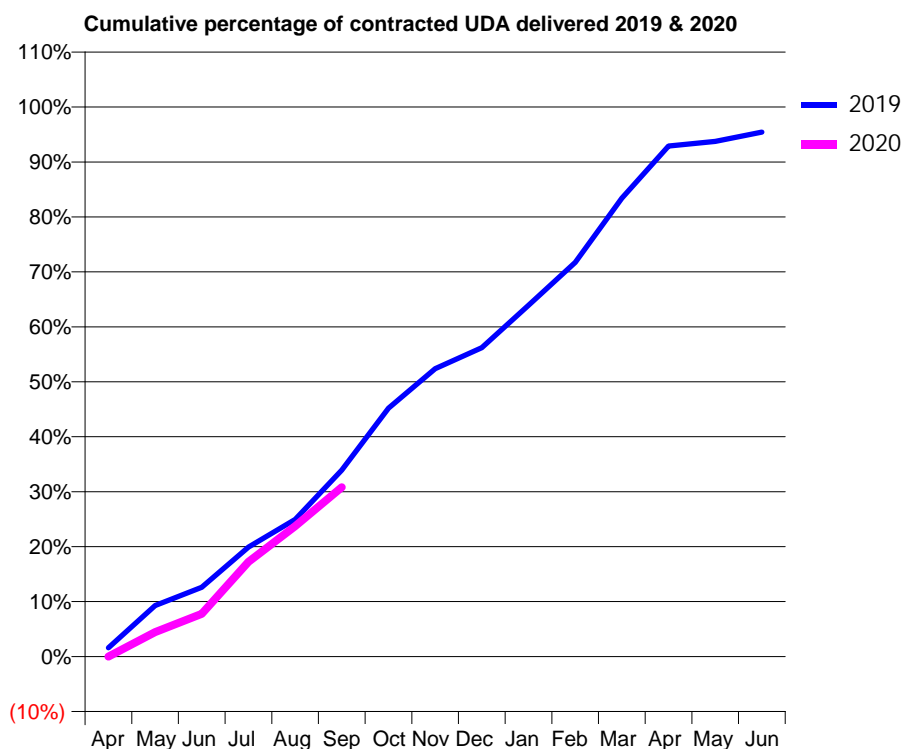
19/20 Contracted general activity (UDA)	15,509
Carry forward general activity (UDA)	0
19/20 Contracted orthodontic activity (UOA)	0
Carry forward orthodontic activity (UOA)	0
Baseline contract value	£369,218.87

ACCESS*

Patients seen in 24 months	Total	Change since previous quarter
Quarter ending September 2018	4,749	
Quarter ending December 2018	4,978	↑
Quarter ending March 2019	5,312	↑
Quarter ending June 2019	5,303	→
Quarter ending September 2019	5,306	→
Variance since September 2018	11.7%	↑



ACTIVITY



Month	Adjusted Scheduled Activity (UDA)	
	2019	2020
April	245	0
May	1,440	691
June	1,957	1,205
July	3,086	2,673
August	3,871	3,681
September	5,265	4,776
October	7,008	
November	8,125	
December	8,716	
January	9,911	
February	11,124	
March	12,933	
April	14,407	
May	14,535	
June	14,802	

QUALITY

	Quantity	Base Number	Contract	AT	Region	England
% of FP17s for the same patient ID Re-attending within 3 months - Children	48	970	4.9%	9.5%	11.3%	11.5%
% of FP17s for the same patient ID Re-attending within 3 months - Adults	324	2,891	11.2%	13.8%	14.7%	15.4%
% of FP17s for the same patient ID Re-attending between 3 & 9 months - Children	687	970	70.8%	62.3%	60.8%	59.7%
% of FP17s for the same patient ID Re-attending between 3 & 9 months - Adults	1,721	2,891	59.5%	53.1%	52.8%	51.7%
% of FP17s for Band 1 Urgent Courses	155	2,779	5.6%	8.3%	8.2%	9.2%
% of FP17s Relating to Free Repair or Replacements	41	2,779	1.5%	0.7%	0.7%	0.7%
% of FP17s Relating to Continuations	12	2,779	0.4%	0.8%	0.8%	0.8%
% of Patients satisfied with the dentistry they have received	3	3	N/A	91.5%	93.2%	93.5%
% of Patients satisfied with the time they had to wait for an appointment	2	3	N/A	86.4%	88.5%	87.4%

* This is based on patients treated on this contract for their most recent course of treatment. Figures in italics indicate the base number of FP17s or Patient Questionnaire responses are less than 100. N/A is shown where the base number of responses is less than 10 during the period. % is calculated as Quantity/Base number*100

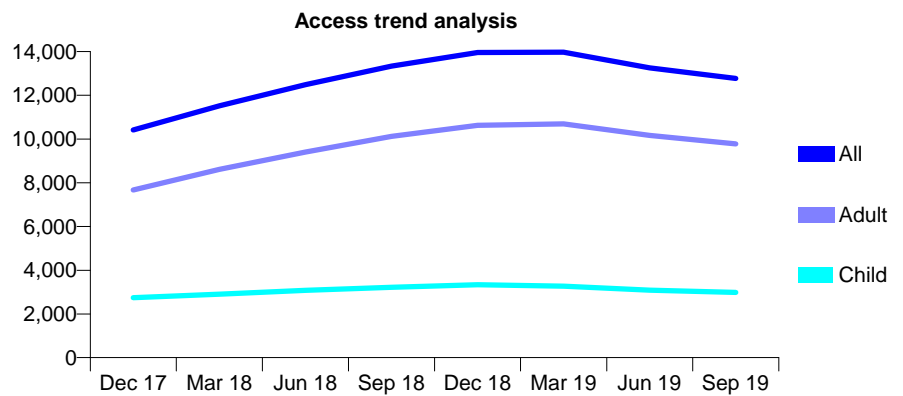
Q59 - Vital Signs At a Glance Contract Report for 100352/0000 - September 2019

Name or company name	OASIS DENTAL CARE LTD
Contract type name	GDS Contract
Purpose of contract	General
Contract start date	01/04/2017
Contract end date	

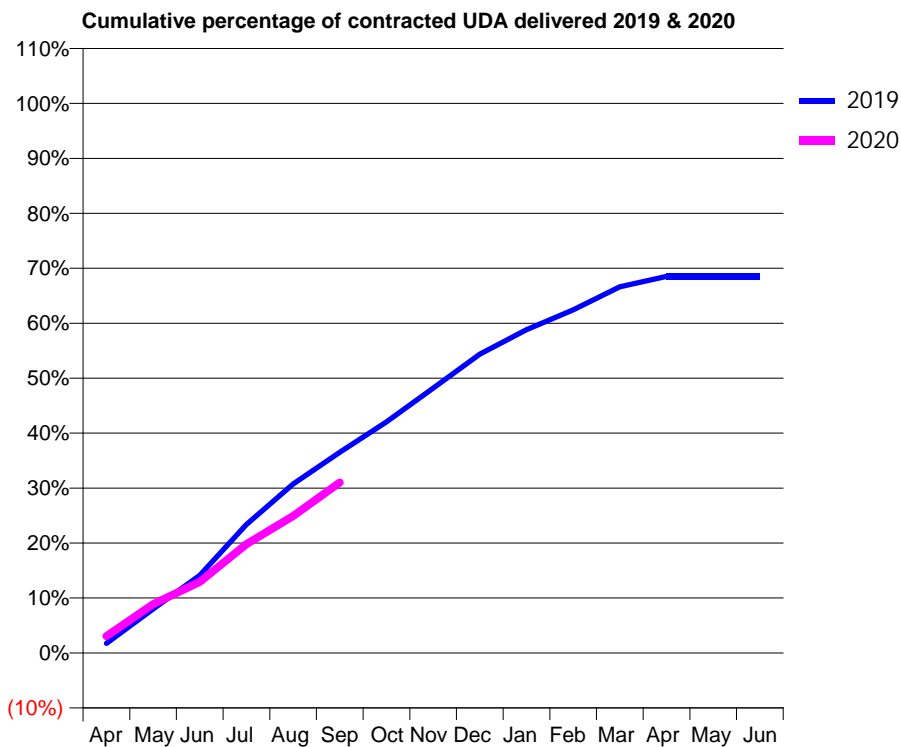
19/20 Contracted general activity (UDA)	47,000
Carry forward general activity (UDA)	0
19/20 Contracted orthodontic activity (UOA)	0
Carry forward orthodontic activity (UOA)	0
Baseline contract value	£1,222,538.68

ACCESS*

Patients seen in 24 months	Total	Change since previous quarter
Quarter ending September 2018	13,339	
Quarter ending December 2018	13,960	↑
Quarter ending March 2019	13,970	→
Quarter ending June 2019	13,258	↓
Quarter ending September 2019	12,768	↓
Variance since September 2018	(4.3%)	↓



ACTIVITY



Month	Adjusted Scheduled Activity (UDA)	
	2019	2020
April	820	1,444
May	3,759	4,175
June	6,632	6,070
July	10,992	9,306
August	14,456	11,718
September	17,165	14,583
October	19,761	
November	22,662	
December	25,553	
January	27,644	
February	29,342	
March	31,311	
April	32,202	
May	32,204	
June	32,204	

QUALITY

	Quantity	Base Number	Contract	AT	Region	England
% of FP17s for the same patient ID Re-attending within 3 months - Children	124	2,188	5.7%	9.5%	11.3%	11.5%
% of FP17s for the same patient ID Re-attending within 3 months - Adults	836	6,194	13.5%	13.8%	14.7%	15.4%
% of FP17s for the same patient ID Re-attending between 3 & 9 months - Children	1,151	2,188	52.6%	62.3%	60.8%	59.7%
% of FP17s for the same patient ID Re-attending between 3 & 9 months - Adults	2,699	6,194	43.6%	53.1%	52.8%	51.7%
% of FP17s for Band 1 Urgent Courses	932	7,881	11.8%	8.3%	8.2%	9.2%
% of FP17s Relating to Free Repair or Replacements	109	7,881	1.4%	0.7%	0.7%	0.7%
% of FP17s Relating to Continuations	99	7,881	1.3%	0.8%	0.8%	0.8%
% of Patients satisfied with the dentistry they have received	6	7	N/A	91.5%	93.2%	93.5%
% of Patients satisfied with the time they had to wait for an appointment	4	7	N/A	86.4%	88.5%	87.4%

* This is based on patients treated on this contract for their most recent course of treatment.

Figures in italics indicate the base number of FP17s or Patient Questionnaire responses are less than 100. N/A is shown where the base number of responses is less than 10 during the period. % is calculated as Quantity/Base number*100

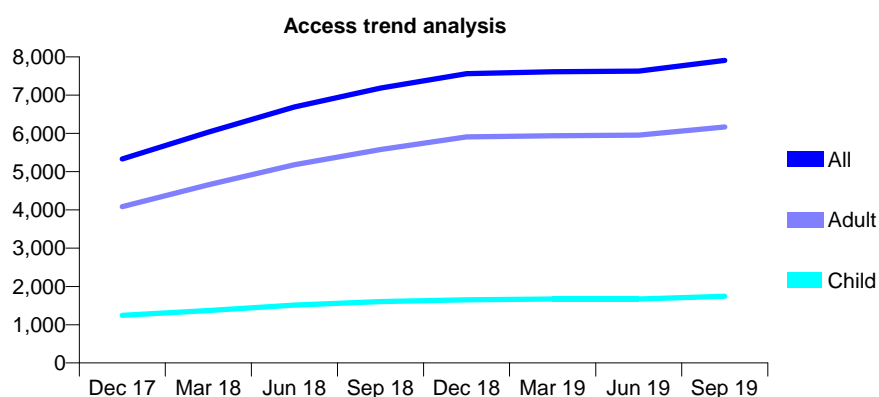
Q59 - Vital Signs At a Glance Contract Report for 100353/0000 - September 2019

Name or company name	Ishak Practices Limited
Contract type name	GDS Contract
Purpose of contract	General
Contract start date	01/04/2017
Contract end date	

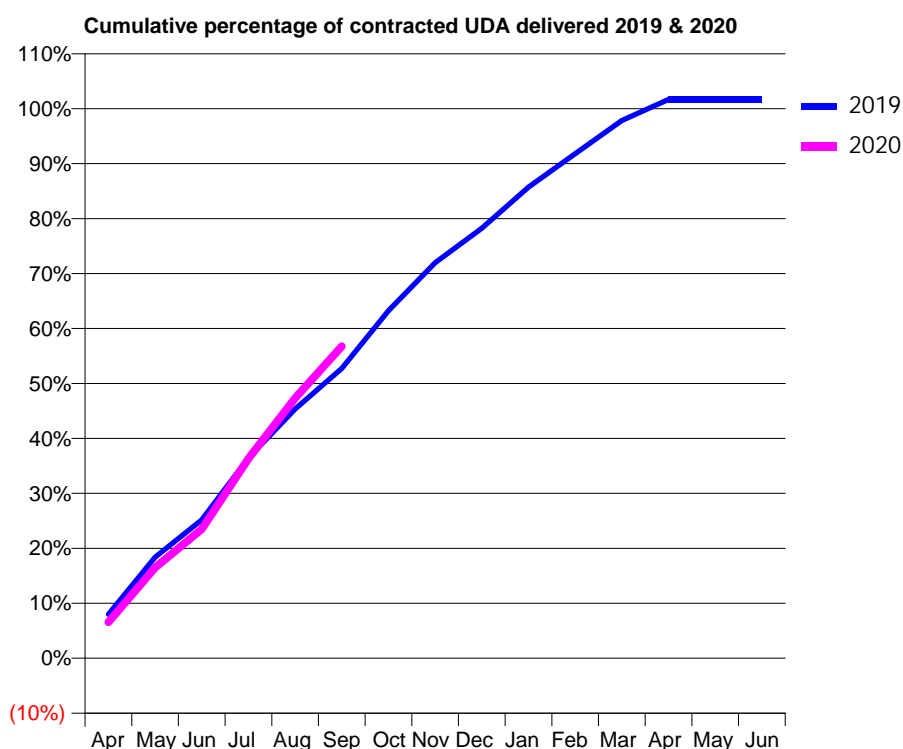
19/20 Contracted general activity (UDA)	20,700
Carry forward general activity (UDA)	0
19/20 Contracted orthodontic activity (UOA)	0
Carry forward orthodontic activity (UOA)	0
Baseline contract value	£557,077.94

ACCESS*

Patients seen in 24 months	Total	Change since previous quarter
Quarter ending September 2018	7,184	
Quarter ending December 2018	7,559	↑
Quarter ending March 2019	7,610	→
Quarter ending June 2019	7,630	→
Quarter ending September 2019	7,908	↑
Variance since September 2018	10.1%	↑



ACTIVITY



Month	2019	2020
April	1,856	1,358
May	4,271	3,415
June	5,842	4,867
July	8,460	7,522
August	10,523	9,799
September	12,228	11,745
October	14,675	
November	16,698	
December	18,151	
January	19,890	
February	21,302	
March	22,699	
April	23,587	
May	23,588	
June	23,585	

QUALITY

	Quantity	Base Number	Contract	AT	Region	England
% of FP17s for the same patient ID Re-attending within 3 months - Children	399	2,134	18.7%	9.5%	11.3%	11.5%
% of FP17s for the same patient ID Re-attending within 3 months - Adults	425	5,086	8.4%	13.8%	14.7%	15.4%
% of FP17s for the same patient ID Re-attending between 3 & 9 months - Children	1,266	2,134	59.3%	62.3%	60.8%	59.7%
% of FP17s for the same patient ID Re-attending between 3 & 9 months - Adults	3,008	5,086	59.1%	53.1%	52.8%	51.7%
% of FP17s for Band 1 Urgent Courses	585	6,649	8.8%	8.3%	8.2%	9.2%
% of FP17s Relating to Free Repair or Replacements	2	6,649	0.0%	0.7%	0.7%	0.7%
% of FP17s Relating to Continuations	10	6,649	0.2%	0.8%	0.8%	0.8%
% of Patients satisfied with the dentistry they have received	1	1	N/A	91.5%	93.2%	93.5%
% of Patients satisfied with the time they had to wait for an appointment	1	1	N/A	86.4%	88.5%	87.4%

* This is based on patients treated on this contract for their most recent course of treatment. Figures in italics indicate the base number of FP17s or Patient Questionnaire responses are less than 100. N/A is shown where the base number of responses is less than 10 during the period. % is calculated as Quantity/Base number*100

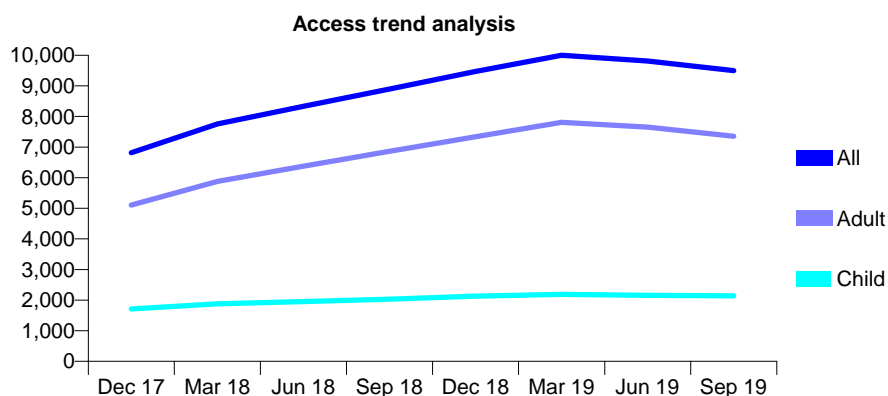
Q59 - Vital Signs At a Glance Contract Report for 100354/0000 - September 2019

Name or company name	Ishak Practices Limited
Contract type name	GDS Contract
Purpose of contract	General
Contract start date	01/04/2017
Contract end date	

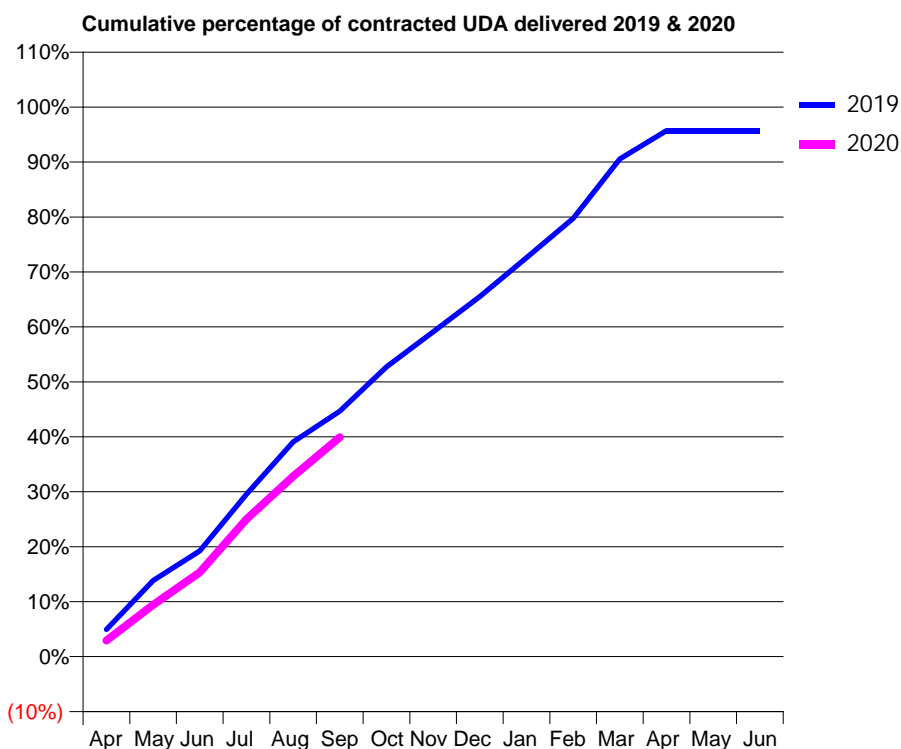
19/20 Contracted general activity (UDA)	25,500
Carry forward general activity (UDA)	0
19/20 Contracted orthodontic activity (UOA)	0
Carry forward orthodontic activity (UOA)	0
Baseline contract value	£687,839.09

ACCESS*

Patients seen in 24 months	Total	Change since previous quarter
Quarter ending September 2018	8,896	
Quarter ending December 2018	9,472	↑
Quarter ending March 2019	9,998	↑
Quarter ending June 2019	9,809	↓
Quarter ending September 2019	9,496	↓
Variance since September 2018	6.7%	↑



ACTIVITY



Month	Adjusted Scheduled Activity (UDA)	
	2019	2020
April	1,260	747
May	3,533	2,402
June	4,906	3,916
July	7,532	6,378
August	9,961	8,361
September	11,387	10,178
October	13,446	
November	15,074	
December	16,703	
January	18,511	
February	20,336	
March	23,090	
April	24,403	
May	24,406	
June	24,406	

QUALITY

	Quantity	Base Number	Contract	AT	Region	England
% of FP17s for the same patient ID Re-attending within 3 months - Children	139	1,666	8.3%	9.5%	11.3%	11.5%
% of FP17s for the same patient ID Re-attending within 3 months - Adults	459	4,724	9.7%	13.8%	14.7%	15.4%
% of FP17s for the same patient ID Re-attending between 3 & 9 months - Children	1,037	1,666	62.2%	62.3%	60.8%	59.7%
% of FP17s for the same patient ID Re-attending between 3 & 9 months - Adults	2,519	4,724	53.3%	53.1%	52.8%	51.7%
% of FP17s for Band 1 Urgent Courses	773	5,733	13.5%	8.3%	8.2%	9.2%
% of FP17s Relating to Free Repair or Replacements	3	5,733	0.1%	0.7%	0.7%	0.7%
% of FP17s Relating to Continuations	46	5,733	0.8%	0.8%	0.8%	0.8%
% of Patients satisfied with the dentistry they have received	4	5	N/A	91.5%	93.2%	93.5%
% of Patients satisfied with the time they had to wait for an appointment	4	5	N/A	86.4%	88.5%	87.4%

* This is based on patients treated on this contract for their most recent course of treatment. Figures in italics indicate the base number of FP17s or Patient Questionnaire responses are less than 100. N/A is shown where the base number of responses is less than 10 during the period. % is calculated as Quantity/Base number*100

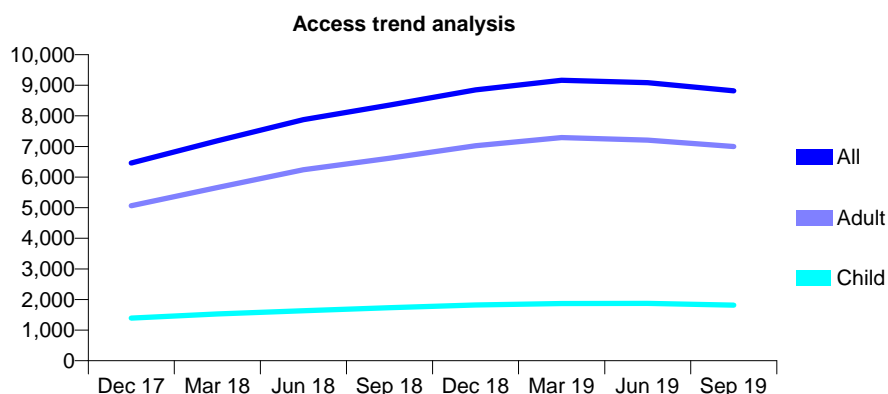
Q59 - Vital Signs At a Glance Contract Report for 100355/0000 - September 2019

Name or company name	Ishak Practices Limited
Contract type name	GDS Contract
Purpose of contract	General
Contract start date	01/04/2017
Contract end date	

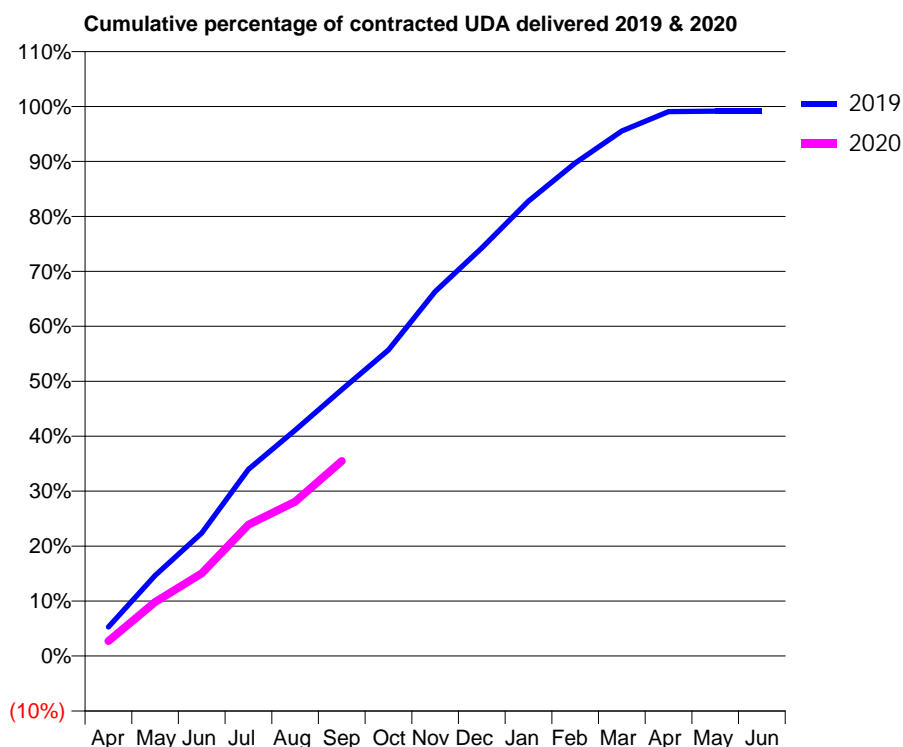
19/20 Contracted general activity (UDA)	27,308
Carry forward general activity (UDA)	0
19/20 Contracted orthodontic activity (UOA)	0
Carry forward orthodontic activity (UOA)	0
Baseline contract value	£734,912.28

ACCESS*

Patients seen in 24 months	Total	Change since previous quarter
Quarter ending September 2018	8,351	
Quarter ending December 2018	8,848	↑
Quarter ending March 2019	9,163	↑
Quarter ending June 2019	9,083	→
Quarter ending September 2019	8,819	↓
Variance since September 2018	5.6%	↑



ACTIVITY



Month	Adjusted Scheduled Activity (UDA)	
	2019	2020
April	1,445	746
May	4,007	2,690
June	6,113	4,106
July	9,283	6,525
August	11,227	7,672
September	13,237	9,694
October	15,214	
November	18,115	
December	20,276	
January	22,609	
February	24,497	
March	26,085	
April	27,047	
May	27,073	
June	27,075	

QUALITY

	Quantity	Base Number	Contract	AT	Region	England
% of FP17s for the same patient ID Re-attending within 3 months - Children	112	1,269	8.8%	9.5%	11.3%	11.5%
% of FP17s for the same patient ID Re-attending within 3 months - Adults	553	4,236	13.1%	13.8%	14.7%	15.4%
% of FP17s for the same patient ID Re-attending between 3 & 9 months - Children	746	1,269	58.8%	62.3%	60.8%	59.7%
% of FP17s for the same patient ID Re-attending between 3 & 9 months - Adults	2,607	4,236	61.5%	53.1%	52.8%	51.7%
% of FP17s for Band 1 Urgent Courses	775	5,012	15.5%	8.3%	8.2%	9.2%
% of FP17s Relating to Free Repair or Replacements	25	5,012	0.5%	0.7%	0.7%	0.7%
% of FP17s Relating to Continuations	21	5,012	0.4%	0.8%	0.8%	0.8%
% of Patients satisfied with the dentistry they have received	4	4	N/A	91.5%	93.2%	93.5%
% of Patients satisfied with the time they had to wait for an appointment	4	4	N/A	86.4%	88.5%	87.4%

* This is based on patients treated on this contract for their most recent course of treatment. Figures in italics indicate the base number of FP17s or Patient Questionnaire responses are less than 100. N/A is shown where the base number of responses is less than 10 during the period. % is calculated as Quantity/Base number*100

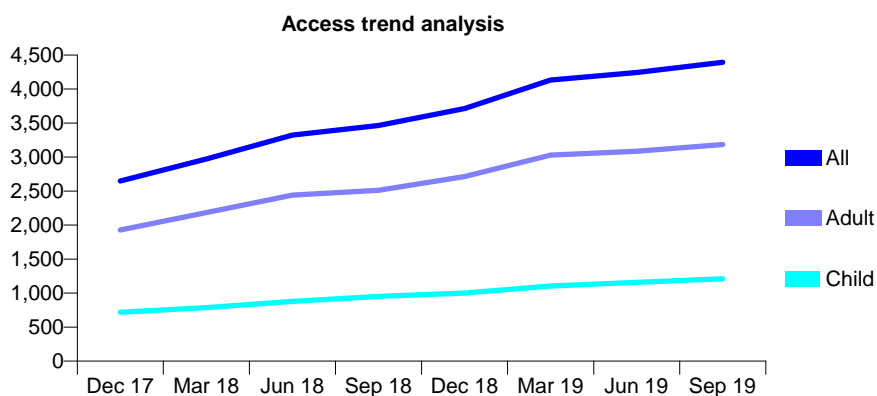
Q59 - Vital Signs At a Glance Contract Report for 100356/0000 - September 2019

Name or company name	Ishak Practices Limited
Contract type name	GDS Contract
Purpose of contract	General
Contract start date	01/04/2017
Contract end date	

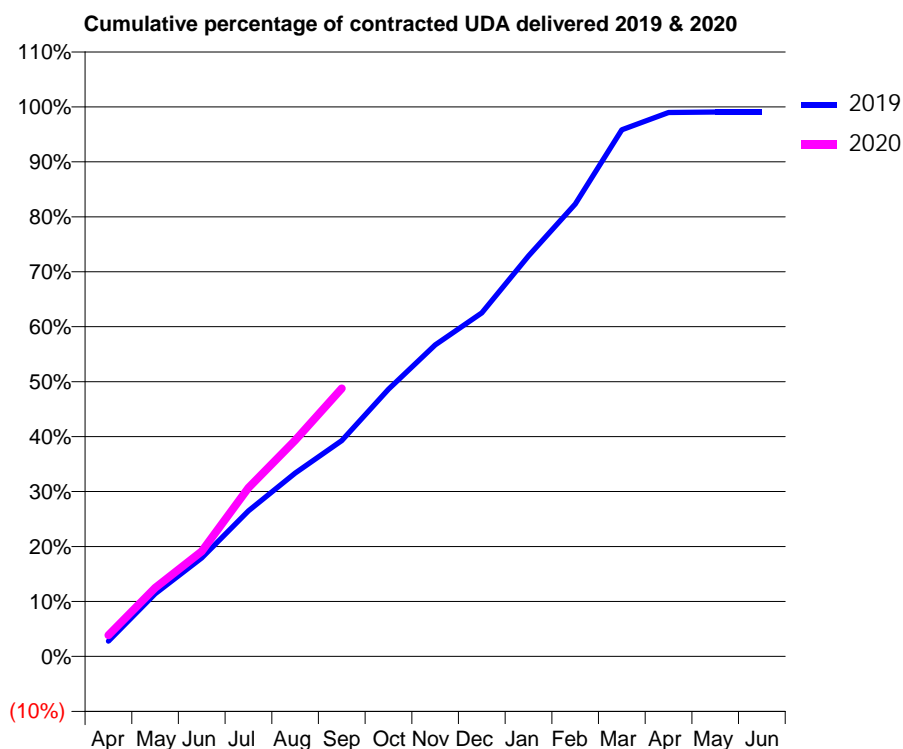
19/20 Contracted general activity (UDA)	10,000
Carry forward general activity (UDA)	0
19/20 Contracted orthodontic activity (UOA)	0
Carry forward orthodontic activity (UOA)	0
Baseline contract value	£246,865.64

ACCESS*

Patients seen in 24 months	Total	Change since previous quarter
Quarter ending September 2018	3,463	
Quarter ending December 2018	3,715	↑
Quarter ending March 2019	4,132	↑
Quarter ending June 2019	4,245	↑
Quarter ending September 2019	4,395	↑
Variance since September 2018	26.9%	↑



ACTIVITY



Month	Adjusted Scheduled Activity (UDA)	
	2019	2020
April	279	387
May	1,143	1,248
June	1,791	1,913
July	2,648	3,069
August	3,335	3,933
September	3,926	4,877
October	4,862	
November	5,667	
December	6,253	
January	7,289	
February	8,232	
March	9,583	
April	9,897	
May	9,907	
June	9,907	

QUALITY

	Quantity	Base Number	Contract	AT	Region	England
% of FP17s for the same patient ID Re-attending within 3 months - Children	59	968	6.1%	9.5%	11.3%	11.5%
% of FP17s for the same patient ID Re-attending within 3 months - Adults	134	1,866	7.2%	13.8%	14.7%	15.4%
% of FP17s for the same patient ID Re-attending between 3 & 9 months - Children	620	968	64.0%	62.3%	60.8%	59.7%
% of FP17s for the same patient ID Re-attending between 3 & 9 months - Adults	837	1,866	44.9%	53.1%	52.8%	51.7%
% of FP17s for Band 1 Urgent Courses	163	2,680	6.1%	8.3%	8.2%	9.2%
% of FP17s Relating to Free Repair or Replacements	21	2,680	0.8%	0.7%	0.7%	0.7%
% of FP17s Relating to Continuations	19	2,680	0.7%	0.8%	0.8%	0.8%
% of Patients satisfied with the dentistry they have received	1	1	N/A	91.5%	93.2%	93.5%
% of Patients satisfied with the time they had to wait for an appointment	1	1	N/A	86.4%	88.5%	87.4%

* This is based on patients treated on this contract for their most recent course of treatment. Figures in italics indicate the base number of FP17s or Patient Questionnaire responses are less than 100. N/A is shown where the base number of responses is less than 10 during the period. % is calculated as Quantity/Base number*100

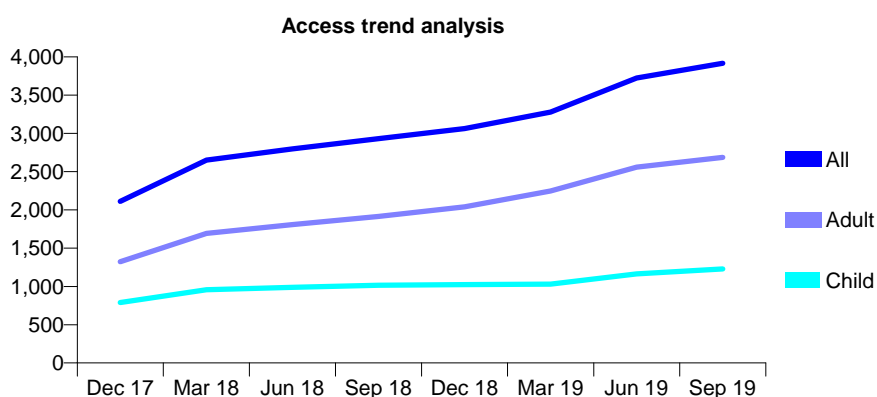
Q59 - Vital Signs At a Glance Contract Report for 100466/0000 - September 2019

Name or company name	Genix Healthcare Leicester Ltd
Contract type name	GDS Contract
Purpose of contract	General
Contract start date	01/07/2017
Contract end date	

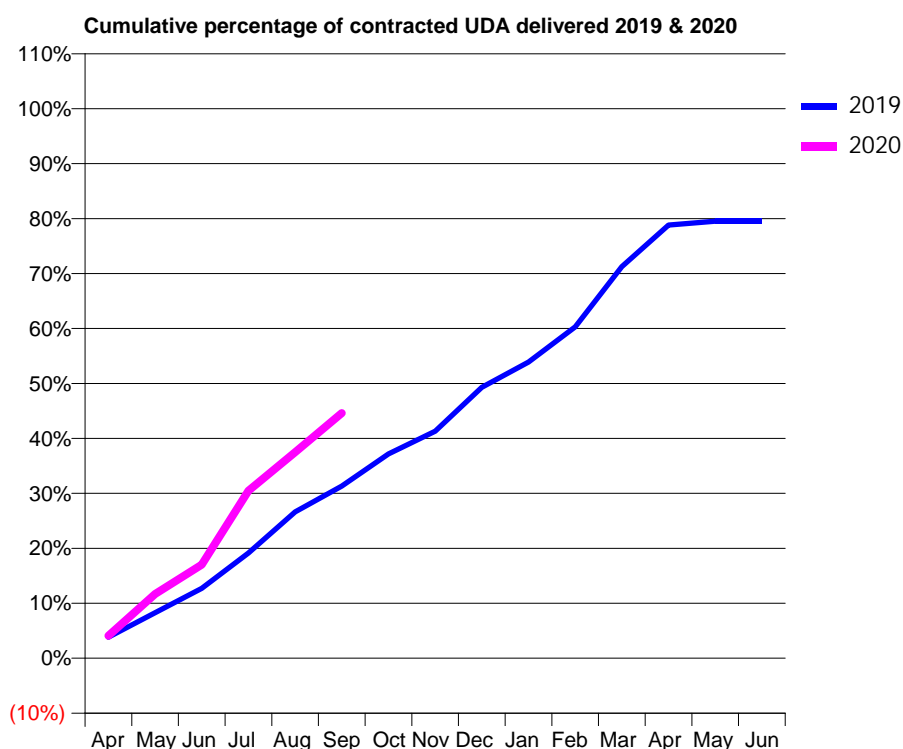
19/20 Contracted general activity (UDA)	13,558
Carry forward general activity (UDA)	0
19/20 Contracted orthodontic activity (UOA)	0
Carry forward orthodontic activity (UOA)	0
Baseline contract value	£343,814.71

ACCESS*

Patients seen in 24 months	Total	Change since previous quarter
Quarter ending September 2018	2,930	
Quarter ending December 2018	3,064	↑
Quarter ending March 2019	3,279	↑
Quarter ending June 2019	3,724	↑
Quarter ending September 2019	3,916	↑
Variance since September 2018	33.7%	↑



ACTIVITY



Month	2019	2020
April	517	556
May	1,123	1,584
June	1,725	2,309
July	2,597	4,135
August	3,610	5,084
September	4,246	6,048
October	5,043	
November	5,602	
December	6,685	
January	7,305	
February	8,175	
March	9,660	
April	10,687	
May	10,780	
June	10,780	

QUALITY

	Quantity	Base Number	Contract	AT	Region	England
% of FP17s for the same patient ID Re-attending within 3 months - Children	39	973	4.0%	9.5%	11.3%	11.5%
% of FP17s for the same patient ID Re-attending within 3 months - Adults	103	1,786	5.8%	13.8%	14.7%	15.4%
% of FP17s for the same patient ID Re-attending between 3 & 9 months - Children	524	973	53.9%	62.3%	60.8%	59.7%
% of FP17s for the same patient ID Re-attending between 3 & 9 months - Adults	781	1,786	43.7%	53.1%	52.8%	51.7%
% of FP17s for Band 1 Urgent Courses	108	2,362	4.6%	8.3%	8.2%	9.2%
% of FP17s Relating to Free Repair or Replacements	1	2,362	0.0%	0.7%	0.7%	0.7%
% of FP17s Relating to Continuations	1	2,362	0.0%	0.8%	0.8%	0.8%
% of Patients satisfied with the dentistry they have received	0	1	N/A	91.5%	93.2%	93.5%
% of Patients satisfied with the time they had to wait for an appointment	0	1	N/A	86.4%	88.5%	87.4%

* This is based on patients treated on this contract for their most recent course of treatment.

Figures in italics indicate the base number of FP17s or Patient Questionnaire responses are less than 100. N/A is shown where the base number of responses is less than 10 during the period. % is calculated as Quantity/Base number*100

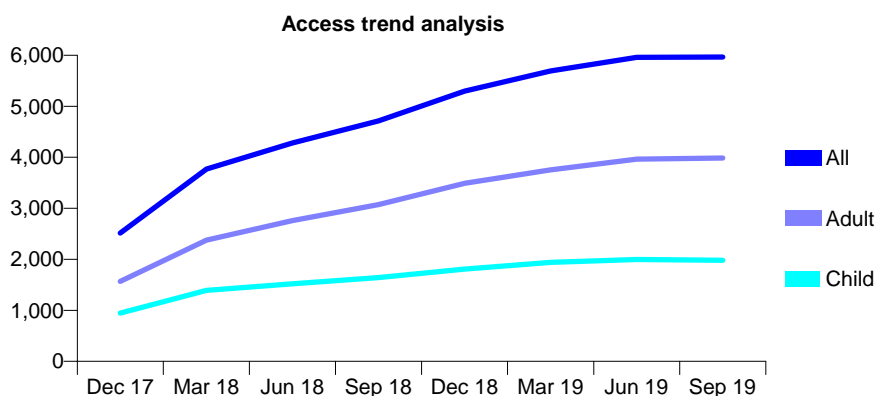
Q59 - Vital Signs At a Glance Contract Report for 100478/0000 - September 2019

Name or company name	Rodericks Dental Limited
Contract type name	GDS Contract
Purpose of contract	General
Contract start date	01/08/2017
Contract end date	

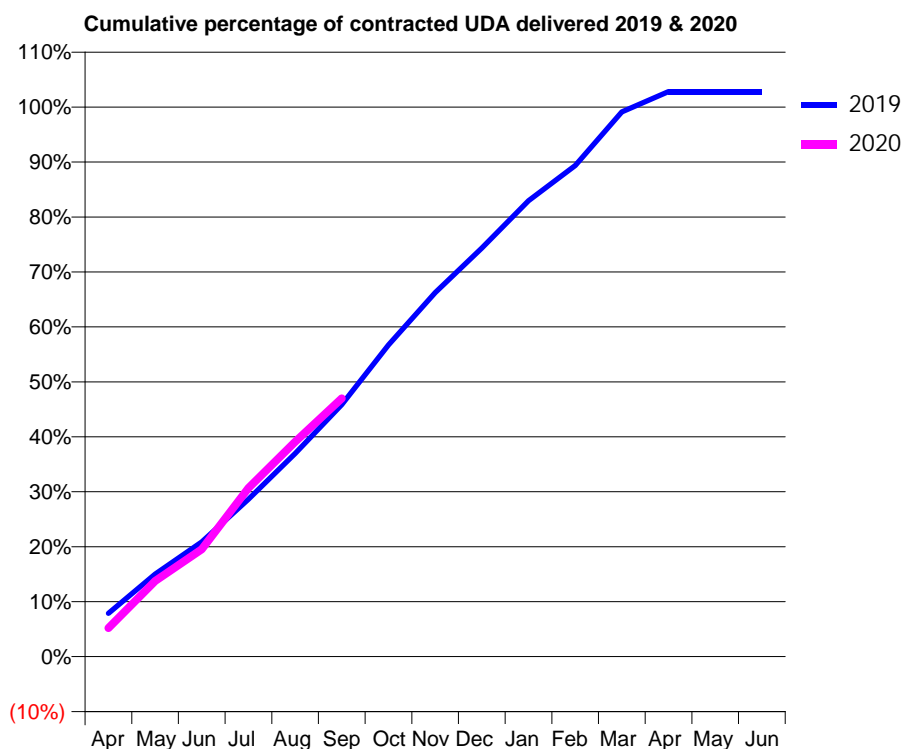
19/20 Contracted general activity (UDA)	13,122
Carry forward general activity (UDA)	0
19/20 Contracted orthodontic activity (UOA)	0
Carry forward orthodontic activity (UOA)	0
Baseline contract value	£350,692.02

ACCESS*

Patients seen in 24 months	Total	Change since previous quarter
Quarter ending September 2018	4,714	
Quarter ending December 2018	5,299	↑
Quarter ending March 2019	5,692	↑
Quarter ending June 2019	5,960	↑
Quarter ending September 2019	5,965	→
Variance since September 2018	26.5%	↑



ACTIVITY



Month	Adjusted Scheduled Activity (UDA)	
	2019	2020
April	1,032	685
May	1,971	1,806
June	2,737	2,561
July	3,760	4,028
August	4,850	5,132
September	6,018	6,168
October	7,444	
November	8,691	
December	9,756	
January	10,886	
February	11,726	
March	13,006	
April	13,492	
May	13,491	
June	13,492	

QUALITY

	Quantity	Base Number	Contract	AT	Region	England
% of FP17s for the same patient ID Re-attending within 3 months - Children	95	1,473	6.4%	9.5%	11.3%	11.5%
% of FP17s for the same patient ID Re-attending within 3 months - Adults	334	2,502	13.3%	13.8%	14.7%	15.4%
% of FP17s for the same patient ID Re-attending between 3 & 9 months - Children	884	1,473	60.0%	62.3%	60.8%	59.7%
% of FP17s for the same patient ID Re-attending between 3 & 9 months - Adults	975	2,502	39.0%	53.1%	52.8%	51.7%
% of FP17s for Band 1 Urgent Courses	339	3,446	9.8%	8.3%	8.2%	9.2%
% of FP17s Relating to Free Repair or Replacements	12	3,446	0.3%	0.7%	0.7%	0.7%
% of FP17s Relating to Continuations	18	3,446	0.5%	0.8%	0.8%	0.8%
% of Patients satisfied with the dentistry they have received	2	2	N/A	91.5%	93.2%	93.5%
% of Patients satisfied with the time they had to wait for an appointment	2	2	N/A	86.4%	88.5%	87.4%

* This is based on patients treated on this contract for their most recent course of treatment. Figures in italics indicate the base number of FP17s or Patient Questionnaire responses are less than 100. N/A is shown where the base number of responses is less than 10 during the period. % is calculated as Quantity/Base number*100

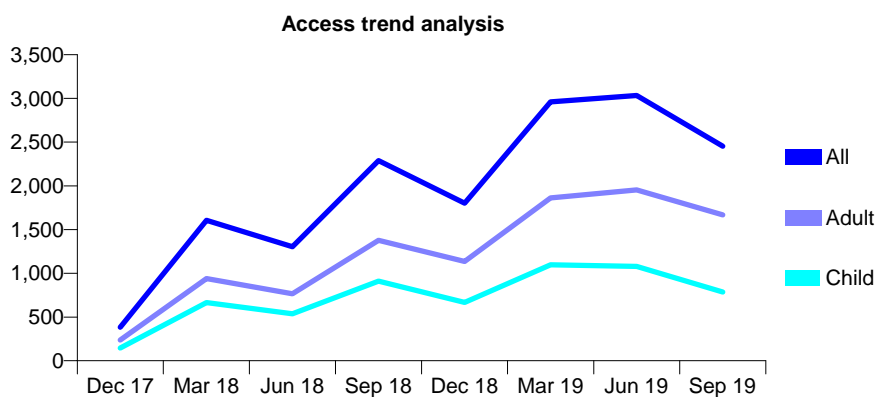
Q59 - Vital Signs At a Glance Contract Report for 100536/0000 - September 2019

Name or company name	The Whitehouse Surgery Ltd
Contract type name	PDS Plus Contract
Purpose of contract	General
Contract start date	01/12/2017
Contract end date	30/11/2024

19/20 Contracted general activity (UDA)	10,000
Carry forward general activity (UDA)	0
19/20 Contracted orthodontic activity (UOA)	0
Carry forward orthodontic activity (UOA)	0
Baseline contract value	£163,832.95

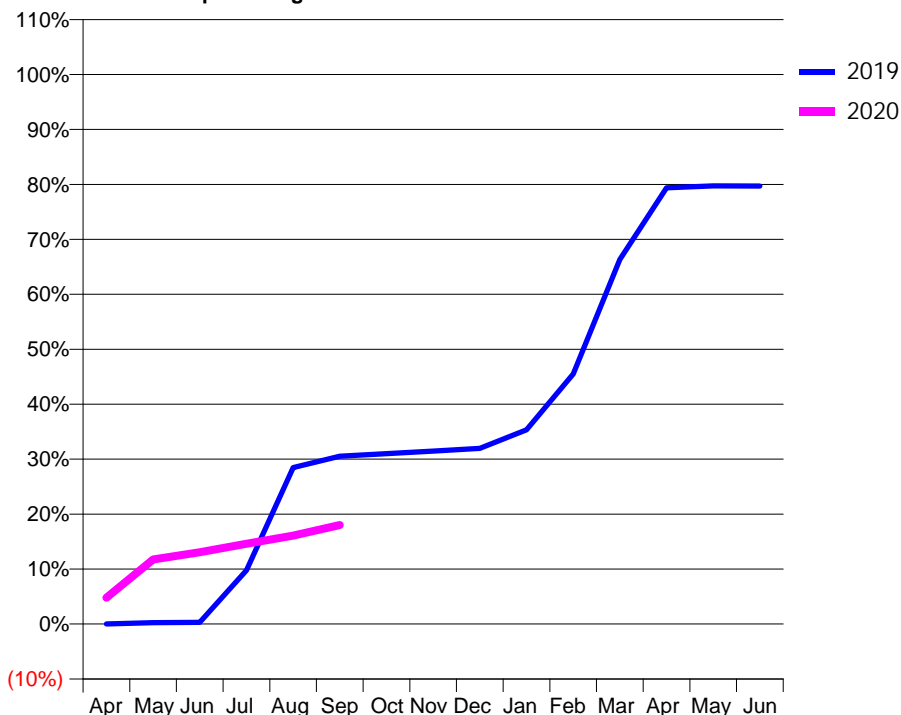
ACCESS*

Patients seen in 24 months	Total	Change since previous quarter
Quarter ending September 2018	2,288	
Quarter ending December 2018	1,802	↓
Quarter ending March 2019	2,959	↑
Quarter ending June 2019	3,032	↑
Quarter ending September 2019	2,453	↓
Variance since September 2018	7.2%	↑



ACTIVITY

Cumulative percentage of contracted UDA delivered 2019 & 2020



Month	Adjusted Scheduled Activity (UDA)	
	2019	2020
April	2	478
May	25	1,175
June	30	1,308
July	977	1,461
August	2,847	1,611
September	3,055	1,801
October	3,101	
November	3,147	
December	3,196	
January	3,534	
February	4,551	
March	6,633	
April	7,937	
May	7,972	
June	7,971	

QUALITY

	Quantity	Base Number	Contract	AT	Region	England
% of FP17s for the same patient ID Re-attending within 3 months - Children	9	381	2.4%	9.5%	11.3%	11.5%
% of FP17s for the same patient ID Re-attending within 3 months - Adults	45	807	5.6%	13.8%	14.7%	15.4%
% of FP17s for the same patient ID Re-attending between 3 & 9 months - Children	34	381	8.9%	62.3%	60.8%	59.7%
% of FP17s for the same patient ID Re-attending between 3 & 9 months - Adults	84	807	10.4%	53.1%	52.8%	51.7%
% of FP17s for Band 1 Urgent Courses	64	692	9.2%	8.3%	8.2%	9.2%
% of FP17s Relating to Free Repair or Replacements	5	692	0.7%	0.7%	0.7%	0.7%
% of FP17s Relating to Continuations	9	692	1.3%	0.8%	0.8%	0.8%
% of Patients satisfied with the dentistry they have received	1	1	N/A	91.5%	93.2%	93.5%
% of Patients satisfied with the time they had to wait for an appointment	1	1	N/A	86.4%	88.5%	87.4%

* This is based on patients treated on this contract for their most recent course of treatment.

Figures in italics indicate the base number of FP17s or Patient Questionnaire responses are less than 100. N/A is shown where the base number of responses is less than 10 during the period. % is calculated as Quantity/Base number*100

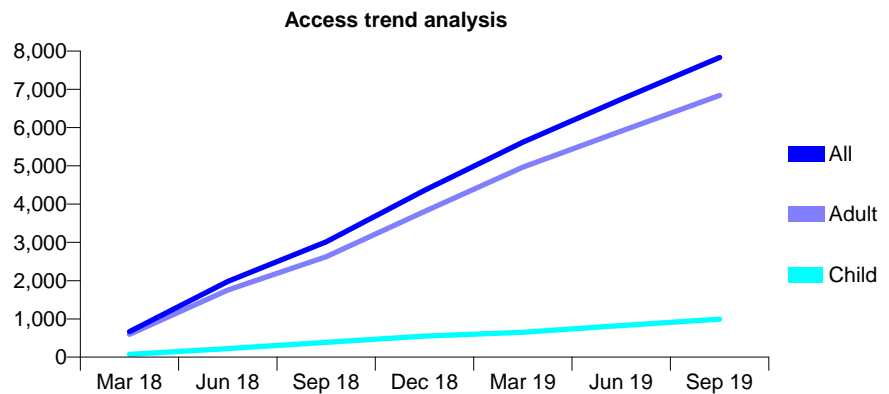
Q59 - Vital Signs At a Glance Contract Report for 100542/0000 - September 2019

Name or company name	JDRM Dental Care Ltd
Contract type name	PDS Plus Contract
Purpose of contract	General
Contract start date	01/12/2017
Contract end date	30/11/2024

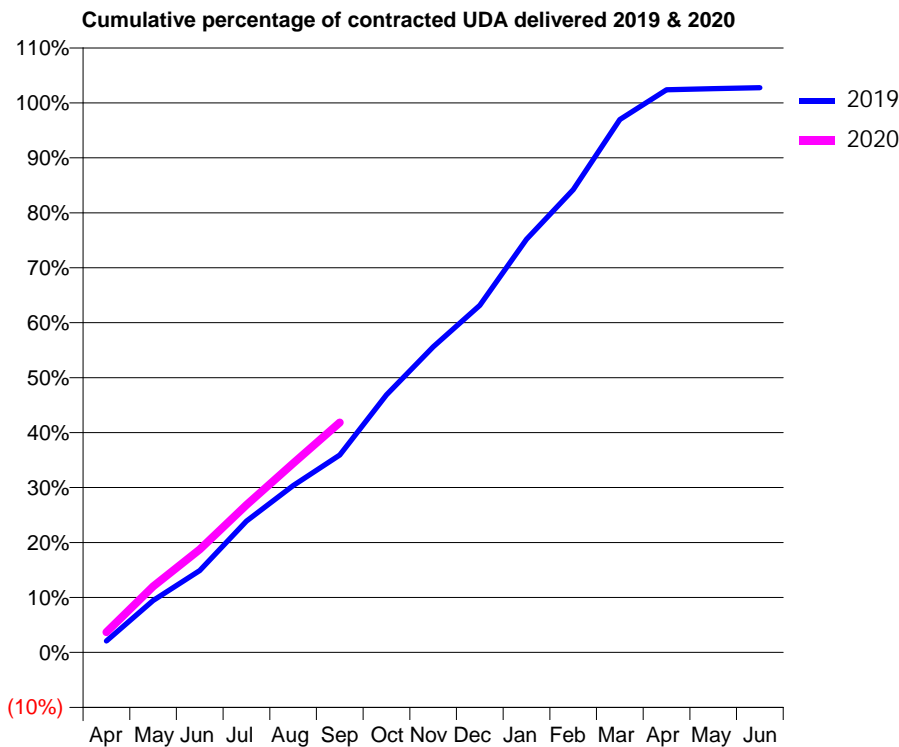
19/20 Contracted general activity (UDA)	21,250
Carry forward general activity (UDA)	0
19/20 Contracted orthodontic activity (UOA)	0
Carry forward orthodontic activity (UOA)	0
Baseline contract value	£418,638.33

ACCESS*

Patients seen in 24 months	Total	Change since previous quarter
Quarter ending September 2018	3,012	
Quarter ending December 2018	4,358	↑
Quarter ending March 2019	5,621	↑
Quarter ending June 2019	6,739	↑
Quarter ending September 2019	7,834	↑
Variance since September 2018	160.1%	↑



ACTIVITY



Month	2019	2020
April	348	782
May	1,560	2,553
June	2,460	3,986
July	3,943	5,707
August	5,013	7,310
September	5,929	8,893
October	7,735	
November	9,177	
December	10,419	
January	12,405	
February	13,896	
March	15,997	
April	16,893	
May	16,928	
June	16,953	

QUALITY

	Quantity	Base Number	Contract	AT	Region	England
% of FP17s for the same patient ID Re-attending within 3 months - Children	117	801	14.6%	9.5%	11.3%	11.5%
% of FP17s for the same patient ID Re-attending within 3 months - Adults	872	4,444	19.6%	13.8%	14.7%	15.4%
% of FP17s for the same patient ID Re-attending between 3 & 9 months - Children	158	801	19.7%	62.3%	60.8%	59.7%
% of FP17s for the same patient ID Re-attending between 3 & 9 months - Adults	715	4,444	16.1%	53.1%	52.8%	51.7%
% of FP17s for Band 1 Urgent Courses	2,770	4,799	57.7%	8.3%	8.2%	9.2%
% of FP17s Relating to Free Repair or Replacements	10	4,799	0.2%	0.7%	0.7%	0.7%
% of FP17s Relating to Continuations	12	4,799	0.3%	0.8%	0.8%	0.8%
% of Patients satisfied with the dentistry they have received	3	3	N/A	91.5%	93.2%	93.5%
% of Patients satisfied with the time they had to wait for an appointment	3	3	N/A	86.4%	88.5%	87.4%

* This is based on patients treated on this contract for their most recent course of treatment. Figures in italics indicate the base number of FP17s or Patient Questionnaire responses are less than 100. N/A is shown where the base number of responses is less than 10 during the period. % is calculated as Quantity/Base number*100

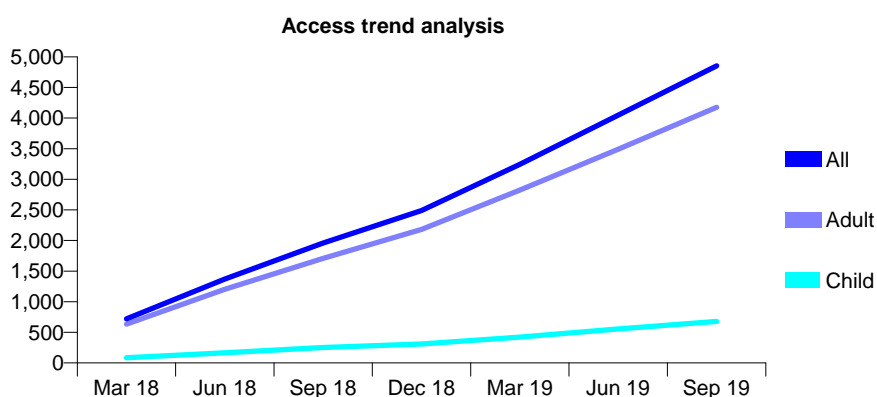
Q59 - Vital Signs At a Glance Contract Report for 100548/0000 - September 2019

Name or company name	JDRM Dental Care Ltd
Contract type name	PDS Plus Contract
Purpose of contract	General
Contract start date	01/12/2017
Contract end date	30/11/2024

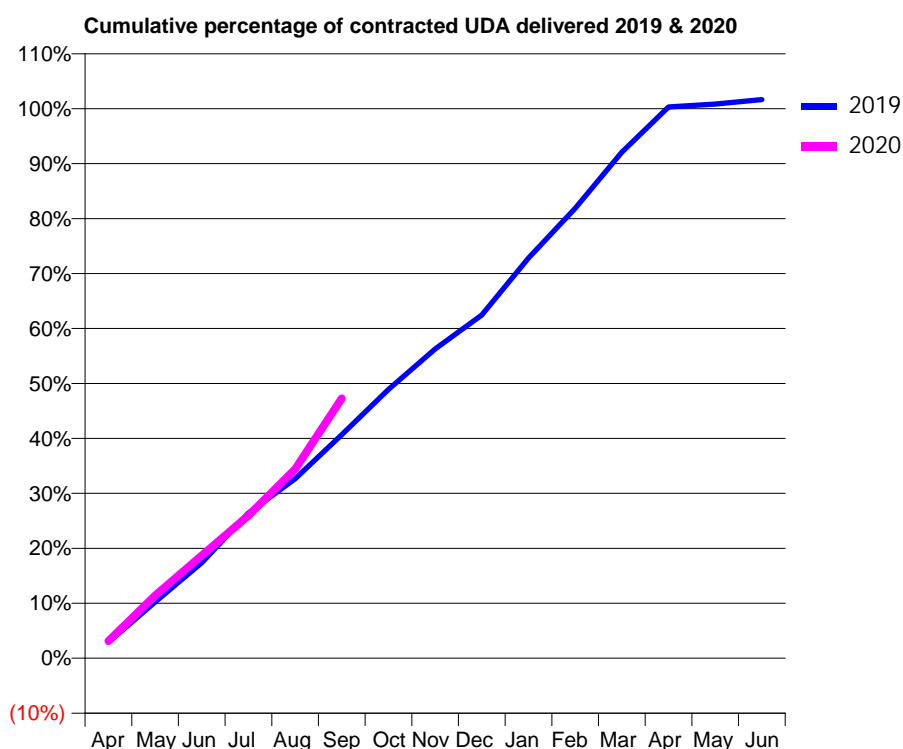
19/20 Contracted general activity (UDA)	15,000
Carry forward general activity (UDA)	0
19/20 Contracted orthodontic activity (UOA)	0
Carry forward orthodontic activity (UOA)	0
Baseline contract value	£295,509.41

ACCESS*

Patients seen in 24 months	Total	Change since previous quarter
Quarter ending September 2018	1,960	
Quarter ending December 2018	2,492	↑
Quarter ending March 2019	3,245	↑
Quarter ending June 2019	4,048	↑
Quarter ending September 2019	4,854	↑
Variance since September 2018	147.7%	↑



ACTIVITY



Month	2019	2020
April	247	471
May	870	1,713
June	1,479	2,802
July	2,246	3,897
August	2,774	5,160
September	3,456	7,093
October	4,158	
November	4,784	
December	5,308	
January	6,189	
February	6,958	
March	7,827	
April	8,526	
May	8,571	
June	8,639	

QUALITY

	Quantity	Base Number	Contract	AT	Region	England
% of FP17s for the same patient ID Re-attending within 3 months - Children	79	619	12.8%	9.5%	11.3%	11.5%
% of FP17s for the same patient ID Re-attending within 3 months - Adults	581	3,143	18.5%	13.8%	14.7%	15.4%
% of FP17s for the same patient ID Re-attending between 3 & 9 months - Children	141	619	22.8%	62.3%	60.8%	59.7%
% of FP17s for the same patient ID Re-attending between 3 & 9 months - Adults	382	3,143	12.2%	53.1%	52.8%	51.7%
% of FP17s for Band 1 Urgent Courses	1,902	3,470	54.8%	8.3%	8.2%	9.2%
% of FP17s Relating to Free Repair or Replacements	5	3,470	0.1%	0.7%	0.7%	0.7%
% of FP17s Relating to Continuations	6	3,470	0.2%	0.8%	0.8%	0.8%
% of Patients satisfied with the dentistry they have received	1	2	N/A	91.5%	93.2%	93.5%
% of Patients satisfied with the time they had to wait for an appointment	2	2	N/A	86.4%	88.5%	87.4%

* This is based on patients treated on this contract for their most recent course of treatment.

Figures in italics indicate the base number of FP17s or Patient Questionnaire responses are less than 100. N/A is shown where the base number of responses is less than 10 during the period. % is calculated as Quantity/Base number*100

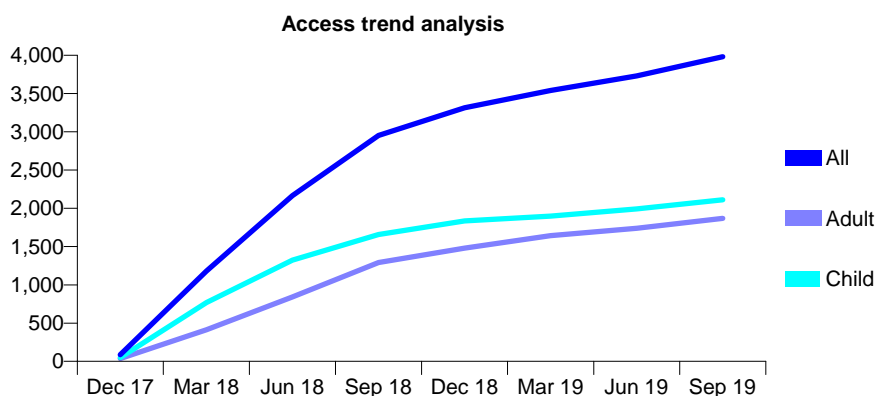
Q59 - Vital Signs At a Glance Contract Report for 100549/0000 - September 2019

Name or company name	Community Dental Services CIC
Contract type name	PDS Contract
Purpose of contract	General
Contract start date	01/12/2017
Contract end date	30/11/2024

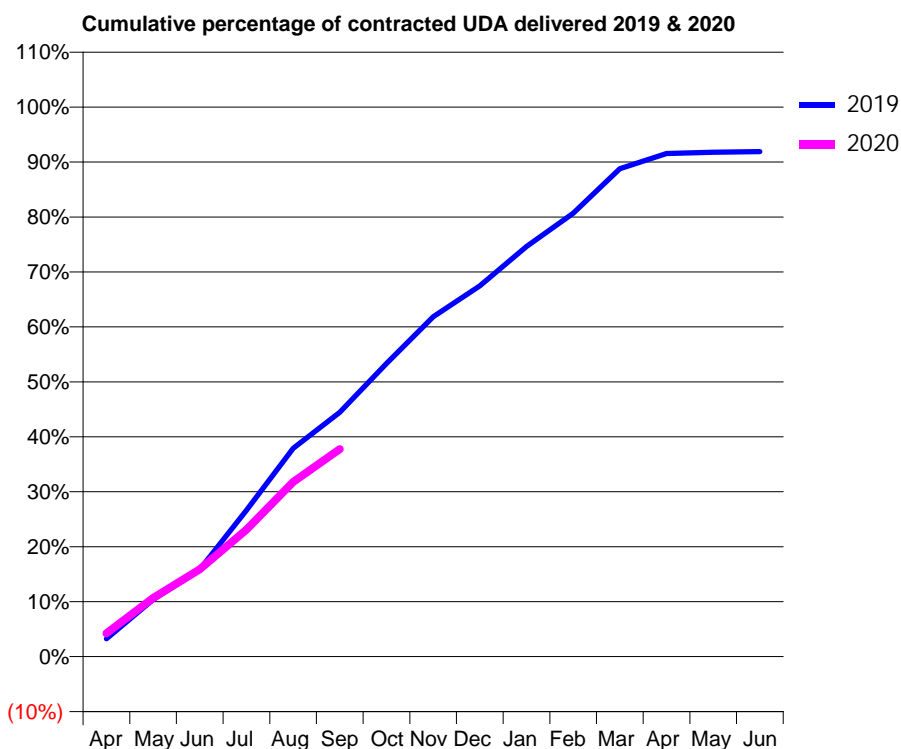
19/20 Contracted general activity (UDA)	10,500
Carry forward general activity (UDA)	0
19/20 Contracted orthodontic activity (UOA)	0
Carry forward orthodontic activity (UOA)	0
Baseline contract value	£2,775,333.26

ACCESS*

Patients seen in 24 months	Total	Change since previous quarter
Quarter ending September 2018	2,951	
Quarter ending December 2018	3,315	↑
Quarter ending March 2019	3,540	↑
Quarter ending June 2019	3,730	↑
Quarter ending September 2019	3,981	↑
Variance since September 2018	34.9%	↑



ACTIVITY



Month	Adjusted Scheduled Activity (UDA)	
	2019	2020
April	341	445
May	1,089	1,123
June	1,664	1,669
July	2,795	2,427
August	3,981	3,336
September	4,669	3,967
October	5,602	
November	6,494	
December	7,086	
January	7,835	
February	8,472	
March	9,321	
April	9,612	
May	9,638	
June	9,647	

QUALITY

	Quantity	Base Number	Contract	AT	Region	England
% of FP17s for the same patient ID Re-attending within 3 months - Children	225	1,708	13.2%	9.5%	11.3%	11.5%
% of FP17s for the same patient ID Re-attending within 3 months - Adults	97	956	10.1%	13.8%	14.7%	15.4%
% of FP17s for the same patient ID Re-attending between 3 & 9 months - Children	355	1,708	20.8%	62.3%	60.8%	59.7%
% of FP17s for the same patient ID Re-attending between 3 & 9 months - Adults	343	956	35.9%	53.1%	52.8%	51.7%
% of FP17s for Band 1 Urgent Courses	121	2,340	5.2%	8.3%	8.2%	9.2%
% of FP17s Relating to Free Repair or Replacements	1	2,340	0.0%	0.7%	0.7%	0.7%
% of FP17s Relating to Continuations	1	2,340	0.0%	0.8%	0.8%	0.8%
% of Patients satisfied with the dentistry they have received	0	0	N/A	91.5%	93.2%	93.5%
% of Patients satisfied with the time they had to wait for an appointment	0	0	N/A	86.4%	88.5%	87.4%

* This is based on patients treated on this contract for their most recent course of treatment. Figures in italics indicate the base number of FP17s or Patient Questionnaire responses are less than 100. N/A is shown where the base number of responses is less than 10 during the period. % is calculated as Quantity/Base number*100

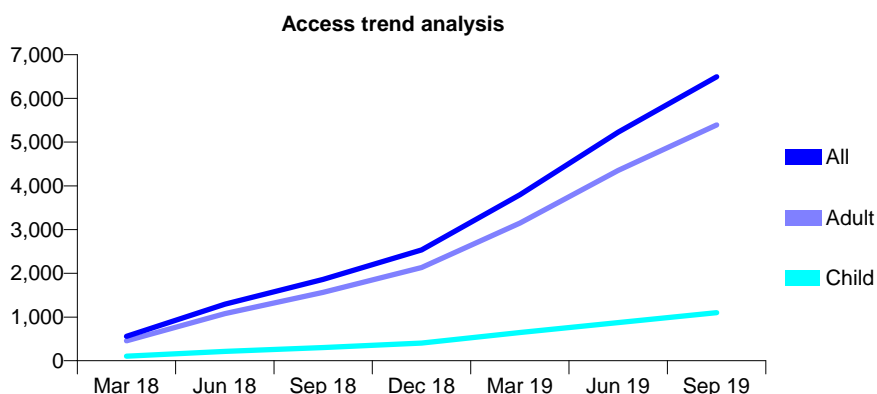
Q59 - Vital Signs At a Glance Contract Report for 100559/0000 - September 2019

Name or company name	JDRM Dental Care Ltd
Contract type name	PDS Plus Contract
Purpose of contract	General
Contract start date	21/12/2017
Contract end date	11/01/2025

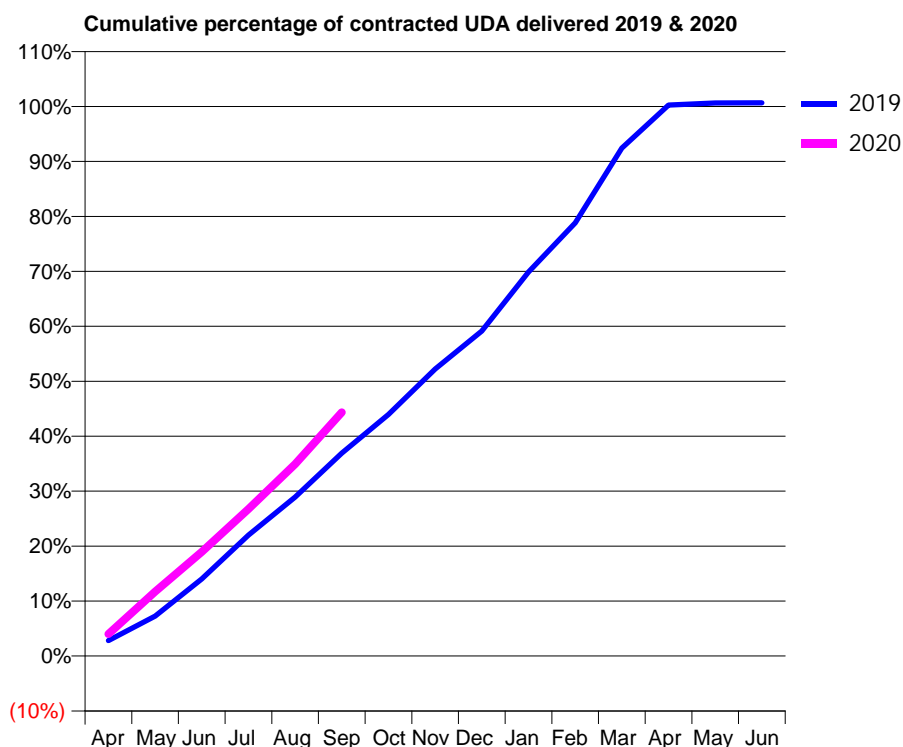
19/20 Contracted general activity (UDA)	21,250
Carry forward general activity (UDA)	0
19/20 Contracted orthodontic activity (UOA)	0
Carry forward orthodontic activity (UOA)	0
Baseline contract value	£418,638.33

ACCESS*

Patients seen in 24 months	Total	Change since previous quarter
Quarter ending September 2018	1,861	
Quarter ending December 2018	2,535	↑
Quarter ending March 2019	3,796	↑
Quarter ending June 2019	5,228	↑
Quarter ending September 2019	6,495	↑
Variance since September 2018	249.0%	↑



ACTIVITY



Month	Adjusted Scheduled Activity (UDA)	
	2019	2020
April	340	851
May	873	2,494
June	1,681	4,024
July	2,641	5,685
August	3,472	7,425
September	4,429	9,423
October	5,276	
November	6,268	
December	7,095	
January	8,385	
February	9,460	
March	11,092	
April	12,032	
May	12,074	
June	12,078	

QUALITY

	Quantity	Base Number	Contract	AT	Region	England
% of FP17s for the same patient ID Re-attending within 3 months - Children	73	899	8.1%	9.5%	11.3%	11.5%
% of FP17s for the same patient ID Re-attending within 3 months - Adults	561	4,259	13.2%	13.8%	14.7%	15.4%
% of FP17s for the same patient ID Re-attending between 3 & 9 months - Children	278	899	30.9%	62.3%	60.8%	59.7%
% of FP17s for the same patient ID Re-attending between 3 & 9 months - Adults	1,114	4,259	26.2%	53.1%	52.8%	51.7%
% of FP17s for Band 1 Urgent Courses	885	4,720	18.8%	8.3%	8.2%	9.2%
% of FP17s Relating to Free Repair or Replacements	29	4,720	0.6%	0.7%	0.7%	0.7%
% of FP17s Relating to Continuations	37	4,720	0.8%	0.8%	0.8%	0.8%
% of Patients satisfied with the dentistry they have received	4	5	N/A	91.5%	93.2%	93.5%
% of Patients satisfied with the time they had to wait for an appointment	5	5	N/A	86.4%	88.5%	87.4%

* This is based on patients treated on this contract for their most recent course of treatment. Figures in italics indicate the base number of FP17s or Patient Questionnaire responses are less than 100. N/A is shown where the base number of responses is less than 10 during the period. % is calculated as Quantity/Base number*100

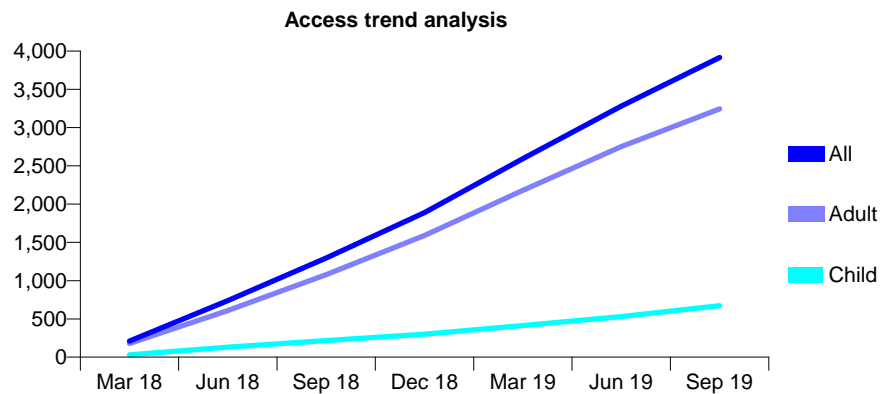
Q59 - Vital Signs At a Glance Contract Report for 100570/0000 - September 2019

Name or company name	JDRM Dental Care Ltd
Contract type name	PDS Plus Contract
Purpose of contract	General
Contract start date	12/01/2018
Contract end date	11/01/2025

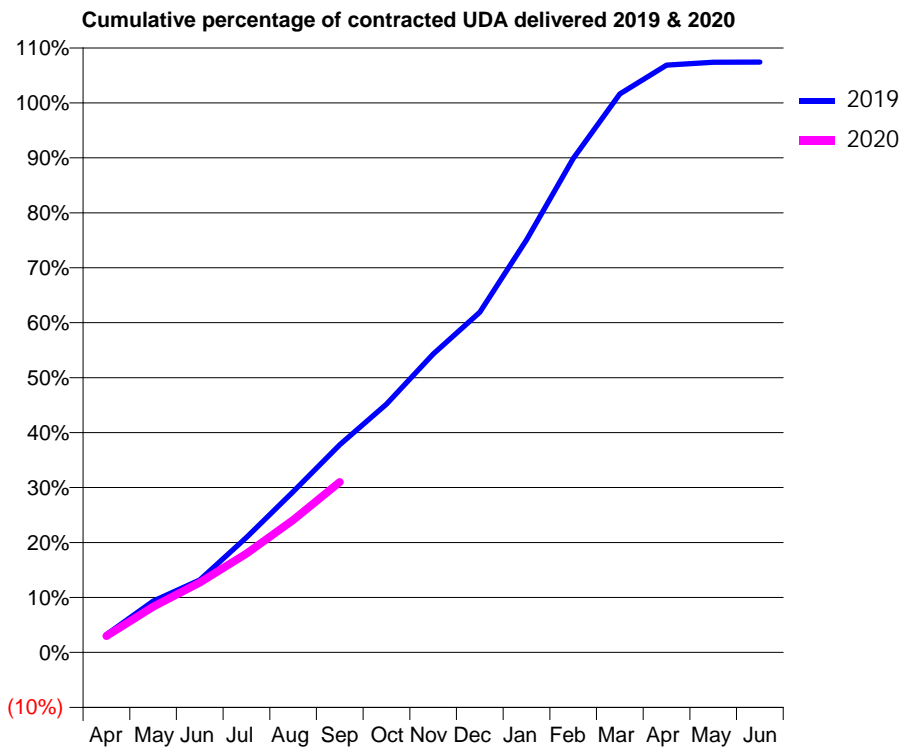
19/20 Contracted general activity (UDA)	15,000
Carry forward general activity (UDA)	0
19/20 Contracted orthodontic activity (UOA)	0
Carry forward orthodontic activity (UOA)	0
Baseline contract value	£295,509.41

ACCESS*

Patients seen in 24 months	Total	Change since previous quarter
Quarter ending September 2018	1,295	
Quarter ending December 2018	1,891	↑
Quarter ending March 2019	2,594	↑
Quarter ending June 2019	3,281	↑
Quarter ending September 2019	3,917	↑
Variance since September 2018	202.5%	↑



ACTIVITY



Month	2019	2020
April	178	451
May	514	1,247
June	725	1,905
July	1,151	2,699
August	1,608	3,617
September	2,079	4,650
October	2,485	
November	2,986	
December	3,404	
January	4,128	
February	4,944	
March	5,590	
April	5,877	
May	5,906	
June	5,907	

QUALITY

	Quantity	Base Number	Contract	AT	Region	England
% of FP17s for the same patient ID Re-attending within 3 months - Children	32	508	6.3%	9.5%	11.3%	11.5%
% of FP17s for the same patient ID Re-attending within 3 months - Adults	329	2,469	13.3%	13.8%	14.7%	15.4%
% of FP17s for the same patient ID Re-attending between 3 & 9 months - Children	136	508	26.8%	62.3%	60.8%	59.7%
% of FP17s for the same patient ID Re-attending between 3 & 9 months - Adults	746	2,469	30.2%	53.1%	52.8%	51.7%
% of FP17s for Band 1 Urgent Courses	691	2,779	24.9%	8.3%	8.2%	9.2%
% of FP17s Relating to Free Repair or Replacements	13	2,779	0.5%	0.7%	0.7%	0.7%
% of FP17s Relating to Continuations	3	2,779	0.1%	0.8%	0.8%	0.8%
% of Patients satisfied with the dentistry they have received	4	5	N/A	91.5%	93.2%	93.5%
% of Patients satisfied with the time they had to wait for an appointment	3	5	N/A	86.4%	88.5%	87.4%

* This is based on patients treated on this contract for their most recent course of treatment. Figures in italics indicate the base number of FP17s or Patient Questionnaire responses are less than 100. N/A is shown where the base number of responses is less than 10 during the period. % is calculated as Quantity/Base number*100

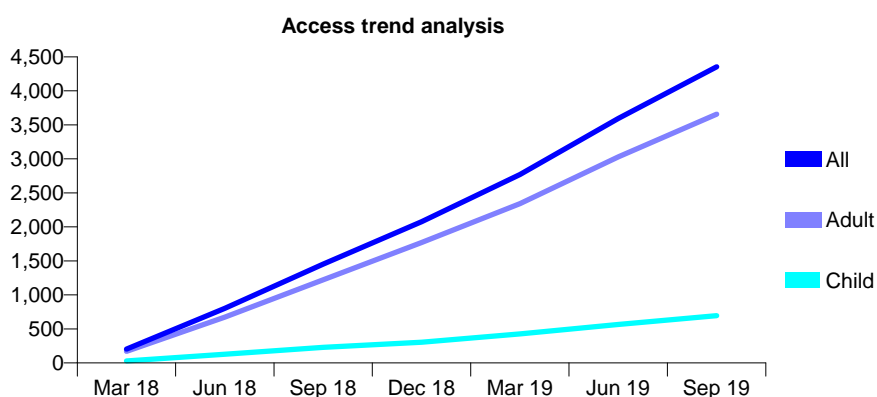
Q59 - Vital Signs At a Glance Contract Report for 100579/0000 - September 2019

Name or company name	JDRM Dental Care Ltd
Contract type name	PDS Plus Contract
Purpose of contract	General
Contract start date	01/02/2018
Contract end date	31/01/2025

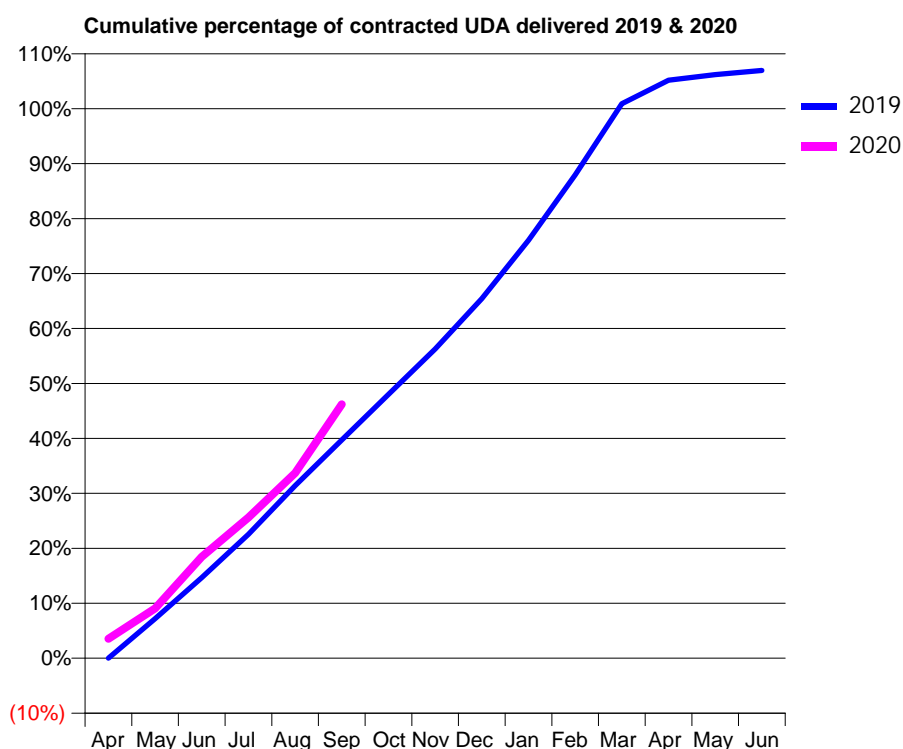
19/20 Contracted general activity (UDA)	15,000
Carry forward general activity (UDA)	0
19/20 Contracted orthodontic activity (UOA)	0
Carry forward orthodontic activity (UOA)	0
Baseline contract value	£295,509.41

ACCESS*

Patients seen in 24 months	Total	Change since previous quarter
Quarter ending September 2018	1,452	
Quarter ending December 2018	2,076	↑
Quarter ending March 2019	2,769	↑
Quarter ending June 2019	3,594	↑
Quarter ending September 2019	4,353	↑
Variance since September 2018	199.8%	↑



ACTIVITY



Month	Adjusted Scheduled Activity (UDA)	
	2019	2020
April	0	529
May	649	1,363
June	1,321	2,768
July	2,031	3,842
August	2,827	5,058
September	3,575	6,932
October	4,321	
November	5,066	
December	5,890	
January	6,845	
February	7,917	
March	9,079	
April	9,467	
May	9,558	
June	9,626	

QUALITY

	Quantity	Base Number	Contract	AT	Region	England
% of FP17s for the same patient ID Re-attending within 3 months - Children	59	592	10.0%	9.5%	11.3%	11.5%
% of FP17s for the same patient ID Re-attending within 3 months - Adults	556	3,088	18.0%	13.8%	14.7%	15.4%
% of FP17s for the same patient ID Re-attending between 3 & 9 months - Children	129	592	21.8%	62.3%	60.8%	59.7%
% of FP17s for the same patient ID Re-attending between 3 & 9 months - Adults	546	3,088	17.7%	53.1%	52.8%	51.7%
% of FP17s for Band 1 Urgent Courses	1,548	3,390	45.7%	8.3%	8.2%	9.2%
% of FP17s Relating to Free Repair or Replacements	19	3,390	0.6%	0.7%	0.7%	0.7%
% of FP17s Relating to Continuations	14	3,390	0.4%	0.8%	0.8%	0.8%
% of Patients satisfied with the dentistry they have received	0	0	N/A	91.5%	93.2%	93.5%
% of Patients satisfied with the time they had to wait for an appointment	0	0	N/A	86.4%	88.5%	87.4%

* This is based on patients treated on this contract for their most recent course of treatment.

Figures in italics indicate the base number of FP17s or Patient Questionnaire responses are less than 100. N/A is shown where the base number of responses is less than 10 during the period. % is calculated as Quantity/Base number*100

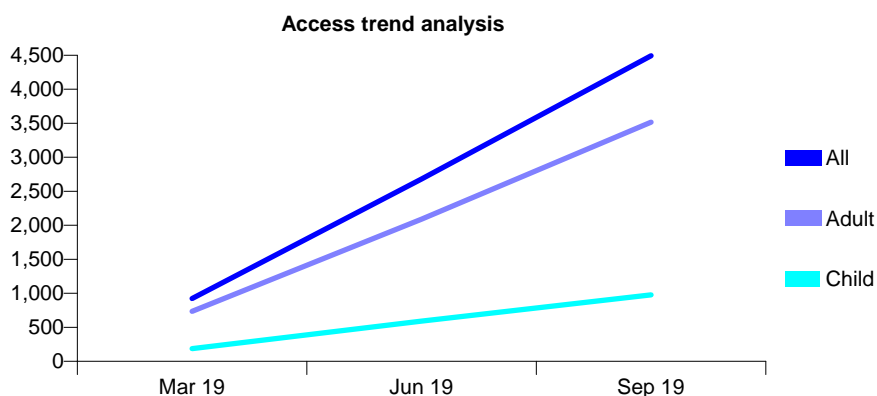
Q59 - Vital Signs At a Glance Contract Report for 100944/0000 - September 2019

Name or company name	JDSP Dental Limited
Contract type name	PDS Plus Contract
Purpose of contract	General
Contract start date	07/01/2019
Contract end date	06/01/2026

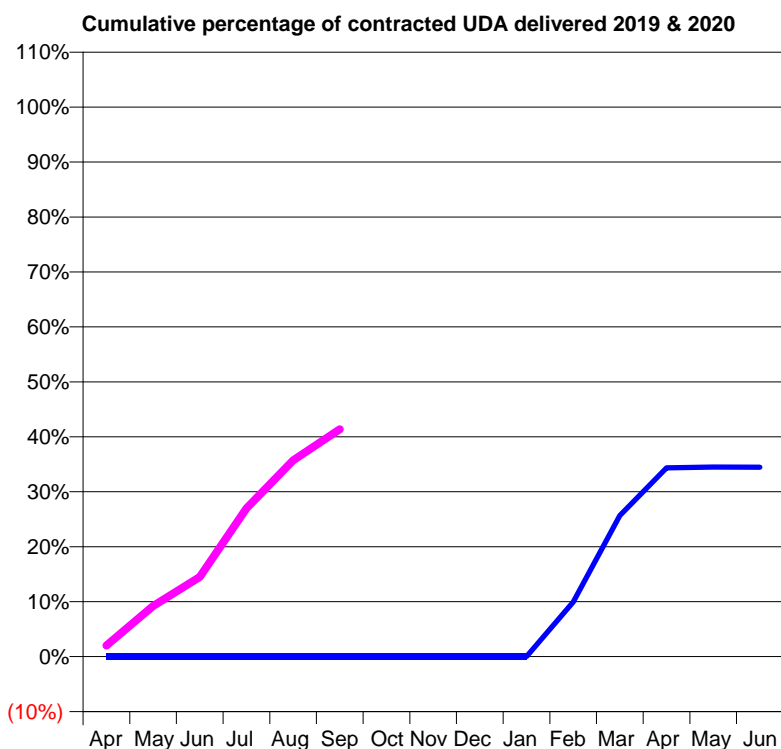
19/20 Contracted general activity (UDA)	30,000
Carry forward general activity (UDA)	0
19/20 Contracted orthodontic activity (UOA)	0
Carry forward orthodontic activity (UOA)	0
Baseline contract value	£589,260.00

ACCESS*

Patients seen in 24 months	Total	Change since previous quarter
Quarter ending September 2018	0	
Quarter ending December 2018	0	
Quarter ending March 2019	922	
Quarter ending June 2019	2,682	↑
Quarter ending September 2019	4,493	↑
Variance since September 2018	N/A	



ACTIVITY



Month	Adjusted Scheduled Activity (UDA)	
	2019	2020
April	0	608
May	0	2,762
June	0	4,352
July	0	8,091
August	0	10,710
September	0	12,407
October	0	
November	0	
December	0	
January	0	
February	697	
March	1,801	
April	2,411	
May	2,420	
June	2,419	

QUALITY

	Quantity	Base Number	Contract	AT	Region	England
% of FP17s for the same patient ID Re-attending within 3 months - Children	49	939	5.2%	9.5%	11.3%	11.5%
% of FP17s for the same patient ID Re-attending within 3 months - Adults	542	3,795	14.3%	13.8%	14.7%	15.4%
% of FP17s for the same patient ID Re-attending between 3 & 9 months - Children	70	939	7.5%	62.3%	60.8%	59.7%
% of FP17s for the same patient ID Re-attending between 3 & 9 months - Adults	307	3,795	8.1%	53.1%	52.8%	51.7%
% of FP17s for Band 1 Urgent Courses	991	4,481	22.1%	8.3%	8.2%	9.2%
% of FP17s Relating to Free Repair or Replacements	15	4,481	0.3%	0.7%	0.7%	0.7%
% of FP17s Relating to Continuations	35	4,481	0.8%	0.8%	0.8%	0.8%
% of Patients satisfied with the dentistry they have received	1	1	N/A	91.5%	93.2%	93.5%
% of Patients satisfied with the time they had to wait for an appointment	1	1	N/A	86.4%	88.5%	87.4%

* This is based on patients treated on this contract for their most recent course of treatment. Figures in italics indicate the base number of FP17s or Patient Questionnaire responses are less than 100. N/A is shown where the base number of responses is less than 10 during the period. % is calculated as Quantity/Base number*100

Q59 - Vital Signs At a Glance Contract Report for 100949/0000 - September 2019

Name or company name	JDSP Dental Limited
Contract type name	PDS Plus Contract
Purpose of contract	General
Contract start date	07/01/2019
Contract end date	06/01/2026

19/20 Contracted general activity (UDA)	25,000
Carry forward general activity (UDA)	0
19/20 Contracted orthodontic activity (UOA)	0
Carry forward orthodontic activity (UOA)	0
Baseline contract value	£519,225.00

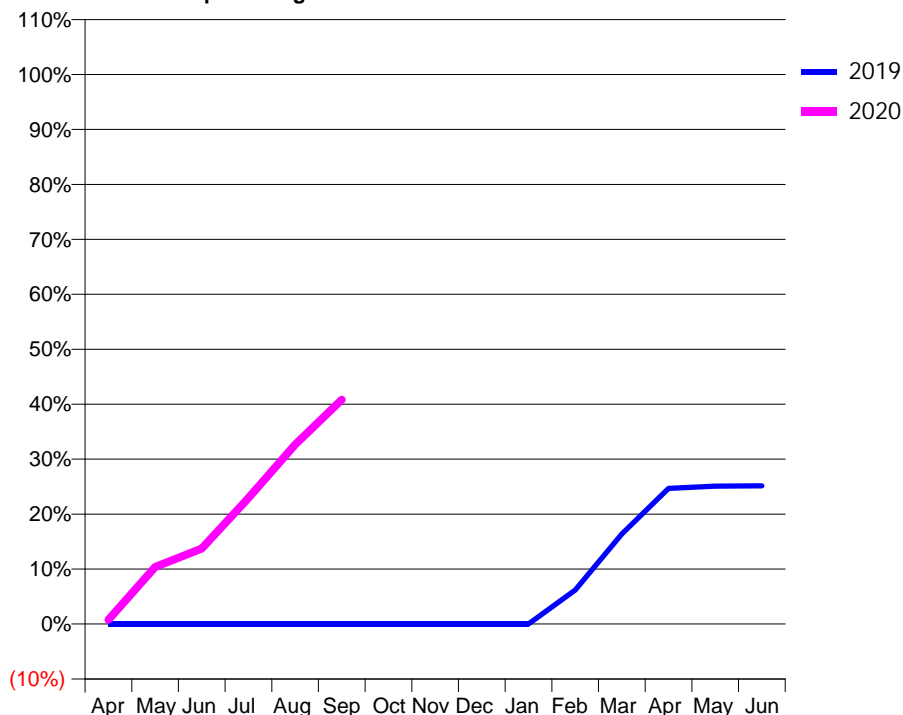
ACCESS*

Patients seen in 24 months	Total	Change since previous quarter
Quarter ending September 2018	0	
Quarter ending December 2018	0	
Quarter ending March 2019	703	
Quarter ending June 2019	2,359	↑
Quarter ending September 2019	4,265	↑
Variance since September 2018	N/A	



ACTIVITY

Cumulative percentage of contracted UDA delivered 2019 & 2020



Adjusted Scheduled Activity (UDA)

Month	2019	2020
April	0	191
May	0	2,593
June	0	3,432
July	0	5,738
August	0	8,170
September	0	10,207
October	0	
November	0	
December	0	
January	0	
February	363	
March	958	
April	1,444	
May	1,468	
June	1,471	

QUALITY

	Quantity	Base Number	Contract	AT	Region	England
% of FP17s for the same patient ID Re-attending within 3 months - Children	63	1,176	5.4%	9.5%	11.3%	11.5%
% of FP17s for the same patient ID Re-attending within 3 months - Adults	440	3,406	12.9%	13.8%	14.7%	15.4%
% of FP17s for the same patient ID Re-attending between 3 & 9 months - Children	47	1,176	4.0%	62.3%	60.8%	59.7%
% of FP17s for the same patient ID Re-attending between 3 & 9 months - Adults	204	3,406	6.0%	53.1%	52.8%	51.7%
% of FP17s for Band 1 Urgent Courses	696	4,302	16.2%	8.3%	8.2%	9.2%
% of FP17s Relating to Free Repair or Replacements	8	4,302	0.2%	0.7%	0.7%	0.7%
% of FP17s Relating to Continuations	55	4,302	1.3%	0.8%	0.8%	0.8%
% of Patients satisfied with the dentistry they have received	3	3	N/A	91.5%	93.2%	93.5%
% of Patients satisfied with the time they had to wait for an appointment	3	3	N/A	86.4%	88.5%	87.4%

* This is based on patients treated on this contract for their most recent course of treatment.

Figures in italics indicate the base number of FP17s or Patient Questionnaire responses are less than 100. N/A is shown where the base number of responses is less than 10 during the period. % is calculated as Quantity/Base number*100

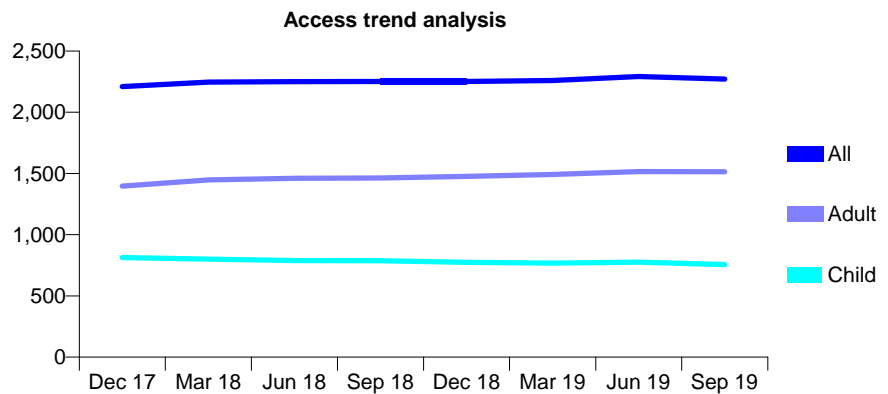
Q59 - Vital Signs At a Glance Contract Report for 101281/0034 - September 2019

Name or company name	OASIS DENTAL CARE LTD
Contract type name	GDS Contract
Purpose of contract	General and Orthodontic
Contract start date	01/04/2006
Contract end date	

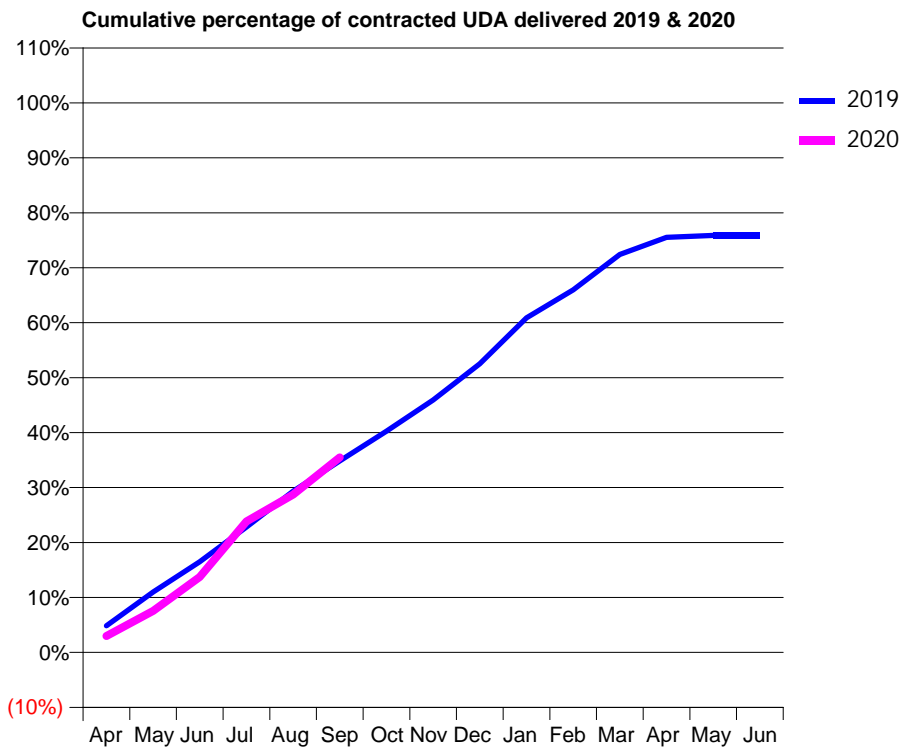
19/20 Contracted general activity (UDA)	7,246
Carry forward general activity (UDA)	0
19/20 Contracted orthodontic activity (UOA)	1,134
Carry forward orthodontic activity (UOA)	0
Baseline contract value	£255,746.98

ACCESS*

Patients seen in 24 months	Total	Change since previous quarter
Quarter ending September 2018	2,251	
Quarter ending December 2018	2,252	→
Quarter ending March 2019	2,260	→
Quarter ending June 2019	2,292	→
Quarter ending September 2019	2,271	→
Variance since September 2018	0.9%	→



ACTIVITY



Month	2019	2020
April	353	217
May	798	549
June	1,196	994
July	1,654	1,728
August	2,127	2,082
September	2,523	2,571
October	2,917	
November	3,329	
December	3,806	
January	4,411	
February	4,781	
March	5,246	
April	5,473	
May	5,497	
June	5,497	

QUALITY

	Quantity	Base Number	Contract	AT	Region	England
% of FP17s for the same patient ID Re-attending within 3 months - Children	60	675	8.9%	9.5%	11.3%	11.5%
% of FP17s for the same patient ID Re-attending within 3 months - Adults	127	1,092	11.6%	13.8%	14.7%	15.4%
% of FP17s for the same patient ID Re-attending between 3 & 9 months - Children	461	675	68.3%	62.3%	60.8%	59.7%
% of FP17s for the same patient ID Re-attending between 3 & 9 months - Adults	613	1,092	56.1%	53.1%	52.8%	51.7%
% of FP17s for Band 1 Urgent Courses	134	1,592	8.4%	8.3%	8.2%	9.2%
% of FP17s Relating to Free Repair or Replacements	7	1,592	0.4%	0.7%	0.7%	0.7%
% of FP17s Relating to Continuations	1	1,592	0.1%	0.8%	0.8%	0.8%
% of Patients satisfied with the dentistry they have received	0	0	N/A	91.5%	93.2%	93.5%
% of Patients satisfied with the time they had to wait for an appointment	0	0	N/A	86.4%	88.5%	87.4%

* This is based on patients treated on this contract for their most recent course of treatment. Figures in italics indicate the base number of FP17s or Patient Questionnaire responses are less than 100. N/A is shown where the base number of responses is less than 10 during the period. % is calculated as Quantity/Base number*100

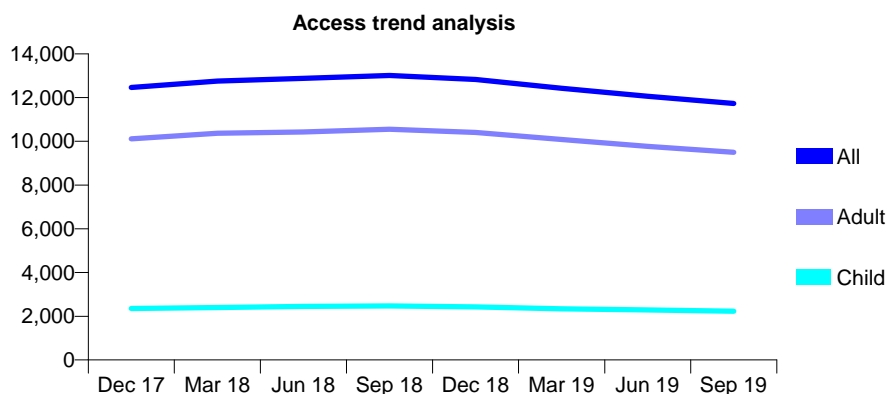
Q59 - Vital Signs At a Glance Contract Report for 101281/0055 - September 2019

Name or company name	OASIS DENTAL CARE LTD
Contract type name	Pilot Contract
Purpose of contract	General
Contract start date	01/04/2006
Contract end date	

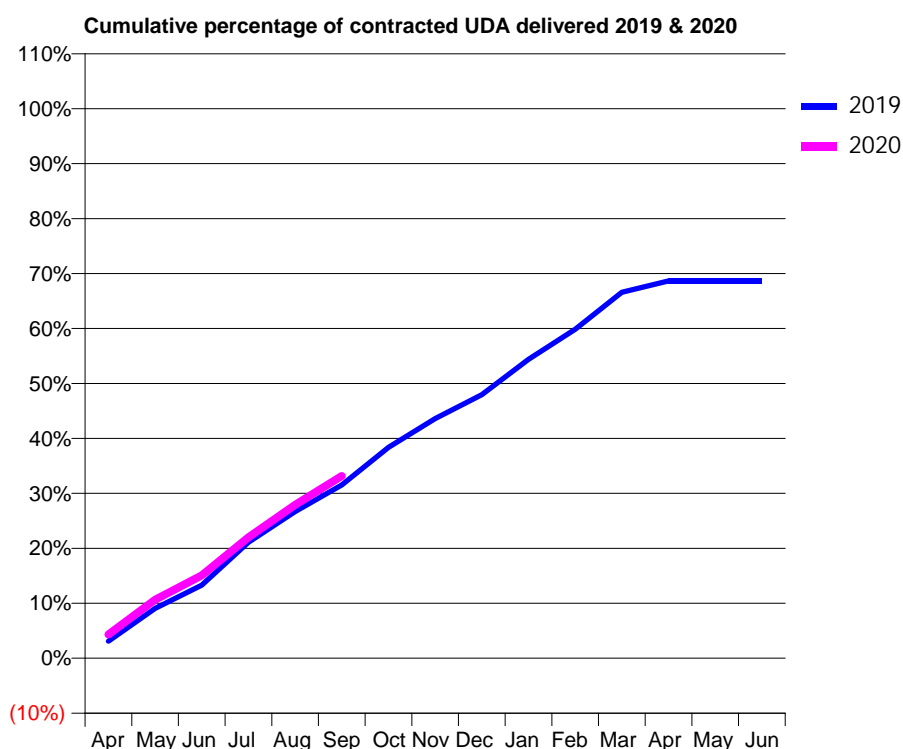
19/20 Contracted general activity (UDA)	36,428
Carry forward general activity (UDA)	0
19/20 Contracted orthodontic activity (UOA)	0
Carry forward orthodontic activity (UOA)	0
Baseline contract value	£831,149.02

ACCESS*

Patients seen in 24 months	Total	Change since previous quarter
Quarter ending September 2018	13,014	
Quarter ending December 2018	12,829	↓
Quarter ending March 2019	12,423	↓
Quarter ending June 2019	12,057	↓
Quarter ending September 2019	11,731	↓
Variance since September 2018	(9.9%)	↓



ACTIVITY



Month	2019	2020
April	1,139	1,580
May	3,304	3,877
June	4,842	5,494
July	7,686	8,011
August	9,715	10,172
September	11,492	12,082
October	13,983	
November	15,890	
December	17,475	
January	19,811	
February	21,802	
March	24,252	
April	25,013	
May	25,014	
June	25,017	

QUALITY

	Quantity	Base Number	Contract	AT	Region	England
% of FP17s for the same patient ID Re-attending within 3 months - Children	37	1,502	2.5%	9.5%	11.3%	11.5%
% of FP17s for the same patient ID Re-attending within 3 months - Adults	423	5,180	8.2%	13.8%	14.7%	15.4%
% of FP17s for the same patient ID Re-attending between 3 & 9 months - Children	731	1,502	48.7%	62.3%	60.8%	59.7%
% of FP17s for the same patient ID Re-attending between 3 & 9 months - Adults	1,700	5,180	32.8%	53.1%	52.8%	51.7%
% of FP17s for Band 1 Urgent Courses	22	6,300	0.3%	8.3%	8.2%	9.2%
% of FP17s Relating to Free Repair or Replacements	52	6,300	0.8%	0.7%	0.7%	0.7%
% of FP17s Relating to Continuations	159	6,300	2.5%	0.8%	0.8%	0.8%
% of Patients satisfied with the dentistry they have received	2	2	N/A	91.5%	93.2%	93.5%
% of Patients satisfied with the time they had to wait for an appointment	1	2	N/A	86.4%	88.5%	87.4%

* This is based on patients treated on this contract for their most recent course of treatment.

Figures in italics indicate the base number of FP17s or Patient Questionnaire responses are less than 100. N/A is shown where the base number of responses is less than 10 during the period. % is calculated as Quantity/Base number*100

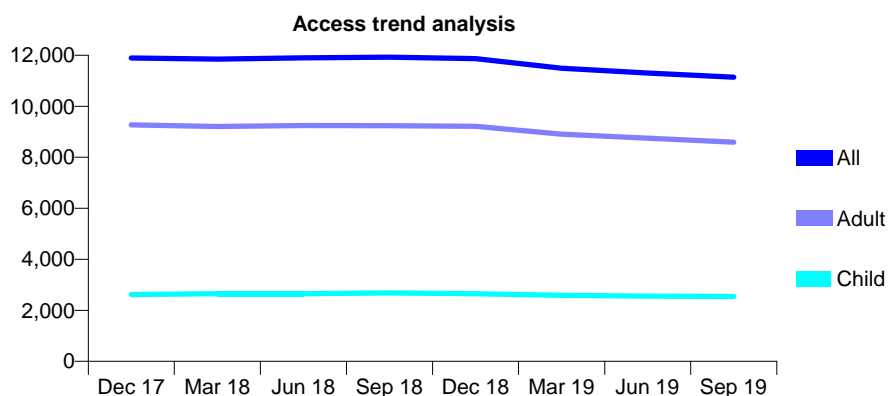
Q59 - Vital Signs At a Glance Contract Report for 101281/0077 - September 2019

Name or company name	OASIS DENTAL CARE LTD
Contract type name	GDS Contract
Purpose of contract	General and Orthodontic
Contract start date	01/04/2006
Contract end date	

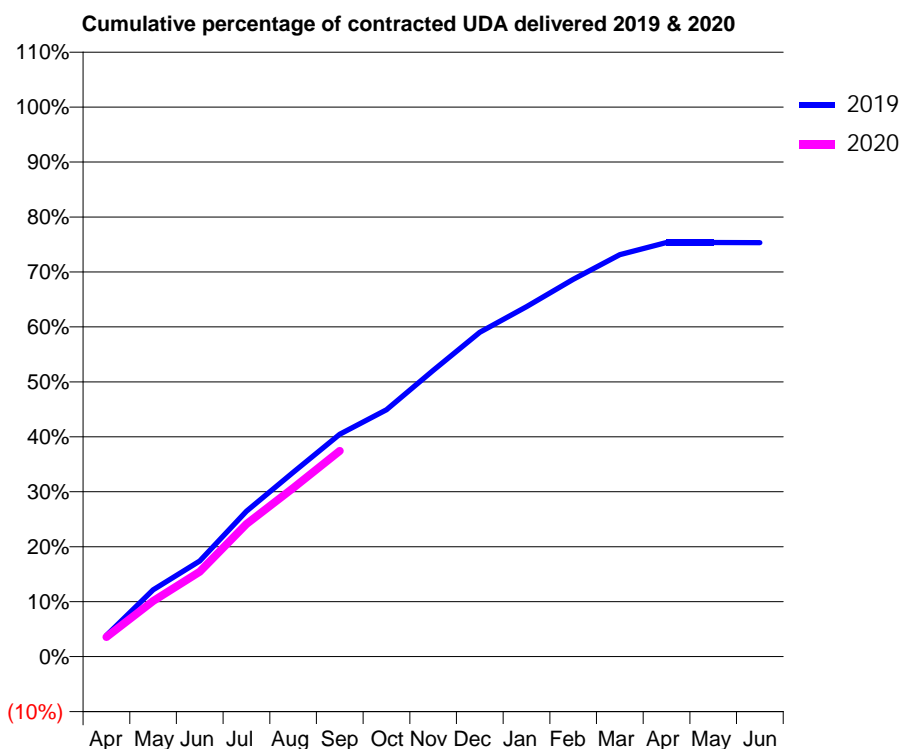
19/20 Contracted general activity (UDA)	33,200
Carry forward general activity (UDA)	0
19/20 Contracted orthodontic activity (UOA)	3,163
Carry forward orthodontic activity (UOA)	0
Baseline contract value	£974,775.14

ACCESS*

Patients seen in 24 months	Total	Change since previous quarter
Quarter ending September 2018	11,925	
Quarter ending December 2018	11,865	→
Quarter ending March 2019	11,491	↓
Quarter ending June 2019	11,304	↓
Quarter ending September 2019	11,139	↓
Variance since September 2018	(6.6%)	↓



ACTIVITY



Month	Adjusted Scheduled Activity (UDA)	
	2019	2020
April	1,282	1,188
May	4,038	3,365
June	5,778	5,126
July	8,787	8,011
August	11,130	10,188
September	13,431	12,427
October	14,915	
November	17,295	
December	19,596	
January	21,143	
February	22,793	
March	24,276	
April	25,019	
May	25,017	
June	25,014	

QUALITY

	Quantity	Base Number	Contract	AT	Region	England
% of FP17s for the same patient ID Re-attending within 3 months - Children	94	1,878	5.0%	9.5%	11.3%	11.5%
% of FP17s for the same patient ID Re-attending within 3 months - Adults	642	5,526	11.6%	13.8%	14.7%	15.4%
% of FP17s for the same patient ID Re-attending between 3 & 9 months - Children	833	1,878	44.4%	62.3%	60.8%	59.7%
% of FP17s for the same patient ID Re-attending between 3 & 9 months - Adults	1,994	5,526	36.1%	53.1%	52.8%	51.7%
% of FP17s for Band 1 Urgent Courses	553	6,877	8.0%	8.3%	8.2%	9.2%
% of FP17s Relating to Free Repair or Replacements	110	6,877	1.6%	0.7%	0.7%	0.7%
% of FP17s Relating to Continuations	75	6,877	1.1%	0.8%	0.8%	0.8%
% of Patients satisfied with the dentistry they have received	3	3	N/A	91.5%	93.2%	93.5%
% of Patients satisfied with the time they had to wait for an appointment	3	3	N/A	86.4%	88.5%	87.4%

* This is based on patients treated on this contract for their most recent course of treatment. Figures in italics indicate the base number of FP17s or Patient Questionnaire responses are less than 100. N/A is shown where the base number of responses is less than 10 during the period. % is calculated as Quantity/Base number*100

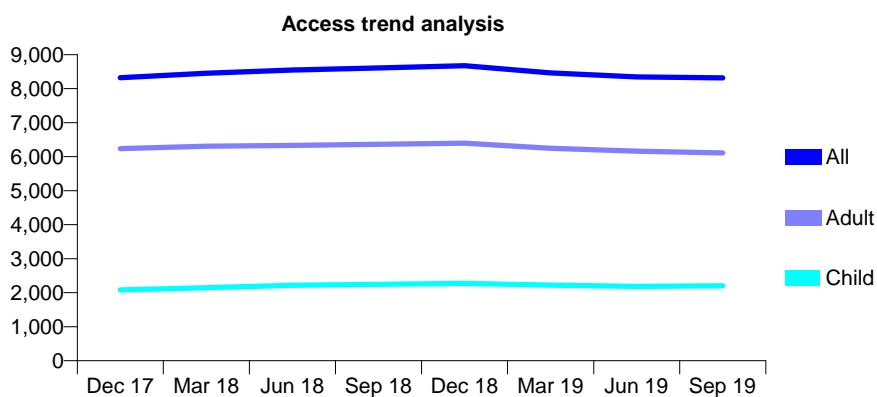
Q59 - Vital Signs At a Glance Contract Report for 101281/0082 - September 2019

Name or company name	OASIS DENTAL CARE LTD
Contract type name	GDS Contract
Purpose of contract	General
Contract start date	01/04/2006
Contract end date	

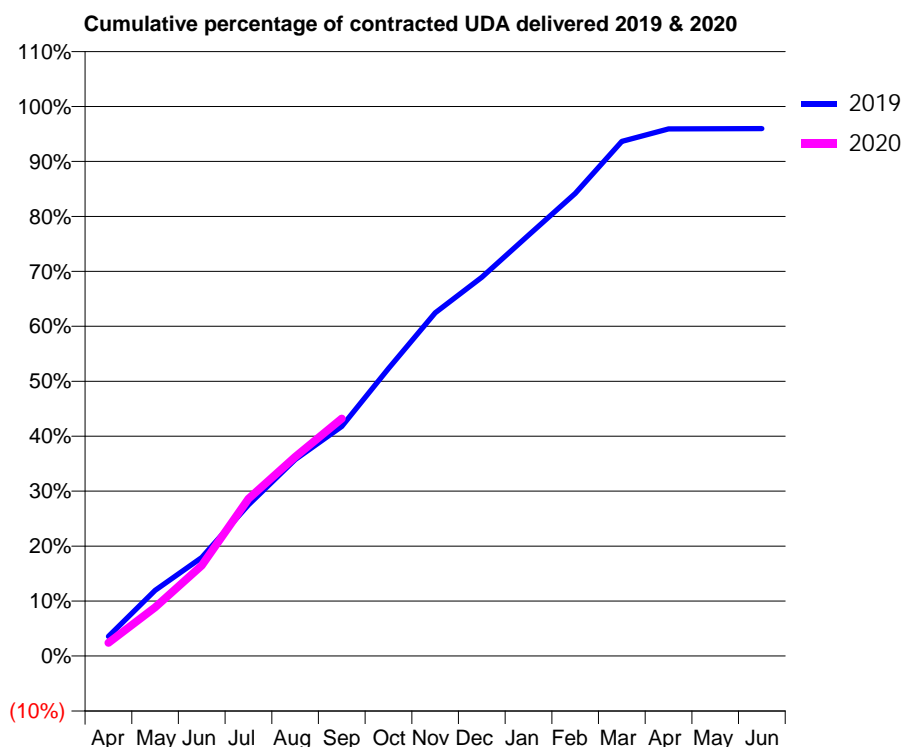
19/20 Contracted general activity (UDA)	21,656
Carry forward general activity (UDA)	0
19/20 Contracted orthodontic activity (UOA)	0
Carry forward orthodontic activity (UOA)	0
Baseline contract value	£494,106.88

ACCESS*

Patients seen in 24 months	Total	Change since previous quarter
Quarter ending September 2018	8,608	
Quarter ending December 2018	8,675	→
Quarter ending March 2019	8,466	↓
Quarter ending June 2019	8,347	↓
Quarter ending September 2019	8,315	→
Variance since September 2018	(3.4%)	↓



ACTIVITY



Month	Adjusted Scheduled Activity (UDA)	
	2019	2020
April	773	521
May	2,586	1,923
June	3,881	3,564
July	5,954	6,199
August	7,744	7,849
September	9,049	9,355
October	11,327	
November	13,523	
December	14,924	
January	16,585	
February	18,228	
March	20,275	
April	20,770	
May	20,775	
June	20,780	

QUALITY

	Quantity	Base Number	Contract	AT	Region	England
% of FP17s for the same patient ID Re-attending within 3 months - Children	101	1,570	6.4%	9.5%	11.3%	11.5%
% of FP17s for the same patient ID Re-attending within 3 months - Adults	329	3,857	8.5%	13.8%	14.7%	15.4%
% of FP17s for the same patient ID Re-attending between 3 & 9 months - Children	1,015	1,570	64.6%	62.3%	60.8%	59.7%
% of FP17s for the same patient ID Re-attending between 3 & 9 months - Adults	2,257	3,857	58.5%	53.1%	52.8%	51.7%
% of FP17s for Band 1 Urgent Courses	242	5,144	4.7%	8.3%	8.2%	9.2%
% of FP17s Relating to Free Repair or Replacements	80	5,144	1.6%	0.7%	0.7%	0.7%
% of FP17s Relating to Continuations	43	5,144	0.8%	0.8%	0.8%	0.8%
% of Patients satisfied with the dentistry they have received	1	1	N/A	91.5%	93.2%	93.5%
% of Patients satisfied with the time they had to wait for an appointment	1	1	N/A	86.4%	88.5%	87.4%

* This is based on patients treated on this contract for their most recent course of treatment. Figures in italics indicate the base number of FP17s or Patient Questionnaire responses are less than 100. N/A is shown where the base number of responses is less than 10 during the period. % is calculated as Quantity/Base number*100

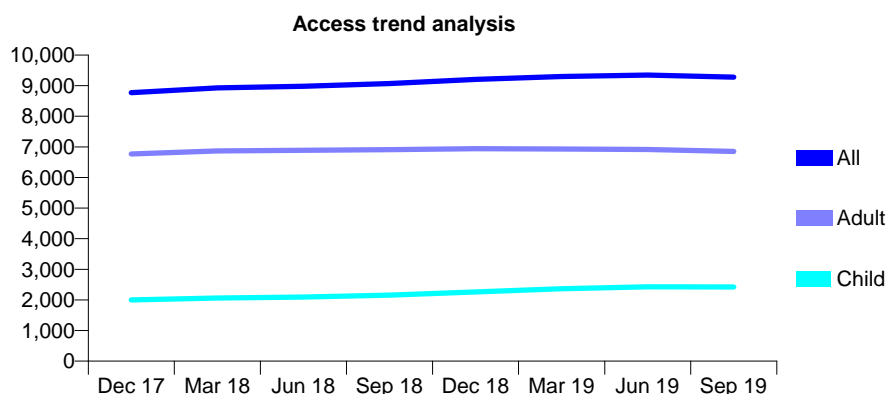
Q59 - Vital Signs At a Glance Contract Report for 101281/0098 - September 2019

Name or company name	OASIS DENTAL CARE LTD
Contract type name	GDS Contract
Purpose of contract	General
Contract start date	01/04/2006
Contract end date	

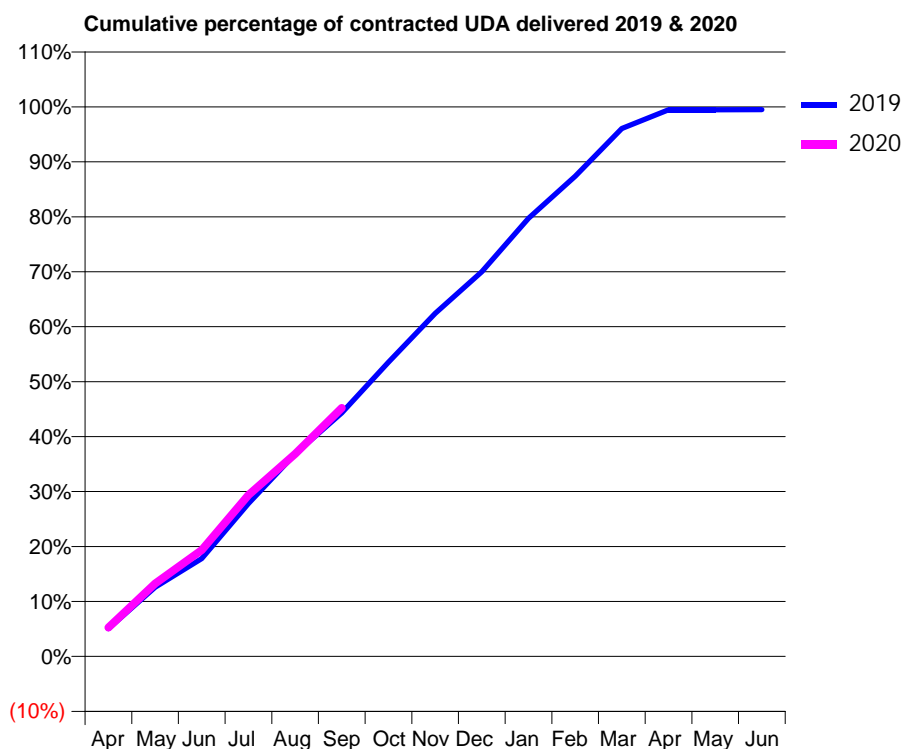
19/20 Contracted general activity (UDA)	26,129
Carry forward general activity (UDA)	0
19/20 Contracted orthodontic activity (UOA)	0
Carry forward orthodontic activity (UOA)	0
Baseline contract value	£596,154.77

ACCESS*

Patients seen in 24 months	Total	Change since previous quarter
Quarter ending September 2018	9,069	
Quarter ending December 2018	9,205	→
Quarter ending March 2019	9,300	→
Quarter ending June 2019	9,346	→
Quarter ending September 2019	9,280	→
Variance since September 2018	2.3%	↑



ACTIVITY



Month	Adjusted Scheduled Activity (UDA)	
	2019	2020
April	1,324	1,374
May	3,291	3,468
June	4,651	5,057
July	7,268	7,676
August	9,626	9,626
September	11,577	11,817
October	13,994	
November	16,310	
December	18,287	
January	20,829	
February	22,827	
March	25,100	
April	25,987	
May	25,985	
June	25,991	

QUALITY

	Quantity	Base Number	Contract	AT	Region	England
% of FP17s for the same patient ID Re-attending within 3 months - Children	145	1,992	7.3%	9.5%	11.3%	11.5%
% of FP17s for the same patient ID Re-attending within 3 months - Adults	669	5,323	12.6%	13.8%	14.7%	15.4%
% of FP17s for the same patient ID Re-attending between 3 & 9 months - Children	1,399	1,992	70.2%	62.3%	60.8%	59.7%
% of FP17s for the same patient ID Re-attending between 3 & 9 months - Adults	3,619	5,323	68.0%	53.1%	52.8%	51.7%
% of FP17s for Band 1 Urgent Courses	487	6,854	7.1%	8.3%	8.2%	9.2%
% of FP17s Relating to Free Repair or Replacements	40	6,854	0.6%	0.7%	0.7%	0.7%
% of FP17s Relating to Continuations	11	6,854	0.2%	0.8%	0.8%	0.8%
% of Patients satisfied with the dentistry they have received	5	5	N/A	91.5%	93.2%	93.5%
% of Patients satisfied with the time they had to wait for an appointment	4	5	N/A	86.4%	88.5%	87.4%

* This is based on patients treated on this contract for their most recent course of treatment. Figures in italics indicate the base number of FP17s or Patient Questionnaire responses are less than 100. N/A is shown where the base number of responses is less than 10 during the period. % is calculated as Quantity/Base number*100

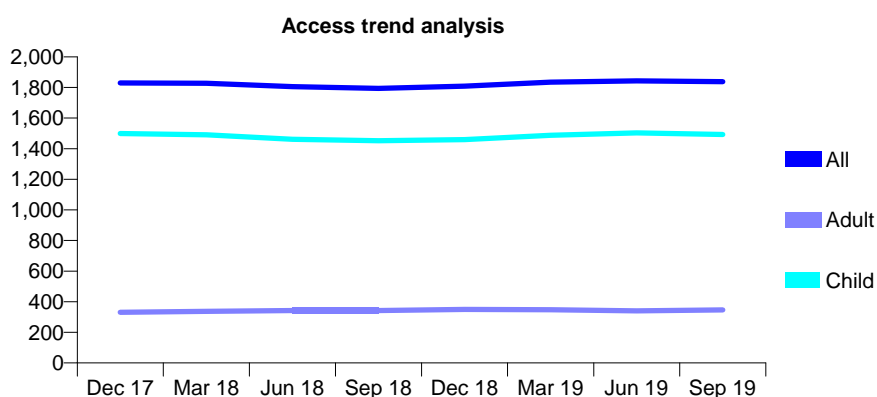
Q59 - Vital Signs At a Glance Contract Report for 101281/0114 - September 2019

Name or company name	OASIS DENTAL CARE LTD
Contract type name	GDS Contract
Purpose of contract	General
Contract start date	01/04/2006
Contract end date	

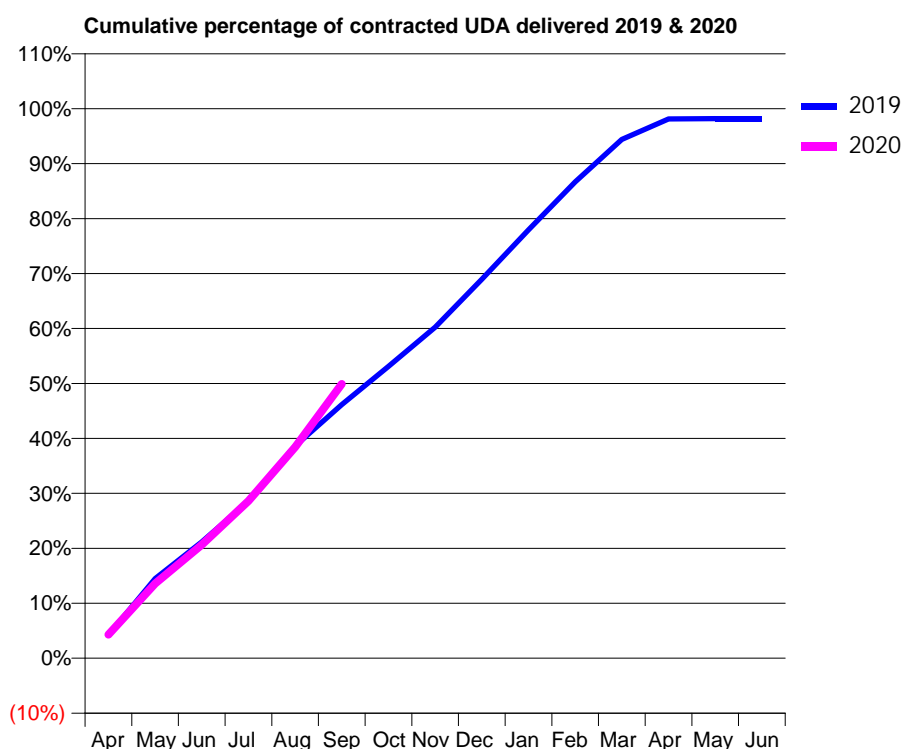
19/20 Contracted general activity (UDA)	3,552
Carry forward general activity (UDA)	0
19/20 Contracted orthodontic activity (UOA)	0
Carry forward orthodontic activity (UOA)	0
Baseline contract value	£82,242.53

ACCESS*

Patients seen in 24 months	Total	Change since previous quarter
Quarter ending September 2018	1,794	
Quarter ending December 2018	1,809	→
Quarter ending March 2019	1,835	→
Quarter ending June 2019	1,843	→
Quarter ending September 2019	1,838	→
Variance since September 2018	2.5%	↑



ACTIVITY



Month	2019	2020
April	150	153
May	515	483
June	751	733
July	1,015	1,017
August	1,372	1,365
September	1,639	1,773
October	1,887	
November	2,140	
December	2,449	
January	2,769	
February	3,078	
March	3,353	
April	3,485	
May	3,488	
June	3,488	

QUALITY

	Quantity	Base Number	Contract	AT	Region	England
% of FP17s for the same patient ID Re-attending within 3 months - Children	62	1,308	4.7%	9.5%	11.3%	11.5%
% of FP17s for the same patient ID Re-attending within 3 months - Adults	7	183	3.8%	13.8%	14.7%	15.4%
% of FP17s for the same patient ID Re-attending between 3 & 9 months - Children	1,006	1,308	76.9%	62.3%	60.8%	59.7%
% of FP17s for the same patient ID Re-attending between 3 & 9 months - Adults	124	183	67.8%	53.1%	52.8%	51.7%
% of FP17s for Band 1 Urgent Courses	13	1,398	0.9%	8.3%	8.2%	9.2%
% of FP17s Relating to Free Repair or Replacements	0	1,398	0.0%	0.7%	0.7%	0.7%
% of FP17s Relating to Continuations	1	1,398	0.1%	0.8%	0.8%	0.8%
% of Patients satisfied with the dentistry they have received	0	0	N/A	91.5%	93.2%	93.5%
% of Patients satisfied with the time they had to wait for an appointment	0	0	N/A	86.4%	88.5%	87.4%

* This is based on patients treated on this contract for their most recent course of treatment.

Figures in italics indicate the base number of FP17s or Patient Questionnaire responses are less than 100. N/A is shown where the base number of responses is less than 10 during the period. % is calculated as Quantity/Base number*100

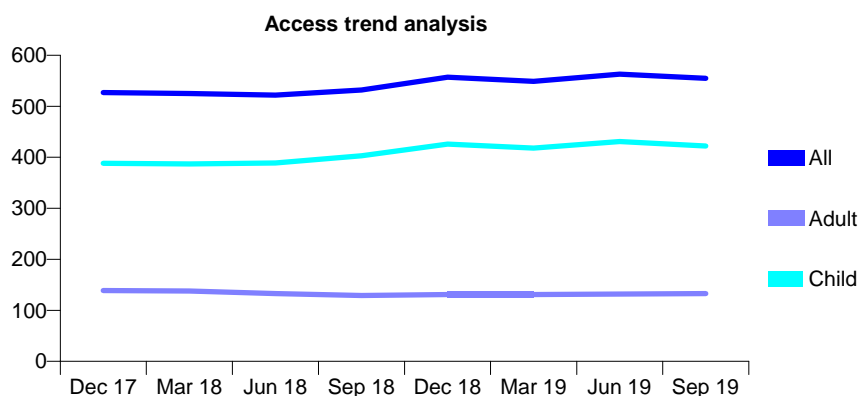
Q59 - Vital Signs At a Glance Contract Report for 101281/0132 - September 2019

Name or company name	OASIS DENTAL CARE LTD
Contract type name	GDS Contract
Purpose of contract	General
Contract start date	01/04/2006
Contract end date	

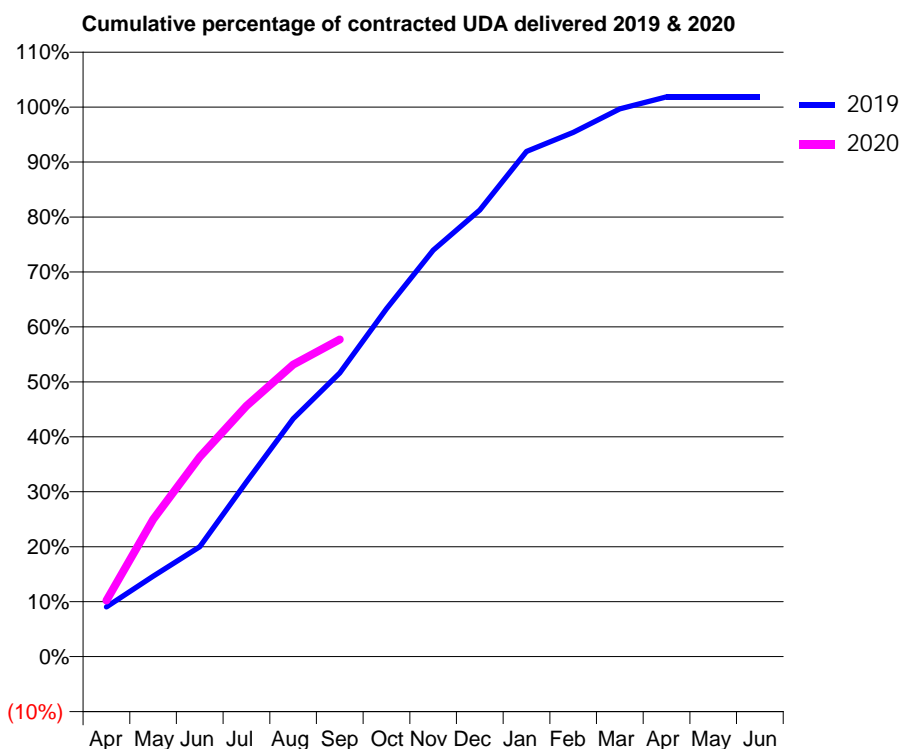
19/20 Contracted general activity (UDA)	1,021
Carry forward general activity (UDA)	0
19/20 Contracted orthodontic activity (UOA)	0
Carry forward orthodontic activity (UOA)	0
Baseline contract value	£23,614.38

ACCESS*

Patients seen in 24 months	Total	Change since previous quarter
Quarter ending September 2018	532	
Quarter ending December 2018	557	↑
Quarter ending March 2019	549	↓
Quarter ending June 2019	563	↑
Quarter ending September 2019	555	↓
Variance since September 2018	4.3%	↑



ACTIVITY



Month	Adjusted Scheduled Activity (UDA)	
	2019	2020
April	92	104
May	150	255
June	204	371
July	325	466
August	442	542
September	527	589
October	646	
November	755	
December	830	
January	939	
February	974	
March	1,018	
April	1,040	
May	1,040	
June	1,040	

QUALITY

	Quantity	Base Number	Contract	AT	Region	England
% of FP17s for the same patient ID Re-attending within 3 months - Children	19	362	5.2%	9.5%	11.3%	11.5%
% of FP17s for the same patient ID Re-attending within 3 months - Adults	4	86	4.7%	13.8%	14.7%	15.4%
% of FP17s for the same patient ID Re-attending between 3 & 9 months - Children	224	362	61.9%	62.3%	60.8%	59.7%
% of FP17s for the same patient ID Re-attending between 3 & 9 months - Adults	47	86	54.7%	53.1%	52.8%	51.7%
% of FP17s for Band 1 Urgent Courses	21	441	4.8%	8.3%	8.2%	9.2%
% of FP17s Relating to Free Repair or Replacements	0	441	0.0%	0.7%	0.7%	0.7%
% of FP17s Relating to Continuations	0	441	0.0%	0.8%	0.8%	0.8%
% of Patients satisfied with the dentistry they have received	1	1	N/A	91.5%	93.2%	93.5%
% of Patients satisfied with the time they had to wait for an appointment	1	1	N/A	86.4%	88.5%	87.4%

* This is based on patients treated on this contract for their most recent course of treatment. Figures in italics indicate the base number of FP17s or Patient Questionnaire responses are less than 100. N/A is shown where the base number of responses is less than 10 during the period. % is calculated as Quantity/Base number*100

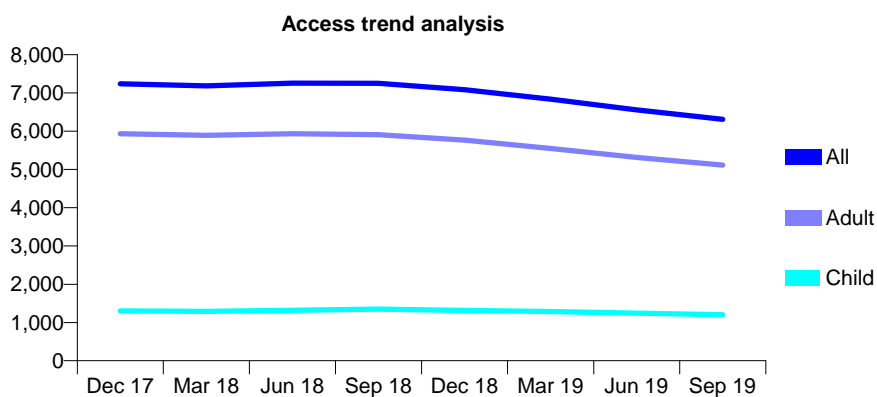
Q59 - Vital Signs At a Glance Contract Report for 101281/0161 - September 2019

Name or company name	OASIS DENTAL CARE LTD
Contract type name	GDS Contract
Purpose of contract	General
Contract start date	09/10/2006
Contract end date	

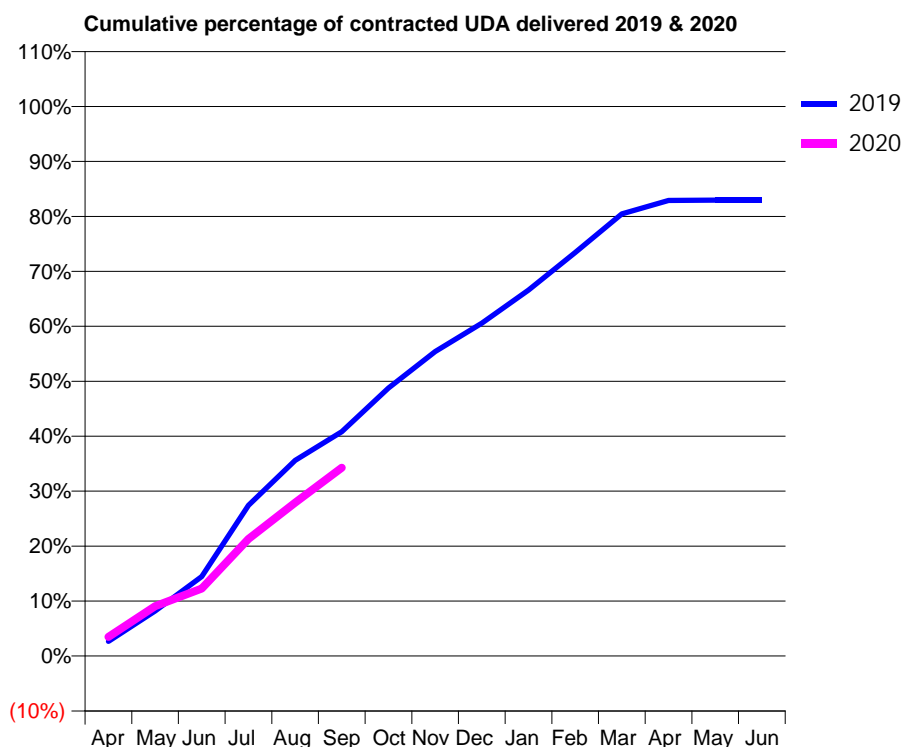
19/20 Contracted general activity (UDA)	27,589
Carry forward general activity (UDA)	0
19/20 Contracted orthodontic activity (UOA)	0
Carry forward orthodontic activity (UOA)	0
Baseline contract value	£629,471.00

ACCESS*

Patients seen in 24 months	Total	Change since previous quarter
Quarter ending September 2018	7,252	
Quarter ending December 2018	7,085	↓
Quarter ending March 2019	6,837	↓
Quarter ending June 2019	6,558	↓
Quarter ending September 2019	6,311	↓
Variance since September 2018	(13.0%)	↓



ACTIVITY



Month	Adjusted Scheduled Activity (UDA)	
	2019	2020
April	736	962
May	2,265	2,500
June	3,996	3,394
July	7,567	5,882
August	9,828	7,700
September	11,255	9,454
October	13,455	
November	15,287	
December	16,710	
January	18,366	
February	20,254	
March	22,196	
April	22,869	
May	22,884	
June	22,887	

QUALITY

	Quantity	Base Number	Contract	AT	Region	England
% of FP17s for the same patient ID Re-attending within 3 months - Children	42	804	5.2%	9.5%	11.3%	11.5%
% of FP17s for the same patient ID Re-attending within 3 months - Adults	564	3,544	15.9%	13.8%	14.7%	15.4%
% of FP17s for the same patient ID Re-attending between 3 & 9 months - Children	507	804	63.1%	62.3%	60.8%	59.7%
% of FP17s for the same patient ID Re-attending between 3 & 9 months - Adults	2,167	3,544	61.1%	53.1%	52.8%	51.7%
% of FP17s for Band 1 Urgent Courses	305	4,075	7.5%	8.3%	8.2%	9.2%
% of FP17s Relating to Free Repair or Replacements	59	4,075	1.4%	0.7%	0.7%	0.7%
% of FP17s Relating to Continuations	69	4,075	1.7%	0.8%	0.8%	0.8%
% of Patients satisfied with the dentistry they have received	3	3	N/A	91.5%	93.2%	93.5%
% of Patients satisfied with the time they had to wait for an appointment	3	3	N/A	86.4%	88.5%	87.4%

* This is based on patients treated on this contract for their most recent course of treatment. Figures in italics indicate the base number of FP17s or Patient Questionnaire responses are less than 100. N/A is shown where the base number of responses is less than 10 during the period. % is calculated as Quantity/Base number*100

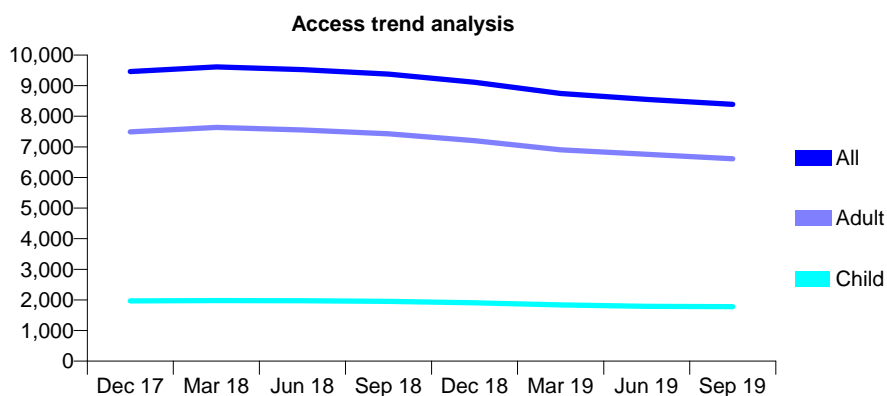
Q59 - Vital Signs At a Glance Contract Report for 101281/0178 - September 2019

Name or company name	OASIS DENTAL CARE LTD
Contract type name	GDS Contract
Purpose of contract	General
Contract start date	31/03/2008
Contract end date	

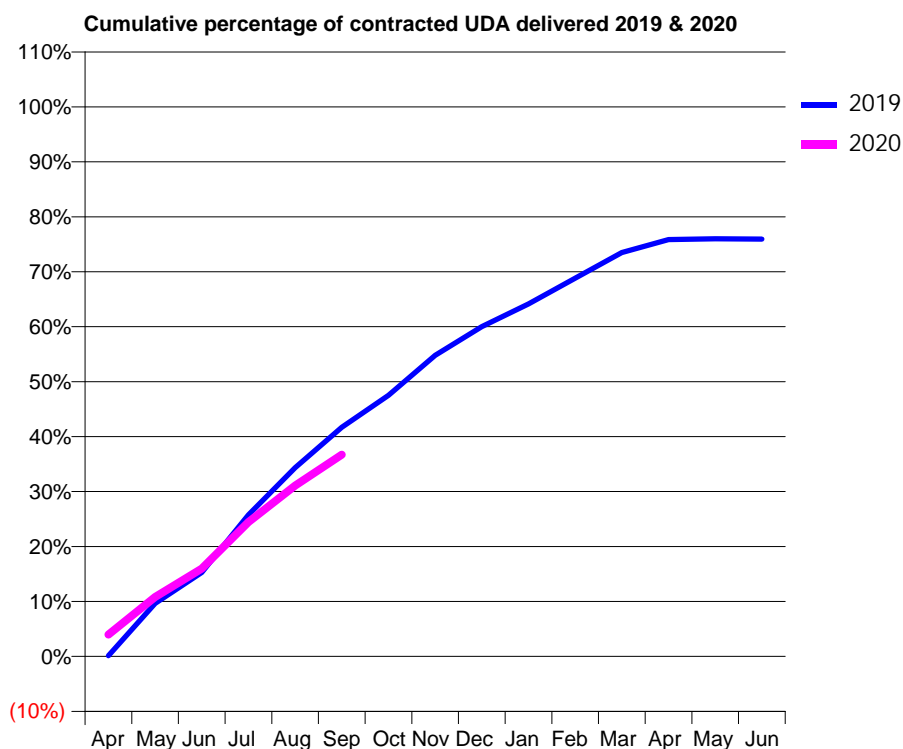
19/20 Contracted general activity (UDA)	30,000
Carry forward general activity (UDA)	0
19/20 Contracted orthodontic activity (UOA)	0
Carry forward orthodontic activity (UOA)	0
Baseline contract value	£684,484.58

ACCESS*

Patients seen in 24 months	Total	Change since previous quarter
Quarter ending September 2018	9,381	
Quarter ending December 2018	9,109	↓
Quarter ending March 2019	8,744	↓
Quarter ending June 2019	8,552	↓
Quarter ending September 2019	8,391	↓
Variance since September 2018	(10.6%)	↓



ACTIVITY



Month	2019	2020
April	39	1,195
May	2,899	3,247
June	4,585	4,796
July	7,731	7,337
August	10,305	9,329
September	12,503	11,014
October	14,258	
November	16,435	
December	18,000	
January	19,245	
February	20,650	
March	22,044	
April	22,752	
May	22,801	
June	22,787	

QUALITY

	Quantity	Base Number	Contract	AT	Region	England
% of FP17s for the same patient ID Re-attending within 3 months - Children	87	1,349	6.4%	9.5%	11.3%	11.5%
% of FP17s for the same patient ID Re-attending within 3 months - Adults	438	4,762	9.2%	13.8%	14.7%	15.4%
% of FP17s for the same patient ID Re-attending between 3 & 9 months - Children	732	1,349	54.3%	62.3%	60.8%	59.7%
% of FP17s for the same patient ID Re-attending between 3 & 9 months - Adults	2,677	4,762	56.2%	53.1%	52.8%	51.7%
% of FP17s for Band 1 Urgent Courses	379	5,666	6.7%	8.3%	8.2%	9.2%
% of FP17s Relating to Free Repair or Replacements	36	5,666	0.6%	0.7%	0.7%	0.7%
% of FP17s Relating to Continuations	42	5,666	0.7%	0.8%	0.8%	0.8%
% of Patients satisfied with the dentistry they have received	5	6	N/A	91.5%	93.2%	93.5%
% of Patients satisfied with the time they had to wait for an appointment	4	6	N/A	86.4%	88.5%	87.4%

* This is based on patients treated on this contract for their most recent course of treatment. Figures in italics indicate the base number of FP17s or Patient Questionnaire responses are less than 100. N/A is shown where the base number of responses is less than 10 during the period. % is calculated as Quantity/Base number*100

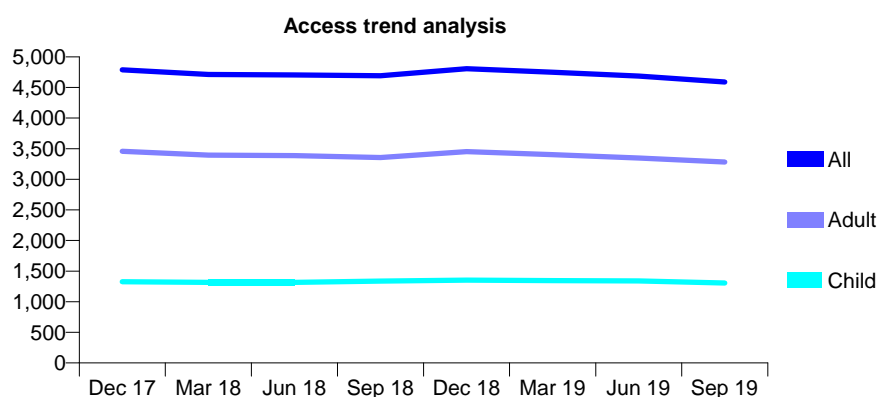
Q59 - Vital Signs At a Glance Contract Report for 101362/0015 - September 2019

Name or company name	Rodericks Dental Limited
Contract type name	GDS Contract
Purpose of contract	General
Contract start date	16/02/2009
Contract end date	

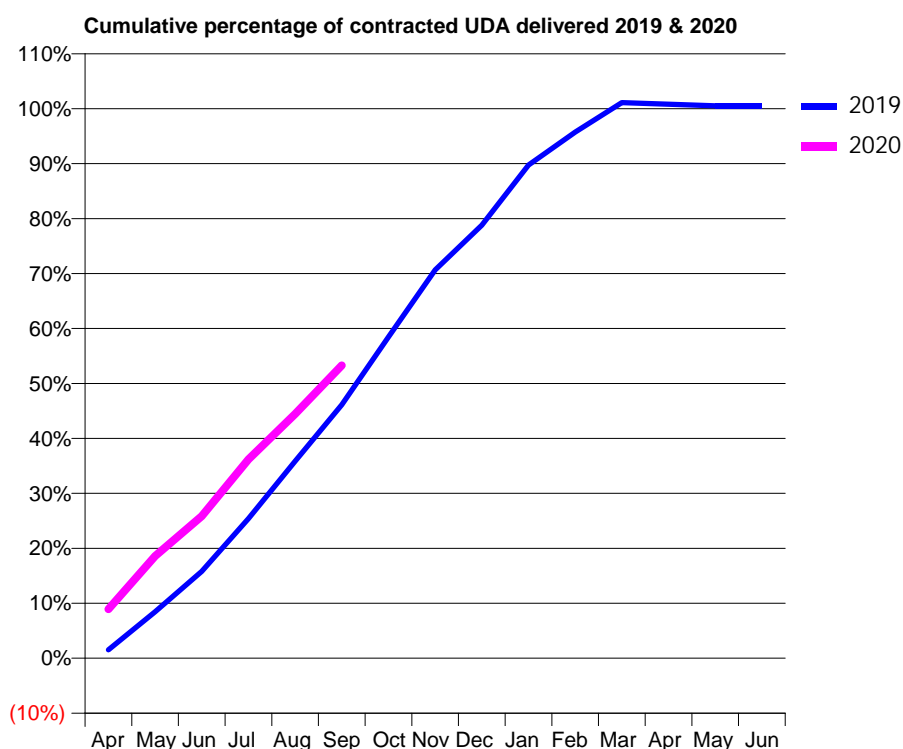
19/20 Contracted general activity (UDA)	12,250
Carry forward general activity (UDA)	0
19/20 Contracted orthodontic activity (UOA)	0
Carry forward orthodontic activity (UOA)	0
Baseline contract value	£294,351.72

ACCESS*

Patients seen in 24 months	Total	Change since previous quarter
Quarter ending September 2018	4,692	
Quarter ending December 2018	4,808	↑
Quarter ending March 2019	4,749	↓
Quarter ending June 2019	4,688	↓
Quarter ending September 2019	4,589	↓
Variance since September 2018	(2.2%)	↓



ACTIVITY



Month	2019	2020
April	188	1,092
May	1,037	2,280
June	1,937	3,166
July	3,113	4,433
August	4,394	5,449
September	5,650	6,526
October	7,161	
November	8,655	
December	9,652	
January	10,991	
February	11,728	
March	12,387	
April	12,347	
May	12,313	
June	12,313	

QUALITY

	Quantity	Base Number	Contract	AT	Region	England
% of FP17s for the same patient ID Re-attending within 3 months - Children	85	1,039	8.2%	9.5%	11.3%	11.5%
% of FP17s for the same patient ID Re-attending within 3 months - Adults	330	2,257	14.6%	13.8%	14.7%	15.4%
% of FP17s for the same patient ID Re-attending between 3 & 9 months - Children	740	1,039	71.2%	62.3%	60.8%	59.7%
% of FP17s for the same patient ID Re-attending between 3 & 9 months - Adults	1,103	2,257	48.9%	53.1%	52.8%	51.7%
% of FP17s for Band 1 Urgent Courses	235	3,288	7.1%	8.3%	8.2%	9.2%
% of FP17s Relating to Free Repair or Replacements	49	3,288	1.5%	0.7%	0.7%	0.7%
% of FP17s Relating to Continuations	44	3,288	1.3%	0.8%	0.8%	0.8%
% of Patients satisfied with the dentistry they have received	3	3	N/A	91.5%	93.2%	93.5%
% of Patients satisfied with the time they had to wait for an appointment	3	3	N/A	86.4%	88.5%	87.4%

* This is based on patients treated on this contract for their most recent course of treatment.

Figures in italics indicate the base number of FP17s or Patient Questionnaire responses are less than 100. N/A is shown where the base number of responses is less than 10 during the period. % is calculated as Quantity/Base number*100

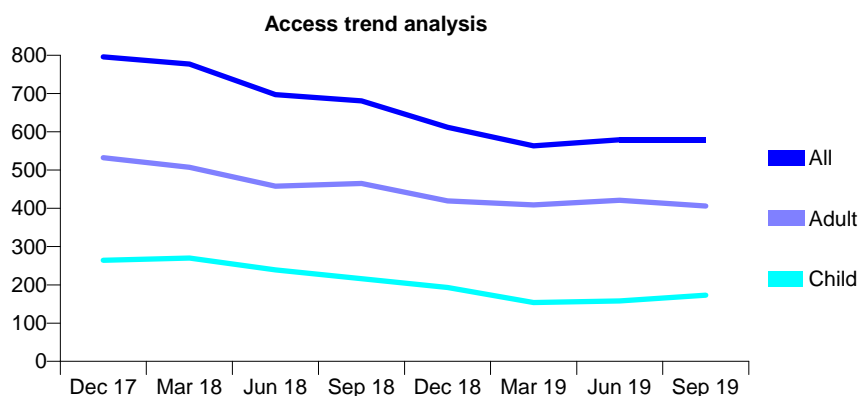
Q59 - Vital Signs At a Glance Contract Report for 101362/0049 - September 2019

Name or company name	Rodericks Dental Limited
Contract type name	GDS Contract
Purpose of contract	General
Contract start date	01/04/2012
Contract end date	

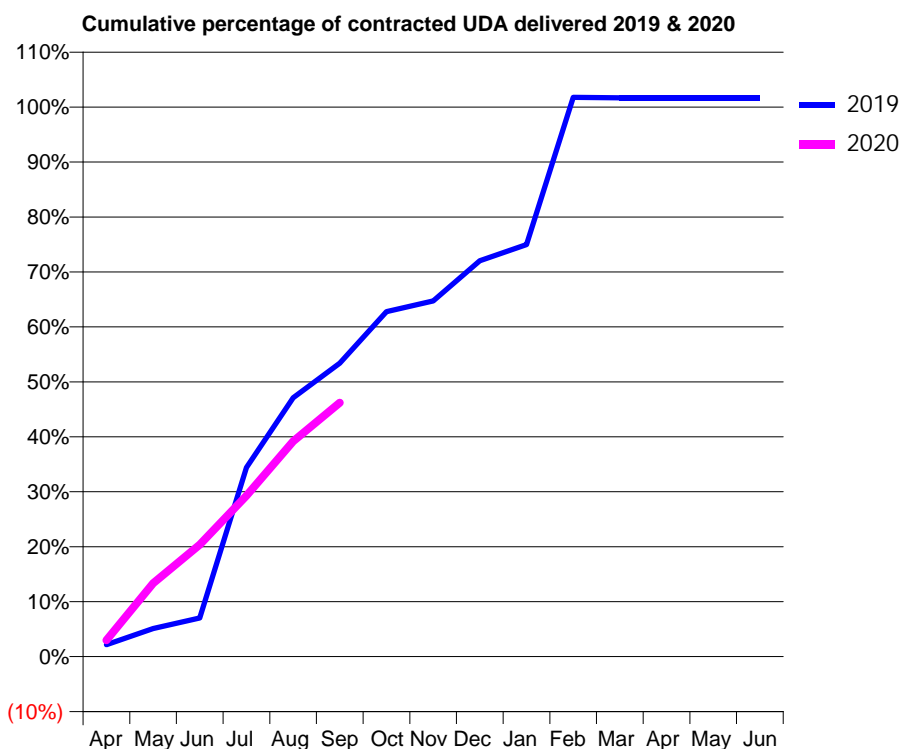
19/20 Contracted general activity (UDA)	1,383
Carry forward general activity (UDA)	0
19/20 Contracted orthodontic activity (UOA)	0
Carry forward orthodontic activity (UOA)	0
Baseline contract value	£32,678.61

ACCESS*

Patients seen in 24 months	Total	Change since previous quarter
Quarter ending September 2018	681	
Quarter ending December 2018	612	↓
Quarter ending March 2019	563	↓
Quarter ending June 2019	579	↑
Quarter ending September 2019	579	→
Variance since September 2018	(15.0%)	↓



ACTIVITY



Month	Adjusted Scheduled Activity (UDA)	
	2019	2020
April	30	41
May	71	185
June	97	282
July	476	405
August	652	542
September	738	639
October	868	
November	895	
December	996	
January	1,037	
February	1,407	
March	1,406	
April	1,406	
May	1,406	
June	1,406	

QUALITY

	Quantity	Base Number	Contract	AT	Region	England
% of FP17s for the same patient ID Re-attending within 3 months - Children	1	129	0.8%	9.5%	11.3%	11.5%
% of FP17s for the same patient ID Re-attending within 3 months - Adults	6	225	2.7%	13.8%	14.7%	15.4%
% of FP17s for the same patient ID Re-attending between 3 & 9 months - Children	11	129	8.5%	62.3%	60.8%	59.7%
% of FP17s for the same patient ID Re-attending between 3 & 9 months - Adults	13	225	5.8%	53.1%	52.8%	51.7%
% of FP17s for Band 1 Urgent Courses	34	353	9.6%	8.3%	8.2%	9.2%
% of FP17s Relating to Free Repair or Replacements	2	353	0.6%	0.7%	0.7%	0.7%
% of FP17s Relating to Continuations	1	353	0.3%	0.8%	0.8%	0.8%
% of Patients satisfied with the dentistry they have received	0	0	N/A	91.5%	93.2%	93.5%
% of Patients satisfied with the time they had to wait for an appointment	0	0	N/A	86.4%	88.5%	87.4%

* This is based on patients treated on this contract for their most recent course of treatment. Figures in italics indicate the base number of FP17s or Patient Questionnaire responses are less than 100. N/A is shown where the base number of responses is less than 10 during the period. % is calculated as Quantity/Base number*100

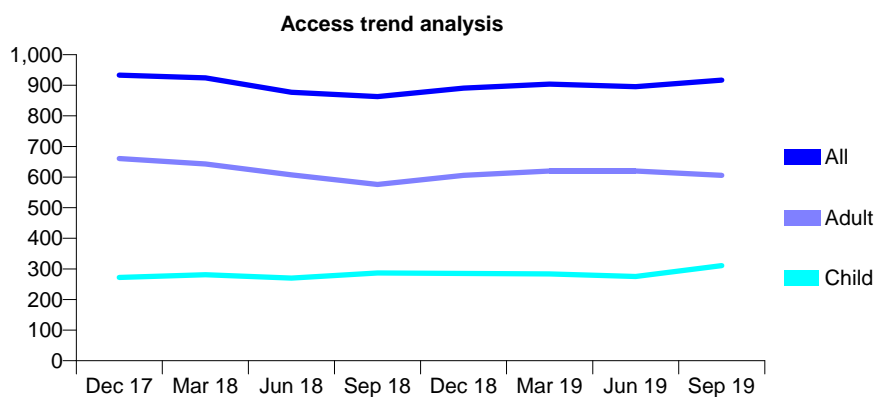
Q59 - Vital Signs At a Glance Contract Report for 101370/0033 - September 2019

Name or company name	Petrie Tucker & Partners Ltd
Contract type name	GDS Contract
Purpose of contract	General and Orthodontic
Contract start date	01/04/2006
Contract end date	

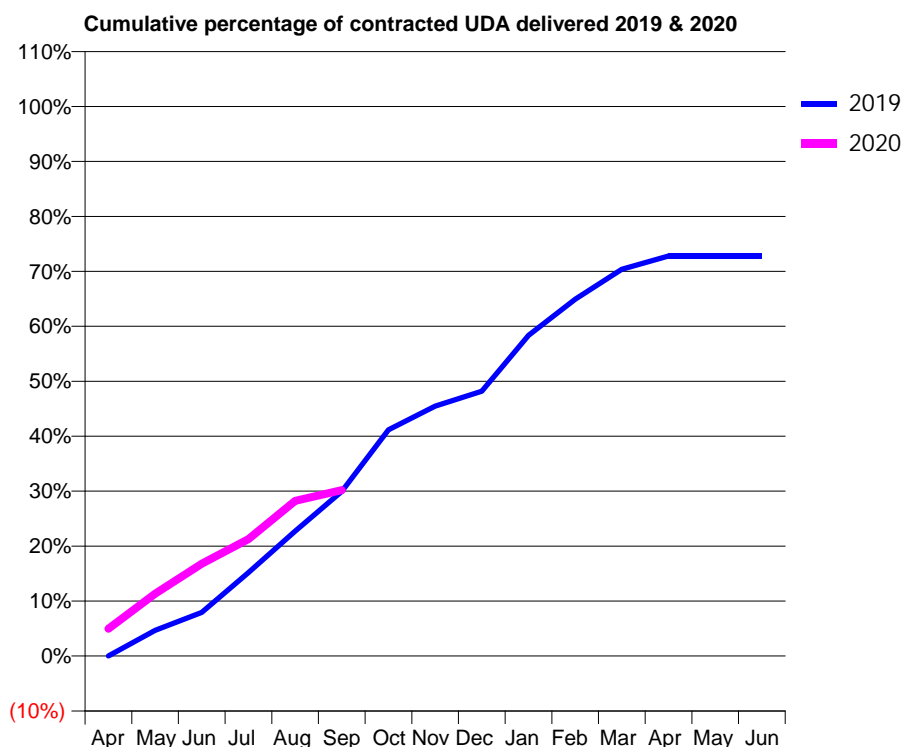
19/20 Contracted general activity (UDA)	2,500
Carry forward general activity (UDA)	0
19/20 Contracted orthodontic activity (UOA)	4,510
Carry forward orthodontic activity (UOA)	0
Baseline contract value	£372,074.95

ACCESS*

Patients seen in 24 months	Total	Change since previous quarter
Quarter ending September 2018	863	
Quarter ending December 2018	891	↑
Quarter ending March 2019	904	→
Quarter ending June 2019	895	→
Quarter ending September 2019	917	↑
Variance since September 2018	6.3%	↑



ACTIVITY



Month	Adjusted Scheduled Activity (UDA)	
	2019	2020
April	0	124
May	117	284
June	199	420
July	380	532
August	568	706
September	749	754
October	1,029	
November	1,137	
December	1,205	
January	1,459	
February	1,623	
March	1,759	
April	1,820	
May	1,820	
June	1,820	

QUALITY

	Quantity	Base Number	Contract	AT	Region	England
% of FP17s for the same patient ID Re-attending within 3 months - Children	19	358	5.3%	9.5%	11.3%	11.5%
% of FP17s for the same patient ID Re-attending within 3 months - Adults	36	293	12.3%	13.8%	14.7%	15.4%
% of FP17s for the same patient ID Re-attending between 3 & 9 months - Children	67	358	18.7%	62.3%	60.8%	59.7%
% of FP17s for the same patient ID Re-attending between 3 & 9 months - Adults	128	293	43.7%	53.1%	52.8%	51.7%
% of FP17s for Band 1 Urgent Courses	31	369	8.4%	8.3%	8.2%	9.2%
% of FP17s Relating to Free Repair or Replacements	1	369	0.3%	0.7%	0.7%	0.7%
% of FP17s Relating to Continuations	7	369	1.9%	0.8%	0.8%	0.8%
% of Patients satisfied with the dentistry they have received	0	0	N/A	91.5%	93.2%	93.5%
% of Patients satisfied with the time they had to wait for an appointment	0	0	N/A	86.4%	88.5%	87.4%

* This is based on patients treated on this contract for their most recent course of treatment. Figures in italics indicate the base number of FP17s or Patient Questionnaire responses are less than 100. N/A is shown where the base number of responses is less than 10 during the period. % is calculated as Quantity/Base number*100

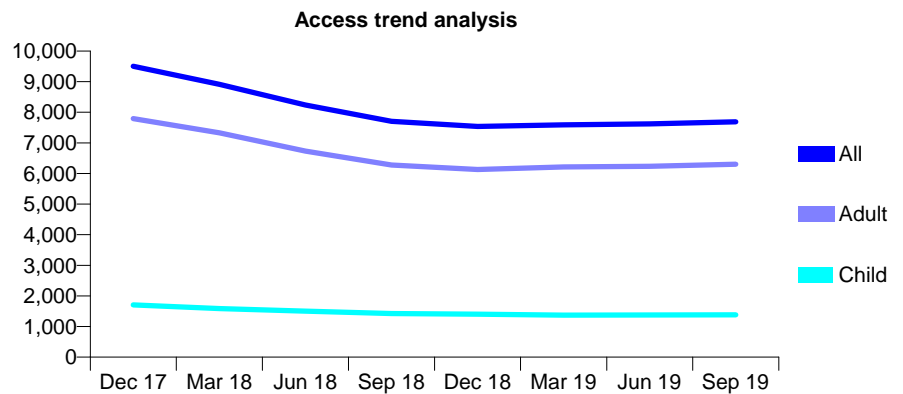
Q59 - Vital Signs At a Glance Contract Report for 101370/0034 - September 2019

Name or company name	Petrie Tucker & Partners Ltd
Contract type name	GDS Contract
Purpose of contract	General
Contract start date	01/04/2006
Contract end date	

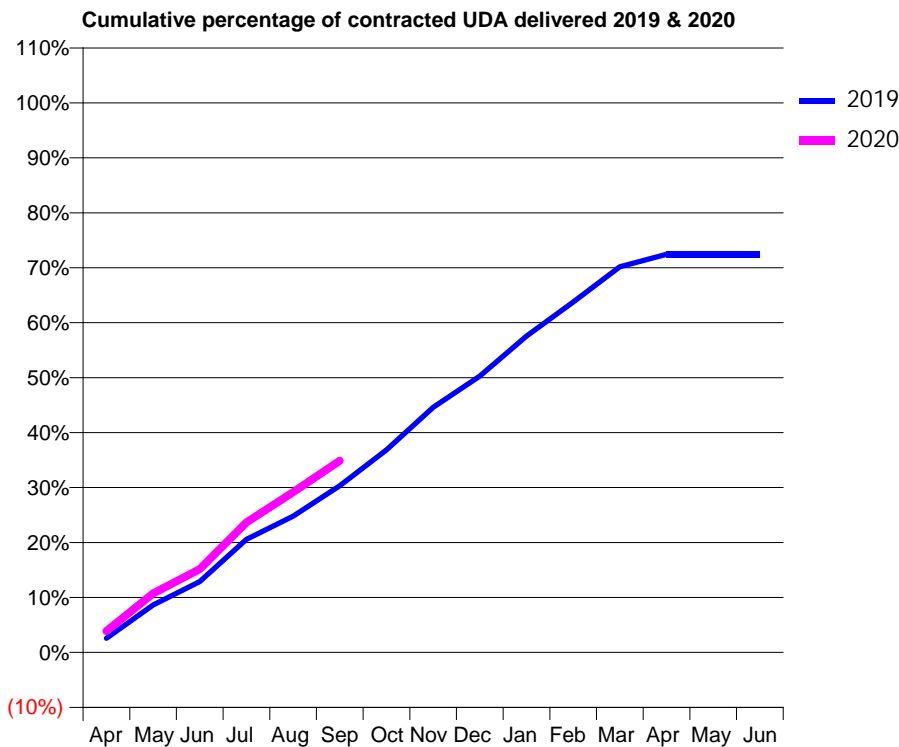
19/20 Contracted general activity (UDA)	27,186
Carry forward general activity (UDA)	0
19/20 Contracted orthodontic activity (UOA)	0
Carry forward orthodontic activity (UOA)	0
Baseline contract value	£674,522.61

ACCESS*

Patients seen in 24 months	Total	Change since previous quarter
Quarter ending September 2018	7,706	
Quarter ending December 2018	7,535	↓
Quarter ending March 2019	7,588	→
Quarter ending June 2019	7,618	→
Quarter ending September 2019	7,688	→
Variance since September 2018	(0.2%)	→



ACTIVITY



Month	2019	2020
April	704	1,059
May	2,343	2,918
June	3,506	4,122
July	5,591	6,437
August	6,739	7,932
September	8,250	9,481
October	10,020	
November	12,130	
December	13,665	
January	15,650	
February	17,335	
March	19,076	
April	19,693	
May	19,697	
June	19,697	

QUALITY

	Quantity	Base Number	Contract	AT	Region	England
% of FP17s for the same patient ID Re-attending within 3 months - Children	32	967	3.3%	9.5%	11.3%	11.5%
% of FP17s for the same patient ID Re-attending within 3 months - Adults	299	3,992	7.5%	13.8%	14.7%	15.4%
% of FP17s for the same patient ID Re-attending between 3 & 9 months - Children	555	967	57.4%	62.3%	60.8%	59.7%
% of FP17s for the same patient ID Re-attending between 3 & 9 months - Adults	1,731	3,992	43.4%	53.1%	52.8%	51.7%
% of FP17s for Band 1 Urgent Courses	81	4,662	1.7%	8.3%	8.2%	9.2%
% of FP17s Relating to Free Repair or Replacements	23	4,662	0.5%	0.7%	0.7%	0.7%
% of FP17s Relating to Continuations	76	4,662	1.6%	0.8%	0.8%	0.8%
% of Patients satisfied with the dentistry they have received	7	8	N/A	91.5%	93.2%	93.5%
% of Patients satisfied with the time they had to wait for an appointment	7	8	N/A	86.4%	88.5%	87.4%

* This is based on patients treated on this contract for their most recent course of treatment. Figures in italics indicate the base number of FP17s or Patient Questionnaire responses are less than 100. N/A is shown where the base number of responses is less than 10 during the period. % is calculated as Quantity/Base number*100

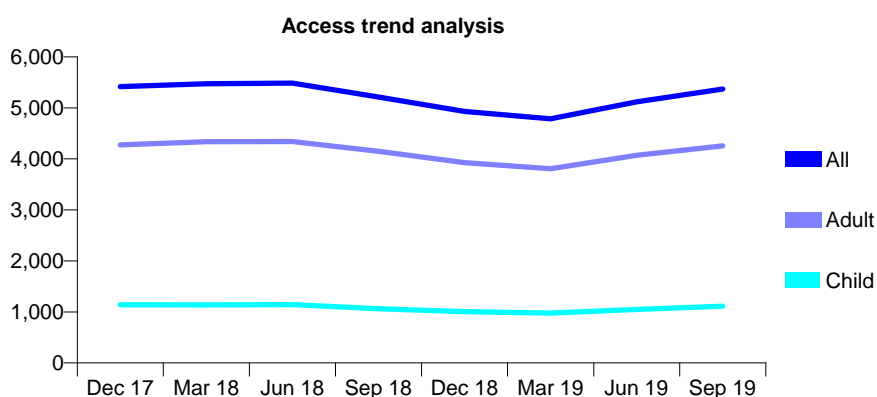
Q59 - Vital Signs At a Glance Contract Report for 101370/0035 - September 2019

Name or company name	Petrie Tucker & Partners Ltd
Contract type name	GDS Contract
Purpose of contract	General
Contract start date	01/04/2006
Contract end date	

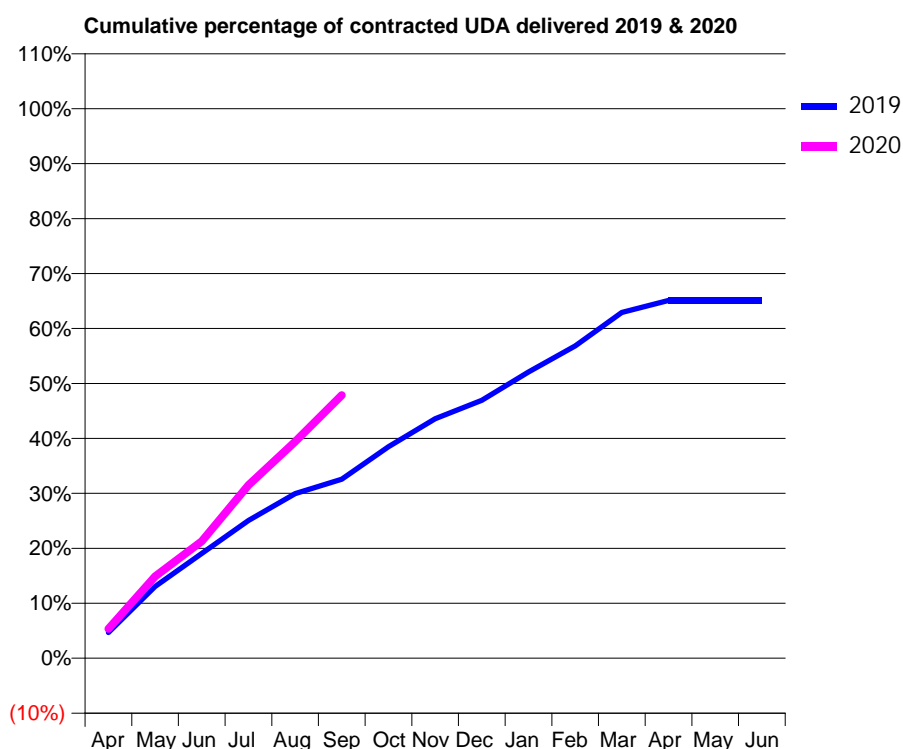
19/20 Contracted general activity (UDA)	19,958
Carry forward general activity (UDA)	0
19/20 Contracted orthodontic activity (UOA)	0
Carry forward orthodontic activity (UOA)	0
Baseline contract value	£545,186.95

ACCESS*

Patients seen in 24 months	Total	Change since previous quarter
Quarter ending September 2018	5,212	
Quarter ending December 2018	4,930	↓
Quarter ending March 2019	4,785	↓
Quarter ending June 2019	5,117	↑
Quarter ending September 2019	5,369	↑
Variance since September 2018	3.0%	↑



ACTIVITY



Month	2019	2020
April	932	1,068
May	2,608	2,974
June	3,802	4,245
July	4,999	6,285
August	5,981	7,867
September	6,504	9,551
October	7,685	
November	8,694	
December	9,365	
January	10,394	
February	11,345	
March	12,554	
April	12,994	
May	12,994	
June	12,994	

QUALITY

	Quantity	Base Number	Contract	AT	Region	England
% of FP17s for the same patient ID Re-attending within 3 months - Children	53	835	6.3%	9.5%	11.3%	11.5%
% of FP17s for the same patient ID Re-attending within 3 months - Adults	333	3,032	11.0%	13.8%	14.7%	15.4%
% of FP17s for the same patient ID Re-attending between 3 & 9 months - Children	305	835	36.5%	62.3%	60.8%	59.7%
% of FP17s for the same patient ID Re-attending between 3 & 9 months - Adults	1,173	3,032	38.7%	53.1%	52.8%	51.7%
% of FP17s for Band 1 Urgent Courses	150	3,677	4.1%	8.3%	8.2%	9.2%
% of FP17s Relating to Free Repair or Replacements	29	3,677	0.8%	0.7%	0.7%	0.7%
% of FP17s Relating to Continuations	123	3,677	3.3%	0.8%	0.8%	0.8%
% of Patients satisfied with the dentistry they have received	3	3	N/A	91.5%	93.2%	93.5%
% of Patients satisfied with the time they had to wait for an appointment	0	3	N/A	86.4%	88.5%	87.4%

* This is based on patients treated on this contract for their most recent course of treatment.

Figures in italics indicate the base number of FP17s or Patient Questionnaire responses are less than 100. N/A is shown where the base number of responses is less than 10 during the period. % is calculated as Quantity/Base number*100

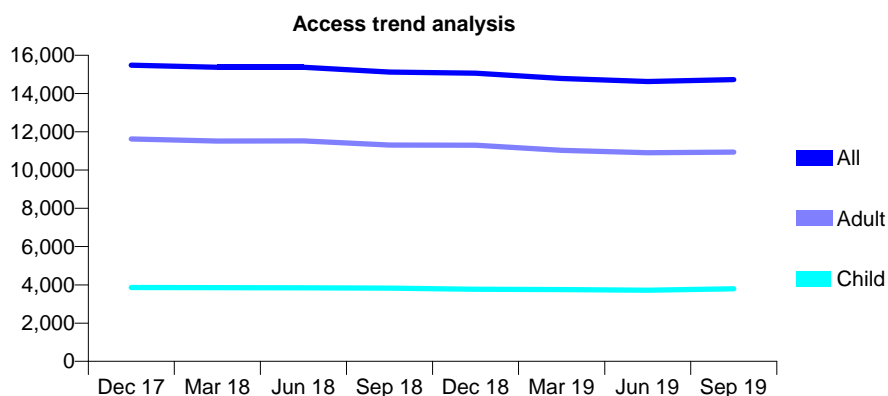
Q59 - Vital Signs At a Glance Contract Report for 101370/0085 - September 2019

Name or company name	Petrie Tucker & Partners Ltd
Contract type name	GDS Contract
Purpose of contract	General
Contract start date	01/04/2007
Contract end date	

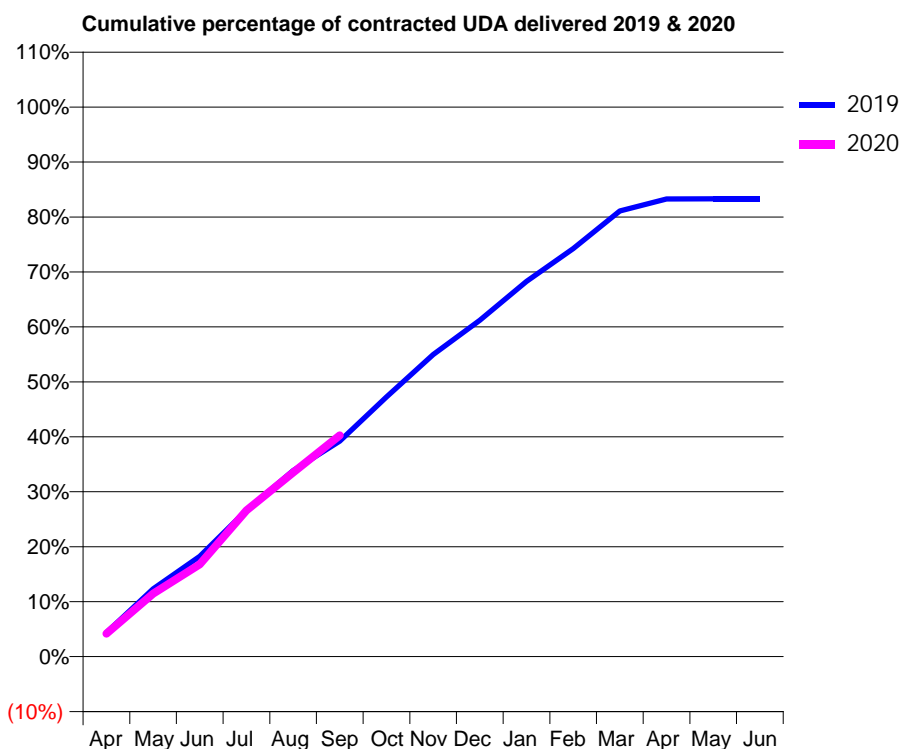
19/20 Contracted general activity (UDA)	41,556
Carry forward general activity (UDA)	0
19/20 Contracted orthodontic activity (UOA)	0
Carry forward orthodontic activity (UOA)	0
Baseline contract value	£1,073,566.27

ACCESS*

Patients seen in 24 months	Total	Change since previous quarter
Quarter ending September 2018	15,127	
Quarter ending December 2018	15,065	→
Quarter ending March 2019	14,787	↓
Quarter ending June 2019	14,627	↓
Quarter ending September 2019	14,731	→
Variance since September 2018	(2.6%)	↓



ACTIVITY



Month	Adjusted Scheduled Activity (UDA)	
	2019	2020
April	1,821	1,739
May	5,128	4,769
June	7,586	6,974
July	11,070	11,053
August	14,074	13,922
September	16,298	16,730
October	19,643	
November	22,851	
December	25,440	
January	28,376	
February	30,852	
March	33,693	
April	34,608	
May	34,617	
June	34,615	

QUALITY

	Quantity	Base Number	Contract	AT	Region	England
% of FP17s for the same patient ID Re-attending within 3 months - Children	106	2,461	4.3%	9.5%	11.3%	11.5%
% of FP17s for the same patient ID Re-attending within 3 months - Adults	488	5,477	8.9%	13.8%	14.7%	15.4%
% of FP17s for the same patient ID Re-attending between 3 & 9 months - Children	1,370	2,461	55.7%	62.3%	60.8%	59.7%
% of FP17s for the same patient ID Re-attending between 3 & 9 months - Adults	1,760	5,477	32.1%	53.1%	52.8%	51.7%
% of FP17s for Band 1 Urgent Courses	340	7,536	4.5%	8.3%	8.2%	9.2%
% of FP17s Relating to Free Repair or Replacements	44	7,536	0.6%	0.7%	0.7%	0.7%
% of FP17s Relating to Continuations	80	7,536	1.1%	0.8%	0.8%	0.8%
% of Patients satisfied with the dentistry they have received	3	3	N/A	91.5%	93.2%	93.5%
% of Patients satisfied with the time they had to wait for an appointment	3	3	N/A	86.4%	88.5%	87.4%

* This is based on patients treated on this contract for their most recent course of treatment. Figures in italics indicate the base number of FP17s or Patient Questionnaire responses are less than 100. N/A is shown where the base number of responses is less than 10 during the period. % is calculated as Quantity/Base number*100

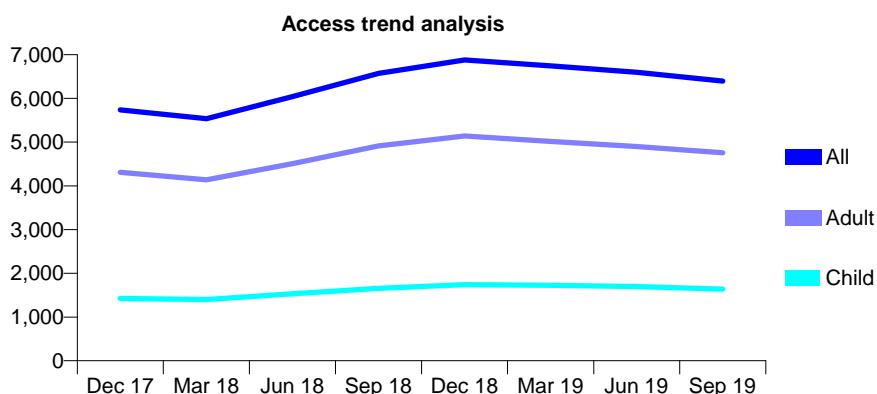
Q59 - Vital Signs At a Glance Contract Report for 101435/0052 - September 2019

Name or company name	IDH Limited
Contract type name	GDS Contract
Purpose of contract	General
Contract start date	05/02/2007
Contract end date	

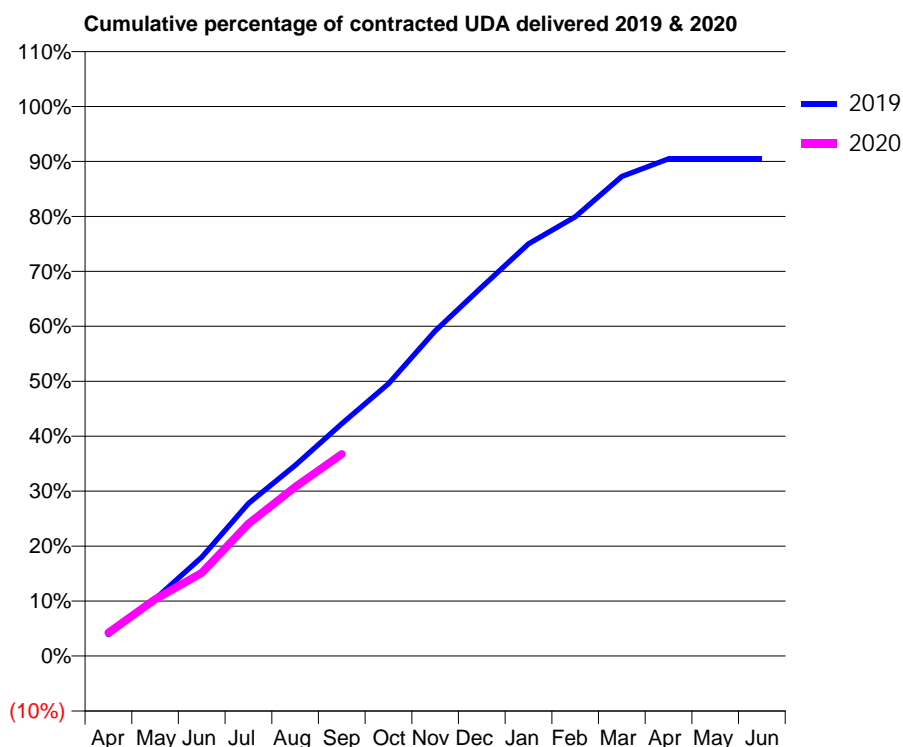
19/20 Contracted general activity (UDA)	20,578
Carry forward general activity (UDA)	0
19/20 Contracted orthodontic activity (UOA)	0
Carry forward orthodontic activity (UOA)	0
Baseline contract value	£477,846.64

ACCESS*

Patients seen in 24 months	Total	Change since previous quarter
Quarter ending September 2018	6,570	
Quarter ending December 2018	6,880	↑
Quarter ending March 2019	6,741	↓
Quarter ending June 2019	6,597	↓
Quarter ending September 2019	6,397	↓
Variance since September 2018	(2.6%)	↓



ACTIVITY



Month	Adjusted Scheduled Activity (UDA)	
	2019	2020
April	780	872
May	2,080	2,125
June	3,598	3,114
July	5,548	4,950
August	6,931	6,331
September	8,442	7,559
October	9,901	
November	11,822	
December	13,417	
January	14,986	
February	15,970	
March	17,440	
April	18,079	
May	18,081	
June	18,081	

QUALITY

	Quantity	Base Number	Contract	AT	Region	England
% of FP17s for the same patient ID Re-attending within 3 months - Children	55	1,253	4.4%	9.5%	11.3%	11.5%
% of FP17s for the same patient ID Re-attending within 3 months - Adults	308	2,898	10.6%	13.8%	14.7%	15.4%
% of FP17s for the same patient ID Re-attending between 3 & 9 months - Children	760	1,253	60.7%	62.3%	60.8%	59.7%
% of FP17s for the same patient ID Re-attending between 3 & 9 months - Adults	1,642	2,898	56.7%	53.1%	52.8%	51.7%
% of FP17s for Band 1 Urgent Courses	176	3,873	4.5%	8.3%	8.2%	9.2%
% of FP17s Relating to Free Repair or Replacements	39	3,873	1.0%	0.7%	0.7%	0.7%
% of FP17s Relating to Continuations	72	3,873	1.9%	0.8%	0.8%	0.8%
% of Patients satisfied with the dentistry they have received	0	0	N/A	91.5%	93.2%	93.5%
% of Patients satisfied with the time they had to wait for an appointment	0	0	N/A	86.4%	88.5%	87.4%

* This is based on patients treated on this contract for their most recent course of treatment.

Figures in italics indicate the base number of FP17s or Patient Questionnaire responses are less than 100. N/A is shown where the base number of responses is less than 10 during the period. % is calculated as Quantity/Base number*100

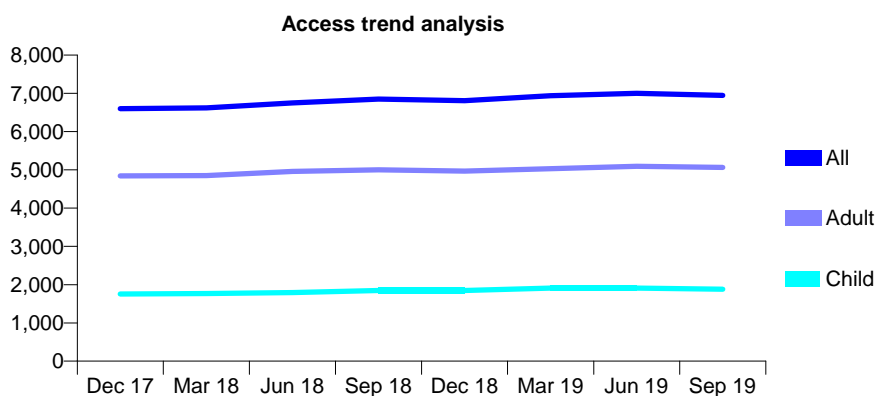
Q59 - Vital Signs At a Glance Contract Report for 101435/0053 - September 2019

Name or company name	IDH Limited
Contract type name	GDS Contract
Purpose of contract	General
Contract start date	01/12/2006
Contract end date	

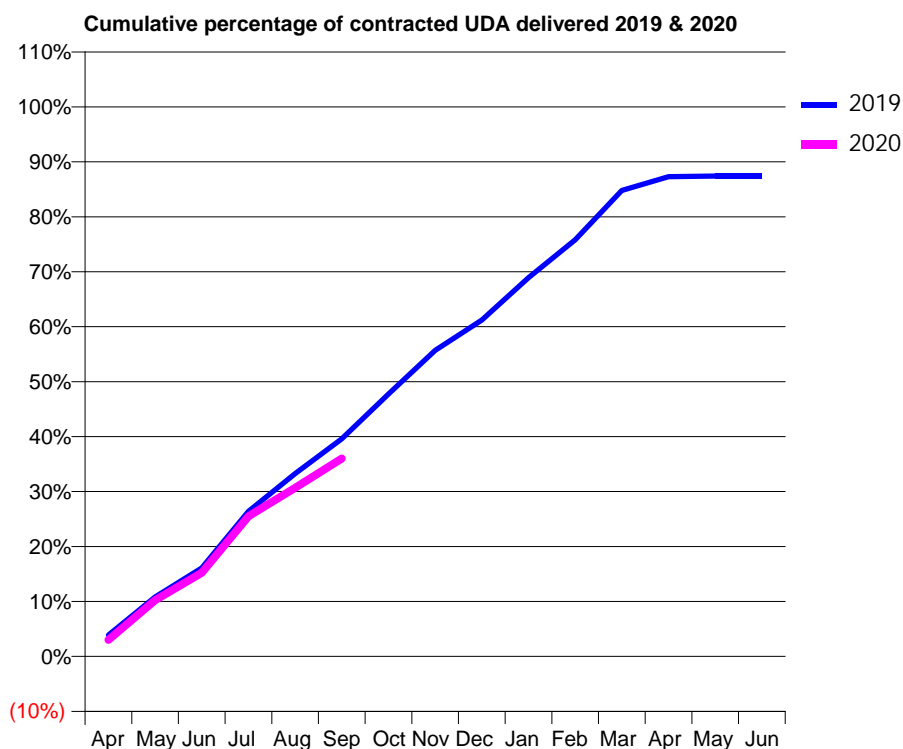
19/20 Contracted general activity (UDA)	22,000
Carry forward general activity (UDA)	0
19/20 Contracted orthodontic activity (UOA)	0
Carry forward orthodontic activity (UOA)	0
Baseline contract value	£495,292.85

ACCESS*

Patients seen in 24 months	Total	Change since previous quarter
Quarter ending September 2018	6,848	
Quarter ending December 2018	6,811	→
Quarter ending March 2019	6,938	→
Quarter ending June 2019	7,001	→
Quarter ending September 2019	6,944	→
Variance since September 2018	1.4%	→



ACTIVITY



Month	2019	2020
April	857	666
May	2,378	2,254
June	3,541	3,351
July	5,806	5,608
August	7,320	6,751
September	8,708	7,928
October	10,504	
November	12,253	
December	13,469	
January	15,167	
February	16,680	
March	18,654	
April	19,204	
May	19,231	
June	19,232	

QUALITY

	Quantity	Base Number	Contract	AT	Region	England
% of FP17s for the same patient ID Re-attending within 3 months - Children	73	1,273	5.7%	9.5%	11.3%	11.5%
% of FP17s for the same patient ID Re-attending within 3 months - Adults	319	2,972	10.7%	13.8%	14.7%	15.4%
% of FP17s for the same patient ID Re-attending between 3 & 9 months - Children	686	1,273	53.9%	62.3%	60.8%	59.7%
% of FP17s for the same patient ID Re-attending between 3 & 9 months - Adults	1,154	2,972	38.8%	53.1%	52.8%	51.7%
% of FP17s for Band 1 Urgent Courses	55	3,964	1.4%	8.3%	8.2%	9.2%
% of FP17s Relating to Free Repair or Replacements	11	3,964	0.3%	0.7%	0.7%	0.7%
% of FP17s Relating to Continuations	120	3,964	3.0%	0.8%	0.8%	0.8%
% of Patients satisfied with the dentistry they have received	7	7	N/A	91.5%	93.2%	93.5%
% of Patients satisfied with the time they had to wait for an appointment	6	7	N/A	86.4%	88.5%	87.4%

* This is based on patients treated on this contract for their most recent course of treatment. Figures in italics indicate the base number of FP17s or Patient Questionnaire responses are less than 100. N/A is shown where the base number of responses is less than 10 during the period. % is calculated as Quantity/Base number*100

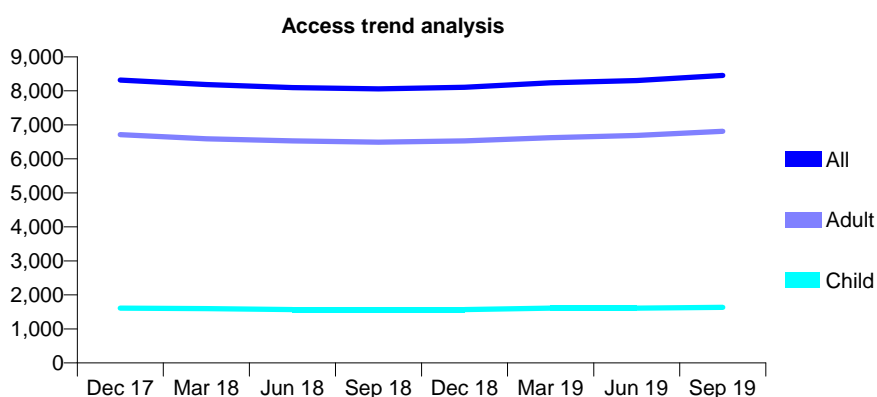
Q59 - Vital Signs At a Glance Contract Report for 103918/0002 - September 2019

Name or company name	Bosworth Dental Limited
Contract type name	GDS Contract
Purpose of contract	General
Contract start date	01/04/2009
Contract end date	

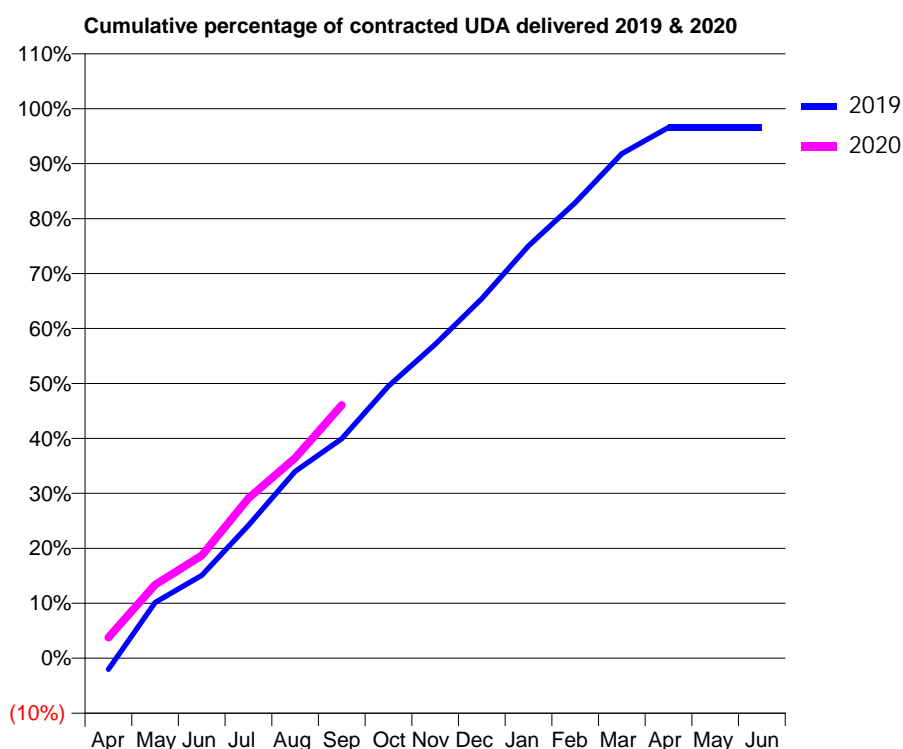
19/20 Contracted general activity (UDA)	20,523
Carry forward general activity (UDA)	0
19/20 Contracted orthodontic activity (UOA)	0
Carry forward orthodontic activity (UOA)	0
Baseline contract value	£586,975.06

ACCESS*

Patients seen in 24 months	Total	Change since previous quarter
Quarter ending September 2018	8,062	
Quarter ending December 2018	8,104	→
Quarter ending March 2019	8,236	→
Quarter ending June 2019	8,304	→
Quarter ending September 2019	8,452	→
Variance since September 2018	4.8%	↑



ACTIVITY



Month	2019	2020
April	-423	776
May	2,083	2,748
June	3,097	3,830
July	4,965	5,972
August	6,981	7,479
September	8,201	9,450
October	10,161	
November	11,728	
December	13,424	
January	15,402	
February	17,008	
March	18,842	
April	19,825	
May	19,826	
June	19,826	

QUALITY

	Quantity	Base Number	Contract	AT	Region	England
% of FP17s for the same patient ID Re-attending within 3 months - Children	80	1,436	5.6%	9.5%	11.3%	11.5%
% of FP17s for the same patient ID Re-attending within 3 months - Adults	542	4,828	11.2%	13.8%	14.7%	15.4%
% of FP17s for the same patient ID Re-attending between 3 & 9 months - Children	1,089	1,436	75.8%	62.3%	60.8%	59.7%
% of FP17s for the same patient ID Re-attending between 3 & 9 months - Adults	2,454	4,828	50.8%	53.1%	52.8%	51.7%
% of FP17s for Band 1 Urgent Courses	471	5,729	8.2%	8.3%	8.2%	9.2%
% of FP17s Relating to Free Repair or Replacements	35	5,729	0.6%	0.7%	0.7%	0.7%
% of FP17s Relating to Continuations	18	5,729	0.3%	0.8%	0.8%	0.8%
% of Patients satisfied with the dentistry they have received	2	3	N/A	91.5%	93.2%	93.5%
% of Patients satisfied with the time they had to wait for an appointment	3	3	N/A	86.4%	88.5%	87.4%

* This is based on patients treated on this contract for their most recent course of treatment.

Figures in italics indicate the base number of FP17s or Patient Questionnaire responses are less than 100. N/A is shown where the base number of responses is less than 10 during the period. % is calculated as Quantity/Base number*100

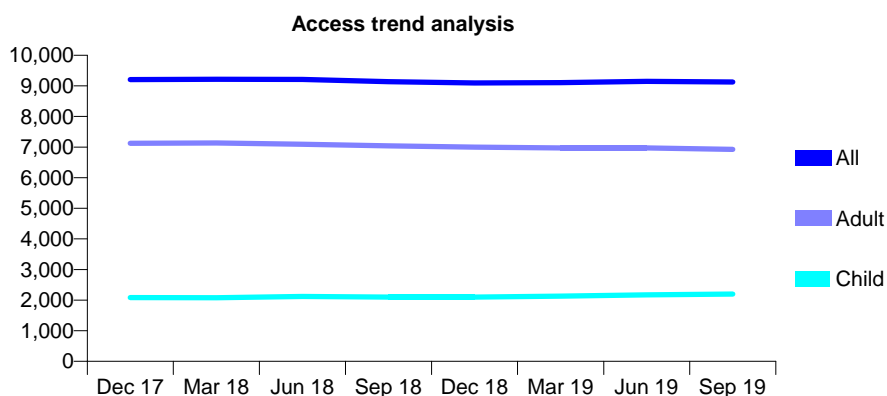
Q59 - Vital Signs At a Glance Contract Report for 105163/0002 - September 2019

Name or company name	J Ahmad, M Hallen, A Persson & A Alfredss
Contract type name	GDS Contract
Purpose of contract	General
Contract start date	01/04/2010
Contract end date	

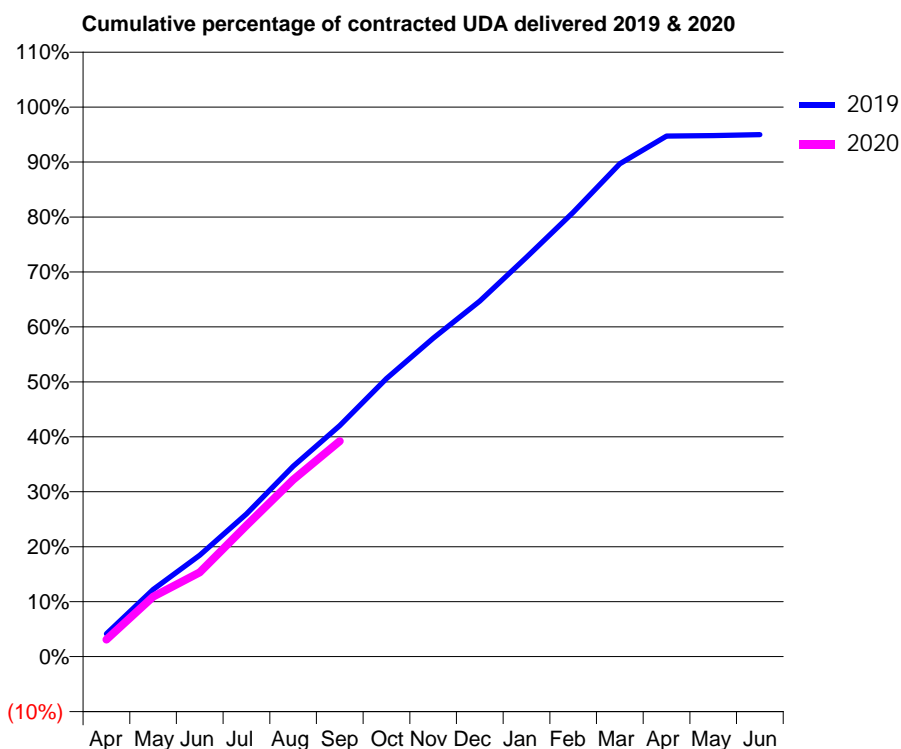
19/20 Contracted general activity (UDA)	28,503
Carry forward general activity (UDA)	0
19/20 Contracted orthodontic activity (UOA)	0
Carry forward orthodontic activity (UOA)	0
Baseline contract value	£841,947.34

ACCESS*

Patients seen in 24 months	Total	Change since previous quarter
Quarter ending September 2018	9,138	
Quarter ending December 2018	9,097	→
Quarter ending March 2019	9,106	→
Quarter ending June 2019	9,146	→
Quarter ending September 2019	9,126	→
Variance since September 2018	(0.1%)	→



ACTIVITY



Month	Adjusted Scheduled Activity (UDA)	
	2019	2020
April	1,187	879
May	3,484	3,107
June	5,262	4,369
July	7,403	6,802
August	9,877	9,178
September	11,982	11,181
October	14,423	
November	16,514	
December	18,440	
January	20,715	
February	23,045	
March	25,559	
April	27,001	
May	27,021	
June	27,069	

QUALITY

	Quantity	Base Number	Contract	AT	Region	England
% of FP17s for the same patient ID Re-attending within 3 months - Children	149	1,701	8.8%	9.5%	11.3%	11.5%
% of FP17s for the same patient ID Re-attending within 3 months - Adults	597	4,190	14.2%	13.8%	14.7%	15.4%
% of FP17s for the same patient ID Re-attending between 3 & 9 months - Children	1,038	1,701	61.0%	62.3%	60.8%	59.7%
% of FP17s for the same patient ID Re-attending between 3 & 9 months - Adults	2,200	4,190	52.5%	53.1%	52.8%	51.7%
% of FP17s for Band 1 Urgent Courses	392	5,338	7.3%	8.3%	8.2%	9.2%
% of FP17s Relating to Free Repair or Replacements	12	5,338	0.2%	0.7%	0.7%	0.7%
% of FP17s Relating to Continuations	105	5,338	2.0%	0.8%	0.8%	0.8%
% of Patients satisfied with the dentistry they have received	10	10	100.0%	91.5%	93.2%	93.5%
% of Patients satisfied with the time they had to wait for an appointment	10	10	100.0%	86.4%	88.5%	87.4%

* This is based on patients treated on this contract for their most recent course of treatment. Figures in italics indicate the base number of FP17s or Patient Questionnaire responses are less than 100. N/A is shown where the base number of responses is less than 10 during the period. % is calculated as Quantity/Base number*100

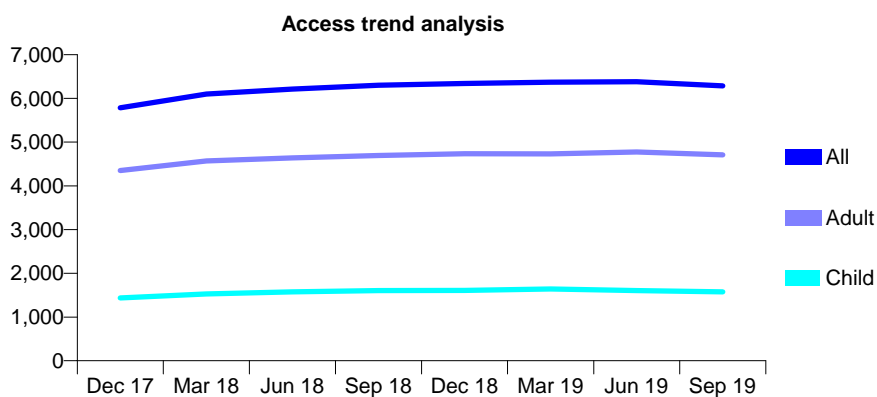
Q59 - Vital Signs At a Glance Contract Report for 105430/0001 - September 2019

Name or company name	Gipsy Lane Dental Ltd
Contract type name	GDS Contract
Purpose of contract	General
Contract start date	01/04/2008
Contract end date	

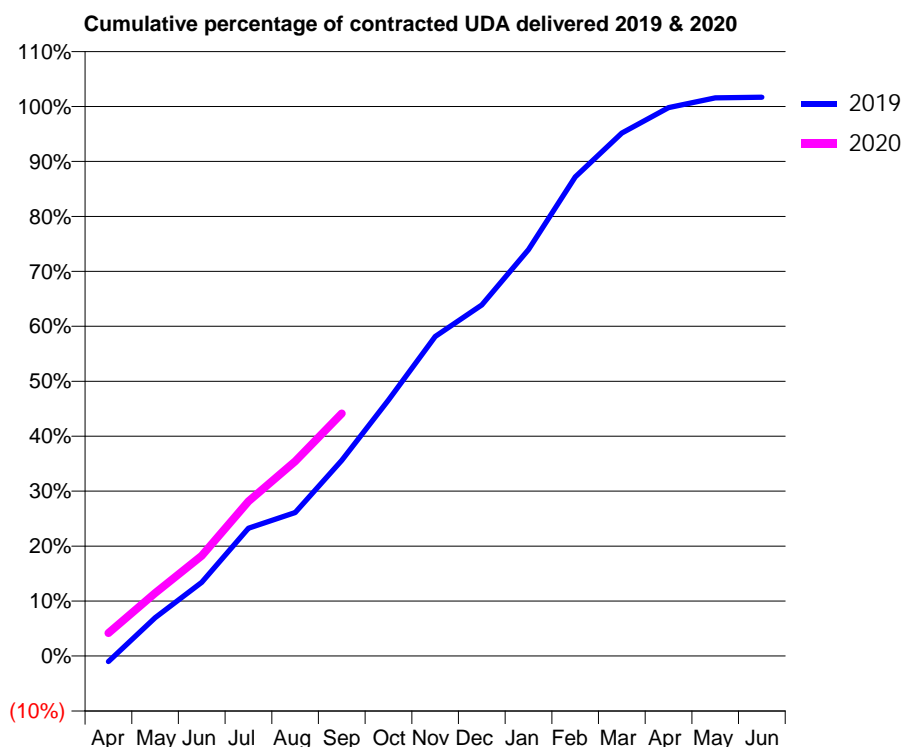
19/20 Contracted general activity (UDA)	15,058
Carry forward general activity (UDA)	0
19/20 Contracted orthodontic activity (UOA)	0
Carry forward orthodontic activity (UOA)	0
Baseline contract value	£392,821.89

ACCESS*

Patients seen in 24 months	Total	Change since previous quarter
Quarter ending September 2018	6,300	
Quarter ending December 2018	6,344	→
Quarter ending March 2019	6,371	→
Quarter ending June 2019	6,381	→
Quarter ending September 2019	6,284	↓
Variance since September 2018	(0.3%)	→



ACTIVITY



Month	Adjusted Scheduled Activity (UDA)	
	2019	2020
April	-155	630
May	1,049	1,726
June	2,020	2,745
July	3,504	4,237
August	3,933	5,338
September	5,361	6,644
October	7,015	
November	8,756	
December	9,621	
January	11,135	
February	13,127	
March	14,328	
April	15,029	
May	15,296	
June	15,313	

QUALITY

	Quantity	Base Number	Contract	AT	Region	England
% of FP17s for the same patient ID Re-attending within 3 months - Children	49	950	5.2%	9.5%	11.3%	11.5%
% of FP17s for the same patient ID Re-attending within 3 months - Adults	271	2,616	10.4%	13.8%	14.7%	15.4%
% of FP17s for the same patient ID Re-attending between 3 & 9 months - Children	609	950	64.1%	62.3%	60.8%	59.7%
% of FP17s for the same patient ID Re-attending between 3 & 9 months - Adults	1,058	2,616	40.4%	53.1%	52.8%	51.7%
% of FP17s for Band 1 Urgent Courses	203	2,915	7.0%	8.3%	8.2%	9.2%
% of FP17s Relating to Free Repair or Replacements	31	2,915	1.1%	0.7%	0.7%	0.7%
% of FP17s Relating to Continuations	15	2,915	0.5%	0.8%	0.8%	0.8%
% of Patients satisfied with the dentistry they have received	6	6	N/A	91.5%	93.2%	93.5%
% of Patients satisfied with the time they had to wait for an appointment	6	6	N/A	86.4%	88.5%	87.4%

* This is based on patients treated on this contract for their most recent course of treatment. Figures in italics indicate the base number of FP17s or Patient Questionnaire responses are less than 100. N/A is shown where the base number of responses is less than 10 during the period. % is calculated as Quantity/Base number*100

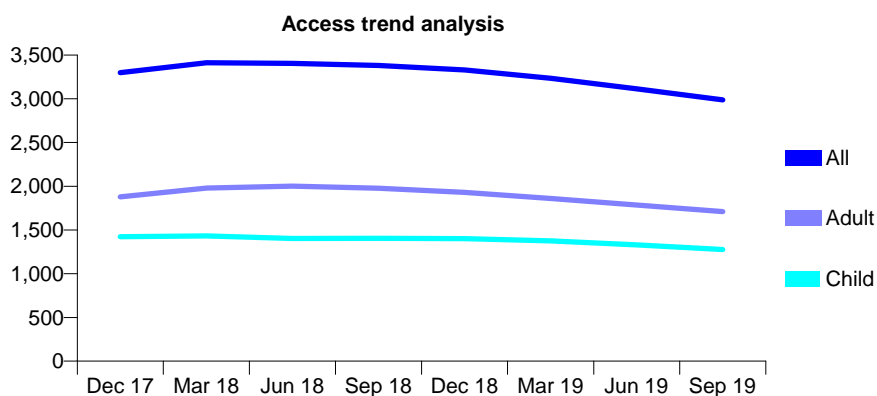
Q59 - Vital Signs At a Glance Contract Report for 106461/0001 - September 2019

Name or company name	Mr M Hamburger & Mrs R Sadler
Contract type name	GDS Contract
Purpose of contract	General
Contract start date	01/09/2006
Contract end date	

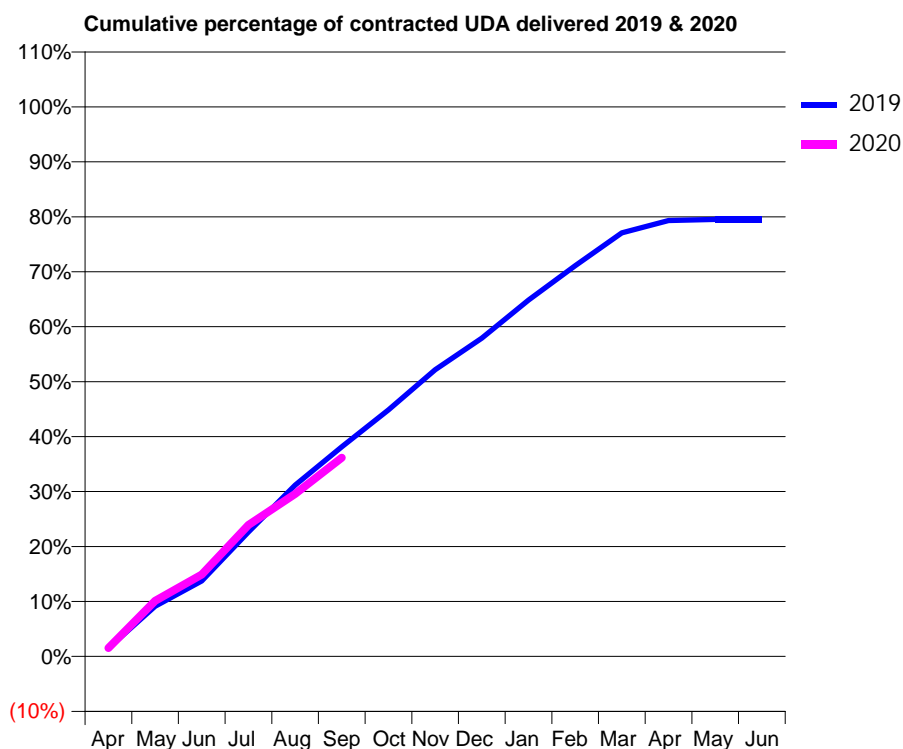
19/20 Contracted general activity (UDA)	8,500
Carry forward general activity (UDA)	0
19/20 Contracted orthodontic activity (UOA)	0
Carry forward orthodontic activity (UOA)	0
Baseline contract value	£204,425.00

ACCESS*

Patients seen in 24 months	Total	Change since previous quarter
Quarter ending September 2018	3,382	
Quarter ending December 2018	3,330	↓
Quarter ending March 2019	3,235	↓
Quarter ending June 2019	3,114	↓
Quarter ending September 2019	2,987	↓
Variance since September 2018	(11.7%)	↓



ACTIVITY



Month	2019	2020
April	159	131
May	958	861
June	1,442	1,267
July	2,379	2,035
August	3,274	2,513
September	4,005	3,075
October	4,710	
November	5,478	
December	6,080	
January	6,806	
February	7,465	
March	8,092	
April	8,328	
May	8,349	
June	8,349	

QUALITY

	Quantity	Base Number	Contract	AT	Region	England
% of FP17s for the same patient ID Re-attending within 3 months - Children	74	1,008	7.3%	9.5%	11.3%	11.5%
% of FP17s for the same patient ID Re-attending within 3 months - Adults	145	834	17.4%	13.8%	14.7%	15.4%
% of FP17s for the same patient ID Re-attending between 3 & 9 months - Children	764	1,008	75.8%	62.3%	60.8%	59.7%
% of FP17s for the same patient ID Re-attending between 3 & 9 months - Adults	487	834	58.4%	53.1%	52.8%	51.7%
% of FP17s for Band 1 Urgent Courses	86	1,712	5.0%	8.3%	8.2%	9.2%
% of FP17s Relating to Free Repair or Replacements	0	1,712	0.0%	0.7%	0.7%	0.7%
% of FP17s Relating to Continuations	34	1,712	2.0%	0.8%	0.8%	0.8%
% of Patients satisfied with the dentistry they have received	0	0	N/A	91.5%	93.2%	93.5%
% of Patients satisfied with the time they had to wait for an appointment	0	0	N/A	86.4%	88.5%	87.4%

* This is based on patients treated on this contract for their most recent course of treatment. Figures in italics indicate the base number of FP17s or Patient Questionnaire responses are less than 100. N/A is shown where the base number of responses is less than 10 during the period. % is calculated as Quantity/Base number*100

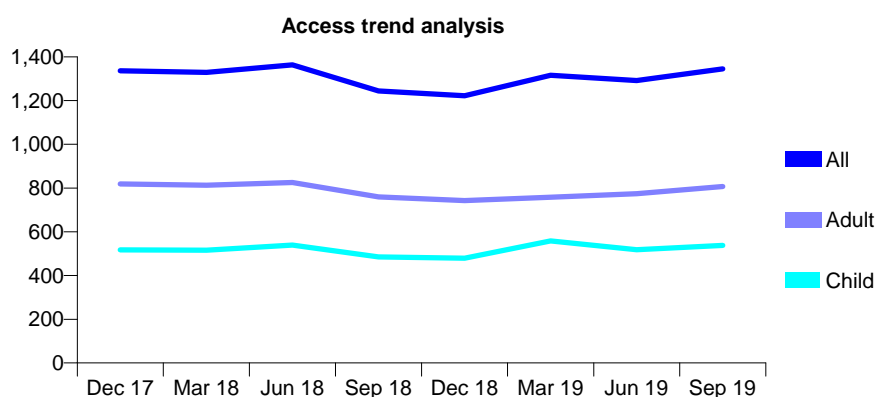
Q59 - Vital Signs At a Glance Contract Report for 108308/0001 - September 2019

Name or company name	Brookview Dental Clinic Limited
Contract type name	GDS Contract
Purpose of contract	General
Contract start date	01/03/2008
Contract end date	

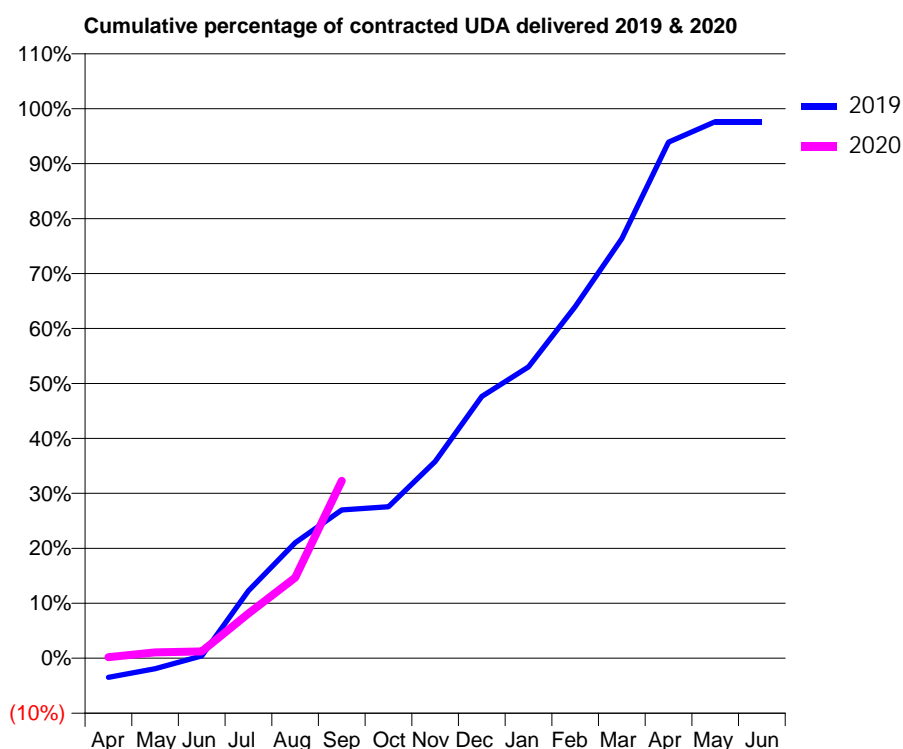
19/20 Contracted general activity (UDA)	1,745
Carry forward general activity (UDA)	0
19/20 Contracted orthodontic activity (UOA)	0
Carry forward orthodontic activity (UOA)	0
Baseline contract value	£42,687.94

ACCESS*

Patients seen in 24 months	Total	Change since previous quarter
Quarter ending September 2018	1,244	
Quarter ending December 2018	1,222	↓
Quarter ending March 2019	1,316	↑
Quarter ending June 2019	1,292	↓
Quarter ending September 2019	1,345	↑
Variance since September 2018	8.1%	↑



ACTIVITY



Month	2019	2020
April	-61	3
May	-34	19
June	7	22
July	215	142
August	367	256
September	471	564
October	481	
November	625	
December	831	
January	925	
February	1,117	
March	1,332	
April	1,639	
May	1,704	
June	1,704	

QUALITY

	Quantity	Base Number	Contract	AT	Region	England
% of FP17s for the same patient ID Re-attending within 3 months - Children	23	440	5.2%	9.5%	11.3%	11.5%
% of FP17s for the same patient ID Re-attending within 3 months - Adults	54	583	9.3%	13.8%	14.7%	15.4%
% of FP17s for the same patient ID Re-attending between 3 & 9 months - Children	221	440	50.2%	62.3%	60.8%	59.7%
% of FP17s for the same patient ID Re-attending between 3 & 9 months - Adults	261	583	44.8%	53.1%	52.8%	51.7%
% of FP17s for Band 1 Urgent Courses	8	326	2.5%	8.3%	8.2%	9.2%
% of FP17s Relating to Free Repair or Replacements	2	326	0.6%	0.7%	0.7%	0.7%
% of FP17s Relating to Continuations	2	326	0.6%	0.8%	0.8%	0.8%
% of Patients satisfied with the dentistry they have received	0	0	N/A	91.5%	93.2%	93.5%
% of Patients satisfied with the time they had to wait for an appointment	0	0	N/A	86.4%	88.5%	87.4%

* This is based on patients treated on this contract for their most recent course of treatment.

Figures in italics indicate the base number of FP17s or Patient Questionnaire responses are less than 100. N/A is shown where the base number of responses is less than 10 during the period. % is calculated as Quantity/Base number*100

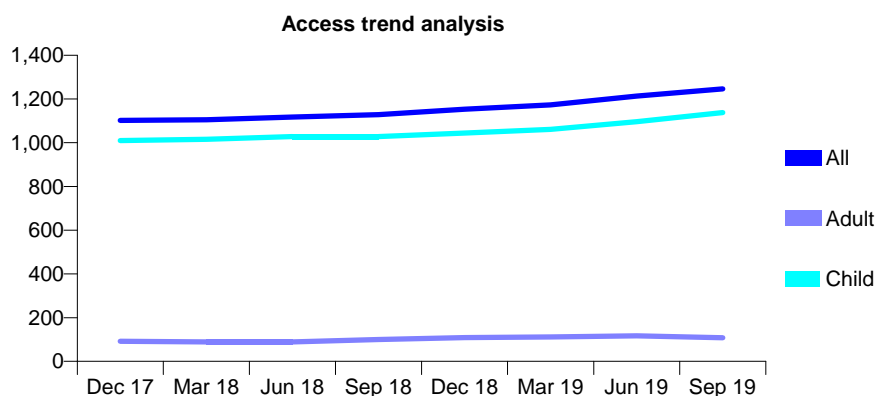
Q59 - Vital Signs At a Glance Contract Report for 109584/0001 - September 2019

Name or company name	Mr M Hamburger & Mrs R P Sadler
Contract type name	GDS Contract
Purpose of contract	General
Contract start date	01/04/2014
Contract end date	

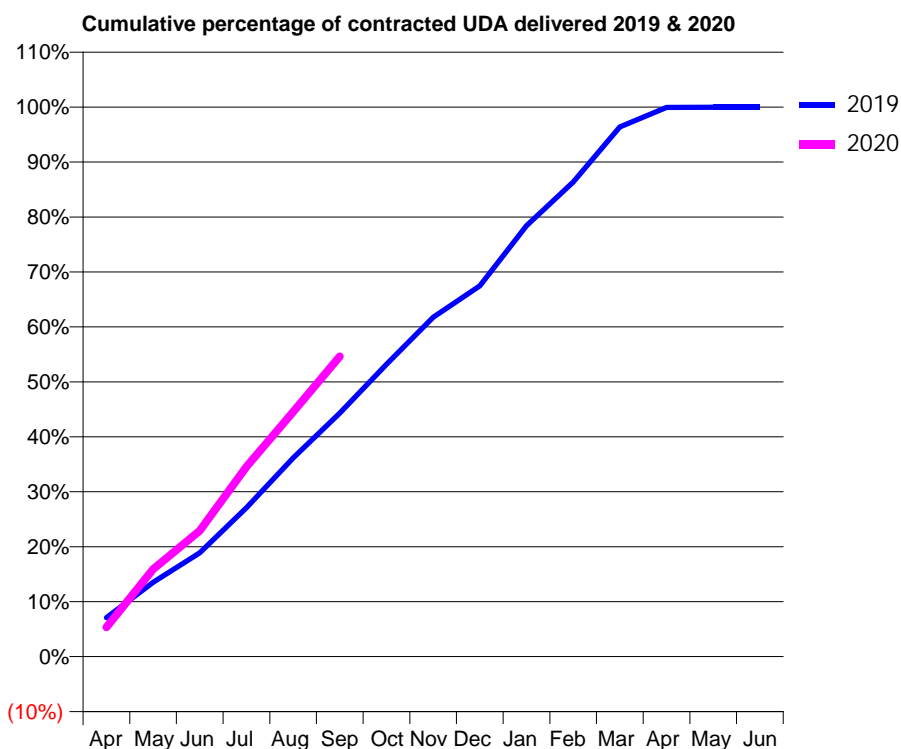
19/20 Contracted general activity (UDA)	2,447
Carry forward general activity (UDA)	0
19/20 Contracted orthodontic activity (UOA)	0
Carry forward orthodontic activity (UOA)	0
Baseline contract value	£76,527.34

ACCESS*

Patients seen in 24 months	Total	Change since previous quarter
Quarter ending September 2018	1,128	
Quarter ending December 2018	1,153	↑
Quarter ending March 2019	1,173	→
Quarter ending June 2019	1,213	↑
Quarter ending September 2019	1,246	↑
Variance since September 2018	10.5%	↑



ACTIVITY



Month	Adjusted Scheduled Activity (UDA)	
	2019	2020
April	174	131
May	331	389
June	462	560
July	663	845
August	885	1,090
September	1,084	1,336
October	1,301	
November	1,511	
December	1,651	
January	1,919	
February	2,113	
March	2,358	
April	2,445	
May	2,446	
June	2,446	

QUALITY

	Quantity	Base Number	Contract	AT	Region	England
% of FP17s for the same patient ID Re-attending within 3 months - Children	75	1,019	7.4%	9.5%	11.3%	11.5%
% of FP17s for the same patient ID Re-attending within 3 months - Adults	0	9	0.0%	13.8%	14.7%	15.4%
% of FP17s for the same patient ID Re-attending between 3 & 9 months - Children	705	1,019	69.2%	62.3%	60.8%	59.7%
% of FP17s for the same patient ID Re-attending between 3 & 9 months - Adults	7	9	77.8%	53.1%	52.8%	51.7%
% of FP17s for Band 1 Urgent Courses	51	959	5.3%	8.3%	8.2%	9.2%
% of FP17s Relating to Free Repair or Replacements	0	959	0.0%	0.7%	0.7%	0.7%
% of FP17s Relating to Continuations	0	959	0.0%	0.8%	0.8%	0.8%
% of Patients satisfied with the dentistry they have received	0	0	N/A	91.5%	93.2%	93.5%
% of Patients satisfied with the time they had to wait for an appointment	0	0	N/A	86.4%	88.5%	87.4%

* This is based on patients treated on this contract for their most recent course of treatment. Figures in italics indicate the base number of FP17s or Patient Questionnaire responses are less than 100. N/A is shown where the base number of responses is less than 10 during the period. % is calculated as Quantity/Base number*100

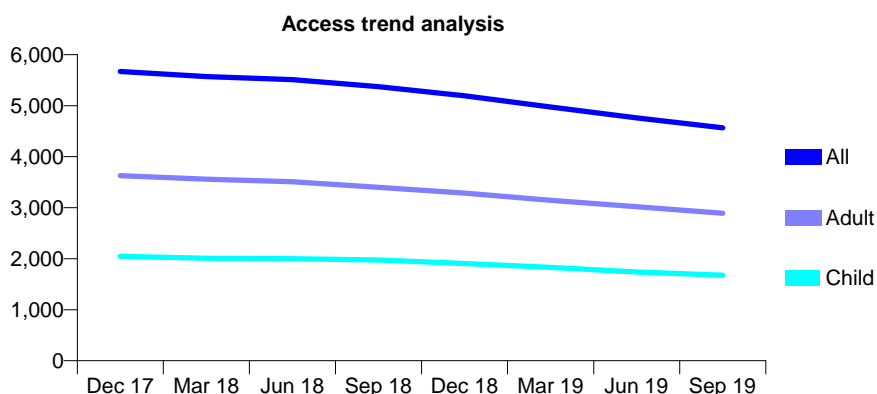
Q59 - Vital Signs At a Glance Contract Report for 109967/0001 - September 2019

Name or company name	Mr F Kadherbhai, Mr N F Kapadia, Mr A Sa
Contract type name	GDS Contract
Purpose of contract	General
Contract start date	01/04/2011
Contract end date	

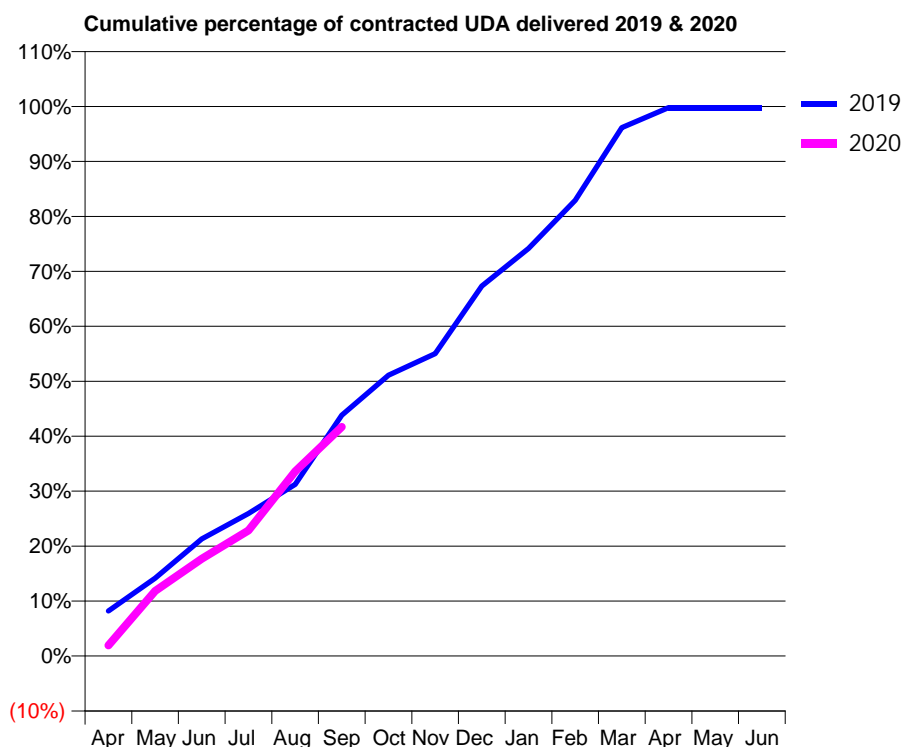
19/20 Contracted general activity (UDA)	13,147
Carry forward general activity (UDA)	0
19/20 Contracted orthodontic activity (UOA)	0
Carry forward orthodontic activity (UOA)	0
Baseline contract value	£373,839.62

ACCESS*

Patients seen in 24 months	Total	Change since previous quarter
Quarter ending September 2018	5,374	
Quarter ending December 2018	5,193	↓
Quarter ending March 2019	4,975	↓
Quarter ending June 2019	4,760	↓
Quarter ending September 2019	4,567	↓
Variance since September 2018	(15.0%)	↓



ACTIVITY



Month	Adjusted Scheduled Activity (UDA)	
	2019	2020
April	1,076	257
May	1,861	1,558
June	2,803	2,327
July	3,408	3,005
August	4,106	4,416
September	5,762	5,484
October	6,719	
November	7,233	
December	8,853	
January	9,748	
February	10,904	
March	12,639	
April	13,120	
May	13,119	
June	13,121	

QUALITY

	Quantity	Base Number	Contract	AT	Region	England
% of FP17s for the same patient ID Re-attending within 3 months - Children	65	1,277	5.1%	9.5%	11.3%	11.5%
% of FP17s for the same patient ID Re-attending within 3 months - Adults	231	1,900	12.2%	13.8%	14.7%	15.4%
% of FP17s for the same patient ID Re-attending between 3 & 9 months - Children	863	1,277	67.6%	62.3%	60.8%	59.7%
% of FP17s for the same patient ID Re-attending between 3 & 9 months - Adults	1,177	1,900	61.9%	53.1%	52.8%	51.7%
% of FP17s for Band 1 Urgent Courses	214	2,576	8.3%	8.3%	8.2%	9.2%
% of FP17s Relating to Free Repair or Replacements	5	2,576	0.2%	0.7%	0.7%	0.7%
% of FP17s Relating to Continuations	10	2,576	0.4%	0.8%	0.8%	0.8%
% of Patients satisfied with the dentistry they have received	2	2	N/A	91.5%	93.2%	93.5%
% of Patients satisfied with the time they had to wait for an appointment	2	2	N/A	86.4%	88.5%	87.4%

* This is based on patients treated on this contract for their most recent course of treatment. Figures in italics indicate the base number of FP17s or Patient Questionnaire responses are less than 100. N/A is shown where the base number of responses is less than 10 during the period. % is calculated as Quantity/Base number*100

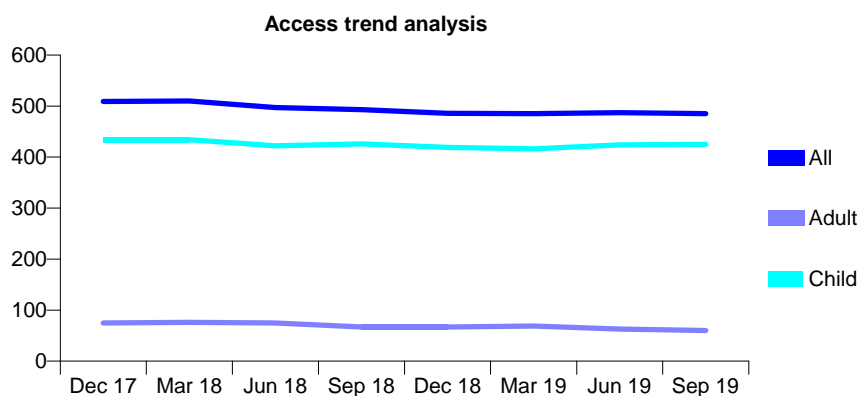
Q59 - Vital Signs At a Glance Contract Report for 111260/0001 - September 2019

Name or company name	Mr N Appleby & Mr S Edmondson
Contract type name	GDS Contract
Purpose of contract	General
Contract start date	01/04/2006
Contract end date	

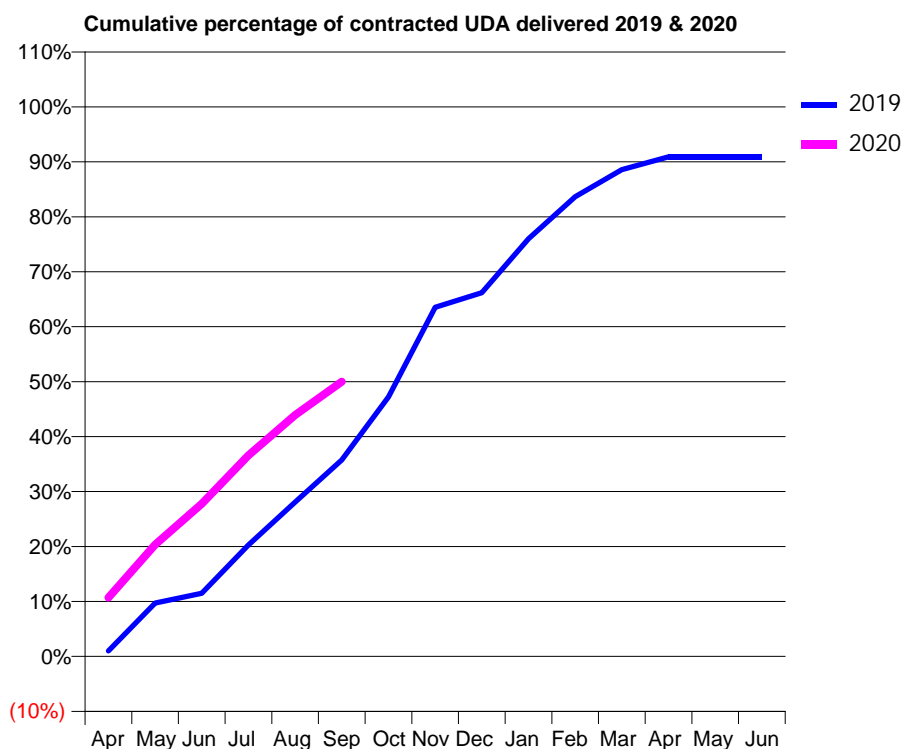
19/20 Contracted general activity (UDA)	850
Carry forward general activity (UDA)	0
19/20 Contracted orthodontic activity (UOA)	0
Carry forward orthodontic activity (UOA)	0
Baseline contract value	£19,397.00

ACCESS*

Patients seen in 24 months	Total	Change since previous quarter
Quarter ending September 2018	493	
Quarter ending December 2018	486	↓
Quarter ending March 2019	485	→
Quarter ending June 2019	487	→
Quarter ending September 2019	485	→
Variance since September 2018	(1.6%)	↓



ACTIVITY



Month	2019	2020
April	9	91
May	87	173
June	103	236
July	183	311
August	253	373
September	322	425
October	425	
November	572	
December	596	
January	684	
February	753	
March	797	
April	818	
May	818	
June	818	

QUALITY

	Quantity	Base Number	Contract	AT	Region	England
% of FP17s for the same patient ID Re-attending within 3 months - Children	14	362	3.9%	9.5%	11.3%	11.5%
% of FP17s for the same patient ID Re-attending within 3 months - Adults	0	0	N/A	13.8%	14.7%	15.4%
% of FP17s for the same patient ID Re-attending between 3 & 9 months - Children	257	362	71.0%	62.3%	60.8%	59.7%
% of FP17s for the same patient ID Re-attending between 3 & 9 months - Adults	0	0	N/A	53.1%	52.8%	51.7%
% of FP17s for Band 1 Urgent Courses	9	343	2.6%	8.3%	8.2%	9.2%
% of FP17s Relating to Free Repair or Replacements	0	343	0.0%	0.7%	0.7%	0.7%
% of FP17s Relating to Continuations	0	343	0.0%	0.8%	0.8%	0.8%
% of Patients satisfied with the dentistry they have received	0	0	N/A	91.5%	93.2%	93.5%
% of Patients satisfied with the time they had to wait for an appointment	0	0	N/A	86.4%	88.5%	87.4%

* This is based on patients treated on this contract for their most recent course of treatment. Figures in italics indicate the base number of FP17s or Patient Questionnaire responses are less than 100. N/A is shown where the base number of responses is less than 10 during the period. % is calculated as Quantity/Base number*100

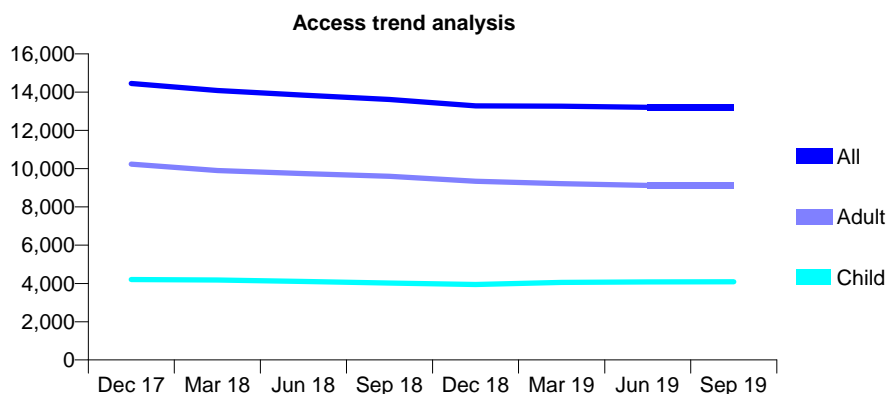
Q59 - Vital Signs At a Glance Contract Report for 112984/0001 - September 2019

Name or company name	East Midlands Community Dental Associati
Contract type name	GDS Contract
Purpose of contract	General
Contract start date	01/12/2014
Contract end date	

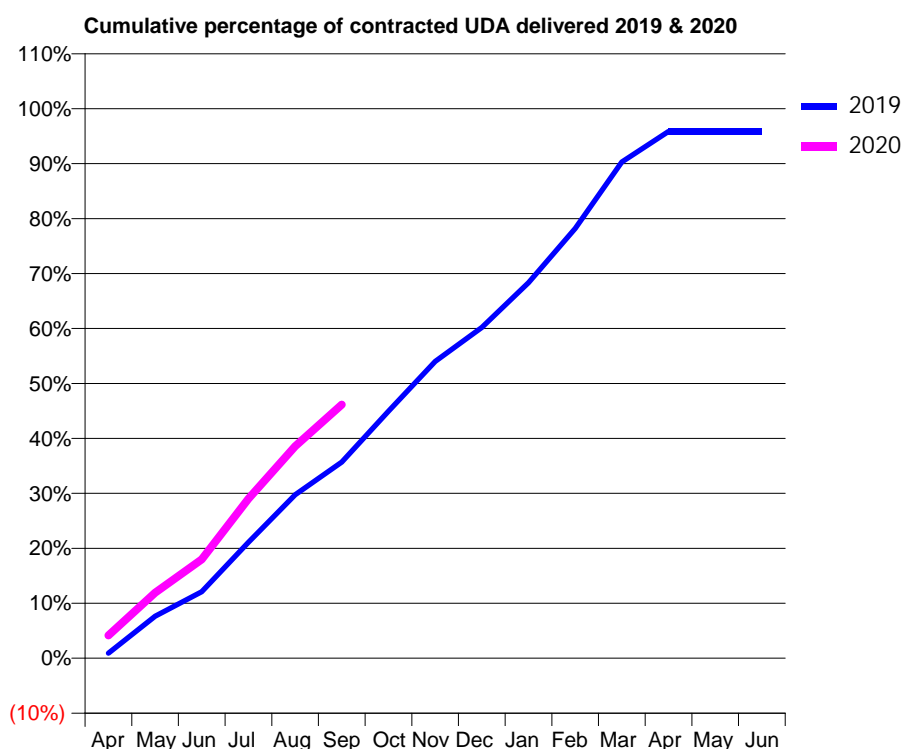
19/20 Contracted general activity (UDA)	35,000
Carry forward general activity (UDA)	0
19/20 Contracted orthodontic activity (UOA)	0
Carry forward orthodontic activity (UOA)	0
Baseline contract value	£798,565.41

ACCESS*

Patients seen in 24 months	Total	Change since previous quarter
Quarter ending September 2018	13,615	
Quarter ending December 2018	13,279	↓
Quarter ending March 2019	13,263	→
Quarter ending June 2019	13,209	→
Quarter ending September 2019	13,210	→
Variance since September 2018	(3.0%)	↓



ACTIVITY



Month	2019	2020
April	326	1,455
May	2,682	4,174
June	4,231	6,299
July	7,388	10,159
August	10,416	13,500
September	12,486	16,150
October	15,733	
November	18,904	
December	21,062	
January	23,910	
February	27,367	
March	31,599	
April	33,541	
May	33,549	
June	33,554	

QUALITY

	Quantity	Base Number	Contract	AT	Region	England
% of FP17s for the same patient ID Re-attending within 3 months - Children	180	3,147	5.7%	9.5%	11.3%	11.5%
% of FP17s for the same patient ID Re-attending within 3 months - Adults	926	6,826	13.6%	13.8%	14.7%	15.4%
% of FP17s for the same patient ID Re-attending between 3 & 9 months - Children	2,148	3,147	68.3%	62.3%	60.8%	59.7%
% of FP17s for the same patient ID Re-attending between 3 & 9 months - Adults	4,157	6,826	60.9%	53.1%	52.8%	51.7%
% of FP17s for Band 1 Urgent Courses	719	9,136	7.9%	8.3%	8.2%	9.2%
% of FP17s Relating to Free Repair or Replacements	133	9,136	1.5%	0.7%	0.7%	0.7%
% of FP17s Relating to Continuations	10	9,136	0.1%	0.8%	0.8%	0.8%
% of Patients satisfied with the dentistry they have received	5	6	N/A	91.5%	93.2%	93.5%
% of Patients satisfied with the time they had to wait for an appointment	4	6	N/A	86.4%	88.5%	87.4%

* This is based on patients treated on this contract for their most recent course of treatment. Figures in italics indicate the base number of FP17s or Patient Questionnaire responses are less than 100. N/A is shown where the base number of responses is less than 10 during the period. % is calculated as Quantity/Base number*100

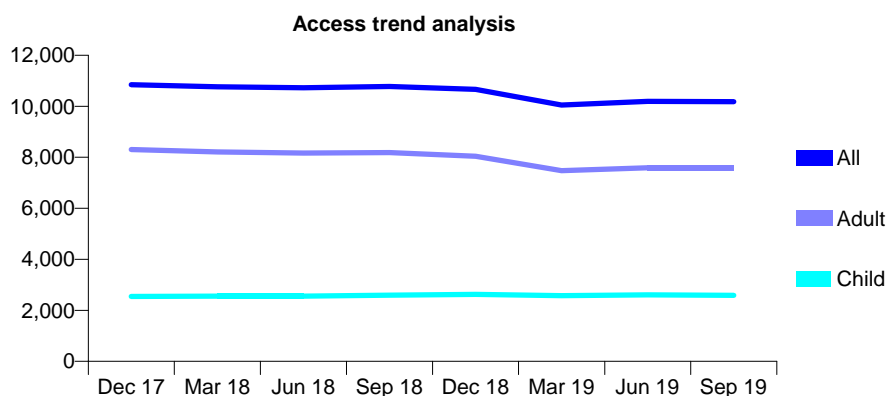
Q59 - Vital Signs At a Glance Contract Report for 115231/0004 - September 2019

Name or company name	Charnwood Dental Limited
Contract type name	GDS Contract
Purpose of contract	General
Contract start date	01/04/2009
Contract end date	

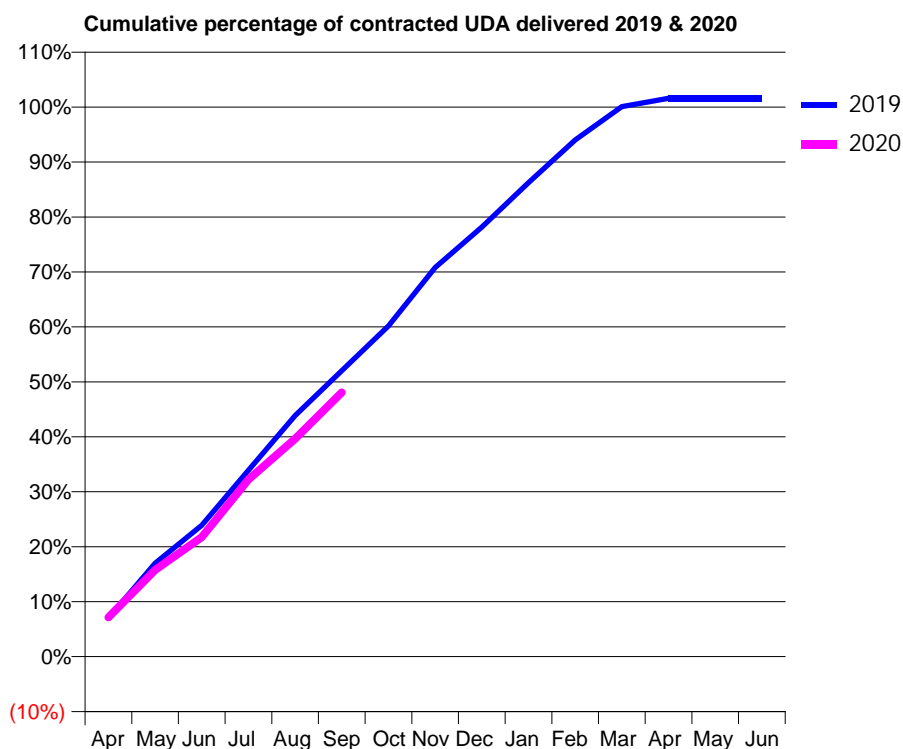
19/20 Contracted general activity (UDA)	25,029
Carry forward general activity (UDA)	0
19/20 Contracted orthodontic activity (UOA)	0
Carry forward orthodontic activity (UOA)	0
Baseline contract value	£671,301.24

ACCESS*

Patients seen in 24 months	Total	Change since previous quarter
Quarter ending September 2018	10,781	
Quarter ending December 2018	10,664	↓
Quarter ending March 2019	10,048	↓
Quarter ending June 2019	10,192	→
Quarter ending September 2019	10,180	→
Variance since September 2018	(5.6%)	↓



ACTIVITY



Month	Adjusted Scheduled Activity (UDA)	
	2019	2020
April	1,758	1,786
May	4,257	3,946
June	5,981	5,445
July	8,486	8,070
August	10,982	9,930
September	13,022	12,030
October	15,069	
November	17,726	
December	19,561	
January	21,584	
February	23,536	
March	25,046	
April	25,430	
May	25,430	
June	25,430	

QUALITY

	Quantity	Base Number	Contract	AT	Region	England
% of FP17s for the same patient ID Re-attending within 3 months - Children	102	1,878	5.4%	9.5%	11.3%	11.5%
% of FP17s for the same patient ID Re-attending within 3 months - Adults	436	4,452	9.8%	13.8%	14.7%	15.4%
% of FP17s for the same patient ID Re-attending between 3 & 9 months - Children	1,052	1,878	56.0%	62.3%	60.8%	59.7%
% of FP17s for the same patient ID Re-attending between 3 & 9 months - Adults	2,432	4,452	54.6%	53.1%	52.8%	51.7%
% of FP17s for Band 1 Urgent Courses	213	6,137	3.5%	8.3%	8.2%	9.2%
% of FP17s Relating to Free Repair or Replacements	39	6,137	0.6%	0.7%	0.7%	0.7%
% of FP17s Relating to Continuations	147	6,137	2.4%	0.8%	0.8%	0.8%
% of Patients satisfied with the dentistry they have received	4	4	N/A	91.5%	93.2%	93.5%
% of Patients satisfied with the time they had to wait for an appointment	3	4	N/A	86.4%	88.5%	87.4%

* This is based on patients treated on this contract for their most recent course of treatment. Figures in italics indicate the base number of FP17s or Patient Questionnaire responses are less than 100. N/A is shown where the base number of responses is less than 10 during the period. % is calculated as Quantity/Base number*100

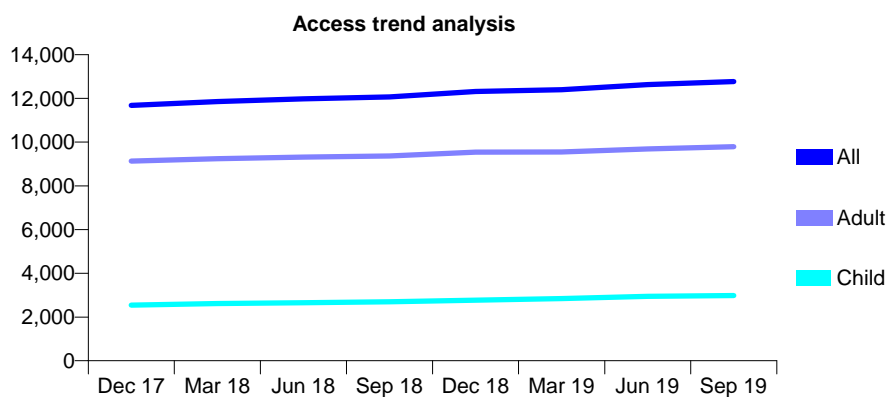
Q59 - Vital Signs At a Glance Contract Report for 117250/0001 - September 2019

Name or company name	Hallcross Dental Practices Limited
Contract type name	GDS Contract
Purpose of contract	General
Contract start date	01/04/2008
Contract end date	

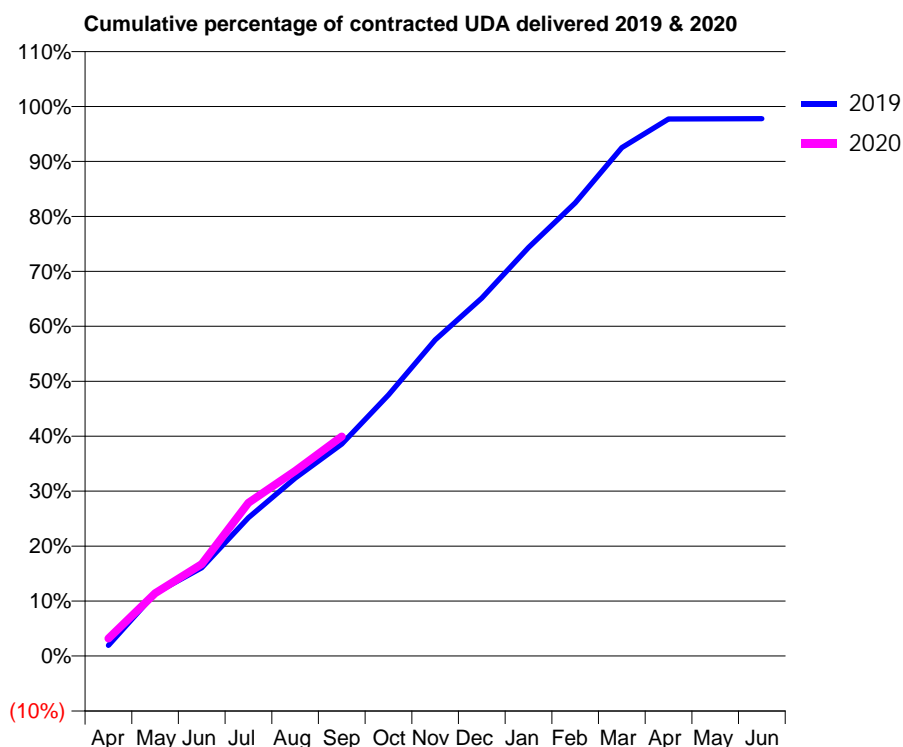
19/20 Contracted general activity (UDA)	32,315
Carry forward general activity (UDA)	0
19/20 Contracted orthodontic activity (UOA)	0
Carry forward orthodontic activity (UOA)	0
Baseline contract value	£813,080.98

ACCESS*

Patients seen in 24 months	Total	Change since previous quarter
Quarter ending September 2018	12,070	
Quarter ending December 2018	12,319	↑
Quarter ending March 2019	12,396	→
Quarter ending June 2019	12,632	→
Quarter ending September 2019	12,773	→
Variance since September 2018	5.8%	↑



ACTIVITY



Month	Adjusted Scheduled Activity (UDA)	
	2019	2020
April	627	1,033
May	3,680	3,696
June	5,185	5,409
July	8,132	9,015
August	10,458	10,886
September	12,463	12,901
October	15,361	
November	18,586	
December	21,054	
January	24,022	
February	26,641	
March	29,889	
April	31,572	
May	31,589	
June	31,599	

QUALITY

	Quantity	Base Number	Contract	AT	Region	England
% of FP17s for the same patient ID Re-attending within 3 months - Children	164	2,117	7.7%	9.5%	11.3%	11.5%
% of FP17s for the same patient ID Re-attending within 3 months - Adults	684	6,183	11.1%	13.8%	14.7%	15.4%
% of FP17s for the same patient ID Re-attending between 3 & 9 months - Children	1,130	2,117	53.4%	62.3%	60.8%	59.7%
% of FP17s for the same patient ID Re-attending between 3 & 9 months - Adults	3,304	6,183	53.4%	53.1%	52.8%	51.7%
% of FP17s for Band 1 Urgent Courses	646	7,533	8.6%	8.3%	8.2%	9.2%
% of FP17s Relating to Free Repair or Replacements	27	7,533	0.4%	0.7%	0.7%	0.7%
% of FP17s Relating to Continuations	28	7,533	0.4%	0.8%	0.8%	0.8%
% of Patients satisfied with the dentistry they have received	4	4	N/A	91.5%	93.2%	93.5%
% of Patients satisfied with the time they had to wait for an appointment	4	4	N/A	86.4%	88.5%	87.4%

* This is based on patients treated on this contract for their most recent course of treatment. Figures in italics indicate the base number of FP17s or Patient Questionnaire responses are less than 100. N/A is shown where the base number of responses is less than 10 during the period. % is calculated as Quantity/Base number*100

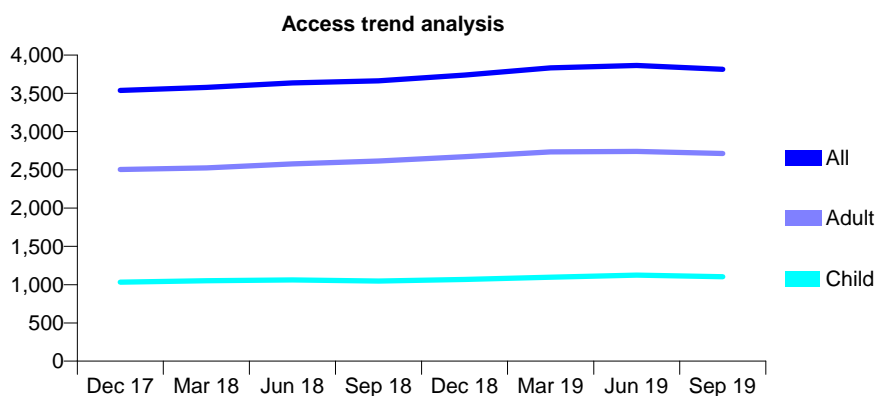
Q59 - Vital Signs At a Glance Contract Report for 117412/0002 - September 2019

Name or company name	HS Virdee Ltd
Contract type name	GDS Contract
Purpose of contract	General and Orthodontic
Contract start date	01/11/2007
Contract end date	

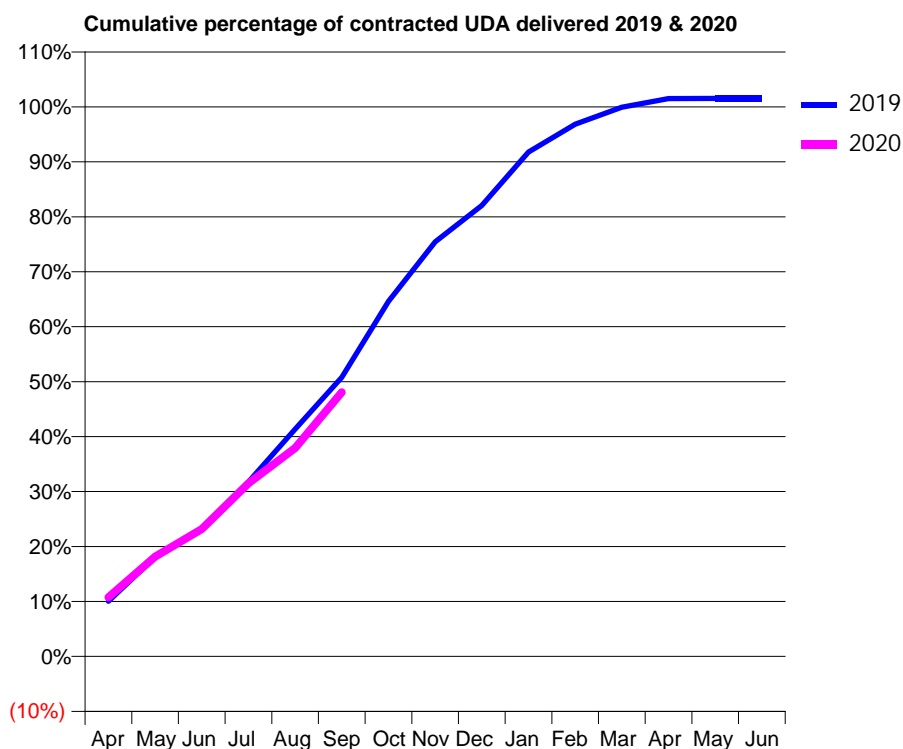
19/20 Contracted general activity (UDA)	10,377
Carry forward general activity (UDA)	0
19/20 Contracted orthodontic activity (UOA)	293
Carry forward orthodontic activity (UOA)	0
Baseline contract value	£298,804.99

ACCESS*

Patients seen in 24 months	Total	Change since previous quarter
Quarter ending September 2018	3,662	
Quarter ending December 2018	3,739	↑
Quarter ending March 2019	3,831	↑
Quarter ending June 2019	3,864	→
Quarter ending September 2019	3,815	↓
Variance since September 2018	4.2%	↑



ACTIVITY



Month	2019	2020
April	1,042	1,116
May	1,878	1,886
June	2,408	2,404
July	3,295	3,269
August	4,292	3,937
September	5,269	4,986
October	6,705	
November	7,829	
December	8,515	
January	9,524	
February	10,050	
March	10,370	
April	10,533	
May	10,537	
June	10,537	

QUALITY

	Quantity	Base Number	Contract	AT	Region	England
% of FP17s for the same patient ID Re-attending within 3 months - Children	58	811	7.2%	9.5%	11.3%	11.5%
% of FP17s for the same patient ID Re-attending within 3 months - Adults	134	1,557	8.6%	13.8%	14.7%	15.4%
% of FP17s for the same patient ID Re-attending between 3 & 9 months - Children	493	811	60.8%	62.3%	60.8%	59.7%
% of FP17s for the same patient ID Re-attending between 3 & 9 months - Adults	831	1,557	53.4%	53.1%	52.8%	51.7%
% of FP17s for Band 1 Urgent Courses	110	1,844	6.0%	8.3%	8.2%	9.2%
% of FP17s Relating to Free Repair or Replacements	7	1,844	0.4%	0.7%	0.7%	0.7%
% of FP17s Relating to Continuations	7	1,844	0.4%	0.8%	0.8%	0.8%
% of Patients satisfied with the dentistry they have received	1	1	N/A	91.5%	93.2%	93.5%
% of Patients satisfied with the time they had to wait for an appointment	1	1	N/A	86.4%	88.5%	87.4%

* This is based on patients treated on this contract for their most recent course of treatment. Figures in italics indicate the base number of FP17s or Patient Questionnaire responses are less than 100. N/A is shown where the base number of responses is less than 10 during the period. % is calculated as Quantity/Base number*100

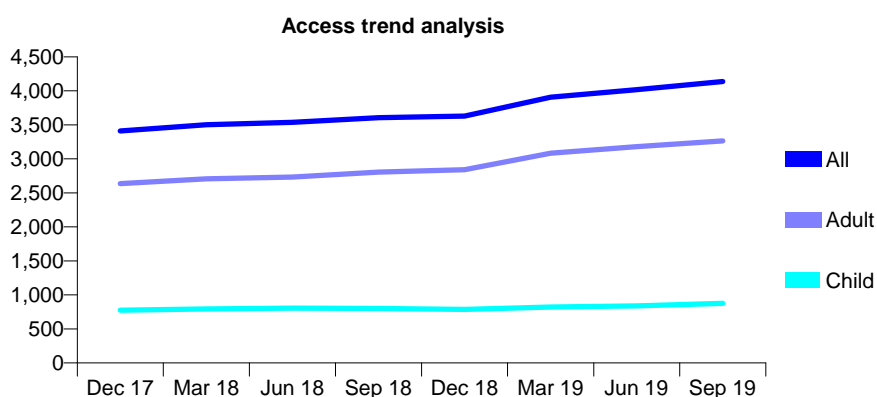
Q59 - Vital Signs At a Glance Contract Report for 117552/0001 - September 2019

Name or company name	Mr Moroney & Ms N Whitley
Contract type name	GDS Contract
Purpose of contract	General
Contract start date	01/10/2011
Contract end date	

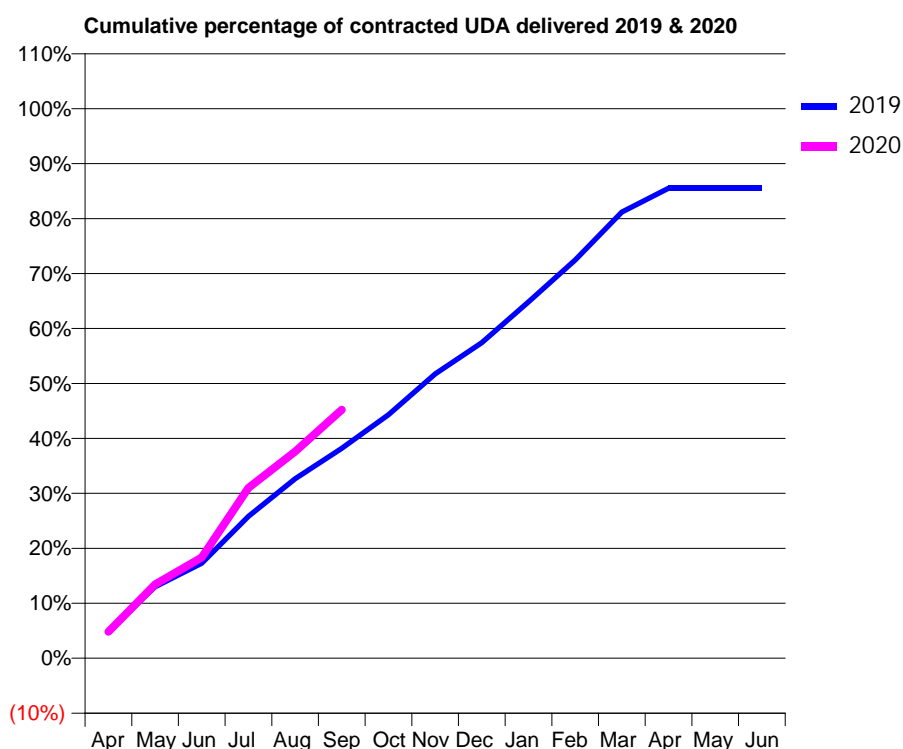
19/20 Contracted general activity (UDA)	15,002
Carry forward general activity (UDA)	0
19/20 Contracted orthodontic activity (UOA)	0
Carry forward orthodontic activity (UOA)	0
Baseline contract value	£435,115.97

ACCESS*

Patients seen in 24 months	Total	Change since previous quarter
Quarter ending September 2018	3,605	
Quarter ending December 2018	3,628	→
Quarter ending March 2019	3,907	↑
Quarter ending June 2019	4,019	↑
Quarter ending September 2019	4,139	↑
Variance since September 2018	14.8%	↑



ACTIVITY



Month	2019	2020
April	742	721
May	1,952	2,018
June	2,592	2,749
July	3,873	4,650
August	4,897	5,646
September	5,734	6,783
October	6,647	
November	7,758	
December	8,610	
January	9,728	
February	10,872	
March	12,179	
April	12,832	
May	12,827	
June	12,827	

QUALITY

	Quantity	Base Number	Contract	AT	Region	England
% of FP17s for the same patient ID Re-attending within 3 months - Children	40	680	5.9%	9.5%	11.3%	11.5%
% of FP17s for the same patient ID Re-attending within 3 months - Adults	214	2,260	9.5%	13.8%	14.7%	15.4%
% of FP17s for the same patient ID Re-attending between 3 & 9 months - Children	388	680	57.1%	62.3%	60.8%	59.7%
% of FP17s for the same patient ID Re-attending between 3 & 9 months - Adults	1,224	2,260	54.2%	53.1%	52.8%	51.7%
% of FP17s for Band 1 Urgent Courses	110	2,711	4.1%	8.3%	8.2%	9.2%
% of FP17s Relating to Free Repair or Replacements	29	2,711	1.1%	0.7%	0.7%	0.7%
% of FP17s Relating to Continuations	51	2,711	1.9%	0.8%	0.8%	0.8%
% of Patients satisfied with the dentistry they have received	0	0	N/A	91.5%	93.2%	93.5%
% of Patients satisfied with the time they had to wait for an appointment	0	0	N/A	86.4%	88.5%	87.4%

* This is based on patients treated on this contract for their most recent course of treatment.

Figures in italics indicate the base number of FP17s or Patient Questionnaire responses are less than 100. N/A is shown where the base number of responses is less than 10 during the period. % is calculated as Quantity/Base number*100

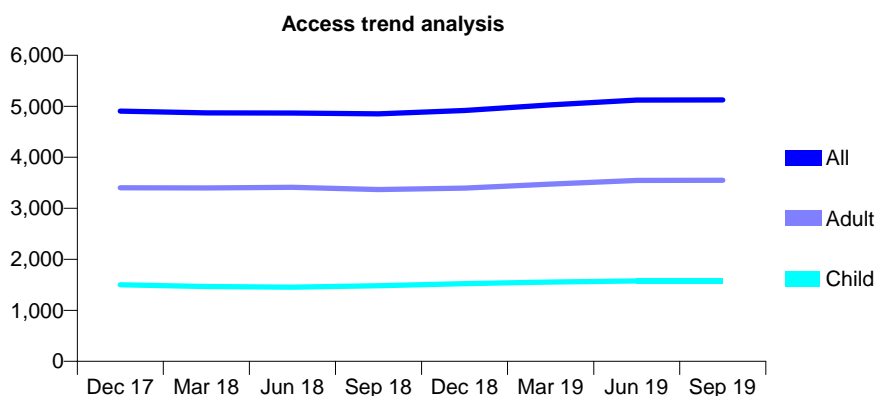
Q59 - Vital Signs At a Glance Contract Report for 118281/0001 - September 2019

Name or company name	Dr V Hindocha
Contract type name	GDS Contract
Purpose of contract	General
Contract start date	01/01/2014
Contract end date	

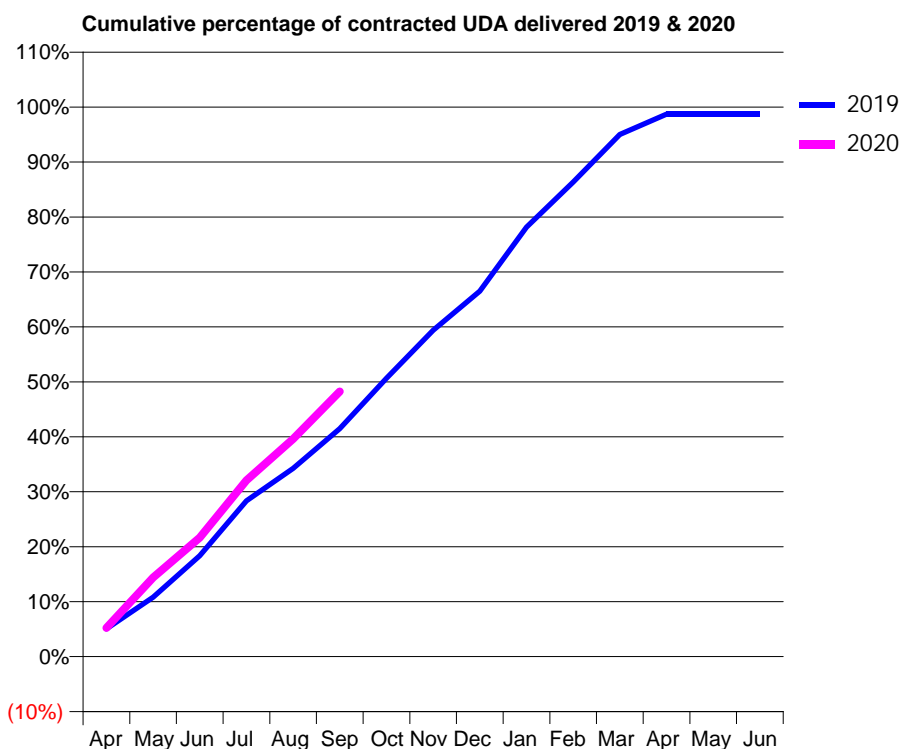
19/20 Contracted general activity (UDA)	16,178
Carry forward general activity (UDA)	0
19/20 Contracted orthodontic activity (UOA)	0
Carry forward orthodontic activity (UOA)	0
Baseline contract value	£425,242.86

ACCESS*

Patients seen in 24 months	Total	Change since previous quarter
Quarter ending September 2018	4,852	
Quarter ending December 2018	4,917	→
Quarter ending March 2019	5,027	↑
Quarter ending June 2019	5,123	→
Quarter ending September 2019	5,126	→
Variance since September 2018	5.6%	↑



ACTIVITY



Month	Adjusted Scheduled Activity (UDA)	
	2019	2020
April	818	846
May	1,749	2,331
June	2,969	3,504
July	4,586	5,191
August	5,540	6,411
September	6,713	7,803
October	8,197	
November	9,609	
December	10,760	
January	12,645	
February	13,971	
March	15,372	
April	15,968	
May	15,968	
June	15,968	

QUALITY

	Quantity	Base Number	Contract	AT	Region	England
% of FP17s for the same patient ID Re-attending within 3 months - Children	156	1,488	10.5%	9.5%	11.3%	11.5%
% of FP17s for the same patient ID Re-attending within 3 months - Adults	334	2,806	11.9%	13.8%	14.7%	15.4%
% of FP17s for the same patient ID Re-attending between 3 & 9 months - Children	1,083	1,488	72.8%	62.3%	60.8%	59.7%
% of FP17s for the same patient ID Re-attending between 3 & 9 months - Adults	1,685	2,806	60.0%	53.1%	52.8%	51.7%
% of FP17s for Band 1 Urgent Courses	260	3,971	6.5%	8.3%	8.2%	9.2%
% of FP17s Relating to Free Repair or Replacements	20	3,971	0.5%	0.7%	0.7%	0.7%
% of FP17s Relating to Continuations	13	3,971	0.3%	0.8%	0.8%	0.8%
% of Patients satisfied with the dentistry they have received	2	2	N/A	91.5%	93.2%	93.5%
% of Patients satisfied with the time they had to wait for an appointment	2	2	N/A	86.4%	88.5%	87.4%

* This is based on patients treated on this contract for their most recent course of treatment. Figures in italics indicate the base number of FP17s or Patient Questionnaire responses are less than 100. N/A is shown where the base number of responses is less than 10 during the period. % is calculated as Quantity/Base number*100

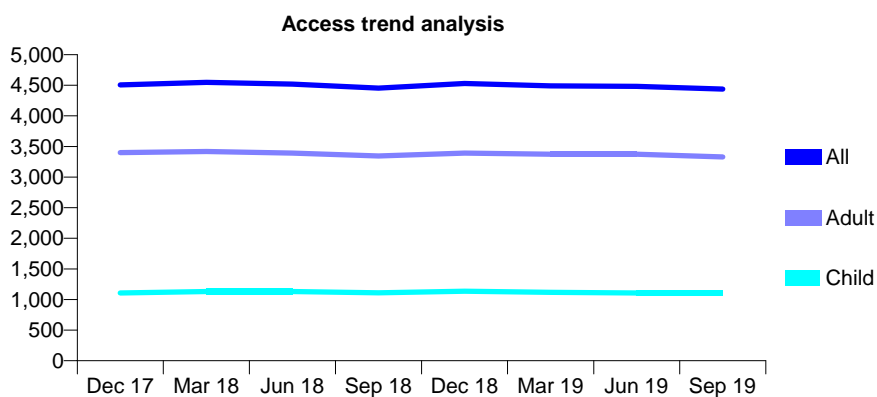
Q59 - Vital Signs At a Glance Contract Report for 118389/0001 - September 2019

Name or company name	Ishak Practices Limited
Contract type name	GDS Contract
Purpose of contract	General
Contract start date	01/10/2007
Contract end date	

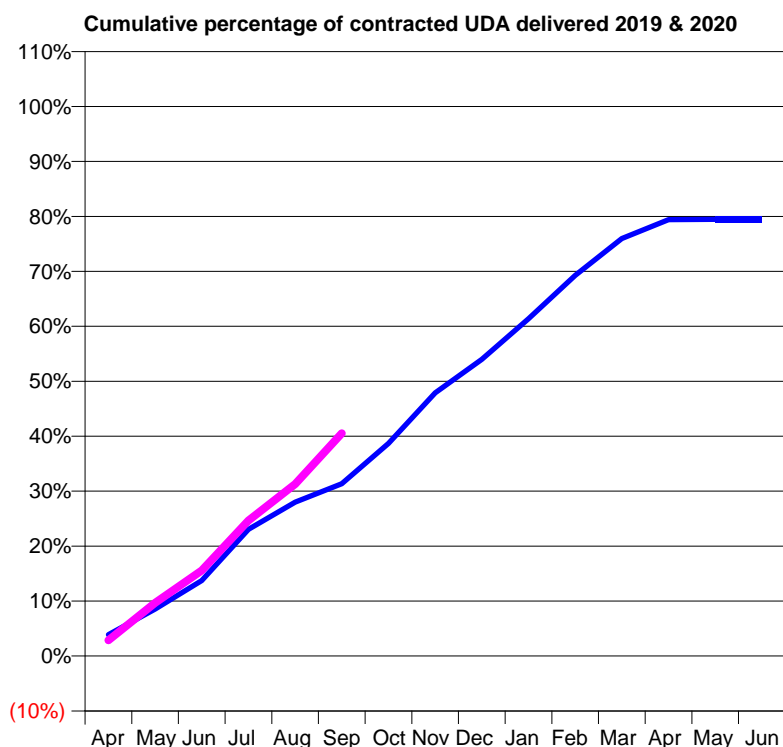
19/20 Contracted general activity (UDA)	15,000
Carry forward general activity (UDA)	0
19/20 Contracted orthodontic activity (UOA)	0
Carry forward orthodontic activity (UOA)	0
Baseline contract value	£436,022.25

ACCESS*

Patients seen in 24 months	Total	Change since previous quarter
Quarter ending September 2018	4,455	
Quarter ending December 2018	4,529	→
Quarter ending March 2019	4,490	→
Quarter ending June 2019	4,482	→
Quarter ending September 2019	4,438	→
Variance since September 2018	(0.4%)	→



ACTIVITY



Month	Adjusted Scheduled Activity (UDA)	
	2019	2020
April	583	430
May	1,285	1,454
June	2,058	2,336
July	3,460	3,700
August	4,200	4,693
September	4,701	6,078
October	5,803	
November	7,182	
December	8,099	
January	9,209	
February	10,392	
March	11,394	
April	11,913	
May	11,921	
June	11,921	

QUALITY

	Quantity	Base Number	Contract	AT	Region	England
% of FP17s for the same patient ID Re-attending within 3 months - Children	64	848	7.5%	9.5%	11.3%	11.5%
% of FP17s for the same patient ID Re-attending within 3 months - Adults	355	2,338	15.2%	13.8%	14.7%	15.4%
% of FP17s for the same patient ID Re-attending between 3 & 9 months - Children	523	848	61.7%	62.3%	60.8%	59.7%
% of FP17s for the same patient ID Re-attending between 3 & 9 months - Adults	1,246	2,338	53.3%	53.1%	52.8%	51.7%
% of FP17s for Band 1 Urgent Courses	235	2,939	8.0%	8.3%	8.2%	9.2%
% of FP17s Relating to Free Repair or Replacements	21	2,939	0.7%	0.7%	0.7%	0.7%
% of FP17s Relating to Continuations	11	2,939	0.4%	0.8%	0.8%	0.8%
% of Patients satisfied with the dentistry they have received	1	1	N/A	91.5%	93.2%	93.5%
% of Patients satisfied with the time they had to wait for an appointment	1	1	N/A	86.4%	88.5%	87.4%

* This is based on patients treated on this contract for their most recent course of treatment.

Figures in italics indicate the base number of FP17s or Patient Questionnaire responses are less than 100. N/A is shown where the base number of responses is less than 10 during the period. % is calculated as Quantity/Base number*100

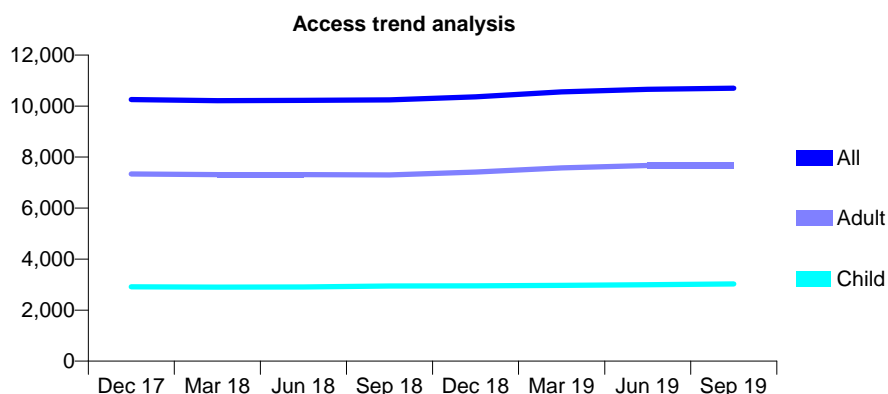
Q59 - Vital Signs At a Glance Contract Report for 118680/0003 - September 2019

Name or company name	Mr P Sitlu & Mr I Bhyat
Contract type name	GDS Contract
Purpose of contract	General and Orthodontic
Contract start date	09/12/2008
Contract end date	

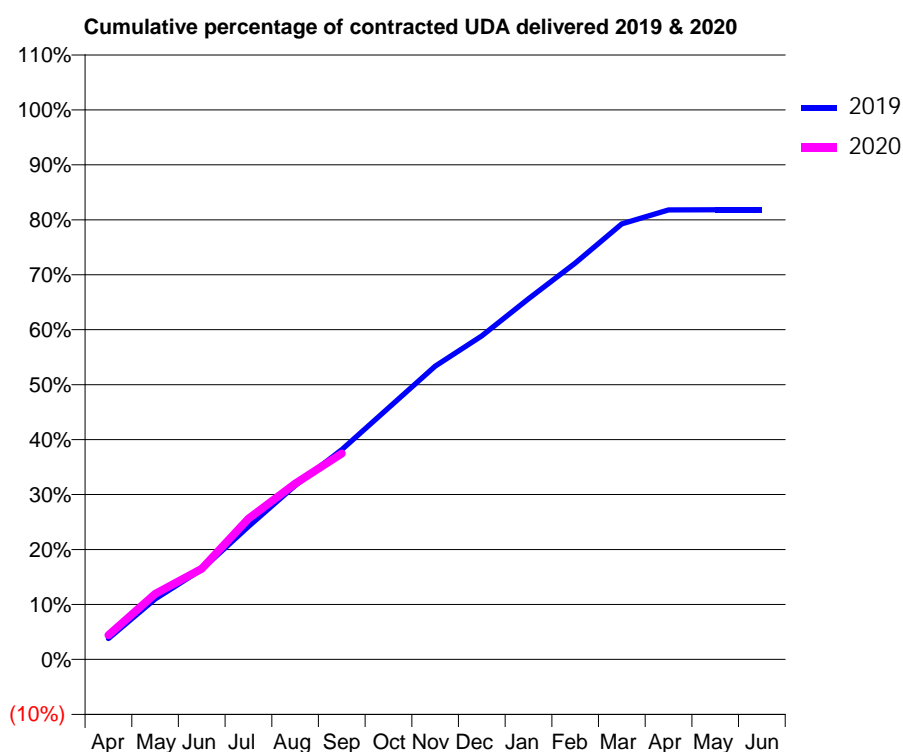
19/20 Contracted general activity (UDA)	30,774
Carry forward general activity (UDA)	0
19/20 Contracted orthodontic activity (UOA)	895
Carry forward orthodontic activity (UOA)	0
Baseline contract value	£701,105.55

ACCESS*

Patients seen in 24 months	Total	Change since previous quarter
Quarter ending September 2018	10,248	
Quarter ending December 2018	10,362	→
Quarter ending March 2019	10,556	→
Quarter ending June 2019	10,660	→
Quarter ending September 2019	10,699	→
Variance since September 2018	4.4%	↑



ACTIVITY



Month	2019	2020
April	1,172	1,364
May	3,384	3,667
June	5,042	5,083
July	7,438	7,885
August	9,741	9,843
September	11,741	11,532
October	14,078	
November	16,424	
December	18,122	
January	20,195	
February	22,200	
March	24,395	
April	25,168	
May	25,179	
June	25,177	

QUALITY

	Quantity	Base Number	Contract	AT	Region	England
% of FP17s for the same patient ID Re-attending within 3 months - Children	203	2,473	8.2%	9.5%	11.3%	11.5%
% of FP17s for the same patient ID Re-attending within 3 months - Adults	604	5,091	11.9%	13.8%	14.7%	15.4%
% of FP17s for the same patient ID Re-attending between 3 & 9 months - Children	1,653	2,473	66.8%	62.3%	60.8%	59.7%
% of FP17s for the same patient ID Re-attending between 3 & 9 months - Adults	2,929	5,091	57.5%	53.1%	52.8%	51.7%
% of FP17s for Band 1 Urgent Courses	500	7,062	7.1%	8.3%	8.2%	9.2%
% of FP17s Relating to Free Repair or Replacements	57	7,062	0.8%	0.7%	0.7%	0.7%
% of FP17s Relating to Continuations	27	7,062	0.4%	0.8%	0.8%	0.8%
% of Patients satisfied with the dentistry they have received	3	3	N/A	91.5%	93.2%	93.5%
% of Patients satisfied with the time they had to wait for an appointment	3	3	N/A	86.4%	88.5%	87.4%

* This is based on patients treated on this contract for their most recent course of treatment. Figures in italics indicate the base number of FP17s or Patient Questionnaire responses are less than 100. N/A is shown where the base number of responses is less than 10 during the period. % is calculated as Quantity/Base number*100

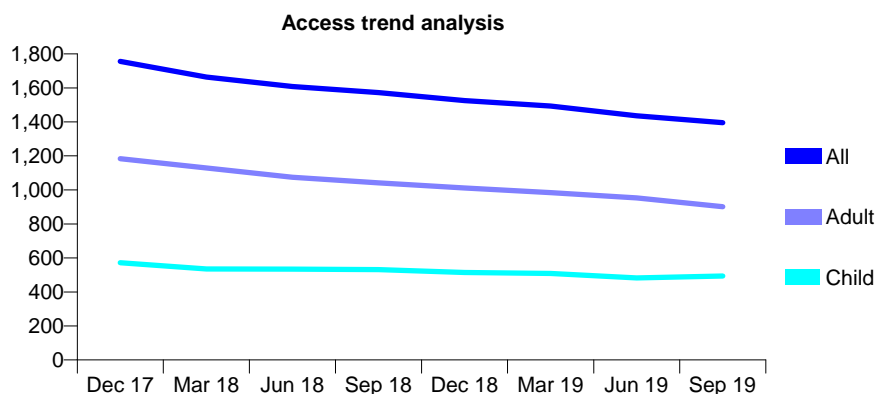
Q59 - Vital Signs At a Glance Contract Report for 121789/0001 - September 2019

Name or company name	Mr M Hamburger and Mrs R Sadler
Contract type name	GDS Contract
Purpose of contract	General and Orthodontic
Contract start date	01/04/2012
Contract end date	

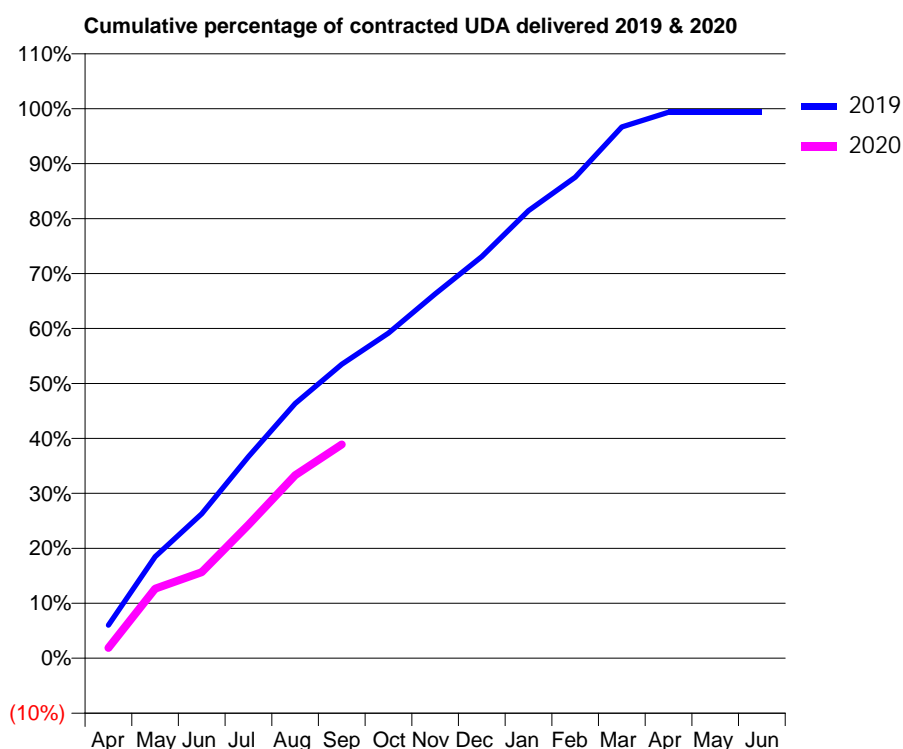
19/20 Contracted general activity (UDA)	4,345
Carry forward general activity (UDA)	0
19/20 Contracted orthodontic activity (UOA)	1,394
Carry forward orthodontic activity (UOA)	0
Baseline contract value	£217,317.30

ACCESS*

Patients seen in 24 months	Total	Change since previous quarter
Quarter ending September 2018	1,572	
Quarter ending December 2018	1,525	↓
Quarter ending March 2019	1,493	↓
Quarter ending June 2019	1,436	↓
Quarter ending September 2019	1,395	↓
Variance since September 2018	(11.3%)	↓



ACTIVITY



Month	2019	2020
April	262	82
May	803	549
June	1,142	681
July	1,593	1,055
August	2,014	1,448
September	2,324	1,690
October	2,570	
November	2,880	
December	3,176	
January	3,539	
February	3,802	
March	4,200	
April	4,317	
May	4,318	
June	4,318	

QUALITY

	Quantity	Base Number	Contract	AT	Region	England
% of FP17s for the same patient ID Re-attending within 3 months - Children	31	379	8.2%	9.5%	11.3%	11.5%
% of FP17s for the same patient ID Re-attending within 3 months - Adults	104	616	16.9%	13.8%	14.7%	15.4%
% of FP17s for the same patient ID Re-attending between 3 & 9 months - Children	157	379	41.4%	62.3%	60.8%	59.7%
% of FP17s for the same patient ID Re-attending between 3 & 9 months - Adults	316	616	51.3%	53.1%	52.8%	51.7%
% of FP17s for Band 1 Urgent Courses	111	914	12.1%	8.3%	8.2%	9.2%
% of FP17s Relating to Free Repair or Replacements	8	914	0.9%	0.7%	0.7%	0.7%
% of FP17s Relating to Continuations	5	914	0.5%	0.8%	0.8%	0.8%
% of Patients satisfied with the dentistry they have received	1	1	N/A	91.5%	93.2%	93.5%
% of Patients satisfied with the time they had to wait for an appointment	1	1	N/A	86.4%	88.5%	87.4%

* This is based on patients treated on this contract for their most recent course of treatment.

Figures in italics indicate the base number of FP17s or Patient Questionnaire responses are less than 100. N/A is shown where the base number of responses is less than 10 during the period. % is calculated as Quantity/Base number*100

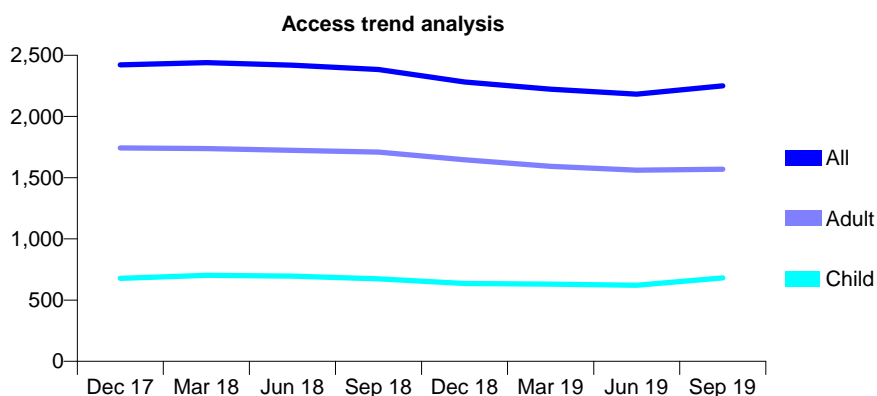
Q59 - Vital Signs At a Glance Contract Report for 123218/0001 - September 2019

Name or company name	Dayadent Limited
Contract type name	GDS Contract
Purpose of contract	General and Orthodontic
Contract start date	01/04/2008
Contract end date	

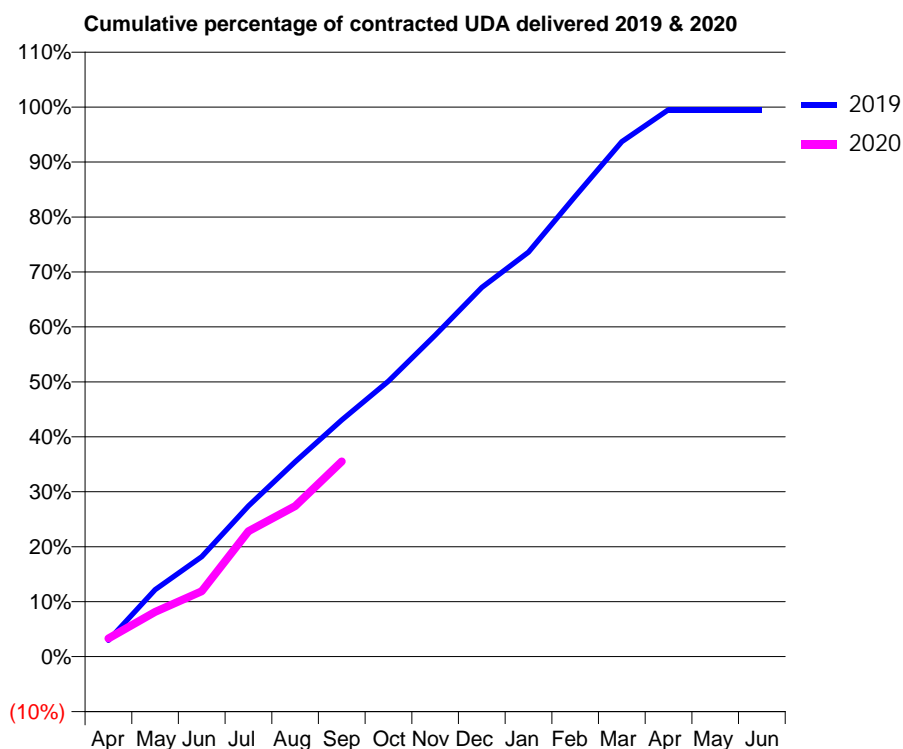
19/20 Contracted general activity (UDA)	4,952
Carry forward general activity (UDA)	0
19/20 Contracted orthodontic activity (UOA)	1,657
Carry forward orthodontic activity (UOA)	0
Baseline contract value	£296,512.45

ACCESS*

Patients seen in 24 months	Total	Change since previous quarter
Quarter ending September 2018	2,384	
Quarter ending December 2018	2,282	↓
Quarter ending March 2019	2,223	↓
Quarter ending June 2019	2,183	↓
Quarter ending September 2019	2,250	↑
Variance since September 2018	(5.6%)	↓



ACTIVITY



Month	Adjusted Scheduled Activity (UDA)	
	2019	2020
April	146	164
May	604	403
June	901	589
July	1,358	1,130
August	1,756	1,356
September	2,132	1,759
October	2,483	
November	2,896	
December	3,326	
January	3,645	
February	4,148	
March	4,640	
April	4,928	
May	4,928	
June	4,928	

QUALITY

	Quantity	Base Number	Contract	AT	Region	England
% of FP17s for the same patient ID Re-attending within 3 months - Children	32	640	5.0%	9.5%	11.3%	11.5%
% of FP17s for the same patient ID Re-attending within 3 months - Adults	49	907	5.4%	13.8%	14.7%	15.4%
% of FP17s for the same patient ID Re-attending between 3 & 9 months - Children	328	640	51.2%	62.3%	60.8%	59.7%
% of FP17s for the same patient ID Re-attending between 3 & 9 months - Adults	426	907	47.0%	53.1%	52.8%	51.7%
% of FP17s for Band 1 Urgent Courses	29	793	3.7%	8.3%	8.2%	9.2%
% of FP17s Relating to Free Repair or Replacements	2	793	0.3%	0.7%	0.7%	0.7%
% of FP17s Relating to Continuations	4	793	0.5%	0.8%	0.8%	0.8%
% of Patients satisfied with the dentistry they have received	0	0	N/A	91.5%	93.2%	93.5%
% of Patients satisfied with the time they had to wait for an appointment	0	0	N/A	86.4%	88.5%	87.4%

* This is based on patients treated on this contract for their most recent course of treatment. Figures in italics indicate the base number of FP17s or Patient Questionnaire responses are less than 100. N/A is shown where the base number of responses is less than 10 during the period. % is calculated as Quantity/Base number*100

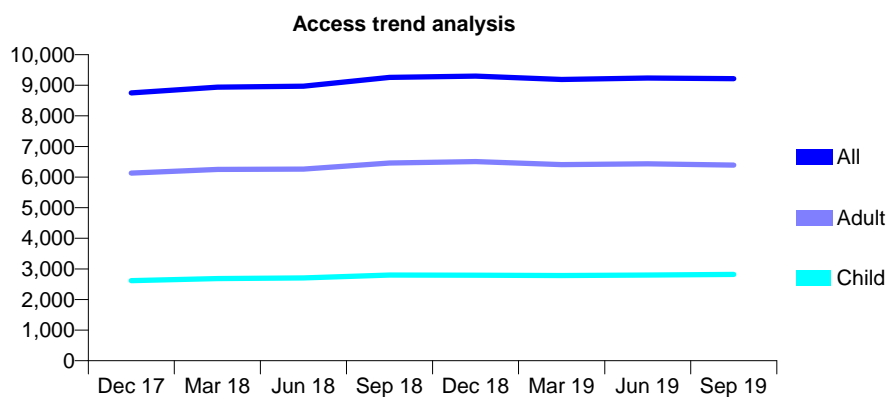
Q59 - Vital Signs At a Glance Contract Report for 124346/0001 - September 2019

Name or company name	Saffron Lane Dental Ltd
Contract type name	GDS Contract
Purpose of contract	General
Contract start date	01/06/2013
Contract end date	

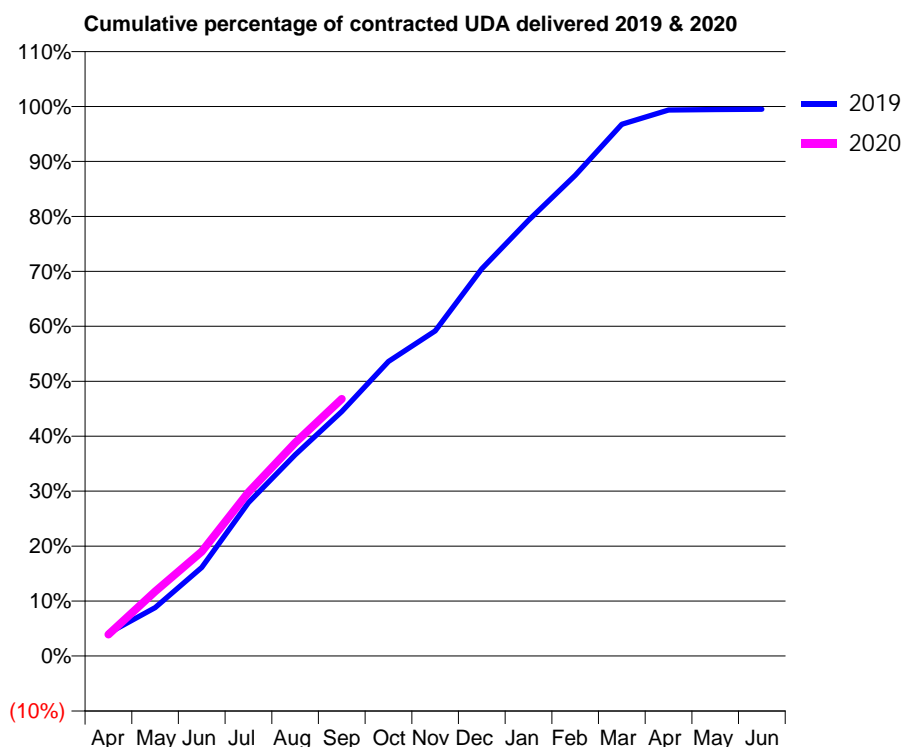
19/20 Contracted general activity (UDA)	26,153
Carry forward general activity (UDA)	0
19/20 Contracted orthodontic activity (UOA)	0
Carry forward orthodontic activity (UOA)	0
Baseline contract value	£588,104.17

ACCESS*

Patients seen in 24 months	Total	Change since previous quarter
Quarter ending September 2018	9,258	
Quarter ending December 2018	9,300	→
Quarter ending March 2019	9,190	↓
Quarter ending June 2019	9,234	→
Quarter ending September 2019	9,213	→
Variance since September 2018	(0.5%)	→



ACTIVITY



Month	Adjusted Scheduled Activity (UDA)	
	2019	2020
April	1,087	1,023
May	2,308	3,072
June	4,218	4,974
July	7,301	7,799
August	9,581	10,153
September	11,635	12,240
October	14,016	
November	15,474	
December	18,430	
January	20,736	
February	22,875	
March	25,309	
April	25,987	
May	26,006	
June	26,017	

QUALITY

	Quantity	Base Number	Contract	AT	Region	England
% of FP17s for the same patient ID Re-attending within 3 months - Children	191	2,056	9.3%	9.5%	11.3%	11.5%
% of FP17s for the same patient ID Re-attending within 3 months - Adults	694	4,308	16.1%	13.8%	14.7%	15.4%
% of FP17s for the same patient ID Re-attending between 3 & 9 months - Children	1,196	2,056	58.2%	62.3%	60.8%	59.7%
% of FP17s for the same patient ID Re-attending between 3 & 9 months - Adults	2,364	4,308	54.9%	53.1%	52.8%	51.7%
% of FP17s for Band 1 Urgent Courses	745	5,725	13.0%	8.3%	8.2%	9.2%
% of FP17s Relating to Free Repair or Replacements	65	5,725	1.1%	0.7%	0.7%	0.7%
% of FP17s Relating to Continuations	50	5,725	0.9%	0.8%	0.8%	0.8%
% of Patients satisfied with the dentistry they have received	5	5	N/A	91.5%	93.2%	93.5%
% of Patients satisfied with the time they had to wait for an appointment	4	5	N/A	86.4%	88.5%	87.4%

* This is based on patients treated on this contract for their most recent course of treatment. Figures in italics indicate the base number of FP17s or Patient Questionnaire responses are less than 100. N/A is shown where the base number of responses is less than 10 during the period. % is calculated as Quantity/Base number*100

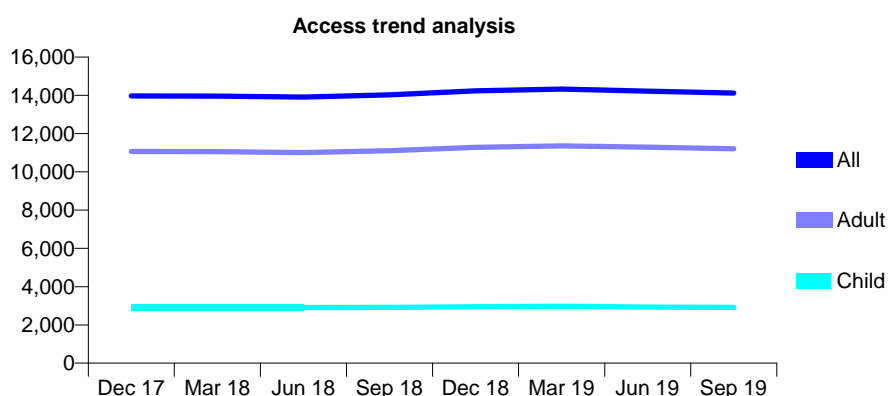
Q59 - Vital Signs At a Glance Contract Report for 126071/0001 - September 2019

Name or company name	Wilson, Edwards & Sanghi
Contract type name	GDS Contract
Purpose of contract	General and Orthodontic
Contract start date	01/04/2006
Contract end date	

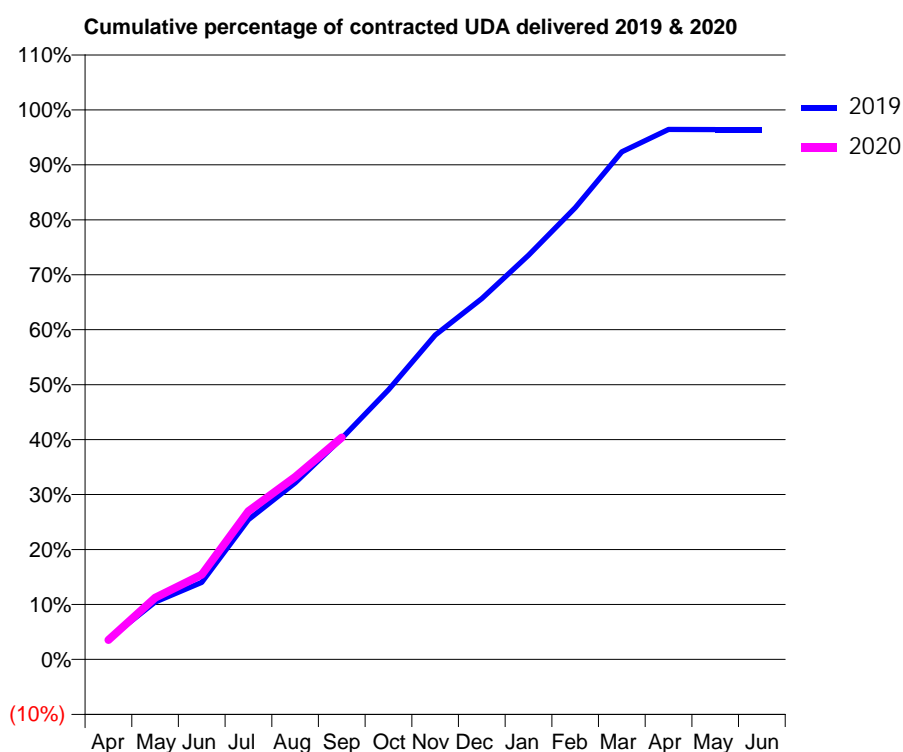
19/20 Contracted general activity (UDA)	37,524
Carry forward general activity (UDA)	0
19/20 Contracted orthodontic activity (UOA)	1,318
Carry forward orthodontic activity (UOA)	0
Baseline contract value	£998,932.81

ACCESS*

Patients seen in 24 months	Total	Change since previous quarter
Quarter ending September 2018	14,023	
Quarter ending December 2018	14,235	→
Quarter ending March 2019	14,326	→
Quarter ending June 2019	14,219	→
Quarter ending September 2019	14,124	→
Variance since September 2018	0.7%	→



ACTIVITY



Month	2019	2020
April	1,383	1,330
May	3,921	4,208
June	5,262	5,788
July	9,551	10,122
August	12,062	12,461
September	15,106	15,144
October	18,411	
November	22,150	
December	24,635	
January	27,595	
February	30,850	
March	34,652	
April	36,180	
May	36,169	
June	36,169	

QUALITY

	Quantity	Base Number	Contract	AT	Region	England
% of FP17s for the same patient ID Re-attending within 3 months - Children	122	2,204	5.5%	9.5%	11.3%	11.5%
% of FP17s for the same patient ID Re-attending within 3 months - Adults	771	7,501	10.3%	13.8%	14.7%	15.4%
% of FP17s for the same patient ID Re-attending between 3 & 9 months - Children	1,433	2,204	65.0%	62.3%	60.8%	59.7%
% of FP17s for the same patient ID Re-attending between 3 & 9 months - Adults	4,208	7,501	56.1%	53.1%	52.8%	51.7%
% of FP17s for Band 1 Urgent Courses	481	8,866	5.4%	8.3%	8.2%	9.2%
% of FP17s Relating to Free Repair or Replacements	61	8,866	0.7%	0.7%	0.7%	0.7%
% of FP17s Relating to Continuations	38	8,866	0.4%	0.8%	0.8%	0.8%
% of Patients satisfied with the dentistry they have received	3	3	N/A	91.5%	93.2%	93.5%
% of Patients satisfied with the time they had to wait for an appointment	3	3	N/A	86.4%	88.5%	87.4%

* This is based on patients treated on this contract for their most recent course of treatment. Figures in italics indicate the base number of FP17s or Patient Questionnaire responses are less than 100. N/A is shown where the base number of responses is less than 10 during the period. % is calculated as Quantity/Base number*100

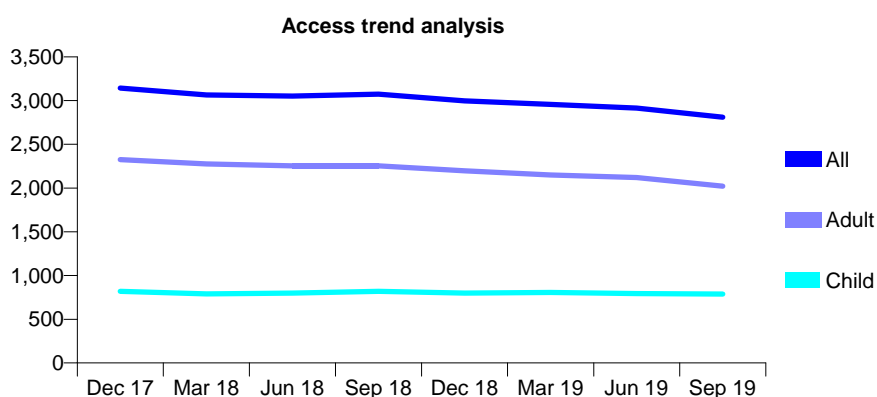
Q59 - Vital Signs At a Glance Contract Report for 126810/0001 - September 2019

Name or company name	Mr B Moroney & Ms N Whitley
Contract type name	GDS Contract
Purpose of contract	General
Contract start date	01/07/2010
Contract end date	

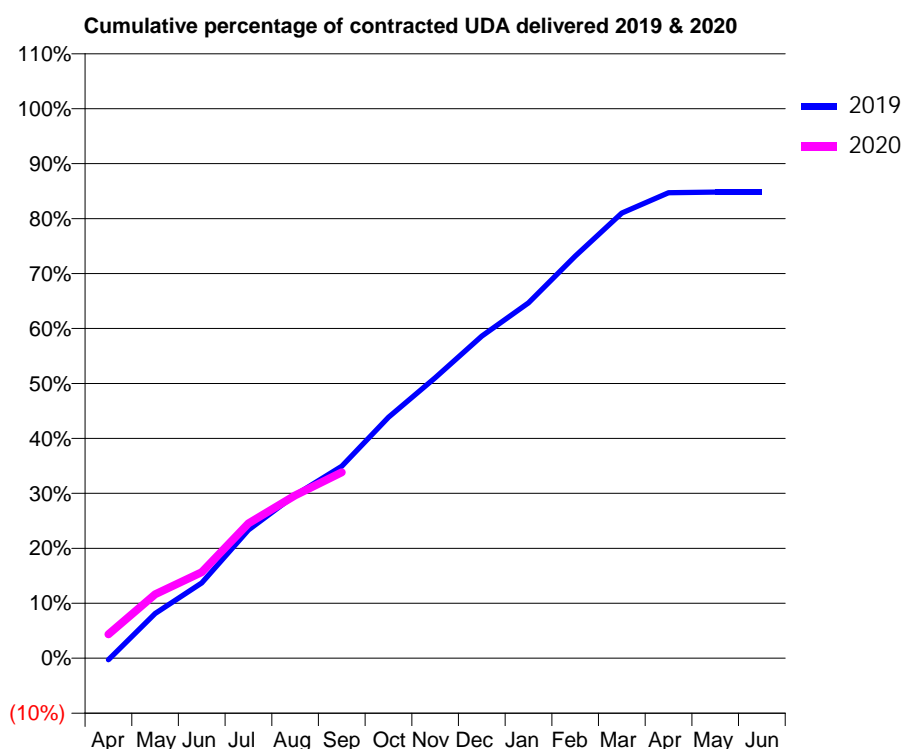
19/20 Contracted general activity (UDA)	8,976
Carry forward general activity (UDA)	0
19/20 Contracted orthodontic activity (UOA)	0
Carry forward orthodontic activity (UOA)	0
Baseline contract value	£289,039.69

ACCESS*

Patients seen in 24 months	Total	Change since previous quarter
Quarter ending September 2018	3,073	
Quarter ending December 2018	2,996	↓
Quarter ending March 2019	2,956	↓
Quarter ending June 2019	2,915	↓
Quarter ending September 2019	2,810	↓
Variance since September 2018	(8.6%)	↓



ACTIVITY



Month	2019	2020
April	-26	392
May	731	1,044
June	1,229	1,405
July	2,095	2,203
August	2,664	2,661
September	3,135	3,035
October	3,936	
November	4,582	
December	5,262	
January	5,804	
February	6,569	
March	7,270	
April	7,603	
May	7,615	
June	7,615	

QUALITY

	Quantity	Base Number	Contract	AT	Region	England
% of FP17s for the same patient ID Re-attending within 3 months - Children	34	540	6.3%	9.5%	11.3%	11.5%
% of FP17s for the same patient ID Re-attending within 3 months - Adults	127	1,129	11.2%	13.8%	14.7%	15.4%
% of FP17s for the same patient ID Re-attending between 3 & 9 months - Children	339	540	62.8%	62.3%	60.8%	59.7%
% of FP17s for the same patient ID Re-attending between 3 & 9 months - Adults	533	1,129	47.2%	53.1%	52.8%	51.7%
% of FP17s for Band 1 Urgent Courses	130	1,540	8.4%	8.3%	8.2%	9.2%
% of FP17s Relating to Free Repair or Replacements	5	1,540	0.3%	0.7%	0.7%	0.7%
% of FP17s Relating to Continuations	10	1,540	0.6%	0.8%	0.8%	0.8%
% of Patients satisfied with the dentistry they have received	3	3	N/A	91.5%	93.2%	93.5%
% of Patients satisfied with the time they had to wait for an appointment	2	3	N/A	86.4%	88.5%	87.4%

* This is based on patients treated on this contract for their most recent course of treatment.

Figures in italics indicate the base number of FP17s or Patient Questionnaire responses are less than 100. N/A is shown where the base number of responses is less than 10 during the period. % is calculated as Quantity/Base number*100

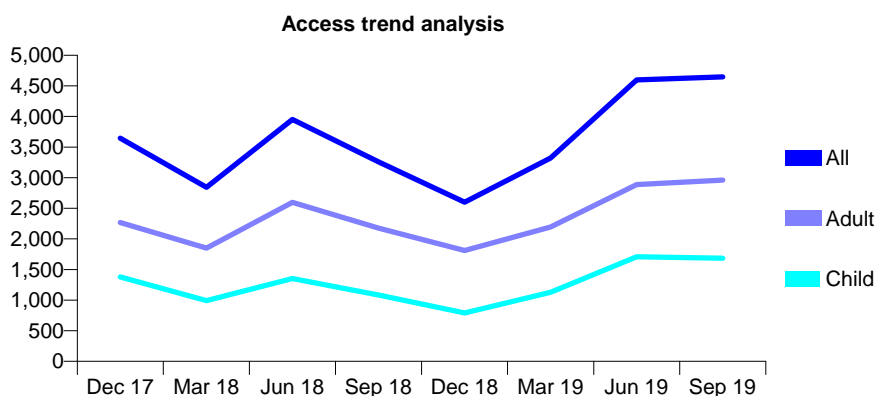
Q59 - Vital Signs At a Glance Contract Report for 127078/0001 - September 2019

Name or company name	The Whitehouse Surgery Ltd
Contract type name	GDS Contract
Purpose of contract	General
Contract start date	02/02/2009
Contract end date	

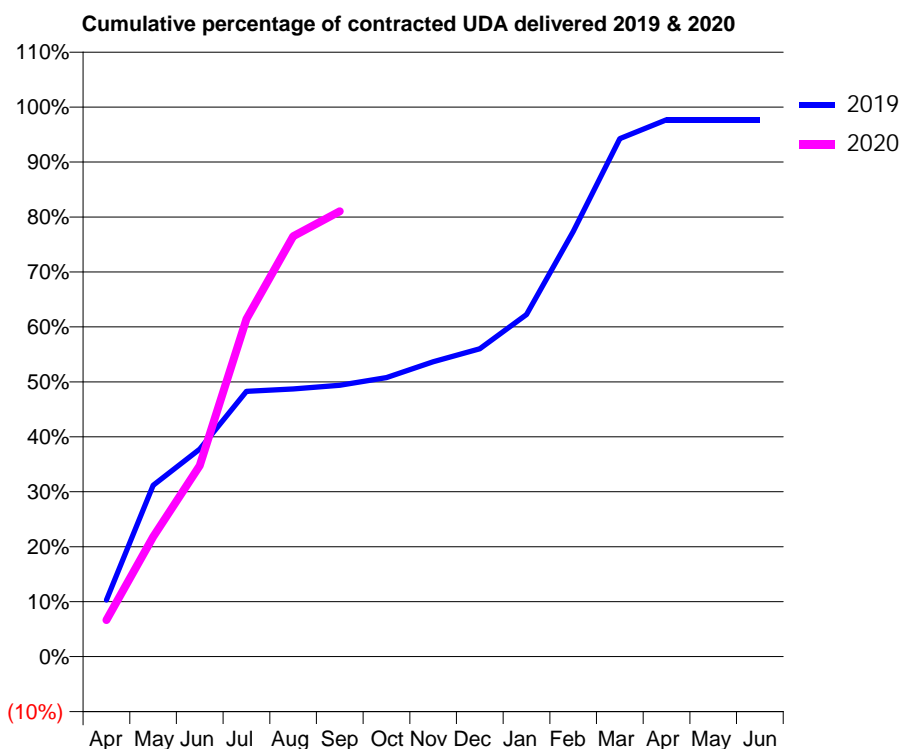
19/20 Contracted general activity (UDA)	7,884
Carry forward general activity (UDA)	0
19/20 Contracted orthodontic activity (UOA)	0
Carry forward orthodontic activity (UOA)	0
Baseline contract value	£206,524.59

ACCESS*

Patients seen in 24 months	Total	Change since previous quarter
Quarter ending September 2018	3,258	
Quarter ending December 2018	2,601	↓
Quarter ending March 2019	3,322	↑
Quarter ending June 2019	4,597	↑
Quarter ending September 2019	4,646	→
Variance since September 2018	42.6%	↑



ACTIVITY



Month	Adjusted Scheduled Activity (UDA)	
	2019	2020
April	813	524
May	2,458	1,719
June	2,977	2,742
July	3,806	4,843
August	3,842	6,030
September	3,893	6,390
October	4,004	
November	4,231	
December	4,416	
January	4,909	
February	6,100	
March	7,432	
April	7,701	
May	7,701	
June	7,702	

QUALITY

	Quantity	Base Number	Contract	AT	Region	England
% of FP17s for the same patient ID Re-attending within 3 months - Children	34	1,375	2.5%	9.5%	11.3%	11.5%
% of FP17s for the same patient ID Re-attending within 3 months - Adults	121	2,064	5.9%	13.8%	14.7%	15.4%
% of FP17s for the same patient ID Re-attending between 3 & 9 months - Children	127	1,375	9.2%	62.3%	60.8%	59.7%
% of FP17s for the same patient ID Re-attending between 3 & 9 months - Adults	214	2,064	10.4%	53.1%	52.8%	51.7%
% of FP17s for Band 1 Urgent Courses	179	3,081	5.8%	8.3%	8.2%	9.2%
% of FP17s Relating to Free Repair or Replacements	6	3,081	0.2%	0.7%	0.7%	0.7%
% of FP17s Relating to Continuations	36	3,081	1.2%	0.8%	0.8%	0.8%
% of Patients satisfied with the dentistry they have received	0	0	N/A	91.5%	93.2%	93.5%
% of Patients satisfied with the time they had to wait for an appointment	0	0	N/A	86.4%	88.5%	87.4%

* This is based on patients treated on this contract for their most recent course of treatment. Figures in italics indicate the base number of FP17s or Patient Questionnaire responses are less than 100. N/A is shown where the base number of responses is less than 10 during the period. % is calculated as Quantity/Base number*100

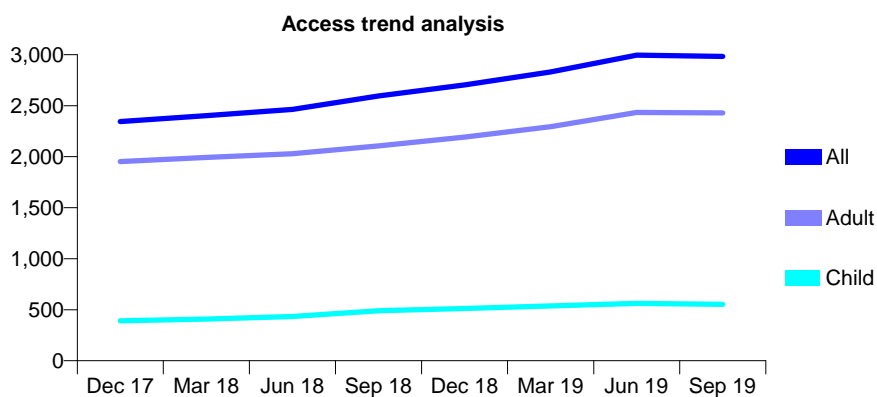
Q59 - Vital Signs At a Glance Contract Report for 129194/0001 - September 2019

Name or company name	Mr N Anand
Contract type name	GDS Contract
Purpose of contract	General
Contract start date	01/08/2013
Contract end date	

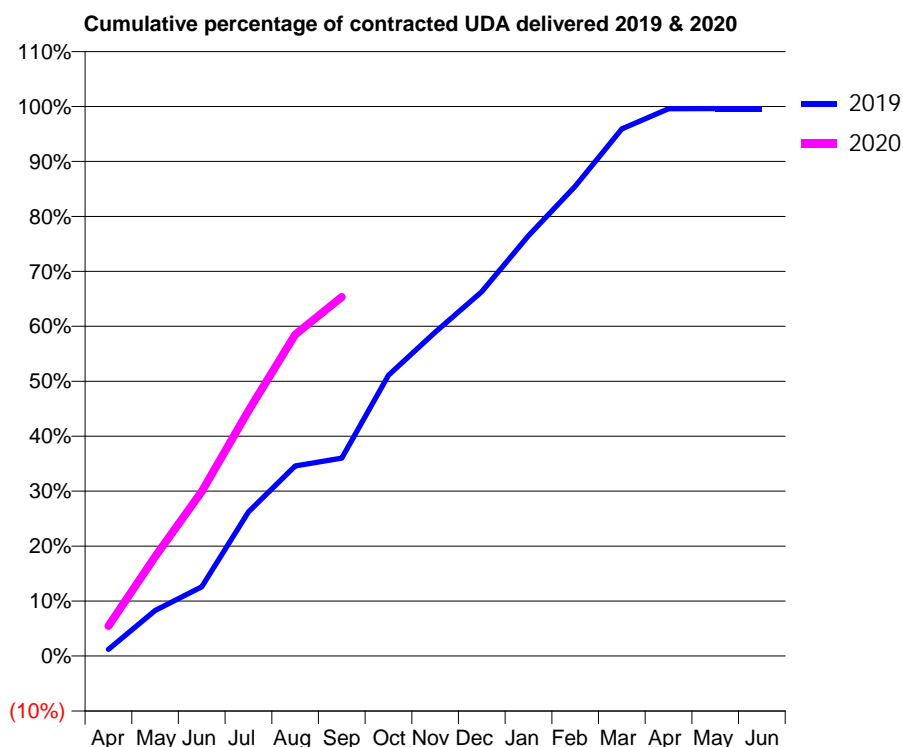
19/20 Contracted general activity (UDA)	4,759
Carry forward general activity (UDA)	0
19/20 Contracted orthodontic activity (UOA)	0
Carry forward orthodontic activity (UOA)	0
Baseline contract value	£134,515.70

ACCESS*

Patients seen in 24 months	Total	Change since previous quarter
Quarter ending September 2018	2,596	
Quarter ending December 2018	2,704	↑
Quarter ending March 2019	2,831	↑
Quarter ending June 2019	2,996	↑
Quarter ending September 2019	2,982	→
Variance since September 2018	14.9%	↑



ACTIVITY



Month	Adjusted Scheduled Activity (UDA)	
	2019	2020
April	82	261
May	560	861
June	853	1,424
July	1,772	2,124
August	2,338	2,784
September	2,433	3,110
October	3,453	
November	3,983	
December	4,481	
January	5,169	
February	5,778	
March	6,483	
April	6,731	
May	6,732	
June	6,732	

QUALITY

	Quantity	Base Number	Contract	AT	Region	England
% of FP17s for the same patient ID Re-attending within 3 months - Children	19	379	5.0%	9.5%	11.3%	11.5%
% of FP17s for the same patient ID Re-attending within 3 months - Adults	102	1,454	7.0%	13.8%	14.7%	15.4%
% of FP17s for the same patient ID Re-attending between 3 & 9 months - Children	204	379	53.8%	62.3%	60.8%	59.7%
% of FP17s for the same patient ID Re-attending between 3 & 9 months - Adults	711	1,454	48.9%	53.1%	52.8%	51.7%
% of FP17s for Band 1 Urgent Courses	115	1,703	6.8%	8.3%	8.2%	9.2%
% of FP17s Relating to Free Repair or Replacements	13	1,703	0.8%	0.7%	0.7%	0.7%
% of FP17s Relating to Continuations	2	1,703	0.1%	0.8%	0.8%	0.8%
% of Patients satisfied with the dentistry they have received	1	2	N/A	91.5%	93.2%	93.5%
% of Patients satisfied with the time they had to wait for an appointment	1	2	N/A	86.4%	88.5%	87.4%

* This is based on patients treated on this contract for their most recent course of treatment. Figures in italics indicate the base number of FP17s or Patient Questionnaire responses are less than 100. N/A is shown where the base number of responses is less than 10 during the period. % is calculated as Quantity/Base number*100

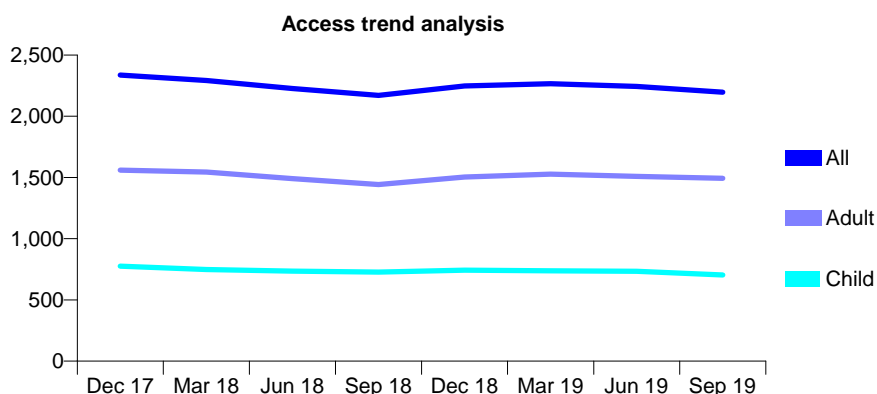
Q59 - Vital Signs At a Glance Contract Report for 129976/0001 - September 2019

Name or company name	Gorse Covert Dental Practice Ltd
Contract type name	GDS Contract
Purpose of contract	General
Contract start date	01/04/2010
Contract end date	

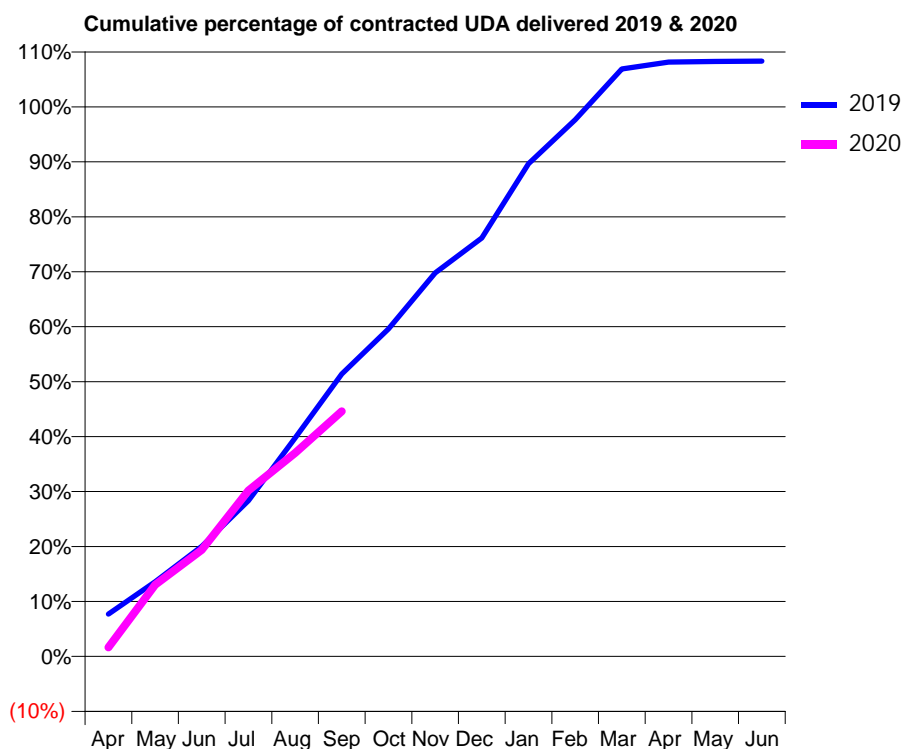
19/20 Contracted general activity (UDA)	3,225
Carry forward general activity (UDA)	0
19/20 Contracted orthodontic activity (UOA)	0
Carry forward orthodontic activity (UOA)	0
Baseline contract value	£85,694.71

ACCESS*

Patients seen in 24 months	Total	Change since previous quarter
Quarter ending September 2018	2,170	
Quarter ending December 2018	2,248	↑
Quarter ending March 2019	2,266	→
Quarter ending June 2019	2,243	↓
Quarter ending September 2019	2,197	↓
Variance since September 2018	1.2%	→



ACTIVITY



Adjusted Scheduled Activity (UDA)		
Month	2019	2020
April	249	54
May	438	421
June	646	625
July	915	974
August	1,282	1,194
September	1,657	1,438
October	1,922	
November	2,251	
December	2,456	
January	2,891	
February	3,150	
March	3,447	
April	3,488	
May	3,492	
June	3,493	

QUALITY

	Quantity	Base Number	Contract	AT	Region	England
% of FP17s for the same patient ID Re-attending within 3 months - Children	38	559	6.8%	9.5%	11.3%	11.5%
% of FP17s for the same patient ID Re-attending within 3 months - Adults	134	1,042	12.9%	13.8%	14.7%	15.4%
% of FP17s for the same patient ID Re-attending between 3 & 9 months - Children	403	559	72.1%	62.3%	60.8%	59.7%
% of FP17s for the same patient ID Re-attending between 3 & 9 months - Adults	657	1,042	63.1%	53.1%	52.8%	51.7%
% of FP17s for Band 1 Urgent Courses	54	988	5.5%	8.3%	8.2%	9.2%
% of FP17s Relating to Free Repair or Replacements	1	988	0.1%	0.7%	0.7%	0.7%
% of FP17s Relating to Continuations	3	988	0.3%	0.8%	0.8%	0.8%
% of Patients satisfied with the dentistry they have received	1	1	N/A	91.5%	93.2%	93.5%
% of Patients satisfied with the time they had to wait for an appointment	1	1	N/A	86.4%	88.5%	87.4%

* This is based on patients treated on this contract for their most recent course of treatment. Figures in italics indicate the base number of FP17s or Patient Questionnaire responses are less than 100. N/A is shown where the base number of responses is less than 10 during the period. % is calculated as Quantity/Base number*100

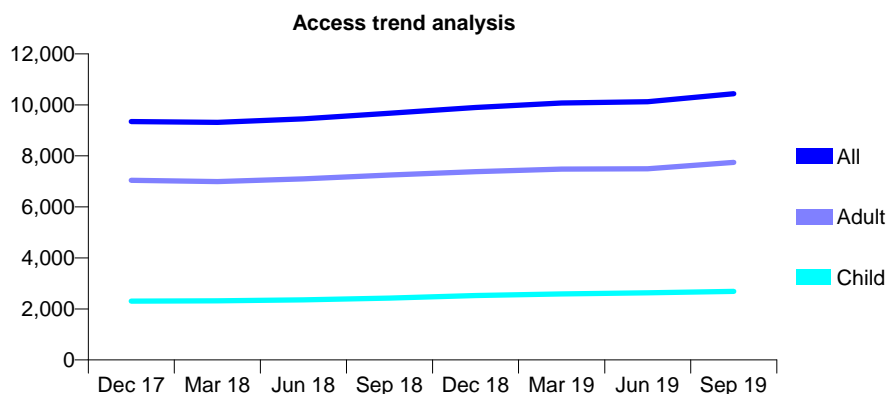
Q59 - Vital Signs At a Glance Contract Report for 131911/0001 - September 2019

Name or company name	Carholme Dental Limited
Contract type name	GDS Contract
Purpose of contract	General
Contract start date	01/02/2014
Contract end date	

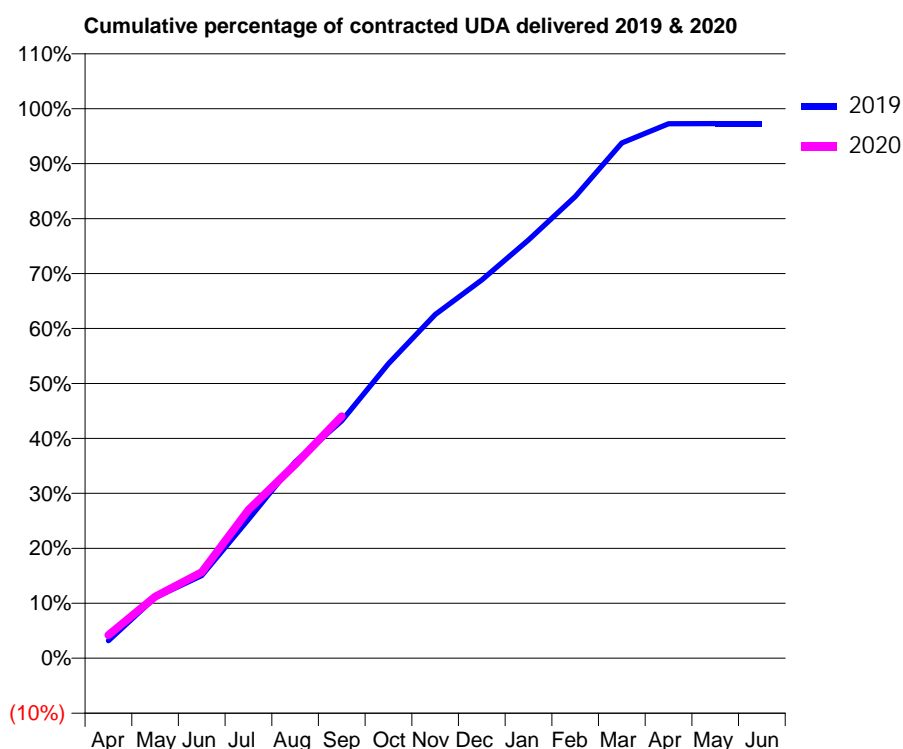
19/20 Contracted general activity (UDA)	29,731
Carry forward general activity (UDA)	0
19/20 Contracted orthodontic activity (UOA)	0
Carry forward orthodontic activity (UOA)	0
Baseline contract value	£678,347.00

ACCESS*

Patients seen in 24 months	Total	Change since previous quarter
Quarter ending September 2018	9,673	
Quarter ending December 2018	9,903	↑
Quarter ending March 2019	10,074	→
Quarter ending June 2019	10,127	→
Quarter ending September 2019	10,439	↑
Variance since September 2018	7.9%	↑



ACTIVITY



Month	2019	2020
April	948	1,254
May	3,287	3,332
June	4,474	4,656
July	7,514	8,025
August	10,613	10,477
September	12,843	13,081
October	15,933	
November	18,597	
December	20,467	
January	22,628	
February	24,971	
March	27,874	
April	28,914	
May	28,922	
June	28,919	

QUALITY

	Quantity	Base Number	Contract	AT	Region	England
% of FP17s for the same patient ID Re-attending within 3 months - Children	126	1,933	6.5%	9.5%	11.3%	11.5%
% of FP17s for the same patient ID Re-attending within 3 months - Adults	749	5,315	14.1%	13.8%	14.7%	15.4%
% of FP17s for the same patient ID Re-attending between 3 & 9 months - Children	1,130	1,933	58.5%	62.3%	60.8%	59.7%
% of FP17s for the same patient ID Re-attending between 3 & 9 months - Adults	2,965	5,315	55.8%	53.1%	52.8%	51.7%
% of FP17s for Band 1 Urgent Courses	559	6,807	8.2%	8.3%	8.2%	9.2%
% of FP17s Relating to Free Repair or Replacements	47	6,807	0.7%	0.7%	0.7%	0.7%
% of FP17s Relating to Continuations	37	6,807	0.5%	0.8%	0.8%	0.8%
% of Patients satisfied with the dentistry they have received	6	7	N/A	91.5%	93.2%	93.5%
% of Patients satisfied with the time they had to wait for an appointment	7	7	N/A	86.4%	88.5%	87.4%

* This is based on patients treated on this contract for their most recent course of treatment. Figures in italics indicate the base number of FP17s or Patient Questionnaire responses are less than 100. N/A is shown where the base number of responses is less than 10 during the period. % is calculated as Quantity/Base number*100

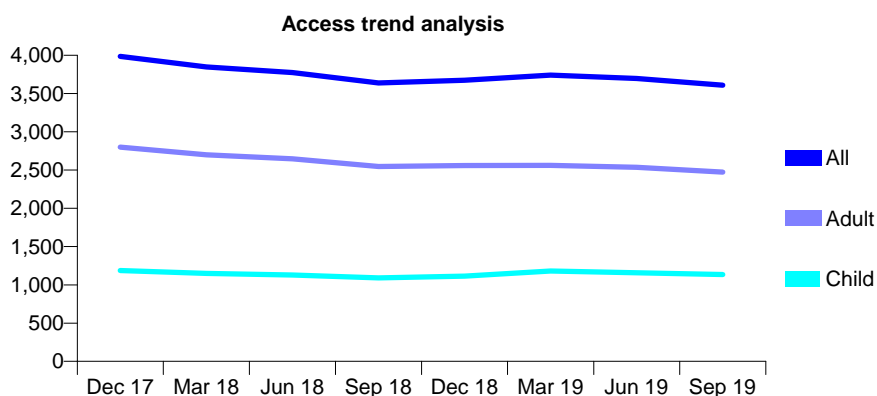
Q59 - Vital Signs At a Glance Contract Report for 134120/0001 - September 2019

Name or company name	Doncaster Road Dental Practice Ltd
Contract type name	GDS Contract
Purpose of contract	General
Contract start date	04/09/2009
Contract end date	

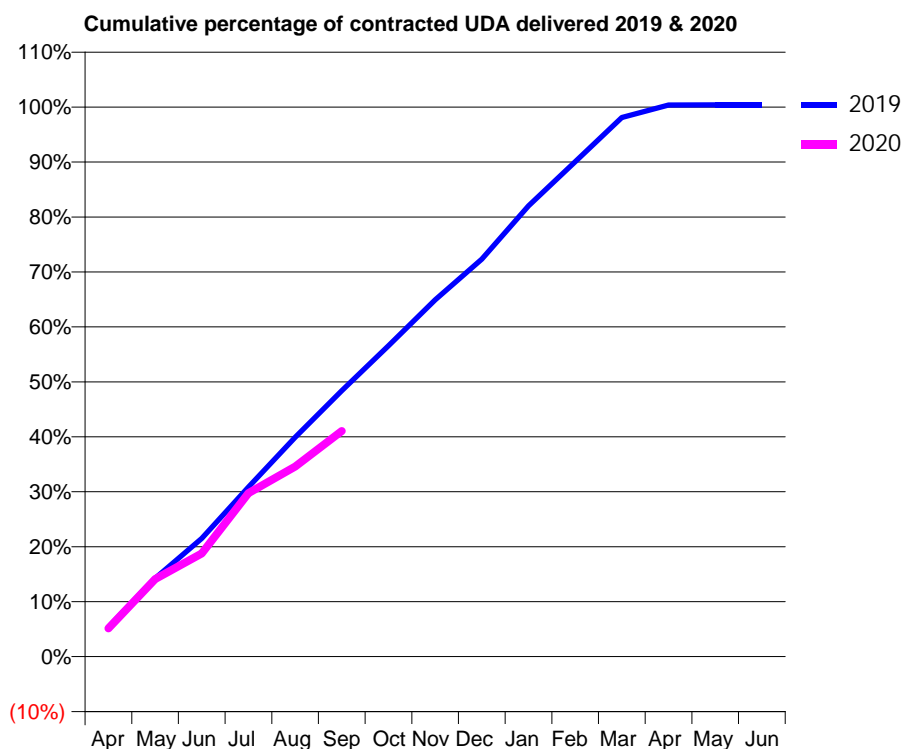
19/20 Contracted general activity (UDA)	13,458
Carry forward general activity (UDA)	0
19/20 Contracted orthodontic activity (UOA)	0
Carry forward orthodontic activity (UOA)	0
Baseline contract value	£313,105.59

ACCESS*

Patients seen in 24 months	Total	Change since previous quarter
Quarter ending September 2018	3,638	
Quarter ending December 2018	3,673	→
Quarter ending March 2019	3,742	→
Quarter ending June 2019	3,695	↓
Quarter ending September 2019	3,609	↓
Variance since September 2018	(0.8%)	→



ACTIVITY



Month	Adjusted Scheduled Activity (UDA)	
	2019	2020
April	722	694
May	1,918	1,898
June	2,894	2,526
July	4,152	4,004
August	5,371	4,654
September	6,509	5,525
October	7,614	
November	8,739	
December	9,734	
January	11,039	
February	12,121	
March	13,201	
April	13,510	
May	13,511	
June	13,511	

QUALITY

	Quantity	Base Number	Contract	AT	Region	England
% of FP17s for the same patient ID Re-attending within 3 months - Children	88	948	9.3%	9.5%	11.3%	11.5%
% of FP17s for the same patient ID Re-attending within 3 months - Adults	304	1,819	16.7%	13.8%	14.7%	15.4%
% of FP17s for the same patient ID Re-attending between 3 & 9 months - Children	699	948	73.7%	62.3%	60.8%	59.7%
% of FP17s for the same patient ID Re-attending between 3 & 9 months - Adults	1,052	1,819	57.8%	53.1%	52.8%	51.7%
% of FP17s for Band 1 Urgent Courses	227	2,600	8.7%	8.3%	8.2%	9.2%
% of FP17s Relating to Free Repair or Replacements	0	2,600	0.0%	0.7%	0.7%	0.7%
% of FP17s Relating to Continuations	0	2,600	0.0%	0.8%	0.8%	0.8%
% of Patients satisfied with the dentistry they have received	1	1	N/A	91.5%	93.2%	93.5%
% of Patients satisfied with the time they had to wait for an appointment	1	1	N/A	86.4%	88.5%	87.4%

* This is based on patients treated on this contract for their most recent course of treatment. Figures in italics indicate the base number of FP17s or Patient Questionnaire responses are less than 100. N/A is shown where the base number of responses is less than 10 during the period. % is calculated as Quantity/Base number*100

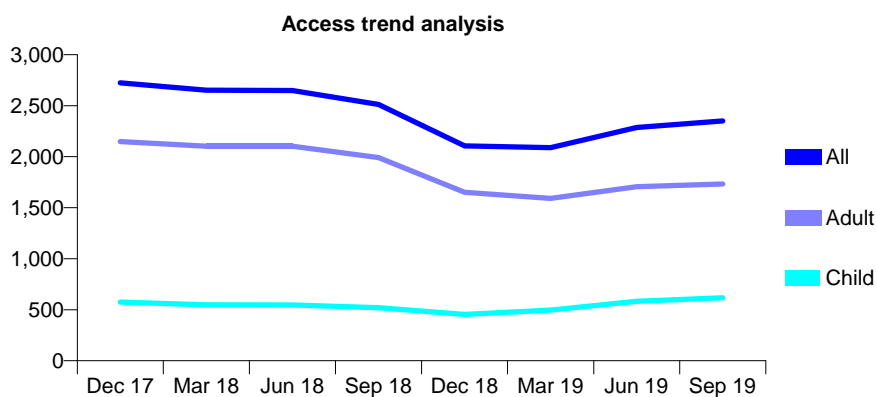
Q59 - Vital Signs At a Glance Contract Report for 136131/0001 - September 2019

Name or company name	Uppingham & Upperton Dental Practice Ltd
Contract type name	GDS Contract
Purpose of contract	General
Contract start date	07/09/2009
Contract end date	

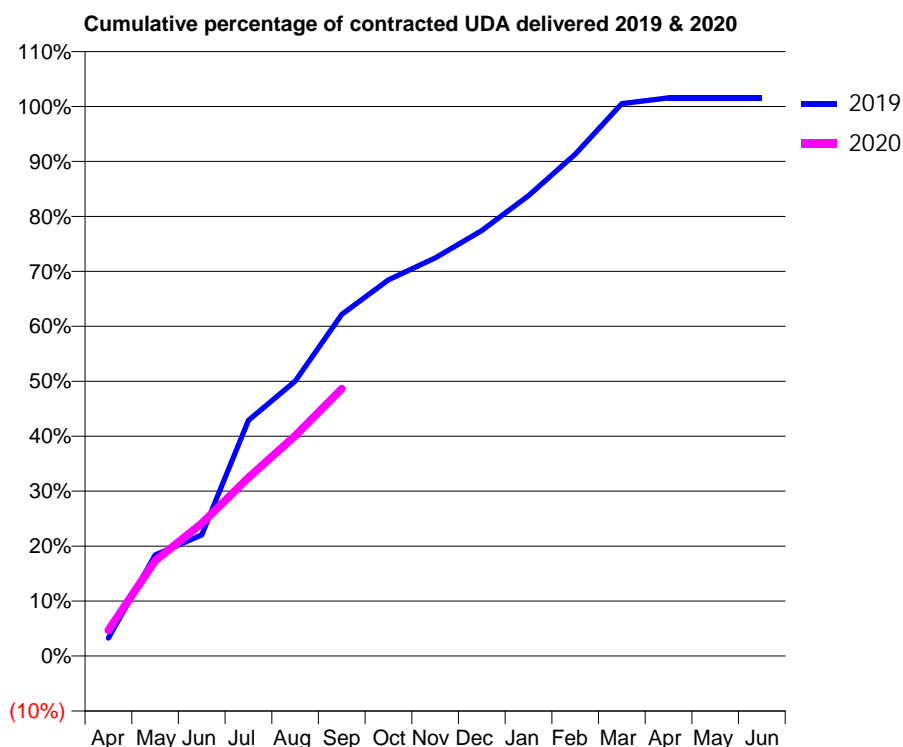
19/20 Contracted general activity (UDA)	6,638
Carry forward general activity (UDA)	0
19/20 Contracted orthodontic activity (UOA)	0
Carry forward orthodontic activity (UOA)	0
Baseline contract value	£176,655.71

ACCESS*

Patients seen in 24 months	Total	Change since previous quarter
Quarter ending September 2018	2,512	
Quarter ending December 2018	2,105	↓
Quarter ending March 2019	2,088	→
Quarter ending June 2019	2,287	↑
Quarter ending September 2019	2,351	↑
Variance since September 2018	(6.4%)	↓



ACTIVITY



Month	Adjusted Scheduled Activity (UDA)	
	2019	2020
April	218	311
May	1,220	1,151
June	1,463	1,602
July	2,846	2,154
August	3,321	2,662
September	4,126	3,227
October	4,544	
November	4,809	
December	5,140	
January	5,559	
February	6,060	
March	6,674	
April	6,742	
May	6,742	
June	6,742	

QUALITY

	Quantity	Base Number	Contract	AT	Region	England
% of FP17s for the same patient ID Re-attending within 3 months - Children	37	561	6.6%	9.5%	11.3%	11.5%
% of FP17s for the same patient ID Re-attending within 3 months - Adults	123	1,025	12.0%	13.8%	14.7%	15.4%
% of FP17s for the same patient ID Re-attending between 3 & 9 months - Children	272	561	48.5%	62.3%	60.8%	59.7%
% of FP17s for the same patient ID Re-attending between 3 & 9 months - Adults	408	1,025	39.8%	53.1%	52.8%	51.7%
% of FP17s for Band 1 Urgent Courses	126	1,553	8.1%	8.3%	8.2%	9.2%
% of FP17s Relating to Free Repair or Replacements	20	1,553	1.3%	0.7%	0.7%	0.7%
% of FP17s Relating to Continuations	20	1,553	1.3%	0.8%	0.8%	0.8%
% of Patients satisfied with the dentistry they have received	0	0	N/A	91.5%	93.2%	93.5%
% of Patients satisfied with the time they had to wait for an appointment	0	0	N/A	86.4%	88.5%	87.4%

* This is based on patients treated on this contract for their most recent course of treatment. Figures in italics indicate the base number of FP17s or Patient Questionnaire responses are less than 100. N/A is shown where the base number of responses is less than 10 during the period. % is calculated as Quantity/Base number*100

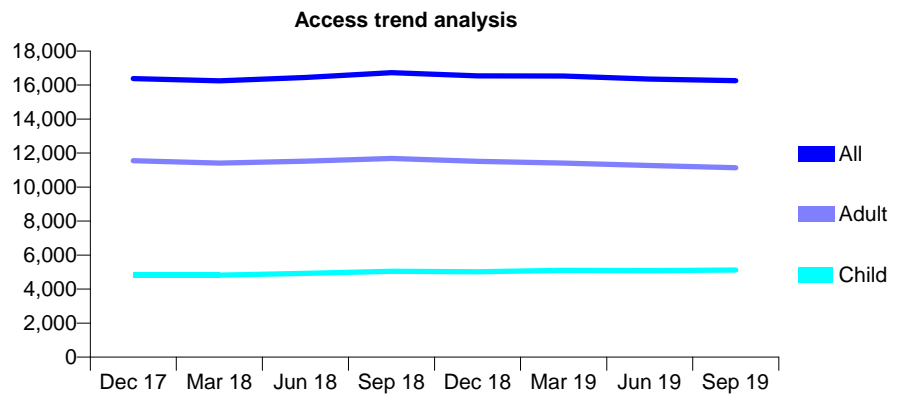
Q59 - Vital Signs At a Glance Contract Report for 137766/0001 - September 2019

Name or company name	Mr B Patel & Mr R Jansari
Contract type name	GDS Contract
Purpose of contract	General and Orthodontic
Contract start date	01/04/2010
Contract end date	

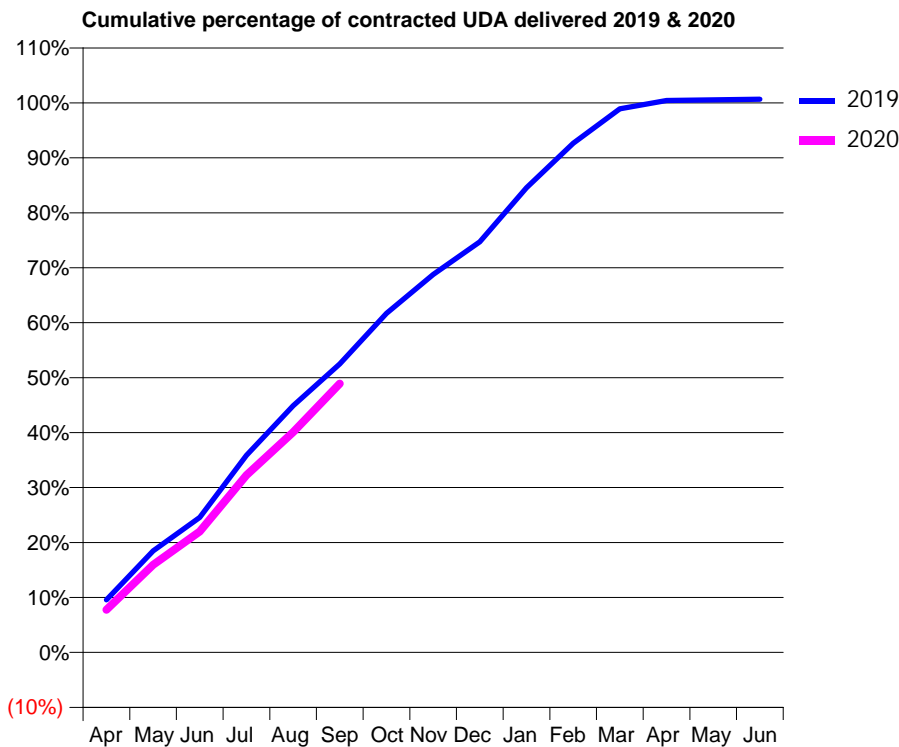
19/20 Contracted general activity (UDA)	41,661
Carry forward general activity (UDA)	0
19/20 Contracted orthodontic activity (UOA)	889
Carry forward orthodontic activity (UOA)	0
Baseline contract value	£1,327,970.14

ACCESS*

Patients seen in 24 months	Total	Change since previous quarter
Quarter ending September 2018	16,723	
Quarter ending December 2018	16,541	↓
Quarter ending March 2019	16,527	→
Quarter ending June 2019	16,354	↓
Quarter ending September 2019	16,265	→
Variance since September 2018	(2.7%)	↓



ACTIVITY



Month	2019	2020
April	3,988	3,233
May	7,703	6,643
June	10,240	9,166
July	14,941	13,443
August	18,698	16,710
September	21,868	20,372
October	25,707	
November	28,643	
December	31,127	
January	35,231	
February	38,592	
March	41,215	
April	41,838	
May	41,894	
June	41,929	

QUALITY

	Quantity	Base Number	Contract	AT	Region	England
% of FP17s for the same patient ID Re-attending within 3 months - Children	318	3,313	9.6%	9.5%	11.3%	11.5%
% of FP17s for the same patient ID Re-attending within 3 months - Adults	709	6,689	10.6%	13.8%	14.7%	15.4%
% of FP17s for the same patient ID Re-attending between 3 & 9 months - Children	1,479	3,313	44.6%	62.3%	60.8%	59.7%
% of FP17s for the same patient ID Re-attending between 3 & 9 months - Adults	3,097	6,689	46.3%	53.1%	52.8%	51.7%
% of FP17s for Band 1 Urgent Courses	698	9,343	7.5%	8.3%	8.2%	9.2%
% of FP17s Relating to Free Repair or Replacements	41	9,343	0.4%	0.7%	0.7%	0.7%
% of FP17s Relating to Continuations	83	9,343	0.9%	0.8%	0.8%	0.8%
% of Patients satisfied with the dentistry they have received	2	3	N/A	91.5%	93.2%	93.5%
% of Patients satisfied with the time they had to wait for an appointment	1	3	N/A	86.4%	88.5%	87.4%

* This is based on patients treated on this contract for their most recent course of treatment. Figures in italics indicate the base number of FP17s or Patient Questionnaire responses are less than 100. N/A is shown where the base number of responses is less than 10 during the period. % is calculated as Quantity/Base number*100

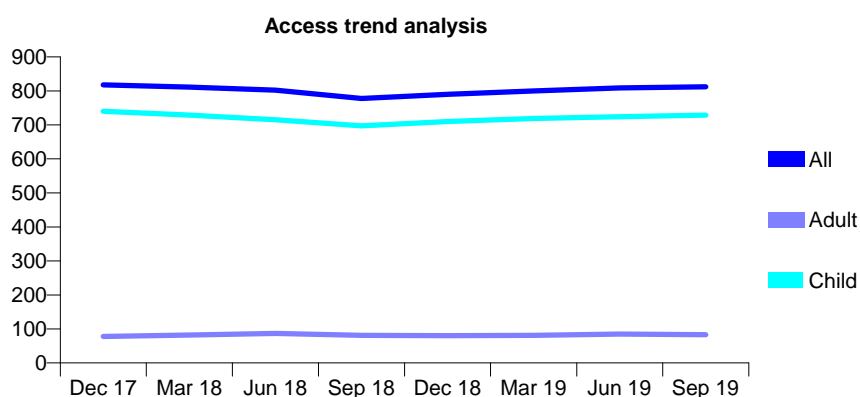
Q59 - Vital Signs At a Glance Contract Report for 137898/0001 - September 2019

Name or company name	Mr Ingram and Mrs Ingram
Contract type name	GDS Contract
Purpose of contract	General
Contract start date	01/04/2014
Contract end date	

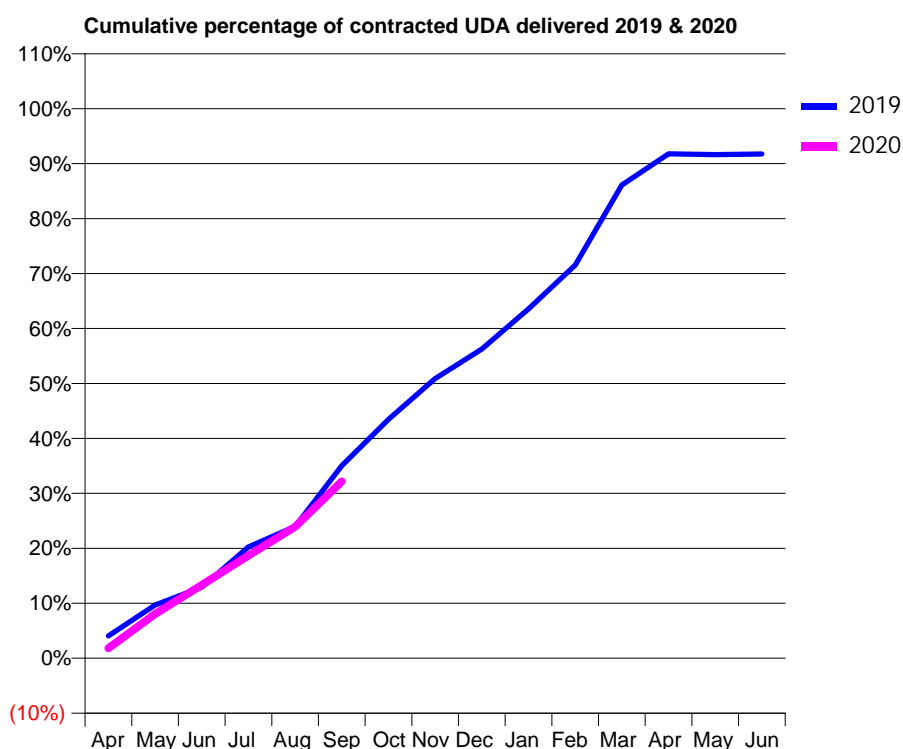
19/20 Contracted general activity (UDA)	2,200
Carry forward general activity (UDA)	0
19/20 Contracted orthodontic activity (UOA)	0
Carry forward orthodontic activity (UOA)	0
Baseline contract value	£54,071.19

ACCESS*

Patients seen in 24 months	Total	Change since previous quarter
Quarter ending September 2018	778	
Quarter ending December 2018	790	→
Quarter ending March 2019	800	→
Quarter ending June 2019	809	→
Quarter ending September 2019	812	→
Variance since September 2018	4.4%	↑



ACTIVITY



Month	2019	2020
April	73	40
May	174	177
June	233	293
July	365	411
August	432	526
September	630	708
October	782	
November	916	
December	1,013	
January	1,144	
February	1,287	
March	1,550	
April	1,652	
May	1,649	
June	1,651	

QUALITY

	Quantity	Base Number	Contract	AT	Region	England
% of FP17s for the same patient ID Re-attending within 3 months - Children	33	585	5.6%	9.5%	11.3%	11.5%
% of FP17s for the same patient ID Re-attending within 3 months - Adults	0	12	0.0%	13.8%	14.7%	15.4%
% of FP17s for the same patient ID Re-attending between 3 & 9 months - Children	414	585	70.8%	62.3%	60.8%	59.7%
% of FP17s for the same patient ID Re-attending between 3 & 9 months - Adults	11	12	91.7%	53.1%	52.8%	51.7%
% of FP17s for Band 1 Urgent Courses	14	532	2.6%	8.3%	8.2%	9.2%
% of FP17s Relating to Free Repair or Replacements	0	532	0.0%	0.7%	0.7%	0.7%
% of FP17s Relating to Continuations	0	532	0.0%	0.8%	0.8%	0.8%
% of Patients satisfied with the dentistry they have received	0	0	N/A	91.5%	93.2%	93.5%
% of Patients satisfied with the time they had to wait for an appointment	0	0	N/A	86.4%	88.5%	87.4%

* This is based on patients treated on this contract for their most recent course of treatment.

Figures in italics indicate the base number of FP17s or Patient Questionnaire responses are less than 100. N/A is shown where the base number of responses is less than 10 during the period. % is calculated as Quantity/Base number*100

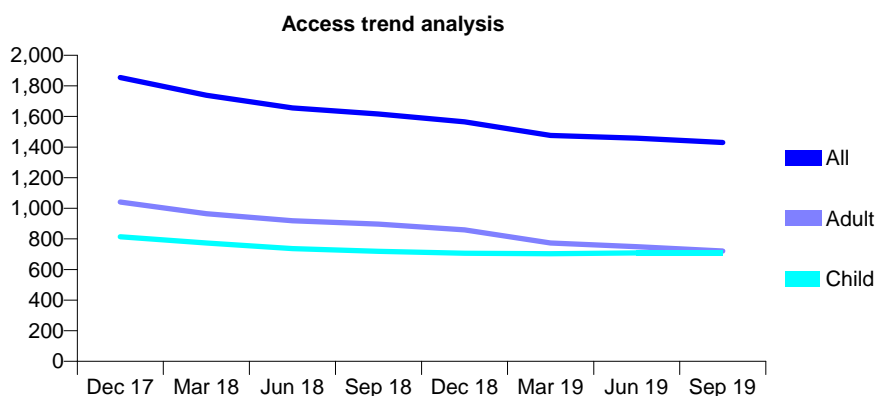
Q59 - Vital Signs At a Glance Contract Report for 139351/0001 - September 2019

Name or company name	SMILEZONE Ltd
Contract type name	GDS Contract
Purpose of contract	General
Contract start date	01/04/2007
Contract end date	

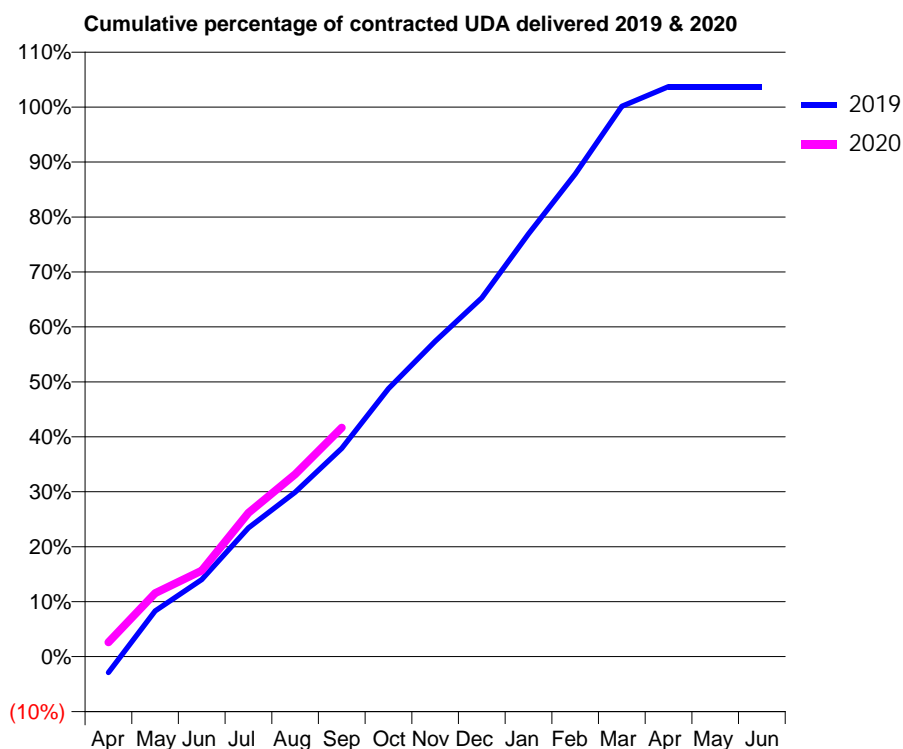
19/20 Contracted general activity (UDA)	3,727
Carry forward general activity (UDA)	0
19/20 Contracted orthodontic activity (UOA)	0
Carry forward orthodontic activity (UOA)	0
Baseline contract value	£128,833.89

ACCESS*

Patients seen in 24 months	Total	Change since previous quarter
Quarter ending September 2018	1,616	
Quarter ending December 2018	1,565	↓
Quarter ending March 2019	1,476	↓
Quarter ending June 2019	1,458	↓
Quarter ending September 2019	1,430	↓
Variance since September 2018	(11.5%)	↓



ACTIVITY



Month	Adjusted Scheduled Activity (UDA)	
	2019	2020
April	-109	97
May	310	430
June	522	584
July	873	976
August	1,115	1,236
September	1,412	1,553
October	1,817	
November	2,138	
December	2,434	
January	2,868	
February	3,273	
March	3,732	
April	3,865	
May	3,865	
June	3,865	

QUALITY

	Quantity	Base Number	Contract	AT	Region	England
% of FP17s for the same patient ID Re-attending within 3 months - Children	11	481	2.3%	9.5%	11.3%	11.5%
% of FP17s for the same patient ID Re-attending within 3 months - Adults	28	422	6.6%	13.8%	14.7%	15.4%
% of FP17s for the same patient ID Re-attending between 3 & 9 months - Children	274	481	57.0%	62.3%	60.8%	59.7%
% of FP17s for the same patient ID Re-attending between 3 & 9 months - Adults	248	422	58.8%	53.1%	52.8%	51.7%
% of FP17s for Band 1 Urgent Courses	9	842	1.1%	8.3%	8.2%	9.2%
% of FP17s Relating to Free Repair or Replacements	0	842	0.0%	0.7%	0.7%	0.7%
% of FP17s Relating to Continuations	2	842	0.2%	0.8%	0.8%	0.8%
% of Patients satisfied with the dentistry they have received	1	1	N/A	91.5%	93.2%	93.5%
% of Patients satisfied with the time they had to wait for an appointment	1	1	N/A	86.4%	88.5%	87.4%

* This is based on patients treated on this contract for their most recent course of treatment. Figures in italics indicate the base number of FP17s or Patient Questionnaire responses are less than 100. N/A is shown where the base number of responses is less than 10 during the period. % is calculated as Quantity/Base number*100

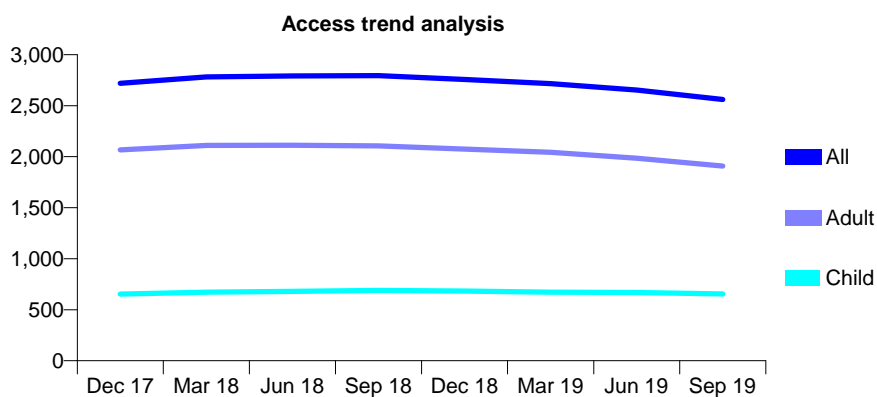
Q59 - Vital Signs At a Glance Contract Report for 139874/0001 - September 2019

Name or company name	C M Desai Limited
Contract type name	GDS Contract
Purpose of contract	General and Orthodontic
Contract start date	01/03/2008
Contract end date	

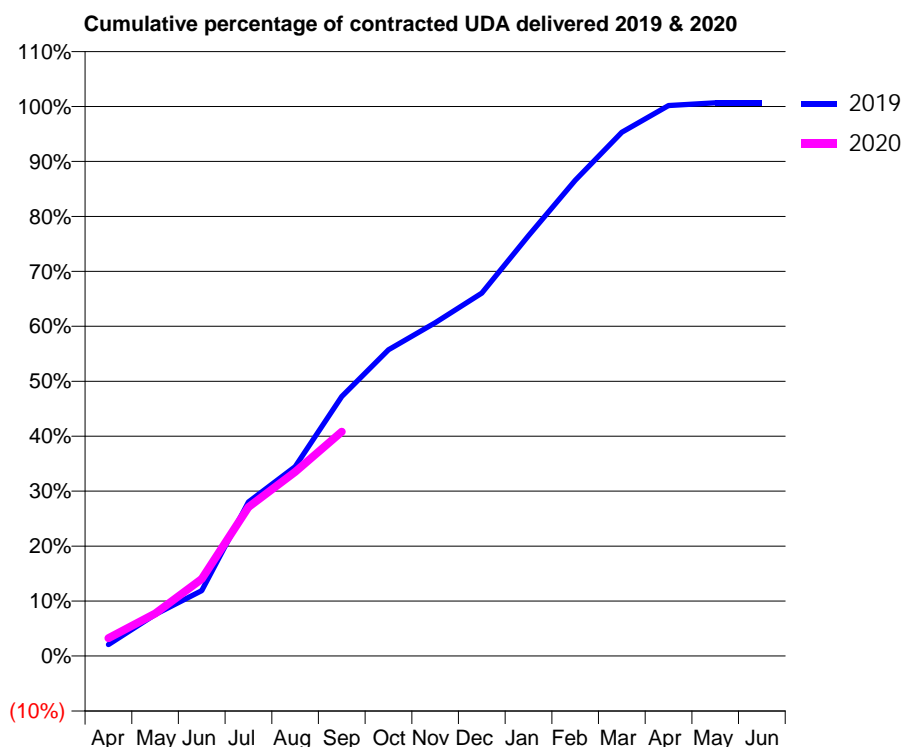
19/20 Contracted general activity (UDA)	8,313
Carry forward general activity (UDA)	0
19/20 Contracted orthodontic activity (UOA)	272
Carry forward orthodontic activity (UOA)	0
Baseline contract value	£245,791.57

ACCESS*

Patients seen in 24 months	Total	Change since previous quarter
Quarter ending September 2018	2,794	
Quarter ending December 2018	2,758	↓
Quarter ending March 2019	2,716	↓
Quarter ending June 2019	2,653	↓
Quarter ending September 2019	2,562	↓
Variance since September 2018	(8.3%)	↓



ACTIVITY



Month	Adjusted Scheduled Activity (UDA)	
	2019	2020
April	173	268
May	629	643
June	990	1,167
July	2,330	2,252
August	2,866	2,784
September	3,925	3,394
October	4,633	
November	5,043	
December	5,490	
January	6,358	
February	7,197	
March	7,922	
April	8,327	
May	8,366	
June	8,366	

QUALITY

	Quantity	Base Number	Contract	AT	Region	England
% of FP17s for the same patient ID Re-attending within 3 months - Children	59	460	12.8%	9.5%	11.3%	11.5%
% of FP17s for the same patient ID Re-attending within 3 months - Adults	190	1,126	16.9%	13.8%	14.7%	15.4%
% of FP17s for the same patient ID Re-attending between 3 & 9 months - Children	247	460	53.7%	62.3%	60.8%	59.7%
% of FP17s for the same patient ID Re-attending between 3 & 9 months - Adults	575	1,126	51.1%	53.1%	52.8%	51.7%
% of FP17s for Band 1 Urgent Courses	61	1,405	4.3%	8.3%	8.2%	9.2%
% of FP17s Relating to Free Repair or Replacements	13	1,405	0.9%	0.7%	0.7%	0.7%
% of FP17s Relating to Continuations	85	1,405	6.0%	0.8%	0.8%	0.8%
% of Patients satisfied with the dentistry they have received	1	1	N/A	91.5%	93.2%	93.5%
% of Patients satisfied with the time they had to wait for an appointment	1	1	N/A	86.4%	88.5%	87.4%

* This is based on patients treated on this contract for their most recent course of treatment. Figures in italics indicate the base number of FP17s or Patient Questionnaire responses are less than 100. N/A is shown where the base number of responses is less than 10 during the period. % is calculated as Quantity/Base number*100

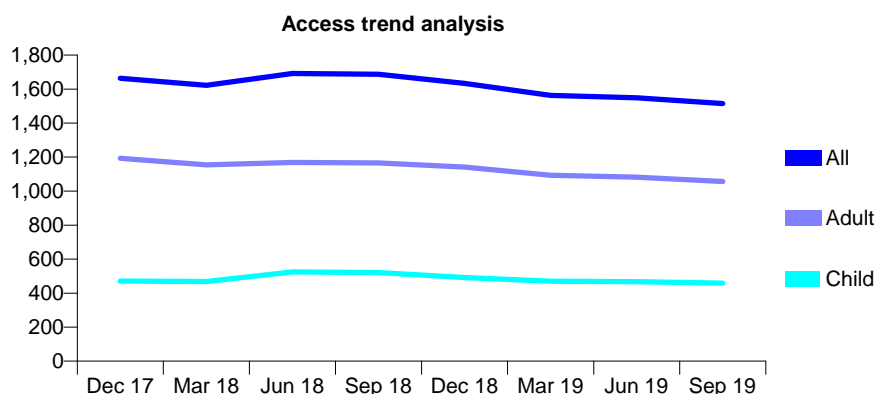
Q59 - Vital Signs At a Glance Contract Report for 139874/0002 - September 2019

Name or company name	C M Desai Limited
Contract type name	GDS Contract
Purpose of contract	General
Contract start date	01/03/2008
Contract end date	

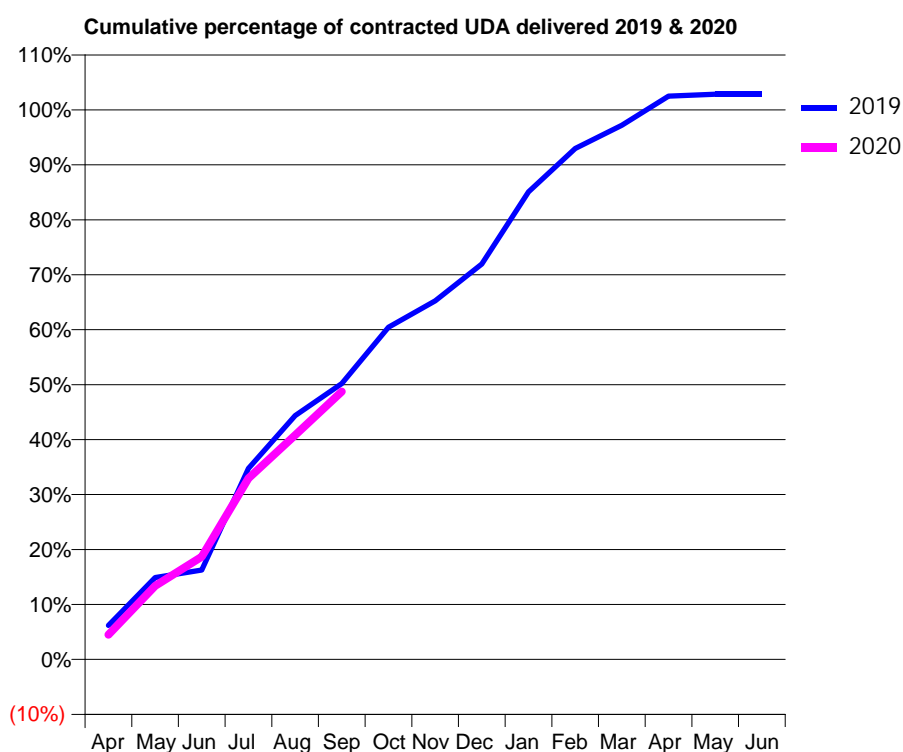
19/20 Contracted general activity (UDA)	5,026
Carry forward general activity (UDA)	0
19/20 Contracted orthodontic activity (UOA)	0
Carry forward orthodontic activity (UOA)	0
Baseline contract value	£144,997.02

ACCESS*

Patients seen in 24 months	Total	Change since previous quarter
Quarter ending September 2018	1,687	
Quarter ending December 2018	1,633	↓
Quarter ending March 2019	1,563	↓
Quarter ending June 2019	1,549	→
Quarter ending September 2019	1,515	↓
Variance since September 2018	(10.2%)	↓



ACTIVITY



Month	2019	2020
April	311	227
May	749	673
June	817	939
July	1,747	1,656
August	2,231	2,052
September	2,523	2,450
October	3,038	
November	3,279	
December	3,616	
January	4,276	
February	4,674	
March	4,885	
April	5,151	
May	5,170	
June	5,170	

QUALITY

	Quantity	Base Number	Contract	AT	Region	England
% of FP17s for the same patient ID Re-attending within 3 months - Children	29	346	8.4%	9.5%	11.3%	11.5%
% of FP17s for the same patient ID Re-attending within 3 months - Adults	119	710	16.8%	13.8%	14.7%	15.4%
% of FP17s for the same patient ID Re-attending between 3 & 9 months - Children	152	346	43.9%	62.3%	60.8%	59.7%
% of FP17s for the same patient ID Re-attending between 3 & 9 months - Adults	286	710	40.3%	53.1%	52.8%	51.7%
% of FP17s for Band 1 Urgent Courses	38	990	3.8%	8.3%	8.2%	9.2%
% of FP17s Relating to Free Repair or Replacements	12	990	1.2%	0.7%	0.7%	0.7%
% of FP17s Relating to Continuations	49	990	4.9%	0.8%	0.8%	0.8%
% of Patients satisfied with the dentistry they have received	1	1	N/A	91.5%	93.2%	93.5%
% of Patients satisfied with the time they had to wait for an appointment	1	1	N/A	86.4%	88.5%	87.4%

* This is based on patients treated on this contract for their most recent course of treatment. Figures in italics indicate the base number of FP17s or Patient Questionnaire responses are less than 100. N/A is shown where the base number of responses is less than 10 during the period. % is calculated as Quantity/Base number*100

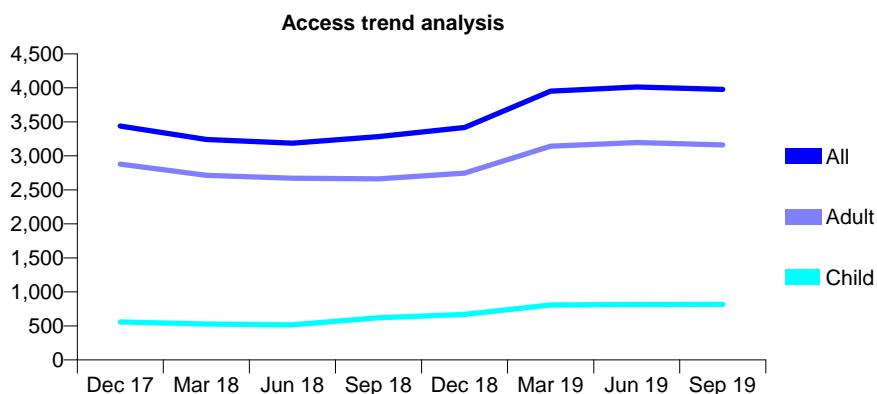
Q59 - Vital Signs At a Glance Contract Report for 142875/0001 - September 2019

Name or company name	Dr S Mathew & Dr M Cherian
Contract type name	GDS Contract
Purpose of contract	General
Contract start date	01/01/2012
Contract end date	

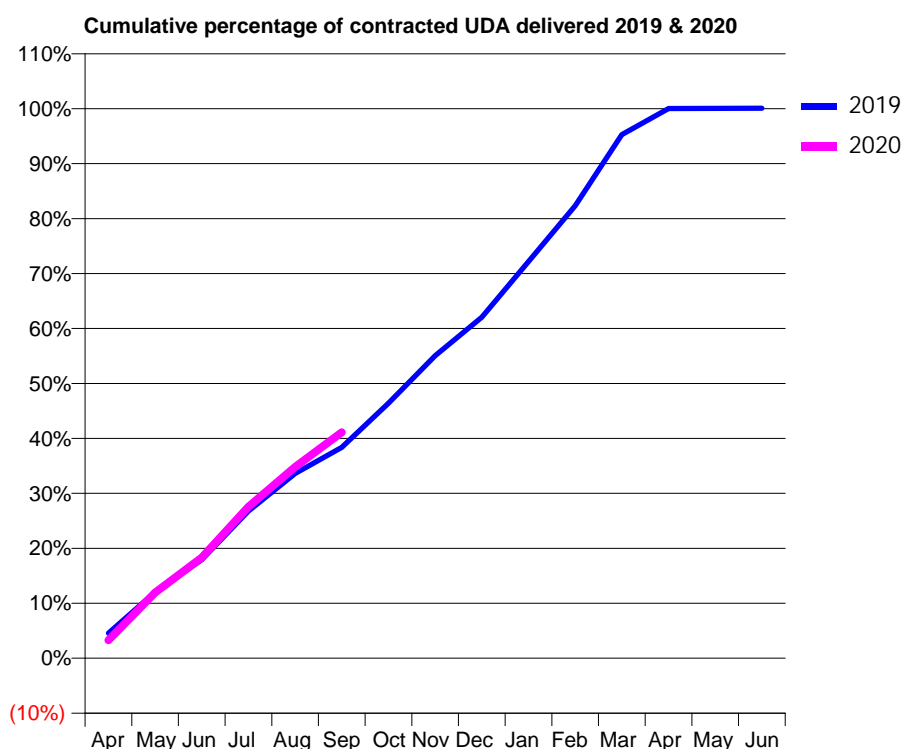
19/20 Contracted general activity (UDA)	11,224
Carry forward general activity (UDA)	0
19/20 Contracted orthodontic activity (UOA)	0
Carry forward orthodontic activity (UOA)	0
Baseline contract value	£290,098.70

ACCESS*

Patients seen in 24 months	Total	Change since previous quarter
Quarter ending September 2018	3,283	
Quarter ending December 2018	3,416	↑
Quarter ending March 2019	3,952	↑
Quarter ending June 2019	4,012	→
Quarter ending September 2019	3,978	→
Variance since September 2018	21.2%	↑



ACTIVITY



Month	2019	2020
April	514	370
May	1,354	1,341
June	2,010	2,056
July	3,005	3,092
August	3,774	3,906
September	4,308	4,613
October	5,210	
November	6,179	
December	6,964	
January	8,101	
February	9,243	
March	10,693	
April	11,227	
May	11,230	
June	11,231	

QUALITY

	Quantity	Base Number	Contract	AT	Region	England
% of FP17s for the same patient ID Re-attending within 3 months - Children	23	632	3.6%	9.5%	11.3%	11.5%
% of FP17s for the same patient ID Re-attending within 3 months - Adults	181	2,332	7.8%	13.8%	14.7%	15.4%
% of FP17s for the same patient ID Re-attending between 3 & 9 months - Children	480	632	75.9%	62.3%	60.8%	59.7%
% of FP17s for the same patient ID Re-attending between 3 & 9 months - Adults	1,504	2,332	64.5%	53.1%	52.8%	51.7%
% of FP17s for Band 1 Urgent Courses	119	2,702	4.4%	8.3%	8.2%	9.2%
% of FP17s Relating to Free Repair or Replacements	13	2,702	0.5%	0.7%	0.7%	0.7%
% of FP17s Relating to Continuations	0	2,702	0.0%	0.8%	0.8%	0.8%
% of Patients satisfied with the dentistry they have received	2	2	N/A	91.5%	93.2%	93.5%
% of Patients satisfied with the time they had to wait for an appointment	2	2	N/A	86.4%	88.5%	87.4%

* This is based on patients treated on this contract for their most recent course of treatment. Figures in italics indicate the base number of FP17s or Patient Questionnaire responses are less than 100. N/A is shown where the base number of responses is less than 10 during the period. % is calculated as Quantity/Base number*100

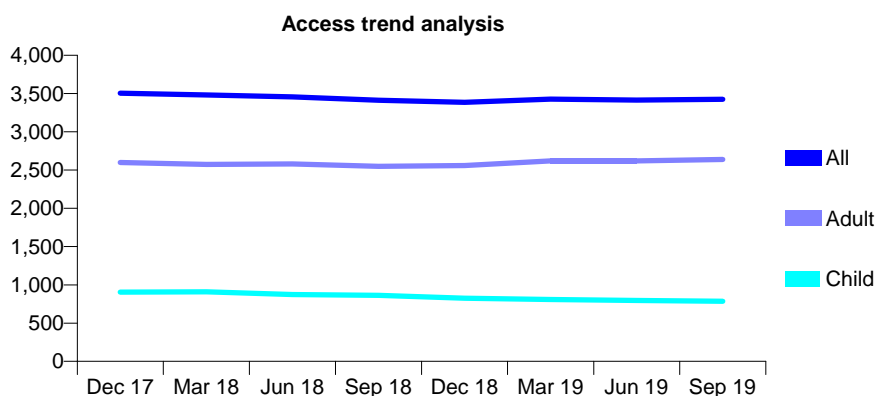
Q59 - Vital Signs At a Glance Contract Report for 143448/0001 - September 2019

Name or company name	Dr D J Duplessis & Ms Lieze Duplessis
Contract type name	GDS Contract
Purpose of contract	General and Orthodontic
Contract start date	01/04/2011
Contract end date	

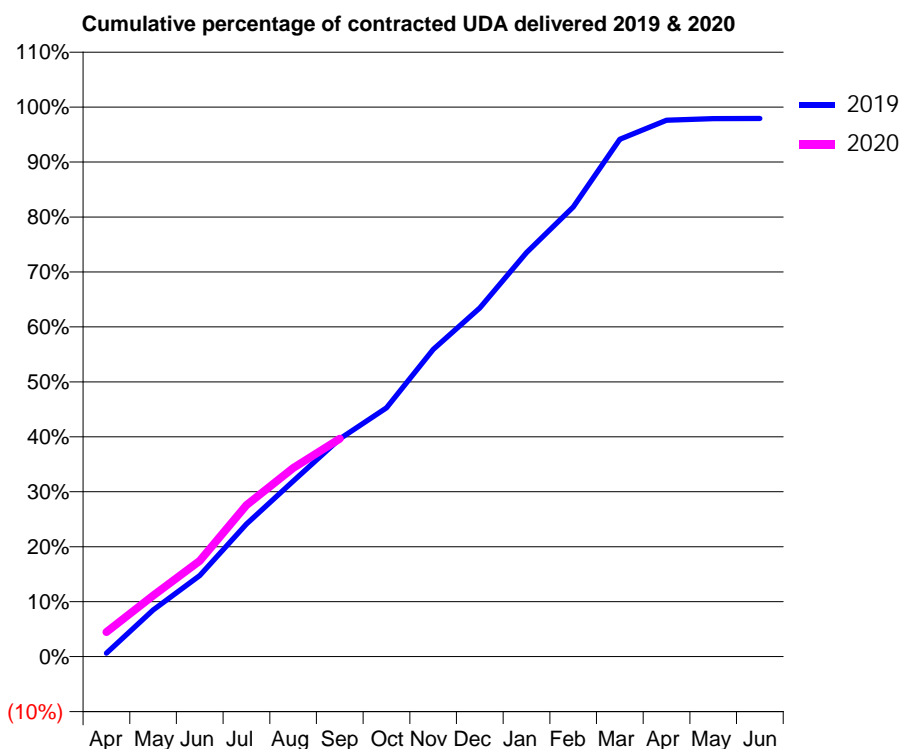
19/20 Contracted general activity (UDA)	9,098
Carry forward general activity (UDA)	0
19/20 Contracted orthodontic activity (UOA)	289
Carry forward orthodontic activity (UOA)	0
Baseline contract value	£273,090.20

ACCESS*

Patients seen in 24 months	Total	Change since previous quarter
Quarter ending September 2018	3,412	
Quarter ending December 2018	3,385	→
Quarter ending March 2019	3,427	→
Quarter ending June 2019	3,413	→
Quarter ending September 2019	3,424	→
Variance since September 2018	0.4%	→



ACTIVITY



Month	Adjusted Scheduled Activity (UDA)	
	2019	2020
April	56	407
May	774	1,009
June	1,341	1,586
July	2,195	2,508
August	2,907	3,124
September	3,603	3,607
October	4,119	
November	5,086	
December	5,773	
January	6,689	
February	7,444	
March	8,566	
April	8,881	
May	8,907	
June	8,909	

QUALITY

	Quantity	Base Number	Contract	AT	Region	England
% of FP17s for the same patient ID Re-attending within 3 months - Children	37	401	9.2%	9.5%	11.3%	11.5%
% of FP17s for the same patient ID Re-attending within 3 months - Adults	225	1,253	18.0%	13.8%	14.7%	15.4%
% of FP17s for the same patient ID Re-attending between 3 & 9 months - Children	78	401	19.5%	62.3%	60.8%	59.7%
% of FP17s for the same patient ID Re-attending between 3 & 9 months - Adults	340	1,253	27.1%	53.1%	52.8%	51.7%
% of FP17s for Band 1 Urgent Courses	256	1,506	17.0%	8.3%	8.2%	9.2%
% of FP17s Relating to Free Repair or Replacements	9	1,506	0.6%	0.7%	0.7%	0.7%
% of FP17s Relating to Continuations	50	1,506	3.3%	0.8%	0.8%	0.8%
% of Patients satisfied with the dentistry they have received	1	1	N/A	91.5%	93.2%	93.5%
% of Patients satisfied with the time they had to wait for an appointment	1	1	N/A	86.4%	88.5%	87.4%

* This is based on patients treated on this contract for their most recent course of treatment. Figures in italics indicate the base number of FP17s or Patient Questionnaire responses are less than 100. N/A is shown where the base number of responses is less than 10 during the period. % is calculated as Quantity/Base number*100

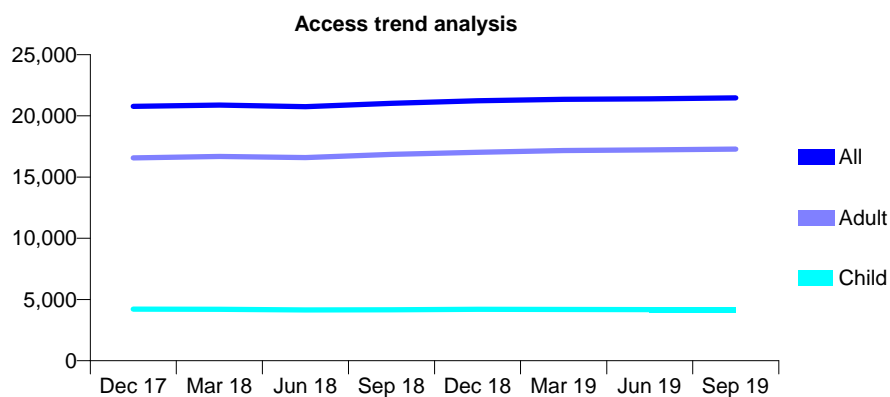
Q59 - Vital Signs At a Glance Contract Report for 144738/0001 - September 2019

Name or company name	Mr D W Barsby, Mr D Wolverson & Mr S J E
Contract type name	GDS Contract
Purpose of contract	General
Contract start date	01/08/2010
Contract end date	

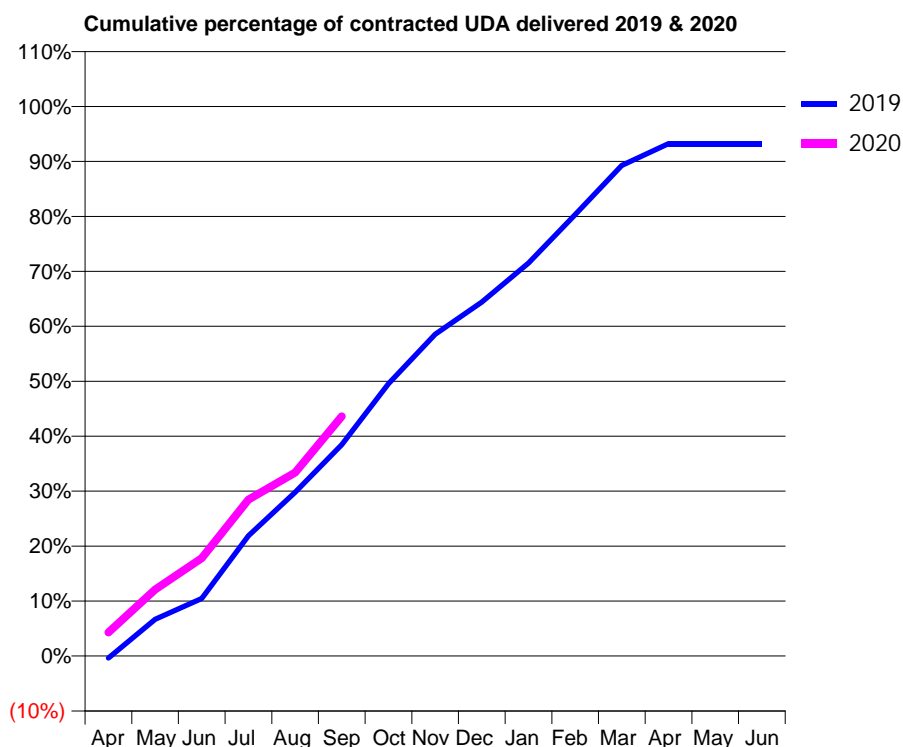
19/20 Contracted general activity (UDA)	53,857
Carry forward general activity (UDA)	0
19/20 Contracted orthodontic activity (UOA)	0
Carry forward orthodontic activity (UOA)	0
Baseline contract value	£1,346,126.44

ACCESS*

Patients seen in 24 months	Total	Change since previous quarter
Quarter ending September 2018	21,031	
Quarter ending December 2018	21,231	→
Quarter ending March 2019	21,361	→
Quarter ending June 2019	21,387	→
Quarter ending September 2019	21,468	→
Variance since September 2018	2.1%	↑



ACTIVITY



Month	Adjusted Scheduled Activity (UDA)	
	2019	2020
April	-204	2,319
May	3,605	6,521
June	5,644	9,587
July	11,798	15,331
August	16,062	17,985
September	20,709	23,492
October	26,680	
November	31,525	
December	34,679	
January	38,510	
February	43,262	
March	48,072	
April	50,202	
May	50,213	
June	50,210	

QUALITY

	Quantity	Base Number	Contract	AT	Region	England
% of FP17s for the same patient ID Re-attending within 3 months - Children	173	3,213	5.4%	9.5%	11.3%	11.5%
% of FP17s for the same patient ID Re-attending within 3 months - Adults	1,329	12,736	10.4%	13.8%	14.7%	15.4%
% of FP17s for the same patient ID Re-attending between 3 & 9 months - Children	2,041	3,213	63.5%	62.3%	60.8%	59.7%
% of FP17s for the same patient ID Re-attending between 3 & 9 months - Adults	8,143	12,736	63.9%	53.1%	52.8%	51.7%
% of FP17s for Band 1 Urgent Courses	1,080	14,710	7.3%	8.3%	8.2%	9.2%
% of FP17s Relating to Free Repair or Replacements	78	14,710	0.5%	0.7%	0.7%	0.7%
% of FP17s Relating to Continuations	109	14,710	0.7%	0.8%	0.8%	0.8%
% of Patients satisfied with the dentistry they have received	6	6	N/A	91.5%	93.2%	93.5%
% of Patients satisfied with the time they had to wait for an appointment	6	6	N/A	86.4%	88.5%	87.4%

* This is based on patients treated on this contract for their most recent course of treatment. Figures in italics indicate the base number of FP17s or Patient Questionnaire responses are less than 100. N/A is shown where the base number of responses is less than 10 during the period. % is calculated as Quantity/Base number*100

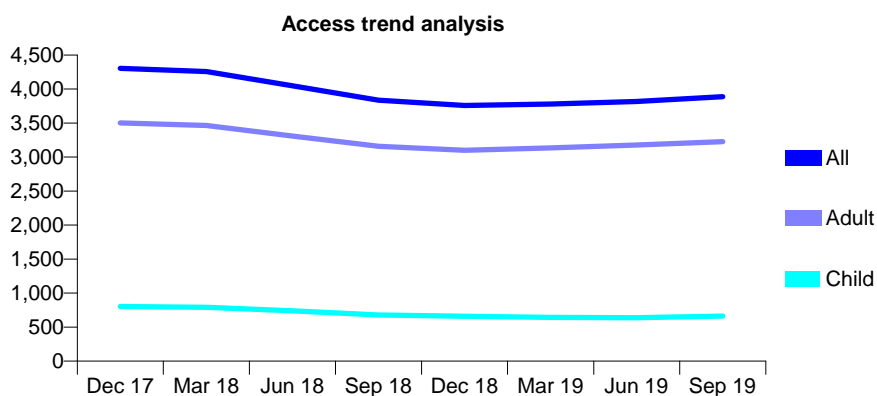
Q59 - Vital Signs At a Glance Contract Report for 144746/0001 - September 2019

Name or company name	Mr A Parmar & Mrs R Parmar
Contract type name	GDS Contract
Purpose of contract	General and Orthodontic
Contract start date	01/04/2014
Contract end date	

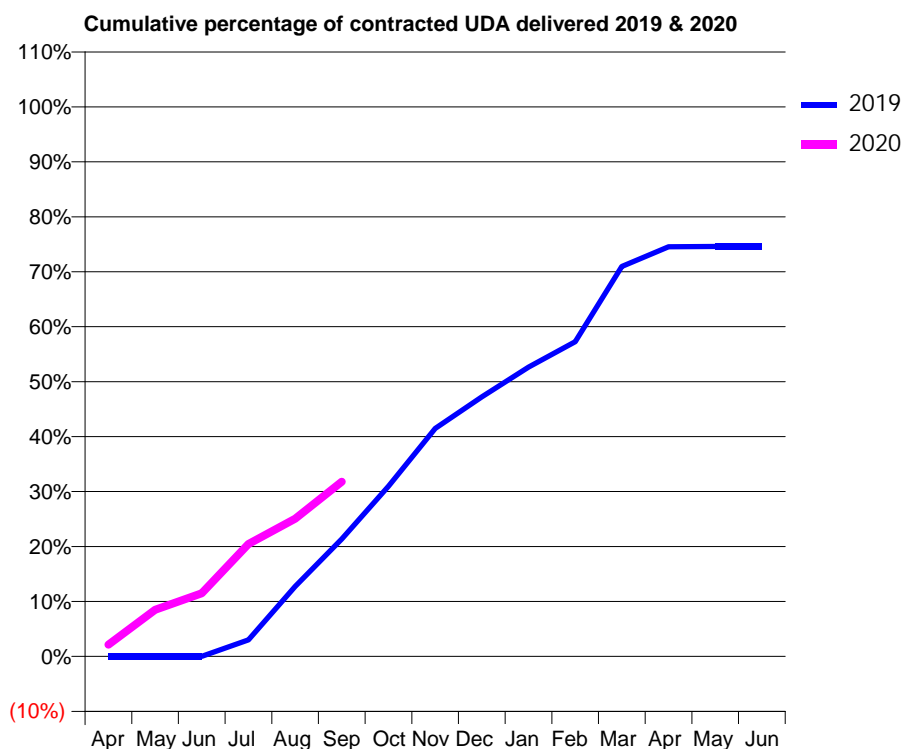
19/20 Contracted general activity (UDA)	15,915
Carry forward general activity (UDA)	0
19/20 Contracted orthodontic activity (UOA)	297
Carry forward orthodontic activity (UOA)	0
Baseline contract value	£342,658.71

ACCESS*

Patients seen in 24 months	Total	Change since previous quarter
Quarter ending September 2018	3,837	
Quarter ending December 2018	3,760	↓
Quarter ending March 2019	3,780	→
Quarter ending June 2019	3,816	→
Quarter ending September 2019	3,887	→
Variance since September 2018	1.3%	→



ACTIVITY



Month	Adjusted Scheduled Activity (UDA)	
	2019	2020
April	0	340
May	0	1,351
June	0	1,827
July	482	3,259
August	2,029	3,986
September	3,402	5,063
October	4,929	
November	6,602	
December	7,517	
January	8,380	
February	9,112	
March	11,291	
April	11,863	
May	11,875	
June	11,875	

QUALITY

	Quantity	Base Number	Contract	AT	Region	England
% of FP17s for the same patient ID Re-attending within 3 months - Children	34	508	6.7%	9.5%	11.3%	11.5%
% of FP17s for the same patient ID Re-attending within 3 months - Adults	194	2,192	8.9%	13.8%	14.7%	15.4%
% of FP17s for the same patient ID Re-attending between 3 & 9 months - Children	325	508	64.0%	62.3%	60.8%	59.7%
% of FP17s for the same patient ID Re-attending between 3 & 9 months - Adults	1,178	2,192	53.7%	53.1%	52.8%	51.7%
% of FP17s for Band 1 Urgent Courses	110	2,496	4.4%	8.3%	8.2%	9.2%
% of FP17s Relating to Free Repair or Replacements	9	2,496	0.4%	0.7%	0.7%	0.7%
% of FP17s Relating to Continuations	29	2,496	1.2%	0.8%	0.8%	0.8%
% of Patients satisfied with the dentistry they have received	2	2	N/A	91.5%	93.2%	93.5%
% of Patients satisfied with the time they had to wait for an appointment	2	2	N/A	86.4%	88.5%	87.4%

* This is based on patients treated on this contract for their most recent course of treatment. Figures in italics indicate the base number of FP17s or Patient Questionnaire responses are less than 100. N/A is shown where the base number of responses is less than 10 during the period. % is calculated as Quantity/Base number*100

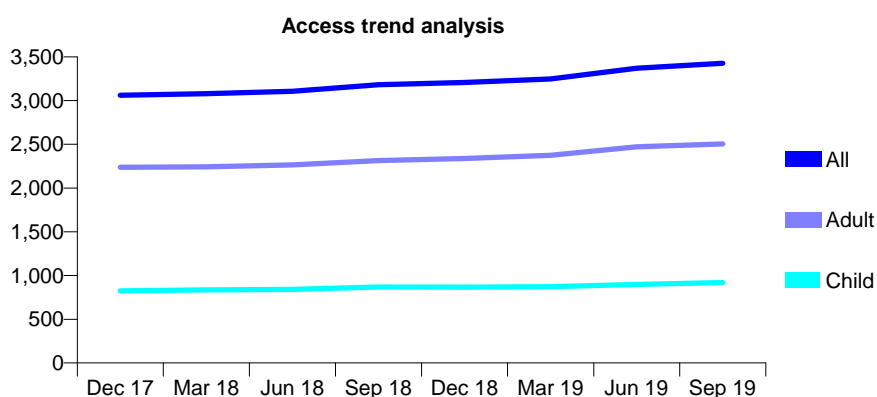
Q59 - Vital Signs At a Glance Contract Report for 147966/0002 - September 2019

Name or company name	Pure Dental Studio Ltd
Contract type name	GDS Contract
Purpose of contract	General
Contract start date	01/04/2010
Contract end date	

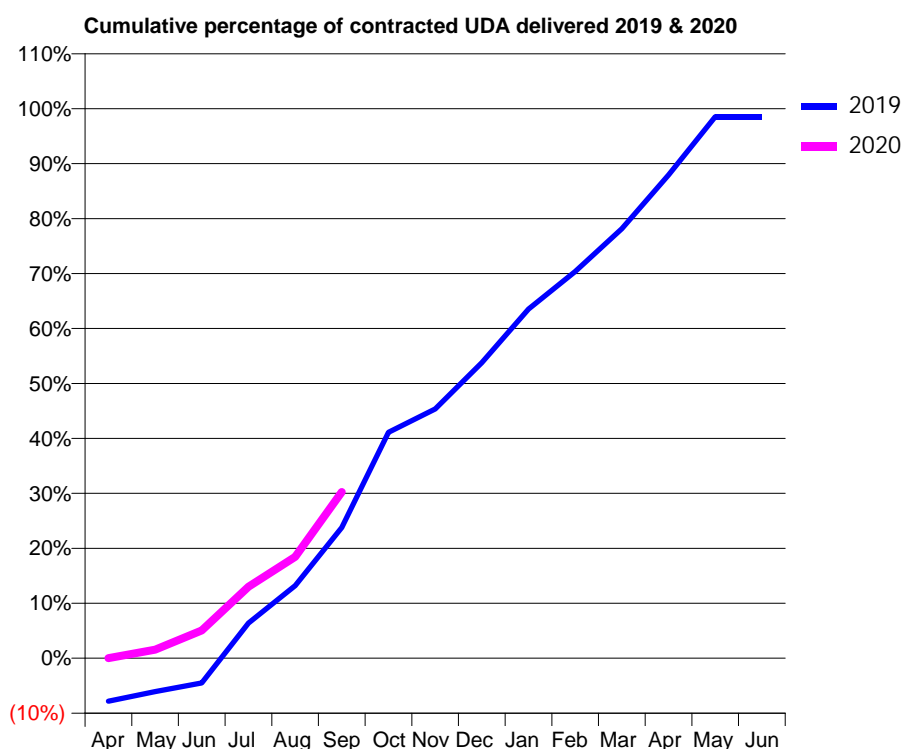
19/20 Contracted general activity (UDA)	6,255
Carry forward general activity (UDA)	0
19/20 Contracted orthodontic activity (UOA)	0
Carry forward orthodontic activity (UOA)	0
Baseline contract value	£193,617.29

ACCESS*

Patients seen in 24 months	Total	Change since previous quarter
Quarter ending September 2018	3,182	
Quarter ending December 2018	3,206	→
Quarter ending March 2019	3,248	→
Quarter ending June 2019	3,369	↑
Quarter ending September 2019	3,426	→
Variance since September 2018	7.7%	↑



ACTIVITY



Month	2019	2020
April	-490	0
May	-382	98
June	-283	317
July	400	813
August	827	1,154
September	1,487	1,893
October	2,572	
November	2,838	
December	3,363	
January	3,973	
February	4,403	
March	4,888	
April	5,500	
May	6,163	
June	6,164	

QUALITY

	Quantity	Base Number	Contract	AT	Region	England
% of FP17s for the same patient ID Re-attending within 3 months - Children	55	835	6.6%	9.5%	11.3%	11.5%
% of FP17s for the same patient ID Re-attending within 3 months - Adults	201	1,687	11.9%	13.8%	14.7%	15.4%
% of FP17s for the same patient ID Re-attending between 3 & 9 months - Children	507	835	60.7%	62.3%	60.8%	59.7%
% of FP17s for the same patient ID Re-attending between 3 & 9 months - Adults	897	1,687	53.2%	53.1%	52.8%	51.7%
% of FP17s for Band 1 Urgent Courses	58	1,167	5.0%	8.3%	8.2%	9.2%
% of FP17s Relating to Free Repair or Replacements	10	1,167	0.9%	0.7%	0.7%	0.7%
% of FP17s Relating to Continuations	23	1,167	2.0%	0.8%	0.8%	0.8%
% of Patients satisfied with the dentistry they have received	5	5	N/A	91.5%	93.2%	93.5%
% of Patients satisfied with the time they had to wait for an appointment	5	5	N/A	86.4%	88.5%	87.4%

* This is based on patients treated on this contract for their most recent course of treatment.

Figures in italics indicate the base number of FP17s or Patient Questionnaire responses are less than 100. N/A is shown where the base number of responses is less than 10 during the period. % is calculated as Quantity/Base number*100

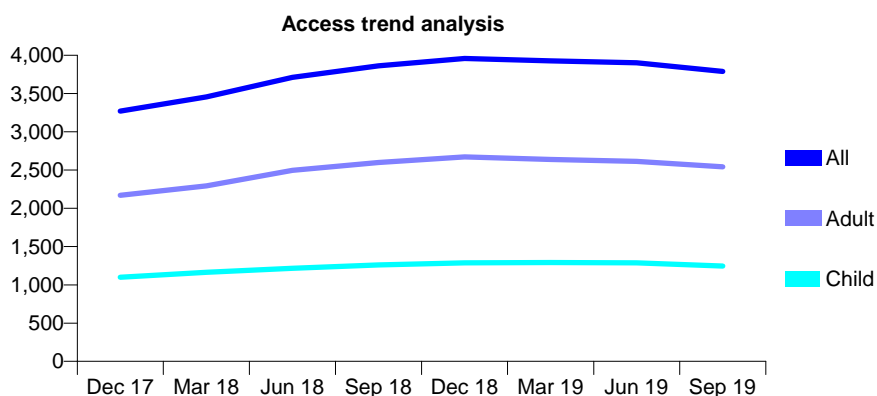
Q59 - Vital Signs At a Glance Contract Report for 149454/0001 - September 2019

Name or company name	Dental Care Clinic Limited
Contract type name	GDS Contract
Purpose of contract	General
Contract start date	01/04/2008
Contract end date	

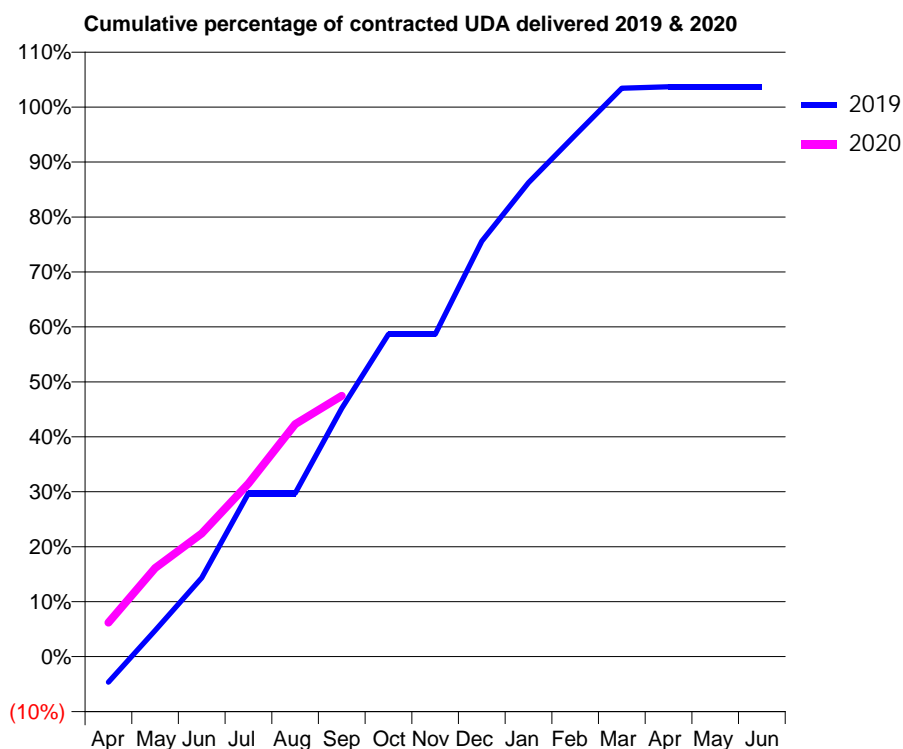
19/20 Contracted general activity (UDA)	12,730
Carry forward general activity (UDA)	0
19/20 Contracted orthodontic activity (UOA)	0
Carry forward orthodontic activity (UOA)	0
Baseline contract value	£362,205.14

ACCESS*

Patients seen in 24 months	Total	Change since previous quarter
Quarter ending September 2018	3,861	
Quarter ending December 2018	3,958	↑
Quarter ending March 2019	3,928	→
Quarter ending June 2019	3,901	→
Quarter ending September 2019	3,788	↓
Variance since September 2018	(1.9%)	↓



ACTIVITY



Month	Adjusted Scheduled Activity (UDA)	
	2019	2020
April	-594	788
May	606	2,053
June	1,829	2,854
July	3,784	4,011
August	3,784	5,386
September	5,752	6,041
October	7,469	
November	7,469	
December	9,622	
January	10,981	
February	12,081	
March	13,169	
April	13,197	
May	13,197	
June	13,197	

QUALITY

	Quantity	Base Number	Contract	AT	Region	England
% of FP17s for the same patient ID Re-attending within 3 months - Children	75	1,010	7.4%	9.5%	11.3%	11.5%
% of FP17s for the same patient ID Re-attending within 3 months - Adults	274	1,532	17.9%	13.8%	14.7%	15.4%
% of FP17s for the same patient ID Re-attending between 3 & 9 months - Children	727	1,010	72.0%	62.3%	60.8%	59.7%
% of FP17s for the same patient ID Re-attending between 3 & 9 months - Adults	812	1,532	53.0%	53.1%	52.8%	51.7%
% of FP17s for Band 1 Urgent Courses	205	2,514	8.2%	8.3%	8.2%	9.2%
% of FP17s Relating to Free Repair or Replacements	35	2,514	1.4%	0.7%	0.7%	0.7%
% of FP17s Relating to Continuations	26	2,514	1.0%	0.8%	0.8%	0.8%
% of Patients satisfied with the dentistry they have received	0	0	N/A	91.5%	93.2%	93.5%
% of Patients satisfied with the time they had to wait for an appointment	0	0	N/A	86.4%	88.5%	87.4%

* This is based on patients treated on this contract for their most recent course of treatment. Figures in italics indicate the base number of FP17s or Patient Questionnaire responses are less than 100. N/A is shown where the base number of responses is less than 10 during the period. % is calculated as Quantity/Base number*100

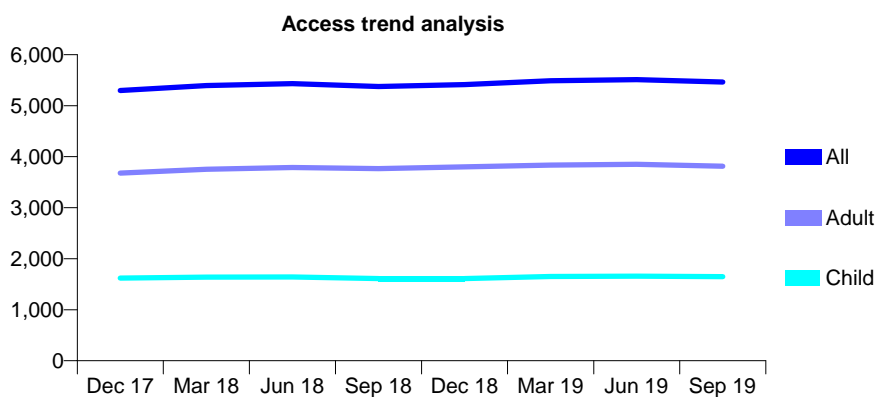
Q59 - Vital Signs At a Glance Contract Report for 151122/0001 - September 2019

Name or company name	M Hamburger & R Sadler
Contract type name	GDS Contract
Purpose of contract	General
Contract start date	01/04/2006
Contract end date	

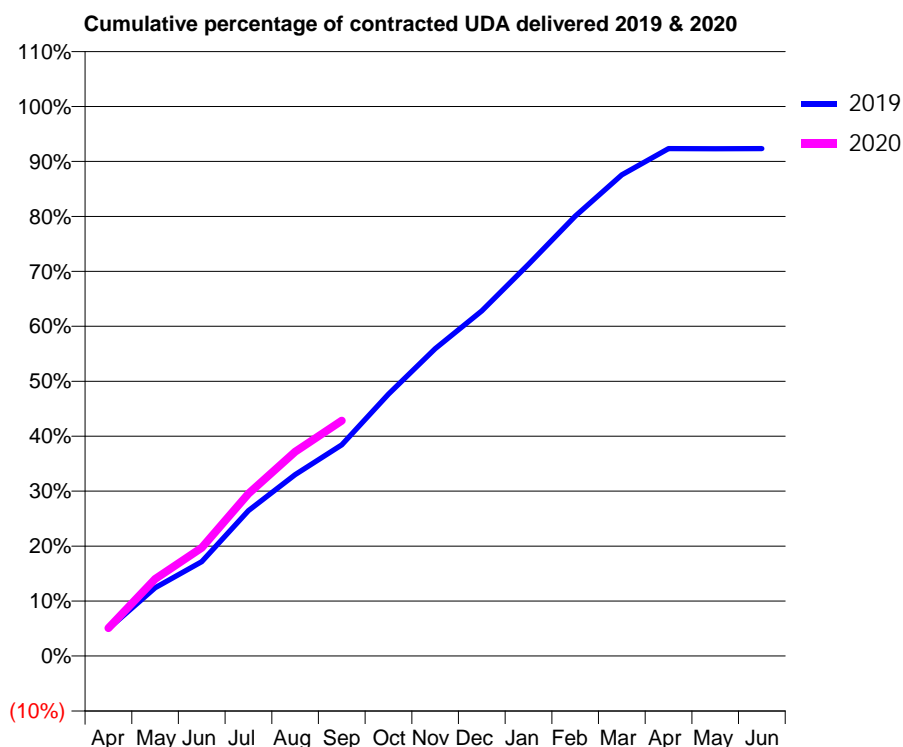
19/20 Contracted general activity (UDA)	16,623
Carry forward general activity (UDA)	0
19/20 Contracted orthodontic activity (UOA)	0
Carry forward orthodontic activity (UOA)	0
Baseline contract value	£379,261.90

ACCESS*

Patients seen in 24 months	Total	Change since previous quarter
Quarter ending September 2018	5,376	
Quarter ending December 2018	5,412	→
Quarter ending March 2019	5,489	→
Quarter ending June 2019	5,509	→
Quarter ending September 2019	5,462	→
Variance since September 2018	1.6%	→



ACTIVITY



Month	Adjusted Scheduled Activity (UDA)	
	2019	2020
April	827	845
May	2,064	2,333
June	2,853	3,273
July	4,399	4,911
August	5,490	6,182
September	6,388	7,120
October	7,925	
November	9,298	
December	10,439	
January	11,849	
February	13,304	
March	14,553	
April	15,346	
May	15,342	
June	15,347	

QUALITY

	Quantity	Base Number	Contract	AT	Region	England
% of FP17s for the same patient ID Re-attending within 3 months - Children	93	1,350	6.9%	9.5%	11.3%	11.5%
% of FP17s for the same patient ID Re-attending within 3 months - Adults	549	3,064	17.9%	13.8%	14.7%	15.4%
% of FP17s for the same patient ID Re-attending between 3 & 9 months - Children	922	1,350	68.3%	62.3%	60.8%	59.7%
% of FP17s for the same patient ID Re-attending between 3 & 9 months - Adults	1,905	3,064	62.2%	53.1%	52.8%	51.7%
% of FP17s for Band 1 Urgent Courses	375	4,031	9.3%	8.3%	8.2%	9.2%
% of FP17s Relating to Free Repair or Replacements	79	4,031	2.0%	0.7%	0.7%	0.7%
% of FP17s Relating to Continuations	17	4,031	0.4%	0.8%	0.8%	0.8%
% of Patients satisfied with the dentistry they have received	0	0	N/A	91.5%	93.2%	93.5%
% of Patients satisfied with the time they had to wait for an appointment	0	0	N/A	86.4%	88.5%	87.4%

* This is based on patients treated on this contract for their most recent course of treatment. Figures in italics indicate the base number of FP17s or Patient Questionnaire responses are less than 100. N/A is shown where the base number of responses is less than 10 during the period. % is calculated as Quantity/Base number*100

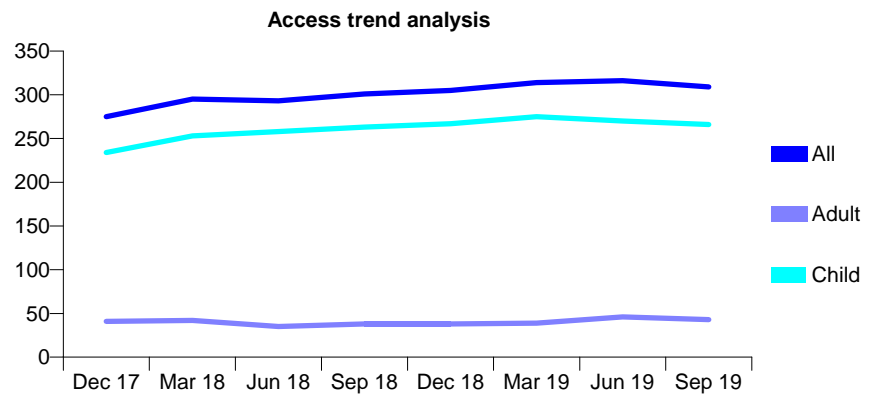
Q59 - Vital Signs At a Glance Contract Report for 151653/0001 - September 2019

Name or company name	The Forum Practice Ltd
Contract type name	GDS Contract
Purpose of contract	General and Orthodontic
Contract start date	01/10/2011
Contract end date	

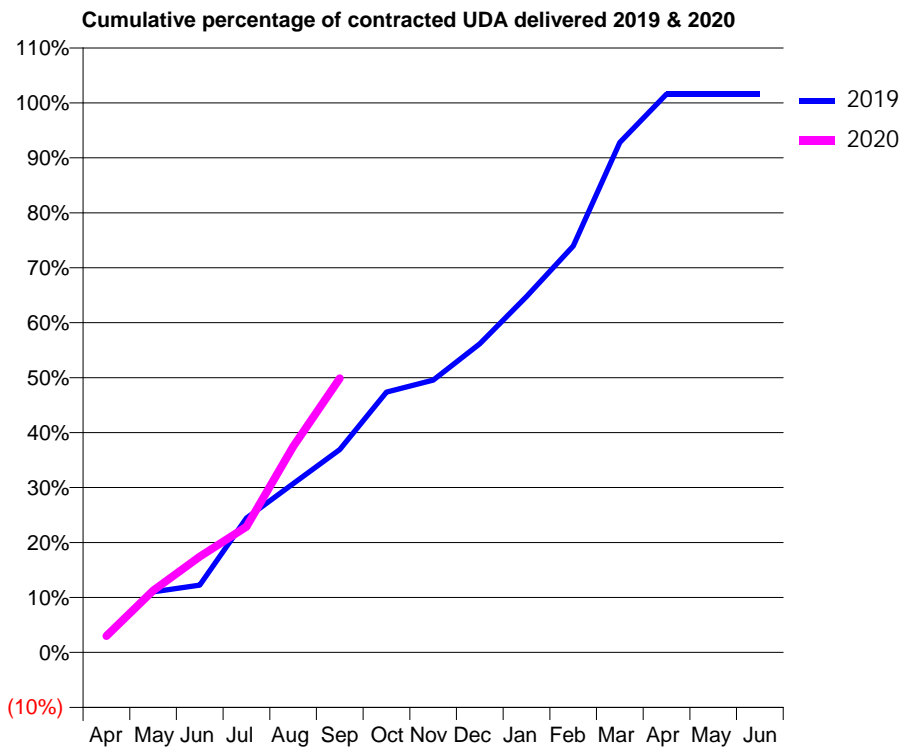
19/20 Contracted general activity (UDA)	500
Carry forward general activity (UDA)	0
19/20 Contracted orthodontic activity (UOA)	1,195
Carry forward orthodontic activity (UOA)	0
Baseline contract value	£90,856.27

ACCESS*

Patients seen in 24 months	Total	Change since previous quarter
Quarter ending September 2018	301	
Quarter ending December 2018	305	→
Quarter ending March 2019	314	↑
Quarter ending June 2019	316	→
Quarter ending September 2019	309	↓
Variance since September 2018	2.7%	↑



ACTIVITY



Month	2019	2020
April	16	15
May	55	56
June	61	87
July	122	114
August	154	187
September	185	249
October	237	
November	248	
December	281	
January	324	
February	370	
March	464	
April	508	
May	508	
June	508	

QUALITY

	Quantity	Base Number	Contract	AT	Region	England
% of FP17s for the same patient ID Re-attending within 3 months - Children	15	268	5.6%	9.5%	11.3%	11.5%
% of FP17s for the same patient ID Re-attending within 3 months - Adults	1	15	6.7%	13.8%	14.7%	15.4%
% of FP17s for the same patient ID Re-attending between 3 & 9 months - Children	141	268	52.6%	62.3%	60.8%	59.7%
% of FP17s for the same patient ID Re-attending between 3 & 9 months - Adults	5	15	33.3%	53.1%	52.8%	51.7%
% of FP17s for Band 1 Urgent Courses	2	172	1.2%	8.3%	8.2%	9.2%
% of FP17s Relating to Free Repair or Replacements	0	172	0.0%	0.7%	0.7%	0.7%
% of FP17s Relating to Continuations	2	172	1.2%	0.8%	0.8%	0.8%
% of Patients satisfied with the dentistry they have received	0	0	N/A	91.5%	93.2%	93.5%
% of Patients satisfied with the time they had to wait for an appointment	0	0	N/A	86.4%	88.5%	87.4%

* This is based on patients treated on this contract for their most recent course of treatment. Figures in italics indicate the base number of FP17s or Patient Questionnaire responses are less than 100. N/A is shown where the base number of responses is less than 10 during the period. % is calculated as Quantity/Base number*100

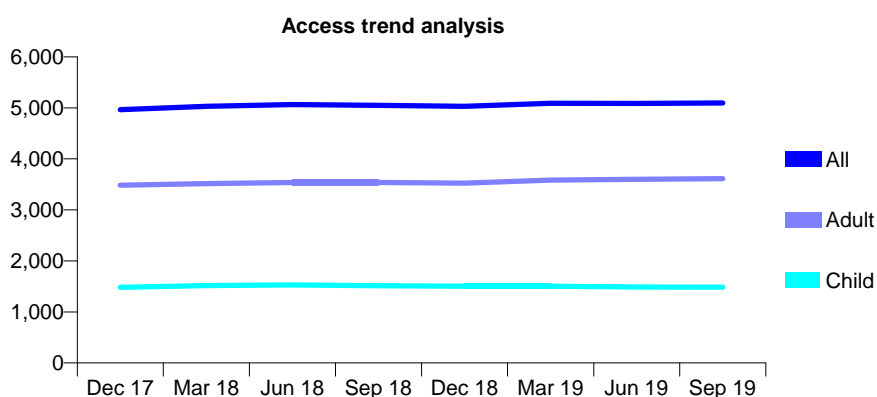
Q59 - Vital Signs At a Glance Contract Report for 153370/0001 - September 2019

Name or company name	Mrs K Attwall and Miss K Sadhra
Contract type name	GDS Contract
Purpose of contract	General and Orthodontic
Contract start date	01/04/2009
Contract end date	

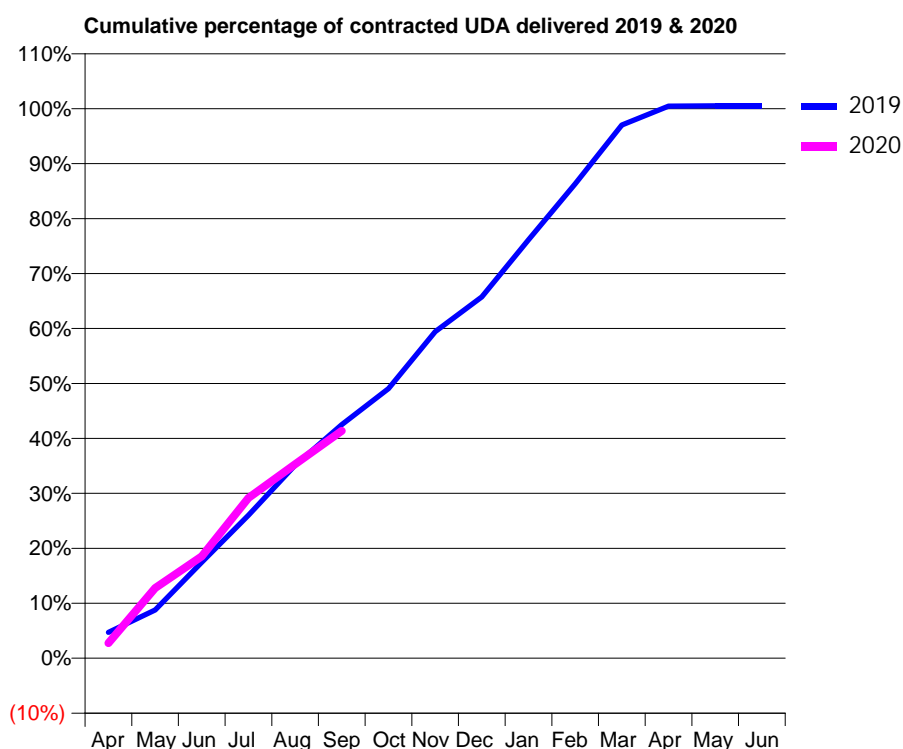
19/20 Contracted general activity (UDA)	15,375
Carry forward general activity (UDA)	0
19/20 Contracted orthodontic activity (UOA)	0
Carry forward orthodontic activity (UOA)	0
Baseline contract value	£384,572.67

ACCESS*

Patients seen in 24 months	Total	Change since previous quarter
Quarter ending September 2018	5,050	
Quarter ending December 2018	5,031	→
Quarter ending March 2019	5,088	→
Quarter ending June 2019	5,086	→
Quarter ending September 2019	5,097	→
Variance since September 2018	0.9%	→



ACTIVITY



Month	2019	2020
April	722	423
May	1,354	1,964
June	2,686	2,848
July	4,002	4,484
August	5,406	5,431
September	6,536	6,359
October	7,542	
November	9,134	
December	10,108	
January	11,704	
February	13,275	
March	14,913	
April	15,446	
May	15,451	
June	15,452	

QUALITY

	Quantity	Base Number	Contract	AT	Region	England
% of FP17s for the same patient ID Re-attending within 3 months - Children	70	1,165	6.0%	9.5%	11.3%	11.5%
% of FP17s for the same patient ID Re-attending within 3 months - Adults	414	2,792	14.8%	13.8%	14.7%	15.4%
% of FP17s for the same patient ID Re-attending between 3 & 9 months - Children	811	1,165	69.6%	62.3%	60.8%	59.7%
% of FP17s for the same patient ID Re-attending between 3 & 9 months - Adults	1,786	2,792	64.0%	53.1%	52.8%	51.7%
% of FP17s for Band 1 Urgent Courses	222	3,683	6.0%	8.3%	8.2%	9.2%
% of FP17s Relating to Free Repair or Replacements	34	3,683	0.9%	0.7%	0.7%	0.7%
% of FP17s Relating to Continuations	16	3,683	0.4%	0.8%	0.8%	0.8%
% of Patients satisfied with the dentistry they have received	4	4	N/A	91.5%	93.2%	93.5%
% of Patients satisfied with the time they had to wait for an appointment	3	4	N/A	86.4%	88.5%	87.4%

* This is based on patients treated on this contract for their most recent course of treatment.

Figures in italics indicate the base number of FP17s or Patient Questionnaire responses are less than 100. N/A is shown where the base number of responses is less than 10 during the period. % is calculated as Quantity/Base number*100

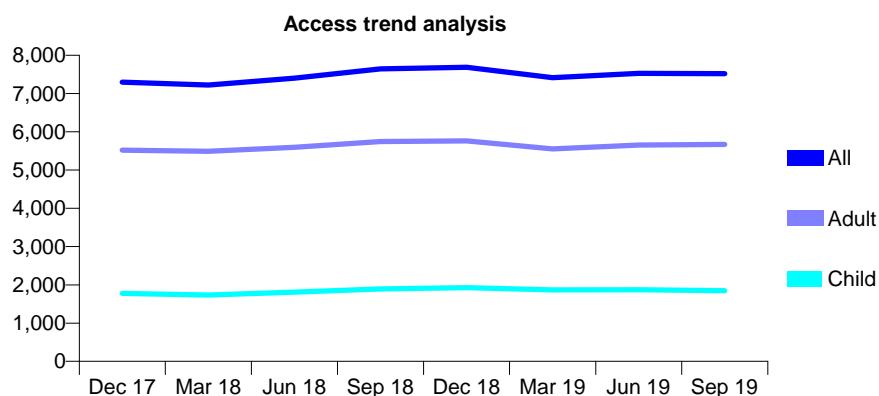
Q59 - Vital Signs At a Glance Contract Report for 153796/0002 - September 2019

Name or company name	Smile Centre (Boston) Ltd
Contract type name	GDS Contract
Purpose of contract	General
Contract start date	01/04/2013
Contract end date	

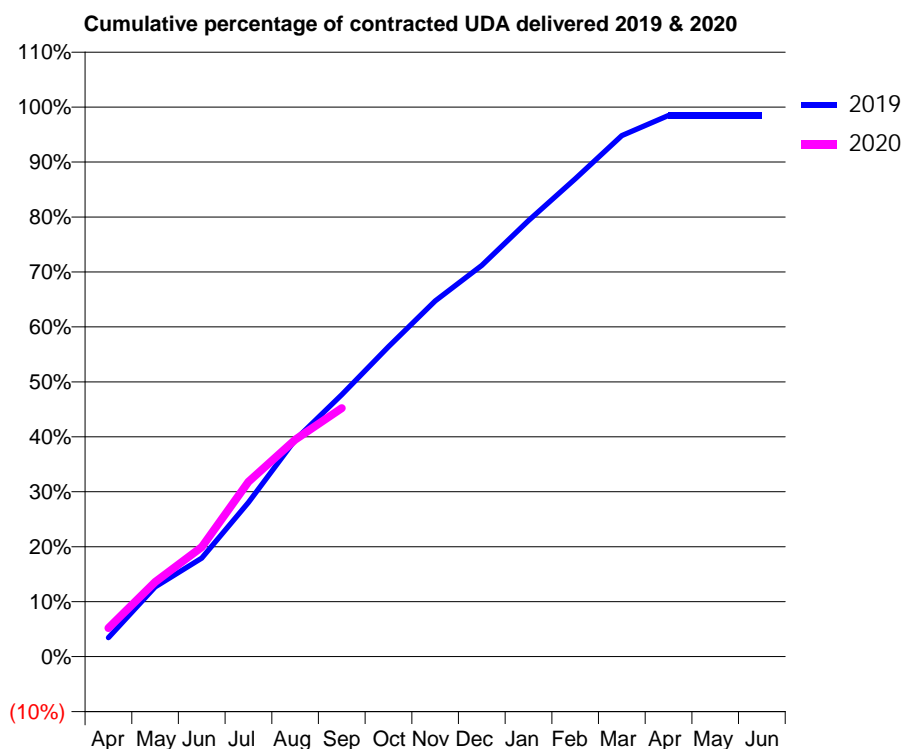
19/20 Contracted general activity (UDA)	21,200
Carry forward general activity (UDA)	0
19/20 Contracted orthodontic activity (UOA)	0
Carry forward orthodontic activity (UOA)	0
Baseline contract value	£589,244.70

ACCESS*

Patients seen in 24 months	Total	Change since previous quarter
Quarter ending September 2018	7,641	
Quarter ending December 2018	7,689	→
Quarter ending March 2019	7,417	↓
Quarter ending June 2019	7,527	→
Quarter ending September 2019	7,517	→
Variance since September 2018	(1.6%)	↓



ACTIVITY



Month	Adjusted Scheduled Activity (UDA)	
	2019	2020
April	807	1,104
May	2,967	2,879
June	4,195	4,227
July	6,565	6,745
August	9,232	8,365
September	11,158	9,587
October	13,194	
November	15,146	
December	16,657	
January	18,567	
February	20,345	
March	22,181	
April	23,044	
May	23,048	
June	23,043	

QUALITY

	Quantity	Base Number	Contract	AT	Region	England
% of FP17s for the same patient ID Re-attending within 3 months - Children	127	1,318	9.6%	9.5%	11.3%	11.5%
% of FP17s for the same patient ID Re-attending within 3 months - Adults	417	3,423	12.2%	13.8%	14.7%	15.4%
% of FP17s for the same patient ID Re-attending between 3 & 9 months - Children	734	1,318	55.7%	62.3%	60.8%	59.7%
% of FP17s for the same patient ID Re-attending between 3 & 9 months - Adults	1,500	3,423	43.8%	53.1%	52.8%	51.7%
% of FP17s for Band 1 Urgent Courses	1,139	4,404	25.9%	8.3%	8.2%	9.2%
% of FP17s Relating to Free Repair or Replacements	43	4,404	1.0%	0.7%	0.7%	0.7%
% of FP17s Relating to Continuations	6	4,404	0.1%	0.8%	0.8%	0.8%
% of Patients satisfied with the dentistry they have received	4	4	N/A	91.5%	93.2%	93.5%
% of Patients satisfied with the time they had to wait for an appointment	4	4	N/A	86.4%	88.5%	87.4%

* This is based on patients treated on this contract for their most recent course of treatment. Figures in italics indicate the base number of FP17s or Patient Questionnaire responses are less than 100. N/A is shown where the base number of responses is less than 10 during the period. % is calculated as Quantity/Base number*100

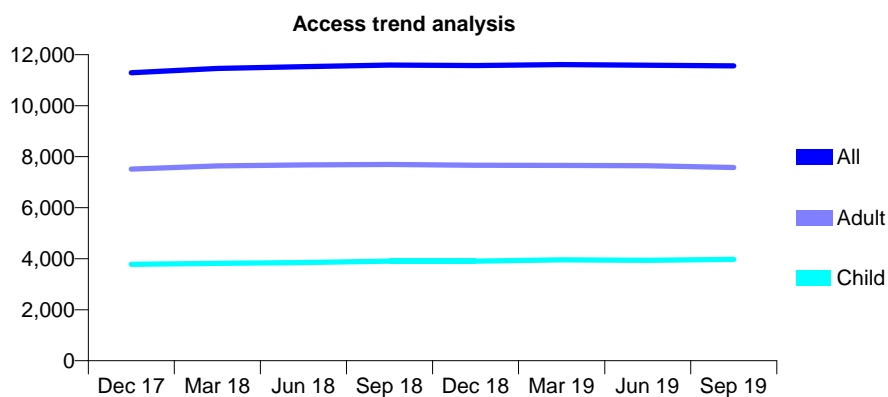
Q59 - Vital Signs At a Glance Contract Report for 153931/0001 - September 2019

Name or company name	Wong, Wallbutton, Eastwood, Ashraf & Butc
Contract type name	GDS Contract
Purpose of contract	General and Orthodontic
Contract start date	01/04/2006
Contract end date	

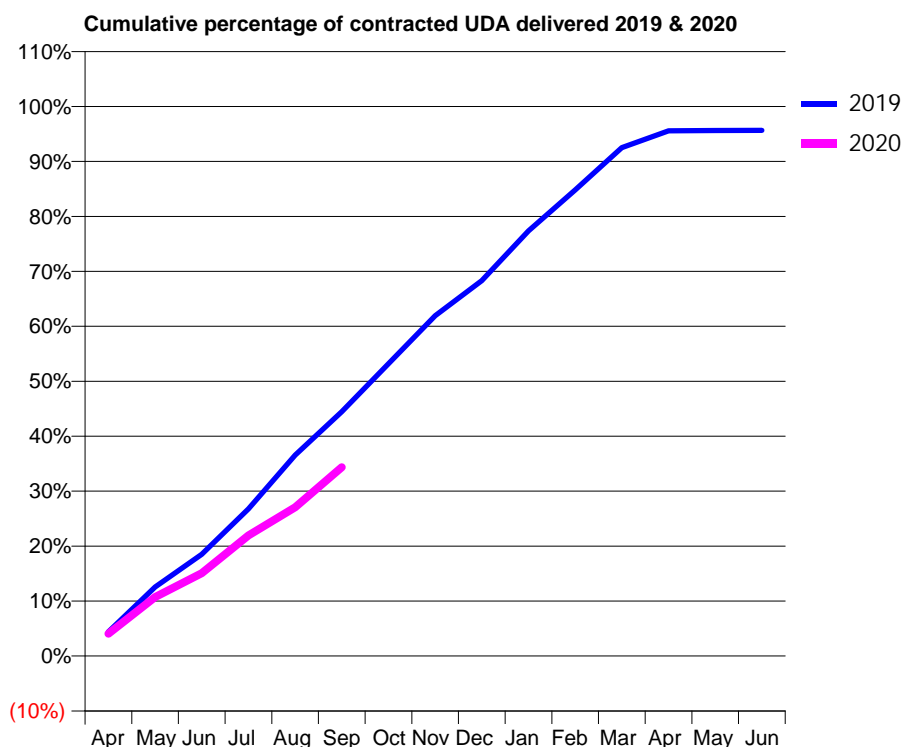
19/20 Contracted general activity (UDA)	31,000
Carry forward general activity (UDA)	0
19/20 Contracted orthodontic activity (UOA)	529
Carry forward orthodontic activity (UOA)	0
Baseline contract value	£743,652.56

ACCESS*

Patients seen in 24 months	Total	Change since previous quarter
Quarter ending September 2018	11,594	
Quarter ending December 2018	11,572	→
Quarter ending March 2019	11,608	→
Quarter ending June 2019	11,582	→
Quarter ending September 2019	11,557	→
Variance since September 2018	(0.3%)	→



ACTIVITY



Month	Adjusted Scheduled Activity (UDA)	
	2019	2020
April	1,259	1,262
May	3,595	3,330
June	5,293	4,677
July	7,661	6,805
August	10,453	8,391
September	12,718	10,648
October	15,207	
November	17,707	
December	19,536	
January	22,120	
February	24,257	
March	26,455	
April	27,331	
May	27,345	
June	27,354	

QUALITY

	Quantity	Base Number	Contract	AT	Region	England
% of FP17s for the same patient ID Re-attending within 3 months - Children	218	3,268	6.7%	9.5%	11.3%	11.5%
% of FP17s for the same patient ID Re-attending within 3 months - Adults	672	5,577	12.0%	13.8%	14.7%	15.4%
% of FP17s for the same patient ID Re-attending between 3 & 9 months - Children	2,304	3,268	70.5%	62.3%	60.8%	59.7%
% of FP17s for the same patient ID Re-attending between 3 & 9 months - Adults	3,530	5,577	63.3%	53.1%	52.8%	51.7%
% of FP17s for Band 1 Urgent Courses	434	6,705	6.5%	8.3%	8.2%	9.2%
% of FP17s Relating to Free Repair or Replacements	68	6,705	1.0%	0.7%	0.7%	0.7%
% of FP17s Relating to Continuations	52	6,705	0.8%	0.8%	0.8%	0.8%
% of Patients satisfied with the dentistry they have received	7	7	N/A	91.5%	93.2%	93.5%
% of Patients satisfied with the time they had to wait for an appointment	6	7	N/A	86.4%	88.5%	87.4%

* This is based on patients treated on this contract for their most recent course of treatment. Figures in italics indicate the base number of FP17s or Patient Questionnaire responses are less than 100. N/A is shown where the base number of responses is less than 10 during the period. % is calculated as Quantity/Base number*100

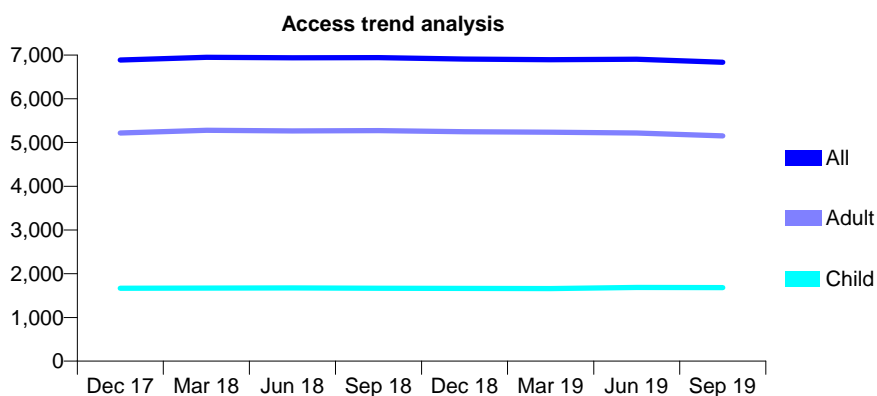
Q59 - Vital Signs At a Glance Contract Report for 156132/0001 - September 2019

Name or company name	S Lidder & S Chahal T/A Lutterworth DP
Contract type name	GDS Contract
Purpose of contract	General
Contract start date	01/08/2013
Contract end date	

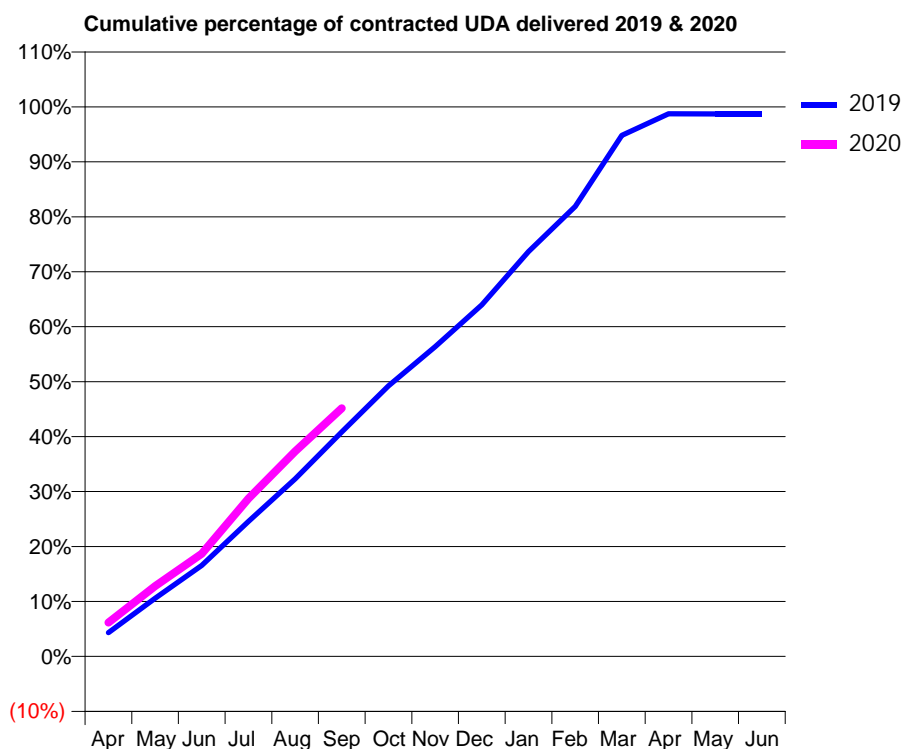
19/20 Contracted general activity (UDA)	14,326
Carry forward general activity (UDA)	0
19/20 Contracted orthodontic activity (UOA)	0
Carry forward orthodontic activity (UOA)	0
Baseline contract value	£330,945.16

ACCESS*

Patients seen in 24 months	Total	Change since previous quarter
Quarter ending September 2018	6,939	
Quarter ending December 2018	6,910	→
Quarter ending March 2019	6,895	→
Quarter ending June 2019	6,903	→
Quarter ending September 2019	6,833	↓
Variance since September 2018	(1.5%)	↓



ACTIVITY



Month	2019	2020
April	622	883
May	1,517	1,835
June	2,373	2,680
July	3,520	4,119
August	4,630	5,346
September	5,852	6,469
October	7,052	
November	8,075	
December	9,164	
January	10,554	
February	11,729	
March	13,582	
April	14,145	
May	14,141	
June	14,142	

QUALITY

	Quantity	Base Number	Contract	AT	Region	England
% of FP17s for the same patient ID Re-attending within 3 months - Children	82	1,276	6.4%	9.5%	11.3%	11.5%
% of FP17s for the same patient ID Re-attending within 3 months - Adults	390	3,283	11.9%	13.8%	14.7%	15.4%
% of FP17s for the same patient ID Re-attending between 3 & 9 months - Children	795	1,276	62.3%	62.3%	60.8%	59.7%
% of FP17s for the same patient ID Re-attending between 3 & 9 months - Adults	1,592	3,283	48.5%	53.1%	52.8%	51.7%
% of FP17s for Band 1 Urgent Courses	135	3,629	3.7%	8.3%	8.2%	9.2%
% of FP17s Relating to Free Repair or Replacements	26	3,629	0.7%	0.7%	0.7%	0.7%
% of FP17s Relating to Continuations	18	3,629	0.5%	0.8%	0.8%	0.8%
% of Patients satisfied with the dentistry they have received	4	4	N/A	91.5%	93.2%	93.5%
% of Patients satisfied with the time they had to wait for an appointment	4	4	N/A	86.4%	88.5%	87.4%

* This is based on patients treated on this contract for their most recent course of treatment. Figures in italics indicate the base number of FP17s or Patient Questionnaire responses are less than 100. N/A is shown where the base number of responses is less than 10 during the period. % is calculated as Quantity/Base number*100

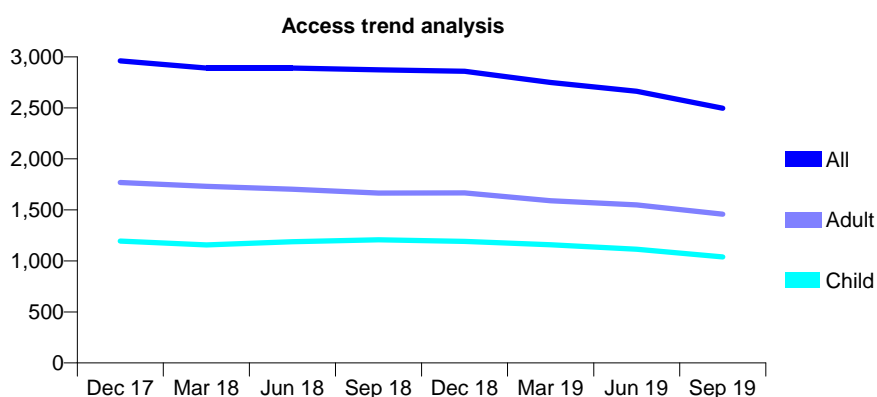
Q59 - Vital Signs At a Glance Contract Report for 157813/0001 - September 2019

Name or company name	H.S. Virdee (Home Farm) Ltd.
Contract type name	GDS Contract
Purpose of contract	General
Contract start date	01/09/2009
Contract end date	

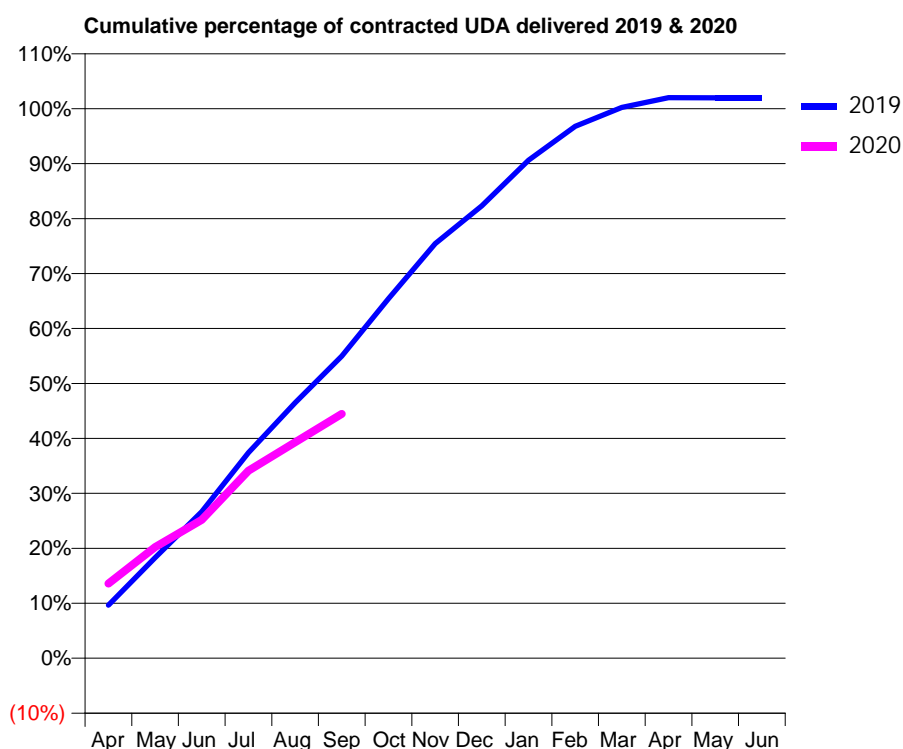
19/20 Contracted general activity (UDA)	8,607
Carry forward general activity (UDA)	0
19/20 Contracted orthodontic activity (UOA)	0
Carry forward orthodontic activity (UOA)	0
Baseline contract value	£223,743.00

ACCESS*

Patients seen in 24 months	Total	Change since previous quarter
Quarter ending September 2018	2,872	
Quarter ending December 2018	2,859	→
Quarter ending March 2019	2,749	↓
Quarter ending June 2019	2,662	↓
Quarter ending September 2019	2,496	↓
Variance since September 2018	(13.1%)	↓



ACTIVITY



Month	2019	2020
April	799	1,170
May	1,512	1,741
June	2,199	2,168
July	3,086	2,936
August	3,838	3,382
September	4,536	3,826
October	5,396	
November	6,224	
December	6,793	
January	7,476	
February	7,986	
March	8,269	
April	8,417	
May	8,412	
June	8,415	

QUALITY

	Quantity	Base Number	Contract	AT	Region	England
% of FP17s for the same patient ID Re-attending within 3 months - Children	39	629	6.2%	9.5%	11.3%	11.5%
% of FP17s for the same patient ID Re-attending within 3 months - Adults	125	920	13.6%	13.8%	14.7%	15.4%
% of FP17s for the same patient ID Re-attending between 3 & 9 months - Children	362	629	57.6%	62.3%	60.8%	59.7%
% of FP17s for the same patient ID Re-attending between 3 & 9 months - Adults	440	920	47.8%	53.1%	52.8%	51.7%
% of FP17s for Band 1 Urgent Courses	104	1,469	7.1%	8.3%	8.2%	9.2%
% of FP17s Relating to Free Repair or Replacements	4	1,469	0.3%	0.7%	0.7%	0.7%
% of FP17s Relating to Continuations	12	1,469	0.8%	0.8%	0.8%	0.8%
% of Patients satisfied with the dentistry they have received	2	2	N/A	91.5%	93.2%	93.5%
% of Patients satisfied with the time they had to wait for an appointment	2	2	N/A	86.4%	88.5%	87.4%

* This is based on patients treated on this contract for their most recent course of treatment. Figures in italics indicate the base number of FP17s or Patient Questionnaire responses are less than 100. N/A is shown where the base number of responses is less than 10 during the period. % is calculated as Quantity/Base number*100

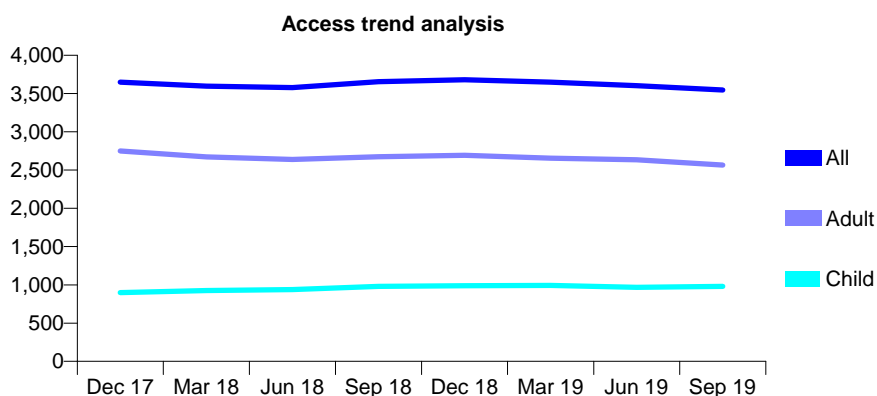
Q59 - Vital Signs At a Glance Contract Report for 159212/0001 - September 2019

Name or company name	J Ahmad, M Hallen, A Persson & A Alfreds
Contract type name	GDS Contract
Purpose of contract	General
Contract start date	05/10/2009
Contract end date	

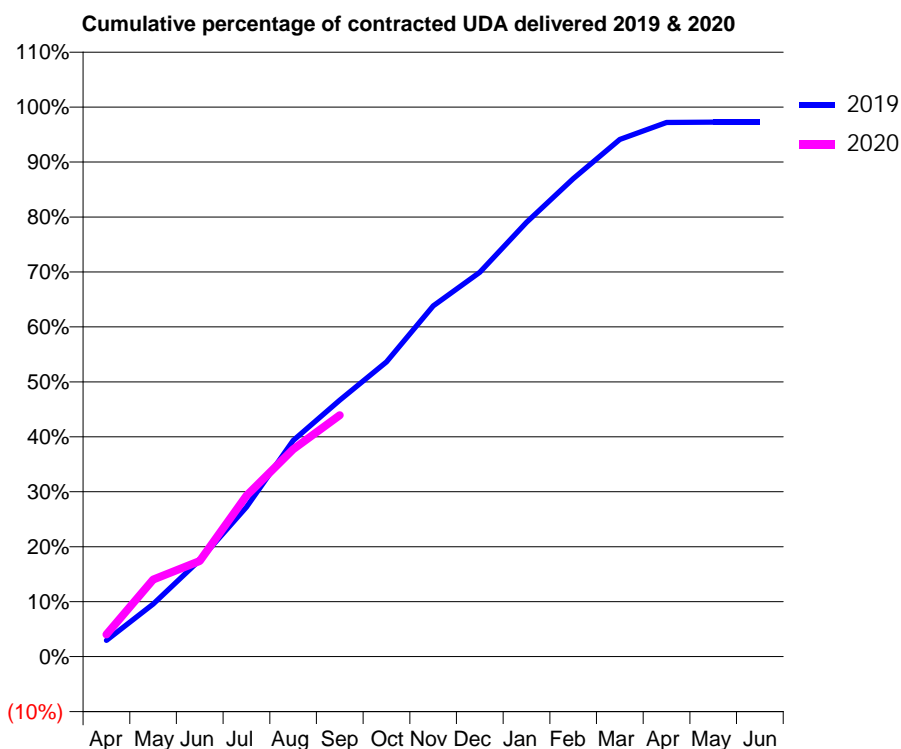
19/20 Contracted general activity (UDA)	9,188
Carry forward general activity (UDA)	0
19/20 Contracted orthodontic activity (UOA)	0
Carry forward orthodontic activity (UOA)	0
Baseline contract value	£238,271.21

ACCESS*

Patients seen in 24 months	Total	Change since previous quarter
Quarter ending September 2018	3,655	
Quarter ending December 2018	3,680	→
Quarter ending March 2019	3,648	→
Quarter ending June 2019	3,601	↓
Quarter ending September 2019	3,546	↓
Variance since September 2018	(3.0%)	↓



ACTIVITY



Month	Adjusted Scheduled Activity (UDA)	
	2019	2020
April	271	372
May	880	1,287
June	1,616	1,599
July	2,500	2,689
August	3,613	3,466
September	4,290	4,037
October	4,926	
November	5,864	
December	6,424	
January	7,260	
February	7,992	
March	8,648	
April	8,931	
May	8,934	
June	8,934	

QUALITY

	Quantity	Base Number	Contract	AT	Region	England
% of FP17s for the same patient ID Re-attending within 3 months - Children	26	621	4.2%	9.5%	11.3%	11.5%
% of FP17s for the same patient ID Re-attending within 3 months - Adults	131	1,693	7.7%	13.8%	14.7%	15.4%
% of FP17s for the same patient ID Re-attending between 3 & 9 months - Children	375	621	60.4%	62.3%	60.8%	59.7%
% of FP17s for the same patient ID Re-attending between 3 & 9 months - Adults	1,059	1,693	62.6%	53.1%	52.8%	51.7%
% of FP17s for Band 1 Urgent Courses	76	2,129	3.6%	8.3%	8.2%	9.2%
% of FP17s Relating to Free Repair or Replacements	12	2,129	0.6%	0.7%	0.7%	0.7%
% of FP17s Relating to Continuations	18	2,129	0.8%	0.8%	0.8%	0.8%
% of Patients satisfied with the dentistry they have received	8	8	N/A	91.5%	93.2%	93.5%
% of Patients satisfied with the time they had to wait for an appointment	8	8	N/A	86.4%	88.5%	87.4%

* This is based on patients treated on this contract for their most recent course of treatment. Figures in italics indicate the base number of FP17s or Patient Questionnaire responses are less than 100. N/A is shown where the base number of responses is less than 10 during the period. % is calculated as Quantity/Base number*100

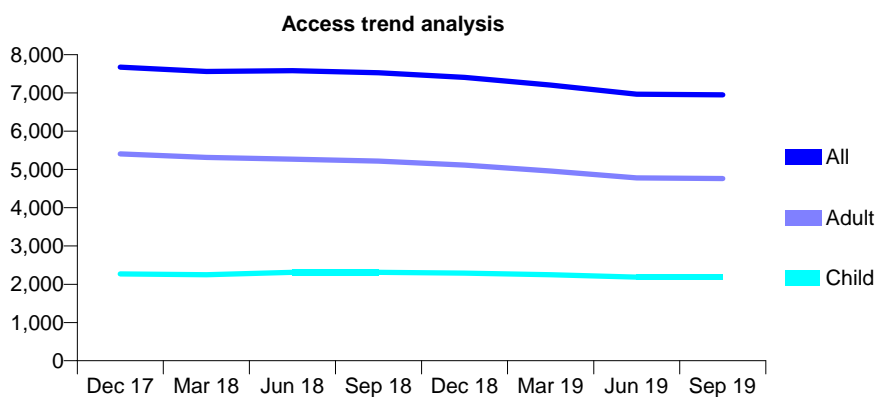
Q59 - Vital Signs At a Glance Contract Report for 160652/0001 - September 2019

Name or company name	Carillon Dental Care Limited
Contract type name	Pilot Contract
Purpose of contract	General
Contract start date	01/05/2014
Contract end date	

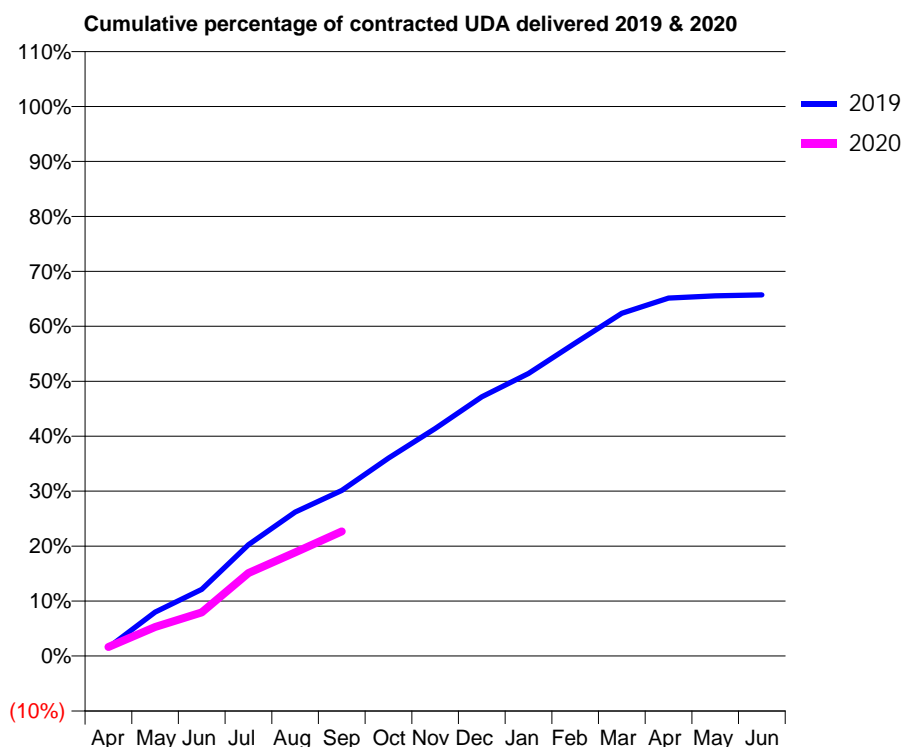
19/20 Contracted general activity (UDA)	21,417
Carry forward general activity (UDA)	0
19/20 Contracted orthodontic activity (UOA)	0
Carry forward orthodontic activity (UOA)	0
Baseline contract value	£567,883.54

ACCESS*

Patients seen in 24 months	Total	Change since previous quarter
Quarter ending September 2018	7,529	
Quarter ending December 2018	7,406	↓
Quarter ending March 2019	7,203	↓
Quarter ending June 2019	6,965	↓
Quarter ending September 2019	6,949	→
Variance since September 2018	(7.7%)	↓



ACTIVITY



Month	Adjusted Scheduled Activity (UDA)	
	2019	2020
April	338	351
May	1,715	1,133
June	2,598	1,704
July	4,339	3,236
August	5,613	4,042
September	6,454	4,857
October	7,713	
November	8,866	
December	10,100	
January	11,010	
February	12,193	
March	13,358	
April	13,948	
May	14,036	
June	14,069	

QUALITY

	Quantity	Base Number	Contract	AT	Region	England
% of FP17s for the same patient ID Re-attending within 3 months - Children	71	1,119	6.3%	9.5%	11.3%	11.5%
% of FP17s for the same patient ID Re-attending within 3 months - Adults	218	1,904	11.4%	13.8%	14.7%	15.4%
% of FP17s for the same patient ID Re-attending between 3 & 9 months - Children	447	1,119	39.9%	62.3%	60.8%	59.7%
% of FP17s for the same patient ID Re-attending between 3 & 9 months - Adults	518	1,904	27.2%	53.1%	52.8%	51.7%
% of FP17s for Band 1 Urgent Courses	167	2,389	7.0%	8.3%	8.2%	9.2%
% of FP17s Relating to Free Repair or Replacements	23	2,389	1.0%	0.7%	0.7%	0.7%
% of FP17s Relating to Continuations	12	2,389	0.5%	0.8%	0.8%	0.8%
% of Patients satisfied with the dentistry they have received	2	2	N/A	91.5%	93.2%	93.5%
% of Patients satisfied with the time they had to wait for an appointment	2	2	N/A	86.4%	88.5%	87.4%

* This is based on patients treated on this contract for their most recent course of treatment. Figures in italics indicate the base number of FP17s or Patient Questionnaire responses are less than 100. N/A is shown where the base number of responses is less than 10 during the period. % is calculated as Quantity/Base number*100

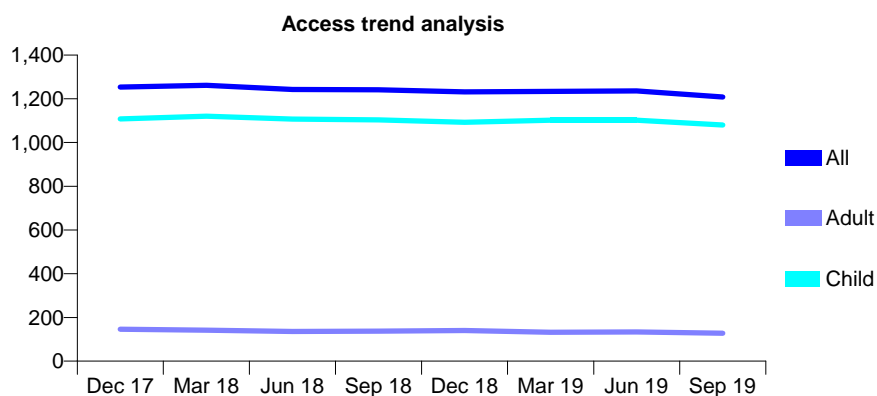
Q59 - Vital Signs At a Glance Contract Report for 161047/0001 - September 2019

Name or company name	Mr M Koria & Mrs S Moncur
Contract type name	GDS Contract
Purpose of contract	General
Contract start date	01/05/2012
Contract end date	

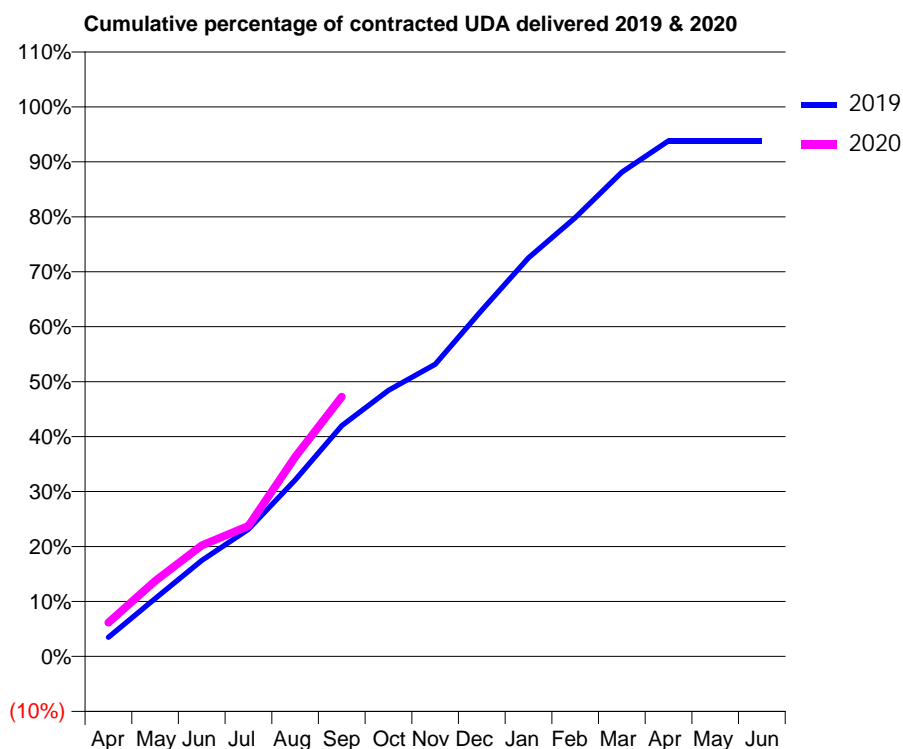
19/20 Contracted general activity (UDA)	2,950
Carry forward general activity (UDA)	0
19/20 Contracted orthodontic activity (UOA)	0
Carry forward orthodontic activity (UOA)	0
Baseline contract value	£70,352.47

ACCESS*

Patients seen in 24 months	Total	Change since previous quarter
Quarter ending September 2018	1,241	
Quarter ending December 2018	1,232	→
Quarter ending March 2019	1,234	→
Quarter ending June 2019	1,236	→
Quarter ending September 2019	1,208	↓
Variance since September 2018	(2.7%)	↓



ACTIVITY



Month	2019	2020
April	103	182
May	310	405
June	515	596
July	683	701
August	947	1,072
September	1,238	1,394
October	1,429	
November	1,568	
December	1,859	
January	2,139	
February	2,355	
March	2,599	
April	2,768	
May	2,768	
June	2,768	

QUALITY

	Quantity	Base Number	Contract	AT	Region	England
% of FP17s for the same patient ID Re-attending within 3 months - Children	71	1,015	7.0%	9.5%	11.3%	11.5%
% of FP17s for the same patient ID Re-attending within 3 months - Adults	1	31	3.2%	13.8%	14.7%	15.4%
% of FP17s for the same patient ID Re-attending between 3 & 9 months - Children	760	1,015	74.9%	62.3%	60.8%	59.7%
% of FP17s for the same patient ID Re-attending between 3 & 9 months - Adults	26	31	83.9%	53.1%	52.8%	51.7%
% of FP17s for Band 1 Urgent Courses	41	928	4.4%	8.3%	8.2%	9.2%
% of FP17s Relating to Free Repair or Replacements	0	928	0.0%	0.7%	0.7%	0.7%
% of FP17s Relating to Continuations	6	928	0.6%	0.8%	0.8%	0.8%
% of Patients satisfied with the dentistry they have received	0	0	N/A	91.5%	93.2%	93.5%
% of Patients satisfied with the time they had to wait for an appointment	0	0	N/A	86.4%	88.5%	87.4%

* This is based on patients treated on this contract for their most recent course of treatment. Figures in italics indicate the base number of FP17s or Patient Questionnaire responses are less than 100. N/A is shown where the base number of responses is less than 10 during the period. % is calculated as Quantity/Base number*100

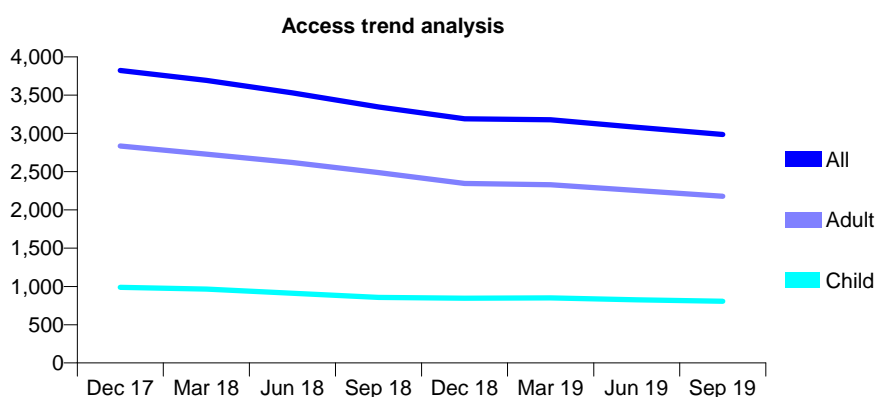
Q59 - Vital Signs At a Glance Contract Report for 161489/0001 - September 2019

Name or company name	Olive Tree Dental Practice Limited
Contract type name	GDS Contract
Purpose of contract	General
Contract start date	14/02/2012
Contract end date	

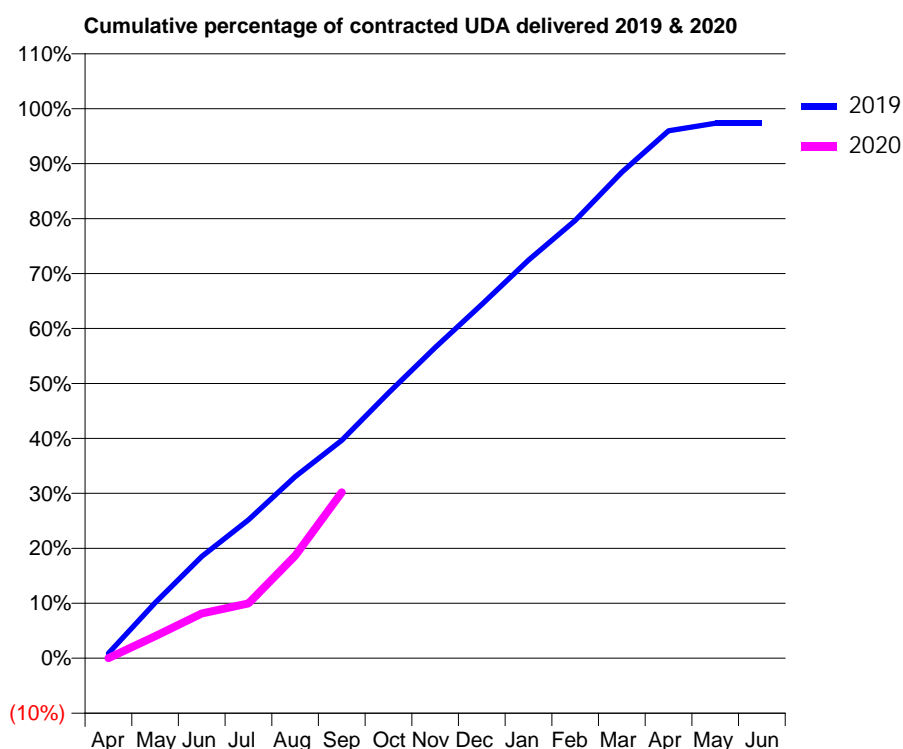
19/20 Contracted general activity (UDA)	11,510
Carry forward general activity (UDA)	0
19/20 Contracted orthodontic activity (UOA)	0
Carry forward orthodontic activity (UOA)	0
Baseline contract value	£247,092.61

ACCESS*

Patients seen in 24 months	Total	Change since previous quarter
Quarter ending September 2018	3,345	
Quarter ending December 2018	3,191	↓
Quarter ending March 2019	3,178	→
Quarter ending June 2019	3,078	↓
Quarter ending September 2019	2,984	↓
Variance since September 2018	(10.8%)	↓



ACTIVITY



Month	2019	2020
April	103	0
May	1,163	462
June	2,129	936
July	2,898	1,148
August	3,803	2,147
September	4,565	3,477
October	5,558	
November	6,510	
December	7,410	
January	8,338	
February	9,167	
March	10,178	
April	11,044	
May	11,203	
June	11,203	

QUALITY

	Quantity	Base Number	Contract	AT	Region	England
% of FP17s for the same patient ID Re-attending within 3 months - Children	31	606	5.1%	9.5%	11.3%	11.5%
% of FP17s for the same patient ID Re-attending within 3 months - Adults	208	1,809	11.5%	13.8%	14.7%	15.4%
% of FP17s for the same patient ID Re-attending between 3 & 9 months - Children	451	606	74.4%	62.3%	60.8%	59.7%
% of FP17s for the same patient ID Re-attending between 3 & 9 months - Adults	1,321	1,809	73.0%	53.1%	52.8%	51.7%
% of FP17s for Band 1 Urgent Courses	108	1,910	5.7%	8.3%	8.2%	9.2%
% of FP17s Relating to Free Repair or Replacements	38	1,910	2.0%	0.7%	0.7%	0.7%
% of FP17s Relating to Continuations	25	1,910	1.3%	0.8%	0.8%	0.8%
% of Patients satisfied with the dentistry they have received	0	0	N/A	91.5%	93.2%	93.5%
% of Patients satisfied with the time they had to wait for an appointment	0	0	N/A	86.4%	88.5%	87.4%

* This is based on patients treated on this contract for their most recent course of treatment.

Figures in italics indicate the base number of FP17s or Patient Questionnaire responses are less than 100. N/A is shown where the base number of responses is less than 10 during the period. % is calculated as Quantity/Base number*100

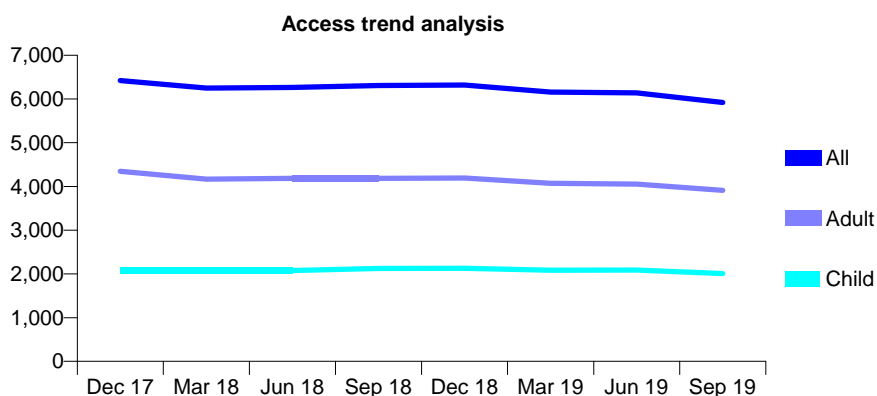
Q59 - Vital Signs At a Glance Contract Report for 162078/0001 - September 2019

Name or company name	Dr Hindocha Ltd.
Contract type name	GDS Contract
Purpose of contract	General
Contract start date	01/05/2007
Contract end date	

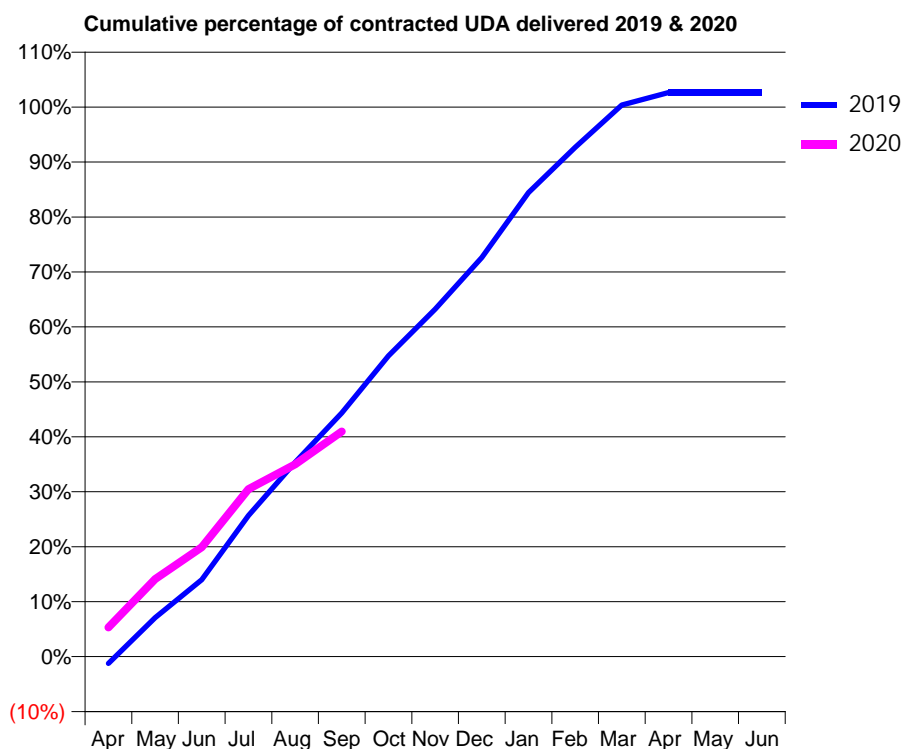
19/20 Contracted general activity (UDA)	15,789
Carry forward general activity (UDA)	0
19/20 Contracted orthodontic activity (UOA)	0
Carry forward orthodontic activity (UOA)	0
Baseline contract value	£430,424.50

ACCESS*

Patients seen in 24 months	Total	Change since previous quarter
Quarter ending September 2018	6,310	
Quarter ending December 2018	6,318	→
Quarter ending March 2019	6,156	↓
Quarter ending June 2019	6,141	→
Quarter ending September 2019	5,922	↓
Variance since September 2018	(6.1%)	↓



ACTIVITY



Month	Adjusted Scheduled Activity (UDA)	
	2019	2020
April	-199	840
May	1,121	2,228
June	2,210	3,145
July	4,053	4,813
August	5,583	5,527
September	7,000	6,467
October	8,641	
November	9,982	
December	11,468	
January	13,333	
February	14,633	
March	15,850	
April	16,205	
May	16,205	
June	16,205	

QUALITY

	Quantity	Base Number	Contract	AT	Region	England
% of FP17s for the same patient ID Re-attending within 3 months - Children	101	1,000	10.1%	9.5%	11.3%	11.5%
% of FP17s for the same patient ID Re-attending within 3 months - Adults	401	1,915	20.9%	13.8%	14.7%	15.4%
% of FP17s for the same patient ID Re-attending between 3 & 9 months - Children	451	1,000	45.1%	62.3%	60.8%	59.7%
% of FP17s for the same patient ID Re-attending between 3 & 9 months - Adults	737	1,915	38.5%	53.1%	52.8%	51.7%
% of FP17s for Band 1 Urgent Courses	561	2,720	20.6%	8.3%	8.2%	9.2%
% of FP17s Relating to Free Repair or Replacements	28	2,720	1.0%	0.7%	0.7%	0.7%
% of FP17s Relating to Continuations	29	2,720	1.1%	0.8%	0.8%	0.8%
% of Patients satisfied with the dentistry they have received	3	3	N/A	91.5%	93.2%	93.5%
% of Patients satisfied with the time they had to wait for an appointment	2	3	N/A	86.4%	88.5%	87.4%

* This is based on patients treated on this contract for their most recent course of treatment. Figures in italics indicate the base number of FP17s or Patient Questionnaire responses are less than 100. N/A is shown where the base number of responses is less than 10 during the period. % is calculated as Quantity/Base number*100

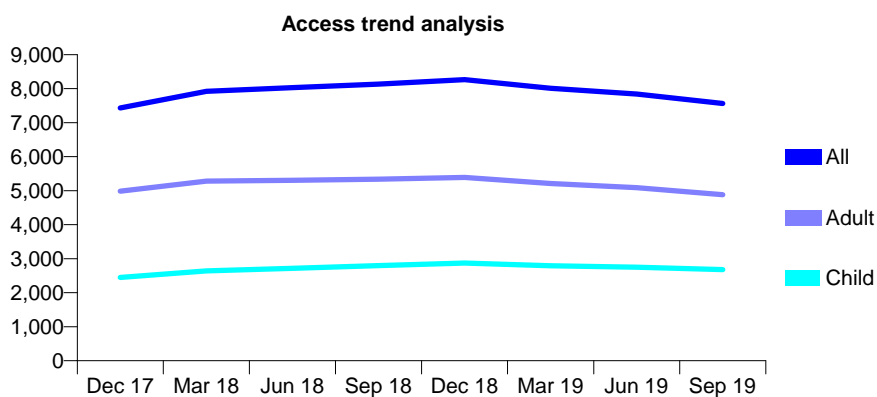
Q59 - Vital Signs At a Glance Contract Report for 162078/0002 - September 2019

Name or company name	Dr Hindocha Ltd.
Contract type name	GDS Contract
Purpose of contract	General
Contract start date	01/05/2007
Contract end date	

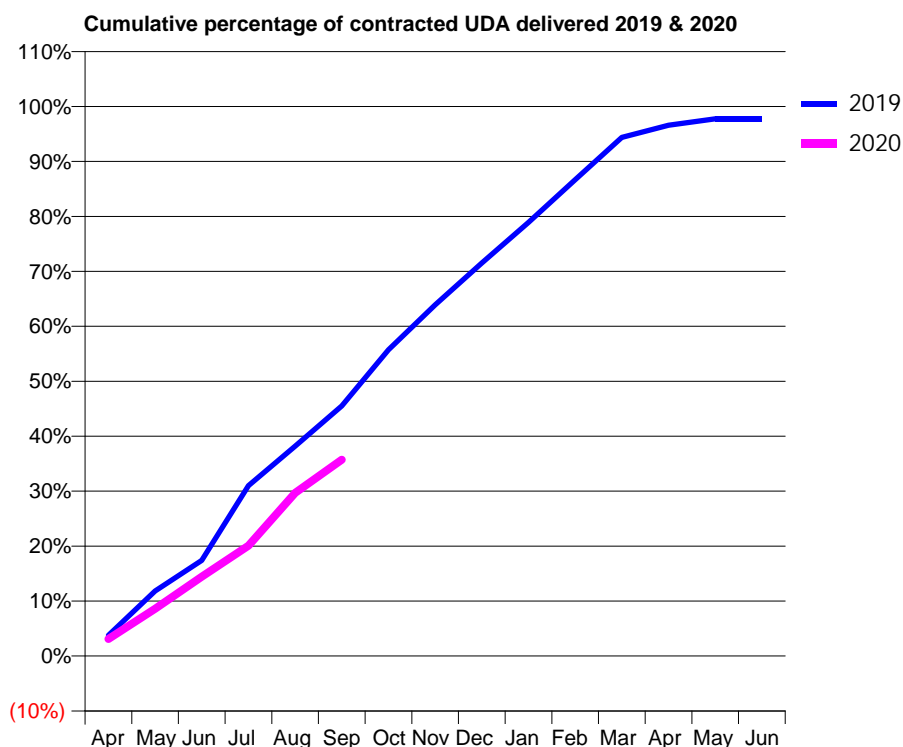
19/20 Contracted general activity (UDA)	23,226
Carry forward general activity (UDA)	0
19/20 Contracted orthodontic activity (UOA)	0
Carry forward orthodontic activity (UOA)	0
Baseline contract value	£620,954.62

ACCESS*

Patients seen in 24 months	Total	Change since previous quarter
Quarter ending September 2018	8,136	
Quarter ending December 2018	8,264	→
Quarter ending March 2019	8,008	↓
Quarter ending June 2019	7,841	↓
Quarter ending September 2019	7,564	↓
Variance since September 2018	(7.0%)	↓



ACTIVITY



Month	Adjusted Scheduled Activity (UDA)	
	2019	2020
April	874	722
May	2,751	1,997
June	4,044	3,352
July	7,200	4,661
August	8,875	6,897
September	10,569	8,294
October	12,946	
November	14,844	
December	16,609	
January	18,325	
February	20,136	
March	21,917	
April	22,437	
May	22,701	
June	22,701	

QUALITY

	Quantity	Base Number	Contract	AT	Region	England
% of FP17s for the same patient ID Re-attending within 3 months - Children	124	1,324	9.4%	9.5%	11.3%	11.5%
% of FP17s for the same patient ID Re-attending within 3 months - Adults	457	2,346	19.5%	13.8%	14.7%	15.4%
% of FP17s for the same patient ID Re-attending between 3 & 9 months - Children	500	1,324	37.8%	62.3%	60.8%	59.7%
% of FP17s for the same patient ID Re-attending between 3 & 9 months - Adults	803	2,346	34.2%	53.1%	52.8%	51.7%
% of FP17s for Band 1 Urgent Courses	492	3,349	14.7%	8.3%	8.2%	9.2%
% of FP17s Relating to Free Repair or Replacements	30	3,349	0.9%	0.7%	0.7%	0.7%
% of FP17s Relating to Continuations	66	3,349	2.0%	0.8%	0.8%	0.8%
% of Patients satisfied with the dentistry they have received	2	3	N/A	91.5%	93.2%	93.5%
% of Patients satisfied with the time they had to wait for an appointment	2	3	N/A	86.4%	88.5%	87.4%

* This is based on patients treated on this contract for their most recent course of treatment. Figures in italics indicate the base number of FP17s or Patient Questionnaire responses are less than 100. N/A is shown where the base number of responses is less than 10 during the period. % is calculated as Quantity/Base number*100

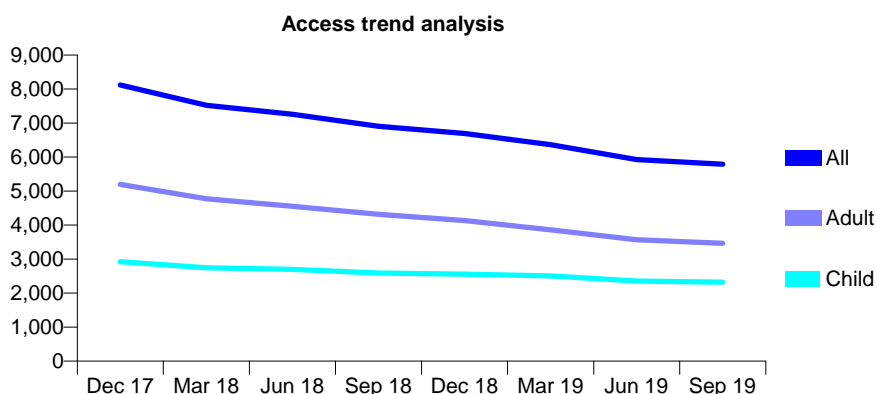
Q59 - Vital Signs At a Glance Contract Report for 162078/0003 - September 2019

Name or company name	Dr Hindocha Ltd.
Contract type name	GDS Contract
Purpose of contract	General
Contract start date	01/05/2007
Contract end date	

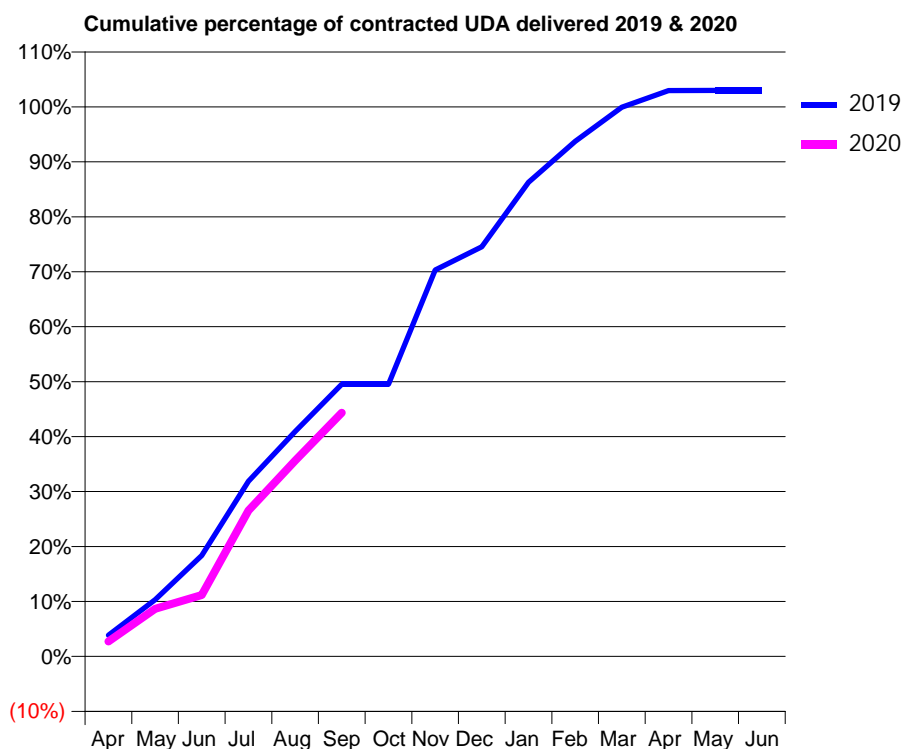
19/20 Contracted general activity (UDA)	17,811
Carry forward general activity (UDA)	0
19/20 Contracted orthodontic activity (UOA)	0
Carry forward orthodontic activity (UOA)	0
Baseline contract value	£486,352.61

ACCESS*

Patients seen in 24 months	Total	Change since previous quarter
Quarter ending September 2018	6,907	
Quarter ending December 2018	6,695	↓
Quarter ending March 2019	6,368	↓
Quarter ending June 2019	5,928	↓
Quarter ending September 2019	5,790	↓
Variance since September 2018	(16.2%)	↓



ACTIVITY



Month	Adjusted Scheduled Activity (UDA)	
	2019	2020
April	689	487
May	1,840	1,547
June	3,268	1,990
July	5,678	4,732
August	7,288	6,347
September	8,819	7,897
October	8,819	
November	12,525	
December	13,274	
January	15,366	
February	16,696	
March	17,798	
April	18,336	
May	18,340	
June	18,340	

QUALITY

	Quantity	Base Number	Contract	AT	Region	England
% of FP17s for the same patient ID Re-attending within 3 months - Children	109	1,517	7.2%	9.5%	11.3%	11.5%
% of FP17s for the same patient ID Re-attending within 3 months - Adults	516	2,340	22.1%	13.8%	14.7%	15.4%
% of FP17s for the same patient ID Re-attending between 3 & 9 months - Children	653	1,517	43.0%	62.3%	60.8%	59.7%
% of FP17s for the same patient ID Re-attending between 3 & 9 months - Adults	799	2,340	34.1%	53.1%	52.8%	51.7%
% of FP17s for Band 1 Urgent Courses	455	3,525	12.9%	8.3%	8.2%	9.2%
% of FP17s Relating to Free Repair or Replacements	76	3,525	2.2%	0.7%	0.7%	0.7%
% of FP17s Relating to Continuations	15	3,525	0.4%	0.8%	0.8%	0.8%
% of Patients satisfied with the dentistry they have received	0	0	N/A	91.5%	93.2%	93.5%
% of Patients satisfied with the time they had to wait for an appointment	0	0	N/A	86.4%	88.5%	87.4%

* This is based on patients treated on this contract for their most recent course of treatment. Figures in italics indicate the base number of FP17s or Patient Questionnaire responses are less than 100. N/A is shown where the base number of responses is less than 10 during the period. % is calculated as Quantity/Base number*100

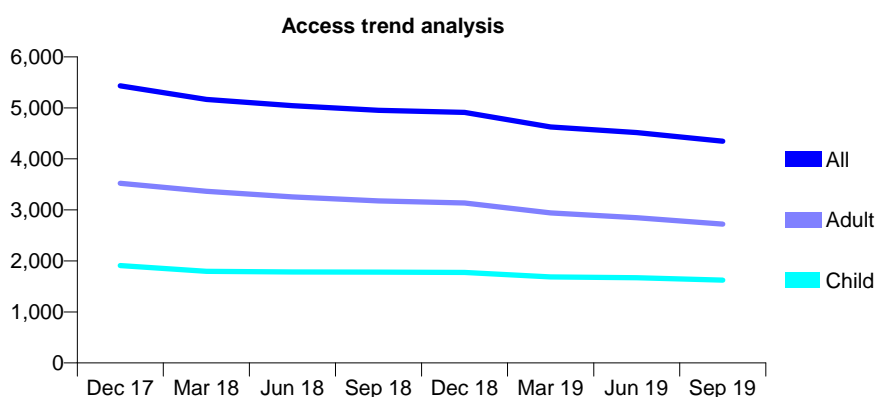
Q59 - Vital Signs At a Glance Contract Report for 162078/0004 - September 2019

Name or company name	Dr Hindocha Ltd.
Contract type name	GDS Contract
Purpose of contract	General
Contract start date	01/05/2007
Contract end date	

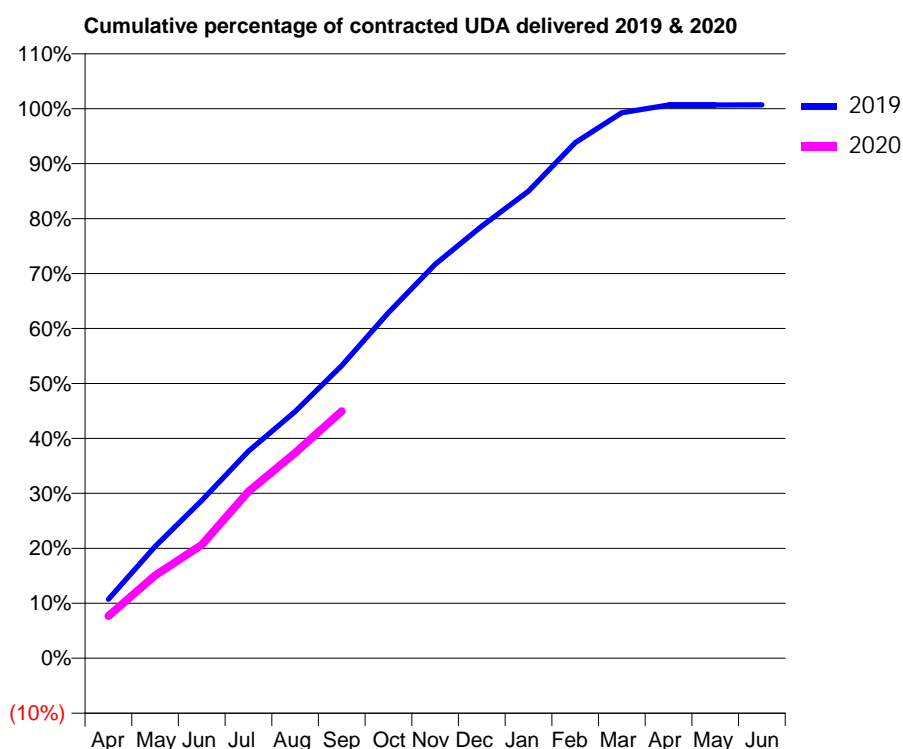
19/20 Contracted general activity (UDA)	11,036
Carry forward general activity (UDA)	0
19/20 Contracted orthodontic activity (UOA)	0
Carry forward orthodontic activity (UOA)	0
Baseline contract value	£278,598.89

ACCESS*

Patients seen in 24 months	Total	Change since previous quarter
Quarter ending September 2018	4,954	
Quarter ending December 2018	4,910	→
Quarter ending March 2019	4,627	↓
Quarter ending June 2019	4,516	↓
Quarter ending September 2019	4,346	↓
Variance since September 2018	(12.3%)	↓



ACTIVITY



Month	Adjusted Scheduled Activity (UDA)	
	2019	2020
April	1,184	847
May	2,246	1,666
June	3,166	2,278
July	4,158	3,350
August	4,954	4,125
September	5,877	4,962
October	6,939	
November	7,913	
December	8,677	
January	9,379	
February	10,354	
March	10,956	
April	11,111	
May	11,111	
June	11,114	

QUALITY

	Quantity	Base Number	Contract	AT	Region	England
% of FP17s for the same patient ID Re-attending within 3 months - Children	75	876	8.6%	9.5%	11.3%	11.5%
% of FP17s for the same patient ID Re-attending within 3 months - Adults	251	1,345	18.7%	13.8%	14.7%	15.4%
% of FP17s for the same patient ID Re-attending between 3 & 9 months - Children	259	876	29.6%	62.3%	60.8%	59.7%
% of FP17s for the same patient ID Re-attending between 3 & 9 months - Adults	405	1,345	30.1%	53.1%	52.8%	51.7%
% of FP17s for Band 1 Urgent Courses	274	2,136	12.8%	8.3%	8.2%	9.2%
% of FP17s Relating to Free Repair or Replacements	38	2,136	1.8%	0.7%	0.7%	0.7%
% of FP17s Relating to Continuations	52	2,136	2.4%	0.8%	0.8%	0.8%
% of Patients satisfied with the dentistry they have received	1	1	N/A	91.5%	93.2%	93.5%
% of Patients satisfied with the time they had to wait for an appointment	1	1	N/A	86.4%	88.5%	87.4%

* This is based on patients treated on this contract for their most recent course of treatment.

Figures in italics indicate the base number of FP17s or Patient Questionnaire responses are less than 100. N/A is shown where the base number of responses is less than 10 during the period. % is calculated as Quantity/Base number*100

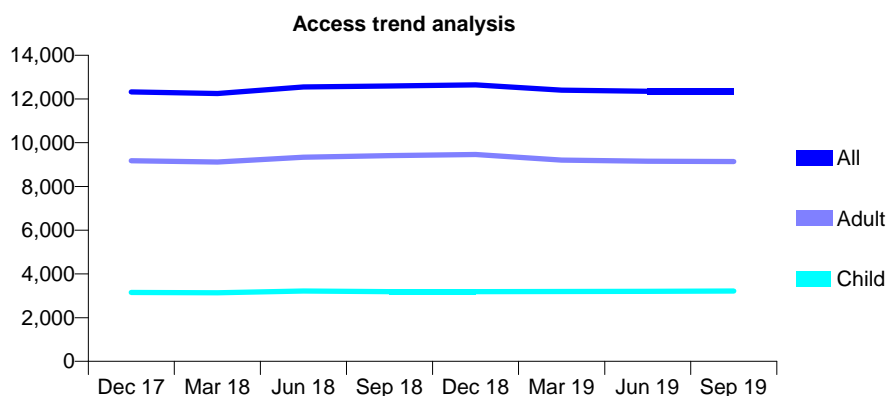
Q59 - Vital Signs At a Glance Contract Report for 164275/0001 - September 2019

Name or company name	Patel and Hanji
Contract type name	GDS Contract
Purpose of contract	General
Contract start date	01/02/2012
Contract end date	

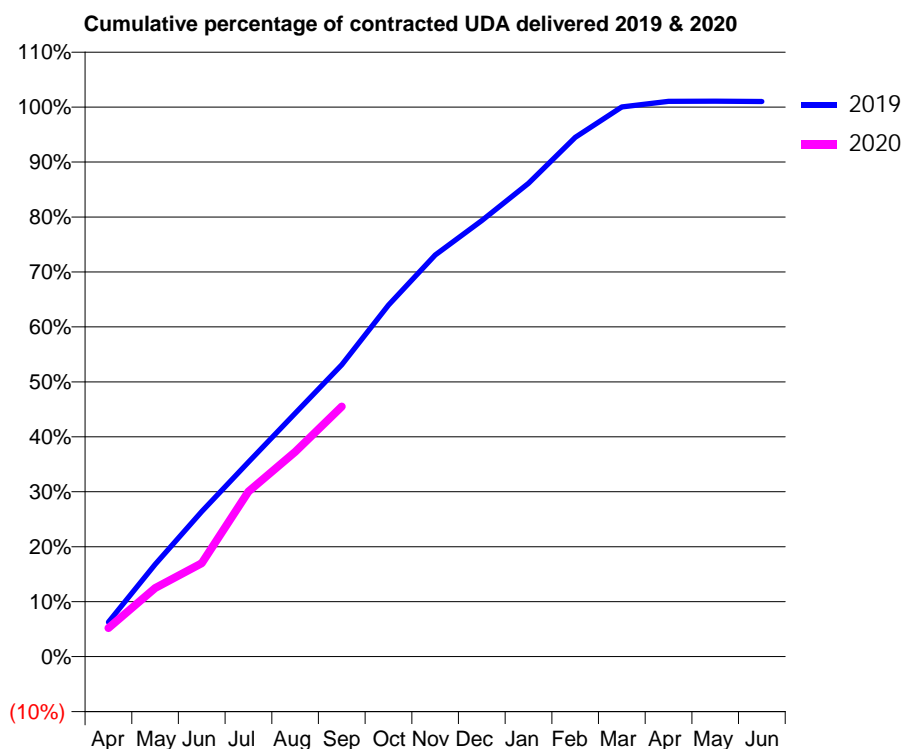
19/20 Contracted general activity (UDA)	36,421
Carry forward general activity (UDA)	0
19/20 Contracted orthodontic activity (UOA)	0
Carry forward orthodontic activity (UOA)	0
Baseline contract value	£819,863.13

ACCESS*

Patients seen in 24 months	Total	Change since previous quarter
Quarter ending September 2018	12,592	
Quarter ending December 2018	12,642	→
Quarter ending March 2019	12,402	↓
Quarter ending June 2019	12,354	→
Quarter ending September 2019	12,359	→
Variance since September 2018	(1.9%)	↓



ACTIVITY



Month	Adjusted Scheduled Activity (UDA)	
	2019	2020
April	2,286	1,895
May	6,118	4,543
June	9,612	6,195
July	12,891	10,936
August	16,122	13,574
September	19,339	16,577
October	23,295	
November	26,621	
December	28,894	
January	31,372	
February	34,411	
March	36,430	
April	36,799	
May	36,804	
June	36,792	

QUALITY

	Quantity	Base Number	Contract	AT	Region	England
% of FP17s for the same patient ID Re-attending within 3 months - Children	205	2,515	8.2%	9.5%	11.3%	11.5%
% of FP17s for the same patient ID Re-attending within 3 months - Adults	654	5,862	11.2%	13.8%	14.7%	15.4%
% of FP17s for the same patient ID Re-attending between 3 & 9 months - Children	1,553	2,515	61.7%	62.3%	60.8%	59.7%
% of FP17s for the same patient ID Re-attending between 3 & 9 months - Adults	3,032	5,862	51.7%	53.1%	52.8%	51.7%
% of FP17s for Band 1 Urgent Courses	705	8,189	8.6%	8.3%	8.2%	9.2%
% of FP17s Relating to Free Repair or Replacements	124	8,189	1.5%	0.7%	0.7%	0.7%
% of FP17s Relating to Continuations	37	8,189	0.5%	0.8%	0.8%	0.8%
% of Patients satisfied with the dentistry they have received	7	8	N/A	91.5%	93.2%	93.5%
% of Patients satisfied with the time they had to wait for an appointment	8	8	N/A	86.4%	88.5%	87.4%

* This is based on patients treated on this contract for their most recent course of treatment. Figures in italics indicate the base number of FP17s or Patient Questionnaire responses are less than 100. N/A is shown where the base number of responses is less than 10 during the period. % is calculated as Quantity/Base number*100

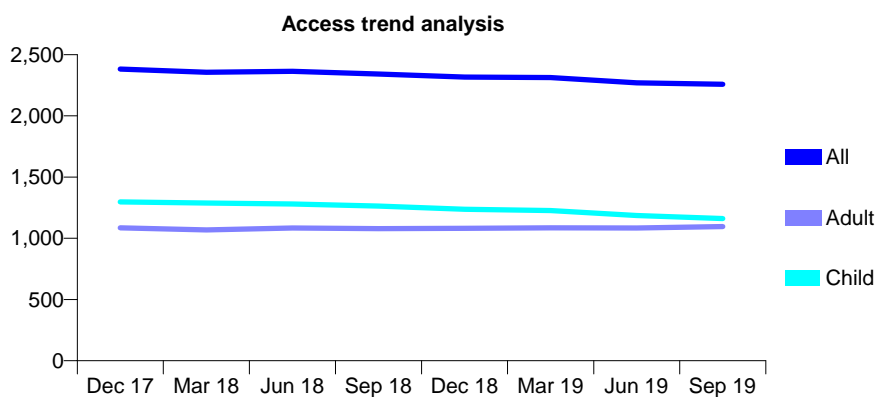
Q59 - Vital Signs At a Glance Contract Report for 166189/0001 - September 2019

Name or company name	Mr R Kidy & Ms P Sarna
Contract type name	GDS Contract
Purpose of contract	General and Orthodontic
Contract start date	01/04/2011
Contract end date	

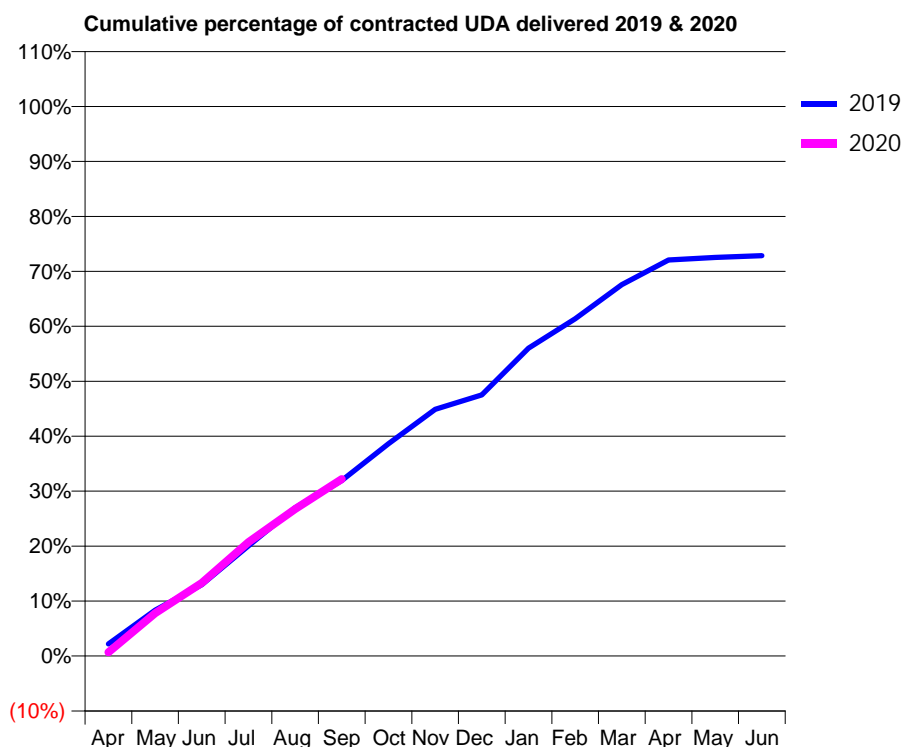
19/20 Contracted general activity (UDA)	7,050
Carry forward general activity (UDA)	0
19/20 Contracted orthodontic activity (UOA)	4,137
Carry forward orthodontic activity (UOA)	0
Baseline contract value	£449,294.22

ACCESS*

Patients seen in 24 months	Total	Change since previous quarter
Quarter ending September 2018	2,342	
Quarter ending December 2018	2,318	↓
Quarter ending March 2019	2,313	→
Quarter ending June 2019	2,270	↓
Quarter ending September 2019	2,258	→
Variance since September 2018	(3.6%)	↓



ACTIVITY



Month	Adjusted Scheduled Activity (UDA)	
	2019	2020
April	154	49
May	589	550
June	914	937
July	1,413	1,462
August	1,904	1,885
September	2,250	2,269
October	2,724	
November	3,165	
December	3,351	
January	3,950	
February	4,328	
March	4,763	
April	5,080	
May	5,113	
June	5,135	

QUALITY

	Quantity	Base Number	Contract	AT	Region	England
% of FP17s for the same patient ID Re-attending within 3 months - Children	95	1,281	7.4%	9.5%	11.3%	11.5%
% of FP17s for the same patient ID Re-attending within 3 months - Adults	79	784	10.1%	13.8%	14.7%	15.4%
% of FP17s for the same patient ID Re-attending between 3 & 9 months - Children	730	1,281	57.0%	62.3%	60.8%	59.7%
% of FP17s for the same patient ID Re-attending between 3 & 9 months - Adults	504	784	64.3%	53.1%	52.8%	51.7%
% of FP17s for Band 1 Urgent Courses	82	1,533	5.3%	8.3%	8.2%	9.2%
% of FP17s Relating to Free Repair or Replacements	3	1,533	0.2%	0.7%	0.7%	0.7%
% of FP17s Relating to Continuations	3	1,533	0.2%	0.8%	0.8%	0.8%
% of Patients satisfied with the dentistry they have received	2	2	N/A	91.5%	93.2%	93.5%
% of Patients satisfied with the time they had to wait for an appointment	2	2	N/A	86.4%	88.5%	87.4%

* This is based on patients treated on this contract for their most recent course of treatment. Figures in italics indicate the base number of FP17s or Patient Questionnaire responses are less than 100. N/A is shown where the base number of responses is less than 10 during the period. % is calculated as Quantity/Base number*100

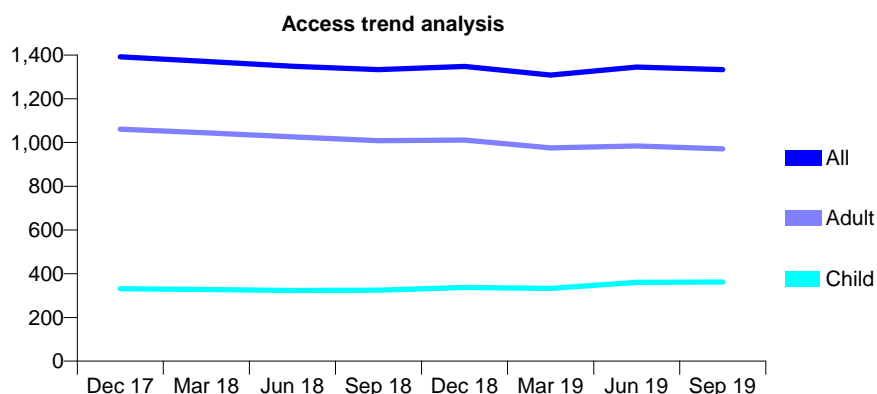
Q59 - Vital Signs At a Glance Contract Report for 166367/0001 - September 2019

Name or company name	Uppingham & Upperton Dental Practice Ltd
Contract type name	GDS Contract
Purpose of contract	General
Contract start date	07/09/2009
Contract end date	

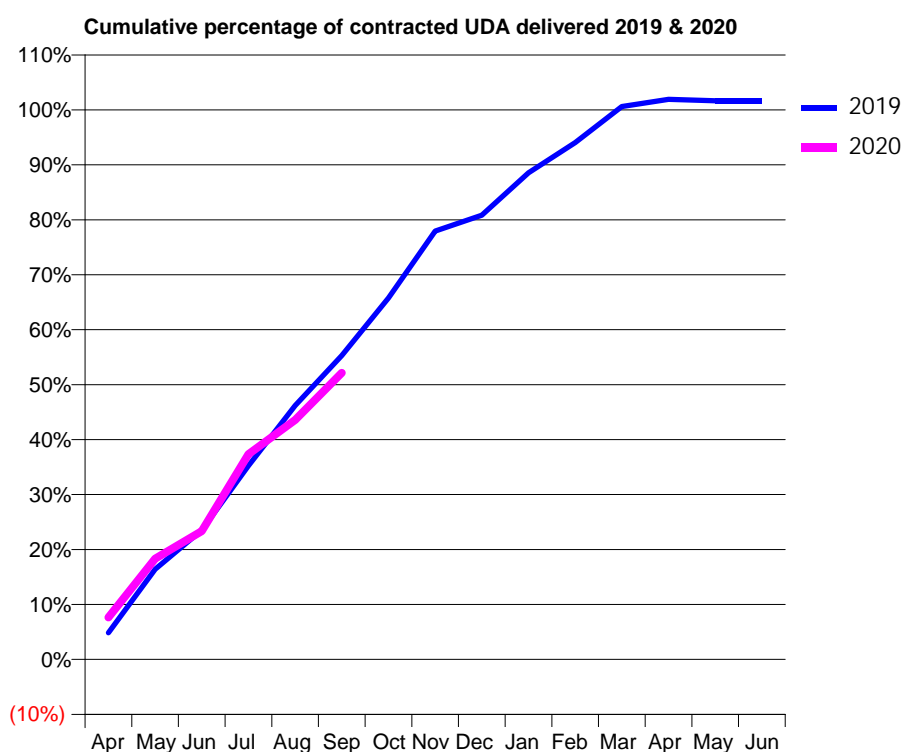
19/20 Contracted general activity (UDA)	3,816
Carry forward general activity (UDA)	0
19/20 Contracted orthodontic activity (UOA)	0
Carry forward orthodontic activity (UOA)	0
Baseline contract value	£92,399.80

ACCESS*

Patients seen in 24 months	Total	Change since previous quarter
Quarter ending September 2018	1,333	
Quarter ending December 2018	1,348	→
Quarter ending March 2019	1,308	↓
Quarter ending June 2019	1,345	↑
Quarter ending September 2019	1,333	→
Variance since September 2018	0.0%	→



ACTIVITY



Month	2019	2020
April	185	292
May	627	700
June	898	891
July	1,345	1,426
August	1,764	1,663
September	2,110	1,990
October	2,510	
November	2,975	
December	3,084	
January	3,379	
February	3,588	
March	3,839	
April	3,889	
May	3,878	
June	3,878	

QUALITY

	Quantity	Base Number	Contract	AT	Region	England
% of FP17s for the same patient ID Re-attending within 3 months - Children	23	352	6.5%	9.5%	11.3%	11.5%
% of FP17s for the same patient ID Re-attending within 3 months - Adults	130	475	27.4%	13.8%	14.7%	15.4%
% of FP17s for the same patient ID Re-attending between 3 & 9 months - Children	217	352	61.6%	62.3%	60.8%	59.7%
% of FP17s for the same patient ID Re-attending between 3 & 9 months - Adults	200	475	42.1%	53.1%	52.8%	51.7%
% of FP17s for Band 1 Urgent Courses	75	803	9.3%	8.3%	8.2%	9.2%
% of FP17s Relating to Free Repair or Replacements	11	803	1.4%	0.7%	0.7%	0.7%
% of FP17s Relating to Continuations	20	803	2.5%	0.8%	0.8%	0.8%
% of Patients satisfied with the dentistry they have received	0	0	N/A	91.5%	93.2%	93.5%
% of Patients satisfied with the time they had to wait for an appointment	0	0	N/A	86.4%	88.5%	87.4%

* This is based on patients treated on this contract for their most recent course of treatment. Figures in italics indicate the base number of FP17s or Patient Questionnaire responses are less than 100. N/A is shown where the base number of responses is less than 10 during the period. % is calculated as Quantity/Base number*100

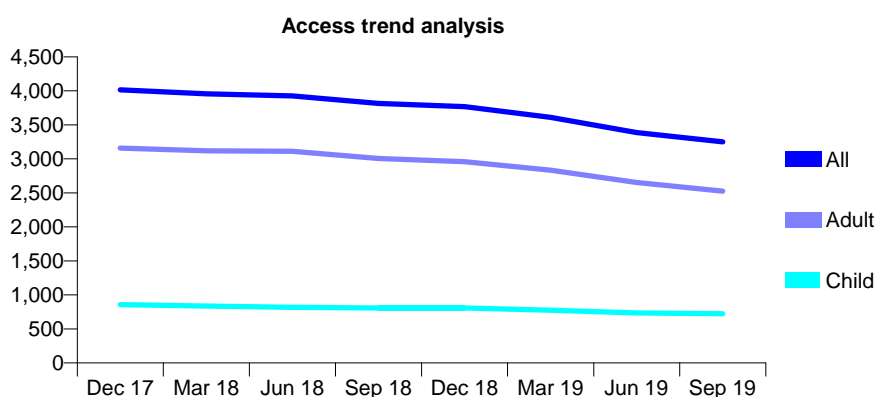
Q59 - Vital Signs At a Glance Contract Report for 168297/0001 - September 2019

Name or company name	Mr Sherer & Mr Levin
Contract type name	GDS Contract
Purpose of contract	General
Contract start date	01/10/2011
Contract end date	

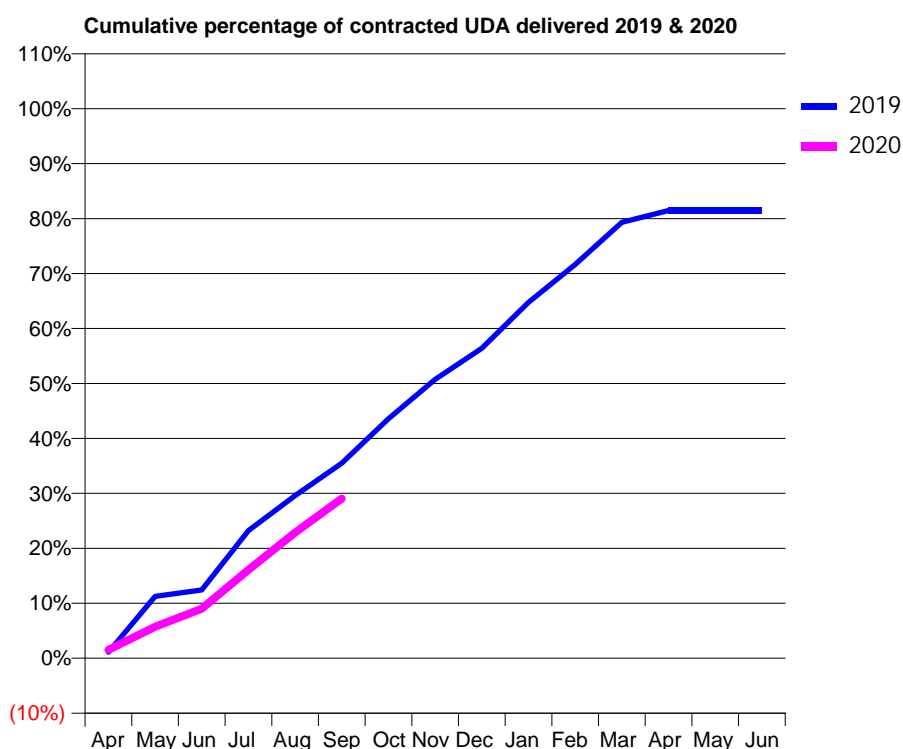
19/20 Contracted general activity (UDA)	8,921
Carry forward general activity (UDA)	0
19/20 Contracted orthodontic activity (UOA)	0
Carry forward orthodontic activity (UOA)	0
Baseline contract value	£208,919.67

ACCESS*

Patients seen in 24 months	Total	Change since previous quarter
Quarter ending September 2018	3,814	
Quarter ending December 2018	3,767	↓
Quarter ending March 2019	3,611	↓
Quarter ending June 2019	3,388	↓
Quarter ending September 2019	3,250	↓
Variance since September 2018	(14.8%)	↓



ACTIVITY



Adjusted Scheduled Activity (UDA)		
Month	2019	2020
April	121	137
May	1,231	511
June	1,356	803
July	2,537	1,437
August	3,235	2,040
September	3,876	2,592
October	4,760	
November	5,543	
December	6,159	
January	7,072	
February	7,824	
March	8,661	
April	8,898	
May	8,898	
June	8,898	

QUALITY

	Quantity	Base Number	Contract	AT	Region	England
% of FP17s for the same patient ID Re-attending within 3 months - Children	86	589	14.6%	9.5%	11.3%	11.5%
% of FP17s for the same patient ID Re-attending within 3 months - Adults	120	1,214	9.9%	13.8%	14.7%	15.4%
% of FP17s for the same patient ID Re-attending between 3 & 9 months - Children	370	589	62.8%	62.3%	60.8%	59.7%
% of FP17s for the same patient ID Re-attending between 3 & 9 months - Adults	746	1,214	61.4%	53.1%	52.8%	51.7%
% of FP17s for Band 1 Urgent Courses	70	1,734	4.0%	8.3%	8.2%	9.2%
% of FP17s Relating to Free Repair or Replacements	0	1,734	0.0%	0.7%	0.7%	0.7%
% of FP17s Relating to Continuations	24	1,734	1.4%	0.8%	0.8%	0.8%
% of Patients satisfied with the dentistry they have received	0	0	N/A	91.5%	93.2%	93.5%
% of Patients satisfied with the time they had to wait for an appointment	0	0	N/A	86.4%	88.5%	87.4%

* This is based on patients treated on this contract for their most recent course of treatment. Figures in italics indicate the base number of FP17s or Patient Questionnaire responses are less than 100. N/A is shown where the base number of responses is less than 10 during the period. % is calculated as Quantity/Base number*100

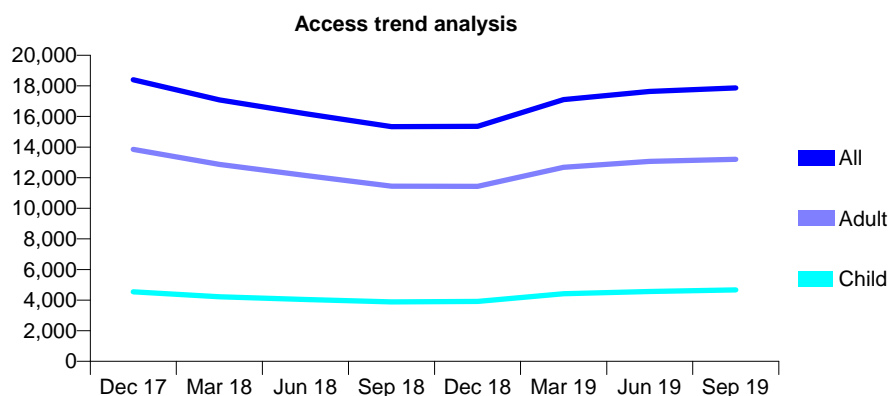
Q59 - Vital Signs At a Glance Contract Report for 169463/0002 - September 2019

Name or company name	A T Dent Ltd
Contract type name	GDS Contract
Purpose of contract	General
Contract start date	26/11/2009
Contract end date	

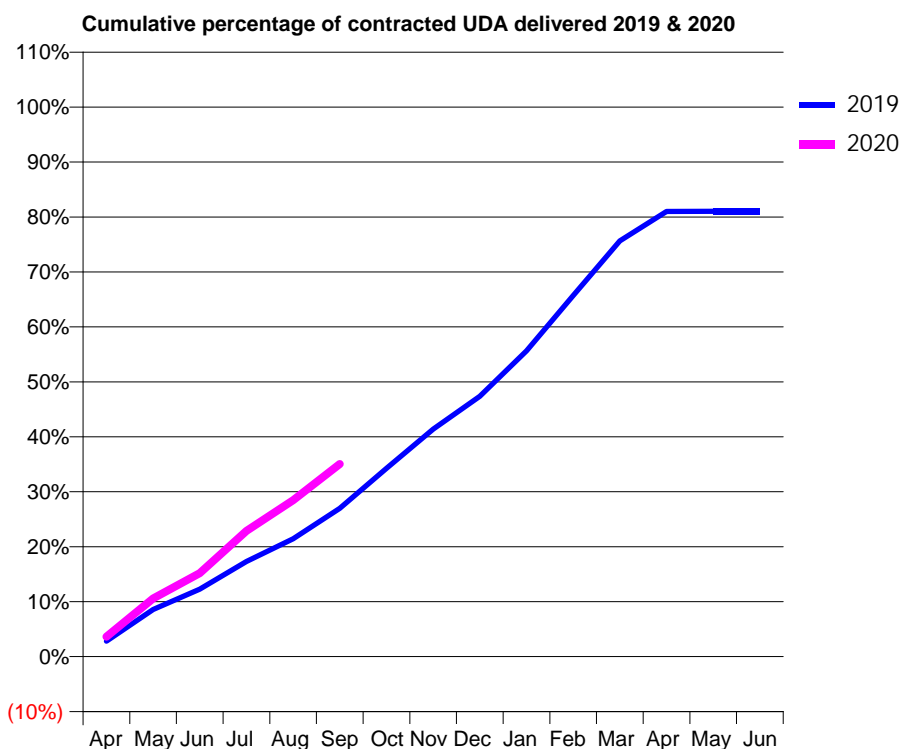
19/20 Contracted general activity (UDA)	60,000
Carry forward general activity (UDA)	0
19/20 Contracted orthodontic activity (UOA)	0
Carry forward orthodontic activity (UOA)	0
Baseline contract value	£1,368,969.09

ACCESS*

Patients seen in 24 months	Total	Change since previous quarter
Quarter ending September 2018	15,332	
Quarter ending December 2018	15,356	→
Quarter ending March 2019	17,102	↑
Quarter ending June 2019	17,632	↑
Quarter ending September 2019	17,866	→
Variance since September 2018	16.5%	↑



ACTIVITY



Month	Adjusted Scheduled Activity (UDA)	
	2019	2020
April	1,683	2,178
May	5,145	6,354
June	7,353	9,108
July	10,388	13,717
August	12,875	17,091
September	16,201	21,027
October	20,554	
November	24,844	
December	28,411	
January	33,375	
February	39,429	
March	45,386	
April	48,606	
May	48,623	
June	48,631	

QUALITY

	Quantity	Base Number	Contract	AT	Region	England
% of FP17s for the same patient ID Re-attending within 3 months - Children	281	3,371	8.3%	9.5%	11.3%	11.5%
% of FP17s for the same patient ID Re-attending within 3 months - Adults	1,396	9,462	14.8%	13.8%	14.7%	15.4%
% of FP17s for the same patient ID Re-attending between 3 & 9 months - Children	1,903	3,371	56.5%	62.3%	60.8%	59.7%
% of FP17s for the same patient ID Re-attending between 3 & 9 months - Adults	5,230	9,462	55.3%	53.1%	52.8%	51.7%
% of FP17s for Band 1 Urgent Courses	1,089	11,484	9.5%	8.3%	8.2%	9.2%
% of FP17s Relating to Free Repair or Replacements	30	11,484	0.3%	0.7%	0.7%	0.7%
% of FP17s Relating to Continuations	111	11,484	1.0%	0.8%	0.8%	0.8%
% of Patients satisfied with the dentistry they have received	9	11	81.8%	91.5%	93.2%	93.5%
% of Patients satisfied with the time they had to wait for an appointment	10	11	90.9%	86.4%	88.5%	87.4%

* This is based on patients treated on this contract for their most recent course of treatment. Figures in italics indicate the base number of FP17s or Patient Questionnaire responses are less than 100. N/A is shown where the base number of responses is less than 10 during the period. % is calculated as Quantity/Base number*100

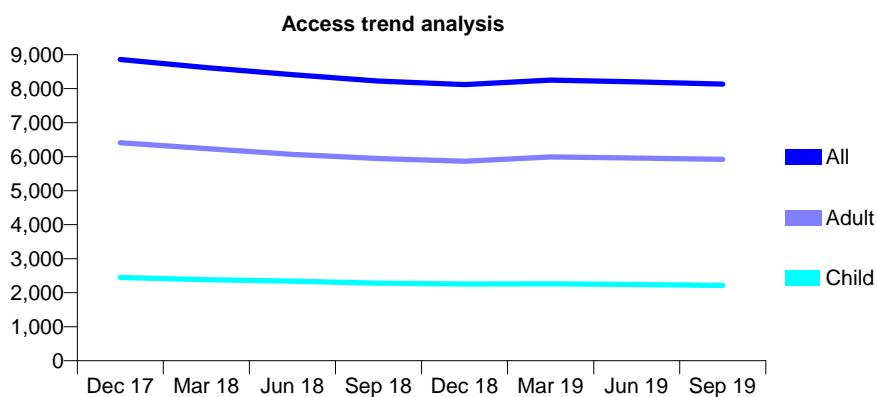
Q59 - Vital Signs At a Glance Contract Report for 169935/0001 - September 2019

Name or company name	Mr R Ghadiali & Mr R Gupta
Contract type name	GDS Contract
Purpose of contract	General
Contract start date	01/04/2014
Contract end date	

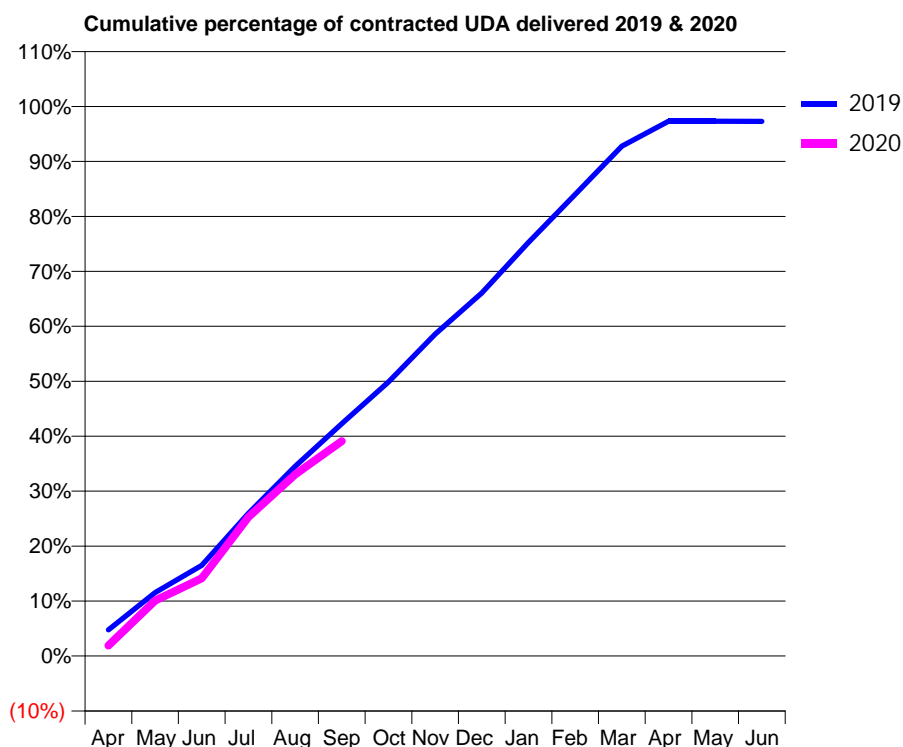
19/20 Contracted general activity (UDA)	23,925
Carry forward general activity (UDA)	0
19/20 Contracted orthodontic activity (UOA)	0
Carry forward orthodontic activity (UOA)	0
Baseline contract value	£649,941.60

ACCESS*

Patients seen in 24 months	Total	Change since previous quarter
Quarter ending September 2018	8,227	
Quarter ending December 2018	8,121	↓
Quarter ending March 2019	8,254	→
Quarter ending June 2019	8,201	→
Quarter ending September 2019	8,136	→
Variance since September 2018	(1.1%)	↓



ACTIVITY



Month	Adjusted Scheduled Activity (UDA)	
	2019	2020
April	1,141	457
May	2,768	2,413
June	3,950	3,384
July	6,216	6,053
August	8,257	7,905
September	10,119	9,359
October	11,935	
November	14,015	
December	15,804	
January	18,006	
February	20,098	
March	22,192	
April	23,279	
May	23,276	
June	23,275	

QUALITY

	Quantity	Base Number	Contract	AT	Region	England
% of FP17s for the same patient ID Re-attending within 3 months - Children	110	1,719	6.4%	9.5%	11.3%	11.5%
% of FP17s for the same patient ID Re-attending within 3 months - Adults	478	4,240	11.3%	13.8%	14.7%	15.4%
% of FP17s for the same patient ID Re-attending between 3 & 9 months - Children	1,299	1,719	75.6%	62.3%	60.8%	59.7%
% of FP17s for the same patient ID Re-attending between 3 & 9 months - Adults	2,526	4,240	59.6%	53.1%	52.8%	51.7%
% of FP17s for Band 1 Urgent Courses	331	5,493	6.0%	8.3%	8.2%	9.2%
% of FP17s Relating to Free Repair or Replacements	50	5,493	0.9%	0.7%	0.7%	0.7%
% of FP17s Relating to Continuations	23	5,493	0.4%	0.8%	0.8%	0.8%
% of Patients satisfied with the dentistry they have received	4	4	N/A	91.5%	93.2%	93.5%
% of Patients satisfied with the time they had to wait for an appointment	4	4	N/A	86.4%	88.5%	87.4%

* This is based on patients treated on this contract for their most recent course of treatment. Figures in italics indicate the base number of FP17s or Patient Questionnaire responses are less than 100. N/A is shown where the base number of responses is less than 10 during the period. % is calculated as Quantity/Base number*100

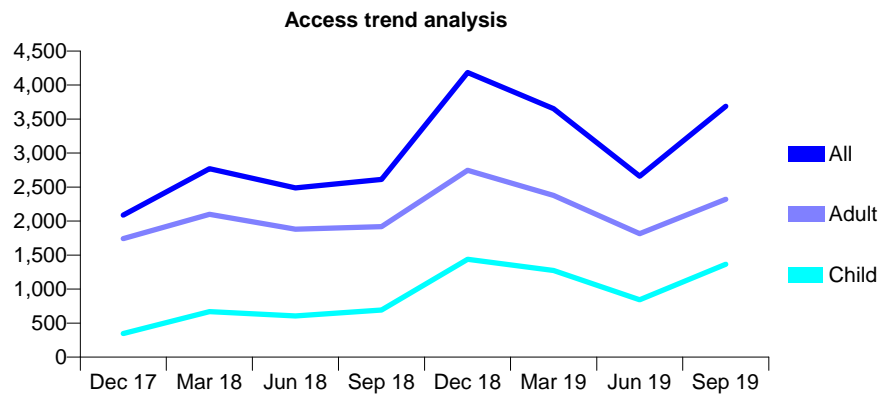
Q59 - Vital Signs At a Glance Contract Report for 171743/0001 - September 2019

Name or company name	RK Pancholi Dental Surgery Ltd
Contract type name	GDS Contract
Purpose of contract	General
Contract start date	20/10/2008
Contract end date	

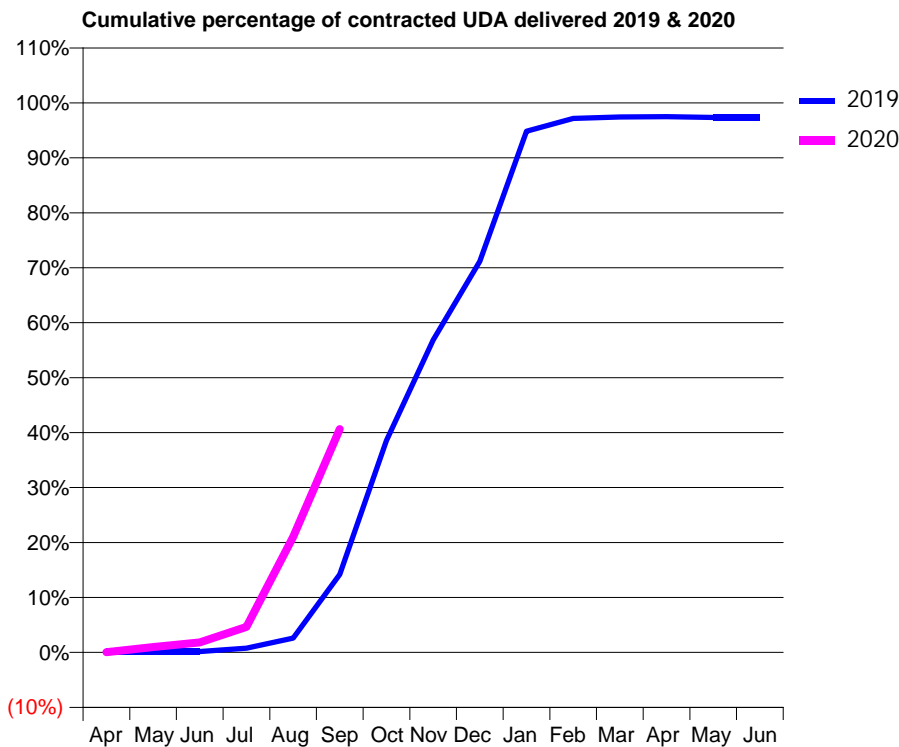
19/20 Contracted general activity (UDA)	8,203
Carry forward general activity (UDA)	0
19/20 Contracted orthodontic activity (UOA)	0
Carry forward orthodontic activity (UOA)	0
Baseline contract value	£180,073.40

ACCESS*

Patients seen in 24 months	Total	Change since previous quarter
Quarter ending September 2018	2,612	
Quarter ending December 2018	4,186	↑
Quarter ending March 2019	3,652	↓
Quarter ending June 2019	2,659	↓
Quarter ending September 2019	3,687	↑
Variance since September 2018	41.2%	↑



ACTIVITY



Month	Adjusted Scheduled Activity (UDA)	
	2019	2020
April	12	2
May	12	81
June	12	150
July	63	381
August	213	1,726
September	1,165	3,332
October	3,165	
November	4,665	
December	5,838	
January	7,778	
February	7,972	
March	7,992	
April	7,997	
May	7,985	
June	7,985	

QUALITY

	Quantity	Base Number	Contract	AT	Region	England
% of FP17s for the same patient ID Re-attending within 3 months - Children	5	790	0.6%	9.5%	11.3%	11.5%
% of FP17s for the same patient ID Re-attending within 3 months - Adults	15	956	1.6%	13.8%	14.7%	15.4%
% of FP17s for the same patient ID Re-attending between 3 & 9 months - Children	123	790	15.6%	62.3%	60.8%	59.7%
% of FP17s for the same patient ID Re-attending between 3 & 9 months - Adults	142	956	14.9%	53.1%	52.8%	51.7%
% of FP17s for Band 1 Urgent Courses	76	1,744	4.4%	8.3%	8.2%	9.2%
% of FP17s Relating to Free Repair or Replacements	2	1,744	0.1%	0.7%	0.7%	0.7%
% of FP17s Relating to Continuations	2	1,744	0.1%	0.8%	0.8%	0.8%
% of Patients satisfied with the dentistry they have received	1	1	N/A	91.5%	93.2%	93.5%
% of Patients satisfied with the time they had to wait for an appointment	1	1	N/A	86.4%	88.5%	87.4%

* This is based on patients treated on this contract for their most recent course of treatment. Figures in italics indicate the base number of FP17s or Patient Questionnaire responses are less than 100. N/A is shown where the base number of responses is less than 10 during the period. % is calculated as Quantity/Base number*100

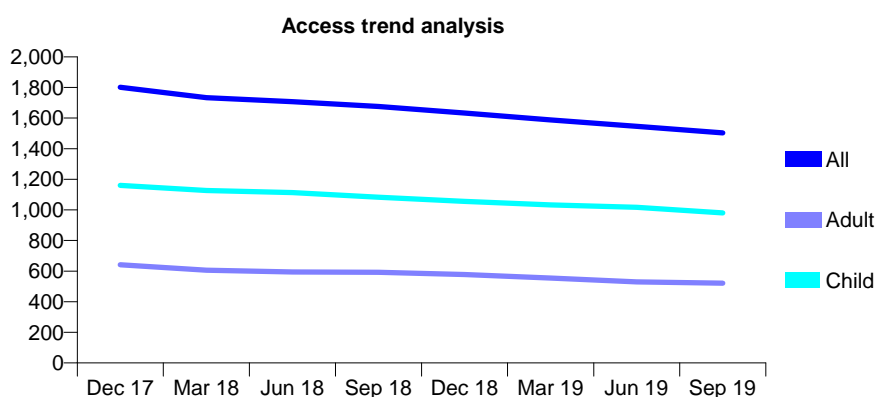
Q59 - Vital Signs At a Glance Contract Report for 171751/0001 - September 2019

Name or company name	E Gayton & K Gayton
Contract type name	GDS Contract
Purpose of contract	General and Orthodontic
Contract start date	01/11/2013
Contract end date	

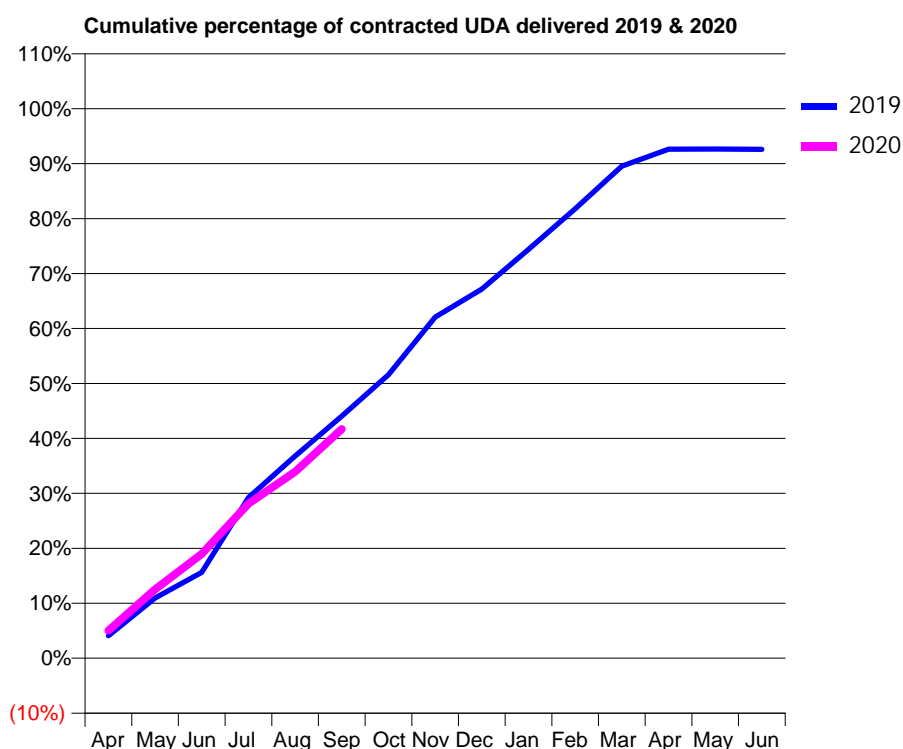
19/20 Contracted general activity (UDA)	3,900
Carry forward general activity (UDA)	0
19/20 Contracted orthodontic activity (UOA)	259
Carry forward orthodontic activity (UOA)	0
Baseline contract value	£113,132.28

ACCESS*

Patients seen in 24 months	Total	Change since previous quarter
Quarter ending September 2018	1,675	
Quarter ending December 2018	1,633	↓
Quarter ending March 2019	1,588	↓
Quarter ending June 2019	1,546	↓
Quarter ending September 2019	1,503	↓
Variance since September 2018	(10.3%)	↓



ACTIVITY



Month	2019	2020
April	160	197
May	428	489
June	609	740
July	1,140	1,096
August	1,435	1,324
September	1,718	1,626
October	2,011	
November	2,421	
December	2,620	
January	2,901	
February	3,190	
March	3,492	
April	3,612	
May	3,614	
June	3,611	

QUALITY

	Quantity	Base Number	Contract	AT	Region	England
% of FP17s for the same patient ID Re-attending within 3 months - Children	50	858	5.8%	9.5%	11.3%	11.5%
% of FP17s for the same patient ID Re-attending within 3 months - Adults	45	298	15.1%	13.8%	14.7%	15.4%
% of FP17s for the same patient ID Re-attending between 3 & 9 months - Children	693	858	80.8%	62.3%	60.8%	59.7%
% of FP17s for the same patient ID Re-attending between 3 & 9 months - Adults	200	298	67.1%	53.1%	52.8%	51.7%
% of FP17s for Band 1 Urgent Courses	31	1,070	2.9%	8.3%	8.2%	9.2%
% of FP17s Relating to Free Repair or Replacements	0	1,070	0.0%	0.7%	0.7%	0.7%
% of FP17s Relating to Continuations	0	1,070	0.0%	0.8%	0.8%	0.8%
% of Patients satisfied with the dentistry they have received	1	1	N/A	91.5%	93.2%	93.5%
% of Patients satisfied with the time they had to wait for an appointment	1	1	N/A	86.4%	88.5%	87.4%

* This is based on patients treated on this contract for their most recent course of treatment.

Figures in italics indicate the base number of FP17s or Patient Questionnaire responses are less than 100. N/A is shown where the base number of responses is less than 10 during the period. % is calculated as Quantity/Base number*100

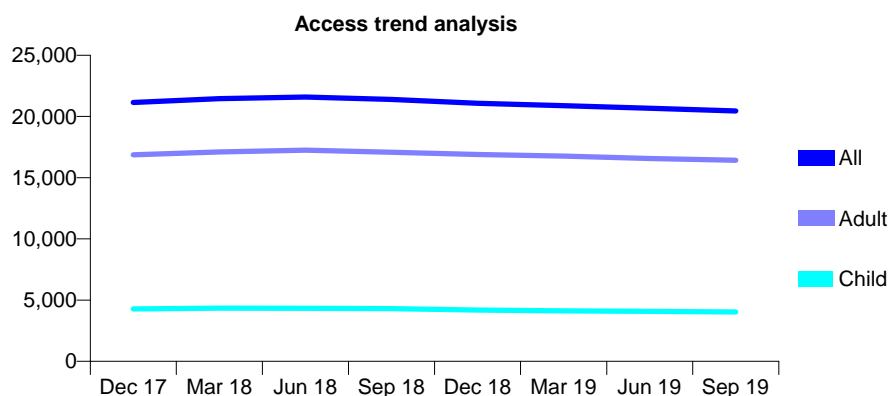
Q59 - Vital Signs At a Glance Contract Report for 175676/0002 - September 2019

Name or company name	Mr S Mehra & Mr A Khetia
Contract type name	GDS Contract
Purpose of contract	General
Contract start date	02/11/2015
Contract end date	

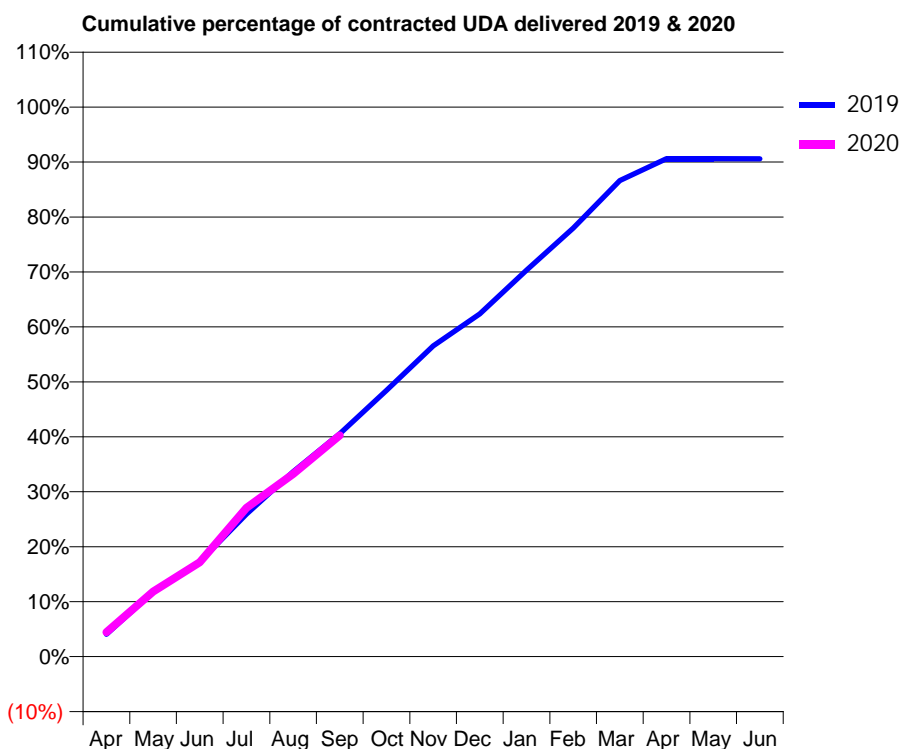
19/20 Contracted general activity (UDA)	58,260
Carry forward general activity (UDA)	0
19/20 Contracted orthodontic activity (UOA)	0
Carry forward orthodontic activity (UOA)	0
Baseline contract value	£1,170,288.85

ACCESS*

Patients seen in 24 months	Total	Change since previous quarter
Quarter ending September 2018	21,384	
Quarter ending December 2018	21,081	↓
Quarter ending March 2019	20,888	→
Quarter ending June 2019	20,667	↓
Quarter ending September 2019	20,449	↓
Variance since September 2018	(4.4%)	↓



ACTIVITY



Month	Adjusted Scheduled Activity (UDA)	
	2019	2020
April	2,368	2,593
May	6,865	6,886
June	10,058	10,003
July	15,110	15,770
August	19,607	19,370
September	23,627	23,465
October	28,228	
November	32,937	
December	36,328	
January	40,968	
February	45,425	
March	50,465	
April	52,796	
May	52,780	
June	52,763	

QUALITY

	Quantity	Base Number	Contract	AT	Region	England
% of FP17s for the same patient ID Re-attending within 3 months - Children	172	2,997	5.7%	9.5%	11.3%	11.5%
% of FP17s for the same patient ID Re-attending within 3 months - Adults	1,181	10,909	10.8%	13.8%	14.7%	15.4%
% of FP17s for the same patient ID Re-attending between 3 & 9 months - Children	1,946	2,997	64.9%	62.3%	60.8%	59.7%
% of FP17s for the same patient ID Re-attending between 3 & 9 months - Adults	6,221	10,909	57.0%	53.1%	52.8%	51.7%
% of FP17s for Band 1 Urgent Courses	1,023	12,809	8.0%	8.3%	8.2%	9.2%
% of FP17s Relating to Free Repair or Replacements	108	12,809	0.8%	0.7%	0.7%	0.7%
% of FP17s Relating to Continuations	46	12,809	0.4%	0.8%	0.8%	0.8%
% of Patients satisfied with the dentistry they have received	6	6	N/A	91.5%	93.2%	93.5%
% of Patients satisfied with the time they had to wait for an appointment	6	6	N/A	86.4%	88.5%	87.4%

* This is based on patients treated on this contract for their most recent course of treatment. Figures in italics indicate the base number of FP17s or Patient Questionnaire responses are less than 100. N/A is shown where the base number of responses is less than 10 during the period. % is calculated as Quantity/Base number*100

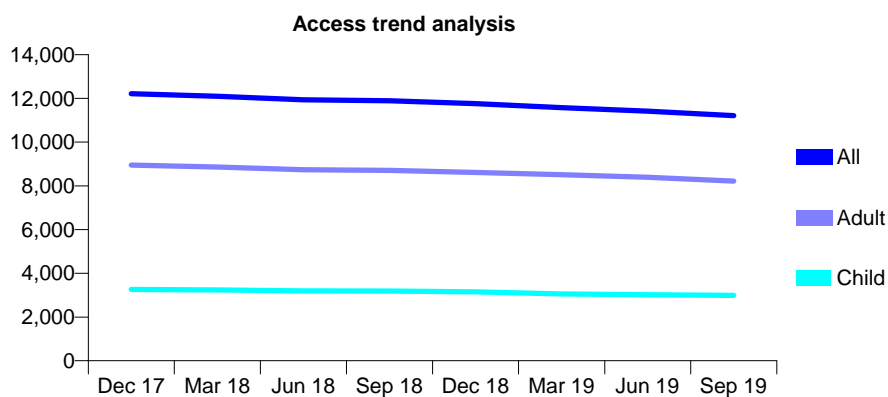
Q59 - Vital Signs At a Glance Contract Report for 176087/0001 - September 2019

Name or company name	Mr A Fenn & Mrs J Calveley (T/As BW Part
Contract type name	GDS Contract
Purpose of contract	General
Contract start date	29/08/2012
Contract end date	

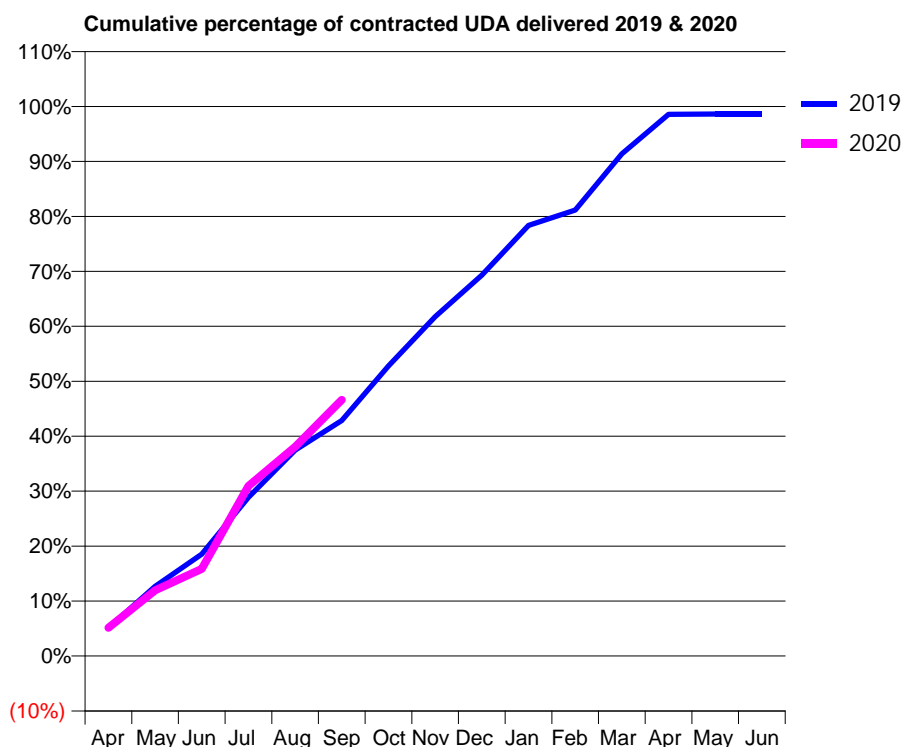
19/20 Contracted general activity (UDA)	28,000
Carry forward general activity (UDA)	0
19/20 Contracted orthodontic activity (UOA)	0
Carry forward orthodontic activity (UOA)	0
Baseline contract value	£638,756.67

ACCESS*

Patients seen in 24 months	Total	Change since previous quarter
Quarter ending September 2018	11,894	
Quarter ending December 2018	11,761	↓
Quarter ending March 2019	11,576	↓
Quarter ending June 2019	11,414	↓
Quarter ending September 2019	11,209	↓
Variance since September 2018	(5.8%)	↓



ACTIVITY



Month	Adjusted Scheduled Activity (UDA)	
	2019	2020
April	1,444	1,439
May	3,551	3,344
June	5,194	4,440
July	8,080	8,668
August	10,487	10,664
September	12,005	13,050
October	14,779	
November	17,292	
December	19,402	
January	21,936	
February	22,725	
March	25,588	
April	27,595	
May	27,613	
June	27,617	

QUALITY

	Quantity	Base Number	Contract	AT	Region	England
% of FP17s for the same patient ID Re-attending within 3 months - Children	96	2,118	4.5%	9.5%	11.3%	11.5%
% of FP17s for the same patient ID Re-attending within 3 months - Adults	596	5,407	11.0%	13.8%	14.7%	15.4%
% of FP17s for the same patient ID Re-attending between 3 & 9 months - Children	1,240	2,118	58.5%	62.3%	60.8%	59.7%
% of FP17s for the same patient ID Re-attending between 3 & 9 months - Adults	2,647	5,407	49.0%	53.1%	52.8%	51.7%
% of FP17s for Band 1 Urgent Courses	458	6,660	6.9%	8.3%	8.2%	9.2%
% of FP17s Relating to Free Repair or Replacements	50	6,660	0.8%	0.7%	0.7%	0.7%
% of FP17s Relating to Continuations	53	6,660	0.8%	0.8%	0.8%	0.8%
% of Patients satisfied with the dentistry they have received	7	8	N/A	91.5%	93.2%	93.5%
% of Patients satisfied with the time they had to wait for an appointment	7	8	N/A	86.4%	88.5%	87.4%

* This is based on patients treated on this contract for their most recent course of treatment. Figures in italics indicate the base number of FP17s or Patient Questionnaire responses are less than 100. N/A is shown where the base number of responses is less than 10 during the period. % is calculated as Quantity/Base number*100

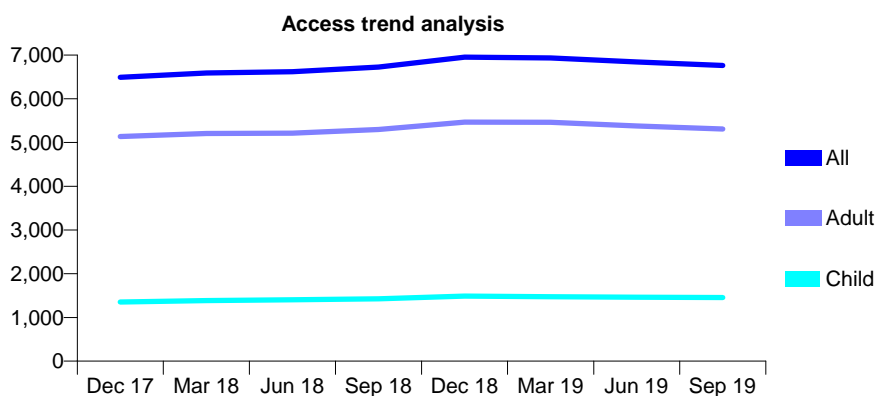
Q59 - Vital Signs At a Glance Contract Report for 176087/0002 - September 2019

Name or company name	Mr A Fenn & Mrs J Calveley (T/As BW Part
Contract type name	GDS Contract
Purpose of contract	General
Contract start date	29/08/2012
Contract end date	

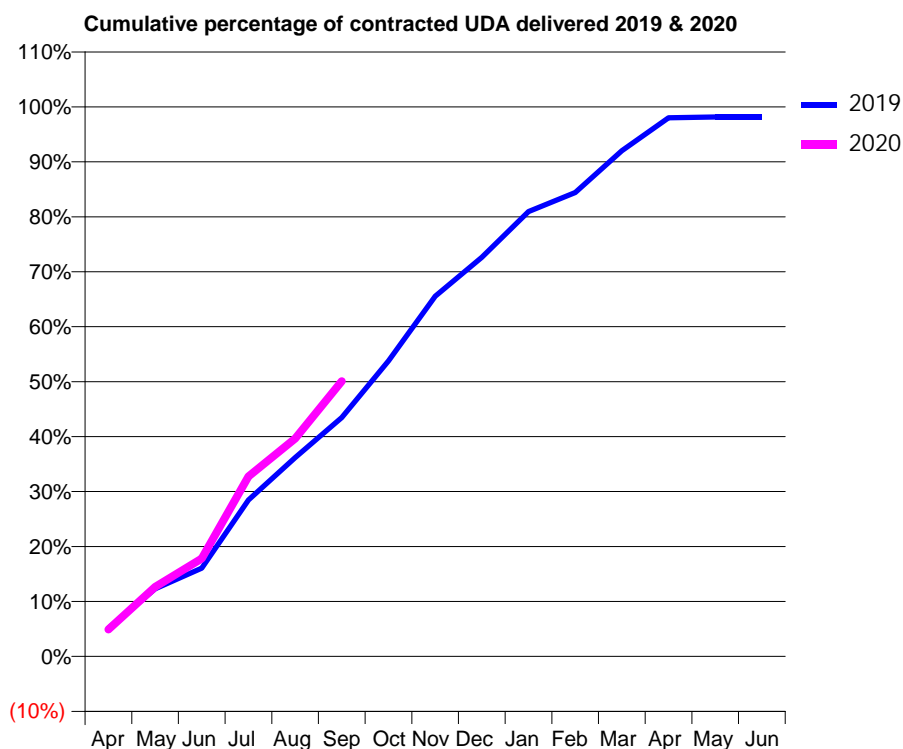
19/20 Contracted general activity (UDA)	15,000
Carry forward general activity (UDA)	0
19/20 Contracted orthodontic activity (UOA)	0
Carry forward orthodontic activity (UOA)	0
Baseline contract value	£342,191.13

ACCESS*

Patients seen in 24 months	Total	Change since previous quarter
Quarter ending September 2018	6,725	
Quarter ending December 2018	6,954	↑
Quarter ending March 2019	6,933	→
Quarter ending June 2019	6,842	↓
Quarter ending September 2019	6,761	↓
Variance since September 2018	0.5%	→



ACTIVITY



Month	Adjusted Scheduled Activity (UDA)	
	2019	2020
April	922	738
May	2,217	1,898
June	2,891	2,671
July	5,127	4,911
August	6,514	5,949
September	7,825	7,510
October	9,676	
November	11,796	
December	13,070	
January	14,568	
February	15,195	
March	16,560	
April	17,641	
May	17,668	
June	17,668	

QUALITY

	Quantity	Base Number	Contract	AT	Region	England
% of FP17s for the same patient ID Re-attending within 3 months - Children	46	1,022	4.5%	9.5%	11.3%	11.5%
% of FP17s for the same patient ID Re-attending within 3 months - Adults	354	3,302	10.7%	13.8%	14.7%	15.4%
% of FP17s for the same patient ID Re-attending between 3 & 9 months - Children	592	1,022	57.9%	62.3%	60.8%	59.7%
% of FP17s for the same patient ID Re-attending between 3 & 9 months - Adults	1,642	3,302	49.7%	53.1%	52.8%	51.7%
% of FP17s for Band 1 Urgent Courses	258	3,734	6.9%	8.3%	8.2%	9.2%
% of FP17s Relating to Free Repair or Replacements	36	3,734	1.0%	0.7%	0.7%	0.7%
% of FP17s Relating to Continuations	68	3,734	1.8%	0.8%	0.8%	0.8%
% of Patients satisfied with the dentistry they have received	6	6	N/A	91.5%	93.2%	93.5%
% of Patients satisfied with the time they had to wait for an appointment	5	6	N/A	86.4%	88.5%	87.4%

* This is based on patients treated on this contract for their most recent course of treatment. Figures in italics indicate the base number of FP17s or Patient Questionnaire responses are less than 100. N/A is shown where the base number of responses is less than 10 during the period. % is calculated as Quantity/Base number*100

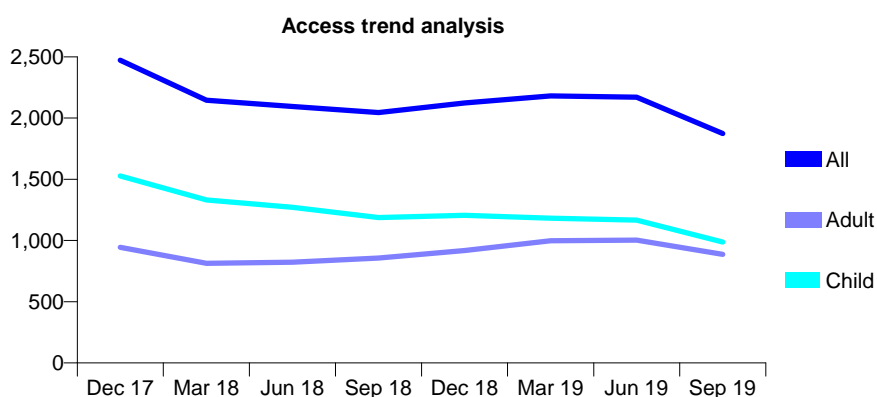
Q59 - Vital Signs At a Glance Contract Report for 176591/0001 - September 2019

Name or company name	James Cooil and Associates Limited
Contract type name	GDS Contract
Purpose of contract	General and Orthodontic
Contract start date	01/05/2010
Contract end date	

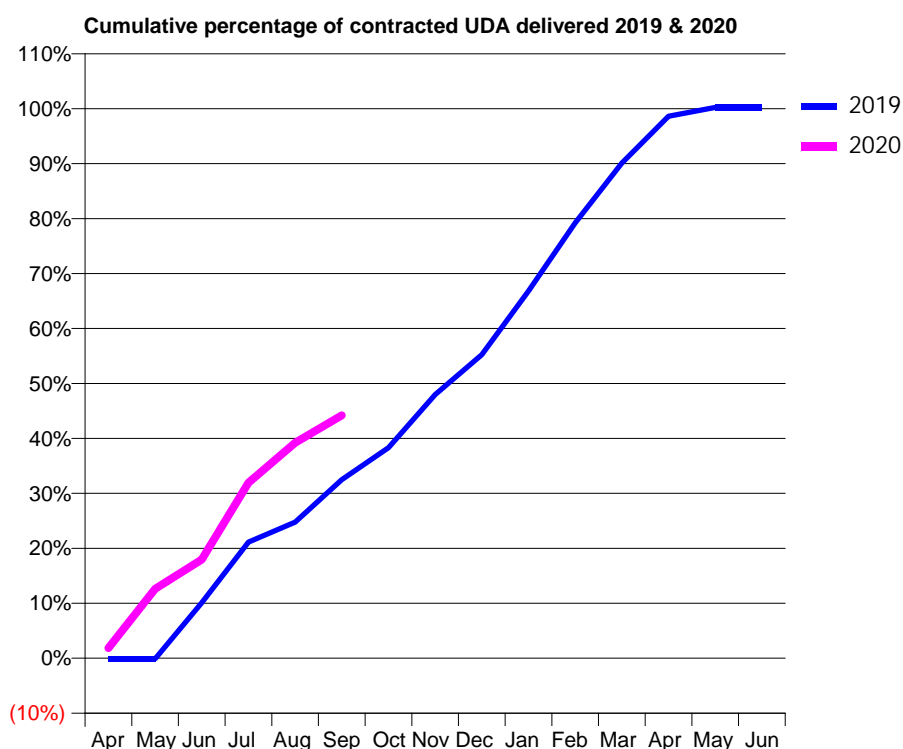
19/20 Contracted general activity (UDA)	4,056
Carry forward general activity (UDA)	0
19/20 Contracted orthodontic activity (UOA)	609
Carry forward orthodontic activity (UOA)	0
Baseline contract value	£146,557.26

ACCESS*

Patients seen in 24 months	Total	Change since previous quarter
Quarter ending September 2018	2,045	
Quarter ending December 2018	2,124	↑
Quarter ending March 2019	2,181	↑
Quarter ending June 2019	2,171	→
Quarter ending September 2019	1,874	↓
Variance since September 2018	(8.4%)	↓



ACTIVITY



Month	2019	2020
April	-4	75
May	-4	513
June	410	728
July	857	1,295
August	1,004	1,591
September	1,318	1,792
October	1,554	
November	1,946	
December	2,241	
January	2,710	
February	3,213	
March	3,654	
April	4,001	
May	4,065	
June	4,065	

QUALITY

	Quantity	Base Number	Contract	AT	Region	England
% of FP17s for the same patient ID Re-attending within 3 months - Children	8	697	1.1%	9.5%	11.3%	11.5%
% of FP17s for the same patient ID Re-attending within 3 months - Adults	21	469	4.5%	13.8%	14.7%	15.4%
% of FP17s for the same patient ID Re-attending between 3 & 9 months - Children	426	697	61.1%	62.3%	60.8%	59.7%
% of FP17s for the same patient ID Re-attending between 3 & 9 months - Adults	226	469	48.2%	53.1%	52.8%	51.7%
% of FP17s for Band 1 Urgent Courses	22	994	2.2%	8.3%	8.2%	9.2%
% of FP17s Relating to Free Repair or Replacements	0	994	0.0%	0.7%	0.7%	0.7%
% of FP17s Relating to Continuations	0	994	0.0%	0.8%	0.8%	0.8%
% of Patients satisfied with the dentistry they have received	0	0	N/A	91.5%	93.2%	93.5%
% of Patients satisfied with the time they had to wait for an appointment	0	0	N/A	86.4%	88.5%	87.4%

* This is based on patients treated on this contract for their most recent course of treatment.

Figures in italics indicate the base number of FP17s or Patient Questionnaire responses are less than 100. N/A is shown where the base number of responses is less than 10 during the period. % is calculated as Quantity/Base number*100

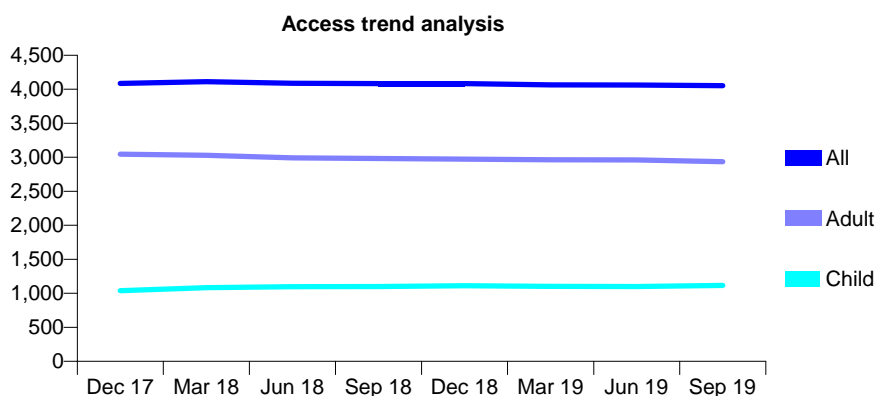
Q59 - Vital Signs At a Glance Contract Report for 178055/0001 - September 2019

Name or company name	Sloss, Sloss & Bentley
Contract type name	GDS Contract
Purpose of contract	General and Orthodontic
Contract start date	01/04/2006
Contract end date	

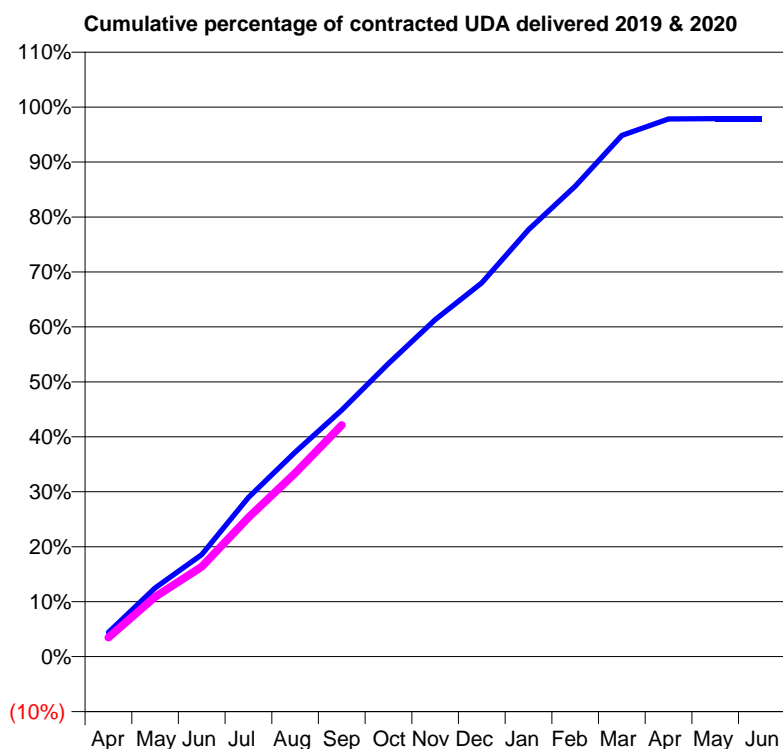
19/20 Contracted general activity (UDA)	11,800
Carry forward general activity (UDA)	0
19/20 Contracted orthodontic activity (UOA)	430
Carry forward orthodontic activity (UOA)	0
Baseline contract value	£298,762.73

ACCESS*

Patients seen in 24 months	Total	Change since previous quarter
Quarter ending September 2018	4,083	
Quarter ending December 2018	4,083	→
Quarter ending March 2019	4,065	→
Quarter ending June 2019	4,062	→
Quarter ending September 2019	4,051	→
Variance since September 2018	(0.8%)	→



ACTIVITY



Month	Adjusted Scheduled Activity (UDA)	
	2019	2020
April	486	410
May	1,377	1,284
June	2,043	1,931
July	3,185	2,989
August	4,094	3,940
September	4,934	4,969
October	5,868	
November	6,745	
December	7,482	
January	8,546	
February	9,417	
March	10,431	
April	10,762	
May	10,768	
June	10,768	

QUALITY

	Quantity	Base Number	Contract	AT	Region	England
% of FP17s for the same patient ID Re-attending within 3 months - Children	57	971	5.9%	9.5%	11.3%	11.5%
% of FP17s for the same patient ID Re-attending within 3 months - Adults	243	2,211	11.0%	13.8%	14.7%	15.4%
% of FP17s for the same patient ID Re-attending between 3 & 9 months - Children	675	971	69.5%	62.3%	60.8%	59.7%
% of FP17s for the same patient ID Re-attending between 3 & 9 months - Adults	1,345	2,211	60.8%	53.1%	52.8%	51.7%
% of FP17s for Band 1 Urgent Courses	128	2,979	4.3%	8.3%	8.2%	9.2%
% of FP17s Relating to Free Repair or Replacements	7	2,979	0.2%	0.7%	0.7%	0.7%
% of FP17s Relating to Continuations	45	2,979	1.5%	0.8%	0.8%	0.8%
% of Patients satisfied with the dentistry they have received	1	1	N/A	91.5%	93.2%	93.5%
% of Patients satisfied with the time they had to wait for an appointment	1	1	N/A	86.4%	88.5%	87.4%

* This is based on patients treated on this contract for their most recent course of treatment. Figures in italics indicate the base number of FP17s or Patient Questionnaire responses are less than 100. N/A is shown where the base number of responses is less than 10 during the period. % is calculated as Quantity/Base number*100

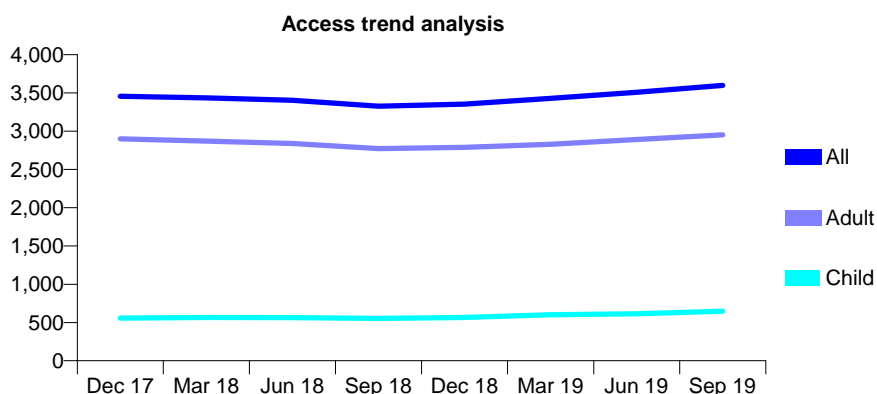
Q59 - Vital Signs At a Glance Contract Report for 181293/0001 - September 2019

Name or company name	JDRM Dental Care Ltd
Contract type name	GDS Contract
Purpose of contract	General
Contract start date	01/07/2015
Contract end date	

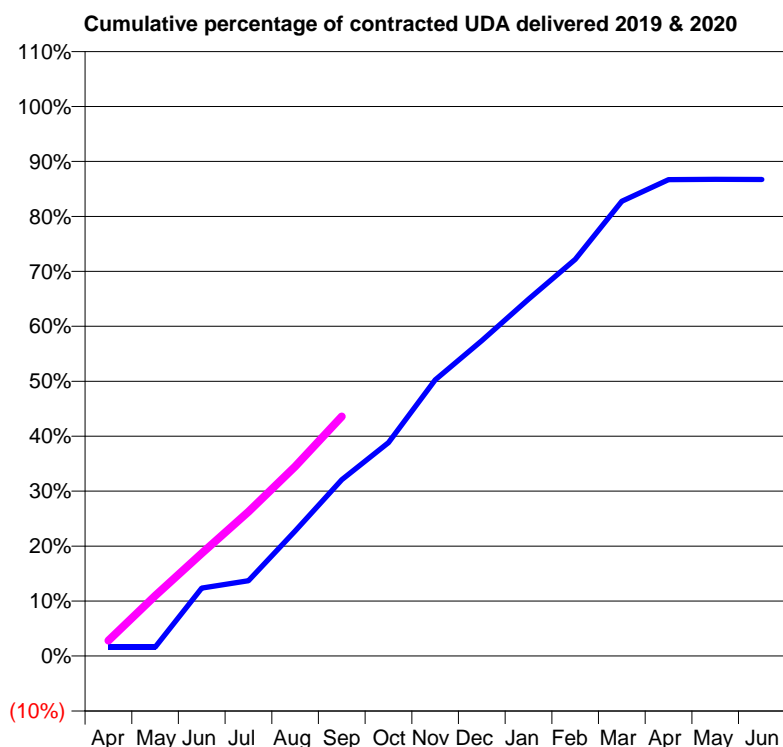
19/20 Contracted general activity (UDA)	9,832
Carry forward general activity (UDA)	0
19/20 Contracted orthodontic activity (UOA)	0
Carry forward orthodontic activity (UOA)	0
Baseline contract value	£228,332.54

ACCESS*

Patients seen in 24 months	Total	Change since previous quarter
Quarter ending September 2018	3,326	
Quarter ending December 2018	3,355	→
Quarter ending March 2019	3,430	↑
Quarter ending June 2019	3,508	↑
Quarter ending September 2019	3,599	↑
Variance since September 2018	8.2%	↑



ACTIVITY



Month	Adjusted Scheduled Activity (UDA)	
	2019	2020
April	158	276
May	158	1,081
June	1,216	1,836
July	1,348	2,582
August	2,238	3,391
September	3,154	4,285
October	3,819	
November	4,940	
December	5,642	
January	6,383	
February	7,096	
March	8,136	
April	8,522	
May	8,529	
June	8,526	

QUALITY

	Quantity	Base Number	Contract	AT	Region	England
% of FP17s for the same patient ID Re-attending within 3 months - Children	33	519	6.4%	9.5%	11.3%	11.5%
% of FP17s for the same patient ID Re-attending within 3 months - Adults	250	2,103	11.9%	13.8%	14.7%	15.4%
% of FP17s for the same patient ID Re-attending between 3 & 9 months - Children	318	519	61.3%	62.3%	60.8%	59.7%
% of FP17s for the same patient ID Re-attending between 3 & 9 months - Adults	1,029	2,103	48.9%	53.1%	52.8%	51.7%
% of FP17s for Band 1 Urgent Courses	141	2,119	6.7%	8.3%	8.2%	9.2%
% of FP17s Relating to Free Repair or Replacements	29	2,119	1.4%	0.7%	0.7%	0.7%
% of FP17s Relating to Continuations	20	2,119	0.9%	0.8%	0.8%	0.8%
% of Patients satisfied with the dentistry they have received	2	2	N/A	91.5%	93.2%	93.5%
% of Patients satisfied with the time they had to wait for an appointment	2	2	N/A	86.4%	88.5%	87.4%

* This is based on patients treated on this contract for their most recent course of treatment. Figures in italics indicate the base number of FP17s or Patient Questionnaire responses are less than 100. N/A is shown where the base number of responses is less than 10 during the period. % is calculated as Quantity/Base number*100

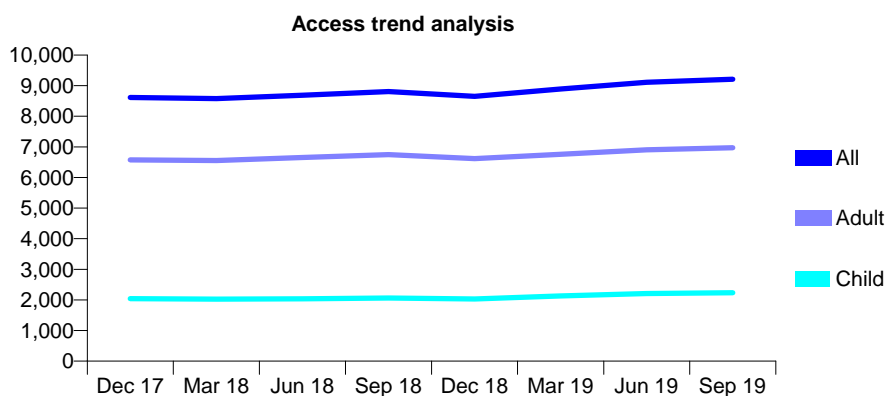
Q59 - Vital Signs At a Glance Contract Report for 183865/0002 - September 2019

Name or company name	H Amin & A Patel
Contract type name	GDS Contract
Purpose of contract	General
Contract start date	01/10/2013
Contract end date	

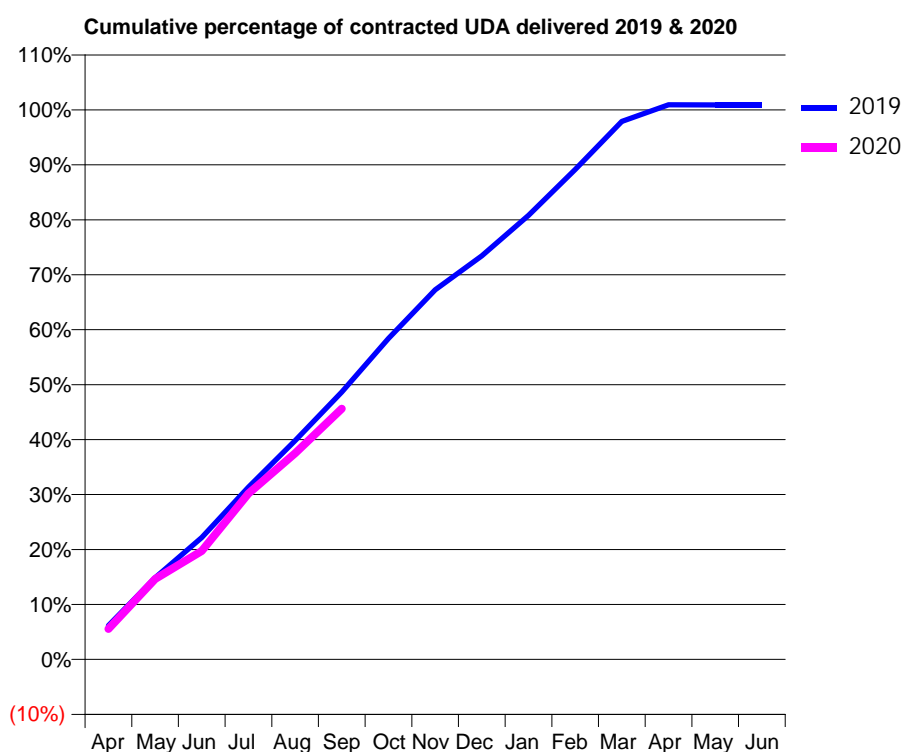
19/20 Contracted general activity (UDA)	19,643
Carry forward general activity (UDA)	0
19/20 Contracted orthodontic activity (UOA)	0
Carry forward orthodontic activity (UOA)	0
Baseline contract value	£432,787.37

ACCESS*

Patients seen in 24 months	Total	Change since previous quarter
Quarter ending September 2018	8,809	
Quarter ending December 2018	8,651	↓
Quarter ending March 2019	8,892	↑
Quarter ending June 2019	9,111	↑
Quarter ending September 2019	9,211	→
Variance since September 2018	4.6%	↑



ACTIVITY



Month	Adjusted Scheduled Activity (UDA)	
	2019	2020
April	1,213	1,088
May	2,920	2,874
June	4,357	3,876
July	6,158	5,927
August	7,827	7,371
September	9,553	8,958
October	11,472	
November	13,209	
December	14,422	
January	15,871	
February	17,513	
March	19,225	
April	19,823	
May	19,820	
June	19,818	

QUALITY

	Quantity	Base Number	Contract	AT	Region	England
% of FP17s for the same patient ID Re-attending within 3 months - Children	82	1,685	4.9%	9.5%	11.3%	11.5%
% of FP17s for the same patient ID Re-attending within 3 months - Adults	445	4,887	9.1%	13.8%	14.7%	15.4%
% of FP17s for the same patient ID Re-attending between 3 & 9 months - Children	1,129	1,685	67.0%	62.3%	60.8%	59.7%
% of FP17s for the same patient ID Re-attending between 3 & 9 months - Adults	3,004	4,887	61.5%	53.1%	52.8%	51.7%
% of FP17s for Band 1 Urgent Courses	263	5,280	5.0%	8.3%	8.2%	9.2%
% of FP17s Relating to Free Repair or Replacements	49	5,280	0.9%	0.7%	0.7%	0.7%
% of FP17s Relating to Continuations	12	5,280	0.2%	0.8%	0.8%	0.8%
% of Patients satisfied with the dentistry they have received	5	5	N/A	91.5%	93.2%	93.5%
% of Patients satisfied with the time they had to wait for an appointment	5	5	N/A	86.4%	88.5%	87.4%

* This is based on patients treated on this contract for their most recent course of treatment. Figures in italics indicate the base number of FP17s or Patient Questionnaire responses are less than 100. N/A is shown where the base number of responses is less than 10 during the period. % is calculated as Quantity/Base number*100

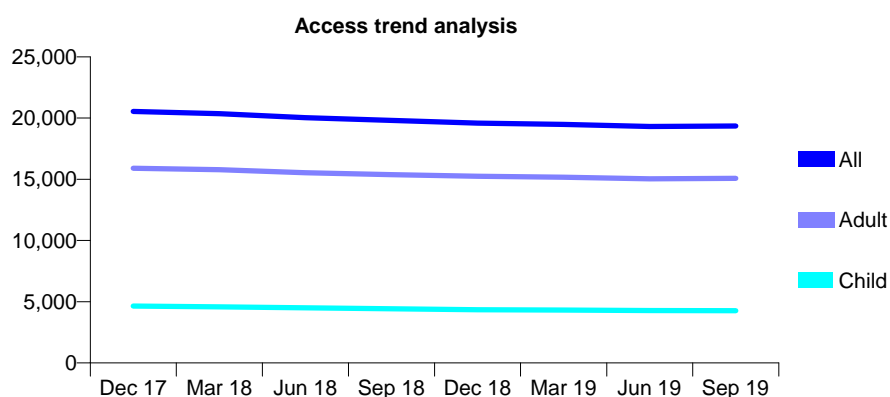
Q59 - Vital Signs At a Glance Contract Report for 187208/0001 - September 2019

Name or company name	Mr N Maxey & Mr W Welch
Contract type name	GDS Contract
Purpose of contract	General and Orthodontic
Contract start date	01/04/2006
Contract end date	

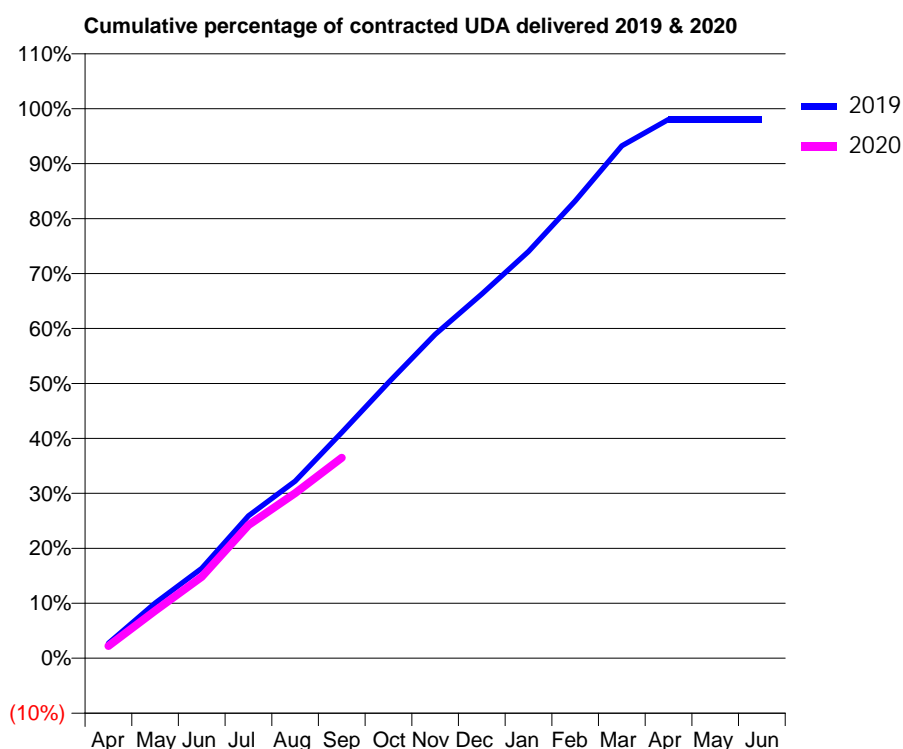
19/20 Contracted general activity (UDA)	63,070
Carry forward general activity (UDA)	0
19/20 Contracted orthodontic activity (UOA)	705
Carry forward orthodontic activity (UOA)	0
Baseline contract value	£1,585,413.63

ACCESS*

Patients seen in 24 months	Total	Change since previous quarter
Quarter ending September 2018	19,807	
Quarter ending December 2018	19,596	↓
Quarter ending March 2019	19,480	→
Quarter ending June 2019	19,317	→
Quarter ending September 2019	19,352	→
Variance since September 2018	(2.3%)	↓



ACTIVITY



Month	2019	2020
April	1,509	1,403
May	5,523	5,449
June	9,014	9,351
July	14,265	15,286
August	17,747	18,943
September	22,616	23,012
October	27,627	
November	32,448	
December	36,487	
January	40,747	
February	45,825	
March	51,335	
April	53,980	
May	53,993	
June	54,003	

QUALITY

	Quantity	Base Number	Contract	AT	Region	England
% of FP17s for the same patient ID Re-attending within 3 months - Children	246	3,535	7.0%	9.5%	11.3%	11.5%
% of FP17s for the same patient ID Re-attending within 3 months - Adults	1,327	10,914	12.2%	13.8%	14.7%	15.4%
% of FP17s for the same patient ID Re-attending between 3 & 9 months - Children	2,151	3,535	60.8%	62.3%	60.8%	59.7%
% of FP17s for the same patient ID Re-attending between 3 & 9 months - Adults	5,523	10,914	50.6%	53.1%	52.8%	51.7%
% of FP17s for Band 1 Urgent Courses	879	13,189	6.7%	8.3%	8.2%	9.2%
% of FP17s Relating to Free Repair or Replacements	108	13,189	0.8%	0.7%	0.7%	0.7%
% of FP17s Relating to Continuations	108	13,189	0.8%	0.8%	0.8%	0.8%
% of Patients satisfied with the dentistry they have received	12	13	92.3%	91.5%	93.2%	93.5%
% of Patients satisfied with the time they had to wait for an appointment	12	13	92.3%	86.4%	88.5%	87.4%

* This is based on patients treated on this contract for their most recent course of treatment.

Figures in italics indicate the base number of FP17s or Patient Questionnaire responses are less than 100. N/A is shown where the base number of responses is less than 10 during the period. % is calculated as Quantity/Base number*100

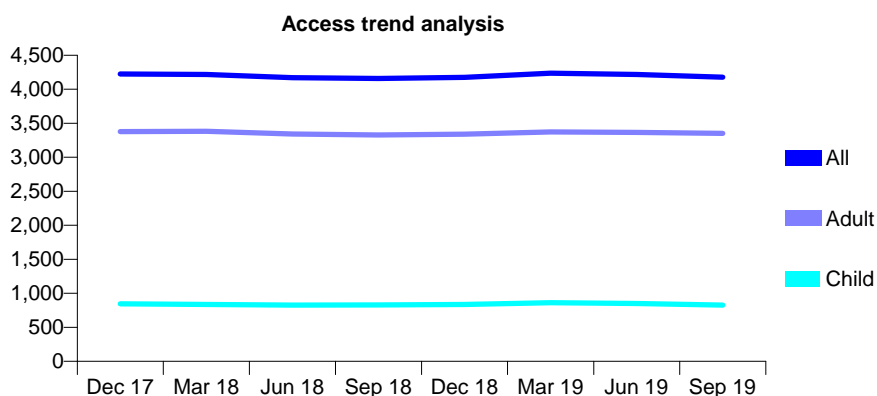
Q59 - Vital Signs At a Glance Contract Report for 187208/0002 - September 2019

Name or company name	Mr N Maxey & Mr W Welch
Contract type name	GDS Contract
Purpose of contract	General
Contract start date	01/04/2006
Contract end date	

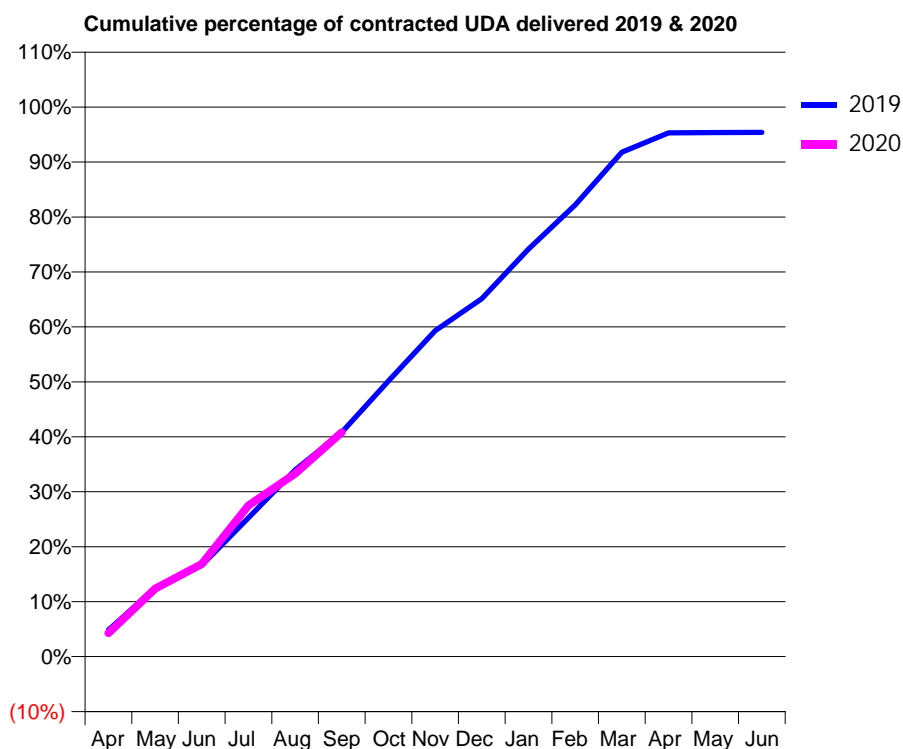
19/20 Contracted general activity (UDA)	12,165
Carry forward general activity (UDA)	0
19/20 Contracted orthodontic activity (UOA)	0
Carry forward orthodontic activity (UOA)	0
Baseline contract value	£277,550.66

ACCESS*

Patients seen in 24 months	Total	Change since previous quarter
Quarter ending September 2018	4,160	
Quarter ending December 2018	4,176	→
Quarter ending March 2019	4,236	→
Quarter ending June 2019	4,216	→
Quarter ending September 2019	4,178	→
Variance since September 2018	0.4%	→



ACTIVITY



Month	Adjusted Scheduled Activity (UDA)	
	2019	2020
April	589	519
May	1,515	1,504
June	2,020	2,051
July	3,074	3,347
August	4,135	4,051
September	4,963	4,963
October	6,105	
November	7,218	
December	7,926	
January	9,022	
February	9,999	
March	11,162	
April	11,595	
May	11,601	
June	11,602	

QUALITY

	Quantity	Base Number	Contract	AT	Region	England
% of FP17s for the same patient ID Re-attending within 3 months - Children	22	615	3.6%	9.5%	11.3%	11.5%
% of FP17s for the same patient ID Re-attending within 3 months - Adults	218	2,214	9.8%	13.8%	14.7%	15.4%
% of FP17s for the same patient ID Re-attending between 3 & 9 months - Children	416	615	67.6%	62.3%	60.8%	59.7%
% of FP17s for the same patient ID Re-attending between 3 & 9 months - Adults	1,299	2,214	58.7%	53.1%	52.8%	51.7%
% of FP17s for Band 1 Urgent Courses	134	2,614	5.1%	8.3%	8.2%	9.2%
% of FP17s Relating to Free Repair or Replacements	18	2,614	0.7%	0.7%	0.7%	0.7%
% of FP17s Relating to Continuations	9	2,614	0.3%	0.8%	0.8%	0.8%
% of Patients satisfied with the dentistry they have received	7	7	N/A	91.5%	93.2%	93.5%
% of Patients satisfied with the time they had to wait for an appointment	5	7	N/A	86.4%	88.5%	87.4%

* This is based on patients treated on this contract for their most recent course of treatment. Figures in italics indicate the base number of FP17s or Patient Questionnaire responses are less than 100. N/A is shown where the base number of responses is less than 10 during the period. % is calculated as Quantity/Base number*100

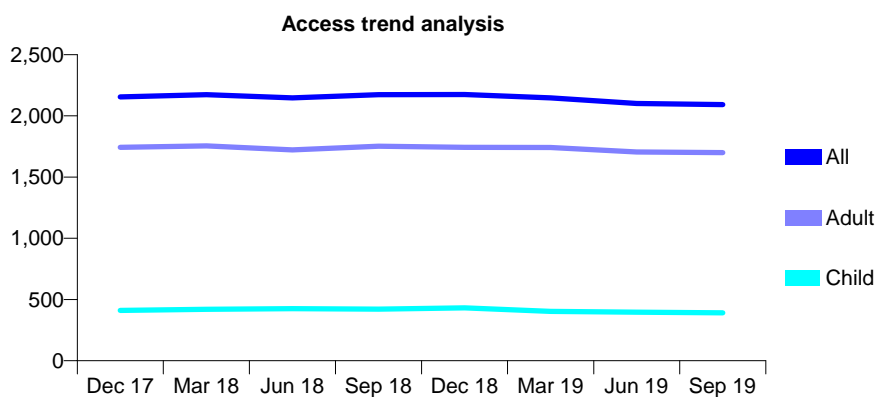
Q59 - Vital Signs At a Glance Contract Report for 187313/0002 - September 2019

Name or company name	J Ahmad, M Hallen, A Persson & A Alfredss
Contract type name	GDS Contract
Purpose of contract	General
Contract start date	01/04/2010
Contract end date	

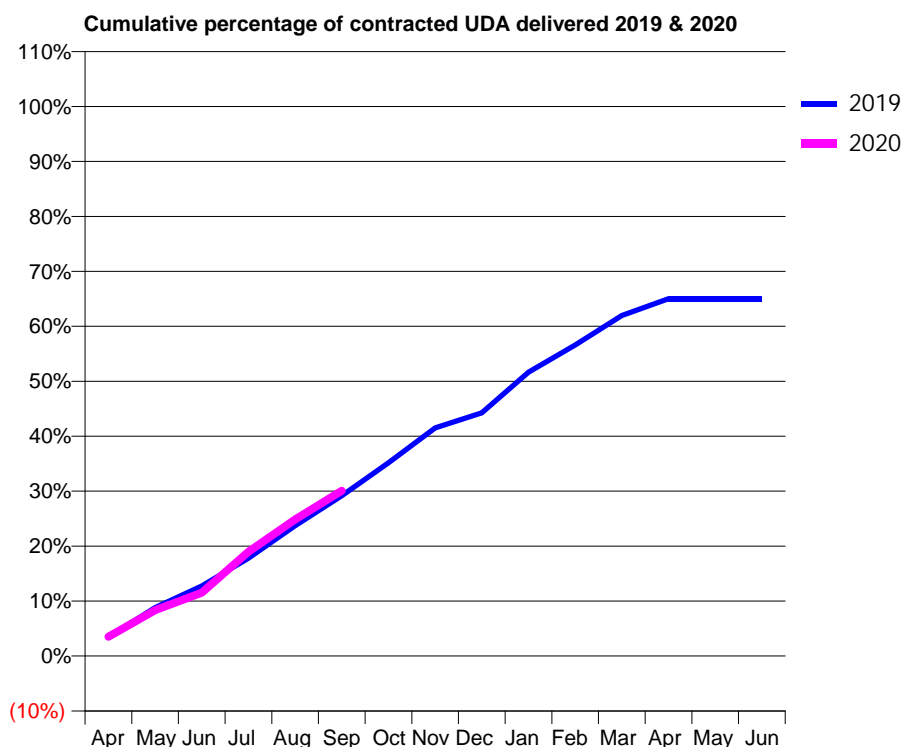
19/20 Contracted general activity (UDA)	9,152
Carry forward general activity (UDA)	0
19/20 Contracted orthodontic activity (UOA)	0
Carry forward orthodontic activity (UOA)	0
Baseline contract value	£190,672.60

ACCESS*

Patients seen in 24 months	Total	Change since previous quarter
Quarter ending September 2018	2,173	
Quarter ending December 2018	2,175	→
Quarter ending March 2019	2,146	↓
Quarter ending June 2019	2,102	↓
Quarter ending September 2019	2,092	→
Variance since September 2018	(3.7%)	↓



ACTIVITY



Month	Adjusted Scheduled Activity (UDA)	
	2019	2020
April	319	320
May	806	766
June	1,166	1,053
July	1,630	1,737
August	2,171	2,276
September	2,671	2,754
October	3,219	
November	3,799	
December	4,049	
January	4,728	
February	5,181	
March	5,671	
April	5,951	
May	5,951	
June	5,951	

QUALITY

	Quantity	Base Number	Contract	AT	Region	England
% of FP17s for the same patient ID Re-attending within 3 months - Children	19	290	6.6%	9.5%	11.3%	11.5%
% of FP17s for the same patient ID Re-attending within 3 months - Adults	178	1,228	14.5%	13.8%	14.7%	15.4%
% of FP17s for the same patient ID Re-attending between 3 & 9 months - Children	188	290	64.8%	62.3%	60.8%	59.7%
% of FP17s for the same patient ID Re-attending between 3 & 9 months - Adults	752	1,228	61.2%	53.1%	52.8%	51.7%
% of FP17s for Band 1 Urgent Courses	184	1,375	13.4%	8.3%	8.2%	9.2%
% of FP17s Relating to Free Repair or Replacements	0	1,375	0.0%	0.7%	0.7%	0.7%
% of FP17s Relating to Continuations	5	1,375	0.4%	0.8%	0.8%	0.8%
% of Patients satisfied with the dentistry they have received	4	5	N/A	91.5%	93.2%	93.5%
% of Patients satisfied with the time they had to wait for an appointment	4	5	N/A	86.4%	88.5%	87.4%

* This is based on patients treated on this contract for their most recent course of treatment. Figures in italics indicate the base number of FP17s or Patient Questionnaire responses are less than 100. N/A is shown where the base number of responses is less than 10 during the period. % is calculated as Quantity/Base number*100

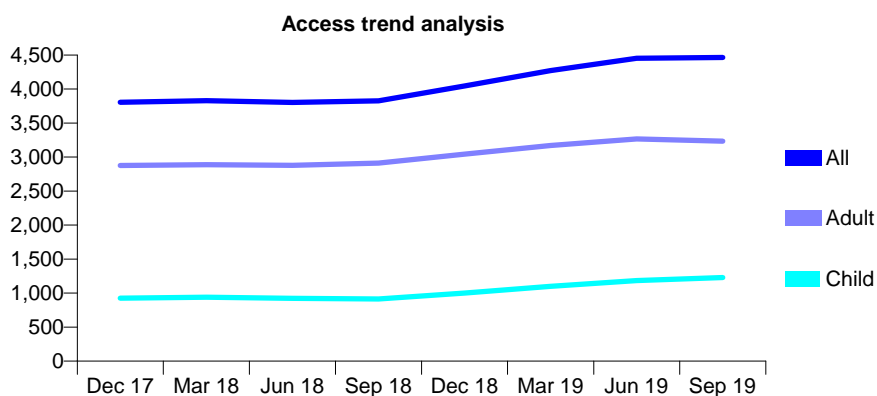
Q59 - Vital Signs At a Glance Contract Report for 188107/0001 - September 2019

Name or company name	Mr I Razaq
Contract type name	GDS Contract
Purpose of contract	General
Contract start date	15/08/2006
Contract end date	

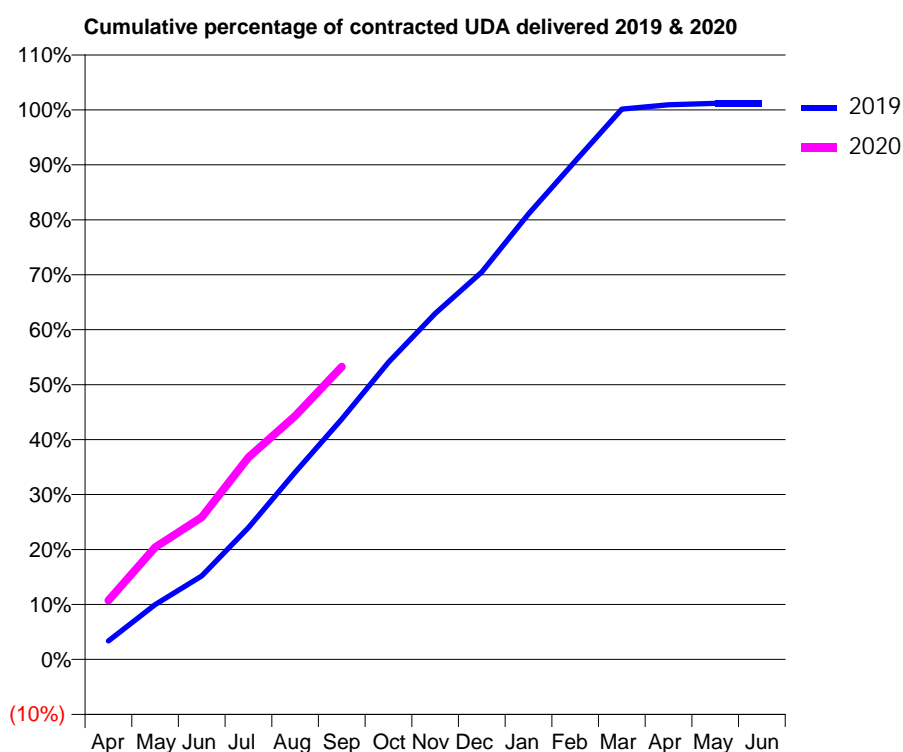
19/20 Contracted general activity (UDA)	14,300
Carry forward general activity (UDA)	0
19/20 Contracted orthodontic activity (UOA)	0
Carry forward orthodontic activity (UOA)	0
Baseline contract value	£379,555.58

ACCESS*

Patients seen in 24 months	Total	Change since previous quarter
Quarter ending September 2018	3,826	
Quarter ending December 2018	4,046	↑
Quarter ending March 2019	4,271	↑
Quarter ending June 2019	4,453	↑
Quarter ending September 2019	4,463	→
Variance since September 2018	16.6%	↑



ACTIVITY



Month	2019	2020
April	446	1,536
May	1,329	2,918
June	2,020	3,701
July	3,191	5,260
August	4,529	6,336
September	5,818	7,614
October	7,189	
November	8,369	
December	9,376	
January	10,781	
February	12,059	
March	13,319	
April	13,423	
May	13,457	
June	13,457	

QUALITY

	Quantity	Base Number	Contract	AT	Region	England
% of FP17s for the same patient ID Re-attending within 3 months - Children	102	1,062	9.6%	9.5%	11.3%	11.5%
% of FP17s for the same patient ID Re-attending within 3 months - Adults	352	2,437	14.4%	13.8%	14.7%	15.4%
% of FP17s for the same patient ID Re-attending between 3 & 9 months - Children	635	1,062	59.8%	62.3%	60.8%	59.7%
% of FP17s for the same patient ID Re-attending between 3 & 9 months - Adults	1,513	2,437	62.1%	53.1%	52.8%	51.7%
% of FP17s for Band 1 Urgent Courses	210	3,432	6.1%	8.3%	8.2%	9.2%
% of FP17s Relating to Free Repair or Replacements	43	3,432	1.3%	0.7%	0.7%	0.7%
% of FP17s Relating to Continuations	35	3,432	1.0%	0.8%	0.8%	0.8%
% of Patients satisfied with the dentistry they have received	8	9	N/A	91.5%	93.2%	93.5%
% of Patients satisfied with the time they had to wait for an appointment	9	9	N/A	86.4%	88.5%	87.4%

* This is based on patients treated on this contract for their most recent course of treatment. Figures in italics indicate the base number of FP17s or Patient Questionnaire responses are less than 100. N/A is shown where the base number of responses is less than 10 during the period. % is calculated as Quantity/Base number*100

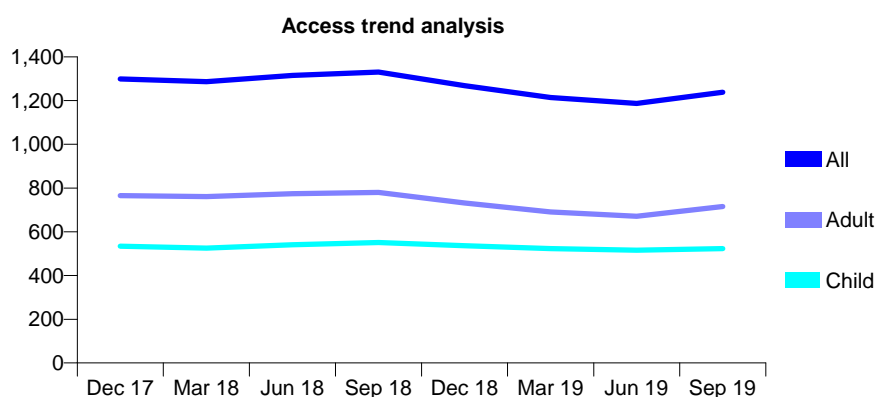
Q59 - Vital Signs At a Glance Contract Report for 189820/0001 - September 2019

Name or company name	J & P Pallipatt T/A Aesthetic Smiles
Contract type name	GDS Contract
Purpose of contract	General
Contract start date	01/12/2010
Contract end date	

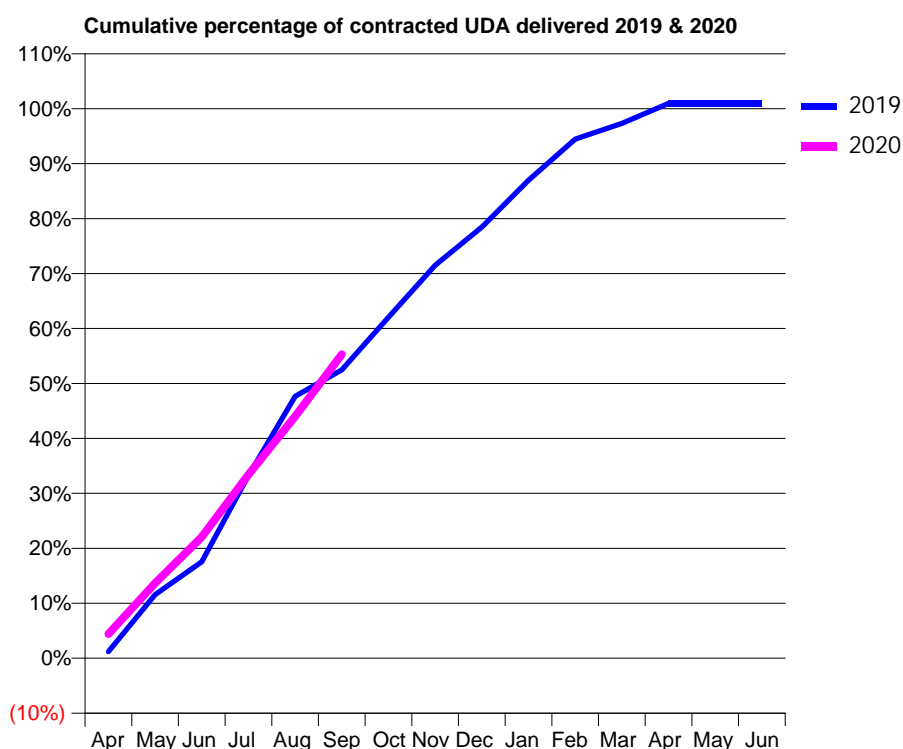
19/20 Contracted general activity (UDA)	3,000
Carry forward general activity (UDA)	0
19/20 Contracted orthodontic activity (UOA)	0
Carry forward orthodontic activity (UOA)	0
Baseline contract value	£148,032.97

ACCESS*

Patients seen in 24 months	Total	Change since previous quarter
Quarter ending September 2018	1,331	
Quarter ending December 2018	1,268	↓
Quarter ending March 2019	1,214	↓
Quarter ending June 2019	1,187	↓
Quarter ending September 2019	1,238	↑
Variance since September 2018	(7.0%)	↓



ACTIVITY



Month	2019	2020
April	36	133
May	347	410
June	527	662
July	998	1,003
August	1,430	1,321
September	1,574	1,659
October	1,861	
November	2,145	
December	2,353	
January	2,609	
February	2,834	
March	2,920	
April	3,029	
May	3,029	
June	3,029	

QUALITY

	Quantity	Base Number	Contract	AT	Region	England
% of FP17s for the same patient ID Re-attending within 3 months - Children	34	389	8.7%	9.5%	11.3%	11.5%
% of FP17s for the same patient ID Re-attending within 3 months - Adults	78	467	16.7%	13.8%	14.7%	15.4%
% of FP17s for the same patient ID Re-attending between 3 & 9 months - Children	190	389	48.8%	62.3%	60.8%	59.7%
% of FP17s for the same patient ID Re-attending between 3 & 9 months - Adults	202	467	43.3%	53.1%	52.8%	51.7%
% of FP17s for Band 1 Urgent Courses	71	812	8.7%	8.3%	8.2%	9.2%
% of FP17s Relating to Free Repair or Replacements	0	812	0.0%	0.7%	0.7%	0.7%
% of FP17s Relating to Continuations	0	812	0.0%	0.8%	0.8%	0.8%
% of Patients satisfied with the dentistry they have received	2	2	N/A	91.5%	93.2%	93.5%
% of Patients satisfied with the time they had to wait for an appointment	2	2	N/A	86.4%	88.5%	87.4%

* This is based on patients treated on this contract for their most recent course of treatment.

Figures in italics indicate the base number of FP17s or Patient Questionnaire responses are less than 100. N/A is shown where the base number of responses is less than 10 during the period. % is calculated as Quantity/Base number*100

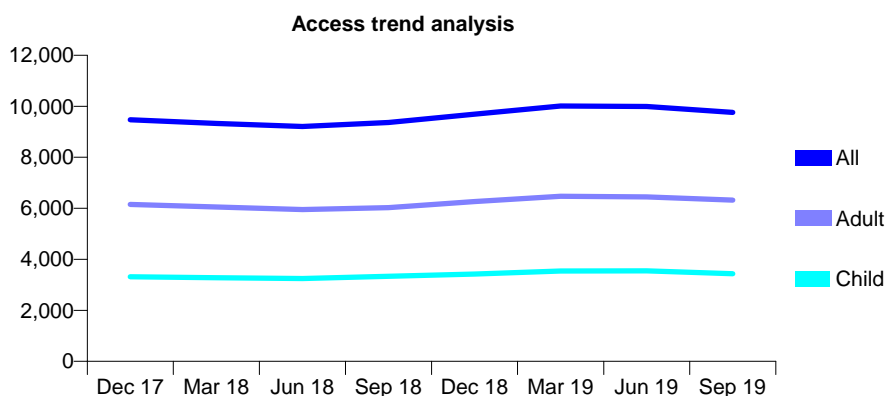
Q59 - Vital Signs At a Glance Contract Report for 189960/0001 - September 2019

Name or company name	Mr Z Kapadia, Mr N F Kapadia & Mrs N Kapadia
Contract type name	GDS Contract
Purpose of contract	General
Contract start date	01/04/2014
Contract end date	

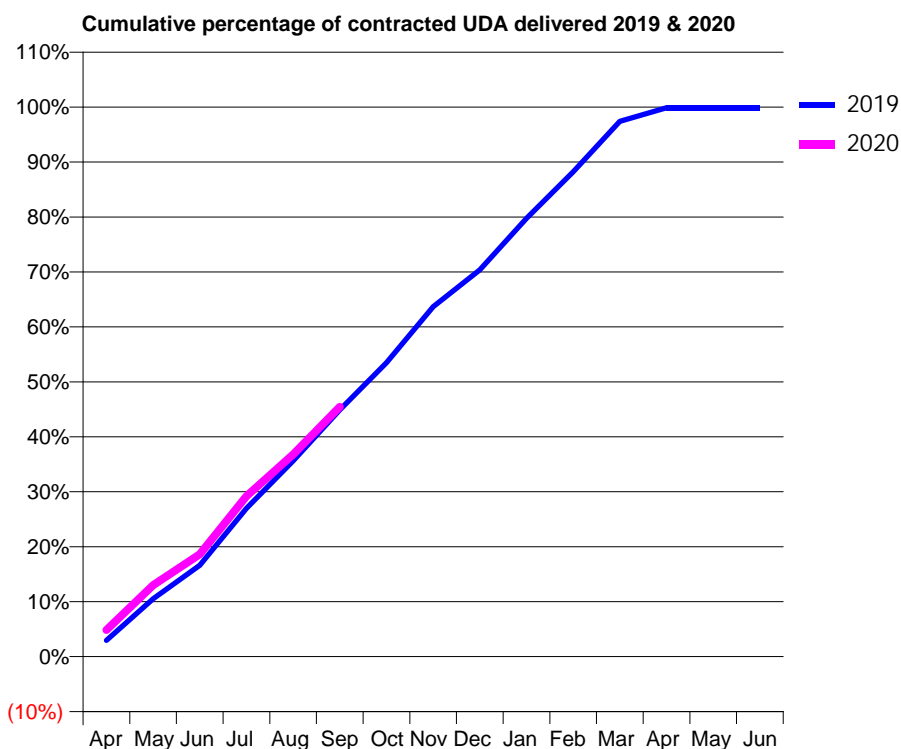
19/20 Contracted general activity (UDA)	23,121
Carry forward general activity (UDA)	0
19/20 Contracted orthodontic activity (UOA)	0
Carry forward orthodontic activity (UOA)	0
Baseline contract value	£599,453.74

ACCESS*

Patients seen in 24 months	Total	Change since previous quarter
Quarter ending September 2018	9,361	
Quarter ending December 2018	9,689	↑
Quarter ending March 2019	10,010	↑
Quarter ending June 2019	9,996	→
Quarter ending September 2019	9,758	↓
Variance since September 2018	4.2%	↑



ACTIVITY



Month	Adjusted Scheduled Activity (UDA)	
	2019	2020
April	683	1,121
May	2,434	3,002
June	3,840	4,308
July	6,244	6,755
August	8,238	8,509
September	10,376	10,509
October	12,363	
November	14,719	
December	16,268	
January	18,439	
February	20,396	
March	22,519	
April	23,089	
May	23,091	
June	23,092	

QUALITY

	Quantity	Base Number	Contract	AT	Region	England
% of FP17s for the same patient ID Re-attending within 3 months - Children	217	3,174	6.8%	9.5%	11.3%	11.5%
% of FP17s for the same patient ID Re-attending within 3 months - Adults	573	4,899	11.7%	13.8%	14.7%	15.4%
% of FP17s for the same patient ID Re-attending between 3 & 9 months - Children	2,414	3,174	76.1%	62.3%	60.8%	59.7%
% of FP17s for the same patient ID Re-attending between 3 & 9 months - Adults	3,289	4,899	67.1%	53.1%	52.8%	51.7%
% of FP17s for Band 1 Urgent Courses	373	7,202	5.2%	8.3%	8.2%	9.2%
% of FP17s Relating to Free Repair or Replacements	26	7,202	0.4%	0.7%	0.7%	0.7%
% of FP17s Relating to Continuations	1	7,202	0.0%	0.8%	0.8%	0.8%
% of Patients satisfied with the dentistry they have received	2	2	N/A	91.5%	93.2%	93.5%
% of Patients satisfied with the time they had to wait for an appointment	2	2	N/A	86.4%	88.5%	87.4%

* This is based on patients treated on this contract for their most recent course of treatment. Figures in italics indicate the base number of FP17s or Patient Questionnaire responses are less than 100. N/A is shown where the base number of responses is less than 10 during the period. % is calculated as Quantity/Base number*100

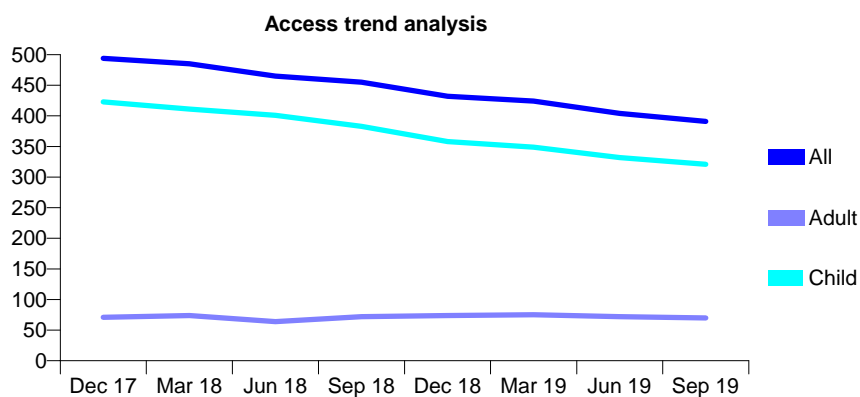
Q59 - Vital Signs At a Glance Contract Report for 191248/0001 - September 2019

Name or company name	Mr K Makwana & Mr P Patel
Contract type name	GDS Contract
Purpose of contract	General
Contract start date	01/02/2012
Contract end date	

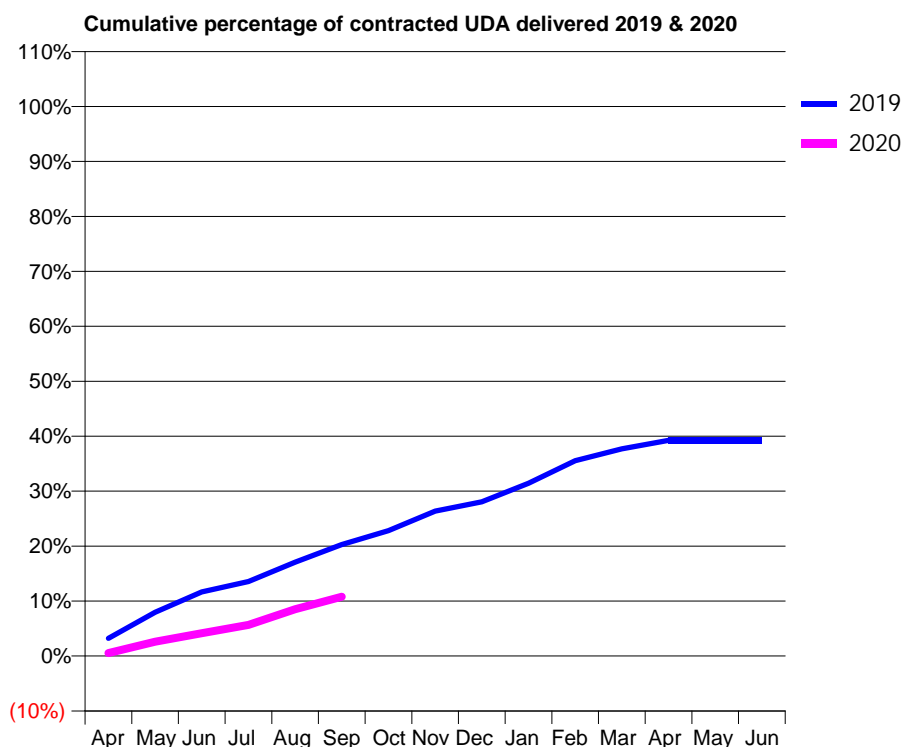
19/20 Contracted general activity (UDA)	2,000
Carry forward general activity (UDA)	0
19/20 Contracted orthodontic activity (UOA)	0
Carry forward orthodontic activity (UOA)	0
Baseline contract value	£47,282.72

ACCESS*

Patients seen in 24 months	Total	Change since previous quarter
Quarter ending September 2018	455	
Quarter ending December 2018	432	↓
Quarter ending March 2019	424	↓
Quarter ending June 2019	404	↓
Quarter ending September 2019	391	↓
Variance since September 2018	(14.1%)	↓



ACTIVITY



Month	Adjusted Scheduled Activity (UDA)	
	2019	2020
April	64	11
May	159	52
June	233	83
July	271	113
August	341	171
September	405	216
October	457	
November	527	
December	561	
January	629	
February	711	
March	754	
April	785	
May	785	
June	785	

QUALITY

	Quantity	Base Number	Contract	AT	Region	England
% of FP17s for the same patient ID Re-attending within 3 months - Children	6	218	2.8%	9.5%	11.3%	11.5%
% of FP17s for the same patient ID Re-attending within 3 months - Adults	0	0	N/A	13.8%	14.7%	15.4%
% of FP17s for the same patient ID Re-attending between 3 & 9 months - Children	169	218	77.5%	62.3%	60.8%	59.7%
% of FP17s for the same patient ID Re-attending between 3 & 9 months - Adults	0	0	N/A	53.1%	52.8%	51.7%
% of FP17s for Band 1 Urgent Courses	3	191	1.6%	8.3%	8.2%	9.2%
% of FP17s Relating to Free Repair or Replacements	0	191	0.0%	0.7%	0.7%	0.7%
% of FP17s Relating to Continuations	0	191	0.0%	0.8%	0.8%	0.8%
% of Patients satisfied with the dentistry they have received	0	0	N/A	91.5%	93.2%	93.5%
% of Patients satisfied with the time they had to wait for an appointment	0	0	N/A	86.4%	88.5%	87.4%

* This is based on patients treated on this contract for their most recent course of treatment. Figures in italics indicate the base number of FP17s or Patient Questionnaire responses are less than 100. N/A is shown where the base number of responses is less than 10 during the period. % is calculated as Quantity/Base number*100

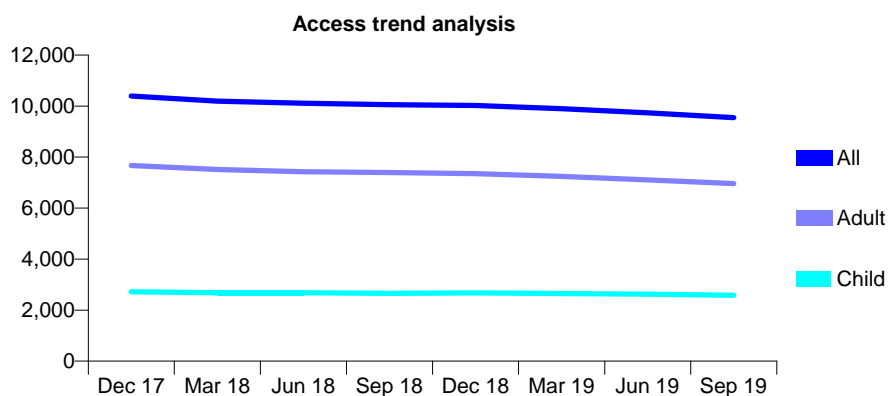
Q59 - Vital Signs At a Glance Contract Report for 191310/0001 - September 2019

Name or company name	East Midlands Community Dental Ass. Ltd.
Contract type name	GDS Contract
Purpose of contract	General
Contract start date	15/11/2006
Contract end date	

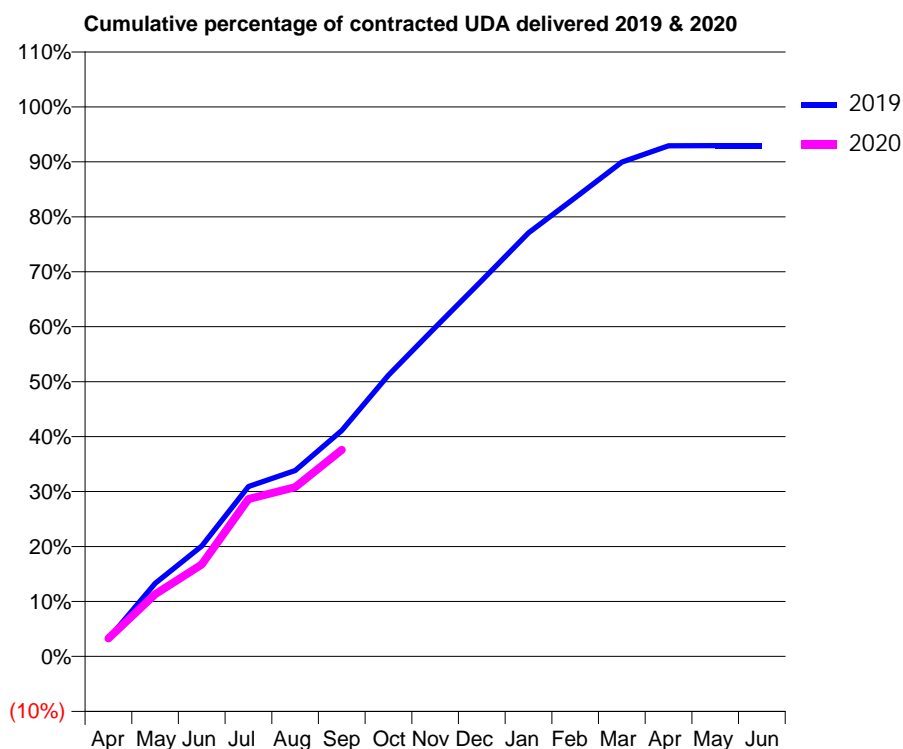
19/20 Contracted general activity (UDA)	28,504
Carry forward general activity (UDA)	0
19/20 Contracted orthodontic activity (UOA)	0
Carry forward orthodontic activity (UOA)	0
Baseline contract value	£650,345.59

ACCESS*

Patients seen in 24 months	Total	Change since previous quarter
Quarter ending September 2018	10,057	
Quarter ending December 2018	10,021	→
Quarter ending March 2019	9,895	↓
Quarter ending June 2019	9,732	↓
Quarter ending September 2019	9,545	↓
Variance since September 2018	(5.1%)	↓



ACTIVITY



Month	2019	2020
April	919	934
May	3,797	3,229
June	5,727	4,772
July	8,811	8,163
August	9,645	8,784
September	11,715	10,711
October	14,592	
November	17,058	
December	19,495	
January	21,963	
February	23,795	
March	25,636	
April	26,485	
May	26,486	
June	26,487	

QUALITY

	Quantity	Base Number	Contract	AT	Region	England
% of FP17s for the same patient ID Re-attending within 3 months - Children	91	1,944	4.7%	9.5%	11.3%	11.5%
% of FP17s for the same patient ID Re-attending within 3 months - Adults	425	4,887	8.7%	13.8%	14.7%	15.4%
% of FP17s for the same patient ID Re-attending between 3 & 9 months - Children	1,414	1,944	72.7%	62.3%	60.8%	59.7%
% of FP17s for the same patient ID Re-attending between 3 & 9 months - Adults	3,515	4,887	71.9%	53.1%	52.8%	51.7%
% of FP17s for Band 1 Urgent Courses	348	6,347	5.5%	8.3%	8.2%	9.2%
% of FP17s Relating to Free Repair or Replacements	39	6,347	0.6%	0.7%	0.7%	0.7%
% of FP17s Relating to Continuations	4	6,347	0.1%	0.8%	0.8%	0.8%
% of Patients satisfied with the dentistry they have received	3	3	N/A	91.5%	93.2%	93.5%
% of Patients satisfied with the time they had to wait for an appointment	3	3	N/A	86.4%	88.5%	87.4%

* This is based on patients treated on this contract for their most recent course of treatment. Figures in italics indicate the base number of FP17s or Patient Questionnaire responses are less than 100. N/A is shown where the base number of responses is less than 10 during the period. % is calculated as Quantity/Base number*100

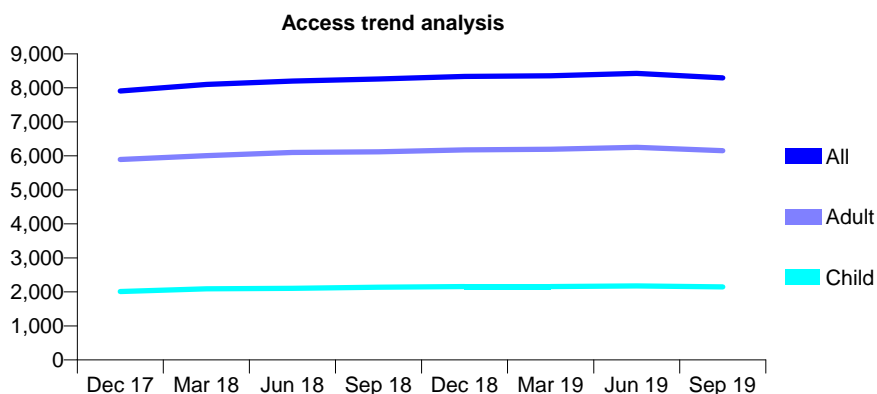
Q59 - Vital Signs At a Glance Contract Report for 191310/0004 - September 2019

Name or company name	Apex Dental Ltd
Contract type name	GDS Contract
Purpose of contract	General
Contract start date	04/04/2008
Contract end date	

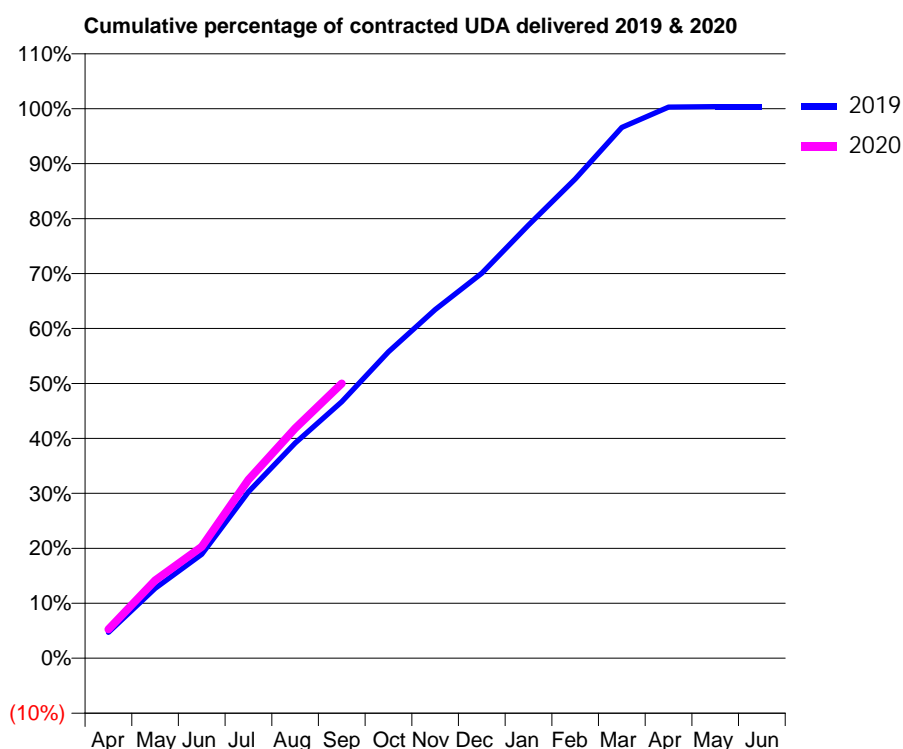
19/20 Contracted general activity (UDA)	21,000
Carry forward general activity (UDA)	0
19/20 Contracted orthodontic activity (UOA)	0
Carry forward orthodontic activity (UOA)	0
Baseline contract value	£479,139.18

ACCESS*

Patients seen in 24 months	Total	Change since previous quarter
Quarter ending September 2018	8,261	
Quarter ending December 2018	8,337	→
Quarter ending March 2019	8,354	→
Quarter ending June 2019	8,427	→
Quarter ending September 2019	8,297	↓
Variance since September 2018	0.4%	→



ACTIVITY



Month	2019	2020
April	986	1,104
May	2,672	2,981
June	3,973	4,257
July	6,359	6,819
August	8,225	8,783
September	9,800	10,494
October	11,707	
November	13,322	
December	14,711	
January	16,556	
February	18,314	
March	20,280	
April	21,061	
May	21,077	
June	21,076	

QUALITY

	Quantity	Base Number	Contract	AT	Region	England
% of FP17s for the same patient ID Re-attending within 3 months - Children	53	1,261	4.2%	9.5%	11.3%	11.5%
% of FP17s for the same patient ID Re-attending within 3 months - Adults	316	3,123	10.1%	13.8%	14.7%	15.4%
% of FP17s for the same patient ID Re-attending between 3 & 9 months - Children	562	1,261	44.6%	62.3%	60.8%	59.7%
% of FP17s for the same patient ID Re-attending between 3 & 9 months - Adults	906	3,123	29.0%	53.1%	52.8%	51.7%
% of FP17s for Band 1 Urgent Courses	337	4,077	8.3%	8.3%	8.2%	9.2%
% of FP17s Relating to Free Repair or Replacements	5	4,077	0.1%	0.7%	0.7%	0.7%
% of FP17s Relating to Continuations	28	4,077	0.7%	0.8%	0.8%	0.8%
% of Patients satisfied with the dentistry they have received	3	3	N/A	91.5%	93.2%	93.5%
% of Patients satisfied with the time they had to wait for an appointment	3	3	N/A	86.4%	88.5%	87.4%

* This is based on patients treated on this contract for their most recent course of treatment. Figures in italics indicate the base number of FP17s or Patient Questionnaire responses are less than 100. N/A is shown where the base number of responses is less than 10 during the period. % is calculated as Quantity/Base number*100

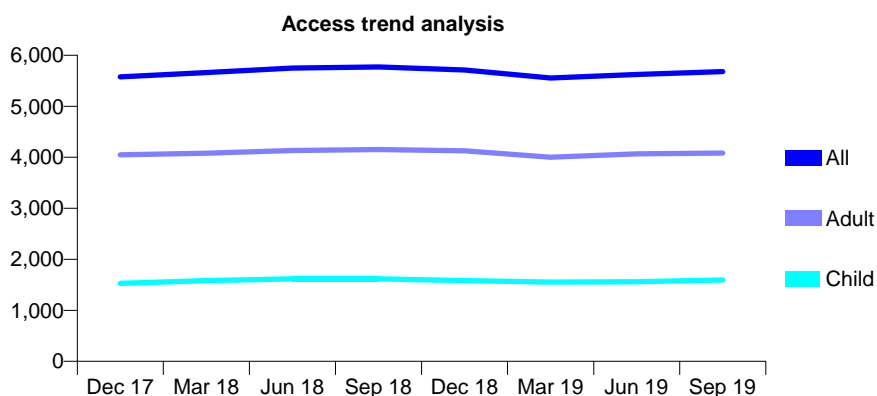
Q59 - Vital Signs At a Glance Contract Report for 191779/0001 - September 2019

Name or company name	Dr H Moti & Dr J Shah
Contract type name	GDS Contract
Purpose of contract	General
Contract start date	01/05/2008
Contract end date	

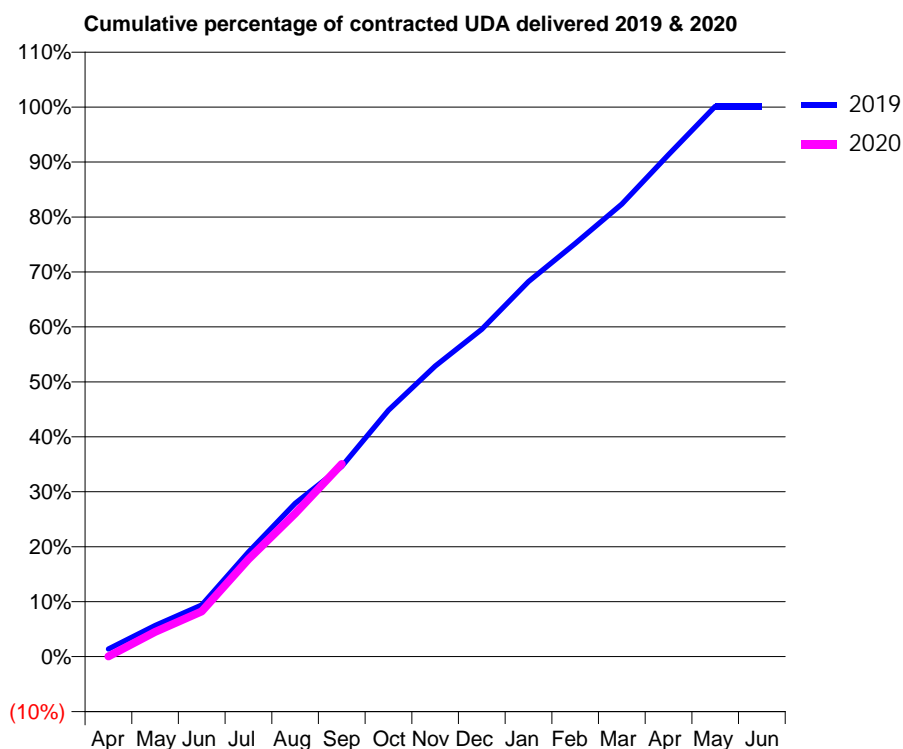
19/20 Contracted general activity (UDA)	11,711
Carry forward general activity (UDA)	0
19/20 Contracted orthodontic activity (UOA)	0
Carry forward orthodontic activity (UOA)	0
Baseline contract value	£330,127.77

ACCESS*

Patients seen in 24 months	Total	Change since previous quarter
Quarter ending September 2018	5,771	
Quarter ending December 2018	5,711	↓
Quarter ending March 2019	5,555	↓
Quarter ending June 2019	5,626	→
Quarter ending September 2019	5,679	→
Variance since September 2018	(1.6%)	↓



ACTIVITY



Month	Adjusted Scheduled Activity (UDA)	
	2019	2020
April	162	6
May	664	527
June	1,101	964
July	2,231	2,076
August	3,268	3,050
September	4,055	4,104
October	5,250	
November	6,191	
December	6,976	
January	7,994	
February	8,802	
March	9,645	
April	10,698	
May	11,727	
June	11,727	

QUALITY

	Quantity	Base Number	Contract	AT	Region	England
% of FP17s for the same patient ID Re-attending within 3 months - Children	89	1,237	7.2%	9.5%	11.3%	11.5%
% of FP17s for the same patient ID Re-attending within 3 months - Adults	408	2,982	13.7%	13.8%	14.7%	15.4%
% of FP17s for the same patient ID Re-attending between 3 & 9 months - Children	768	1,237	62.1%	62.3%	60.8%	59.7%
% of FP17s for the same patient ID Re-attending between 3 & 9 months - Adults	1,474	2,982	49.4%	53.1%	52.8%	51.7%
% of FP17s for Band 1 Urgent Courses	237	2,302	10.3%	8.3%	8.2%	9.2%
% of FP17s Relating to Free Repair or Replacements	18	2,302	0.8%	0.7%	0.7%	0.7%
% of FP17s Relating to Continuations	5	2,302	0.2%	0.8%	0.8%	0.8%
% of Patients satisfied with the dentistry they have received	4	5	N/A	91.5%	93.2%	93.5%
% of Patients satisfied with the time they had to wait for an appointment	3	5	N/A	86.4%	88.5%	87.4%

* This is based on patients treated on this contract for their most recent course of treatment. Figures in italics indicate the base number of FP17s or Patient Questionnaire responses are less than 100. N/A is shown where the base number of responses is less than 10 during the period. % is calculated as Quantity/Base number*100

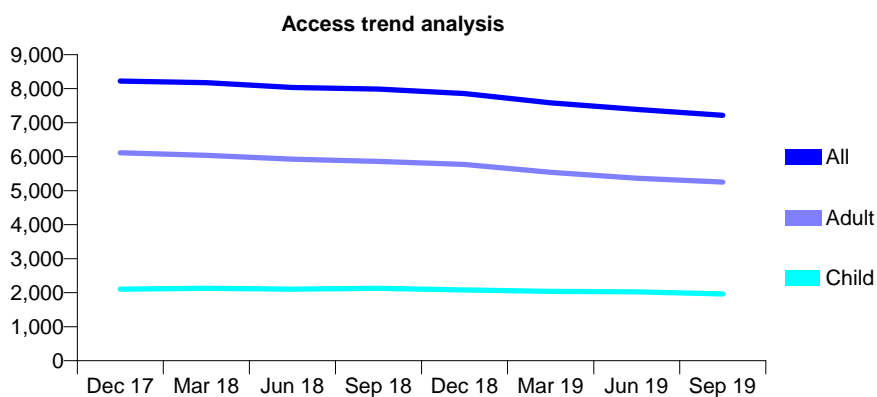
Q59 - Vital Signs At a Glance Contract Report for 193461/0001 - September 2019

Name or company name	Forest House Dental Surgery Limited
Contract type name	GDS Contract
Purpose of contract	General
Contract start date	01/10/2007
Contract end date	

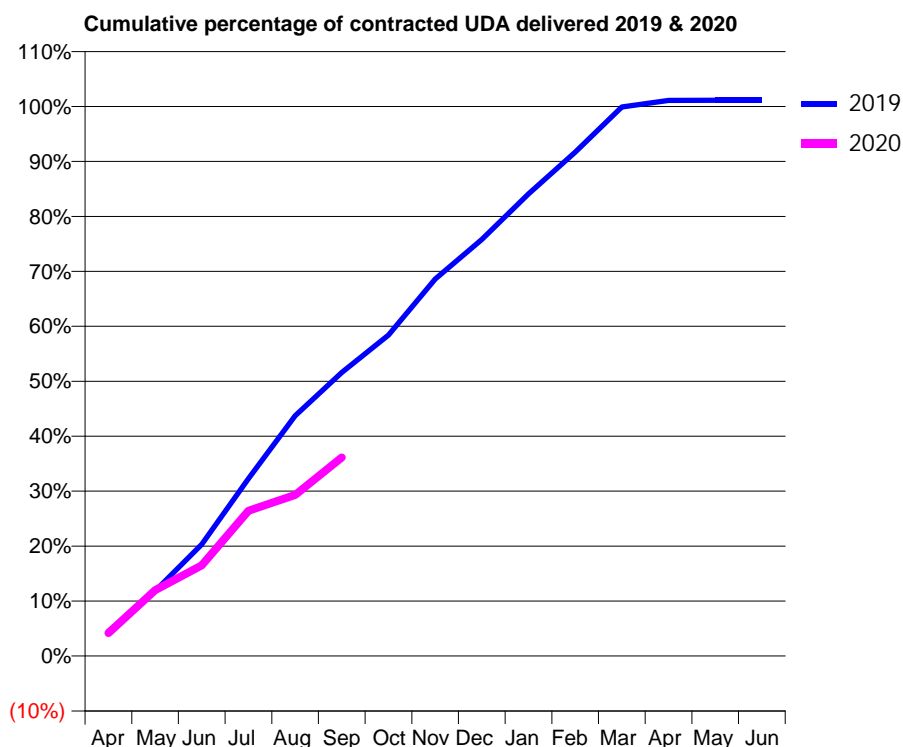
19/20 Contracted general activity (UDA)	23,341
Carry forward general activity (UDA)	0
19/20 Contracted orthodontic activity (UOA)	0
Carry forward orthodontic activity (UOA)	0
Baseline contract value	£554,619.01

ACCESS*

Patients seen in 24 months	Total	Change since previous quarter
Quarter ending September 2018	7,986	
Quarter ending December 2018	7,855	↓
Quarter ending March 2019	7,581	↓
Quarter ending June 2019	7,390	↓
Quarter ending September 2019	7,216	↓
Variance since September 2018	(9.6%)	↓



ACTIVITY



Month	Adjusted Scheduled Activity (UDA)	
	2019	2020
April	1,047	976
May	2,766	2,799
June	4,745	3,848
July	7,535	6,174
August	10,202	6,840
September	12,046	8,431
October	13,632	
November	16,009	
December	17,690	
January	19,627	
February	21,402	
March	23,319	
April	23,594	
May	23,607	
June	23,608	

QUALITY

	Quantity	Base Number	Contract	AT	Region	England
% of FP17s for the same patient ID Re-attending within 3 months - Children	122	1,349	9.0%	9.5%	11.3%	11.5%
% of FP17s for the same patient ID Re-attending within 3 months - Adults	505	3,287	15.4%	13.8%	14.7%	15.4%
% of FP17s for the same patient ID Re-attending between 3 & 9 months - Children	831	1,349	61.6%	62.3%	60.8%	59.7%
% of FP17s for the same patient ID Re-attending between 3 & 9 months - Adults	1,877	3,287	57.1%	53.1%	52.8%	51.7%
% of FP17s for Band 1 Urgent Courses	383	4,477	8.6%	8.3%	8.2%	9.2%
% of FP17s Relating to Free Repair or Replacements	69	4,477	1.5%	0.7%	0.7%	0.7%
% of FP17s Relating to Continuations	20	4,477	0.4%	0.8%	0.8%	0.8%
% of Patients satisfied with the dentistry they have received	3	5	N/A	91.5%	93.2%	93.5%
% of Patients satisfied with the time they had to wait for an appointment	2	5	N/A	86.4%	88.5%	87.4%

* This is based on patients treated on this contract for their most recent course of treatment. Figures in italics indicate the base number of FP17s or Patient Questionnaire responses are less than 100. N/A is shown where the base number of responses is less than 10 during the period. % is calculated as Quantity/Base number*100

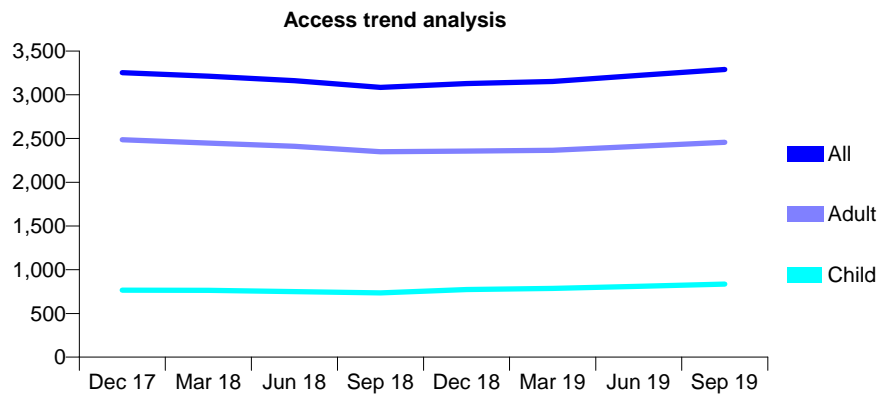
Q59 - Vital Signs At a Glance Contract Report for 193887/0001 - September 2019

Name or company name	Whetstone Dental Surgery Limited
Contract type name	GDS Contract
Purpose of contract	General
Contract start date	01/11/2007
Contract end date	

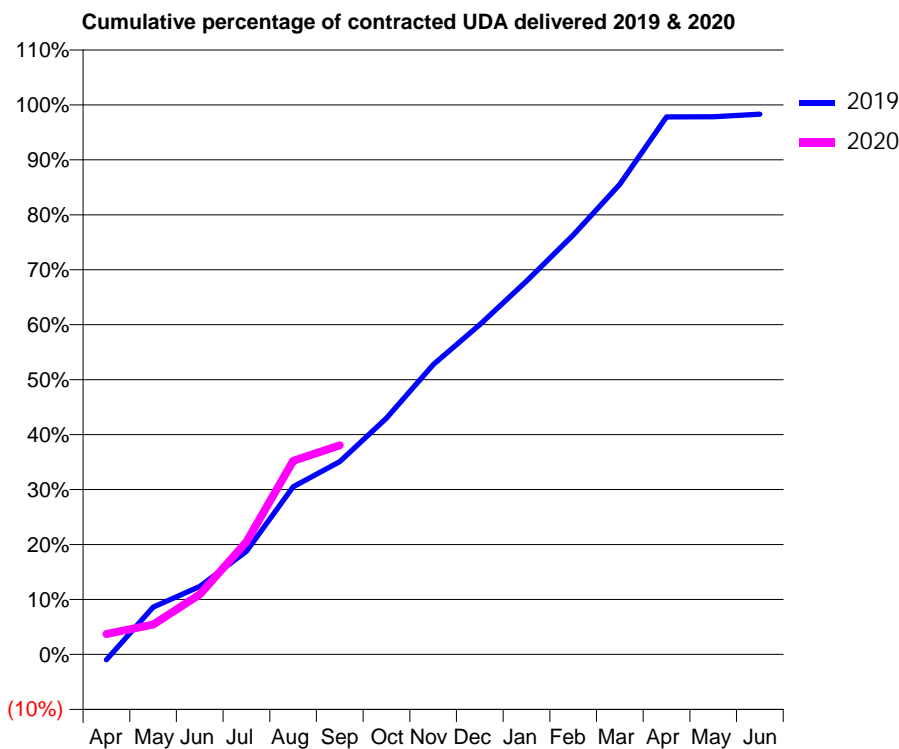
19/20 Contracted general activity (UDA)	11,270
Carry forward general activity (UDA)	0
19/20 Contracted orthodontic activity (UOA)	0
Carry forward orthodontic activity (UOA)	0
Baseline contract value	£329,281.41

ACCESS*

Patients seen in 24 months	Total	Change since previous quarter
Quarter ending September 2018	3,084	
Quarter ending December 2018	3,129	→
Quarter ending March 2019	3,152	→
Quarter ending June 2019	3,221	↑
Quarter ending September 2019	3,291	↑
Variance since September 2018	6.7%	↑



ACTIVITY



Month	2019	2020
April	-110	421
May	969	612
June	1,394	1,229
July	2,116	2,309
August	3,439	3,968
September	3,955	4,289
October	4,845	
November	5,943	
December	6,761	
January	7,657	
February	8,599	
March	9,641	
April	11,024	
May	11,026	
June	11,079	

QUALITY

	Quantity	Base Number	Contract	AT	Region	England
% of FP17s for the same patient ID Re-attending within 3 months - Children	113	802	14.1%	9.5%	11.3%	11.5%
% of FP17s for the same patient ID Re-attending within 3 months - Adults	97	1,712	5.7%	13.8%	14.7%	15.4%
% of FP17s for the same patient ID Re-attending between 3 & 9 months - Children	488	802	60.8%	62.3%	60.8%	59.7%
% of FP17s for the same patient ID Re-attending between 3 & 9 months - Adults	1,057	1,712	61.7%	53.1%	52.8%	51.7%
% of FP17s for Band 1 Urgent Courses	62	2,006	3.1%	8.3%	8.2%	9.2%
% of FP17s Relating to Free Repair or Replacements	0	2,006	0.0%	0.7%	0.7%	0.7%
% of FP17s Relating to Continuations	3	2,006	0.1%	0.8%	0.8%	0.8%
% of Patients satisfied with the dentistry they have received	1	1	N/A	91.5%	93.2%	93.5%
% of Patients satisfied with the time they had to wait for an appointment	1	1	N/A	86.4%	88.5%	87.4%

* This is based on patients treated on this contract for their most recent course of treatment. Figures in italics indicate the base number of FP17s or Patient Questionnaire responses are less than 100. N/A is shown where the base number of responses is less than 10 during the period. % is calculated as Quantity/Base number*100

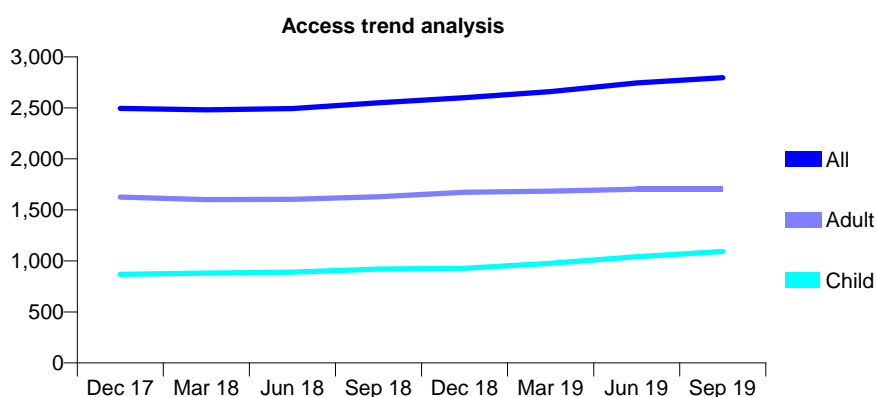
Q59 - Vital Signs At a Glance Contract Report for 194247/0001 - September 2019

Name or company name	V & Y (UK) Limited
Contract type name	GDS Contract
Purpose of contract	General
Contract start date	01/02/2012
Contract end date	

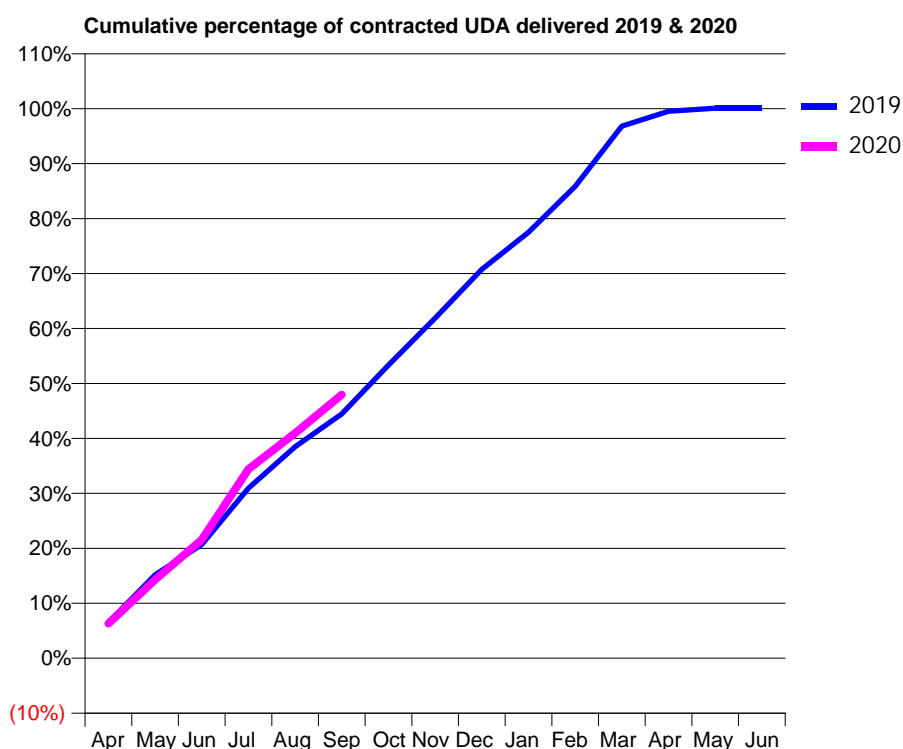
19/20 Contracted general activity (UDA)	7,355
Carry forward general activity (UDA)	0
19/20 Contracted orthodontic activity (UOA)	0
Carry forward orthodontic activity (UOA)	0
Baseline contract value	£179,260.06

ACCESS*

Patients seen in 24 months	Total	Change since previous quarter
Quarter ending September 2018	2,550	
Quarter ending December 2018	2,600	→
Quarter ending March 2019	2,660	↑
Quarter ending June 2019	2,744	↑
Quarter ending September 2019	2,795	→
Variance since September 2018	9.6%	↑



ACTIVITY



Month	2019	2020
April	478	466
May	1,117	1,050
June	1,521	1,587
July	2,277	2,532
August	2,830	3,013
September	3,271	3,528
October	3,925	
November	4,553	
December	5,203	
January	5,702	
February	6,315	
March	7,120	
April	7,321	
May	7,362	
June	7,362	

QUALITY

	Quantity	Base Number	Contract	AT	Region	England
% of FP17s for the same patient ID Re-attending within 3 months - Children	38	739	5.1%	9.5%	11.3%	11.5%
% of FP17s for the same patient ID Re-attending within 3 months - Adults	49	646	7.6%	13.8%	14.7%	15.4%
% of FP17s for the same patient ID Re-attending between 3 & 9 months - Children	359	739	48.6%	62.3%	60.8%	59.7%
% of FP17s for the same patient ID Re-attending between 3 & 9 months - Adults	293	646	45.4%	53.1%	52.8%	51.7%
% of FP17s for Band 1 Urgent Courses	18	1,294	1.4%	8.3%	8.2%	9.2%
% of FP17s Relating to Free Repair or Replacements	2	1,294	0.2%	0.7%	0.7%	0.7%
% of FP17s Relating to Continuations	3	1,294	0.2%	0.8%	0.8%	0.8%
% of Patients satisfied with the dentistry they have received	0	0	N/A	91.5%	93.2%	93.5%
% of Patients satisfied with the time they had to wait for an appointment	0	0	N/A	86.4%	88.5%	87.4%

* This is based on patients treated on this contract for their most recent course of treatment.

Figures in italics indicate the base number of FP17s or Patient Questionnaire responses are less than 100. N/A is shown where the base number of responses is less than 10 during the period. % is calculated as Quantity/Base number*100

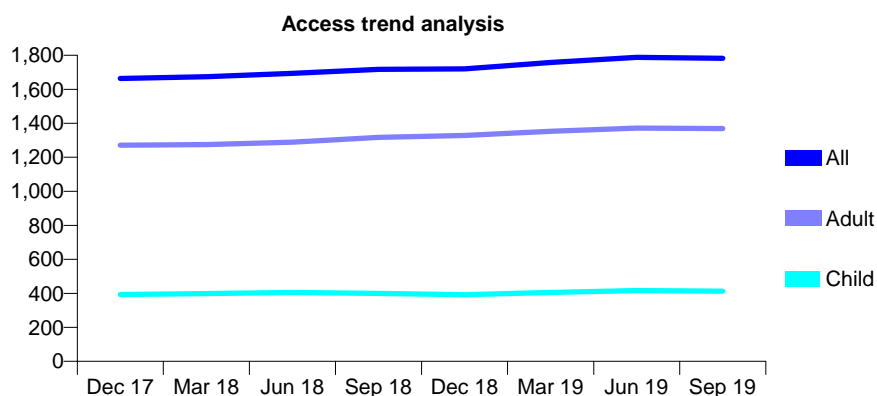
Q59 - Vital Signs At a Glance Contract Report for 194247/0002 - September 2019

Name or company name	V & Y (UK) Limited
Contract type name	GDS Contract
Purpose of contract	General
Contract start date	01/02/2012
Contract end date	

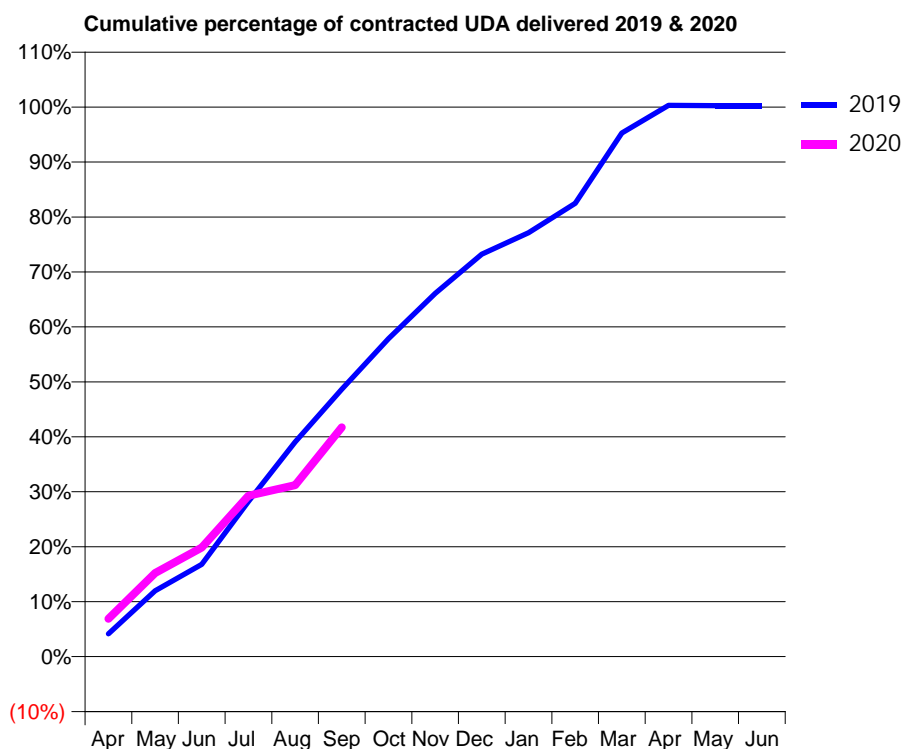
19/20 Contracted general activity (UDA)	5,543
Carry forward general activity (UDA)	0
19/20 Contracted orthodontic activity (UOA)	0
Carry forward orthodontic activity (UOA)	0
Baseline contract value	£201,919.65

ACCESS*

Patients seen in 24 months	Total	Change since previous quarter
Quarter ending September 2018	1,717	
Quarter ending December 2018	1,720	→
Quarter ending March 2019	1,758	↑
Quarter ending June 2019	1,788	→
Quarter ending September 2019	1,782	→
Variance since September 2018	3.8%	↑



ACTIVITY



Month	Adjusted Scheduled Activity (UDA)	
	2019	2020
April	231	381
May	665	843
June	930	1,101
July	1,565	1,622
August	2,166	1,729
September	2,697	2,312
October	3,207	
November	3,663	
December	4,059	
January	4,275	
February	4,573	
March	5,281	
April	5,561	
May	5,558	
June	5,558	

QUALITY

	Quantity	Base Number	Contract	AT	Region	England
% of FP17s for the same patient ID Re-attending within 3 months - Children	20	300	6.7%	9.5%	11.3%	11.5%
% of FP17s for the same patient ID Re-attending within 3 months - Adults	40	693	5.8%	13.8%	14.7%	15.4%
% of FP17s for the same patient ID Re-attending between 3 & 9 months - Children	172	300	57.3%	62.3%	60.8%	59.7%
% of FP17s for the same patient ID Re-attending between 3 & 9 months - Adults	341	693	49.2%	53.1%	52.8%	51.7%
% of FP17s for Band 1 Urgent Courses	7	900	0.8%	8.3%	8.2%	9.2%
% of FP17s Relating to Free Repair or Replacements	2	900	0.2%	0.7%	0.7%	0.7%
% of FP17s Relating to Continuations	8	900	0.9%	0.8%	0.8%	0.8%
% of Patients satisfied with the dentistry they have received	0	0	N/A	91.5%	93.2%	93.5%
% of Patients satisfied with the time they had to wait for an appointment	0	0	N/A	86.4%	88.5%	87.4%

* This is based on patients treated on this contract for their most recent course of treatment. Figures in italics indicate the base number of FP17s or Patient Questionnaire responses are less than 100. N/A is shown where the base number of responses is less than 10 during the period. % is calculated as Quantity/Base number*100

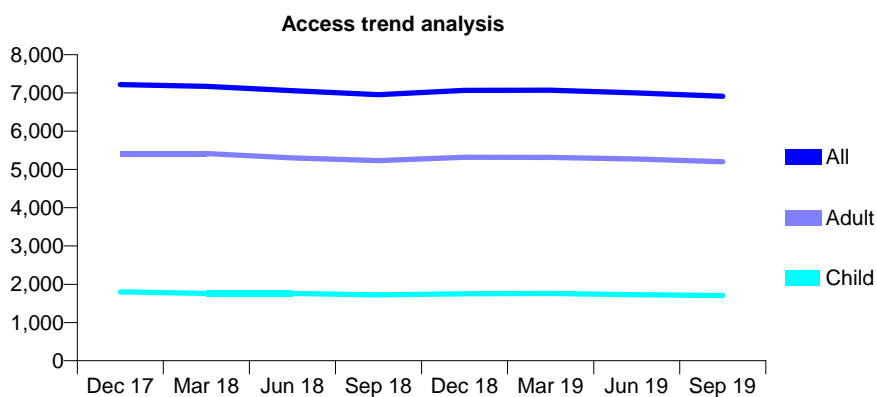
Q59 - Vital Signs At a Glance Contract Report for 194646/0001 - September 2019

Name or company name	Thurmaston Dental Practice Ltd
Contract type name	GDS Contract
Purpose of contract	General
Contract start date	01/11/2013
Contract end date	

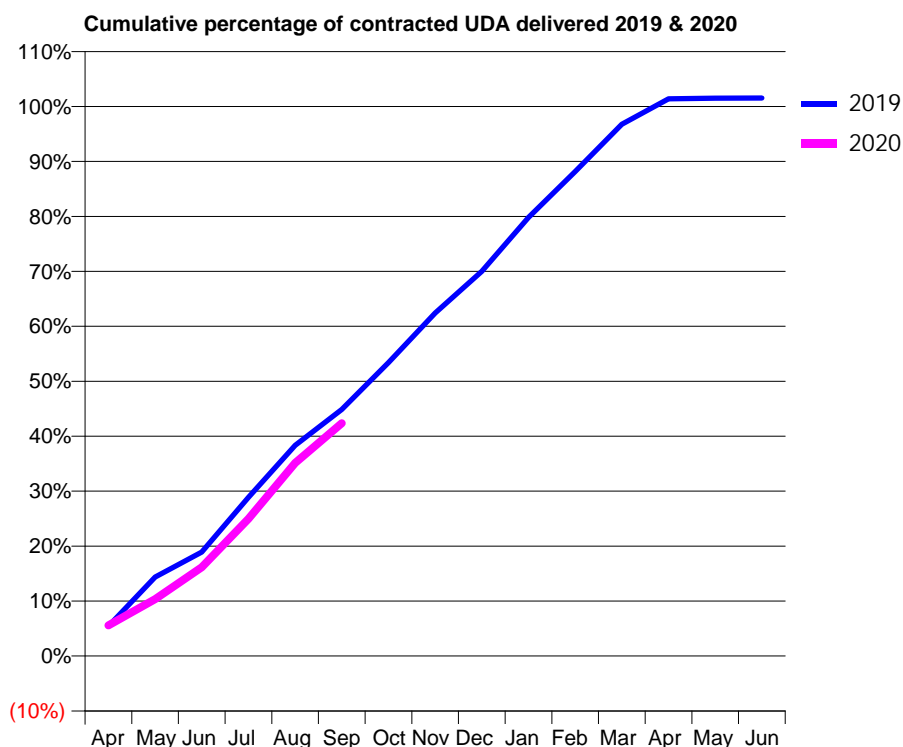
19/20 Contracted general activity (UDA)	21,203
Carry forward general activity (UDA)	0
19/20 Contracted orthodontic activity (UOA)	0
Carry forward orthodontic activity (UOA)	0
Baseline contract value	£531,350.99

ACCESS*

Patients seen in 24 months	Total	Change since previous quarter
Quarter ending September 2018	6,952	
Quarter ending December 2018	7,068	→
Quarter ending March 2019	7,070	→
Quarter ending June 2019	7,000	→
Quarter ending September 2019	6,909	↓
Variance since September 2018	(0.6%)	→



ACTIVITY



Month	Adjusted Scheduled Activity (UDA)	
	2019	2020
April	1,156	1,180
May	3,049	2,192
June	4,012	3,422
July	6,126	5,297
August	8,133	7,447
September	9,514	8,980
October	11,323	
November	13,235	
December	14,843	
January	16,923	
February	18,695	
March	20,518	
April	21,494	
May	21,523	
June	21,526	

QUALITY

	Quantity	Base Number	Contract	AT	Region	England
% of FP17s for the same patient ID Re-attending within 3 months - Children	85	1,388	6.1%	9.5%	11.3%	11.5%
% of FP17s for the same patient ID Re-attending within 3 months - Adults	450	3,847	11.7%	13.8%	14.7%	15.4%
% of FP17s for the same patient ID Re-attending between 3 & 9 months - Children	979	1,388	70.5%	62.3%	60.8%	59.7%
% of FP17s for the same patient ID Re-attending between 3 & 9 months - Adults	2,459	3,847	63.9%	53.1%	52.8%	51.7%
% of FP17s for Band 1 Urgent Courses	360	4,739	7.6%	8.3%	8.2%	9.2%
% of FP17s Relating to Free Repair or Replacements	32	4,739	0.7%	0.7%	0.7%	0.7%
% of FP17s Relating to Continuations	16	4,739	0.3%	0.8%	0.8%	0.8%
% of Patients satisfied with the dentistry they have received	3	3	N/A	91.5%	93.2%	93.5%
% of Patients satisfied with the time they had to wait for an appointment	3	3	N/A	86.4%	88.5%	87.4%

* This is based on patients treated on this contract for their most recent course of treatment. Figures in italics indicate the base number of FP17s or Patient Questionnaire responses are less than 100. N/A is shown where the base number of responses is less than 10 during the period. % is calculated as Quantity/Base number*100

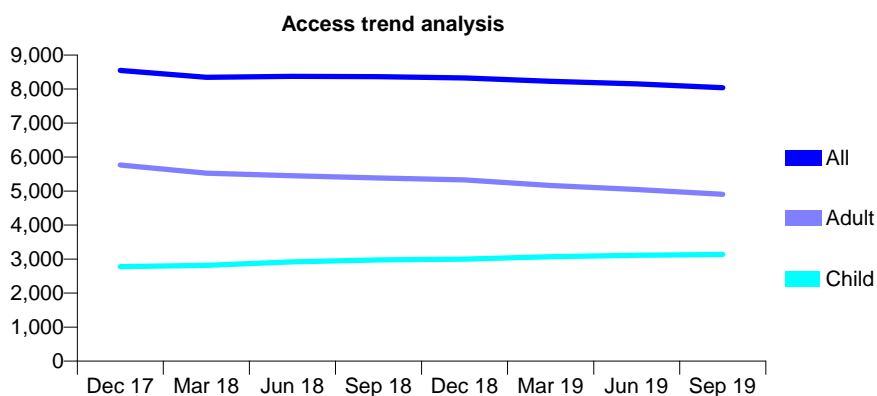
Q59 - Vital Signs At a Glance Contract Report for 195405/0001 - September 2019

Name or company name	Sigma Dental Limited
Contract type name	GDS Contract
Purpose of contract	General
Contract start date	01/11/2006
Contract end date	

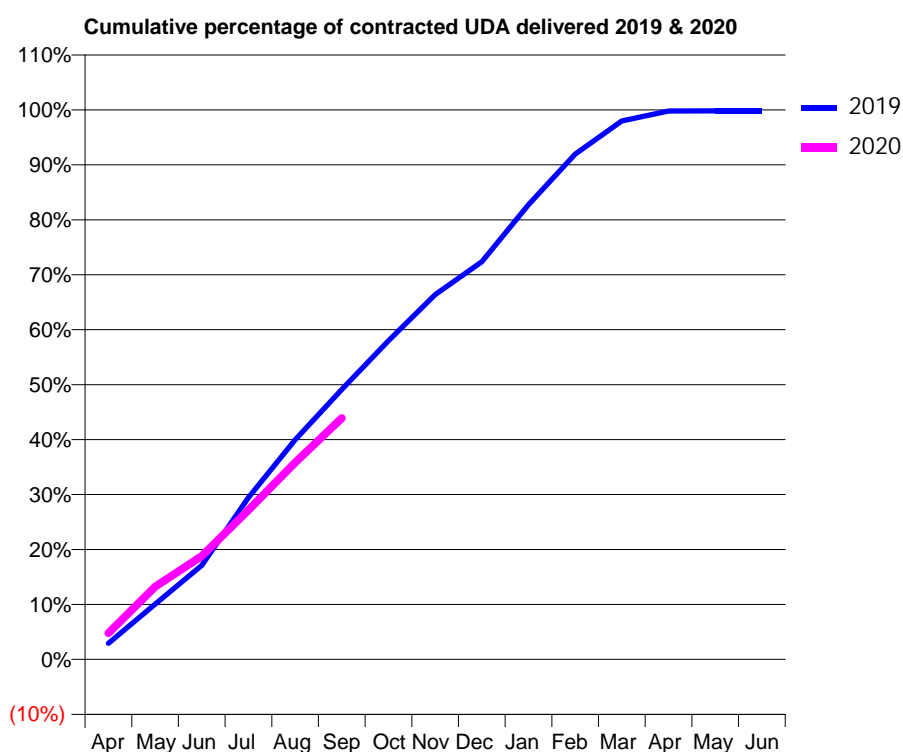
19/20 Contracted general activity (UDA)	19,345
Carry forward general activity (UDA)	0
19/20 Contracted orthodontic activity (UOA)	0
Carry forward orthodontic activity (UOA)	0
Baseline contract value	£495,186.21

ACCESS*

Patients seen in 24 months	Total	Change since previous quarter
Quarter ending September 2018	8,363	
Quarter ending December 2018	8,329	→
Quarter ending March 2019	8,228	↓
Quarter ending June 2019	8,156	→
Quarter ending September 2019	8,041	↓
Variance since September 2018	(3.9%)	↓



ACTIVITY



Month	2019	2020
April	567	925
May	1,947	2,561
June	3,313	3,636
July	5,696	5,258
August	7,736	6,931
September	9,504	8,492
October	11,215	
November	12,840	
December	13,994	
January	16,005	
February	17,790	
March	18,952	
April	19,308	
May	19,309	
June	19,309	

QUALITY

	Quantity	Base Number	Contract	AT	Region	England
% of FP17s for the same patient ID Re-attending within 3 months - Children	175	2,353	7.4%	9.5%	11.3%	11.5%
% of FP17s for the same patient ID Re-attending within 3 months - Adults	286	2,879	9.9%	13.8%	14.7%	15.4%
% of FP17s for the same patient ID Re-attending between 3 & 9 months - Children	1,509	2,353	64.1%	62.3%	60.8%	59.7%
% of FP17s for the same patient ID Re-attending between 3 & 9 months - Adults	1,676	2,879	58.2%	53.1%	52.8%	51.7%
% of FP17s for Band 1 Urgent Courses	242	5,039	4.8%	8.3%	8.2%	9.2%
% of FP17s Relating to Free Repair or Replacements	26	5,039	0.5%	0.7%	0.7%	0.7%
% of FP17s Relating to Continuations	35	5,039	0.7%	0.8%	0.8%	0.8%
% of Patients satisfied with the dentistry they have received	2	2	N/A	91.5%	93.2%	93.5%
% of Patients satisfied with the time they had to wait for an appointment	2	2	N/A	86.4%	88.5%	87.4%

* This is based on patients treated on this contract for their most recent course of treatment. Figures in italics indicate the base number of FP17s or Patient Questionnaire responses are less than 100. N/A is shown where the base number of responses is less than 10 during the period. % is calculated as Quantity/Base number*100

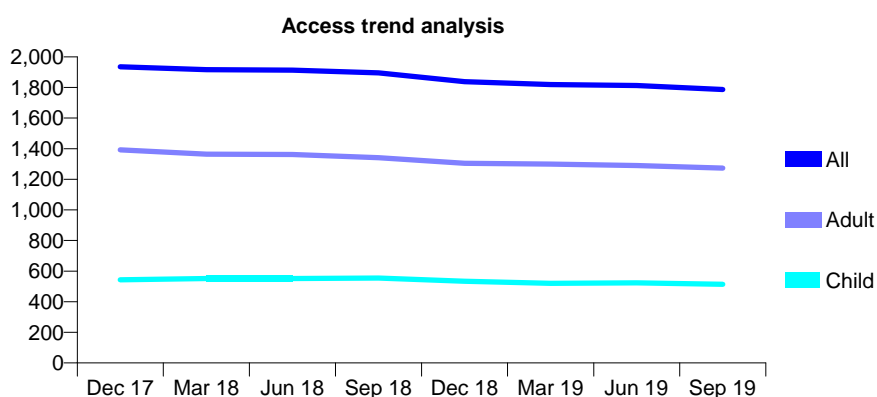
Q59 - Vital Signs At a Glance Contract Report for 198978/0001 - September 2019

Name or company name	Mrs S Kaur & Mr B Singh
Contract type name	GDS Contract
Purpose of contract	General
Contract start date	01/09/2013
Contract end date	

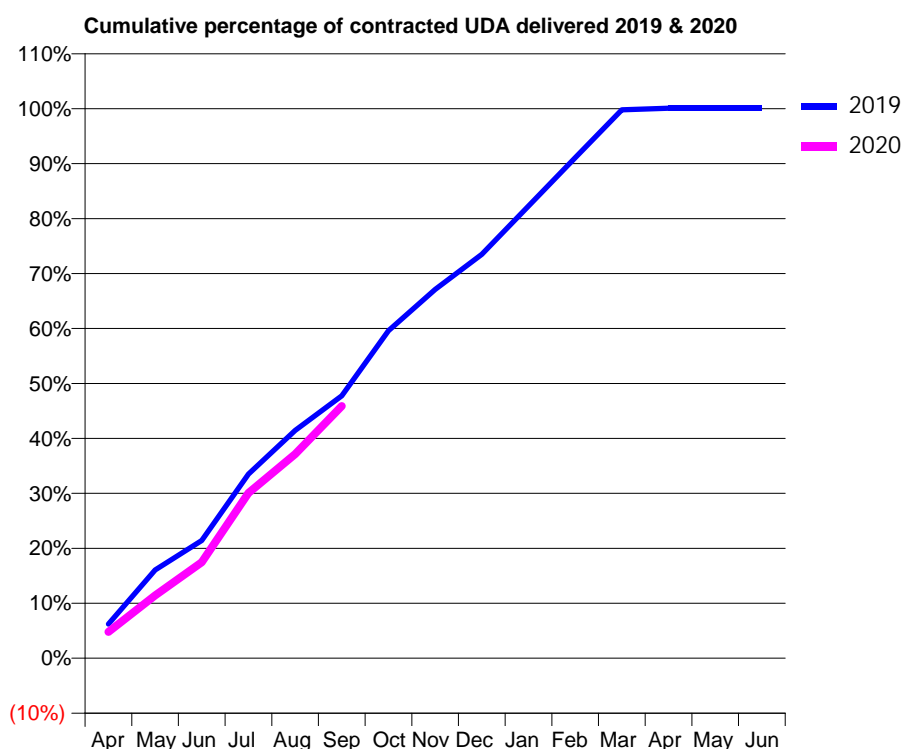
19/20 Contracted general activity (UDA)	7,170
Carry forward general activity (UDA)	0
19/20 Contracted orthodontic activity (UOA)	0
Carry forward orthodontic activity (UOA)	0
Baseline contract value	£163,441.92

ACCESS*

Patients seen in 24 months	Total	Change since previous quarter
Quarter ending September 2018	1,896	
Quarter ending December 2018	1,838	↓
Quarter ending March 2019	1,819	↓
Quarter ending June 2019	1,813	→
Quarter ending September 2019	1,787	↓
Variance since September 2018	(5.7%)	↓



ACTIVITY



Month	2019	2020
April	447	343
May	1,150	820
June	1,535	1,252
July	2,403	2,157
August	2,973	2,664
September	3,423	3,290
October	4,273	
November	4,811	
December	5,270	
January	5,899	
February	6,531	
March	7,156	
April	7,177	
May	7,177	
June	7,177	

QUALITY

	Quantity	Base Number	Contract	AT	Region	England
% of FP17s for the same patient ID Re-attending within 3 months - Children	29	411	7.1%	9.5%	11.3%	11.5%
% of FP17s for the same patient ID Re-attending within 3 months - Adults	165	1,062	15.5%	13.8%	14.7%	15.4%
% of FP17s for the same patient ID Re-attending between 3 & 9 months - Children	295	411	71.8%	62.3%	60.8%	59.7%
% of FP17s for the same patient ID Re-attending between 3 & 9 months - Adults	702	1,062	66.1%	53.1%	52.8%	51.7%
% of FP17s for Band 1 Urgent Courses	111	1,458	7.6%	8.3%	8.2%	9.2%
% of FP17s Relating to Free Repair or Replacements	13	1,458	0.9%	0.7%	0.7%	0.7%
% of FP17s Relating to Continuations	20	1,458	1.4%	0.8%	0.8%	0.8%
% of Patients satisfied with the dentistry they have received	1	1	N/A	91.5%	93.2%	93.5%
% of Patients satisfied with the time they had to wait for an appointment	1	1	N/A	86.4%	88.5%	87.4%

* This is based on patients treated on this contract for their most recent course of treatment.

Figures in italics indicate the base number of FP17s or Patient Questionnaire responses are less than 100. N/A is shown where the base number of responses is less than 10 during the period. % is calculated as Quantity/Base number*100

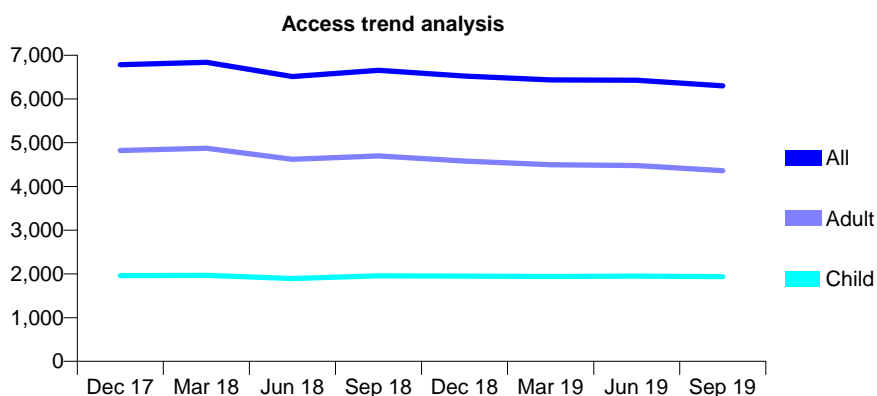
Q59 - Vital Signs At a Glance Contract Report for 199745/0001 - September 2019

Name or company name	Smile Design Centre Limited
Contract type name	GDS Contract
Purpose of contract	General
Contract start date	01/10/2009
Contract end date	

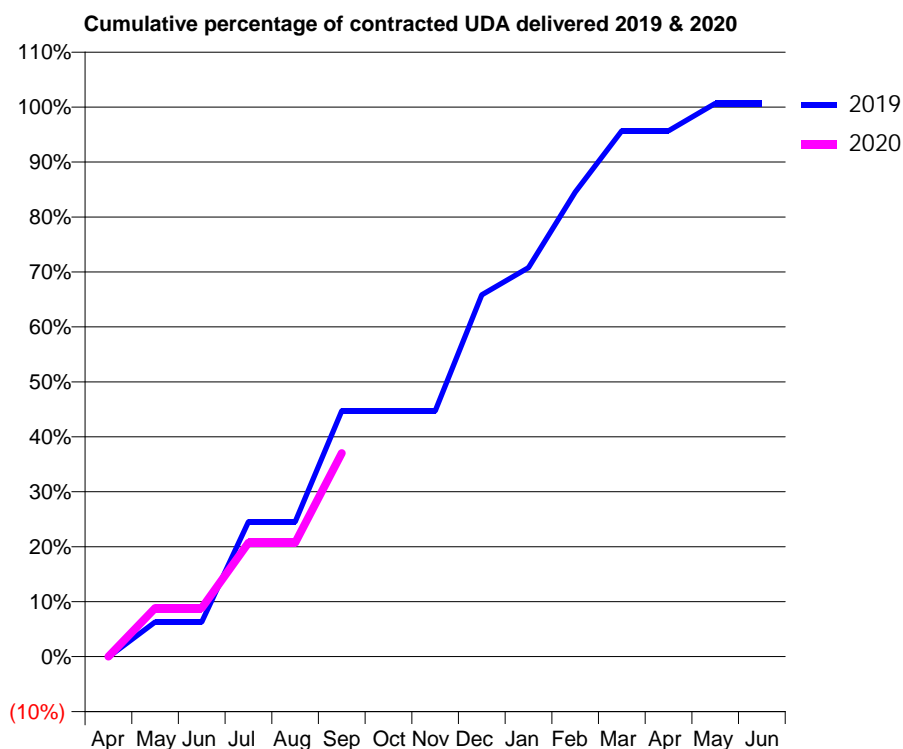
19/20 Contracted general activity (UDA)	17,092
Carry forward general activity (UDA)	0
19/20 Contracted orthodontic activity (UOA)	0
Carry forward orthodontic activity (UOA)	0
Baseline contract value	£521,422.86

ACCESS*

Patients seen in 24 months	Total	Change since previous quarter
Quarter ending September 2018	6,657	
Quarter ending December 2018	6,526	↓
Quarter ending March 2019	6,436	↓
Quarter ending June 2019	6,427	→
Quarter ending September 2019	6,299	↓
Variance since September 2018	(5.4%)	↓



ACTIVITY



Month	Adjusted Scheduled Activity (UDA)	
	2019	2020
April	-14	0
May	1,079	1,513
June	1,079	1,513
July	4,195	3,542
August	4,195	3,542
September	7,643	6,331
October	7,643	
November	7,643	
December	11,249	
January	12,098	
February	14,449	
March	16,353	
April	16,353	
May	17,208	
June	17,208	

QUALITY

	Quantity	Base Number	Contract	AT	Region	England
% of FP17s for the same patient ID Re-attending within 3 months - Children	113	1,334	8.5%	9.5%	11.3%	11.5%
% of FP17s for the same patient ID Re-attending within 3 months - Adults	318	2,198	14.5%	13.8%	14.7%	15.4%
% of FP17s for the same patient ID Re-attending between 3 & 9 months - Children	869	1,334	65.1%	62.3%	60.8%	59.7%
% of FP17s for the same patient ID Re-attending between 3 & 9 months - Adults	892	2,198	40.6%	53.1%	52.8%	51.7%
% of FP17s for Band 1 Urgent Courses	369	2,770	13.3%	8.3%	8.2%	9.2%
% of FP17s Relating to Free Repair or Replacements	13	2,770	0.5%	0.7%	0.7%	0.7%
% of FP17s Relating to Continuations	22	2,770	0.8%	0.8%	0.8%	0.8%
% of Patients satisfied with the dentistry they have received	1	3	N/A	91.5%	93.2%	93.5%
% of Patients satisfied with the time they had to wait for an appointment	2	3	N/A	86.4%	88.5%	87.4%

* This is based on patients treated on this contract for their most recent course of treatment. Figures in italics indicate the base number of FP17s or Patient Questionnaire responses are less than 100. N/A is shown where the base number of responses is less than 10 during the period. % is calculated as Quantity/Base number*100

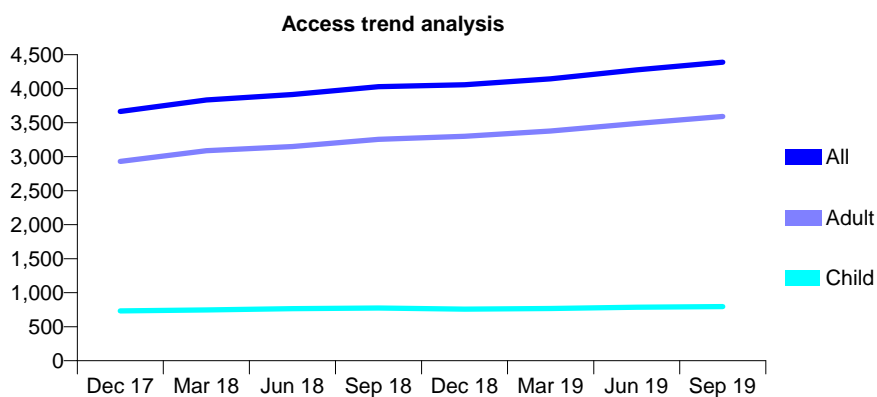
Q59 - Vital Signs At a Glance Contract Report for 199966/0001 - September 2019

Name or company name	Ditchfield Dental Ltd
Contract type name	GDS Contract
Purpose of contract	General
Contract start date	01/12/2007
Contract end date	

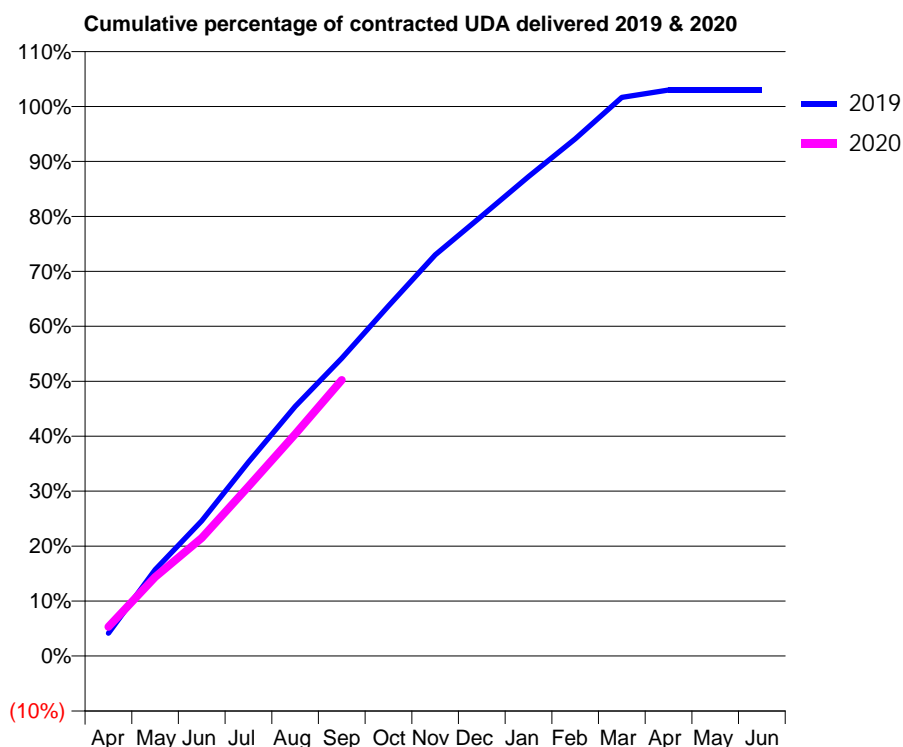
19/20 Contracted general activity (UDA)	11,264
Carry forward general activity (UDA)	0
19/20 Contracted orthodontic activity (UOA)	0
Carry forward orthodontic activity (UOA)	0
Baseline contract value	£396,004.73

ACCESS*

Patients seen in 24 months	Total	Change since previous quarter
Quarter ending September 2018	4,030	
Quarter ending December 2018	4,057	→
Quarter ending March 2019	4,145	↑
Quarter ending June 2019	4,277	↑
Quarter ending September 2019	4,389	↑
Variance since September 2018	8.9%	↑



ACTIVITY



Month	Adjusted Scheduled Activity (UDA)	
	2019	2020
April	468	599
May	1,771	1,619
June	2,769	2,420
July	3,976	3,477
August	5,116	4,547
September	6,103	5,657
October	7,176	
November	8,225	
December	9,020	
January	9,827	
February	10,598	
March	11,449	
April	11,602	
May	11,602	
June	11,602	

QUALITY

	Quantity	Base Number	Contract	AT	Region	England
% of FP17s for the same patient ID Re-attending within 3 months - Children	38	566	6.7%	9.5%	11.3%	11.5%
% of FP17s for the same patient ID Re-attending within 3 months - Adults	265	2,146	12.3%	13.8%	14.7%	15.4%
% of FP17s for the same patient ID Re-attending between 3 & 9 months - Children	339	566	59.9%	62.3%	60.8%	59.7%
% of FP17s for the same patient ID Re-attending between 3 & 9 months - Adults	775	2,146	36.1%	53.1%	52.8%	51.7%
% of FP17s for Band 1 Urgent Courses	350	2,622	13.3%	8.3%	8.2%	9.2%
% of FP17s Relating to Free Repair or Replacements	20	2,622	0.8%	0.7%	0.7%	0.7%
% of FP17s Relating to Continuations	13	2,622	0.5%	0.8%	0.8%	0.8%
% of Patients satisfied with the dentistry they have received	0	0	N/A	91.5%	93.2%	93.5%
% of Patients satisfied with the time they had to wait for an appointment	0	0	N/A	86.4%	88.5%	87.4%

* This is based on patients treated on this contract for their most recent course of treatment. Figures in italics indicate the base number of FP17s or Patient Questionnaire responses are less than 100. N/A is shown where the base number of responses is less than 10 during the period. % is calculated as Quantity/Base number*100

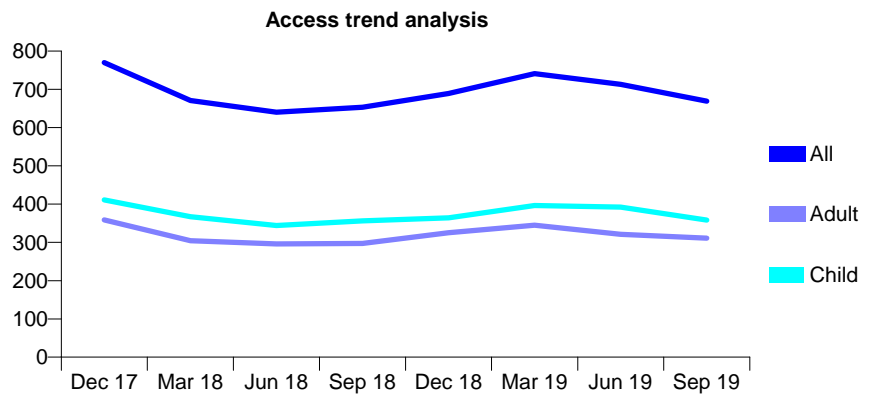
Q59 - Vital Signs At a Glance Contract Report for 208175/0002 - September 2019

Name or company name	Mr M Hamburger & R P Sadler
Contract type name	GDS Contract
Purpose of contract	General
Contract start date	27/04/2011
Contract end date	

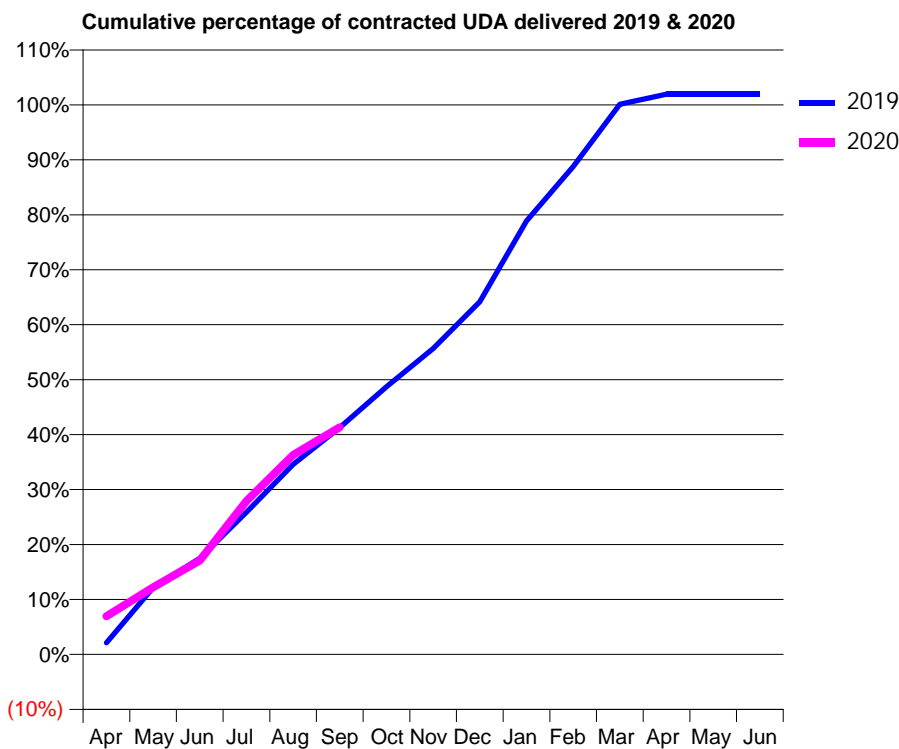
19/20 Contracted general activity (UDA)	1,325
Carry forward general activity (UDA)	0
19/20 Contracted orthodontic activity (UOA)	0
Carry forward orthodontic activity (UOA)	0
Baseline contract value	£31,553.79

ACCESS*

Patients seen in 24 months	Total	Change since previous quarter
Quarter ending September 2018	653	
Quarter ending December 2018	689	↑
Quarter ending March 2019	741	↑
Quarter ending June 2019	713	↓
Quarter ending September 2019	669	↓
Variance since September 2018	2.5%	↑



ACTIVITY



Month	Adjusted Scheduled Activity (UDA)	
	2019	2020
April	28	92
May	161	162
June	232	227
July	343	370
August	458	481
September	547	548
October	645	
November	738	
December	850	
January	1,045	
February	1,176	
March	1,327	
April	1,351	
May	1,351	
June	1,351	

QUALITY

	Quantity	Base Number	Contract	AT	Region	England
% of FP17s for the same patient ID Re-attending within 3 months - Children	13	235	5.5%	9.5%	11.3%	11.5%
% of FP17s for the same patient ID Re-attending within 3 months - Adults	14	191	7.3%	13.8%	14.7%	15.4%
% of FP17s for the same patient ID Re-attending between 3 & 9 months - Children	81	235	34.5%	62.3%	60.8%	59.7%
% of FP17s for the same patient ID Re-attending between 3 & 9 months - Adults	87	191	45.5%	53.1%	52.8%	51.7%
% of FP17s for Band 1 Urgent Courses	34	415	8.2%	8.3%	8.2%	9.2%
% of FP17s Relating to Free Repair or Replacements	0	415	0.0%	0.7%	0.7%	0.7%
% of FP17s Relating to Continuations	1	415	0.2%	0.8%	0.8%	0.8%
% of Patients satisfied with the dentistry they have received	0	0	N/A	91.5%	93.2%	93.5%
% of Patients satisfied with the time they had to wait for an appointment	0	0	N/A	86.4%	88.5%	87.4%

* This is based on patients treated on this contract for their most recent course of treatment. Figures in italics indicate the base number of FP17s or Patient Questionnaire responses are less than 100. N/A is shown where the base number of responses is less than 10 during the period. % is calculated as Quantity/Base number*100

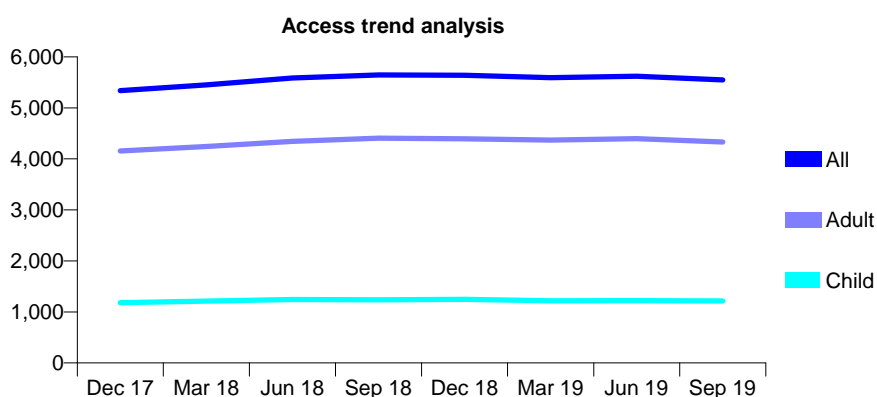
Q59 - Vital Signs At a Glance Contract Report for 220116/0001 - September 2019

Name or company name	MR GK LOO YONG KEE
Contract type name	GDS Contract
Purpose of contract	General
Contract start date	01/04/2006
Contract end date	

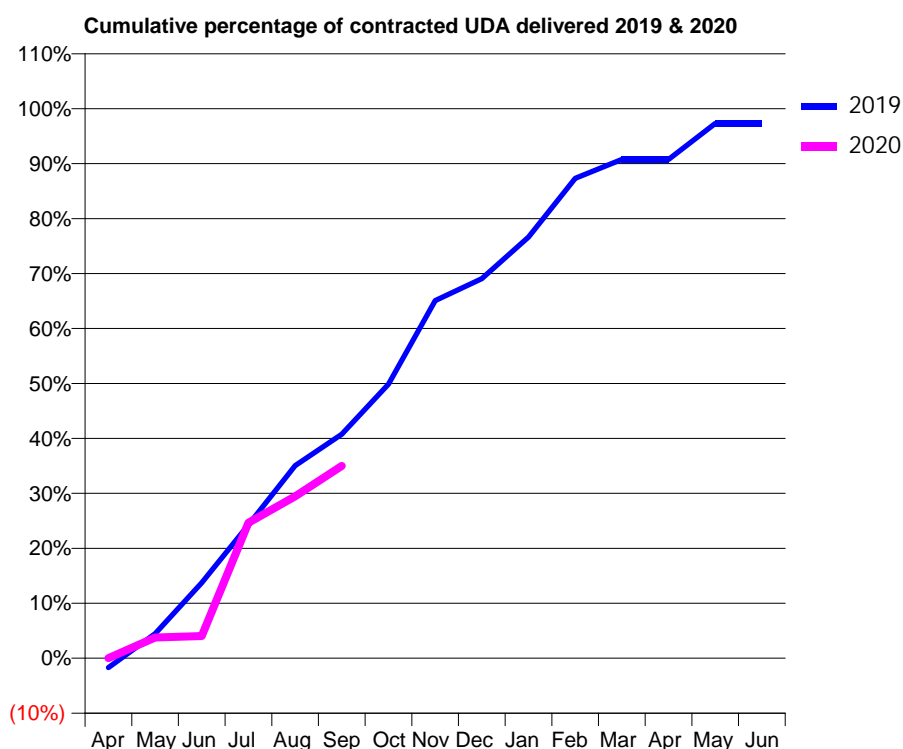
19/20 Contracted general activity (UDA)	16,776
Carry forward general activity (UDA)	0
19/20 Contracted orthodontic activity (UOA)	0
Carry forward orthodontic activity (UOA)	0
Baseline contract value	£474,588.63

ACCESS*

Patients seen in 24 months	Total	Change since previous quarter
Quarter ending September 2018	5,646	
Quarter ending December 2018	5,638	→
Quarter ending March 2019	5,591	→
Quarter ending June 2019	5,620	→
Quarter ending September 2019	5,549	↓
Variance since September 2018	(1.7%)	↓



ACTIVITY



Month	2019	2020
April	-286	0
May	751	635
June	2,305	677
July	4,075	4,134
August	5,881	4,938
September	6,838	5,871
October	8,368	
November	10,916	
December	11,587	
January	12,854	
February	14,648	
March	15,224	
April	15,224	
May	16,326	
June	16,326	

QUALITY

	Quantity	Base Number	Contract	AT	Region	England
% of FP17s for the same patient ID Re-attending within 3 months - Children	80	1,085	7.4%	9.5%	11.3%	11.5%
% of FP17s for the same patient ID Re-attending within 3 months - Adults	331	3,218	10.3%	13.8%	14.7%	15.4%
% of FP17s for the same patient ID Re-attending between 3 & 9 months - Children	758	1,085	69.9%	62.3%	60.8%	59.7%
% of FP17s for the same patient ID Re-attending between 3 & 9 months - Adults	2,101	3,218	65.3%	53.1%	52.8%	51.7%
% of FP17s for Band 1 Urgent Courses	297	3,661	8.1%	8.3%	8.2%	9.2%
% of FP17s Relating to Free Repair or Replacements	14	3,661	0.4%	0.7%	0.7%	0.7%
% of FP17s Relating to Continuations	11	3,661	0.3%	0.8%	0.8%	0.8%
% of Patients satisfied with the dentistry they have received	3	3	N/A	91.5%	93.2%	93.5%
% of Patients satisfied with the time they had to wait for an appointment	2	3	N/A	86.4%	88.5%	87.4%

* This is based on patients treated on this contract for their most recent course of treatment.

Figures in italics indicate the base number of FP17s or Patient Questionnaire responses are less than 100. N/A is shown where the base number of responses is less than 10 during the period. % is calculated as Quantity/Base number*100

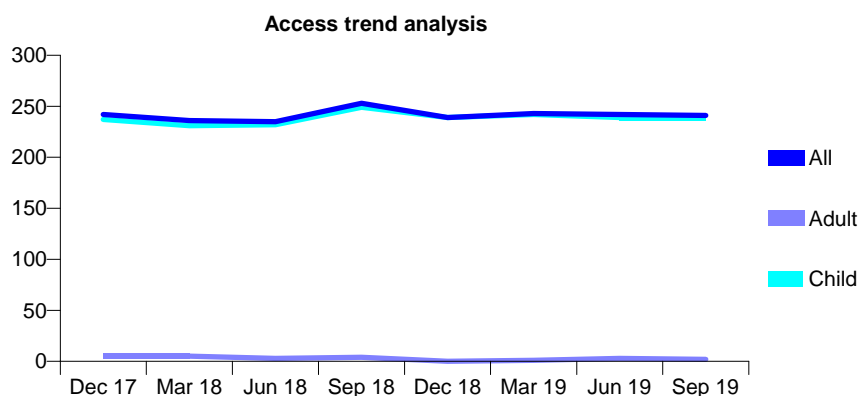
Q59 - Vital Signs At a Glance Contract Report for 220450/0001 - September 2019

Name or company name	MR JD WINSTON
Contract type name	GDS Contract
Purpose of contract	General
Contract start date	01/04/2006
Contract end date	

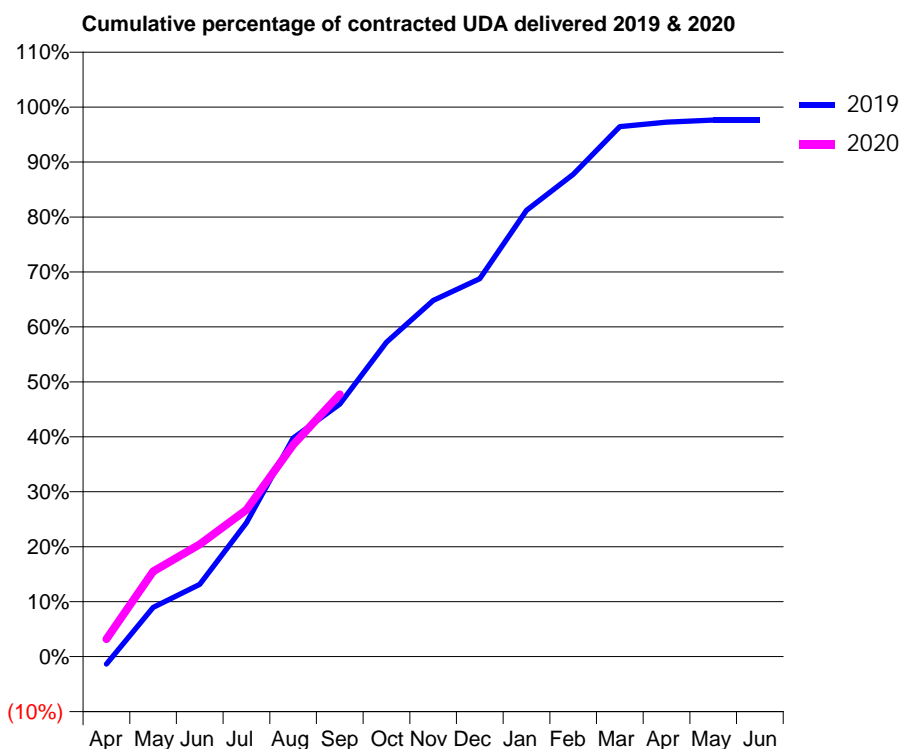
19/20 Contracted general activity (UDA)	508
Carry forward general activity (UDA)	0
19/20 Contracted orthodontic activity (UOA)	0
Carry forward orthodontic activity (UOA)	0
Baseline contract value	£12,604.60

ACCESS*

Patients seen in 24 months	Total	Change since previous quarter
Quarter ending September 2018	253	
Quarter ending December 2018	239	↓
Quarter ending March 2019	243	→
Quarter ending June 2019	242	→
Quarter ending September 2019	241	→
Variance since September 2018	(4.7%)	↓



ACTIVITY



Month	Adjusted Scheduled Activity (UDA)	
	2019	2020
April	-7	16
May	46	79
June	67	104
July	124	136
August	202	196
September	233	242
October	291	
November	329	
December	349	
January	413	
February	446	
March	490	
April	494	
May	496	
June	496	

QUALITY

	Quantity	Base Number	Contract	AT	Region	England
% of FP17s for the same patient ID Re-attending within 3 months - Children	15	197	7.6%	9.5%	11.3%	11.5%
% of FP17s for the same patient ID Re-attending within 3 months - Adults	0	0	N/A	13.8%	14.7%	15.4%
% of FP17s for the same patient ID Re-attending between 3 & 9 months - Children	138	197	70.1%	62.3%	60.8%	59.7%
% of FP17s for the same patient ID Re-attending between 3 & 9 months - Adults	0	0	N/A	53.1%	52.8%	51.7%
% of FP17s for Band 1 Urgent Courses	7	193	3.6%	8.3%	8.2%	9.2%
% of FP17s Relating to Free Repair or Replacements	0	193	0.0%	0.7%	0.7%	0.7%
% of FP17s Relating to Continuations	1	193	0.5%	0.8%	0.8%	0.8%
% of Patients satisfied with the dentistry they have received	0	0	N/A	91.5%	93.2%	93.5%
% of Patients satisfied with the time they had to wait for an appointment	0	0	N/A	86.4%	88.5%	87.4%

* This is based on patients treated on this contract for their most recent course of treatment. Figures in italics indicate the base number of FP17s or Patient Questionnaire responses are less than 100. N/A is shown where the base number of responses is less than 10 during the period. % is calculated as Quantity/Base number*100

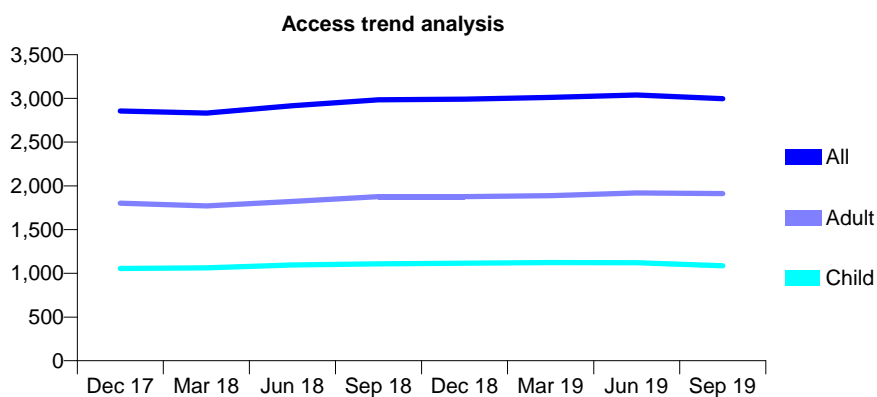
Q59 - Vital Signs At a Glance Contract Report for 229792/0001 - September 2019

Name or company name	MR JJ CLIFFE
Contract type name	GDS Contract
Purpose of contract	General and Orthodontic
Contract start date	01/04/2006
Contract end date	

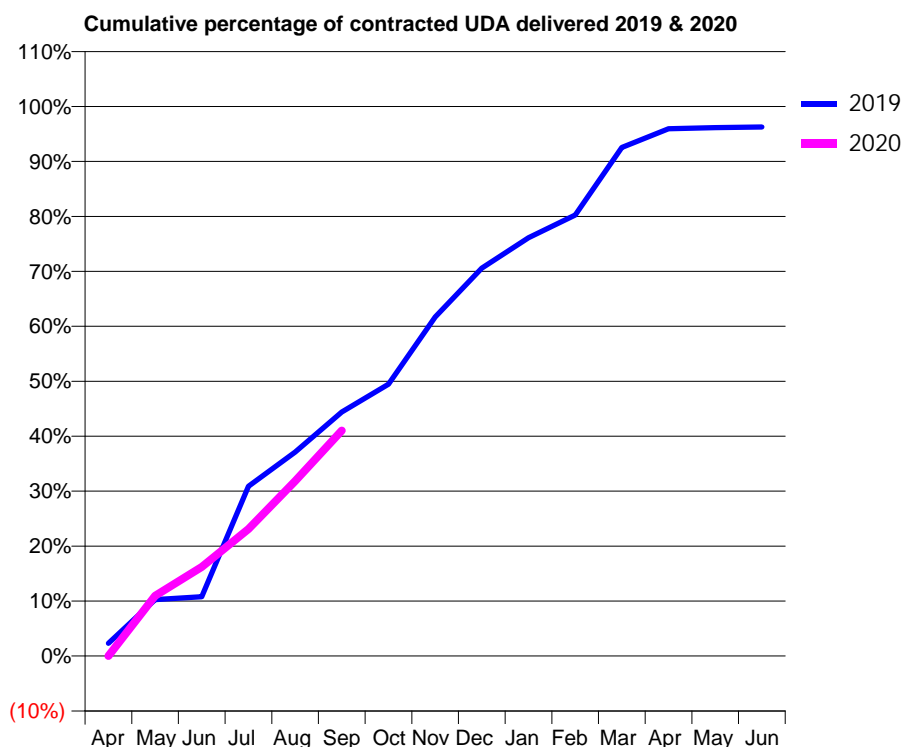
19/20 Contracted general activity (UDA)	8,300
Carry forward general activity (UDA)	0
19/20 Contracted orthodontic activity (UOA)	308
Carry forward orthodontic activity (UOA)	0
Baseline contract value	£210,496.55

ACCESS*

Patients seen in 24 months	Total	Change since previous quarter
Quarter ending September 2018	2,984	
Quarter ending December 2018	2,991	→
Quarter ending March 2019	3,011	→
Quarter ending June 2019	3,039	→
Quarter ending September 2019	2,997	↓
Variance since September 2018	0.4%	→



ACTIVITY



Month	Adjusted Scheduled Activity (UDA)	
	2019	2020
April	193	0
May	853	911
June	895	1,345
July	2,562	1,918
August	3,081	2,643
September	3,685	3,405
October	4,105	
November	5,121	
December	5,857	
January	6,317	
February	6,661	
March	7,681	
April	7,962	
May	7,980	
June	7,988	

QUALITY

	Quantity	Base Number	Contract	AT	Region	England
% of FP17s for the same patient ID Re-attending within 3 months - Children	54	858	6.3%	9.5%	11.3%	11.5%
% of FP17s for the same patient ID Re-attending within 3 months - Adults	125	1,372	9.1%	13.8%	14.7%	15.4%
% of FP17s for the same patient ID Re-attending between 3 & 9 months - Children	591	858	68.9%	62.3%	60.8%	59.7%
% of FP17s for the same patient ID Re-attending between 3 & 9 months - Adults	892	1,372	65.0%	53.1%	52.8%	51.7%
% of FP17s for Band 1 Urgent Courses	70	2,063	3.4%	8.3%	8.2%	9.2%
% of FP17s Relating to Free Repair or Replacements	7	2,063	0.3%	0.7%	0.7%	0.7%
% of FP17s Relating to Continuations	41	2,063	2.0%	0.8%	0.8%	0.8%
% of Patients satisfied with the dentistry they have received	0	0	N/A	91.5%	93.2%	93.5%
% of Patients satisfied with the time they had to wait for an appointment	0	0	N/A	86.4%	88.5%	87.4%

* This is based on patients treated on this contract for their most recent course of treatment. Figures in italics indicate the base number of FP17s or Patient Questionnaire responses are less than 100. N/A is shown where the base number of responses is less than 10 during the period. % is calculated as Quantity/Base number*100

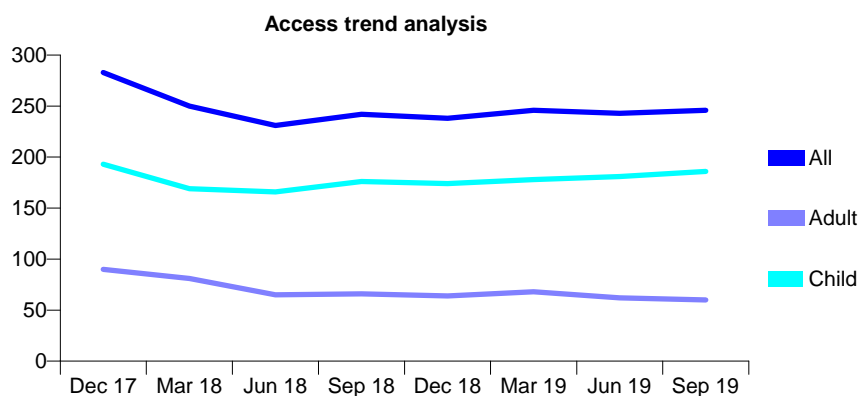
Q59 - Vital Signs At a Glance Contract Report for 232858/0001 - September 2019

Name or company name	Miss S Rennie
Contract type name	GDS Contract
Purpose of contract	General
Contract start date	01/04/2006
Contract end date	

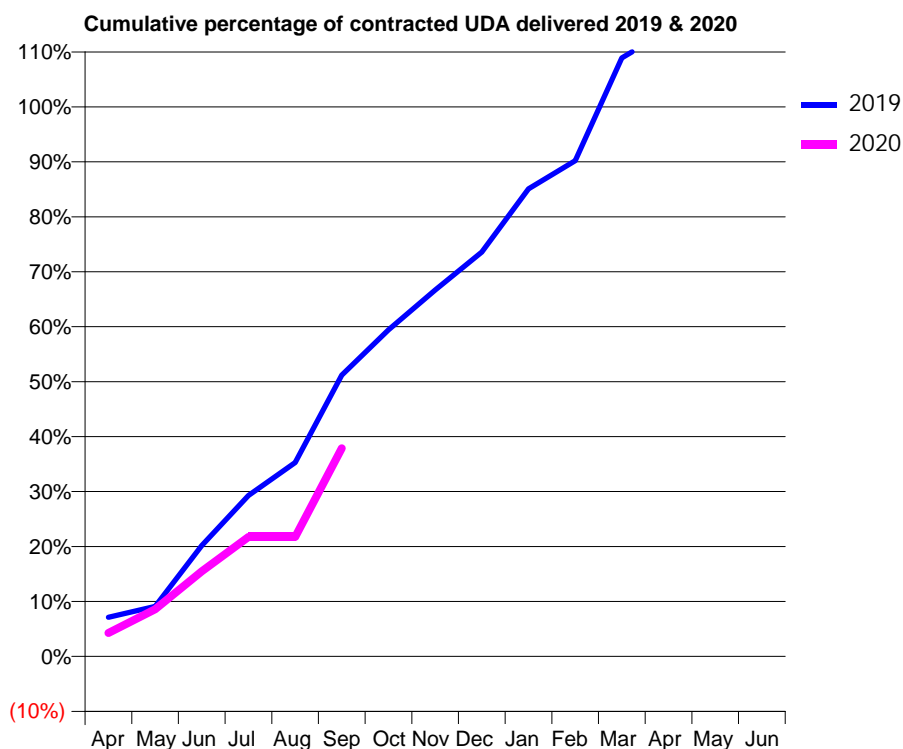
19/20 Contracted general activity (UDA)	450
Carry forward general activity (UDA)	0
19/20 Contracted orthodontic activity (UOA)	0
Carry forward orthodontic activity (UOA)	0
Baseline contract value	£10,656.89

ACCESS*

Patients seen in 24 months	Total	Change since previous quarter
Quarter ending September 2018	242	
Quarter ending December 2018	238	↓
Quarter ending March 2019	246	↑
Quarter ending June 2019	243	↓
Quarter ending September 2019	246	→
Variance since September 2018	1.7%	→



ACTIVITY



Month	Adjusted Scheduled Activity (UDA)	
	2019	2020
April	32	19
May	41	39
June	91	70
July	132	98
August	159	98
September	230	170
October	267	
November	300	
December	331	
January	383	
February	406	
March	490	
April	513	
May	516	
June	516	

QUALITY

	Quantity	Base Number	Contract	AT	Region	England
% of FP17s for the same patient ID Re-attending within 3 months - Children	5	142	3.5%	9.5%	11.3%	11.5%
% of FP17s for the same patient ID Re-attending within 3 months - Adults	5	30	16.7%	13.8%	14.7%	15.4%
% of FP17s for the same patient ID Re-attending between 3 & 9 months - Children	87	142	61.3%	62.3%	60.8%	59.7%
% of FP17s for the same patient ID Re-attending between 3 & 9 months - Adults	20	30	66.7%	53.1%	52.8%	51.7%
% of FP17s for Band 1 Urgent Courses	7	152	4.6%	8.3%	8.2%	9.2%
% of FP17s Relating to Free Repair or Replacements	0	152	0.0%	0.7%	0.7%	0.7%
% of FP17s Relating to Continuations	0	152	0.0%	0.8%	0.8%	0.8%
% of Patients satisfied with the dentistry they have received	0	0	N/A	91.5%	93.2%	93.5%
% of Patients satisfied with the time they had to wait for an appointment	0	0	N/A	86.4%	88.5%	87.4%

* This is based on patients treated on this contract for their most recent course of treatment. Figures in italics indicate the base number of FP17s or Patient Questionnaire responses are less than 100. N/A is shown where the base number of responses is less than 10 during the period. % is calculated as Quantity/Base number*100

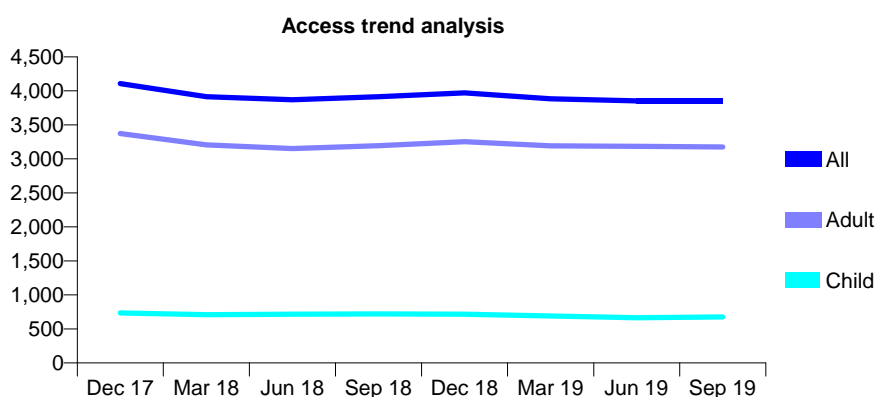
Q59 - Vital Signs At a Glance Contract Report for 237833/0004 - September 2019

Name or company name	MR MP GOKANI
Contract type name	GDS Contract
Purpose of contract	General
Contract start date	01/04/2009
Contract end date	

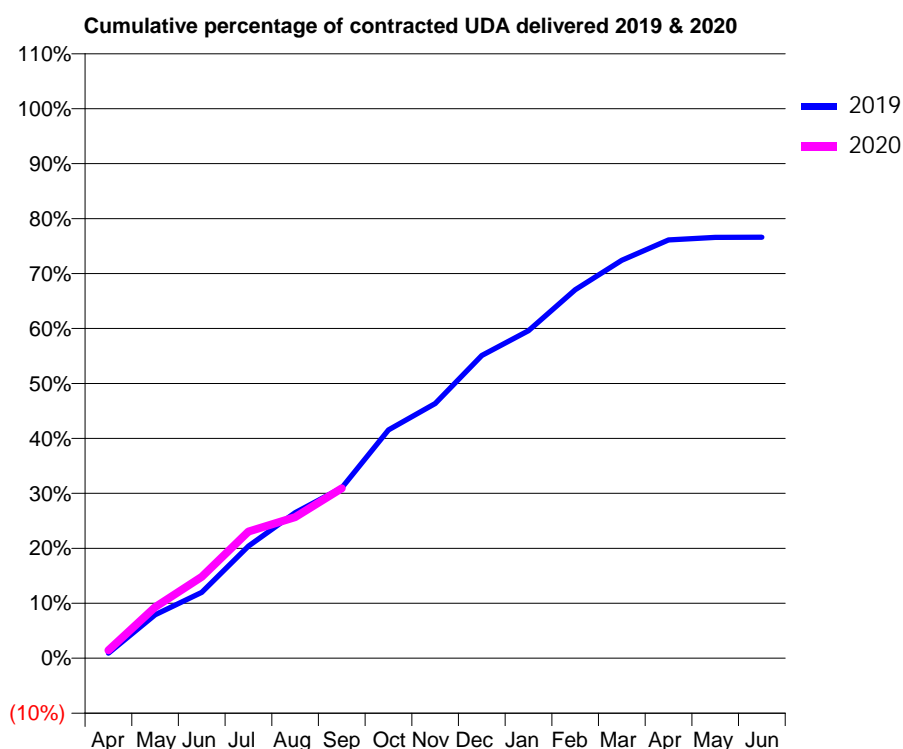
19/20 Contracted general activity (UDA)	10,479
Carry forward general activity (UDA)	0
19/20 Contracted orthodontic activity (UOA)	0
Carry forward orthodontic activity (UOA)	0
Baseline contract value	£301,923.10

ACCESS*

Patients seen in 24 months	Total	Change since previous quarter
Quarter ending September 2018	3,914	
Quarter ending December 2018	3,969	→
Quarter ending March 2019	3,884	↓
Quarter ending June 2019	3,851	→
Quarter ending September 2019	3,853	→
Variance since September 2018	(1.6%)	↓



ACTIVITY



Month	2019	2020
April	99	151
May	828	976
June	1,256	1,552
July	2,138	2,415
August	2,775	2,689
September	3,250	3,239
October	4,353	
November	4,855	
December	5,775	
January	6,245	
February	7,027	
March	7,589	
April	7,976	
May	8,025	
June	8,028	

QUALITY

	Quantity	Base Number	Contract	AT	Region	England
% of FP17s for the same patient ID Re-attending within 3 months - Children	10	394	2.5%	9.5%	11.3%	11.5%
% of FP17s for the same patient ID Re-attending within 3 months - Adults	226	1,593	14.2%	13.8%	14.7%	15.4%
% of FP17s for the same patient ID Re-attending between 3 & 9 months - Children	209	394	53.0%	62.3%	60.8%	59.7%
% of FP17s for the same patient ID Re-attending between 3 & 9 months - Adults	519	1,593	32.6%	53.1%	52.8%	51.7%
% of FP17s for Band 1 Urgent Courses	197	1,743	11.3%	8.3%	8.2%	9.2%
% of FP17s Relating to Free Repair or Replacements	32	1,743	1.8%	0.7%	0.7%	0.7%
% of FP17s Relating to Continuations	9	1,743	0.5%	0.8%	0.8%	0.8%
% of Patients satisfied with the dentistry they have received	2	2	N/A	91.5%	93.2%	93.5%
% of Patients satisfied with the time they had to wait for an appointment	2	2	N/A	86.4%	88.5%	87.4%

* This is based on patients treated on this contract for their most recent course of treatment.

Figures in italics indicate the base number of FP17s or Patient Questionnaire responses are less than 100. N/A is shown where the base number of responses is less than 10 during the period. % is calculated as Quantity/Base number*100

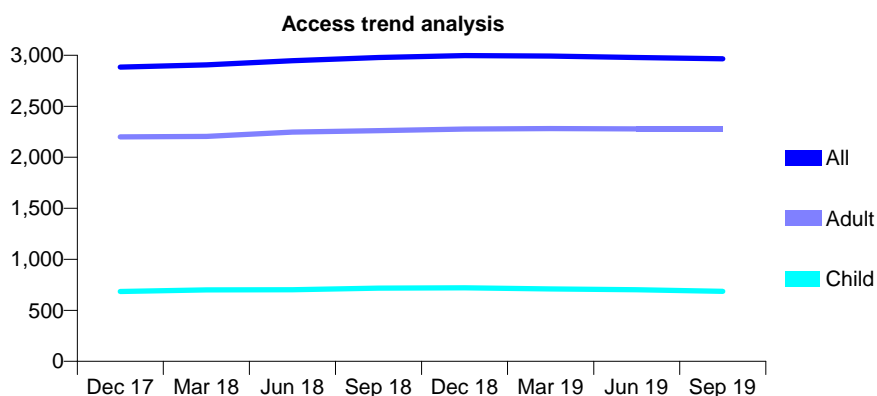
Q59 - Vital Signs At a Glance Contract Report for 244171/0005 - September 2019

Name or company name	MRS GK PALAHEY
Contract type name	GDS Contract
Purpose of contract	General
Contract start date	01/05/2014
Contract end date	

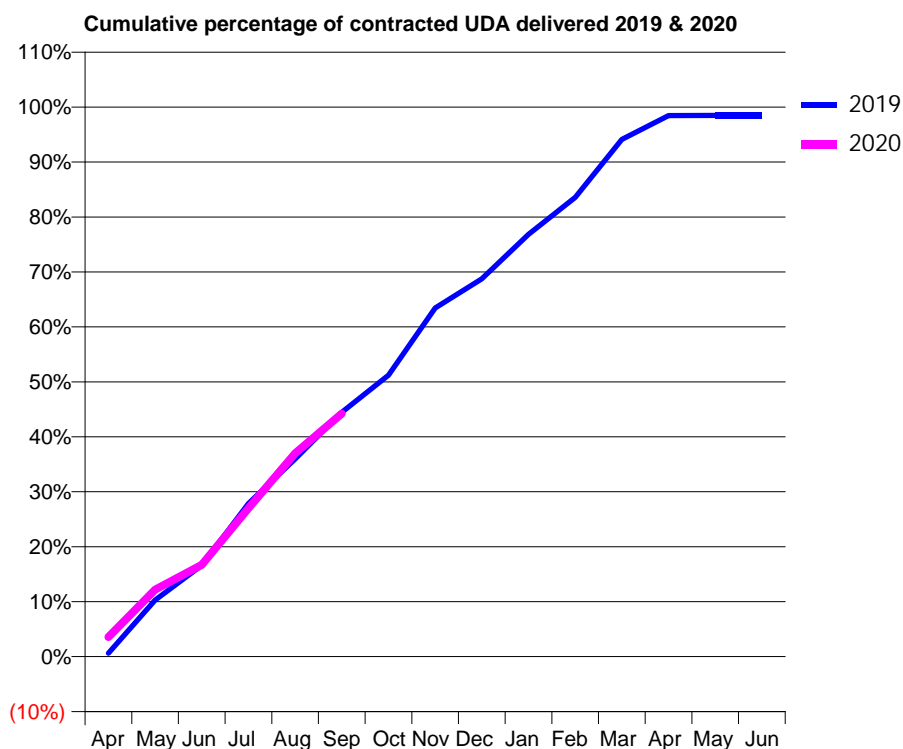
19/20 Contracted general activity (UDA)	6,887
Carry forward general activity (UDA)	0
19/20 Contracted orthodontic activity (UOA)	0
Carry forward orthodontic activity (UOA)	0
Baseline contract value	£162,125.17

ACCESS*

Patients seen in 24 months	Total	Change since previous quarter
Quarter ending September 2018	2,978	
Quarter ending December 2018	2,997	→
Quarter ending March 2019	2,993	→
Quarter ending June 2019	2,979	→
Quarter ending September 2019	2,965	→
Variance since September 2018	(0.4%)	→



ACTIVITY



Month	Adjusted Scheduled Activity (UDA)	
	2019	2020
April	45	247
May	709	840
June	1,143	1,150
July	1,919	1,861
August	2,477	2,549
September	3,062	3,046
October	3,527	
November	4,369	
December	4,734	
January	5,292	
February	5,756	
March	6,480	
April	6,779	
May	6,782	
June	6,782	

QUALITY

	Quantity	Base Number	Contract	AT	Region	England
% of FP17s for the same patient ID Re-attending within 3 months - Children	33	517	6.4%	9.5%	11.3%	11.5%
% of FP17s for the same patient ID Re-attending within 3 months - Adults	178	1,613	11.0%	13.8%	14.7%	15.4%
% of FP17s for the same patient ID Re-attending between 3 & 9 months - Children	340	517	65.8%	62.3%	60.8%	59.7%
% of FP17s for the same patient ID Re-attending between 3 & 9 months - Adults	1,048	1,613	65.0%	53.1%	52.8%	51.7%
% of FP17s for Band 1 Urgent Courses	154	2,001	7.7%	8.3%	8.2%	9.2%
% of FP17s Relating to Free Repair or Replacements	17	2,001	0.8%	0.7%	0.7%	0.7%
% of FP17s Relating to Continuations	12	2,001	0.6%	0.8%	0.8%	0.8%
% of Patients satisfied with the dentistry they have received	1	1	N/A	91.5%	93.2%	93.5%
% of Patients satisfied with the time they had to wait for an appointment	1	1	N/A	86.4%	88.5%	87.4%

* This is based on patients treated on this contract for their most recent course of treatment. Figures in italics indicate the base number of FP17s or Patient Questionnaire responses are less than 100. N/A is shown where the base number of responses is less than 10 during the period. % is calculated as Quantity/Base number*100

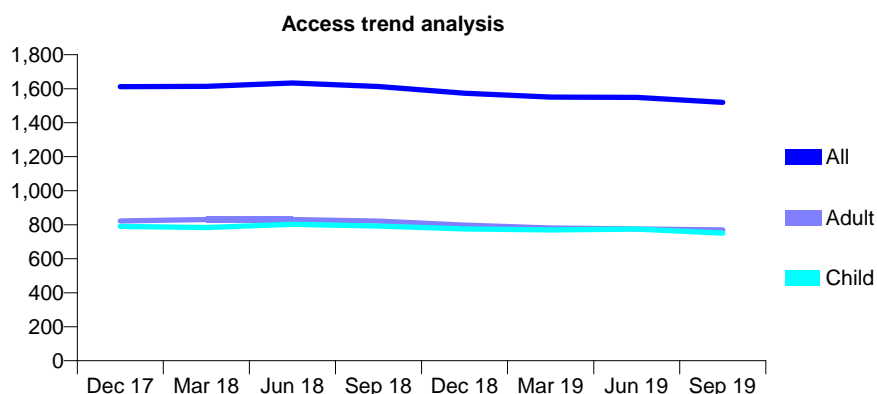
Q59 - Vital Signs At a Glance Contract Report for 257117/0001 - September 2019

Name or company name	MR NG PATEL
Contract type name	GDS Contract
Purpose of contract	General
Contract start date	01/12/2012
Contract end date	

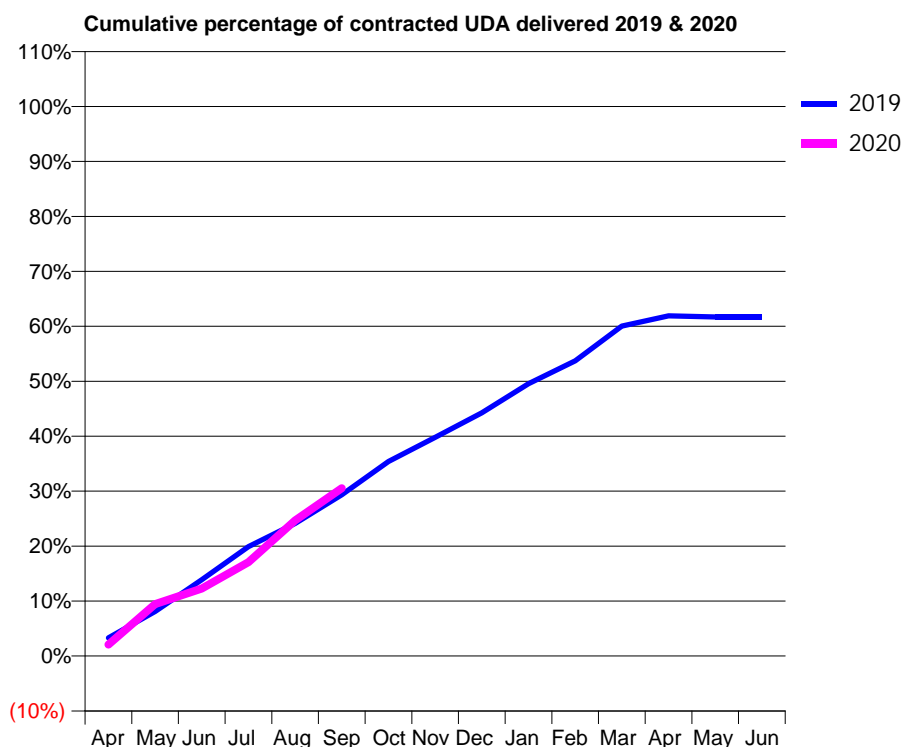
19/20 Contracted general activity (UDA)	6,256
Carry forward general activity (UDA)	0
19/20 Contracted orthodontic activity (UOA)	0
Carry forward orthodontic activity (UOA)	0
Baseline contract value	£165,868.52

ACCESS*

Patients seen in 24 months	Total	Change since previous quarter
Quarter ending September 2018	1,613	
Quarter ending December 2018	1,573	↓
Quarter ending March 2019	1,551	↓
Quarter ending June 2019	1,549	→
Quarter ending September 2019	1,520	↓
Variance since September 2018	(5.8%)	↓



ACTIVITY



Month	Adjusted Scheduled Activity (UDA)	
	2019	2020
April	207	130
May	508	592
June	869	769
July	1,246	1,070
August	1,510	1,544
September	1,836	1,911
October	2,214	
November	2,491	
December	2,769	
January	3,100	
February	3,361	
March	3,757	
April	3,872	
May	3,860	
June	3,860	

QUALITY

	Quantity	Base Number	Contract	AT	Region	England
% of FP17s for the same patient ID Re-attending within 3 months - Children	38	664	5.7%	9.5%	11.3%	11.5%
% of FP17s for the same patient ID Re-attending within 3 months - Adults	87	565	15.4%	13.8%	14.7%	15.4%
% of FP17s for the same patient ID Re-attending between 3 & 9 months - Children	495	664	74.5%	62.3%	60.8%	59.7%
% of FP17s for the same patient ID Re-attending between 3 & 9 months - Adults	368	565	65.1%	53.1%	52.8%	51.7%
% of FP17s for Band 1 Urgent Courses	51	1,170	4.4%	8.3%	8.2%	9.2%
% of FP17s Relating to Free Repair or Replacements	1	1,170	0.1%	0.7%	0.7%	0.7%
% of FP17s Relating to Continuations	3	1,170	0.3%	0.8%	0.8%	0.8%
% of Patients satisfied with the dentistry they have received	0	0	N/A	91.5%	93.2%	93.5%
% of Patients satisfied with the time they had to wait for an appointment	0	0	N/A	86.4%	88.5%	87.4%

* This is based on patients treated on this contract for their most recent course of treatment. Figures in italics indicate the base number of FP17s or Patient Questionnaire responses are less than 100. N/A is shown where the base number of responses is less than 10 during the period. % is calculated as Quantity/Base number*100

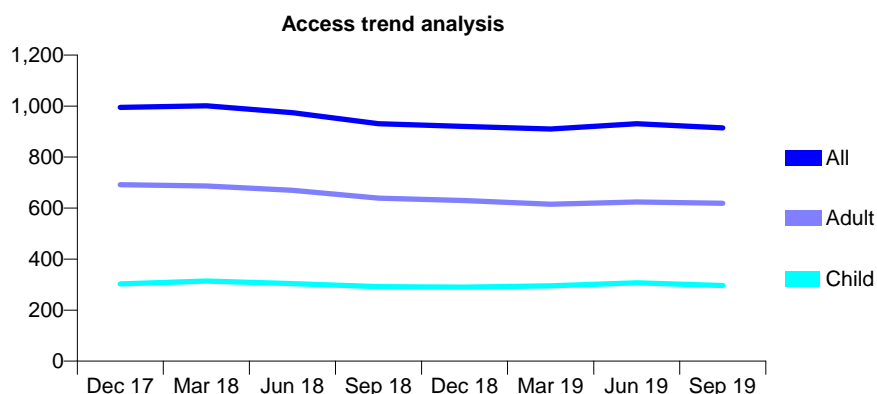
Q59 - Vital Signs At a Glance Contract Report for 264245/0003 - September 2019

Name or company name	MR P PATEL
Contract type name	GDS Contract
Purpose of contract	General
Contract start date	27/08/2014
Contract end date	

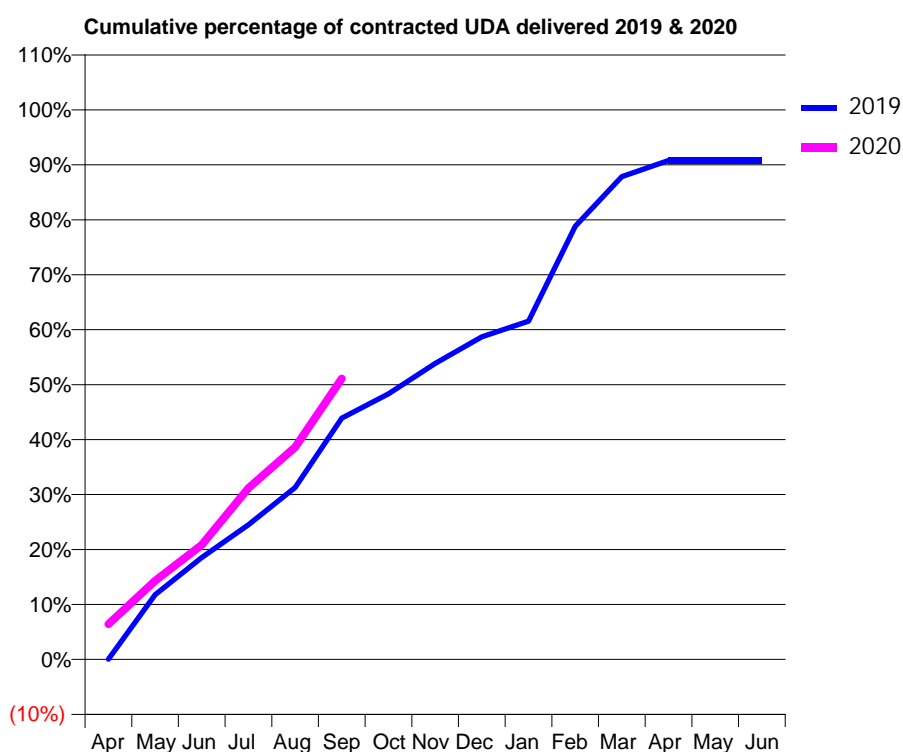
19/20 Contracted general activity (UDA)	2,480
Carry forward general activity (UDA)	0
19/20 Contracted orthodontic activity (UOA)	0
Carry forward orthodontic activity (UOA)	0
Baseline contract value	£58,137.77

ACCESS*

Patients seen in 24 months	Total	Change since previous quarter
Quarter ending September 2018	931	
Quarter ending December 2018	920	↓
Quarter ending March 2019	910	↓
Quarter ending June 2019	931	↑
Quarter ending September 2019	915	↓
Variance since September 2018	(1.7%)	↓



ACTIVITY



Month	2019	2020
April	1	159
May	292	355
June	460	517
July	608	773
August	776	958
September	1,089	1,267
October	1,198	
November	1,336	
December	1,456	
January	1,527	
February	1,955	
March	2,178	
April	2,252	
May	2,252	
June	2,252	

QUALITY

	Quantity	Base Number	Contract	AT	Region	England
% of FP17s for the same patient ID Re-attending within 3 months - Children	19	255	7.5%	9.5%	11.3%	11.5%
% of FP17s for the same patient ID Re-attending within 3 months - Adults	63	429	14.7%	13.8%	14.7%	15.4%
% of FP17s for the same patient ID Re-attending between 3 & 9 months - Children	156	255	61.2%	62.3%	60.8%	59.7%
% of FP17s for the same patient ID Re-attending between 3 & 9 months - Adults	232	429	54.1%	53.1%	52.8%	51.7%
% of FP17s for Band 1 Urgent Courses	28	643	4.4%	8.3%	8.2%	9.2%
% of FP17s Relating to Free Repair or Replacements	10	643	1.6%	0.7%	0.7%	0.7%
% of FP17s Relating to Continuations	8	643	1.2%	0.8%	0.8%	0.8%
% of Patients satisfied with the dentistry they have received	0	0	N/A	91.5%	93.2%	93.5%
% of Patients satisfied with the time they had to wait for an appointment	0	0	N/A	86.4%	88.5%	87.4%

* This is based on patients treated on this contract for their most recent course of treatment. Figures in italics indicate the base number of FP17s or Patient Questionnaire responses are less than 100. N/A is shown where the base number of responses is less than 10 during the period. % is calculated as Quantity/Base number*100

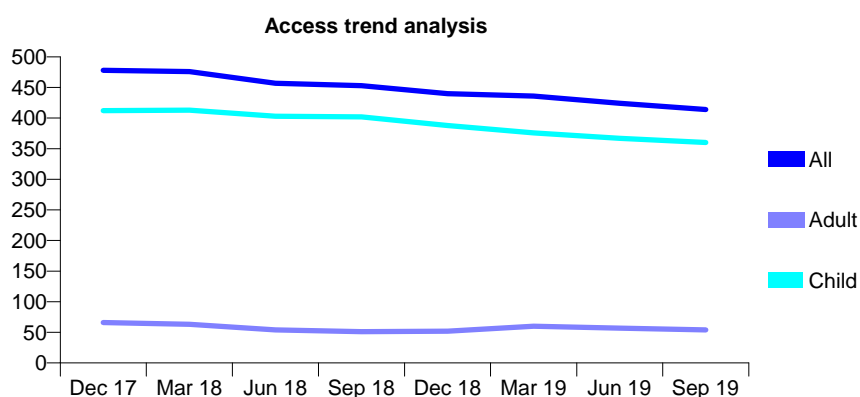
Q59 - Vital Signs At a Glance Contract Report for 299154/0001 - September 2019

Name or company name	MR C KHELA
Contract type name	GDS Contract
Purpose of contract	General
Contract start date	01/05/2011
Contract end date	

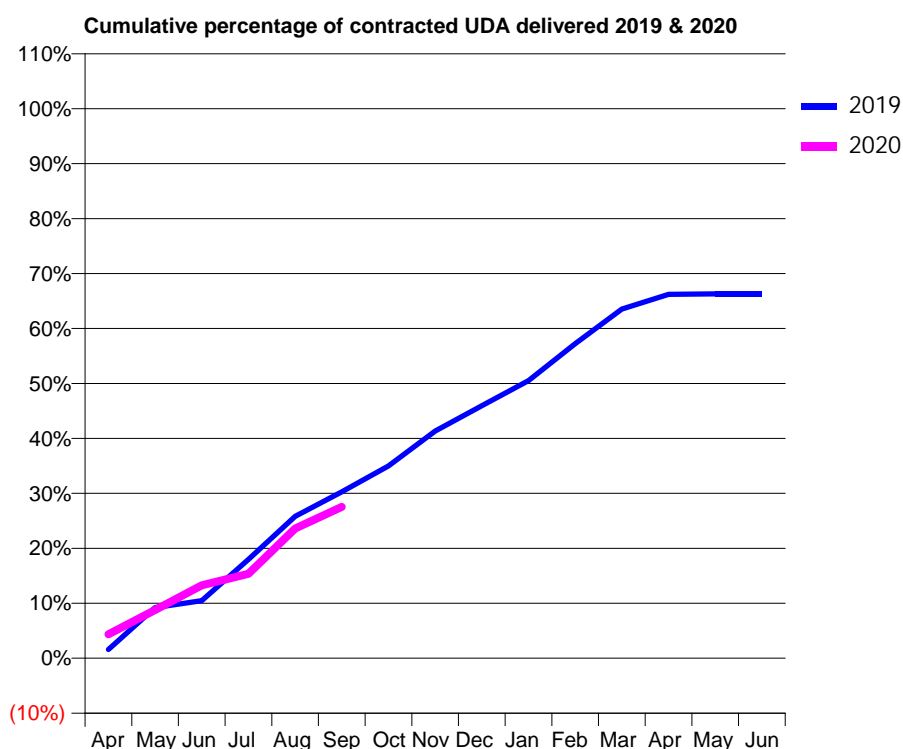
19/20 Contracted general activity (UDA)	1,430
Carry forward general activity (UDA)	0
19/20 Contracted orthodontic activity (UOA)	0
Carry forward orthodontic activity (UOA)	0
Baseline contract value	£34,594.95

ACCESS*

Patients seen in 24 months	Total	Change since previous quarter
Quarter ending September 2018	453	
Quarter ending December 2018	440	↓
Quarter ending March 2019	436	→
Quarter ending June 2019	424	↓
Quarter ending September 2019	414	↓
Variance since September 2018	(8.6%)	↓



ACTIVITY



Month	2019	2020
April	23	62
May	132	126
June	150	190
July	257	220
August	369	337
September	433	394
October	500	
November	591	
December	657	
January	722	
February	818	
March	909	
April	947	
May	948	
June	948	

QUALITY

	Quantity	Base Number	Contract	AT	Region	England
% of FP17s for the same patient ID Re-attending within 3 months - Children	32	344	9.3%	9.5%	11.3%	11.5%
% of FP17s for the same patient ID Re-attending within 3 months - Adults	0	0	N/A	13.8%	14.7%	15.4%
% of FP17s for the same patient ID Re-attending between 3 & 9 months - Children	213	344	61.9%	62.3%	60.8%	59.7%
% of FP17s for the same patient ID Re-attending between 3 & 9 months - Adults	0	0	N/A	53.1%	52.8%	51.7%
% of FP17s for Band 1 Urgent Courses	13	315	4.1%	8.3%	8.2%	9.2%
% of FP17s Relating to Free Repair or Replacements	0	315	0.0%	0.7%	0.7%	0.7%
% of FP17s Relating to Continuations	0	315	0.0%	0.8%	0.8%	0.8%
% of Patients satisfied with the dentistry they have received	0	0	N/A	91.5%	93.2%	93.5%
% of Patients satisfied with the time they had to wait for an appointment	0	0	N/A	86.4%	88.5%	87.4%

* This is based on patients treated on this contract for their most recent course of treatment.

Figures in italics indicate the base number of FP17s or Patient Questionnaire responses are less than 100. N/A is shown where the base number of responses is less than 10 during the period. % is calculated as Quantity/Base number*100

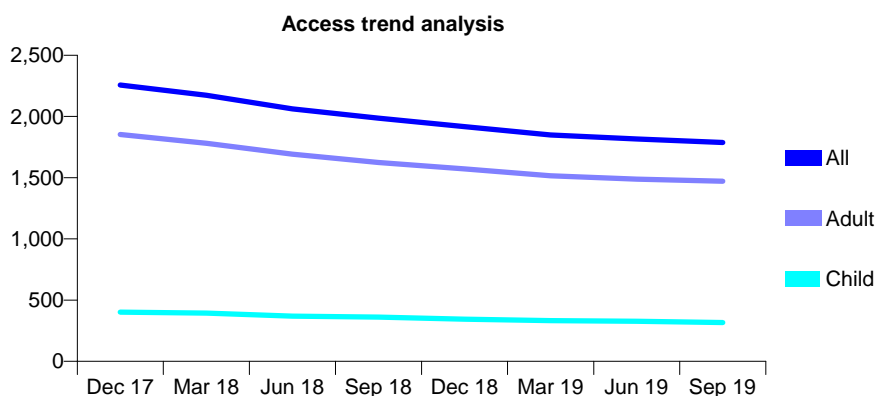
Q59 - Vital Signs At a Glance Contract Report for 306975/0001 - September 2019

Name or company name	MR NA TAYLOR
Contract type name	GDS Contract
Purpose of contract	General
Contract start date	01/04/2006
Contract end date	

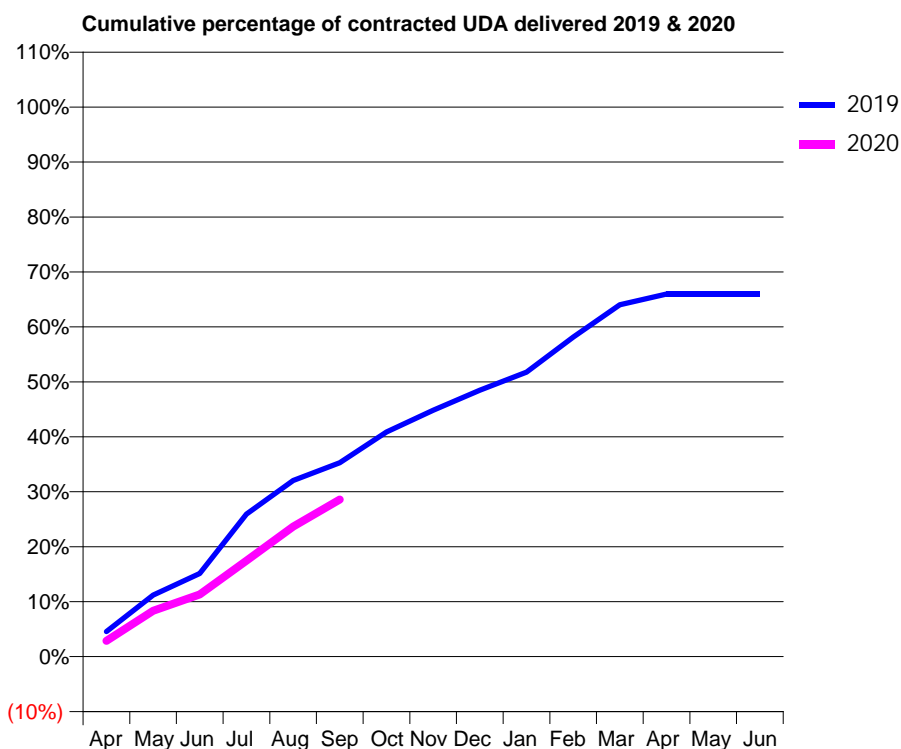
19/20 Contracted general activity (UDA)	6,493
Carry forward general activity (UDA)	0
19/20 Contracted orthodontic activity (UOA)	0
Carry forward orthodontic activity (UOA)	0
Baseline contract value	£181,455.49

ACCESS*

Patients seen in 24 months	Total	Change since previous quarter
Quarter ending September 2018	1,986	
Quarter ending December 2018	1,917	↓
Quarter ending March 2019	1,849	↓
Quarter ending June 2019	1,816	↓
Quarter ending September 2019	1,787	↓
Variance since September 2018	(10.0%)	↓



ACTIVITY



Month	Adjusted Scheduled Activity (UDA)	
	2019	2020
April	297	187
May	727	541
June	982	735
July	1,684	1,134
August	2,080	1,537
September	2,291	1,855
October	2,654	
November	2,910	
December	3,148	
January	3,362	
February	3,776	
March	4,157	
April	4,284	
May	4,284	
June	4,284	

QUALITY

	Quantity	Base Number	Contract	AT	Region	England
% of FP17s for the same patient ID Re-attending within 3 months - Children	20	263	7.6%	9.5%	11.3%	11.5%
% of FP17s for the same patient ID Re-attending within 3 months - Adults	122	869	14.0%	13.8%	14.7%	15.4%
% of FP17s for the same patient ID Re-attending between 3 & 9 months - Children	165	263	62.7%	62.3%	60.8%	59.7%
% of FP17s for the same patient ID Re-attending between 3 & 9 months - Adults	430	869	49.5%	53.1%	52.8%	51.7%
% of FP17s for Band 1 Urgent Courses	119	1,070	11.1%	8.3%	8.2%	9.2%
% of FP17s Relating to Free Repair or Replacements	7	1,070	0.7%	0.7%	0.7%	0.7%
% of FP17s Relating to Continuations	30	1,070	2.8%	0.8%	0.8%	0.8%
% of Patients satisfied with the dentistry they have received	0	0	N/A	91.5%	93.2%	93.5%
% of Patients satisfied with the time they had to wait for an appointment	0	0	N/A	86.4%	88.5%	87.4%

* This is based on patients treated on this contract for their most recent course of treatment. Figures in italics indicate the base number of FP17s or Patient Questionnaire responses are less than 100. N/A is shown where the base number of responses is less than 10 during the period. % is calculated as Quantity/Base number*100

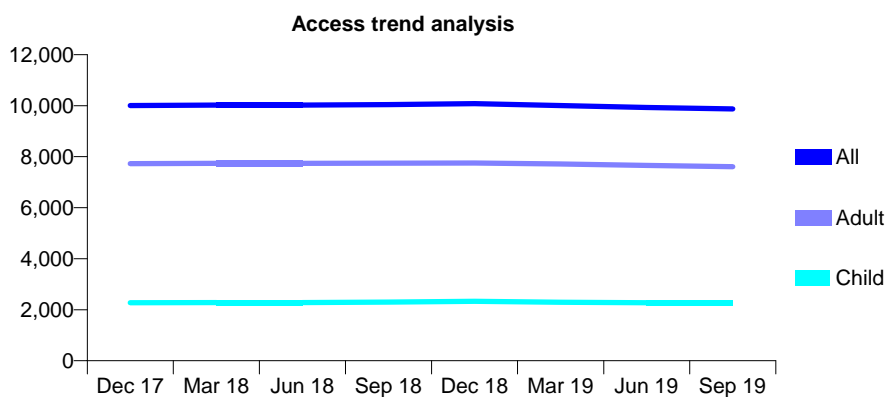
Q59 - Vital Signs At a Glance Contract Report for 320102/0001 - September 2019

Name or company name	MR MK SHAH
Contract type name	GDS Contract
Purpose of contract	General
Contract start date	01/04/2006
Contract end date	

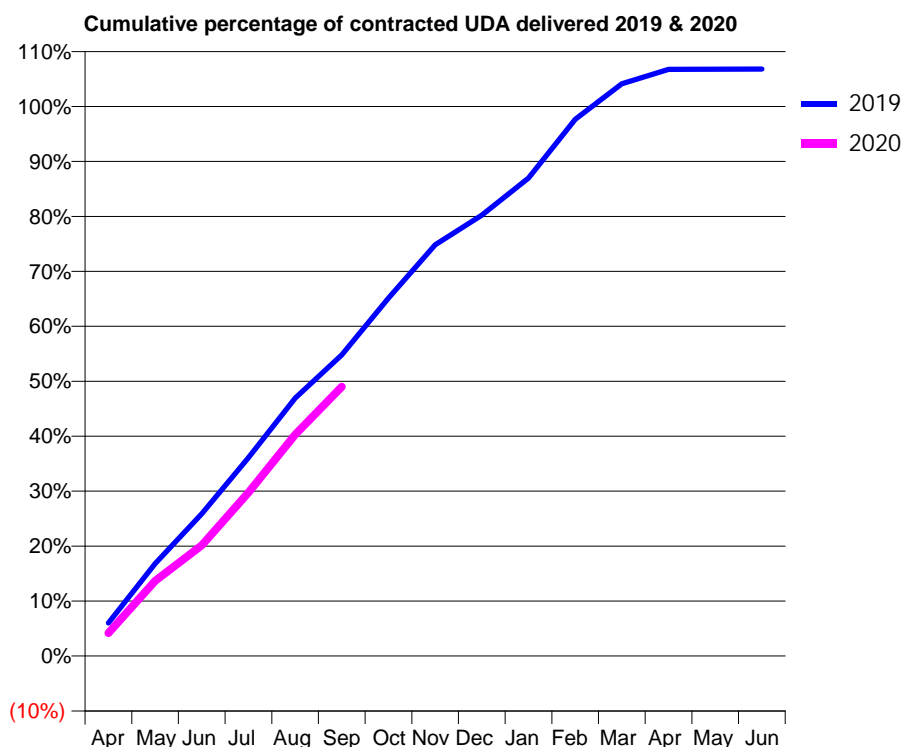
19/20 Contracted general activity (UDA)	22,132
Carry forward general activity (UDA)	0
19/20 Contracted orthodontic activity (UOA)	0
Carry forward orthodontic activity (UOA)	0
Baseline contract value	£539,965.62

ACCESS*

Patients seen in 24 months	Total	Change since previous quarter
Quarter ending September 2018	10,044	
Quarter ending December 2018	10,081	→
Quarter ending March 2019	10,006	→
Quarter ending June 2019	9,931	→
Quarter ending September 2019	9,876	→
Variance since September 2018	(1.7%)	↓



ACTIVITY



Month	Adjusted Scheduled Activity (UDA)	
	2019	2020
April	1,336	925
May	3,726	3,026
June	5,730	4,461
July	7,990	6,581
August	10,386	8,918
September	12,129	10,848
October	14,416	
November	16,560	
December	17,751	
January	19,249	
February	21,614	
March	23,045	
April	23,622	
May	23,636	
June	23,638	

QUALITY

	Quantity	Base Number	Contract	AT	Region	England
% of FP17s for the same patient ID Re-attending within 3 months - Children	73	1,735	4.2%	9.5%	11.3%	11.5%
% of FP17s for the same patient ID Re-attending within 3 months - Adults	501	5,400	9.3%	13.8%	14.7%	15.4%
% of FP17s for the same patient ID Re-attending between 3 & 9 months - Children	1,141	1,735	65.8%	62.3%	60.8%	59.7%
% of FP17s for the same patient ID Re-attending between 3 & 9 months - Adults	3,208	5,400	59.4%	53.1%	52.8%	51.7%
% of FP17s for Band 1 Urgent Courses	369	6,770	5.5%	8.3%	8.2%	9.2%
% of FP17s Relating to Free Repair or Replacements	41	6,770	0.6%	0.7%	0.7%	0.7%
% of FP17s Relating to Continuations	20	6,770	0.3%	0.8%	0.8%	0.8%
% of Patients satisfied with the dentistry they have received	1	1	N/A	91.5%	93.2%	93.5%
% of Patients satisfied with the time they had to wait for an appointment	1	1	N/A	86.4%	88.5%	87.4%

* This is based on patients treated on this contract for their most recent course of treatment.

Figures in italics indicate the base number of FP17s or Patient Questionnaire responses are less than 100. N/A is shown where the base number of responses is less than 10 during the period. % is calculated as Quantity/Base number*100

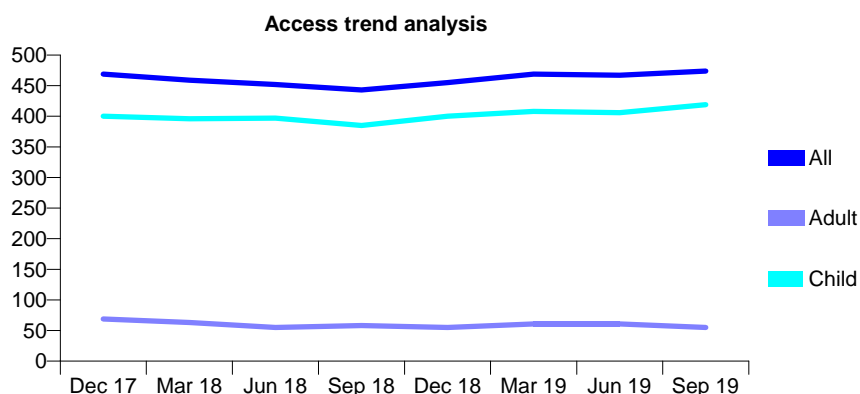
Q59 - Vital Signs At a Glance Contract Report for 324647/0001 - September 2019

Name or company name	Mr H Sehmi & Mrs Y Sehmi
Contract type name	GDS Contract
Purpose of contract	General
Contract start date	01/04/2006
Contract end date	

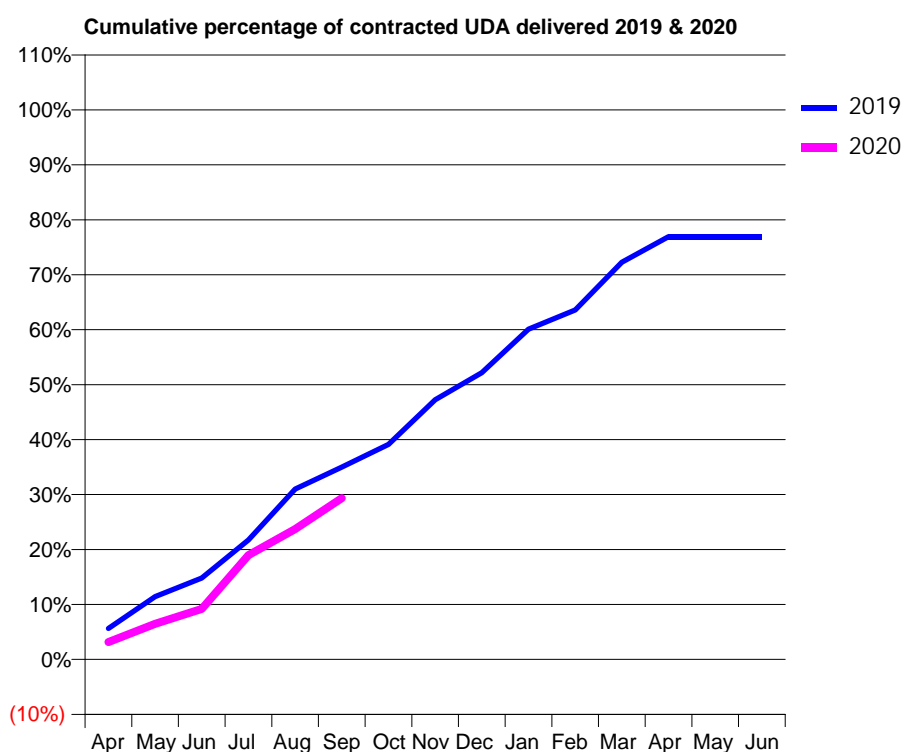
19/20 Contracted general activity (UDA)	1,329
Carry forward general activity (UDA)	0
19/20 Contracted orthodontic activity (UOA)	0
Carry forward orthodontic activity (UOA)	0
Baseline contract value	£29,707.10

ACCESS*

Patients seen in 24 months	Total	Change since previous quarter
Quarter ending September 2018	443	
Quarter ending December 2018	455	↑
Quarter ending March 2019	469	↑
Quarter ending June 2019	467	→
Quarter ending September 2019	474	→
Variance since September 2018	7.0%	↑



ACTIVITY



Adjusted Scheduled Activity (UDA)		
Month	2019	2020
April	75	42
May	152	86
June	197	122
July	289	252
August	412	315
September	465	390
October	520	
November	628	
December	693	
January	799	
February	845	
March	960	
April	1,022	
May	1,022	
June	1,022	

QUALITY

	Quantity	Base Number	Contract	AT	Region	England
% of FP17s for the same patient ID Re-attending within 3 months - Children	20	343	5.8%	9.5%	11.3%	11.5%
% of FP17s for the same patient ID Re-attending within 3 months - Adults	0	0	N/A	13.8%	14.7%	15.4%
% of FP17s for the same patient ID Re-attending between 3 & 9 months - Children	260	343	75.8%	62.3%	60.8%	59.7%
% of FP17s for the same patient ID Re-attending between 3 & 9 months - Adults	0	0	N/A	53.1%	52.8%	51.7%
% of FP17s for Band 1 Urgent Courses	1	296	0.3%	8.3%	8.2%	9.2%
% of FP17s Relating to Free Repair or Replacements	0	296	0.0%	0.7%	0.7%	0.7%
% of FP17s Relating to Continuations	3	296	1.0%	0.8%	0.8%	0.8%
% of Patients satisfied with the dentistry they have received	0	0	N/A	91.5%	93.2%	93.5%
% of Patients satisfied with the time they had to wait for an appointment	0	0	N/A	86.4%	88.5%	87.4%

* This is based on patients treated on this contract for their most recent course of treatment. Figures in italics indicate the base number of FP17s or Patient Questionnaire responses are less than 100. N/A is shown where the base number of responses is less than 10 during the period. % is calculated as Quantity/Base number*100

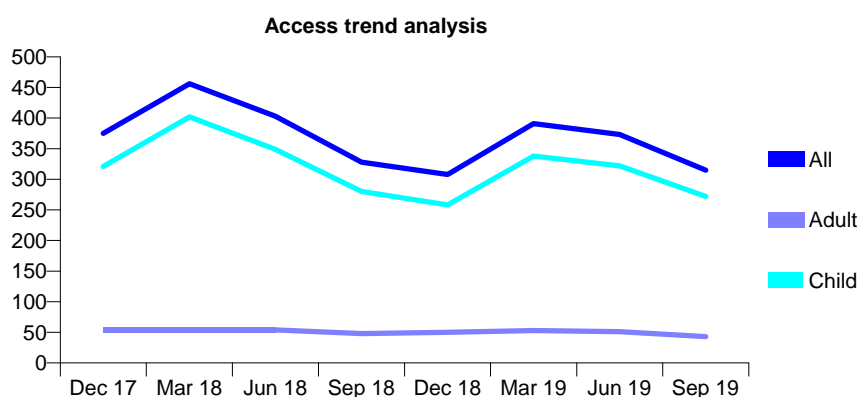
Q59 - Vital Signs At a Glance Contract Report for 326046/0001 - September 2019

Name or company name	MISS PJ HAMPTON
Contract type name	GDS Contract
Purpose of contract	General
Contract start date	01/04/2006
Contract end date	

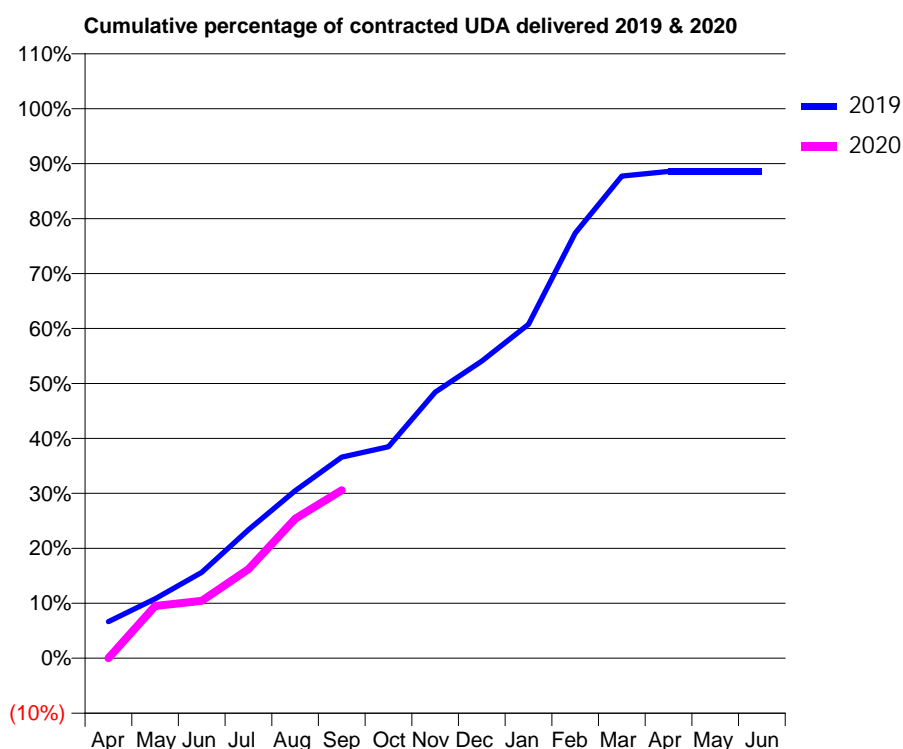
19/20 Contracted general activity (UDA)	750
Carry forward general activity (UDA)	0
19/20 Contracted orthodontic activity (UOA)	0
Carry forward orthodontic activity (UOA)	0
Baseline contract value	£18,304.76

ACCESS*

Patients seen in 24 months	Total	Change since previous quarter
Quarter ending September 2018	328	
Quarter ending December 2018	308	↓
Quarter ending March 2019	391	↑
Quarter ending June 2019	373	↓
Quarter ending September 2019	315	↓
Variance since September 2018	(4.0%)	↓



ACTIVITY



Month	2019	2020
April	50	0
May	81	71
June	117	78
July	175	121
August	229	190
September	275	229
October	289	
November	363	
December	405	
January	456	
February	580	
March	658	
April	664	
May	664	
June	664	

QUALITY

	Quantity	Base Number	Contract	AT	Region	England
% of FP17s for the same patient ID Re-attending within 3 months - Children	4	183	2.2%	9.5%	11.3%	11.5%
% of FP17s for the same patient ID Re-attending within 3 months - Adults	0	8	0.0%	13.8%	14.7%	15.4%
% of FP17s for the same patient ID Re-attending between 3 & 9 months - Children	127	183	69.4%	62.3%	60.8%	59.7%
% of FP17s for the same patient ID Re-attending between 3 & 9 months - Adults	7	8	87.5%	53.1%	52.8%	51.7%
% of FP17s for Band 1 Urgent Courses	6	185	3.2%	8.3%	8.2%	9.2%
% of FP17s Relating to Free Repair or Replacements	0	185	0.0%	0.7%	0.7%	0.7%
% of FP17s Relating to Continuations	0	185	0.0%	0.8%	0.8%	0.8%
% of Patients satisfied with the dentistry they have received	0	0	N/A	91.5%	93.2%	93.5%
% of Patients satisfied with the time they had to wait for an appointment	0	0	N/A	86.4%	88.5%	87.4%

* This is based on patients treated on this contract for their most recent course of treatment.

Figures in italics indicate the base number of FP17s or Patient Questionnaire responses are less than 100. N/A is shown where the base number of responses is less than 10 during the period. % is calculated as Quantity/Base number*100

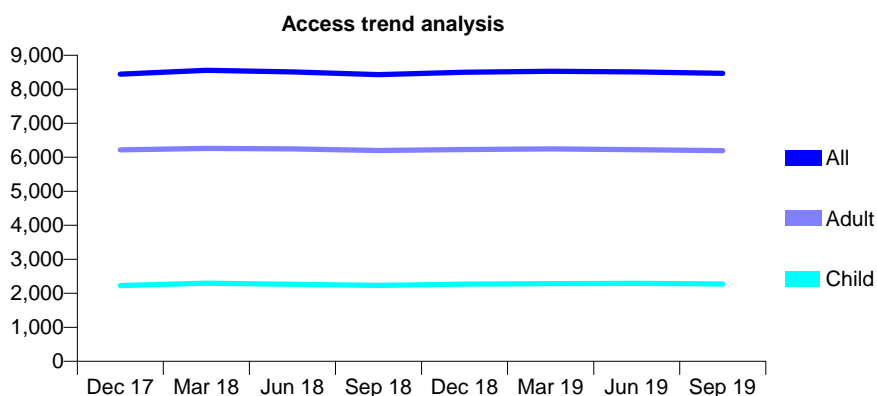
Q59 - Vital Signs At a Glance Contract Report for 332070/0001 - September 2019

Name or company name	MR S VYAS
Contract type name	GDS Contract
Purpose of contract	General
Contract start date	01/04/2006
Contract end date	

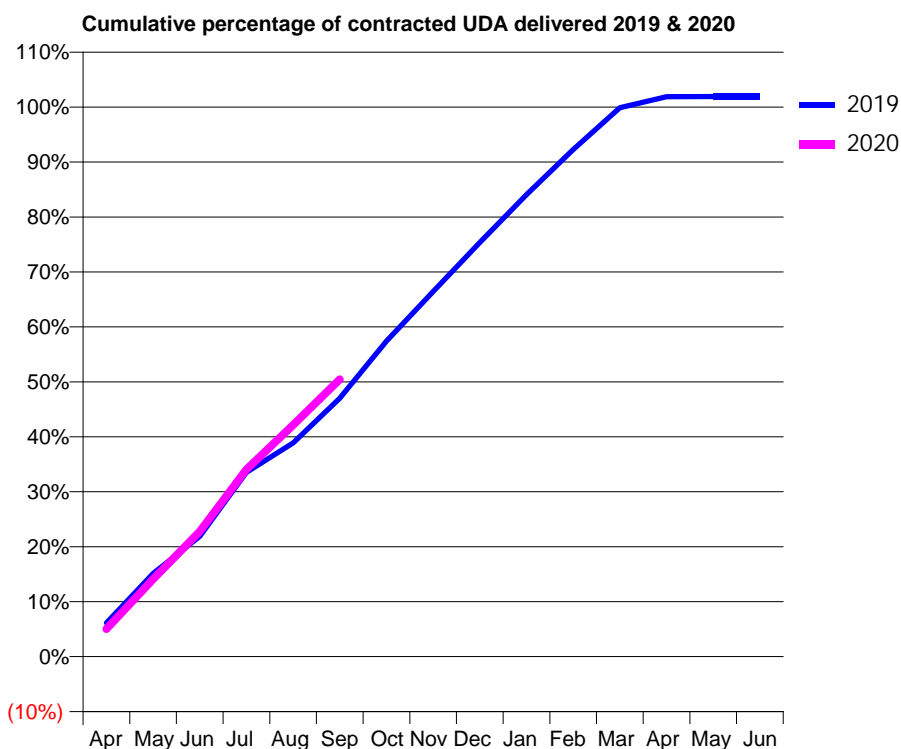
19/20 Contracted general activity (UDA)	19,509
Carry forward general activity (UDA)	0
19/20 Contracted orthodontic activity (UOA)	0
Carry forward orthodontic activity (UOA)	0
Baseline contract value	£547,415.31

ACCESS*

Patients seen in 24 months	Total	Change since previous quarter
Quarter ending September 2018	8,430	
Quarter ending December 2018	8,501	→
Quarter ending March 2019	8,531	→
Quarter ending June 2019	8,513	→
Quarter ending September 2019	8,469	→
Variance since September 2018	0.5%	→



ACTIVITY



Month	Adjusted Scheduled Activity (UDA)	
	2019	2020
April	1,195	983
May	2,951	2,755
June	4,271	4,443
July	6,544	6,642
August	7,587	8,227
September	9,170	9,844
October	11,197	
November	12,960	
December	14,702	
January	16,403	
February	18,001	
March	19,484	
April	19,878	
May	19,880	
June	19,881	

QUALITY

	Quantity	Base Number	Contract	AT	Region	England
% of FP17s for the same patient ID Re-attending within 3 months - Children	84	1,873	4.5%	9.5%	11.3%	11.5%
% of FP17s for the same patient ID Re-attending within 3 months - Adults	193	3,413	5.7%	13.8%	14.7%	15.4%
% of FP17s for the same patient ID Re-attending between 3 & 9 months - Children	1,314	1,873	70.2%	62.3%	60.8%	59.7%
% of FP17s for the same patient ID Re-attending between 3 & 9 months - Adults	1,161	3,413	34.0%	53.1%	52.8%	51.7%
% of FP17s for Band 1 Urgent Courses	155	5,086	3.0%	8.3%	8.2%	9.2%
% of FP17s Relating to Free Repair or Replacements	13	5,086	0.3%	0.7%	0.7%	0.7%
% of FP17s Relating to Continuations	21	5,086	0.4%	0.8%	0.8%	0.8%
% of Patients satisfied with the dentistry they have received	2	2	N/A	91.5%	93.2%	93.5%
% of Patients satisfied with the time they had to wait for an appointment	2	2	N/A	86.4%	88.5%	87.4%

* This is based on patients treated on this contract for their most recent course of treatment. Figures in italics indicate the base number of FP17s or Patient Questionnaire responses are less than 100. N/A is shown where the base number of responses is less than 10 during the period. % is calculated as Quantity/Base number*100

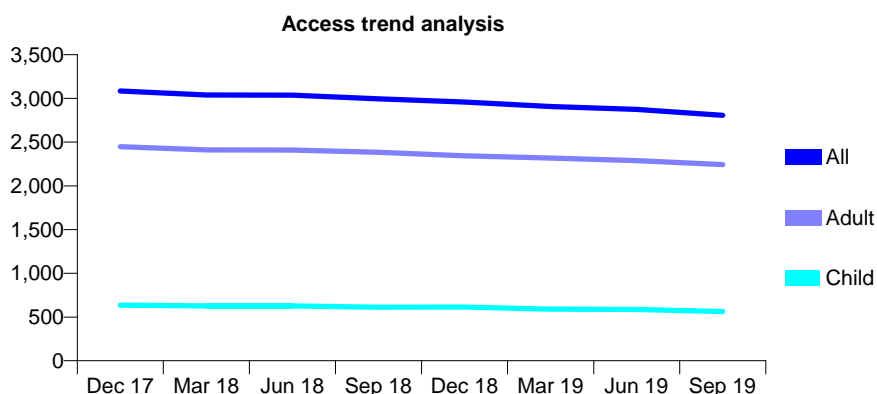
Q59 - Vital Signs At a Glance Contract Report for 335134/0001 - September 2019

Name or company name	MR PJ PATEL
Contract type name	GDS Contract
Purpose of contract	General
Contract start date	01/04/2006
Contract end date	

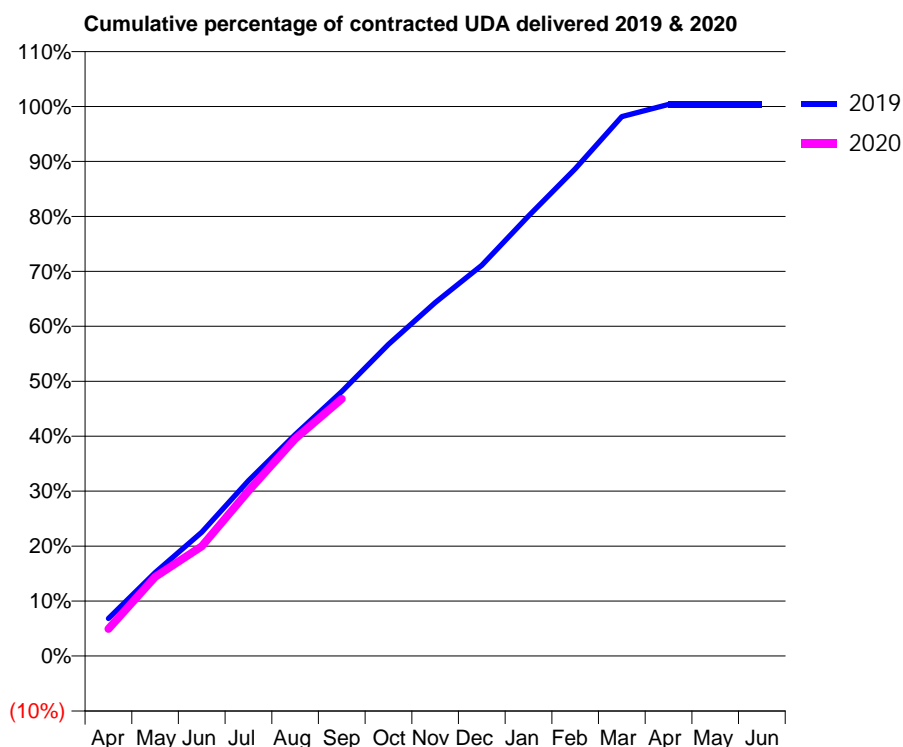
19/20 Contracted general activity (UDA)	11,623
Carry forward general activity (UDA)	0
19/20 Contracted orthodontic activity (UOA)	0
Carry forward orthodontic activity (UOA)	0
Baseline contract value	£341,465.07

ACCESS*

Patients seen in 24 months	Total	Change since previous quarter
Quarter ending September 2018	2,995	
Quarter ending December 2018	2,958	↓
Quarter ending March 2019	2,907	↓
Quarter ending June 2019	2,874	↓
Quarter ending September 2019	2,807	↓
Variance since September 2018	(6.3%)	↓



ACTIVITY



Month	Adjusted Scheduled Activity (UDA)	
	2019	2020
April	795	575
May	1,768	1,674
June	2,620	2,321
July	3,707	3,492
August	4,683	4,597
September	5,594	5,441
October	6,594	
November	7,475	
December	8,266	
January	9,305	
February	10,304	
March	11,408	
April	11,666	
May	11,665	
June	11,665	

QUALITY

	Quantity	Base Number	Contract	AT	Region	England
% of FP17s for the same patient ID Re-attending within 3 months - Children	24	520	4.6%	9.5%	11.3%	11.5%
% of FP17s for the same patient ID Re-attending within 3 months - Adults	271	2,409	11.2%	13.8%	14.7%	15.4%
% of FP17s for the same patient ID Re-attending between 3 & 9 months - Children	465	520	89.4%	62.3%	60.8%	59.7%
% of FP17s for the same patient ID Re-attending between 3 & 9 months - Adults	1,967	2,409	81.7%	53.1%	52.8%	51.7%
% of FP17s for Band 1 Urgent Courses	103	2,794	3.7%	8.3%	8.2%	9.2%
% of FP17s Relating to Free Repair or Replacements	19	2,794	0.7%	0.7%	0.7%	0.7%
% of FP17s Relating to Continuations	55	2,794	2.0%	0.8%	0.8%	0.8%
% of Patients satisfied with the dentistry they have received	1	1	N/A	91.5%	93.2%	93.5%
% of Patients satisfied with the time they had to wait for an appointment	1	1	N/A	86.4%	88.5%	87.4%

* This is based on patients treated on this contract for their most recent course of treatment. Figures in italics indicate the base number of FP17s or Patient Questionnaire responses are less than 100. N/A is shown where the base number of responses is less than 10 during the period. % is calculated as Quantity/Base number*100

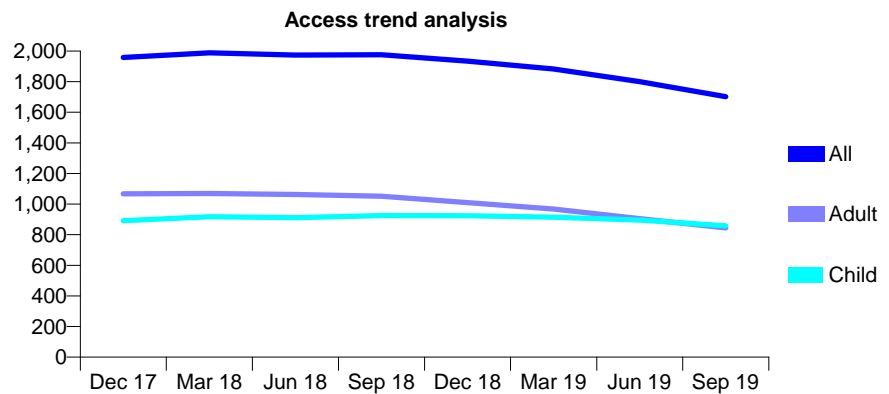
Q59 - Vital Signs At a Glance Contract Report for 342645/0001 - September 2019

Name or company name	MR AM HATHIARI
Contract type name	GDS Contract
Purpose of contract	General
Contract start date	04/02/2011
Contract end date	

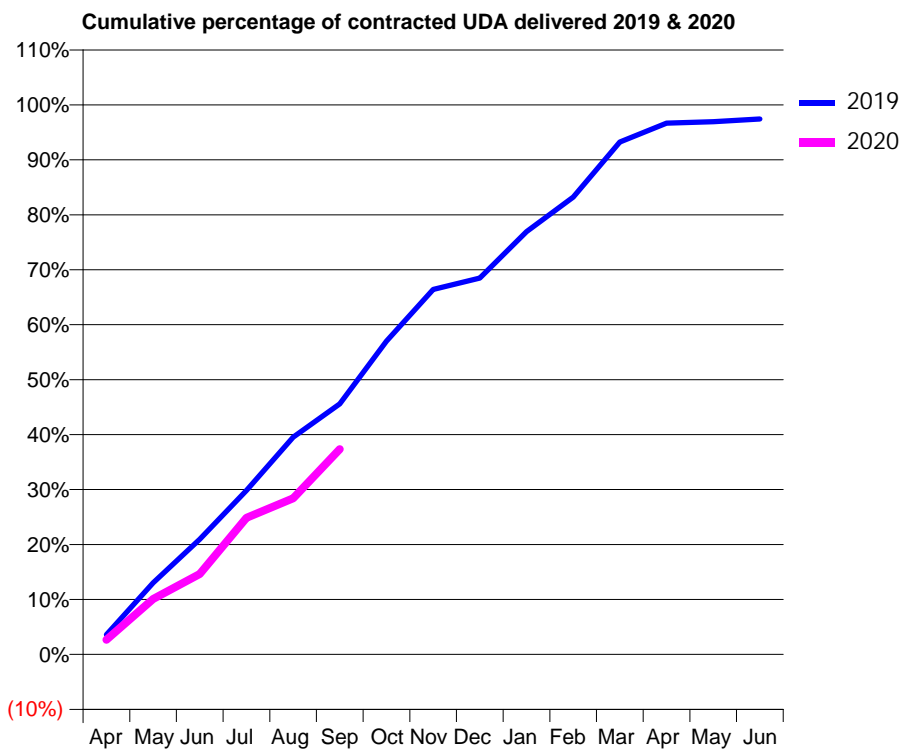
19/20 Contracted general activity (UDA)	4,311
Carry forward general activity (UDA)	0
19/20 Contracted orthodontic activity (UOA)	0
Carry forward orthodontic activity (UOA)	0
Baseline contract value	£98,699.88

ACCESS*

Patients seen in 24 months	Total	Change since previous quarter
Quarter ending September 2018	1,976	
Quarter ending December 2018	1,934	↓
Quarter ending March 2019	1,883	↓
Quarter ending June 2019	1,800	↓
Quarter ending September 2019	1,702	↓
Variance since September 2018	(13.9%)	↓



ACTIVITY



Month	2019	2020
April	155	115
May	562	436
June	903	631
July	1,287	1,072
August	1,705	1,224
September	1,965	1,610
October	2,458	
November	2,863	
December	2,953	
January	3,317	
February	3,587	
March	4,020	
April	4,167	
May	4,179	
June	4,200	

QUALITY

	Quantity	Base Number	Contract	AT	Region	England
% of FP17s for the same patient ID Re-attending within 3 months - Children	21	434	4.8%	9.5%	11.3%	11.5%
% of FP17s for the same patient ID Re-attending within 3 months - Adults	49	356	13.8%	13.8%	14.7%	15.4%
% of FP17s for the same patient ID Re-attending between 3 & 9 months - Children	194	434	44.7%	62.3%	60.8%	59.7%
% of FP17s for the same patient ID Re-attending between 3 & 9 months - Adults	157	356	44.1%	53.1%	52.8%	51.7%
% of FP17s for Band 1 Urgent Courses	1	700	0.1%	8.3%	8.2%	9.2%
% of FP17s Relating to Free Repair or Replacements	0	700	0.0%	0.7%	0.7%	0.7%
% of FP17s Relating to Continuations	1	700	0.1%	0.8%	0.8%	0.8%
% of Patients satisfied with the dentistry they have received	1	2	N/A	91.5%	93.2%	93.5%
% of Patients satisfied with the time they had to wait for an appointment	2	2	N/A	86.4%	88.5%	87.4%

* This is based on patients treated on this contract for their most recent course of treatment. Figures in italics indicate the base number of FP17s or Patient Questionnaire responses are less than 100. N/A is shown where the base number of responses is less than 10 during the period. % is calculated as Quantity/Base number*100

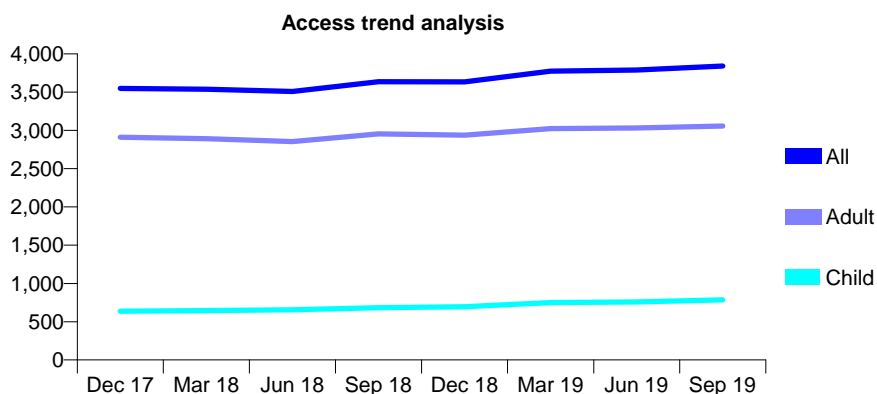
Q59 - Vital Signs At a Glance Contract Report for 363669/0003 - September 2019

Name or company name	MR TG OYEDELE
Contract type name	GDS Contract
Purpose of contract	General
Contract start date	01/02/2012
Contract end date	

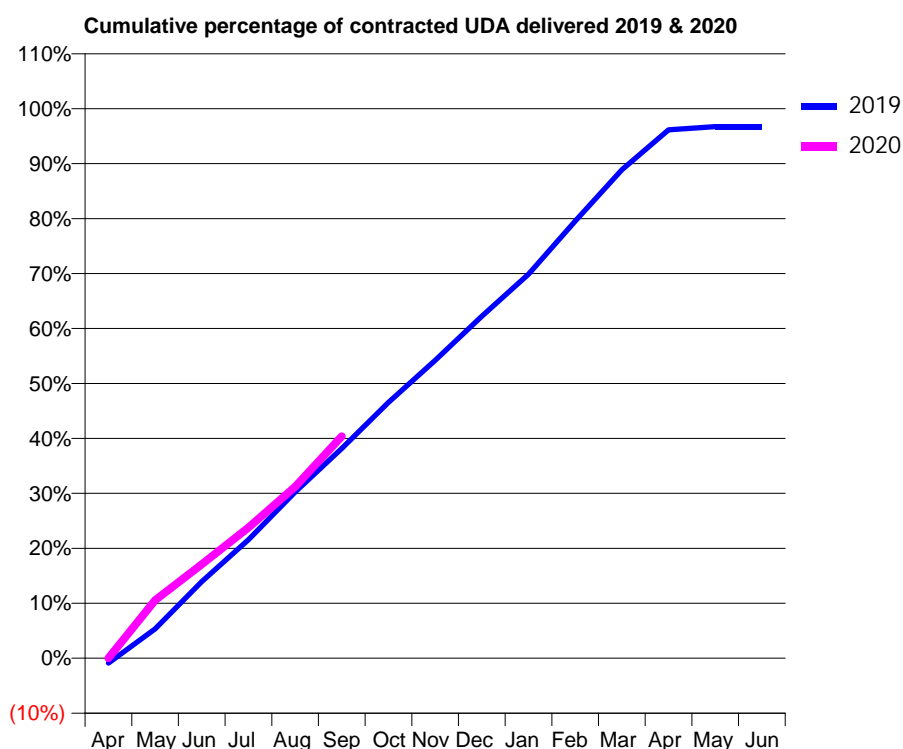
19/20 Contracted general activity (UDA)	10,388
Carry forward general activity (UDA)	0
19/20 Contracted orthodontic activity (UOA)	0
Carry forward orthodontic activity (UOA)	0
Baseline contract value	£237,012.67

ACCESS*

Patients seen in 24 months	Total	Change since previous quarter
Quarter ending September 2018	3,637	
Quarter ending December 2018	3,633	→
Quarter ending March 2019	3,774	↑
Quarter ending June 2019	3,788	→
Quarter ending September 2019	3,841	→
Variance since September 2018	5.6%	↑



ACTIVITY



Month	2019	2020
April	-108	0
May	635	1,099
June	1,656	1,776
July	2,564	2,468
August	3,595	3,242
September	4,536	4,196
October	5,535	
November	6,442	
December	7,399	
January	8,307	
February	9,459	
March	10,563	
April	11,429	
May	11,499	
June	11,499	

QUALITY

	Quantity	Base Number	Contract	AT	Region	England
% of FP17s for the same patient ID Re-attending within 3 months - Children	21	487	4.3%	9.5%	11.3%	11.5%
% of FP17s for the same patient ID Re-attending within 3 months - Adults	196	2,046	9.6%	13.8%	14.7%	15.4%
% of FP17s for the same patient ID Re-attending between 3 & 9 months - Children	246	487	50.5%	62.3%	60.8%	59.7%
% of FP17s for the same patient ID Re-attending between 3 & 9 months - Adults	1,230	2,046	60.1%	53.1%	52.8%	51.7%
% of FP17s for Band 1 Urgent Courses	105	2,182	4.8%	8.3%	8.2%	9.2%
% of FP17s Relating to Free Repair or Replacements	20	2,182	0.9%	0.7%	0.7%	0.7%
% of FP17s Relating to Continuations	19	2,182	0.9%	0.8%	0.8%	0.8%
% of Patients satisfied with the dentistry they have received	2	2	N/A	91.5%	93.2%	93.5%
% of Patients satisfied with the time they had to wait for an appointment	2	2	N/A	86.4%	88.5%	87.4%

* This is based on patients treated on this contract for their most recent course of treatment. Figures in italics indicate the base number of FP17s or Patient Questionnaire responses are less than 100. N/A is shown where the base number of responses is less than 10 during the period. % is calculated as Quantity/Base number*100

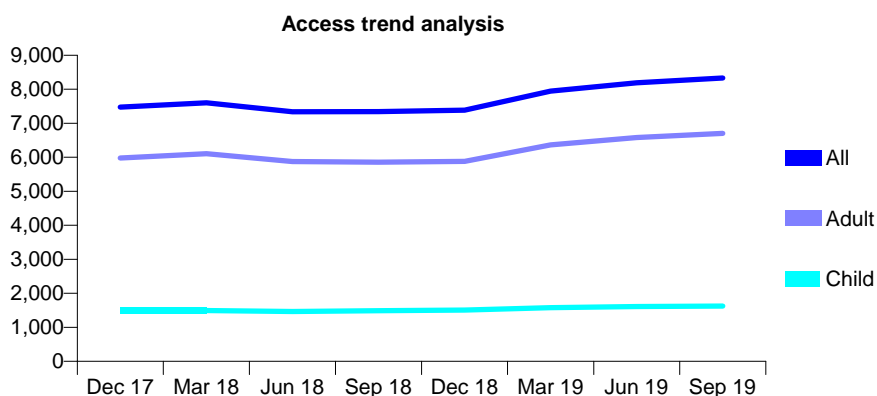
Q59 - Vital Signs At a Glance Contract Report for 363669/0004 - September 2019

Name or company name	Mr R Khan
Contract type name	GDS Contract
Purpose of contract	General
Contract start date	01/04/2013
Contract end date	

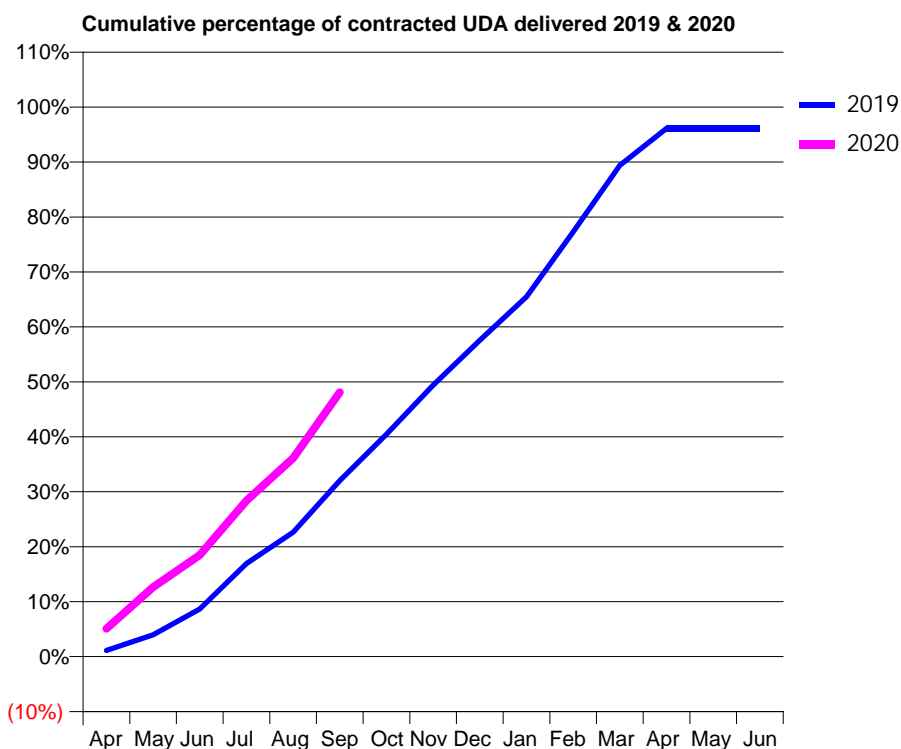
19/20 Contracted general activity (UDA)	21,000
Carry forward general activity (UDA)	0
19/20 Contracted orthodontic activity (UOA)	0
Carry forward orthodontic activity (UOA)	0
Baseline contract value	£589,279.31

ACCESS*

Patients seen in 24 months	Total	Change since previous quarter
Quarter ending September 2018	7,344	
Quarter ending December 2018	7,387	→
Quarter ending March 2019	7,946	↑
Quarter ending June 2019	8,192	↑
Quarter ending September 2019	8,331	→
Variance since September 2018	13.4%	↑



ACTIVITY



Month	Adjusted Scheduled Activity (UDA)	
	2019	2020
April	269	1,067
May	953	2,658
June	2,083	3,882
July	4,067	5,962
August	5,436	7,584
September	7,687	10,104
October	9,713	
November	11,861	
December	13,813	
January	15,717	
February	18,550	
March	21,454	
April	23,064	
May	23,064	
June	23,064	

QUALITY

	Quantity	Base Number	Contract	AT	Region	England
% of FP17s for the same patient ID Re-attending within 3 months - Children	59	917	6.4%	9.5%	11.3%	11.5%
% of FP17s for the same patient ID Re-attending within 3 months - Adults	331	3,569	9.3%	13.8%	14.7%	15.4%
% of FP17s for the same patient ID Re-attending between 3 & 9 months - Children	340	917	37.1%	62.3%	60.8%	59.7%
% of FP17s for the same patient ID Re-attending between 3 & 9 months - Adults	1,161	3,569	32.5%	53.1%	52.8%	51.7%
% of FP17s for Band 1 Urgent Courses	910	4,062	22.4%	8.3%	8.2%	9.2%
% of FP17s Relating to Free Repair or Replacements	0	4,062	0.0%	0.7%	0.7%	0.7%
% of FP17s Relating to Continuations	45	4,062	1.1%	0.8%	0.8%	0.8%
% of Patients satisfied with the dentistry they have received	7	7	N/A	91.5%	93.2%	93.5%
% of Patients satisfied with the time they had to wait for an appointment	4	7	N/A	86.4%	88.5%	87.4%

* This is based on patients treated on this contract for their most recent course of treatment. Figures in italics indicate the base number of FP17s or Patient Questionnaire responses are less than 100. N/A is shown where the base number of responses is less than 10 during the period. % is calculated as Quantity/Base number*100

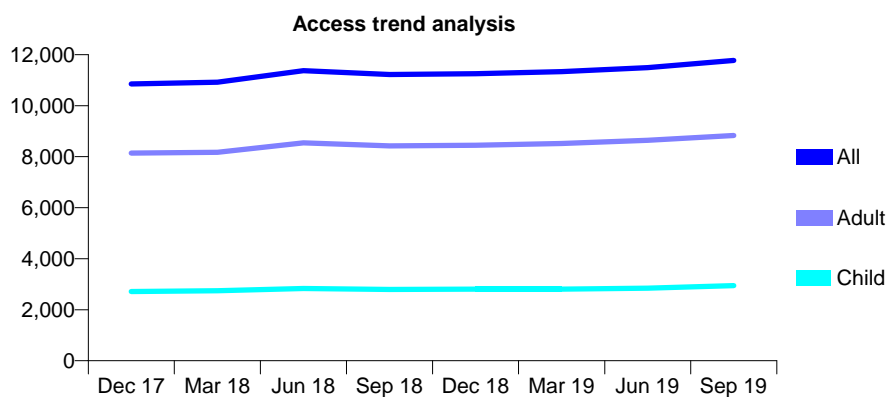
Q59 - Vital Signs At a Glance Contract Report for 366358/0001 - September 2019

Name or company name	MR A BHATT
Contract type name	GDS Contract
Purpose of contract	General
Contract start date	01/10/2010
Contract end date	

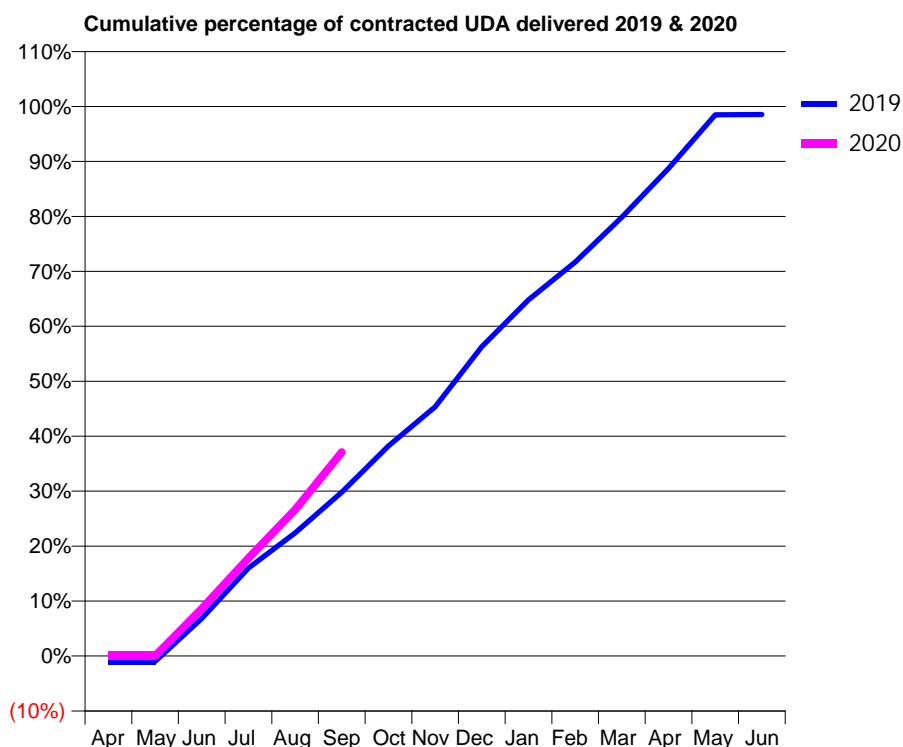
19/20 Contracted general activity (UDA)	24,900
Carry forward general activity (UDA)	0
19/20 Contracted orthodontic activity (UOA)	0
Carry forward orthodontic activity (UOA)	0
Baseline contract value	£549,011.52

ACCESS*

Patients seen in 24 months	Total	Change since previous quarter
Quarter ending September 2018	11,222	
Quarter ending December 2018	11,253	→
Quarter ending March 2019	11,334	→
Quarter ending June 2019	11,492	→
Quarter ending September 2019	11,771	↑
Variance since September 2018	4.9%	↑



ACTIVITY



Month	Adjusted Scheduled Activity (UDA)	
	2019	2020
April	-250	0
May	-250	0
June	1,700	2,143
July	3,985	4,439
August	5,580	6,629
September	7,426	9,234
October	9,518	
November	11,299	
December	14,013	
January	16,134	
February	17,849	
March	19,874	
April	22,095	
May	24,526	
June	24,535	

QUALITY

	Quantity	Base Number	Contract	AT	Region	England
% of FP17s for the same patient ID Re-attending within 3 months - Children	110	2,299	4.8%	9.5%	11.3%	11.5%
% of FP17s for the same patient ID Re-attending within 3 months - Adults	554	6,328	8.8%	13.8%	14.7%	15.4%
% of FP17s for the same patient ID Re-attending between 3 & 9 months - Children	1,481	2,299	64.4%	62.3%	60.8%	59.7%
% of FP17s for the same patient ID Re-attending between 3 & 9 months - Adults	3,886	6,328	61.4%	53.1%	52.8%	51.7%
% of FP17s for Band 1 Urgent Courses	161	5,361	3.0%	8.3%	8.2%	9.2%
% of FP17s Relating to Free Repair or Replacements	36	5,361	0.7%	0.7%	0.7%	0.7%
% of FP17s Relating to Continuations	20	5,361	0.4%	0.8%	0.8%	0.8%
% of Patients satisfied with the dentistry they have received	0	1	N/A	91.5%	93.2%	93.5%
% of Patients satisfied with the time they had to wait for an appointment	0	1	N/A	86.4%	88.5%	87.4%

* This is based on patients treated on this contract for their most recent course of treatment. Figures in italics indicate the base number of FP17s or Patient Questionnaire responses are less than 100. N/A is shown where the base number of responses is less than 10 during the period. % is calculated as Quantity/Base number*100

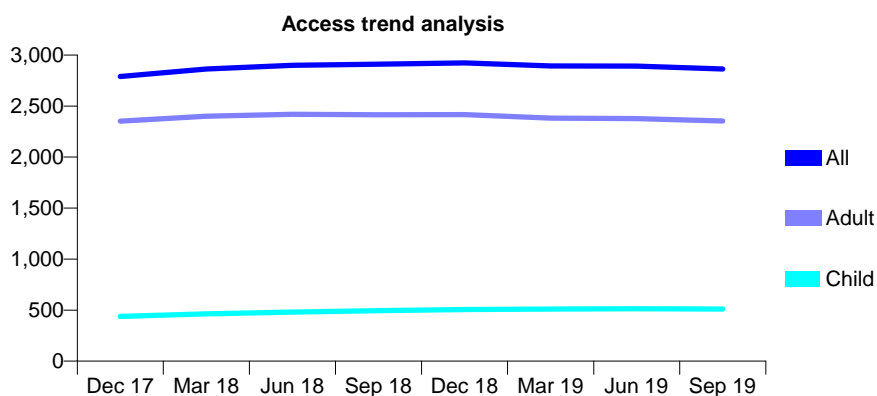
Q59 - Vital Signs At a Glance Contract Report for 367109/0004 - September 2019

Name or company name	MR R CARLISLE-GOTT
Contract type name	GDS Contract
Purpose of contract	General
Contract start date	05/06/2013
Contract end date	

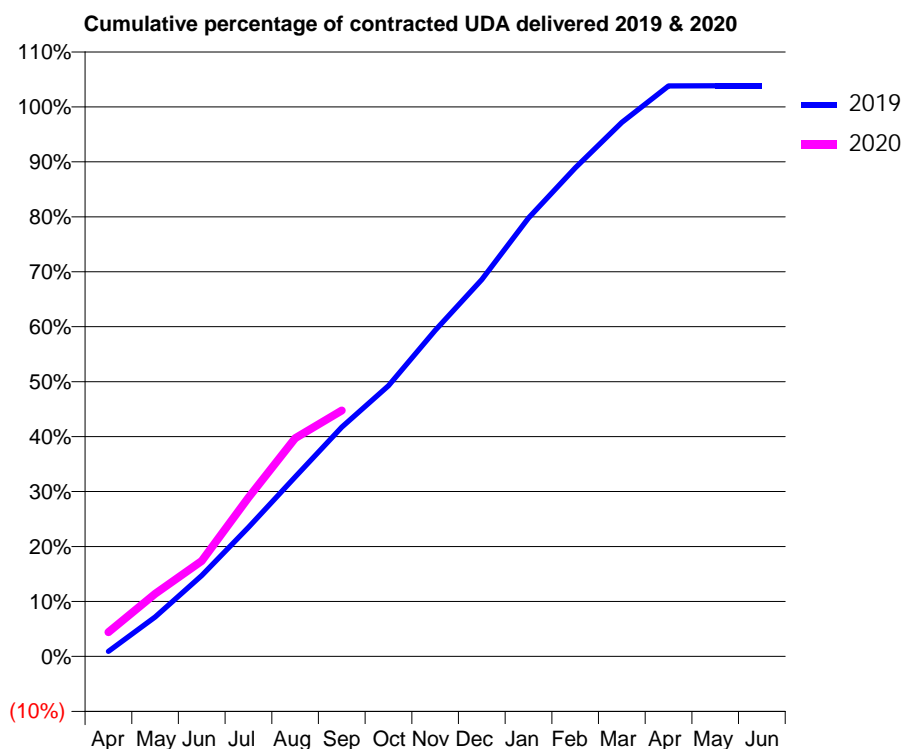
19/20 Contracted general activity (UDA)	8,000
Carry forward general activity (UDA)	0
19/20 Contracted orthodontic activity (UOA)	0
Carry forward orthodontic activity (UOA)	0
Baseline contract value	£182,513.82

ACCESS*

Patients seen in 24 months	Total	Change since previous quarter
Quarter ending September 2018	2,910	
Quarter ending December 2018	2,923	→
Quarter ending March 2019	2,894	→
Quarter ending June 2019	2,892	→
Quarter ending September 2019	2,863	↓
Variance since September 2018	(1.6%)	↓



ACTIVITY



Adjusted Scheduled Activity (UDA)		
Month	2019	2020
April	73	353
May	575	913
June	1,178	1,390
July	1,880	2,312
August	2,614	3,177
September	3,339	3,580
October	3,940	
November	4,748	
December	5,485	
January	6,382	
February	7,111	
March	7,772	
April	8,304	
May	8,305	
June	8,305	

QUALITY

	Quantity	Base Number	Contract	AT	Region	England
% of FP17s for the same patient ID Re-attending within 3 months - Children	24	326	7.4%	9.5%	11.3%	11.5%
% of FP17s for the same patient ID Re-attending within 3 months - Adults	207	1,563	13.2%	13.8%	14.7%	15.4%
% of FP17s for the same patient ID Re-attending between 3 & 9 months - Children	187	326	57.4%	62.3%	60.8%	59.7%
% of FP17s for the same patient ID Re-attending between 3 & 9 months - Adults	840	1,563	53.7%	53.1%	52.8%	51.7%
% of FP17s for Band 1 Urgent Courses	67	1,647	4.1%	8.3%	8.2%	9.2%
% of FP17s Relating to Free Repair or Replacements	18	1,647	1.1%	0.7%	0.7%	0.7%
% of FP17s Relating to Continuations	25	1,647	1.5%	0.8%	0.8%	0.8%
% of Patients satisfied with the dentistry they have received	3	4	N/A	91.5%	93.2%	93.5%
% of Patients satisfied with the time they had to wait for an appointment	3	4	N/A	86.4%	88.5%	87.4%

* This is based on patients treated on this contract for their most recent course of treatment. Figures in italics indicate the base number of FP17s or Patient Questionnaire responses are less than 100. N/A is shown where the base number of responses is less than 10 during the period. % is calculated as Quantity/Base number*100

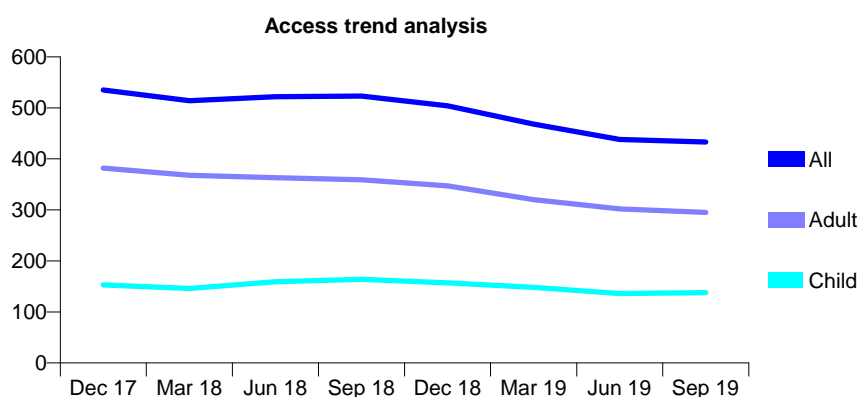
Q59 - Vital Signs At a Glance Contract Report for 566039/0004 - September 2019

Name or company name	MS AR LOCKYER
Contract type name	GDS Contract
Purpose of contract	General
Contract start date	01/04/2006
Contract end date	

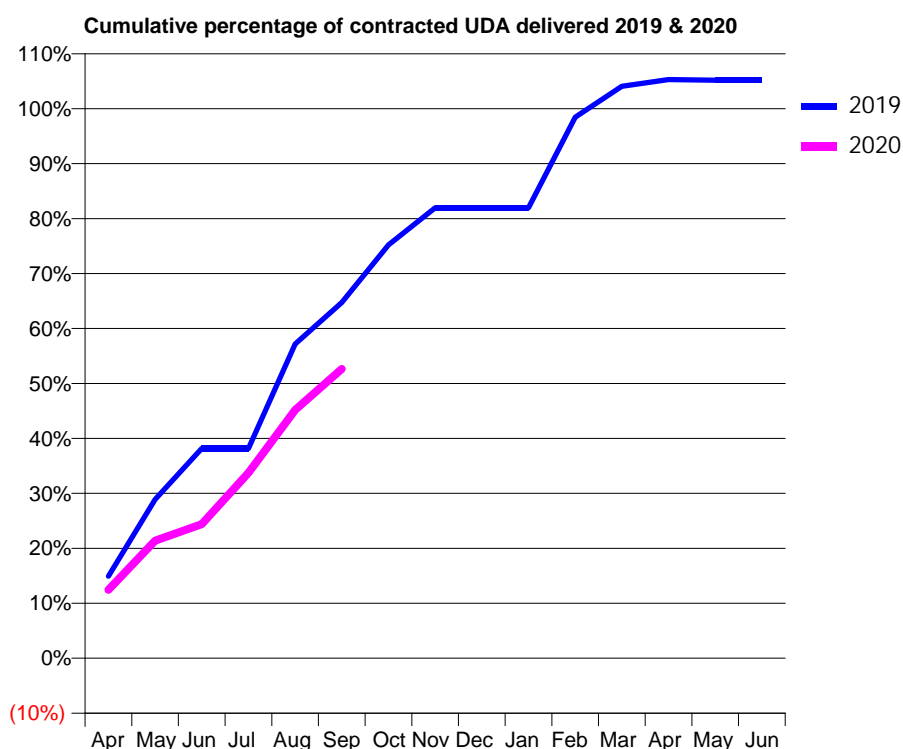
19/20 Contracted general activity (UDA)	1,076
Carry forward general activity (UDA)	0
19/20 Contracted orthodontic activity (UOA)	0
Carry forward orthodontic activity (UOA)	0
Baseline contract value	£28,917.81

ACCESS*

Patients seen in 24 months	Total	Change since previous quarter
Quarter ending September 2018	523	
Quarter ending December 2018	504	↓
Quarter ending March 2019	468	↓
Quarter ending June 2019	438	↓
Quarter ending September 2019	433	↓
Variance since September 2018	(17.2%)	↓



ACTIVITY



Month	2019	2020
April	161	134
May	311	230
June	411	263
July	411	363
August	615	486
September	696	566
October	809	
November	882	
December	882	
January	882	
February	1,059	
March	1,120	
April	1,133	
May	1,132	
June	1,132	

QUALITY

	Quantity	Base Number	Contract	AT	Region	England
% of FP17s for the same patient ID Re-attending within 3 months - Children	7	100	7.0%	9.5%	11.3%	11.5%
% of FP17s for the same patient ID Re-attending within 3 months - Adults	18	135	13.3%	13.8%	14.7%	15.4%
% of FP17s for the same patient ID Re-attending between 3 & 9 months - Children	9	100	9.0%	62.3%	60.8%	59.7%
% of FP17s for the same patient ID Re-attending between 3 & 9 months - Adults	21	135	15.6%	53.1%	52.8%	51.7%
% of FP17s for Band 1 Urgent Courses	17	236	7.2%	8.3%	8.2%	9.2%
% of FP17s Relating to Free Repair or Replacements	1	236	0.4%	0.7%	0.7%	0.7%
% of FP17s Relating to Continuations	5	236	2.1%	0.8%	0.8%	0.8%
% of Patients satisfied with the dentistry they have received	1	1	N/A	91.5%	93.2%	93.5%
% of Patients satisfied with the time they had to wait for an appointment	1	1	N/A	86.4%	88.5%	87.4%

* This is based on patients treated on this contract for their most recent course of treatment.

Figures in italics indicate the base number of FP17s or Patient Questionnaire responses are less than 100. N/A is shown where the base number of responses is less than 10 during the period. % is calculated as Quantity/Base number*100

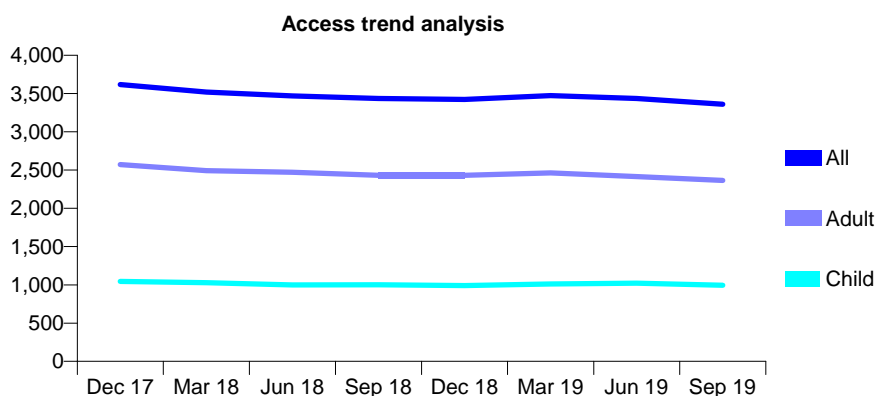
Q59 - Vital Signs At a Glance Contract Report for 570230/0002 - September 2019

Name or company name	MR RM ALLEN
Contract type name	GDS Contract
Purpose of contract	General and Orthodontic
Contract start date	01/04/2006
Contract end date	

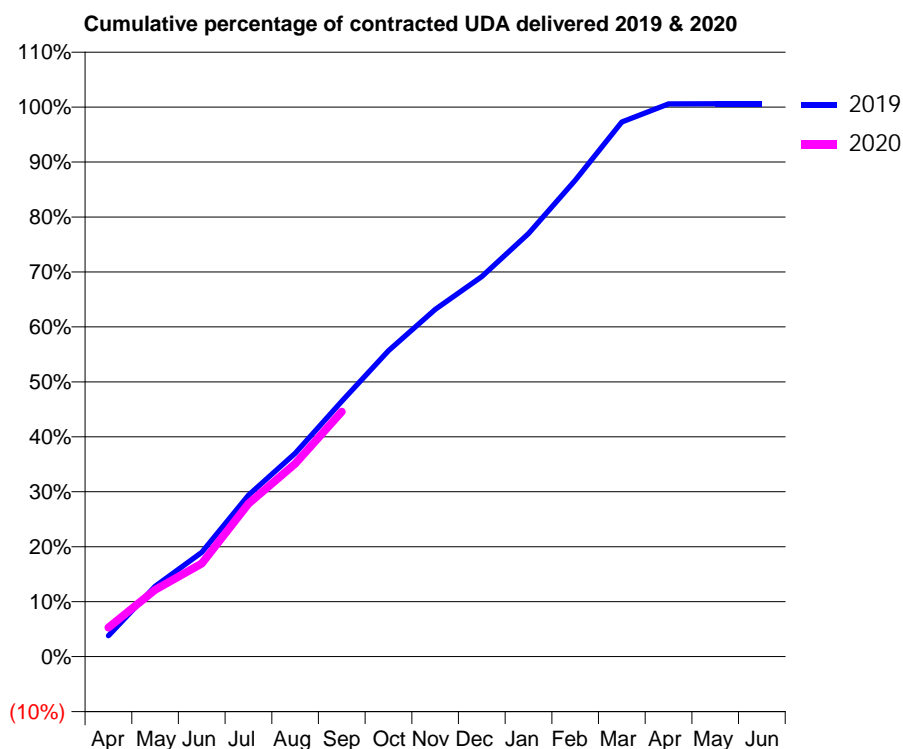
19/20 Contracted general activity (UDA)	9,599
Carry forward general activity (UDA)	0
19/20 Contracted orthodontic activity (UOA)	380
Carry forward orthodontic activity (UOA)	0
Baseline contract value	£282,630.27

ACCESS*

Patients seen in 24 months	Total	Change since previous quarter
Quarter ending September 2018	3,434	
Quarter ending December 2018	3,422	→
Quarter ending March 2019	3,473	→
Quarter ending June 2019	3,437	↓
Quarter ending September 2019	3,360	↓
Variance since September 2018	(2.2%)	↓



ACTIVITY



Month	Adjusted Scheduled Activity (UDA)	
	2019	2020
April	365	507
May	1,228	1,168
June	1,823	1,624
July	2,820	2,670
August	3,551	3,370
September	4,459	4,278
October	5,342	
November	6,065	
December	6,638	
January	7,389	
February	8,322	
March	9,338	
April	9,653	
May	9,658	
June	9,656	

QUALITY

	Quantity	Base Number	Contract	AT	Region	England
% of FP17s for the same patient ID Re-attending within 3 months - Children	87	923	9.4%	9.5%	11.3%	11.5%
% of FP17s for the same patient ID Re-attending within 3 months - Adults	184	1,652	11.1%	13.8%	14.7%	15.4%
% of FP17s for the same patient ID Re-attending between 3 & 9 months - Children	653	923	70.7%	62.3%	60.8%	59.7%
% of FP17s for the same patient ID Re-attending between 3 & 9 months - Adults	865	1,652	52.4%	53.1%	52.8%	51.7%
% of FP17s for Band 1 Urgent Courses	197	2,411	8.2%	8.3%	8.2%	9.2%
% of FP17s Relating to Free Repair or Replacements	46	2,411	1.9%	0.7%	0.7%	0.7%
% of FP17s Relating to Continuations	0	2,411	0.0%	0.8%	0.8%	0.8%
% of Patients satisfied with the dentistry they have received	1	1	N/A	91.5%	93.2%	93.5%
% of Patients satisfied with the time they had to wait for an appointment	1	1	N/A	86.4%	88.5%	87.4%

* This is based on patients treated on this contract for their most recent course of treatment. Figures in italics indicate the base number of FP17s or Patient Questionnaire responses are less than 100. N/A is shown where the base number of responses is less than 10 during the period. % is calculated as Quantity/Base number*100

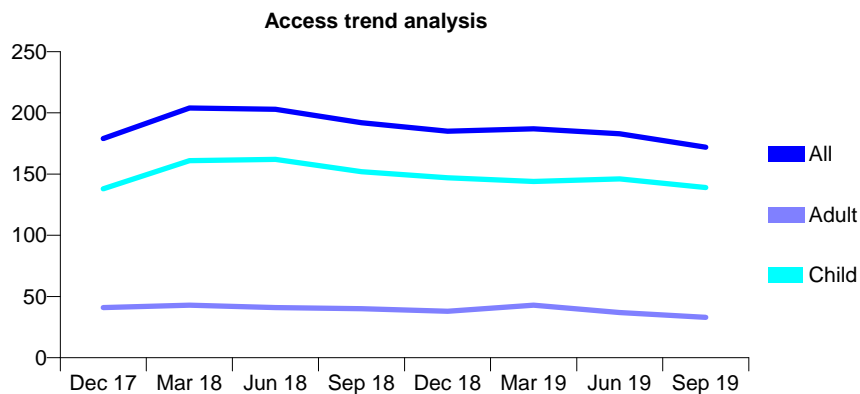
Q59 - Vital Signs At a Glance Contract Report for 572845/0001 - September 2019

Name or company name	MR PH WILLIAMS
Contract type name	GDS Contract
Purpose of contract	General
Contract start date	01/04/2006
Contract end date	30/08/2019

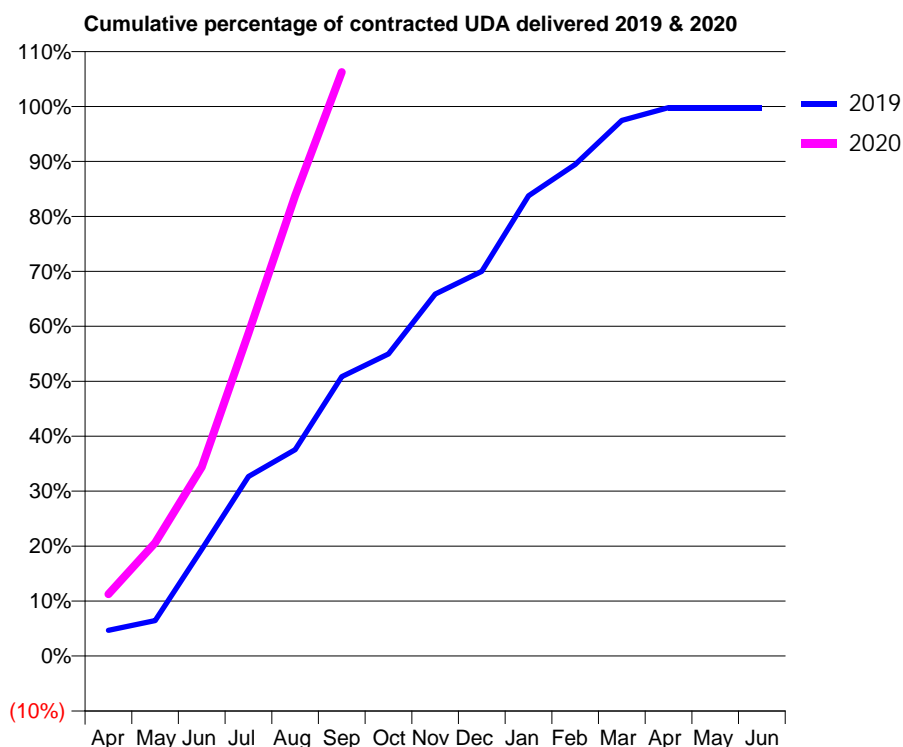
19/20 Contracted general activity (UDA)	160
Carry forward general activity (UDA)	0
19/20 Contracted orthodontic activity (UOA)	0
Carry forward orthodontic activity (UOA)	0
Baseline contract value	£4,430.71

ACCESS*

Patients seen in 24 months	Total	Change since previous quarter
Quarter ending September 2018	192	
Quarter ending December 2018	185	↓
Quarter ending March 2019	187	→
Quarter ending June 2019	183	↓
Quarter ending September 2019	172	↓
Variance since September 2018	(10.4%)	↓



ACTIVITY



Month	Adjusted Scheduled Activity (UDA)	
	2019	2020
April	18	18
May	25	33
June	75	55
July	126	94
August	145	134
September	196	170
October	212	
November	254	
December	270	
January	323	
February	345	
March	376	
April	385	
May	385	
June	385	

QUALITY

	Quantity	Base Number	Contract	AT	Region	England
% of FP17s for the same patient ID Re-attending within 3 months - Children	4	104	3.8%	9.5%	11.3%	11.5%
% of FP17s for the same patient ID Re-attending within 3 months - Adults	4	18	22.2%	13.8%	14.7%	15.4%
% of FP17s for the same patient ID Re-attending between 3 & 9 months - Children	79	104	76.0%	62.3%	60.8%	59.7%
% of FP17s for the same patient ID Re-attending between 3 & 9 months - Adults	10	18	55.6%	53.1%	52.8%	51.7%
% of FP17s for Band 1 Urgent Courses	0	115	0.0%	8.3%	8.2%	9.2%
% of FP17s Relating to Free Repair or Replacements	0	115	0.0%	0.7%	0.7%	0.7%
% of FP17s Relating to Continuations	1	115	0.9%	0.8%	0.8%	0.8%
% of Patients satisfied with the dentistry they have received	0	0	N/A	91.5%	93.2%	93.5%
% of Patients satisfied with the time they had to wait for an appointment	0	0	N/A	86.4%	88.5%	87.4%

* This is based on patients treated on this contract for their most recent course of treatment. Figures in italics indicate the base number of FP17s or Patient Questionnaire responses are less than 100. N/A is shown where the base number of responses is less than 10 during the period. % is calculated as Quantity/Base number*100

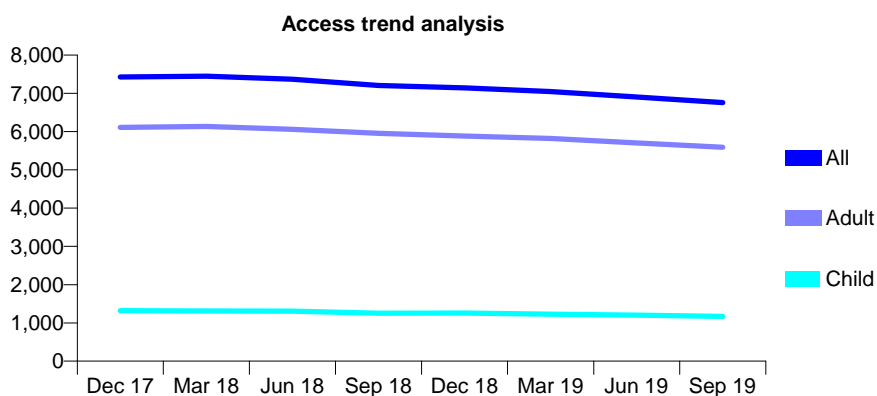
Q59 - Vital Signs At a Glance Contract Report for 573477/0001 - September 2019

Name or company name	MR TW POWELL
Contract type name	GDS Contract
Purpose of contract	General and Orthodontic
Contract start date	01/04/2006
Contract end date	

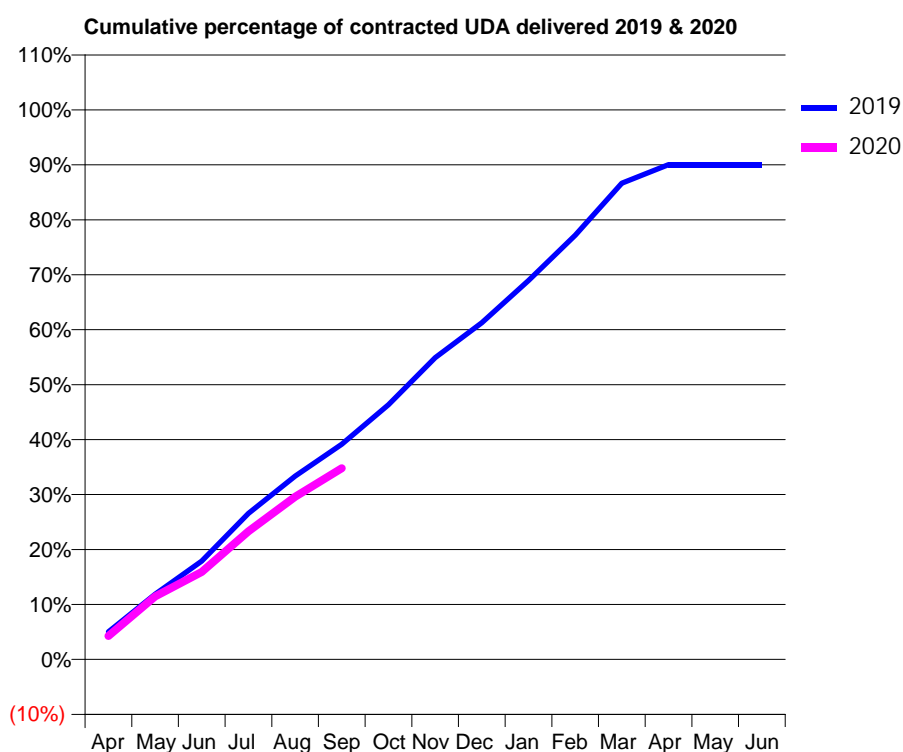
19/20 Contracted general activity (UDA)	20,000
Carry forward general activity (UDA)	0
19/20 Contracted orthodontic activity (UOA)	210
Carry forward orthodontic activity (UOA)	0
Baseline contract value	£516,935.18

ACCESS*

Patients seen in 24 months	Total	Change since previous quarter
Quarter ending September 2018	7,208	
Quarter ending December 2018	7,142	→
Quarter ending March 2019	7,047	↓
Quarter ending June 2019	6,904	↓
Quarter ending September 2019	6,757	↓
Variance since September 2018	(6.3%)	↓



ACTIVITY



Month	2019	2020
April	1,005	856
May	2,377	2,291
June	3,582	3,181
July	5,319	4,660
August	6,673	5,922
September	7,830	6,957
October	9,269	
November	10,983	
December	12,254	
January	13,790	
February	15,435	
March	17,327	
April	18,006	
May	18,010	
June	18,009	

QUALITY

	Quantity	Base Number	Contract	AT	Region	England
% of FP17s for the same patient ID Re-attending within 3 months - Children	48	663	7.2%	9.5%	11.3%	11.5%
% of FP17s for the same patient ID Re-attending within 3 months - Adults	739	3,041	24.3%	13.8%	14.7%	15.4%
% of FP17s for the same patient ID Re-attending between 3 & 9 months - Children	327	663	49.3%	62.3%	60.8%	59.7%
% of FP17s for the same patient ID Re-attending between 3 & 9 months - Adults	740	3,041	24.3%	53.1%	52.8%	51.7%
% of FP17s for Band 1 Urgent Courses	376	3,377	11.1%	8.3%	8.2%	9.2%
% of FP17s Relating to Free Repair or Replacements	136	3,377	4.0%	0.7%	0.7%	0.7%
% of FP17s Relating to Continuations	111	3,377	3.3%	0.8%	0.8%	0.8%
% of Patients satisfied with the dentistry they have received	3	3	N/A	91.5%	93.2%	93.5%
% of Patients satisfied with the time they had to wait for an appointment	3	3	N/A	86.4%	88.5%	87.4%

* This is based on patients treated on this contract for their most recent course of treatment. Figures in italics indicate the base number of FP17s or Patient Questionnaire responses are less than 100. N/A is shown where the base number of responses is less than 10 during the period. % is calculated as Quantity/Base number*100

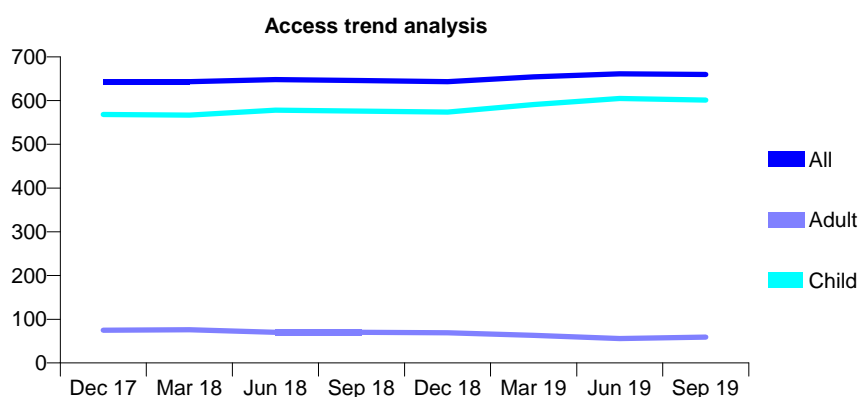
Q59 - Vital Signs At a Glance Contract Report for 575763/0001 - September 2019

Name or company name	MR GF CLARK
Contract type name	GDS Contract
Purpose of contract	General
Contract start date	01/04/2006
Contract end date	

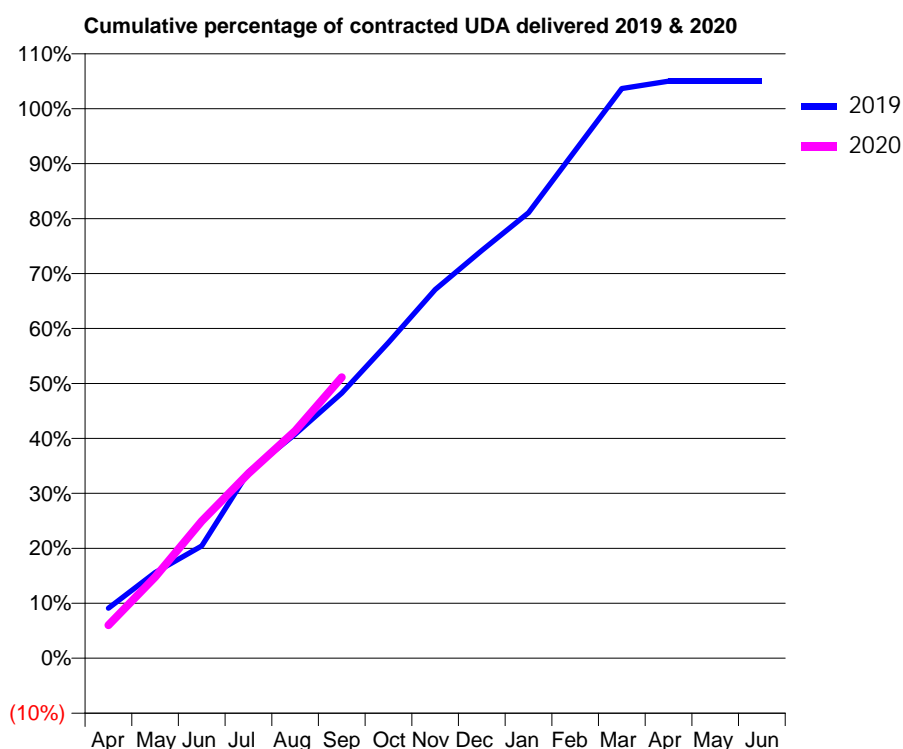
19/20 Contracted general activity (UDA)	1,300
Carry forward general activity (UDA)	0
19/20 Contracted orthodontic activity (UOA)	0
Carry forward orthodontic activity (UOA)	0
Baseline contract value	£30,585.28

ACCESS*

Patients seen in 24 months	Total	Change since previous quarter
Quarter ending September 2018	646	
Quarter ending December 2018	643	→
Quarter ending March 2019	654	→
Quarter ending June 2019	661	→
Quarter ending September 2019	660	→
Variance since September 2018	2.2%	↑



ACTIVITY



Month	2019	2020
April	118	78
May	203	192
June	266	324
July	441	437
August	530	538
September	627	665
October	747	
November	872	
December	965	
January	1,054	
February	1,201	
March	1,348	
April	1,365	
May	1,365	
June	1,365	

QUALITY

	Quantity	Base Number	Contract	AT	Region	England
% of FP17s for the same patient ID Re-attending within 3 months - Children	20	442	4.5%	9.5%	11.3%	11.5%
% of FP17s for the same patient ID Re-attending within 3 months - Adults	0	13	0.0%	13.8%	14.7%	15.4%
% of FP17s for the same patient ID Re-attending between 3 & 9 months - Children	296	442	67.0%	62.3%	60.8%	59.7%
% of FP17s for the same patient ID Re-attending between 3 & 9 months - Adults	9	13	69.2%	53.1%	52.8%	51.7%
% of FP17s for Band 1 Urgent Courses	13	442	2.9%	8.3%	8.2%	9.2%
% of FP17s Relating to Free Repair or Replacements	0	442	0.0%	0.7%	0.7%	0.7%
% of FP17s Relating to Continuations	0	442	0.0%	0.8%	0.8%	0.8%
% of Patients satisfied with the dentistry they have received	1	1	N/A	91.5%	93.2%	93.5%
% of Patients satisfied with the time they had to wait for an appointment	1	1	N/A	86.4%	88.5%	87.4%

* This is based on patients treated on this contract for their most recent course of treatment.

Figures in italics indicate the base number of FP17s or Patient Questionnaire responses are less than 100. N/A is shown where the base number of responses is less than 10 during the period. % is calculated as Quantity/Base number*100

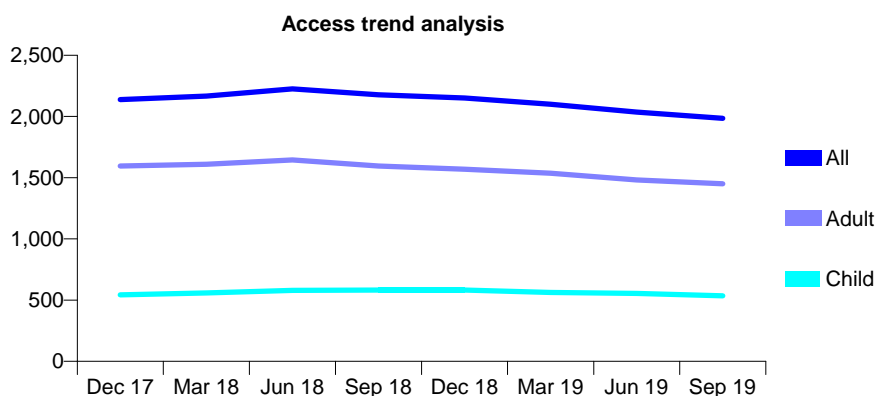
Q59 - Vital Signs At a Glance Contract Report for 620521/0001 - September 2019

Name or company name	Mr G. S. Bajwa & Mr F. Desai
Contract type name	GDS Contract
Purpose of contract	General
Contract start date	01/04/2006
Contract end date	

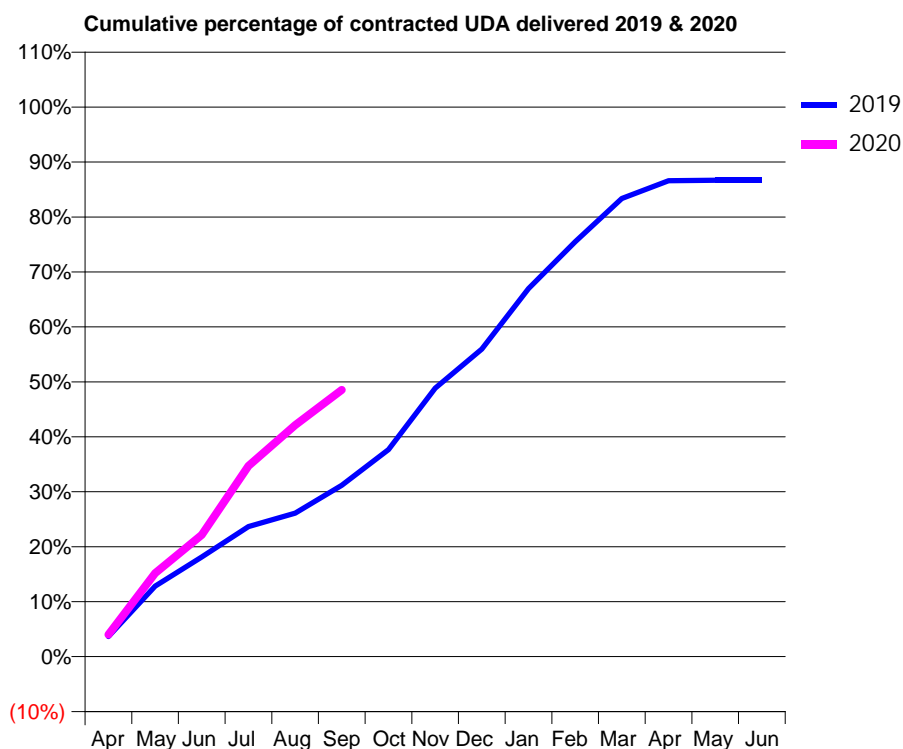
19/20 Contracted general activity (UDA)	5,900
Carry forward general activity (UDA)	0
19/20 Contracted orthodontic activity (UOA)	0
Carry forward orthodontic activity (UOA)	0
Baseline contract value	£131,027.26

ACCESS*

Patients seen in 24 months	Total	Change since previous quarter
Quarter ending September 2018	2,177	
Quarter ending December 2018	2,151	↓
Quarter ending March 2019	2,100	↓
Quarter ending June 2019	2,037	↓
Quarter ending September 2019	1,985	↓
Variance since September 2018	(8.8%)	↓



ACTIVITY



Month	Adjusted Scheduled Activity (UDA)	
	2019	2020
April	215	238
May	757	897
June	1,070	1,307
July	1,396	2,047
August	1,541	2,486
September	1,839	2,863
October	2,223	
November	2,883	
December	3,302	
January	3,950	
February	4,456	
March	4,919	
April	5,109	
May	5,113	
June	5,113	

QUALITY

	Quantity	Base Number	Contract	AT	Region	England
% of FP17s for the same patient ID Re-attending within 3 months - Children	34	444	7.7%	9.5%	11.3%	11.5%
% of FP17s for the same patient ID Re-attending within 3 months - Adults	161	1,017	15.8%	13.8%	14.7%	15.4%
% of FP17s for the same patient ID Re-attending between 3 & 9 months - Children	313	444	70.5%	62.3%	60.8%	59.7%
% of FP17s for the same patient ID Re-attending between 3 & 9 months - Adults	602	1,017	59.2%	53.1%	52.8%	51.7%
% of FP17s for Band 1 Urgent Courses	115	1,358	8.5%	8.3%	8.2%	9.2%
% of FP17s Relating to Free Repair or Replacements	2	1,358	0.1%	0.7%	0.7%	0.7%
% of FP17s Relating to Continuations	9	1,358	0.7%	0.8%	0.8%	0.8%
% of Patients satisfied with the dentistry they have received	0	1	N/A	91.5%	93.2%	93.5%
% of Patients satisfied with the time they had to wait for an appointment	0	1	N/A	86.4%	88.5%	87.4%

* This is based on patients treated on this contract for their most recent course of treatment. Figures in italics indicate the base number of FP17s or Patient Questionnaire responses are less than 100. N/A is shown where the base number of responses is less than 10 during the period. % is calculated as Quantity/Base number*100

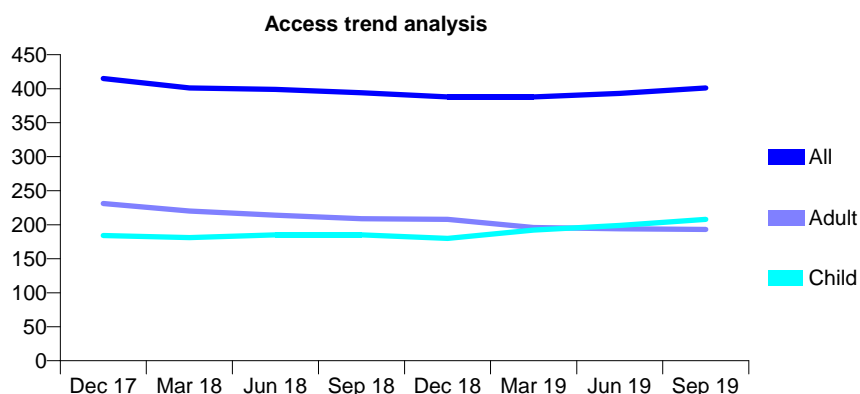
Q59 - Vital Signs At a Glance Contract Report for 628360/0002 - September 2019

Name or company name	MR R JETHWA
Contract type name	GDS Contract
Purpose of contract	General
Contract start date	03/03/2009
Contract end date	

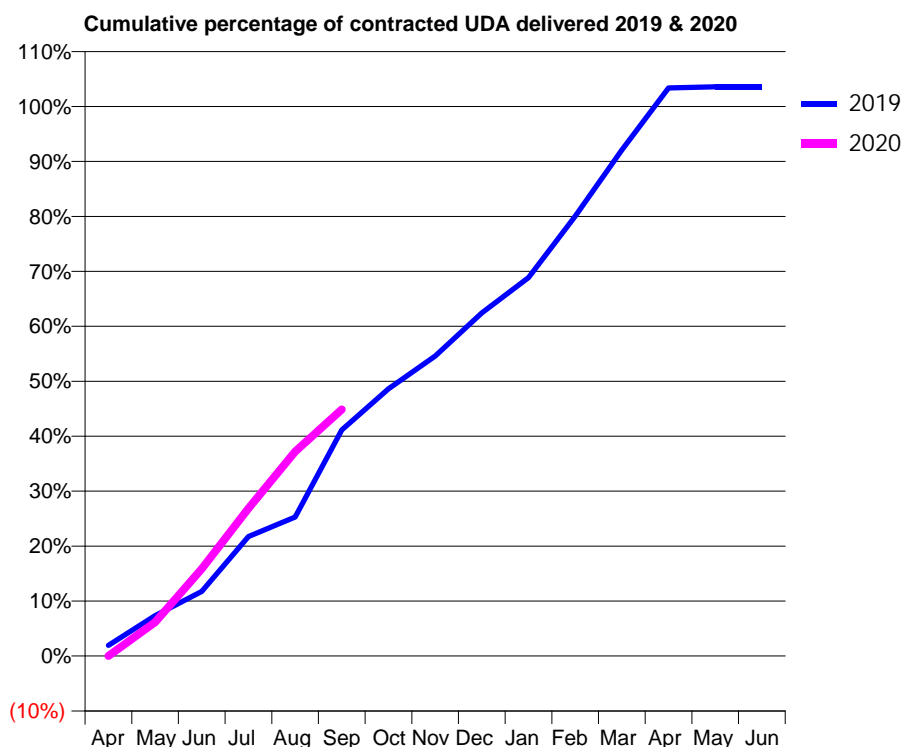
19/20 Contracted general activity (UDA)	1,072
Carry forward general activity (UDA)	0
19/20 Contracted orthodontic activity (UOA)	0
Carry forward orthodontic activity (UOA)	0
Baseline contract value	£22,589.30

ACCESS*

Patients seen in 24 months	Total	Change since previous quarter
Quarter ending September 2018	394	
Quarter ending December 2018	388	↓
Quarter ending March 2019	388	→
Quarter ending June 2019	393	→
Quarter ending September 2019	401	↑
Variance since September 2018	1.8%	→



ACTIVITY



Month	Adjusted Scheduled Activity (UDA)	
	2019	2020
April	21	0
May	79	66
June	126	170
July	233	288
August	271	399
September	441	481
October	521	
November	585	
December	669	
January	738	
February	858	
March	987	
April	1,108	
May	1,110	
June	1,110	

QUALITY

	Quantity	Base Number	Contract	AT	Region	England
% of FP17s for the same patient ID Re-attending within 3 months - Children	24	196	12.2%	9.5%	11.3%	11.5%
% of FP17s for the same patient ID Re-attending within 3 months - Adults	12	140	8.6%	13.8%	14.7%	15.4%
% of FP17s for the same patient ID Re-attending between 3 & 9 months - Children	119	196	60.7%	62.3%	60.8%	59.7%
% of FP17s for the same patient ID Re-attending between 3 & 9 months - Adults	90	140	64.3%	53.1%	52.8%	51.7%
% of FP17s for Band 1 Urgent Courses	0	296	0.0%	8.3%	8.2%	9.2%
% of FP17s Relating to Free Repair or Replacements	1	296	0.3%	0.7%	0.7%	0.7%
% of FP17s Relating to Continuations	4	296	1.4%	0.8%	0.8%	0.8%
% of Patients satisfied with the dentistry they have received	1	1	N/A	91.5%	93.2%	93.5%
% of Patients satisfied with the time they had to wait for an appointment	1	1	N/A	86.4%	88.5%	87.4%

* This is based on patients treated on this contract for their most recent course of treatment. Figures in italics indicate the base number of FP17s or Patient Questionnaire responses are less than 100. N/A is shown where the base number of responses is less than 10 during the period. % is calculated as Quantity/Base number*100

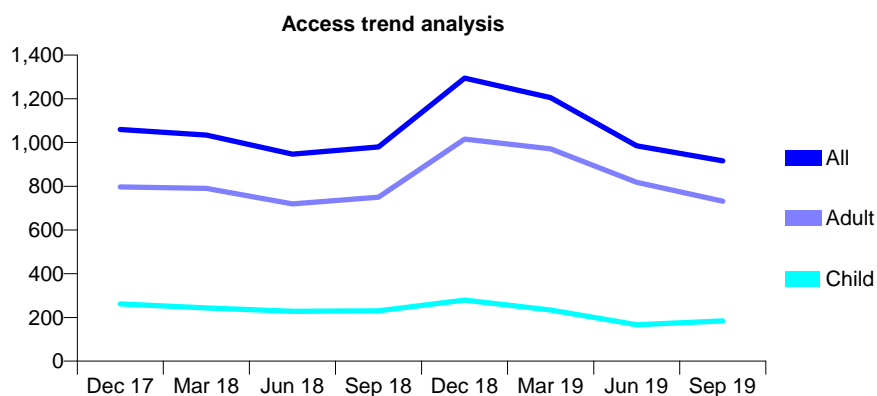
Q59 - Vital Signs At a Glance Contract Report for 628751/0002 - September 2019

Name or company name	Miss D Mehta
Contract type name	GDS Contract
Purpose of contract	General
Contract start date	02/06/2009
Contract end date	

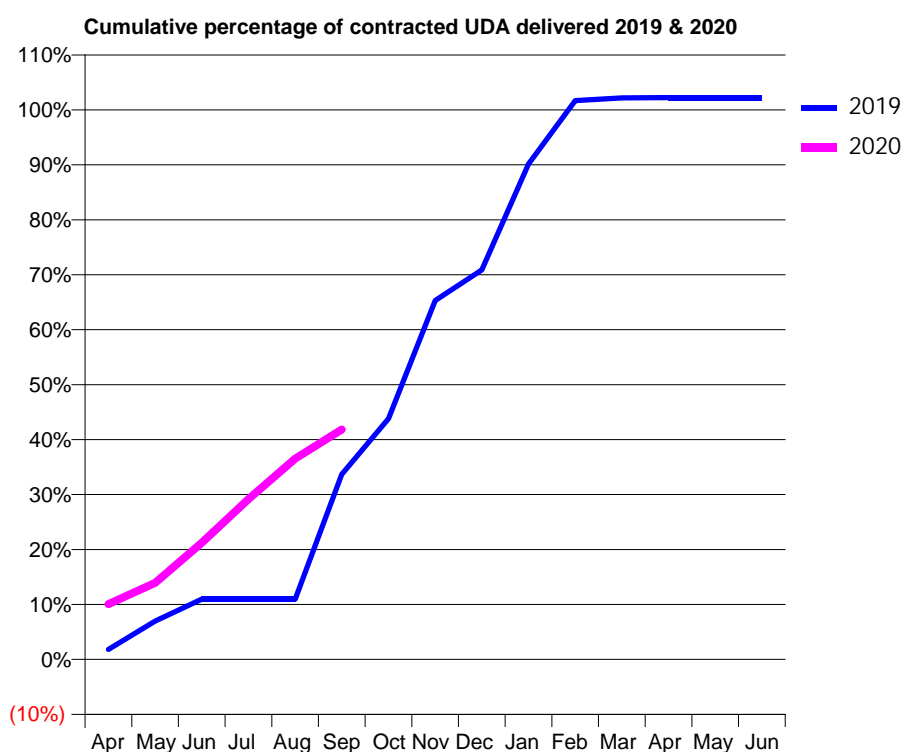
19/20 Contracted general activity (UDA)	2,609
Carry forward general activity (UDA)	0
19/20 Contracted orthodontic activity (UOA)	0
Carry forward orthodontic activity (UOA)	0
Baseline contract value	£67,032.07

ACCESS*

Patients seen in 24 months	Total	Change since previous quarter
Quarter ending September 2018	980	
Quarter ending December 2018	1,295	↑
Quarter ending March 2019	1,205	↓
Quarter ending June 2019	985	↓
Quarter ending September 2019	916	↓
Variance since September 2018	(6.5%)	↓



ACTIVITY



Month	2019	2020
April	48	263
May	182	364
June	286	554
July	286	761
August	286	953
September	879	1,091
October	1,143	
November	1,704	
December	1,849	
January	2,352	
February	2,653	
March	2,666	
April	2,667	
May	2,667	
June	2,667	

QUALITY

	Quantity	Base Number	Contract	AT	Region	England
% of FP17s for the same patient ID Re-attending within 3 months - Children	2	137	1.5%	9.5%	11.3%	11.5%
% of FP17s for the same patient ID Re-attending within 3 months - Adults	51	313	16.3%	13.8%	14.7%	15.4%
% of FP17s for the same patient ID Re-attending between 3 & 9 months - Children	52	137	38.0%	62.3%	60.8%	59.7%
% of FP17s for the same patient ID Re-attending between 3 & 9 months - Adults	130	313	41.5%	53.1%	52.8%	51.7%
% of FP17s for Band 1 Urgent Courses	46	449	10.2%	8.3%	8.2%	9.2%
% of FP17s Relating to Free Repair or Replacements	18	449	4.0%	0.7%	0.7%	0.7%
% of FP17s Relating to Continuations	18	449	4.0%	0.8%	0.8%	0.8%
% of Patients satisfied with the dentistry they have received	2	2	N/A	91.5%	93.2%	93.5%
% of Patients satisfied with the time they had to wait for an appointment	2	2	N/A	86.4%	88.5%	87.4%

* This is based on patients treated on this contract for their most recent course of treatment. Figures in italics indicate the base number of FP17s or Patient Questionnaire responses are less than 100. N/A is shown where the base number of responses is less than 10 during the period. % is calculated as Quantity/Base number*100

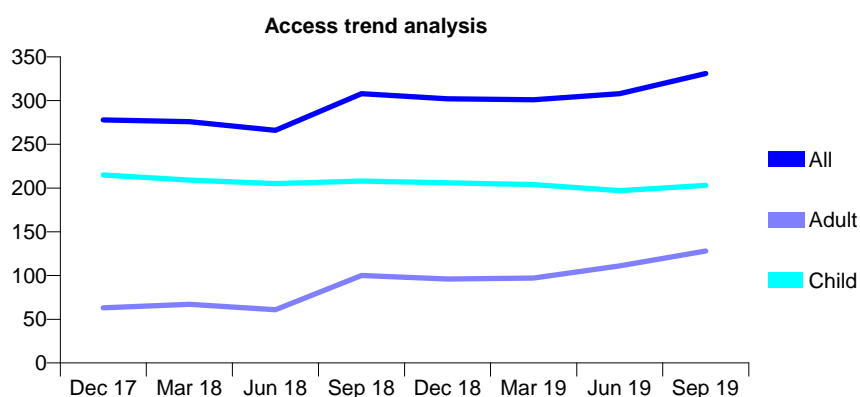
Q59 - Vital Signs At a Glance Contract Report for 630772/0001 - September 2019

Name or company name	M Hamburger & R Sadler
Contract type name	GDS Contract
Purpose of contract	General
Contract start date	01/04/2006
Contract end date	

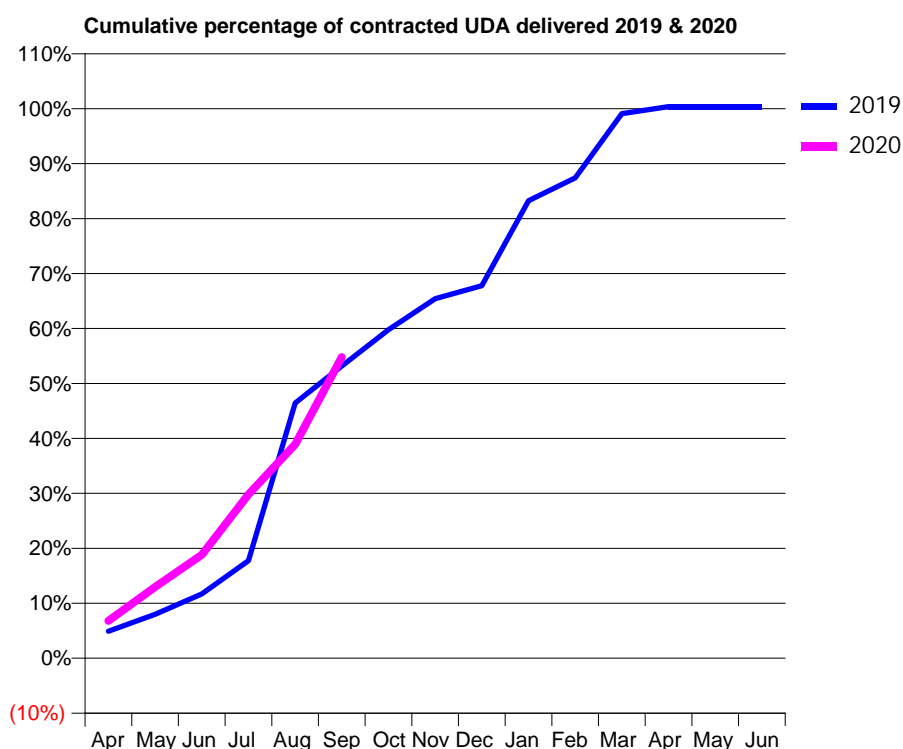
19/20 Contracted general activity (UDA)	550
Carry forward general activity (UDA)	0
19/20 Contracted orthodontic activity (UOA)	0
Carry forward orthodontic activity (UOA)	0
Baseline contract value	£12,556.76

ACCESS*

Patients seen in 24 months	Total	Change since previous quarter
Quarter ending September 2018	308	
Quarter ending December 2018	302	↓
Quarter ending March 2019	301	→
Quarter ending June 2019	308	↑
Quarter ending September 2019	331	↑
Variance since September 2018	7.5%	↑



ACTIVITY



Adjusted Scheduled Activity (UDA)		
Month	2019	2020
April	27	37
May	44	71
June	64	103
July	98	164
August	255	214
September	292	301
October	329	
November	360	
December	373	
January	458	
February	481	
March	545	
April	552	
May	552	
June	552	

QUALITY

	Quantity	Base Number	Contract	AT	Region	England
% of FP17s for the same patient ID Re-attending within 3 months - Children	4	146	2.7%	9.5%	11.3%	11.5%
% of FP17s for the same patient ID Re-attending within 3 months - Adults	2	91	2.2%	13.8%	14.7%	15.4%
% of FP17s for the same patient ID Re-attending between 3 & 9 months - Children	64	146	43.8%	62.3%	60.8%	59.7%
% of FP17s for the same patient ID Re-attending between 3 & 9 months - Adults	18	91	19.8%	53.1%	52.8%	51.7%
% of FP17s for Band 1 Urgent Courses	17	232	7.3%	8.3%	8.2%	9.2%
% of FP17s Relating to Free Repair or Replacements	0	232	0.0%	0.7%	0.7%	0.7%
% of FP17s Relating to Continuations	0	232	0.0%	0.8%	0.8%	0.8%
% of Patients satisfied with the dentistry they have received	0	0	N/A	91.5%	93.2%	93.5%
% of Patients satisfied with the time they had to wait for an appointment	0	0	N/A	86.4%	88.5%	87.4%

* This is based on patients treated on this contract for their most recent course of treatment.

Figures in italics indicate the base number of FP17s or Patient Questionnaire responses are less than 100. N/A is shown where the base number of responses is less than 10 during the period. % is calculated as Quantity/Base number*100

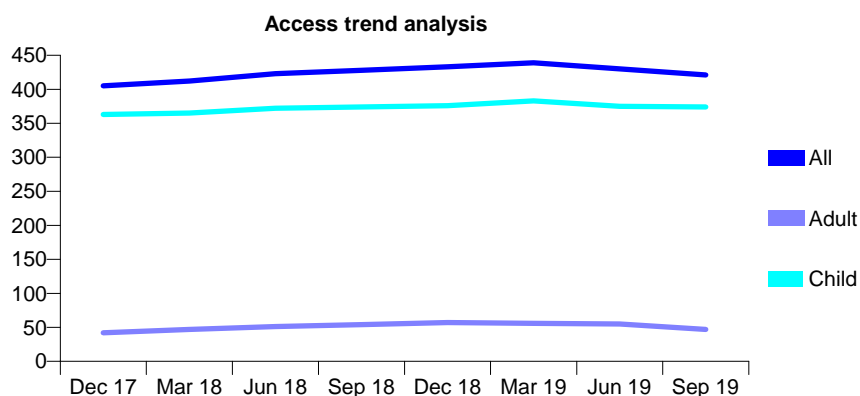
Q59 - Vital Signs At a Glance Contract Report for 651761/0001 - September 2019

Name or company name	Mr S Kotecha and Mrs L Kotecha
Contract type name	GDS Contract
Purpose of contract	General
Contract start date	01/04/2006
Contract end date	

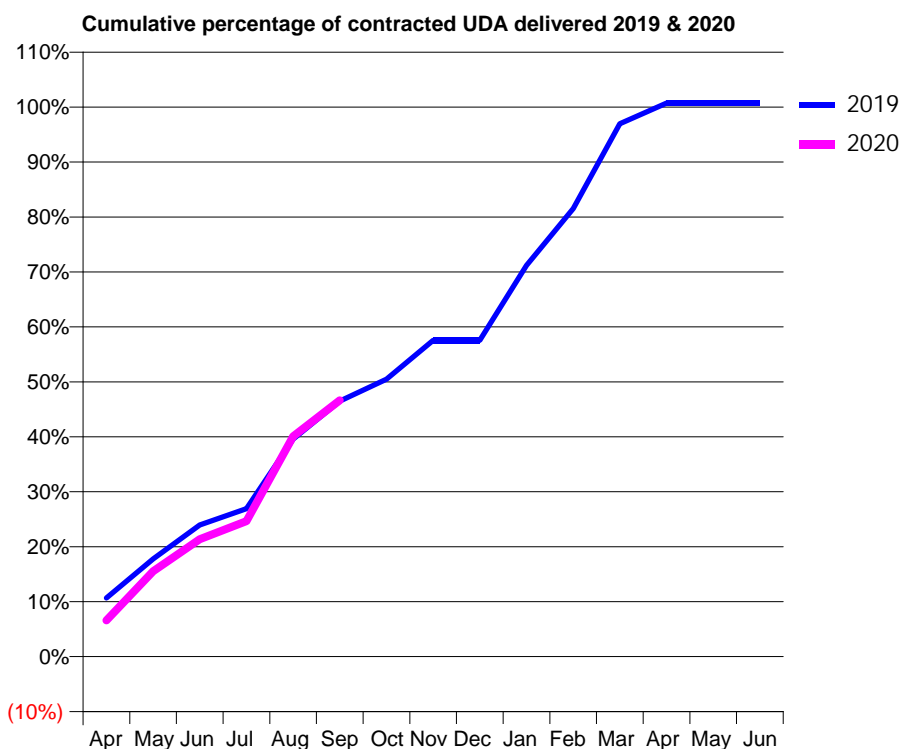
19/20 Contracted general activity (UDA)	796
Carry forward general activity (UDA)	0
19/20 Contracted orthodontic activity (UOA)	0
Carry forward orthodontic activity (UOA)	0
Baseline contract value	£20,407.65

ACCESS*

Patients seen in 24 months	Total	Change since previous quarter
Quarter ending September 2018	428	
Quarter ending December 2018	433	→
Quarter ending March 2019	439	→
Quarter ending June 2019	430	↓
Quarter ending September 2019	421	↓
Variance since September 2018	(1.6%)	↓



ACTIVITY



Month	Adjusted Scheduled Activity (UDA)	
	2019	2020
April	85	52
May	141	124
June	191	170
July	214	196
August	315	319
September	370	371
October	402	
November	458	
December	458	
January	567	
February	649	
March	772	
April	802	
May	802	
June	802	

QUALITY

	Quantity	Base Number	Contract	AT	Region	England
% of FP17s for the same patient ID Re-attending within 3 months - Children	15	260	5.8%	9.5%	11.3%	11.5%
% of FP17s for the same patient ID Re-attending within 3 months - Adults	1	17	5.9%	13.8%	14.7%	15.4%
% of FP17s for the same patient ID Re-attending between 3 & 9 months - Children	167	260	64.2%	62.3%	60.8%	59.7%
% of FP17s for the same patient ID Re-attending between 3 & 9 months - Adults	9	17	52.9%	53.1%	52.8%	51.7%
% of FP17s for Band 1 Urgent Courses	11	267	4.1%	8.3%	8.2%	9.2%
% of FP17s Relating to Free Repair or Replacements	0	267	0.0%	0.7%	0.7%	0.7%
% of FP17s Relating to Continuations	1	267	0.4%	0.8%	0.8%	0.8%
% of Patients satisfied with the dentistry they have received	1	1	N/A	91.5%	93.2%	93.5%
% of Patients satisfied with the time they had to wait for an appointment	1	1	N/A	86.4%	88.5%	87.4%

* This is based on patients treated on this contract for their most recent course of treatment. Figures in italics indicate the base number of FP17s or Patient Questionnaire responses are less than 100. N/A is shown where the base number of responses is less than 10 during the period. % is calculated as Quantity/Base number*100

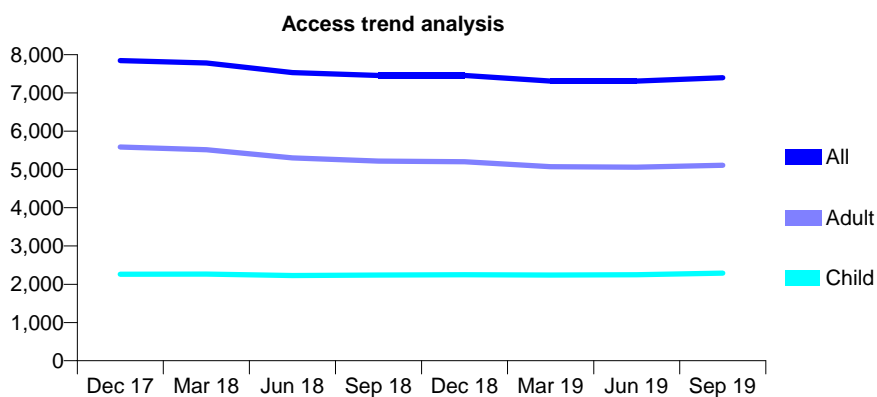
Q59 - Vital Signs At a Glance Contract Report for 654353/0002 - September 2019

Name or company name	MR S CHANDARANA
Contract type name	GDS Contract
Purpose of contract	General
Contract start date	01/10/2015
Contract end date	

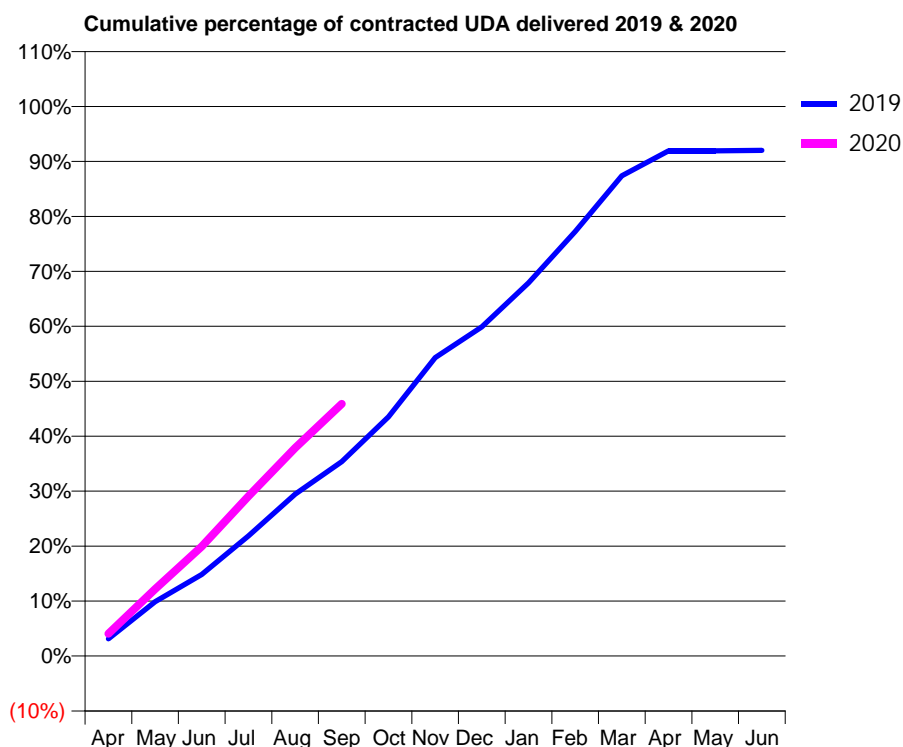
19/20 Contracted general activity (UDA)	24,983
Carry forward general activity (UDA)	0
19/20 Contracted orthodontic activity (UOA)	0
Carry forward orthodontic activity (UOA)	0
Baseline contract value	£621,186.76

ACCESS*

Patients seen in 24 months	Total	Change since previous quarter
Quarter ending September 2018	7,457	
Quarter ending December 2018	7,455	→
Quarter ending March 2019	7,311	↓
Quarter ending June 2019	7,312	→
Quarter ending September 2019	7,397	→
Variance since September 2018	(0.8%)	→



ACTIVITY



Month	Adjusted Scheduled Activity (UDA)	
	2019	2020
April	785	1,014
May	2,473	3,046
June	3,709	4,981
July	5,457	7,267
August	7,359	9,461
September	8,839	11,464
October	10,872	
November	13,566	
December	14,964	
January	16,968	
February	19,302	
March	21,831	
April	22,964	
May	22,961	
June	22,987	

QUALITY

	Quantity	Base Number	Contract	AT	Region	England
% of FP17s for the same patient ID Re-attending within 3 months - Children	286	1,664	17.2%	9.5%	11.3%	11.5%
% of FP17s for the same patient ID Re-attending within 3 months - Adults	619	3,258	19.0%	13.8%	14.7%	15.4%
% of FP17s for the same patient ID Re-attending between 3 & 9 months - Children	758	1,664	45.6%	62.3%	60.8%	59.7%
% of FP17s for the same patient ID Re-attending between 3 & 9 months - Adults	1,321	3,258	40.5%	53.1%	52.8%	51.7%
% of FP17s for Band 1 Urgent Courses	601	4,514	13.3%	8.3%	8.2%	9.2%
% of FP17s Relating to Free Repair or Replacements	22	4,514	0.5%	0.7%	0.7%	0.7%
% of FP17s Relating to Continuations	31	4,514	0.7%	0.8%	0.8%	0.8%
% of Patients satisfied with the dentistry they have received	1	3	N/A	91.5%	93.2%	93.5%
% of Patients satisfied with the time they had to wait for an appointment	3	3	N/A	86.4%	88.5%	87.4%

* This is based on patients treated on this contract for their most recent course of treatment. Figures in italics indicate the base number of FP17s or Patient Questionnaire responses are less than 100. N/A is shown where the base number of responses is less than 10 during the period. % is calculated as Quantity/Base number*100

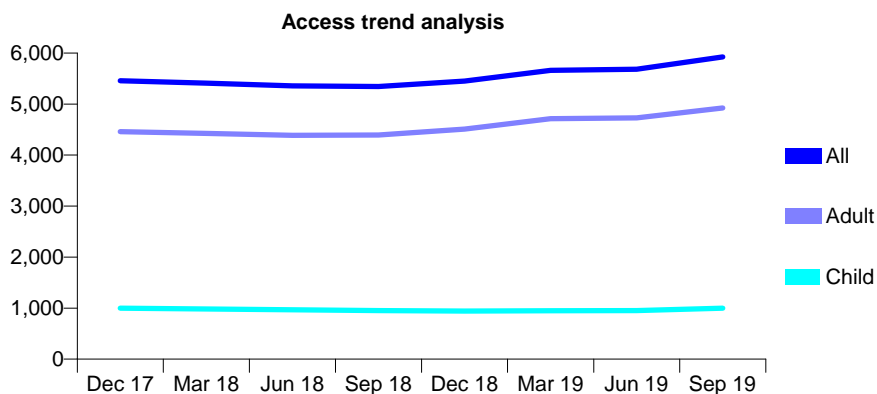
Q59 - Vital Signs At a Glance Contract Report for 678414/0001 - September 2019

Name or company name	MR RN HARTZENBERG
Contract type name	GDS Contract
Purpose of contract	General
Contract start date	01/04/2006
Contract end date	

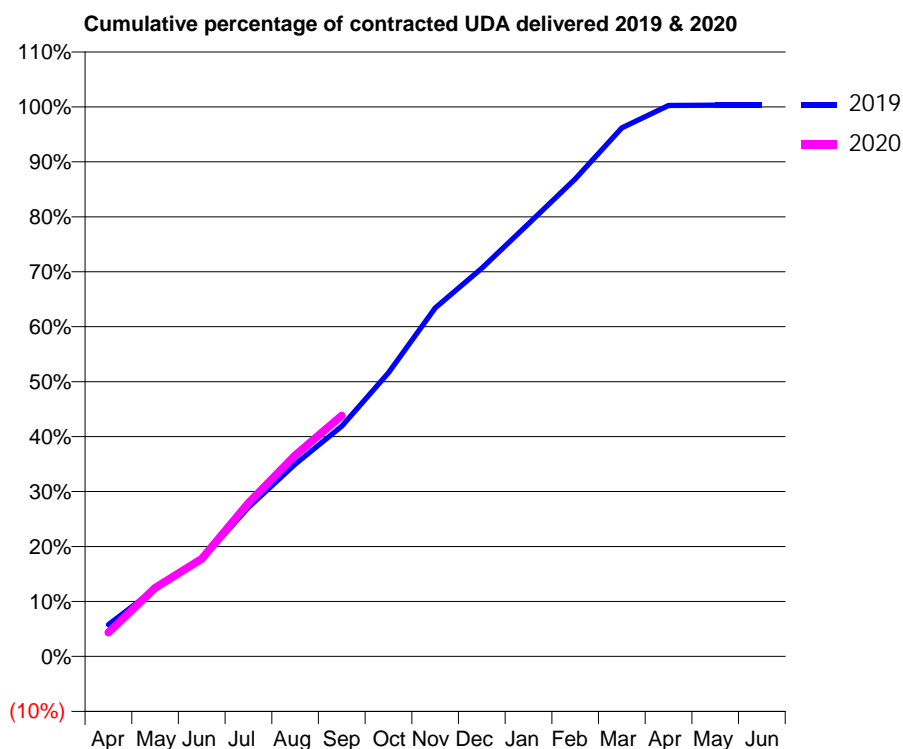
19/20 Contracted general activity (UDA)	19,000
Carry forward general activity (UDA)	0
19/20 Contracted orthodontic activity (UOA)	0
Carry forward orthodontic activity (UOA)	0
Baseline contract value	£526,927.78

ACCESS*

Patients seen in 24 months	Total	Change since previous quarter
Quarter ending September 2018	5,346	
Quarter ending December 2018	5,451	→
Quarter ending March 2019	5,662	↑
Quarter ending June 2019	5,682	→
Quarter ending September 2019	5,925	↑
Variance since September 2018	10.8%	↑



ACTIVITY



Month	Adjusted Scheduled Activity (UDA)	
	2019	2020
April	1,100	827
May	2,336	2,374
June	3,354	3,374
July	5,155	5,302
August	6,651	6,954
September	7,959	8,326
October	9,808	
November	12,052	
December	13,419	
January	14,962	
February	16,510	
March	18,277	
April	19,050	
May	19,059	
June	19,060	

QUALITY

	Quantity	Base Number	Contract	AT	Region	England
% of FP17s for the same patient ID Re-attending within 3 months - Children	51	817	6.2%	9.5%	11.3%	11.5%
% of FP17s for the same patient ID Re-attending within 3 months - Adults	587	3,833	15.3%	13.8%	14.7%	15.4%
% of FP17s for the same patient ID Re-attending between 3 & 9 months - Children	525	817	64.3%	62.3%	60.8%	59.7%
% of FP17s for the same patient ID Re-attending between 3 & 9 months - Adults	2,355	3,833	61.4%	53.1%	52.8%	51.7%
% of FP17s for Band 1 Urgent Courses	292	4,348	6.7%	8.3%	8.2%	9.2%
% of FP17s Relating to Free Repair or Replacements	55	4,348	1.3%	0.7%	0.7%	0.7%
% of FP17s Relating to Continuations	66	4,348	1.5%	0.8%	0.8%	0.8%
% of Patients satisfied with the dentistry they have received	3	3	N/A	91.5%	93.2%	93.5%
% of Patients satisfied with the time they had to wait for an appointment	3	3	N/A	86.4%	88.5%	87.4%

* This is based on patients treated on this contract for their most recent course of treatment. Figures in italics indicate the base number of FP17s or Patient Questionnaire responses are less than 100. N/A is shown where the base number of responses is less than 10 during the period. % is calculated as Quantity/Base number*100

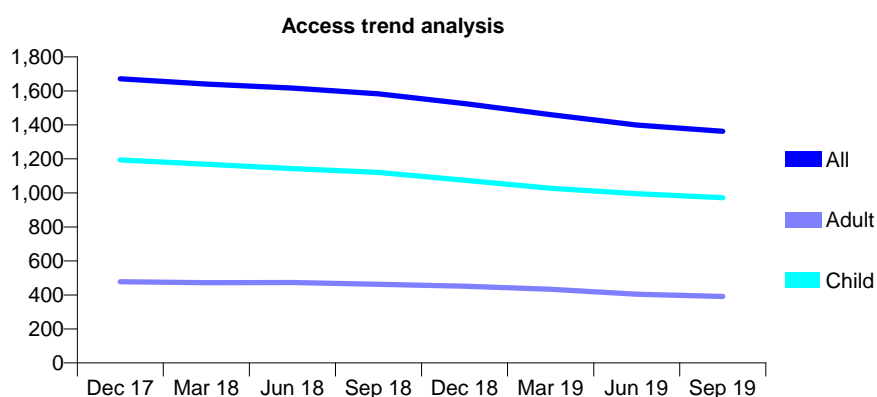
Q59 - Vital Signs At a Glance Contract Report for 684619/0003 - September 2019

Name or company name	MR A CHAMPANERI
Contract type name	GDS Contract
Purpose of contract	General
Contract start date	01/04/2009
Contract end date	

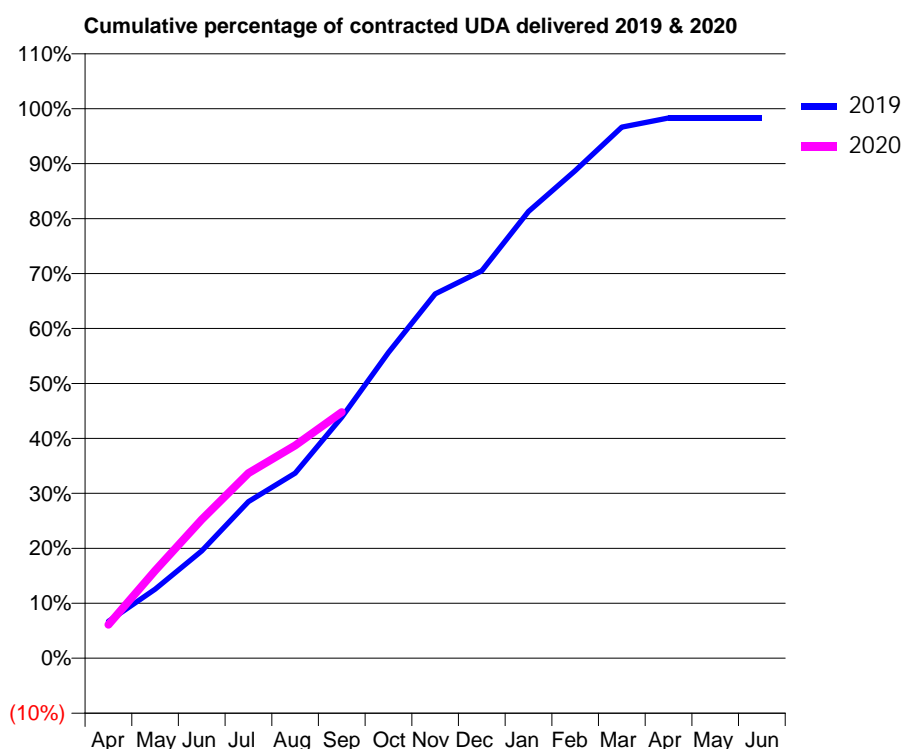
19/20 Contracted general activity (UDA)	3,000
Carry forward general activity (UDA)	0
19/20 Contracted orthodontic activity (UOA)	0
Carry forward orthodontic activity (UOA)	0
Baseline contract value	£70,384.11

ACCESS*

Patients seen in 24 months	Total	Change since previous quarter
Quarter ending September 2018	1,582	
Quarter ending December 2018	1,525	↓
Quarter ending March 2019	1,460	↓
Quarter ending June 2019	1,399	↓
Quarter ending September 2019	1,363	↓
Variance since September 2018	(13.8%)	↓



ACTIVITY



Month	2019	2020
April	201	183
May	378	478
June	585	758
July	855	1,011
August	1,010	1,161
September	1,315	1,343
October	1,669	
November	1,989	
December	2,115	
January	2,438	
February	2,662	
March	2,899	
April	2,949	
May	2,949	
June	2,949	

QUALITY

	Quantity	Base Number	Contract	AT	Region	England
% of FP17s for the same patient ID Re-attending within 3 months - Children	36	717	5.0%	9.5%	11.3%	11.5%
% of FP17s for the same patient ID Re-attending within 3 months - Adults	31	225	13.8%	13.8%	14.7%	15.4%
% of FP17s for the same patient ID Re-attending between 3 & 9 months - Children	548	717	76.4%	62.3%	60.8%	59.7%
% of FP17s for the same patient ID Re-attending between 3 & 9 months - Adults	146	225	64.9%	53.1%	52.8%	51.7%
% of FP17s for Band 1 Urgent Courses	37	902	4.1%	8.3%	8.2%	9.2%
% of FP17s Relating to Free Repair or Replacements	0	902	0.0%	0.7%	0.7%	0.7%
% of FP17s Relating to Continuations	1	902	0.1%	0.8%	0.8%	0.8%
% of Patients satisfied with the dentistry they have received	1	1	N/A	91.5%	93.2%	93.5%
% of Patients satisfied with the time they had to wait for an appointment	1	1	N/A	86.4%	88.5%	87.4%

* This is based on patients treated on this contract for their most recent course of treatment. Figures in italics indicate the base number of FP17s or Patient Questionnaire responses are less than 100. N/A is shown where the base number of responses is less than 10 during the period. % is calculated as Quantity/Base number*100

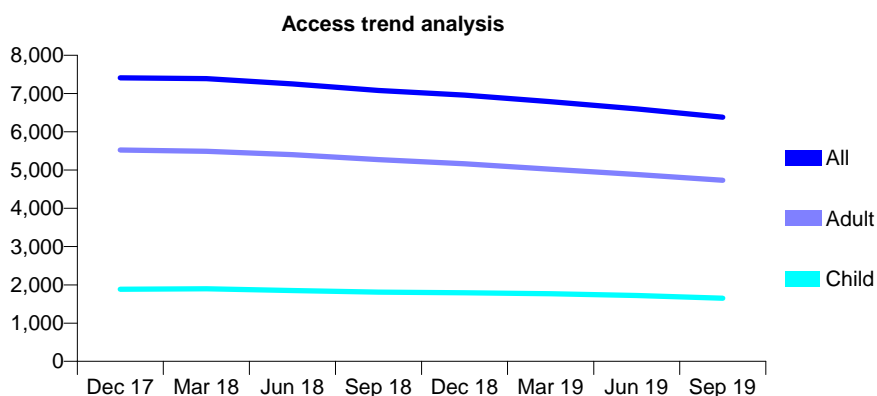
Q59 - Vital Signs At a Glance Contract Report for 690732/0001 - September 2019

Name or company name	MR B PARMAR
Contract type name	GDS Contract
Purpose of contract	General
Contract start date	01/02/2014
Contract end date	

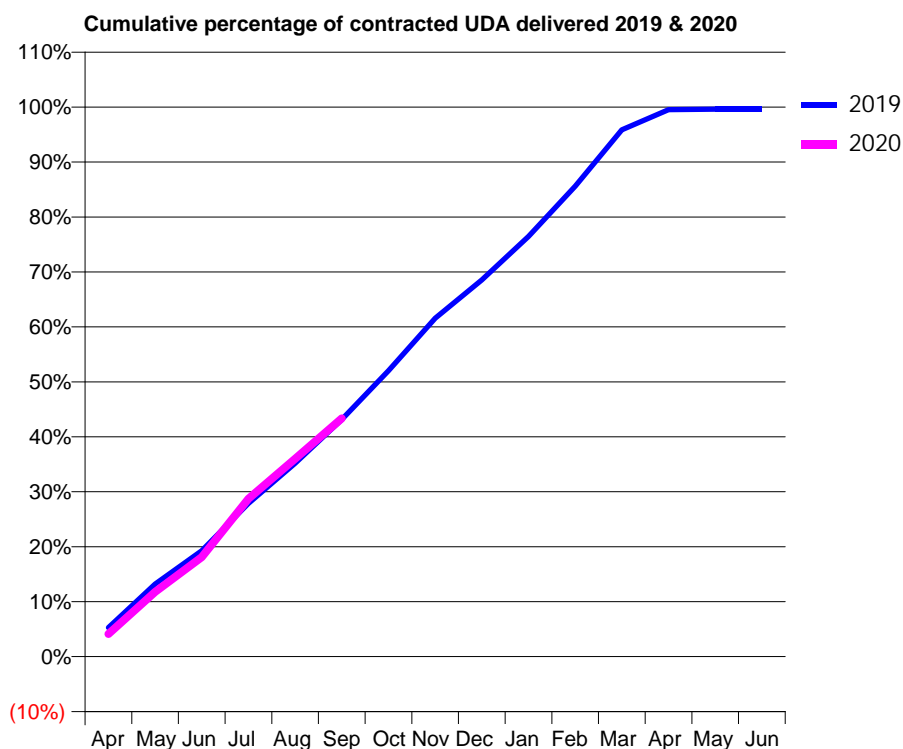
19/20 Contracted general activity (UDA)	18,170
Carry forward general activity (UDA)	0
19/20 Contracted orthodontic activity (UOA)	0
Carry forward orthodontic activity (UOA)	0
Baseline contract value	£418,737.86

ACCESS*

Patients seen in 24 months	Total	Change since previous quarter
Quarter ending September 2018	7,081	
Quarter ending December 2018	6,960	↓
Quarter ending March 2019	6,788	↓
Quarter ending June 2019	6,602	↓
Quarter ending September 2019	6,380	↓
Variance since September 2018	(9.9%)	↓



ACTIVITY



Month	Adjusted Scheduled Activity (UDA)	
	2019	2020
April	958	752
May	2,402	2,141
June	3,500	3,287
July	5,066	5,217
August	6,395	6,548
September	7,836	7,878
October	9,450	
November	11,190	
December	12,453	
January	13,891	
February	15,556	
March	17,418	
April	18,085	
May	18,097	
June	18,097	

QUALITY

	Quantity	Base Number	Contract	AT	Region	England
% of FP17s for the same patient ID Re-attending within 3 months - Children	64	1,045	6.1%	9.5%	11.3%	11.5%
% of FP17s for the same patient ID Re-attending within 3 months - Adults	254	2,644	9.6%	13.8%	14.7%	15.4%
% of FP17s for the same patient ID Re-attending between 3 & 9 months - Children	572	1,045	54.7%	62.3%	60.8%	59.7%
% of FP17s for the same patient ID Re-attending between 3 & 9 months - Adults	1,259	2,644	47.6%	53.1%	52.8%	51.7%
% of FP17s for Band 1 Urgent Courses	138	3,433	4.0%	8.3%	8.2%	9.2%
% of FP17s Relating to Free Repair or Replacements	40	3,433	1.2%	0.7%	0.7%	0.7%
% of FP17s Relating to Continuations	35	3,433	1.0%	0.8%	0.8%	0.8%
% of Patients satisfied with the dentistry they have received	2	2	N/A	91.5%	93.2%	93.5%
% of Patients satisfied with the time they had to wait for an appointment	2	2	N/A	86.4%	88.5%	87.4%

* This is based on patients treated on this contract for their most recent course of treatment. Figures in italics indicate the base number of FP17s or Patient Questionnaire responses are less than 100. N/A is shown where the base number of responses is less than 10 during the period. % is calculated as Quantity/Base number*100

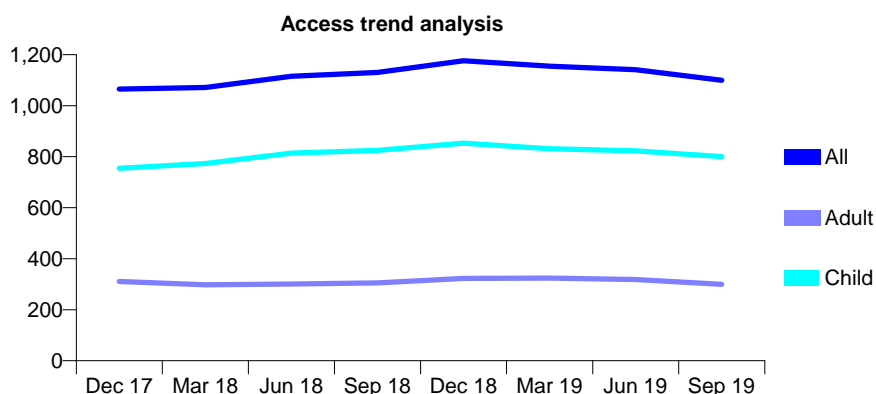
Q59 - Vital Signs At a Glance Contract Report for 690899/0001 - September 2019

Name or company name	Mr A Moosajee, Mr J Pallipatt & Mrs P Pallij
Contract type name	GDS Contract
Purpose of contract	General
Contract start date	03/09/2014
Contract end date	

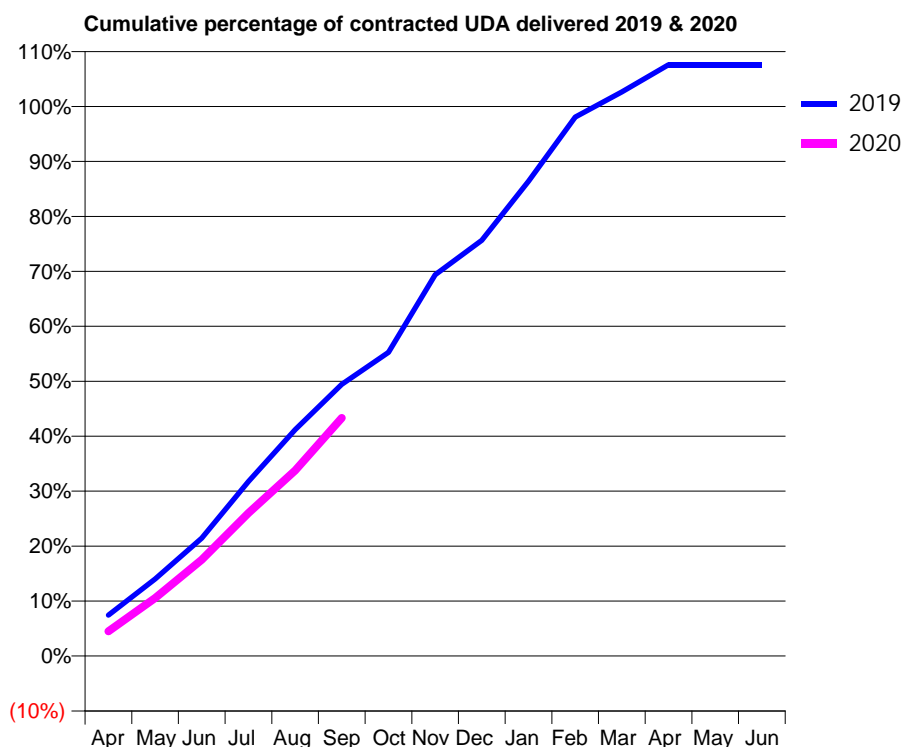
19/20 Contracted general activity (UDA)	2,819
Carry forward general activity (UDA)	0
19/20 Contracted orthodontic activity (UOA)	0
Carry forward orthodontic activity (UOA)	0
Baseline contract value	£62,813.48

ACCESS*

Patients seen in 24 months	Total	Change since previous quarter
Quarter ending September 2018	1,130	
Quarter ending December 2018	1,176	↑
Quarter ending March 2019	1,155	↓
Quarter ending June 2019	1,141	↓
Quarter ending September 2019	1,100	↓
Variance since September 2018	(2.7%)	↓



ACTIVITY



Month	Adjusted Scheduled Activity (UDA)	
	2019	2020
April	210	127
May	395	298
June	605	493
July	895	734
August	1,161	952
September	1,394	1,221
October	1,558	
November	1,956	
December	2,133	
January	2,436	
February	2,765	
March	2,893	
April	3,033	
May	3,033	
June	3,033	

QUALITY

	Quantity	Base Number	Contract	AT	Region	England
% of FP17s for the same patient ID Re-attending within 3 months - Children	48	620	7.7%	9.5%	11.3%	11.5%
% of FP17s for the same patient ID Re-attending within 3 months - Adults	28	189	14.8%	13.8%	14.7%	15.4%
% of FP17s for the same patient ID Re-attending between 3 & 9 months - Children	429	620	69.2%	62.3%	60.8%	59.7%
% of FP17s for the same patient ID Re-attending between 3 & 9 months - Adults	118	189	62.4%	53.1%	52.8%	51.7%
% of FP17s for Band 1 Urgent Courses	27	724	3.7%	8.3%	8.2%	9.2%
% of FP17s Relating to Free Repair or Replacements	0	724	0.0%	0.7%	0.7%	0.7%
% of FP17s Relating to Continuations	0	724	0.0%	0.8%	0.8%	0.8%
% of Patients satisfied with the dentistry they have received	0	0	N/A	91.5%	93.2%	93.5%
% of Patients satisfied with the time they had to wait for an appointment	0	0	N/A	86.4%	88.5%	87.4%

* This is based on patients treated on this contract for their most recent course of treatment. Figures in italics indicate the base number of FP17s or Patient Questionnaire responses are less than 100. N/A is shown where the base number of responses is less than 10 during the period. % is calculated as Quantity/Base number*100

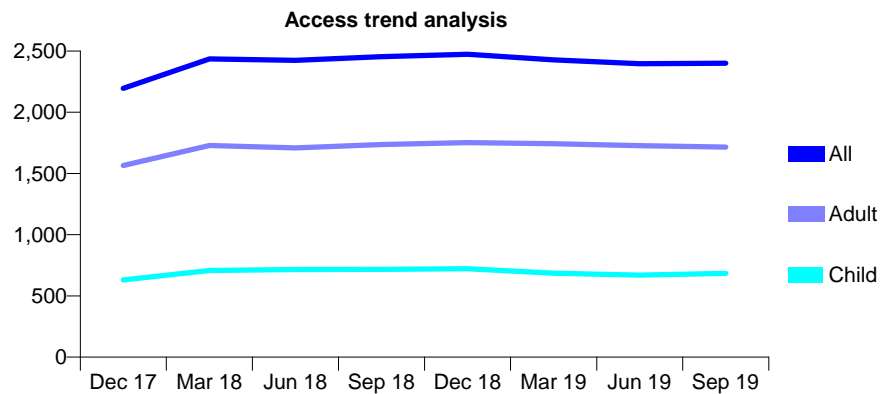
Q59 - Vital Signs At a Glance Contract Report for 704997/0001 - September 2019

Name or company name	Mr M Hamburger and Mrs R P Sadler
Contract type name	GDS Contract
Purpose of contract	General and Orthodontic
Contract start date	29/08/2011
Contract end date	

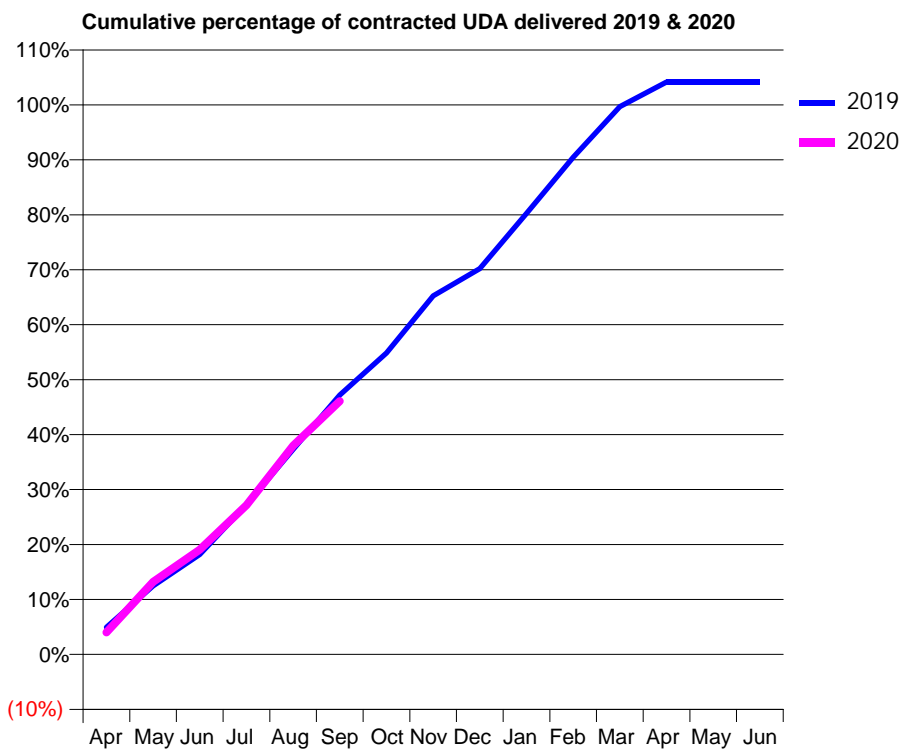
19/20 Contracted general activity (UDA)	5,896
Carry forward general activity (UDA)	0
19/20 Contracted orthodontic activity (UOA)	0
Carry forward orthodontic activity (UOA)	0
Baseline contract value	£118,918.84

ACCESS*

Patients seen in 24 months	Total	Change since previous quarter
Quarter ending September 2018	2,454	
Quarter ending December 2018	2,474	→
Quarter ending March 2019	2,429	↓
Quarter ending June 2019	2,397	↓
Quarter ending September 2019	2,400	→
Variance since September 2018	(2.2%)	↓



ACTIVITY



Month	Adjusted Scheduled Activity (UDA)	
	2019	2020
April	291	236
May	737	778
June	1,072	1,124
July	1,604	1,601
August	2,200	2,240
September	2,782	2,718
October	3,234	
November	3,847	
December	4,139	
January	4,731	
February	5,334	
March	5,878	
April	6,140	
May	6,140	
June	6,140	

QUALITY

	Quantity	Base Number	Contract	AT	Region	England
% of FP17s for the same patient ID Re-attending within 3 months - Children	46	529	8.7%	9.5%	11.3%	11.5%
% of FP17s for the same patient ID Re-attending within 3 months - Adults	162	1,241	13.1%	13.8%	14.7%	15.4%
% of FP17s for the same patient ID Re-attending between 3 & 9 months - Children	305	529	57.7%	62.3%	60.8%	59.7%
% of FP17s for the same patient ID Re-attending between 3 & 9 months - Adults	712	1,241	57.4%	53.1%	52.8%	51.7%
% of FP17s for Band 1 Urgent Courses	113	1,626	6.9%	8.3%	8.2%	9.2%
% of FP17s Relating to Free Repair or Replacements	9	1,626	0.6%	0.7%	0.7%	0.7%
% of FP17s Relating to Continuations	11	1,626	0.7%	0.8%	0.8%	0.8%
% of Patients satisfied with the dentistry they have received	0	0	N/A	91.5%	93.2%	93.5%
% of Patients satisfied with the time they had to wait for an appointment	0	0	N/A	86.4%	88.5%	87.4%

* This is based on patients treated on this contract for their most recent course of treatment. Figures in italics indicate the base number of FP17s or Patient Questionnaire responses are less than 100. N/A is shown where the base number of responses is less than 10 during the period. % is calculated as Quantity/Base number*100

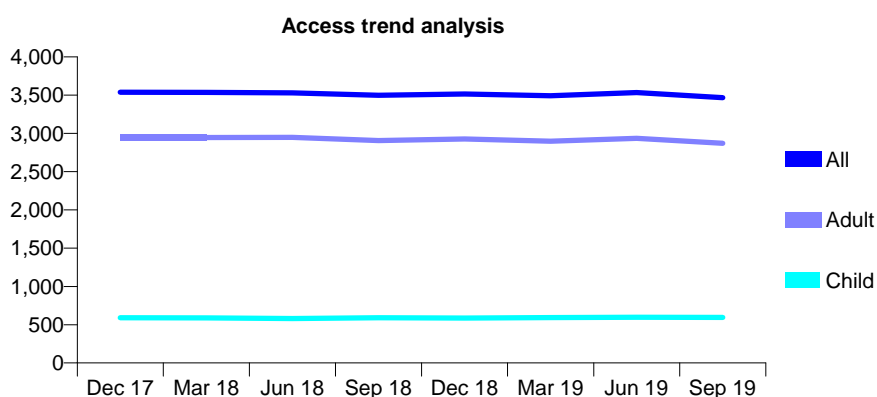
Q59 - Vital Signs At a Glance Contract Report for 724521/0001 - September 2019

Name or company name	MR PM BALDOCK
Contract type name	GDS Contract
Purpose of contract	General
Contract start date	01/04/2006
Contract end date	

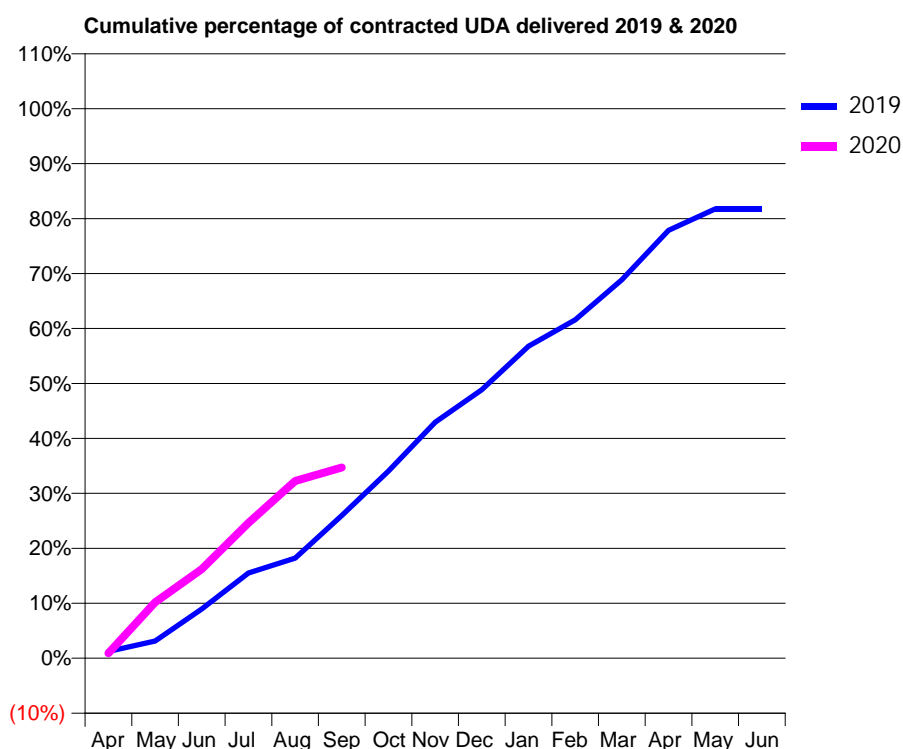
19/20 Contracted general activity (UDA)	9,620
Carry forward general activity (UDA)	0
19/20 Contracted orthodontic activity (UOA)	0
Carry forward orthodontic activity (UOA)	0
Baseline contract value	£219,491.38

ACCESS*

Patients seen in 24 months	Total	Change since previous quarter
Quarter ending September 2018	3,497	
Quarter ending December 2018	3,514	→
Quarter ending March 2019	3,492	→
Quarter ending June 2019	3,533	→
Quarter ending September 2019	3,466	↓
Variance since September 2018	(0.9%)	→



ACTIVITY



Month	2019	2020
April	121	87
May	302	978
June	863	1,561
July	1,493	2,368
August	1,753	3,103
September	2,498	3,339
October	3,276	
November	4,131	
December	4,701	
January	5,461	
February	5,924	
March	6,625	
April	7,489	
May	7,866	
June	7,866	

QUALITY

	Quantity	Base Number	Contract	AT	Region	England
% of FP17s for the same patient ID Re-attending within 3 months - Children	24	479	5.0%	9.5%	11.3%	11.5%
% of FP17s for the same patient ID Re-attending within 3 months - Adults	322	2,790	11.5%	13.8%	14.7%	15.4%
% of FP17s for the same patient ID Re-attending between 3 & 9 months - Children	346	479	72.2%	62.3%	60.8%	59.7%
% of FP17s for the same patient ID Re-attending between 3 & 9 months - Adults	1,909	2,790	68.4%	53.1%	52.8%	51.7%
% of FP17s for Band 1 Urgent Courses	179	2,396	7.5%	8.3%	8.2%	9.2%
% of FP17s Relating to Free Repair or Replacements	11	2,396	0.5%	0.7%	0.7%	0.7%
% of FP17s Relating to Continuations	18	2,396	0.8%	0.8%	0.8%	0.8%
% of Patients satisfied with the dentistry they have received	4	4	N/A	91.5%	93.2%	93.5%
% of Patients satisfied with the time they had to wait for an appointment	3	4	N/A	86.4%	88.5%	87.4%

* This is based on patients treated on this contract for their most recent course of treatment.

Figures in italics indicate the base number of FP17s or Patient Questionnaire responses are less than 100. N/A is shown where the base number of responses is less than 10 during the period. % is calculated as Quantity/Base number*100

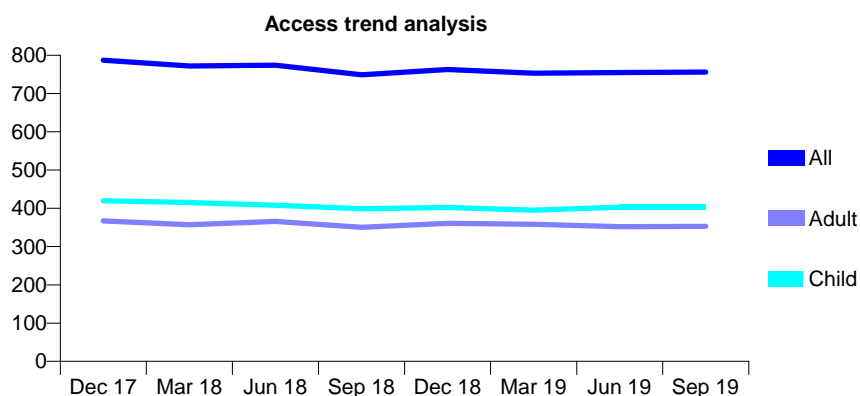
Q59 - Vital Signs At a Glance Contract Report for 736414/0001 - September 2019

Name or company name	MR P PATEL
Contract type name	GDS Contract
Purpose of contract	General
Contract start date	01/04/2006
Contract end date	

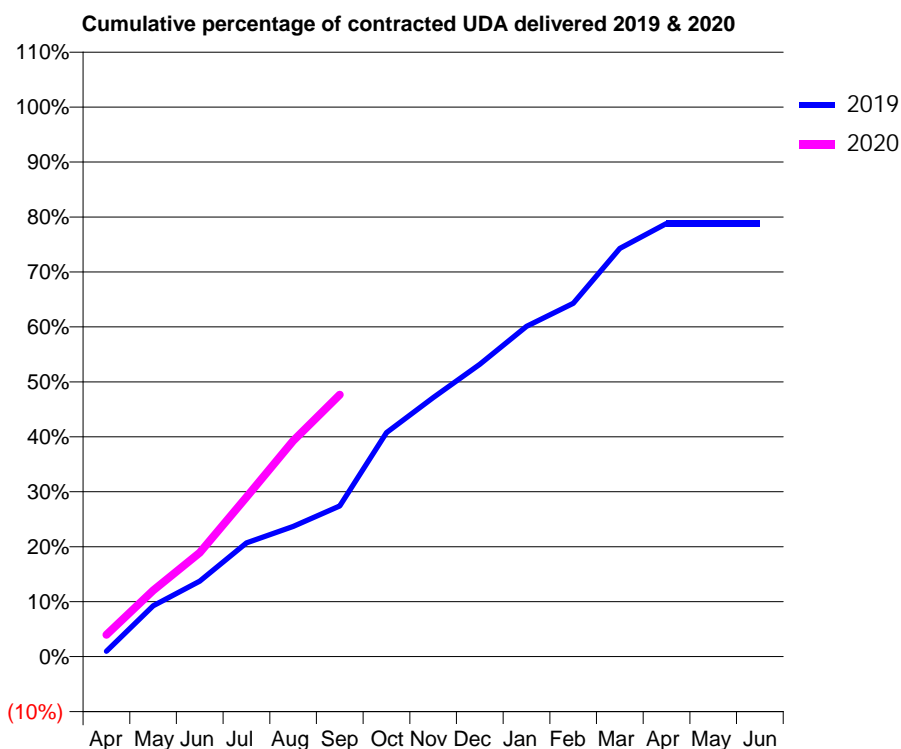
19/20 Contracted general activity (UDA)	1,900
Carry forward general activity (UDA)	0
19/20 Contracted orthodontic activity (UOA)	0
Carry forward orthodontic activity (UOA)	0
Baseline contract value	£44,656.33

ACCESS*

Patients seen in 24 months	Total	Change since previous quarter
Quarter ending September 2018	749	
Quarter ending December 2018	763	→
Quarter ending March 2019	753	↓
Quarter ending June 2019	755	→
Quarter ending September 2019	756	→
Variance since September 2018	0.9%	→



ACTIVITY



Month	Adjusted Scheduled Activity (UDA)	
	2019	2020
April	19	76
May	176	229
June	261	360
July	393	552
August	450	746
September	521	906
October	774	
November	896	
December	1,010	
January	1,142	
February	1,222	
March	1,411	
April	1,498	
May	1,498	
June	1,498	

QUALITY

	Quantity	Base Number	Contract	AT	Region	England
% of FP17s for the same patient ID Re-attending within 3 months - Children	27	309	8.7%	9.5%	11.3%	11.5%
% of FP17s for the same patient ID Re-attending within 3 months - Adults	44	199	22.1%	13.8%	14.7%	15.4%
% of FP17s for the same patient ID Re-attending between 3 & 9 months - Children	157	309	50.8%	62.3%	60.8%	59.7%
% of FP17s for the same patient ID Re-attending between 3 & 9 months - Adults	63	199	31.7%	53.1%	52.8%	51.7%
% of FP17s for Band 1 Urgent Courses	43	459	9.4%	8.3%	8.2%	9.2%
% of FP17s Relating to Free Repair or Replacements	0	459	0.0%	0.7%	0.7%	0.7%
% of FP17s Relating to Continuations	1	459	0.2%	0.8%	0.8%	0.8%
% of Patients satisfied with the dentistry they have received	0	0	N/A	91.5%	93.2%	93.5%
% of Patients satisfied with the time they had to wait for an appointment	0	0	N/A	86.4%	88.5%	87.4%

* This is based on patients treated on this contract for their most recent course of treatment. Figures in italics indicate the base number of FP17s or Patient Questionnaire responses are less than 100. N/A is shown where the base number of responses is less than 10 during the period. % is calculated as Quantity/Base number*100

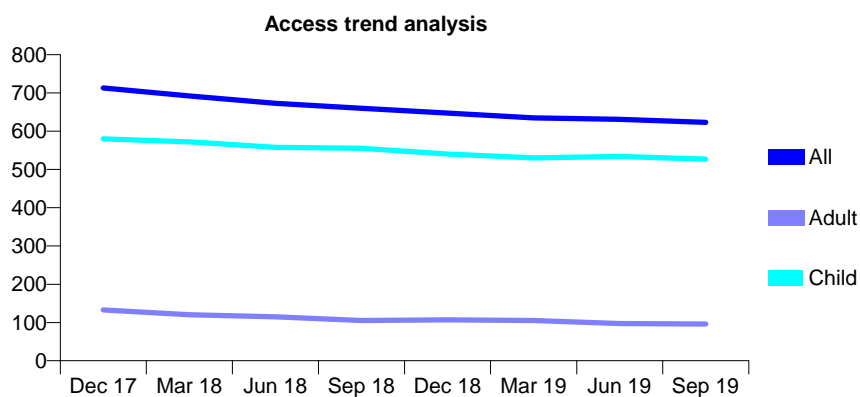
Q59 - Vital Signs At a Glance Contract Report for 746444/0001 - September 2019

Name or company name	MISS ES BUTTERS
Contract type name	GDS Contract
Purpose of contract	General
Contract start date	01/04/2006
Contract end date	

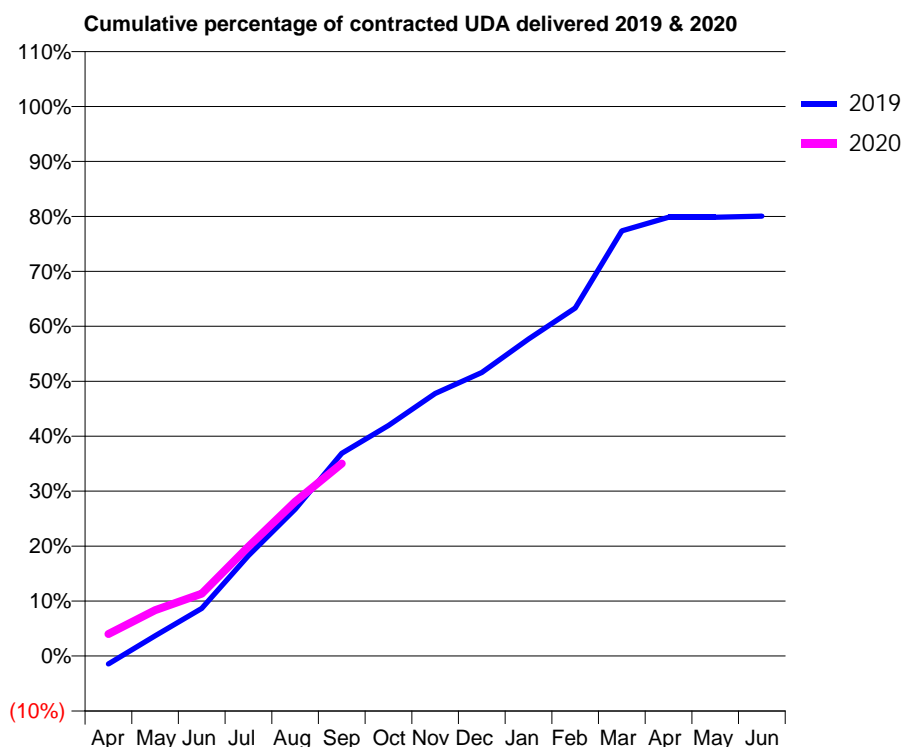
19/20 Contracted general activity (UDA)	1,500
Carry forward general activity (UDA)	0
19/20 Contracted orthodontic activity (UOA)	0
Carry forward orthodontic activity (UOA)	0
Baseline contract value	£31,440.26

ACCESS*

Patients seen in 24 months	Total	Change since previous quarter
Quarter ending September 2018	660	
Quarter ending December 2018	647	↓
Quarter ending March 2019	635	↓
Quarter ending June 2019	631	→
Quarter ending September 2019	623	↓
Variance since September 2018	(5.6%)	↓



ACTIVITY



Month	Adjusted Scheduled Activity (UDA)	
	2019	2020
April	-22	60
May	55	125
June	130	170
July	274	299
August	401	421
September	554	525
October	629	
November	716	
December	774	
January	865	
February	950	
March	1,161	
April	1,198	
May	1,198	
June	1,201	

QUALITY

	Quantity	Base Number	Contract	AT	Region	England
% of FP17s for the same patient ID Re-attending within 3 months - Children	15	401	3.7%	9.5%	11.3%	11.5%
% of FP17s for the same patient ID Re-attending within 3 months - Adults	16	52	30.8%	13.8%	14.7%	15.4%
% of FP17s for the same patient ID Re-attending between 3 & 9 months - Children	302	401	75.3%	62.3%	60.8%	59.7%
% of FP17s for the same patient ID Re-attending between 3 & 9 months - Adults	28	52	53.8%	53.1%	52.8%	51.7%
% of FP17s for Band 1 Urgent Courses	14	422	3.3%	8.3%	8.2%	9.2%
% of FP17s Relating to Free Repair or Replacements	0	422	0.0%	0.7%	0.7%	0.7%
% of FP17s Relating to Continuations	0	422	0.0%	0.8%	0.8%	0.8%
% of Patients satisfied with the dentistry they have received	0	0	N/A	91.5%	93.2%	93.5%
% of Patients satisfied with the time they had to wait for an appointment	0	0	N/A	86.4%	88.5%	87.4%

* This is based on patients treated on this contract for their most recent course of treatment. Figures in italics indicate the base number of FP17s or Patient Questionnaire responses are less than 100. N/A is shown where the base number of responses is less than 10 during the period. % is calculated as Quantity/Base number*100

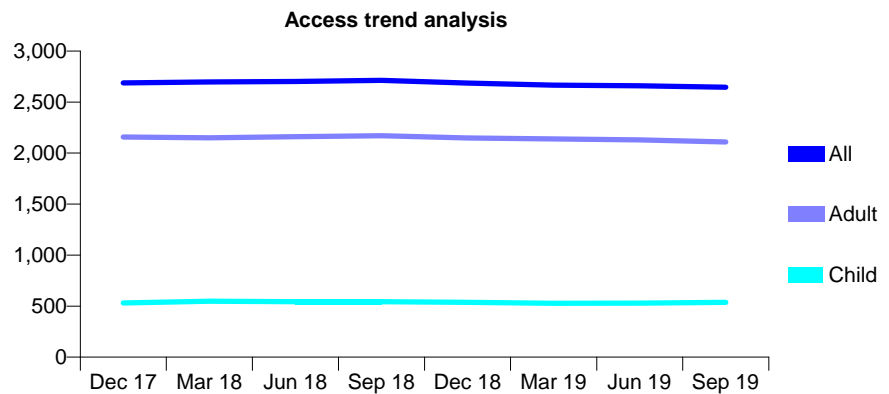
Q59 - Vital Signs At a Glance Contract Report for 749567/0001 - September 2019

Name or company name	MR M PATEL
Contract type name	GDS Contract
Purpose of contract	General
Contract start date	01/04/2006
Contract end date	

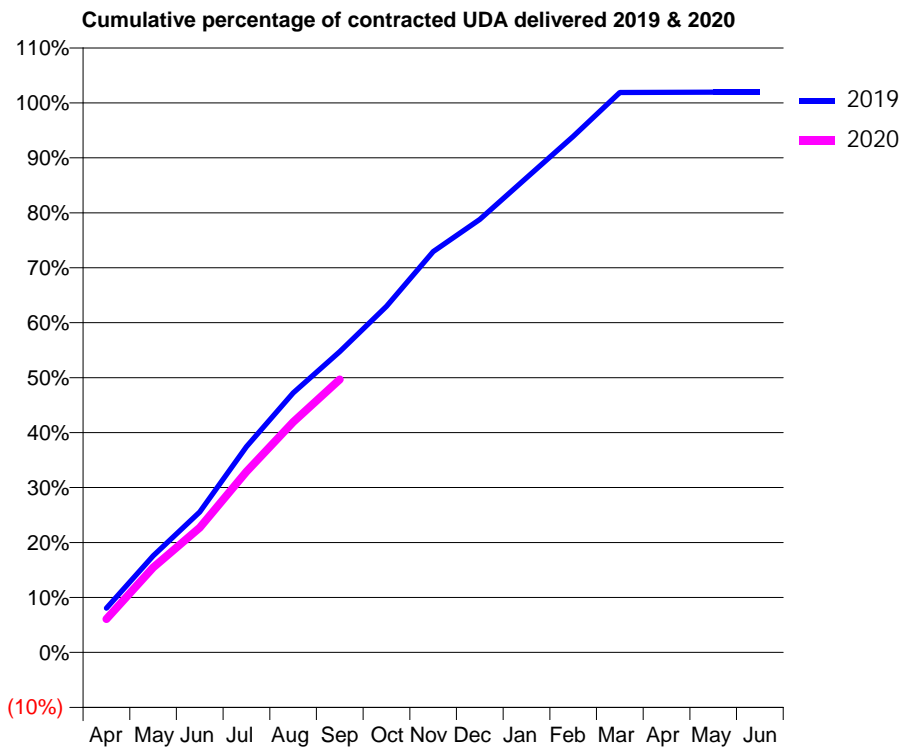
19/20 Contracted general activity (UDA)	8,017
Carry forward general activity (UDA)	0
19/20 Contracted orthodontic activity (UOA)	0
Carry forward orthodontic activity (UOA)	0
Baseline contract value	£207,703.71

ACCESS*

Patients seen in 24 months	Total	Change since previous quarter
Quarter ending September 2018	2,713	
Quarter ending December 2018	2,686	→
Quarter ending March 2019	2,666	→
Quarter ending June 2019	2,659	→
Quarter ending September 2019	2,645	→
Variance since September 2018	(2.5%)	↓



ACTIVITY



Month	2019	2020
April	645	487
May	1,409	1,238
June	2,049	1,819
July	3,002	2,637
August	3,784	3,361
September	4,389	3,981
October	5,049	
November	5,846	
December	6,316	
January	6,923	
February	7,527	
March	8,167	
April	8,171	
May	8,172	
June	8,172	

QUALITY

	Quantity	Base Number	Contract	AT	Region	England
% of FP17s for the same patient ID Re-attending within 3 months - Children	56	622	9.0%	9.5%	11.3%	11.5%
% of FP17s for the same patient ID Re-attending within 3 months - Adults	244	2,041	12.0%	13.8%	14.7%	15.4%
% of FP17s for the same patient ID Re-attending between 3 & 9 months - Children	464	622	74.6%	62.3%	60.8%	59.7%
% of FP17s for the same patient ID Re-attending between 3 & 9 months - Adults	1,556	2,041	76.2%	53.1%	52.8%	51.7%
% of FP17s for Band 1 Urgent Courses	62	2,659	2.3%	8.3%	8.2%	9.2%
% of FP17s Relating to Free Repair or Replacements	3	2,659	0.1%	0.7%	0.7%	0.7%
% of FP17s Relating to Continuations	13	2,659	0.5%	0.8%	0.8%	0.8%
% of Patients satisfied with the dentistry they have received	1	1	N/A	91.5%	93.2%	93.5%
% of Patients satisfied with the time they had to wait for an appointment	1	1	N/A	86.4%	88.5%	87.4%

* This is based on patients treated on this contract for their most recent course of treatment. Figures in italics indicate the base number of FP17s or Patient Questionnaire responses are less than 100. N/A is shown where the base number of responses is less than 10 during the period. % is calculated as Quantity/Base number*100

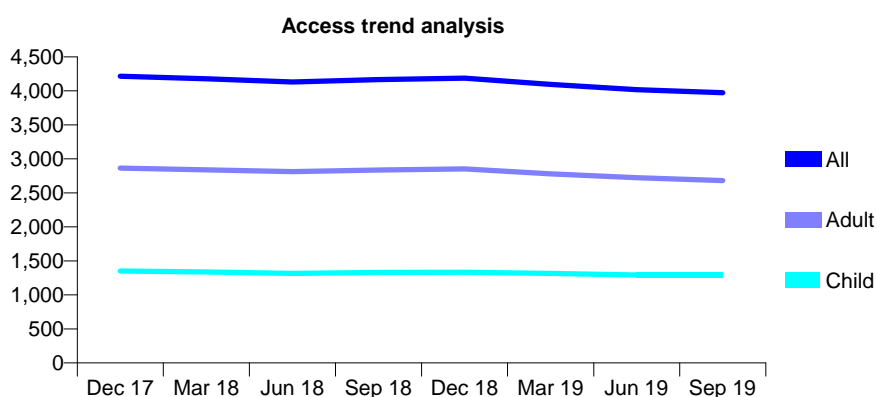
Q59 - Vital Signs At a Glance Contract Report for 750115/0001 - September 2019

Name or company name	MR H CHOTAI
Contract type name	GDS Contract
Purpose of contract	General
Contract start date	01/04/2006
Contract end date	

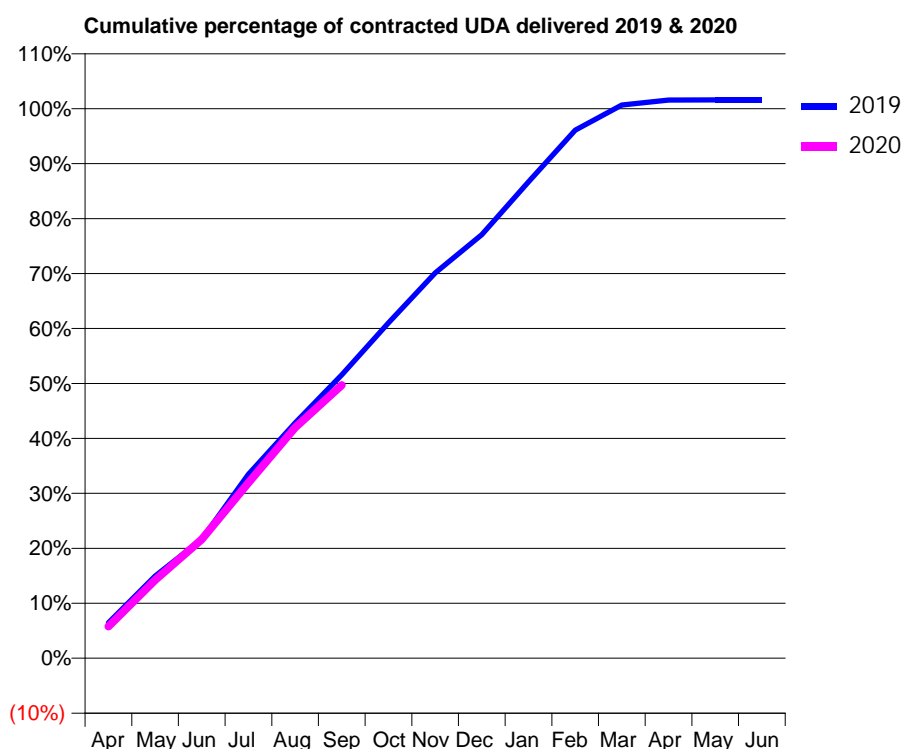
19/20 Contracted general activity (UDA)	9,039
Carry forward general activity (UDA)	0
19/20 Contracted orthodontic activity (UOA)	0
Carry forward orthodontic activity (UOA)	0
Baseline contract value	£213,218.42

ACCESS*

Patients seen in 24 months	Total	Change since previous quarter
Quarter ending September 2018	4,166	
Quarter ending December 2018	4,187	→
Quarter ending March 2019	4,096	↓
Quarter ending June 2019	4,018	↓
Quarter ending September 2019	3,974	↓
Variance since September 2018	(4.6%)	↓



ACTIVITY



Month	2019	2020
April	586	524
May	1,353	1,286
June	1,958	1,955
July	3,025	2,887
August	3,871	3,797
September	4,660	4,493
October	5,515	
November	6,338	
December	6,965	
January	7,837	
February	8,684	
March	9,098	
April	9,180	
May	9,183	
June	9,184	

QUALITY

	Quantity	Base Number	Contract	AT	Region	England
% of FP17s for the same patient ID Re-attending within 3 months - Children	95	1,199	7.9%	9.5%	11.3%	11.5%
% of FP17s for the same patient ID Re-attending within 3 months - Adults	198	2,099	9.4%	13.8%	14.7%	15.4%
% of FP17s for the same patient ID Re-attending between 3 & 9 months - Children	898	1,199	74.9%	62.3%	60.8%	59.7%
% of FP17s for the same patient ID Re-attending between 3 & 9 months - Adults	1,349	2,099	64.3%	53.1%	52.8%	51.7%
% of FP17s for Band 1 Urgent Courses	136	2,707	5.0%	8.3%	8.2%	9.2%
% of FP17s Relating to Free Repair or Replacements	8	2,707	0.3%	0.7%	0.7%	0.7%
% of FP17s Relating to Continuations	20	2,707	0.7%	0.8%	0.8%	0.8%
% of Patients satisfied with the dentistry they have received	0	0	N/A	91.5%	93.2%	93.5%
% of Patients satisfied with the time they had to wait for an appointment	0	0	N/A	86.4%	88.5%	87.4%

* This is based on patients treated on this contract for their most recent course of treatment.

Figures in italics indicate the base number of FP17s or Patient Questionnaire responses are less than 100. N/A is shown where the base number of responses is less than 10 during the period. % is calculated as Quantity/Base number*100

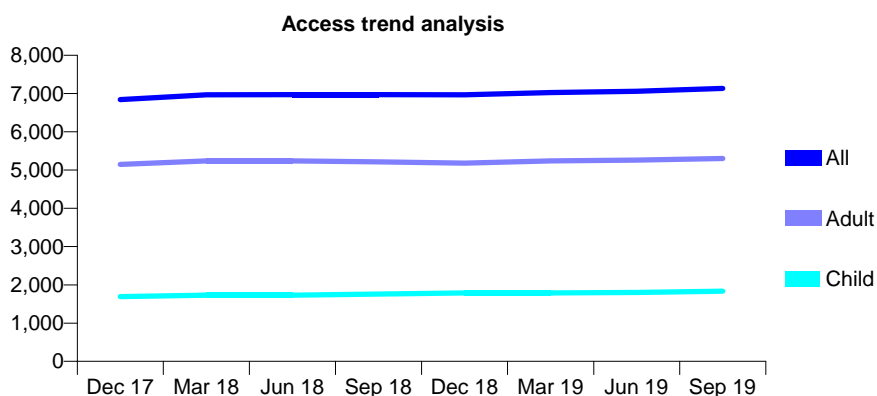
Q59 - Vital Signs At a Glance Contract Report for 751146/0001 - September 2019

Name or company name	MR MB VADHER
Contract type name	GDS Contract
Purpose of contract	General
Contract start date	01/04/2006
Contract end date	

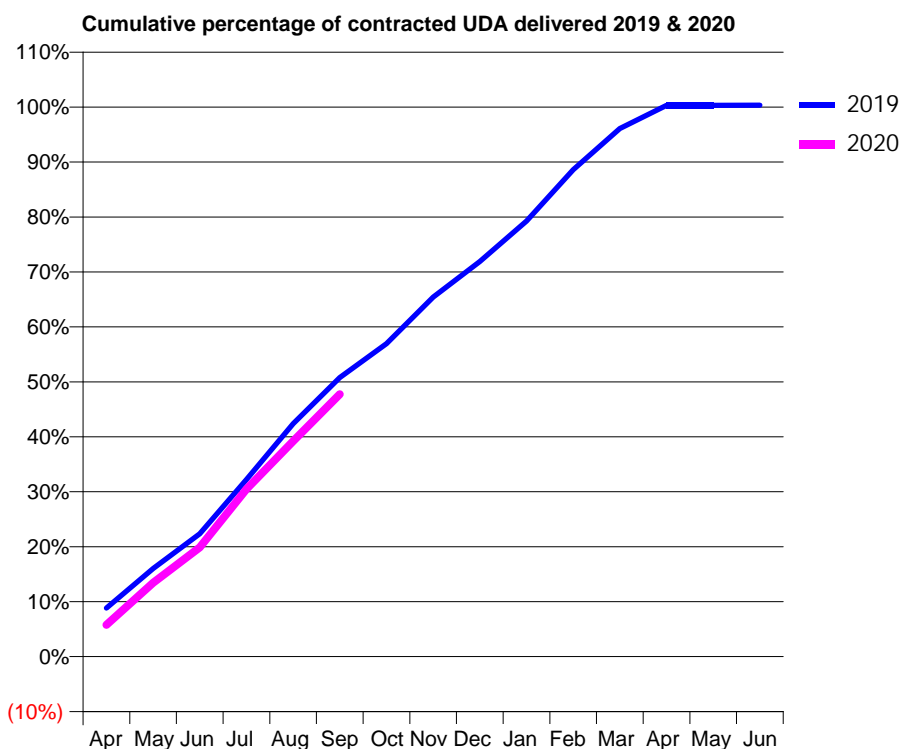
19/20 Contracted general activity (UDA)	17,749
Carry forward general activity (UDA)	0
19/20 Contracted orthodontic activity (UOA)	0
Carry forward orthodontic activity (UOA)	0
Baseline contract value	£462,017.29

ACCESS*

Patients seen in 24 months	Total	Change since previous quarter
Quarter ending September 2018	6,971	
Quarter ending December 2018	6,968	→
Quarter ending March 2019	7,025	→
Quarter ending June 2019	7,062	→
Quarter ending September 2019	7,134	→
Variance since September 2018	2.3%	↑



ACTIVITY



Month	Adjusted Scheduled Activity (UDA)	
	2019	2020
April	1,570	1,028
May	2,845	2,384
June	3,969	3,531
July	5,724	5,412
August	7,522	6,957
September	9,013	8,475
October	10,106	
November	11,609	
December	12,762	
January	14,065	
February	15,728	
March	17,053	
April	17,803	
May	17,803	
June	17,808	

QUALITY

	Quantity	Base Number	Contract	AT	Region	England
% of FP17s for the same patient ID Re-attending within 3 months - Children	40	1,444	2.8%	9.5%	11.3%	11.5%
% of FP17s for the same patient ID Re-attending within 3 months - Adults	181	2,936	6.2%	13.8%	14.7%	15.4%
% of FP17s for the same patient ID Re-attending between 3 & 9 months - Children	1,016	1,444	70.4%	62.3%	60.8%	59.7%
% of FP17s for the same patient ID Re-attending between 3 & 9 months - Adults	851	2,936	29.0%	53.1%	52.8%	51.7%
% of FP17s for Band 1 Urgent Courses	69	4,076	1.7%	8.3%	8.2%	9.2%
% of FP17s Relating to Free Repair or Replacements	6	4,076	0.1%	0.7%	0.7%	0.7%
% of FP17s Relating to Continuations	15	4,076	0.4%	0.8%	0.8%	0.8%
% of Patients satisfied with the dentistry they have received	3	3	N/A	91.5%	93.2%	93.5%
% of Patients satisfied with the time they had to wait for an appointment	2	3	N/A	86.4%	88.5%	87.4%

* This is based on patients treated on this contract for their most recent course of treatment. Figures in italics indicate the base number of FP17s or Patient Questionnaire responses are less than 100. N/A is shown where the base number of responses is less than 10 during the period. % is calculated as Quantity/Base number*100

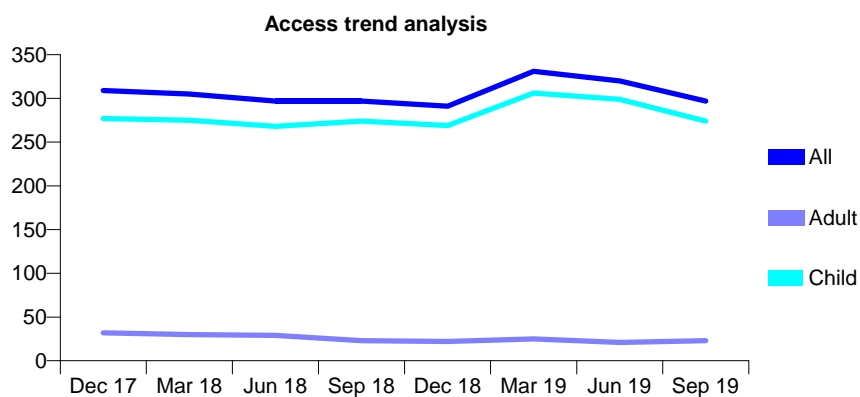
Q59 - Vital Signs At a Glance Contract Report for 752231/0001 - September 2019

Name or company name	Dr R Janjua and Dr H Mehboob
Contract type name	GDS Contract
Purpose of contract	General
Contract start date	01/04/2006
Contract end date	

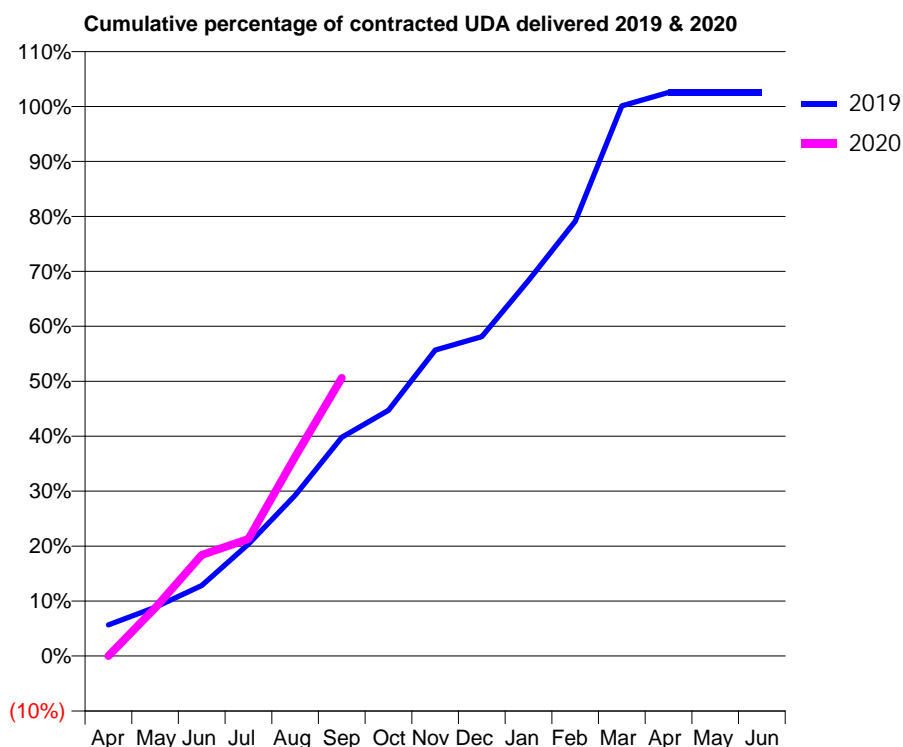
19/20 Contracted general activity (UDA)	530
Carry forward general activity (UDA)	0
19/20 Contracted orthodontic activity (UOA)	0
Carry forward orthodontic activity (UOA)	0
Baseline contract value	£11,696.43

ACCESS*

Patients seen in 24 months	Total	Change since previous quarter
Quarter ending September 2018	297	
Quarter ending December 2018	291	↓
Quarter ending March 2019	331	↑
Quarter ending June 2019	320	↓
Quarter ending September 2019	297	↓
Variance since September 2018	0.0%	→



ACTIVITY



Month	Adjusted Scheduled Activity (UDA)	
	2019	2020
April	30	0
May	47	46
June	68	98
July	108	113
August	155	192
September	211	268
October	237	
November	295	
December	308	
January	362	
February	419	
March	531	
April	544	
May	544	
June	544	

QUALITY

	Quantity	Base Number	Contract	AT	Region	England
% of FP17s for the same patient ID Re-attending within 3 months - Children	9	203	4.4%	9.5%	11.3%	11.5%
% of FP17s for the same patient ID Re-attending within 3 months - Adults	0	0	N/A	13.8%	14.7%	15.4%
% of FP17s for the same patient ID Re-attending between 3 & 9 months - Children	134	203	66.0%	62.3%	60.8%	59.7%
% of FP17s for the same patient ID Re-attending between 3 & 9 months - Adults	0	0	N/A	53.1%	52.8%	51.7%
% of FP17s for Band 1 Urgent Courses	6	196	3.1%	8.3%	8.2%	9.2%
% of FP17s Relating to Free Repair or Replacements	0	196	0.0%	0.7%	0.7%	0.7%
% of FP17s Relating to Continuations	0	196	0.0%	0.8%	0.8%	0.8%
% of Patients satisfied with the dentistry they have received	1	1	N/A	91.5%	93.2%	93.5%
% of Patients satisfied with the time they had to wait for an appointment	1	1	N/A	86.4%	88.5%	87.4%

* This is based on patients treated on this contract for their most recent course of treatment. Figures in italics indicate the base number of FP17s or Patient Questionnaire responses are less than 100. N/A is shown where the base number of responses is less than 10 during the period. % is calculated as Quantity/Base number*100

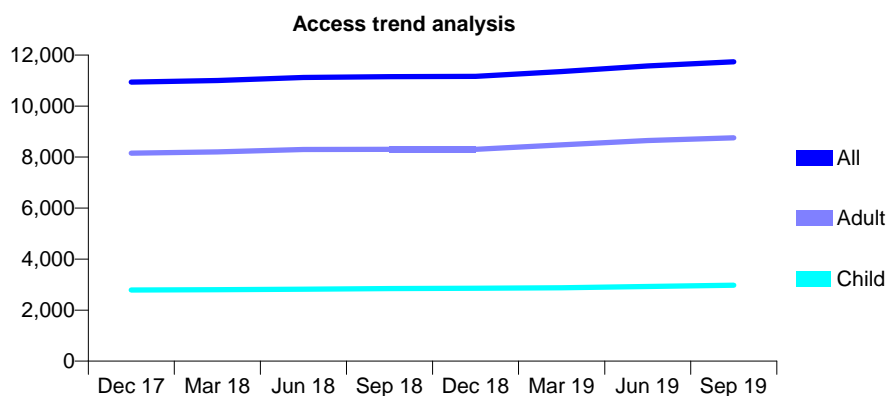
Q59 - Vital Signs At a Glance Contract Report for 763438/0001 - September 2019

Name or company name	MR M SALEEM
Contract type name	GDS Contract
Purpose of contract	General
Contract start date	01/04/2006
Contract end date	

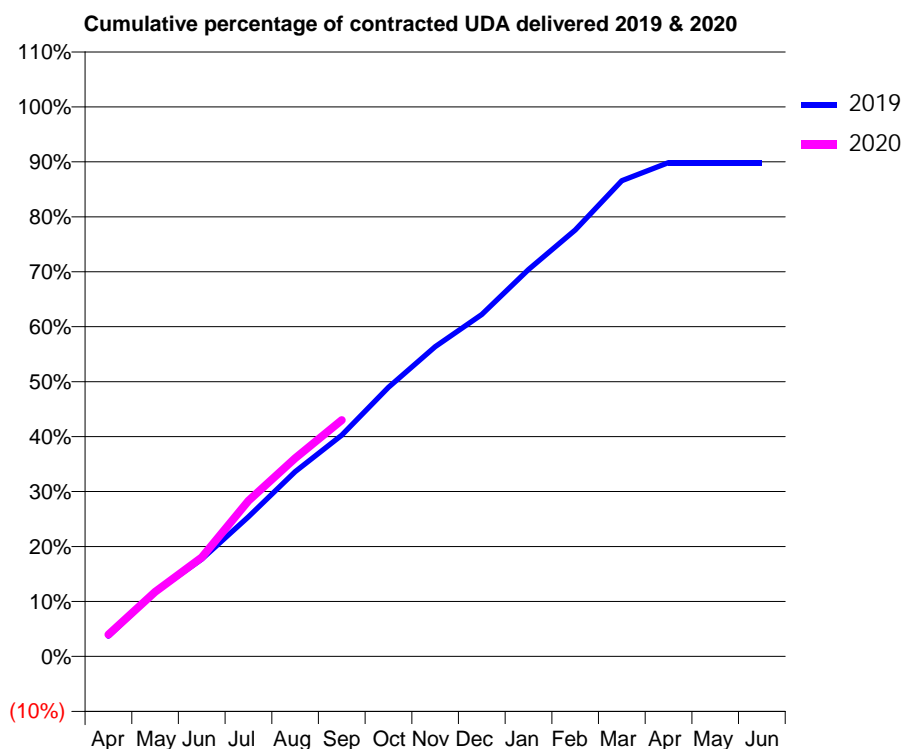
19/20 Contracted general activity (UDA)	34,153
Carry forward general activity (UDA)	0
19/20 Contracted orthodontic activity (UOA)	0
Carry forward orthodontic activity (UOA)	0
Baseline contract value	£779,230.60

ACCESS*

Patients seen in 24 months	Total	Change since previous quarter
Quarter ending September 2018	11,154	
Quarter ending December 2018	11,164	→
Quarter ending March 2019	11,356	→
Quarter ending June 2019	11,574	→
Quarter ending September 2019	11,735	→
Variance since September 2018	5.2%	↑



ACTIVITY



Month	2019	2020
April	1,261	1,357
May	3,999	4,019
June	6,048	6,154
July	8,684	9,674
August	11,487	12,319
September	13,756	14,678
October	16,719	
November	19,247	
December	21,244	
January	24,050	
February	26,498	
March	29,571	
April	30,682	
May	30,682	
June	30,689	

QUALITY

	Quantity	Base Number	Contract	AT	Region	England
% of FP17s for the same patient ID Re-attending within 3 months - Children	154	2,392	6.4%	9.5%	11.3%	11.5%
% of FP17s for the same patient ID Re-attending within 3 months - Adults	1,096	7,448	14.7%	13.8%	14.7%	15.4%
% of FP17s for the same patient ID Re-attending between 3 & 9 months - Children	1,548	2,392	64.7%	62.3%	60.8%	59.7%
% of FP17s for the same patient ID Re-attending between 3 & 9 months - Adults	4,584	7,448	61.5%	53.1%	52.8%	51.7%
% of FP17s for Band 1 Urgent Courses	598	9,240	6.5%	8.3%	8.2%	9.2%
% of FP17s Relating to Free Repair or Replacements	91	9,240	1.0%	0.7%	0.7%	0.7%
% of FP17s Relating to Continuations	76	9,240	0.8%	0.8%	0.8%	0.8%
% of Patients satisfied with the dentistry they have received	6	8	N/A	91.5%	93.2%	93.5%
% of Patients satisfied with the time they had to wait for an appointment	7	8	N/A	86.4%	88.5%	87.4%

* This is based on patients treated on this contract for their most recent course of treatment. Figures in italics indicate the base number of FP17s or Patient Questionnaire responses are less than 100. N/A is shown where the base number of responses is less than 10 during the period. % is calculated as Quantity/Base number*100

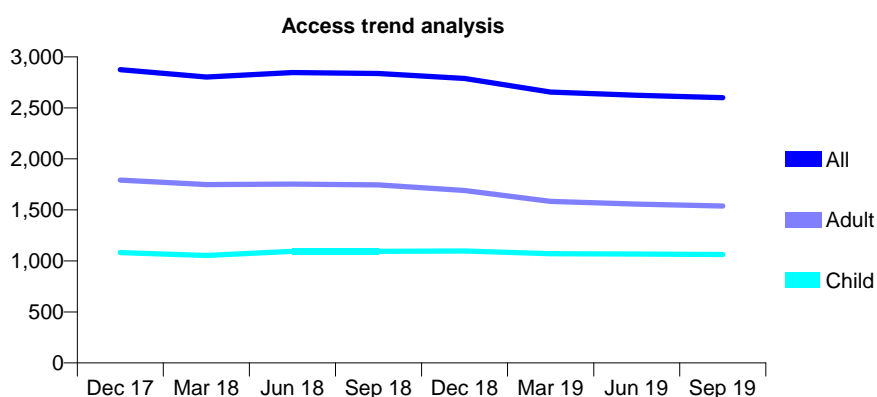
Q59 - Vital Signs At a Glance Contract Report for 764817/0001 - September 2019

Name or company name	MISS A GOHIL
Contract type name	GDS Contract
Purpose of contract	General
Contract start date	01/09/2008
Contract end date	

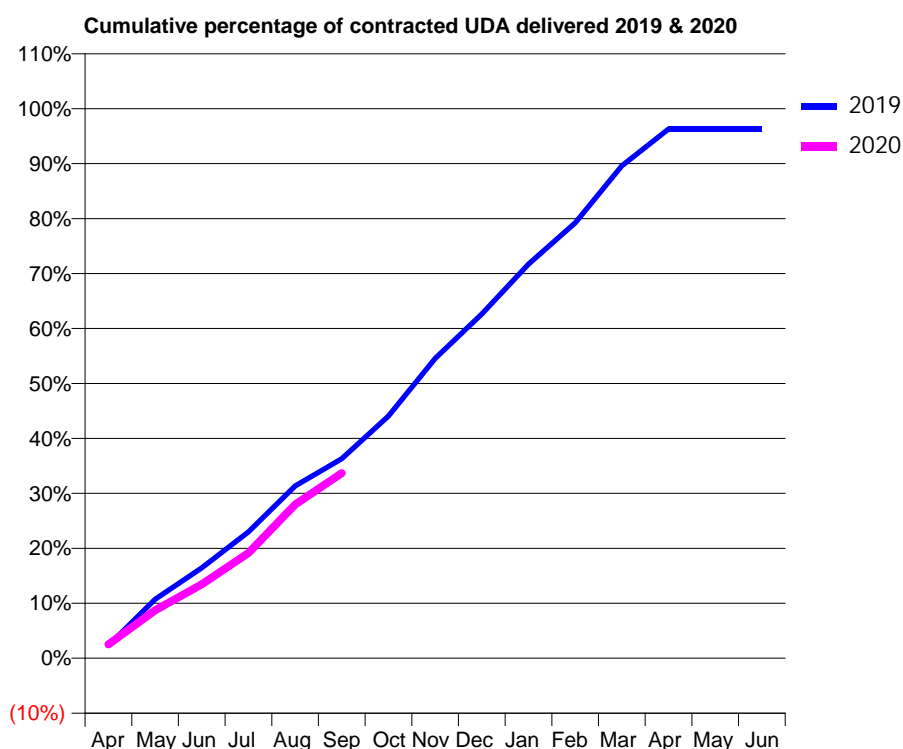
19/20 Contracted general activity (UDA)	8,985
Carry forward general activity (UDA)	0
19/20 Contracted orthodontic activity (UOA)	0
Carry forward orthodontic activity (UOA)	0
Baseline contract value	£218,718.94

ACCESS*

Patients seen in 24 months	Total	Change since previous quarter
Quarter ending September 2018	2,837	
Quarter ending December 2018	2,787	↓
Quarter ending March 2019	2,654	↓
Quarter ending June 2019	2,624	↓
Quarter ending September 2019	2,601	→
Variance since September 2018	(8.3%)	↓



ACTIVITY



Month	2019	2020
April	208	226
May	966	785
June	1,476	1,209
July	2,065	1,722
August	2,817	2,514
September	3,260	3,027
October	3,962	
November	4,902	
December	5,626	
January	6,445	
February	7,117	
March	8,051	
April	8,650	
May	8,650	
June	8,650	

QUALITY

	Quantity	Base Number	Contract	AT	Region	England
% of FP17s for the same patient ID Re-attending within 3 months - Children	46	759	6.1%	9.5%	11.3%	11.5%
% of FP17s for the same patient ID Re-attending within 3 months - Adults	133	926	14.4%	13.8%	14.7%	15.4%
% of FP17s for the same patient ID Re-attending between 3 & 9 months - Children	486	759	64.0%	62.3%	60.8%	59.7%
% of FP17s for the same patient ID Re-attending between 3 & 9 months - Adults	493	926	53.2%	53.1%	52.8%	51.7%
% of FP17s for Band 1 Urgent Courses	89	1,541	5.8%	8.3%	8.2%	9.2%
% of FP17s Relating to Free Repair or Replacements	5	1,541	0.3%	0.7%	0.7%	0.7%
% of FP17s Relating to Continuations	9	1,541	0.6%	0.8%	0.8%	0.8%
% of Patients satisfied with the dentistry they have received	0	0	N/A	91.5%	93.2%	93.5%
% of Patients satisfied with the time they had to wait for an appointment	0	0	N/A	86.4%	88.5%	87.4%

* This is based on patients treated on this contract for their most recent course of treatment.

Figures in italics indicate the base number of FP17s or Patient Questionnaire responses are less than 100. N/A is shown where the base number of responses is less than 10 during the period. % is calculated as Quantity/Base number*100

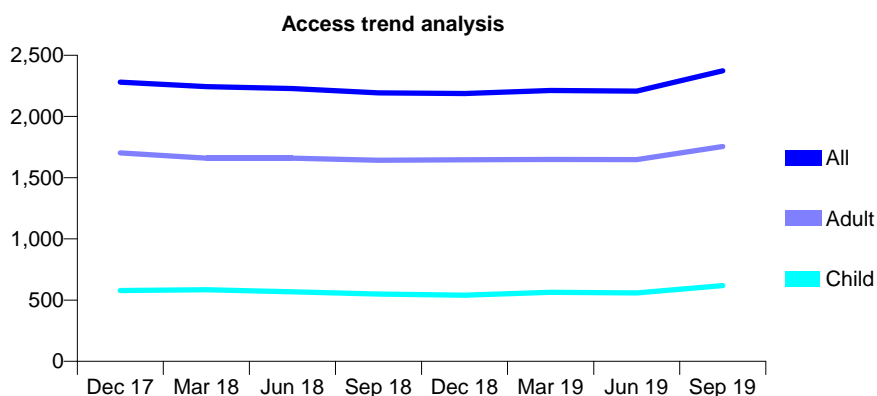
Q59 - Vital Signs At a Glance Contract Report for 766275/0001 - September 2019

Name or company name	MR CV MARU
Contract type name	GDS Contract
Purpose of contract	General
Contract start date	01/04/2006
Contract end date	

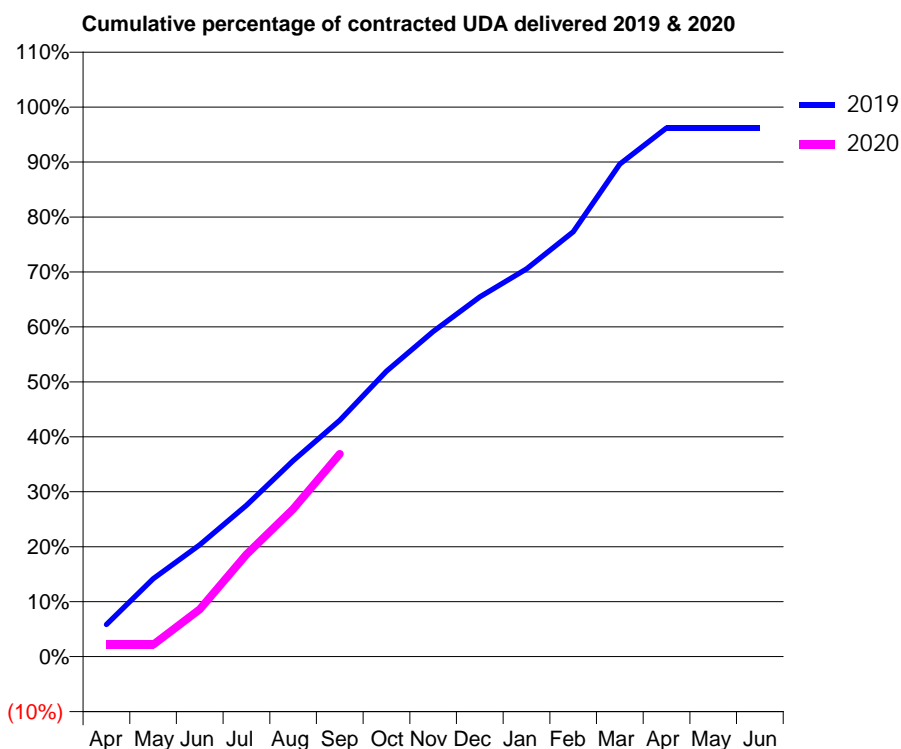
19/20 Contracted general activity (UDA)	5,414
Carry forward general activity (UDA)	0
19/20 Contracted orthodontic activity (UOA)	0
Carry forward orthodontic activity (UOA)	0
Baseline contract value	£154,802.65

ACCESS*

Patients seen in 24 months	Total	Change since previous quarter
Quarter ending September 2018	2,192	
Quarter ending December 2018	2,188	→
Quarter ending March 2019	2,213	→
Quarter ending June 2019	2,207	→
Quarter ending September 2019	2,373	↑
Variance since September 2018	8.3%	↑



ACTIVITY



Month	Adjusted Scheduled Activity (UDA)	
	2019	2020
April	316	118
May	767	118
June	1,101	466
July	1,491	1,008
August	1,930	1,455
September	2,329	1,996
October	2,813	
November	3,202	
December	3,544	
January	3,820	
February	4,185	
March	4,853	
April	5,209	
May	5,209	
June	5,209	

QUALITY

	Quantity	Base Number	Contract	AT	Region	England
% of FP17s for the same patient ID Re-attending within 3 months - Children	40	521	7.7%	9.5%	11.3%	11.5%
% of FP17s for the same patient ID Re-attending within 3 months - Adults	234	1,519	15.4%	13.8%	14.7%	15.4%
% of FP17s for the same patient ID Re-attending between 3 & 9 months - Children	287	521	55.1%	62.3%	60.8%	59.7%
% of FP17s for the same patient ID Re-attending between 3 & 9 months - Adults	844	1,519	55.6%	53.1%	52.8%	51.7%
% of FP17s for Band 1 Urgent Courses	151	1,368	11.0%	8.3%	8.2%	9.2%
% of FP17s Relating to Free Repair or Replacements	11	1,368	0.8%	0.7%	0.7%	0.7%
% of FP17s Relating to Continuations	8	1,368	0.6%	0.8%	0.8%	0.8%
% of Patients satisfied with the dentistry they have received	0	0	N/A	91.5%	93.2%	93.5%
% of Patients satisfied with the time they had to wait for an appointment	0	0	N/A	86.4%	88.5%	87.4%

* This is based on patients treated on this contract for their most recent course of treatment. Figures in italics indicate the base number of FP17s or Patient Questionnaire responses are less than 100. N/A is shown where the base number of responses is less than 10 during the period. % is calculated as Quantity/Base number*100

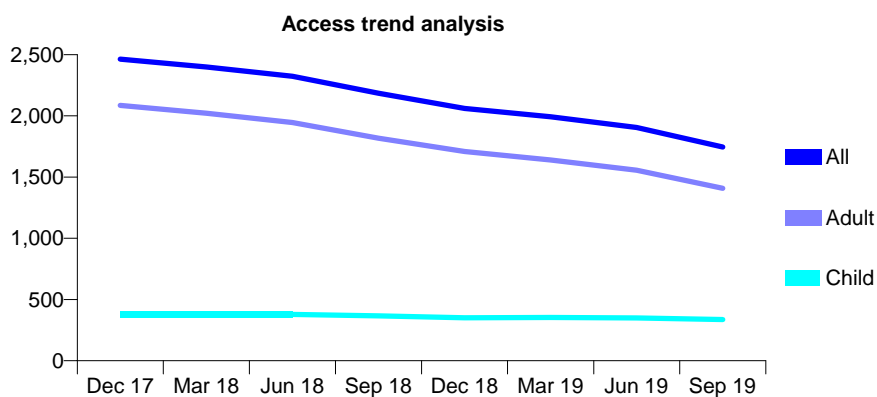
Q59 - Vital Signs At a Glance Contract Report for 774677/0001 - September 2019

Name or company name	Mrs C Patel
Contract type name	GDS Contract
Purpose of contract	General
Contract start date	01/04/2006
Contract end date	

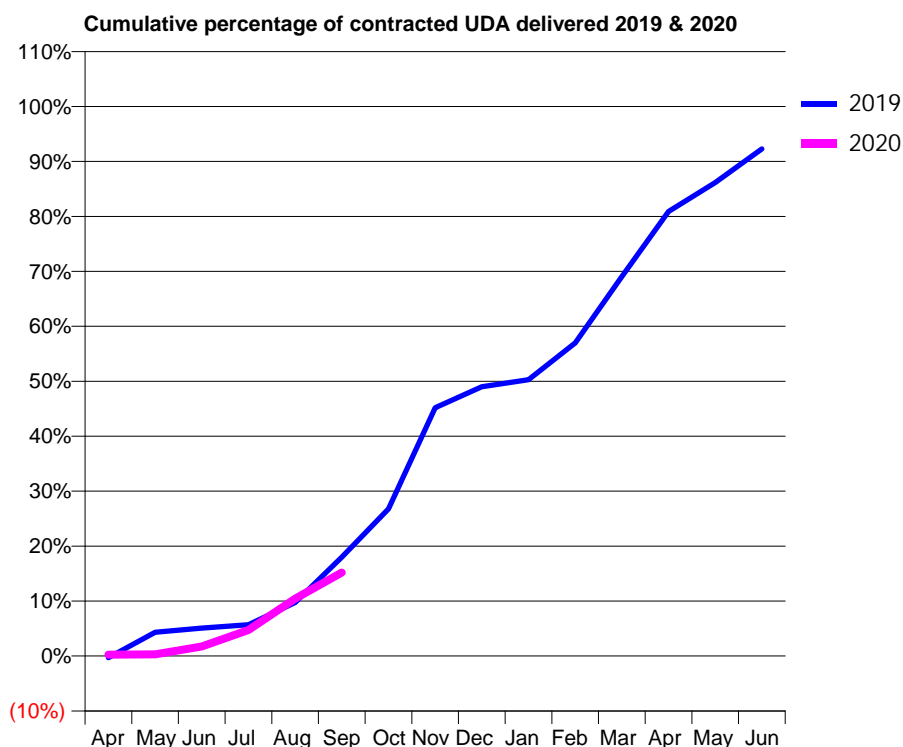
19/20 Contracted general activity (UDA)	7,072
Carry forward general activity (UDA)	0
19/20 Contracted orthodontic activity (UOA)	0
Carry forward orthodontic activity (UOA)	0
Baseline contract value	£130,002.94

ACCESS*

Patients seen in 24 months	Total	Change since previous quarter
Quarter ending September 2018	2,185	
Quarter ending December 2018	2,061	↓
Quarter ending March 2019	1,993	↓
Quarter ending June 2019	1,905	↓
Quarter ending September 2019	1,746	↓
Variance since September 2018	(20.1%)	↓



ACTIVITY



Month	Adjusted Scheduled Activity (UDA)	
	2019	2020
April	-23	18
May	306	21
June	359	122
July	402	336
August	689	739
September	1,273	1,076
October	1,894	
November	3,196	
December	3,467	
January	3,557	
February	4,029	
March	4,882	
April	5,721	
May	6,093	
June	6,525	

QUALITY

	Quantity	Base Number	Contract	AT	Region	England
% of FP17s for the same patient ID Re-attending within 3 months - Children	29	237	12.2%	9.5%	11.3%	11.5%
% of FP17s for the same patient ID Re-attending within 3 months - Adults	91	636	14.3%	13.8%	14.7%	15.4%
% of FP17s for the same patient ID Re-attending between 3 & 9 months - Children	165	237	69.6%	62.3%	60.8%	59.7%
% of FP17s for the same patient ID Re-attending between 3 & 9 months - Adults	202	636	31.8%	53.1%	52.8%	51.7%
% of FP17s for Band 1 Urgent Courses	54	347	15.6%	8.3%	8.2%	9.2%
% of FP17s Relating to Free Repair or Replacements	5	347	1.4%	0.7%	0.7%	0.7%
% of FP17s Relating to Continuations	5	347	1.4%	0.8%	0.8%	0.8%
% of Patients satisfied with the dentistry they have received	0	1	N/A	91.5%	93.2%	93.5%
% of Patients satisfied with the time they had to wait for an appointment	0	1	N/A	86.4%	88.5%	87.4%

* This is based on patients treated on this contract for their most recent course of treatment. Figures in italics indicate the base number of FP17s or Patient Questionnaire responses are less than 100. N/A is shown where the base number of responses is less than 10 during the period. % is calculated as Quantity/Base number*100

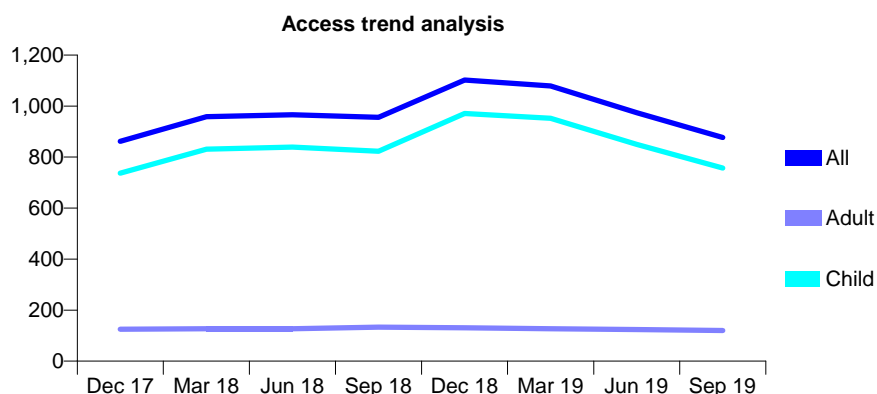
Q59 - Vital Signs At a Glance Contract Report for 787930/0001 - September 2019

Name or company name	MISS G DENTITH
Contract type name	GDS Contract
Purpose of contract	General
Contract start date	02/08/2013
Contract end date	

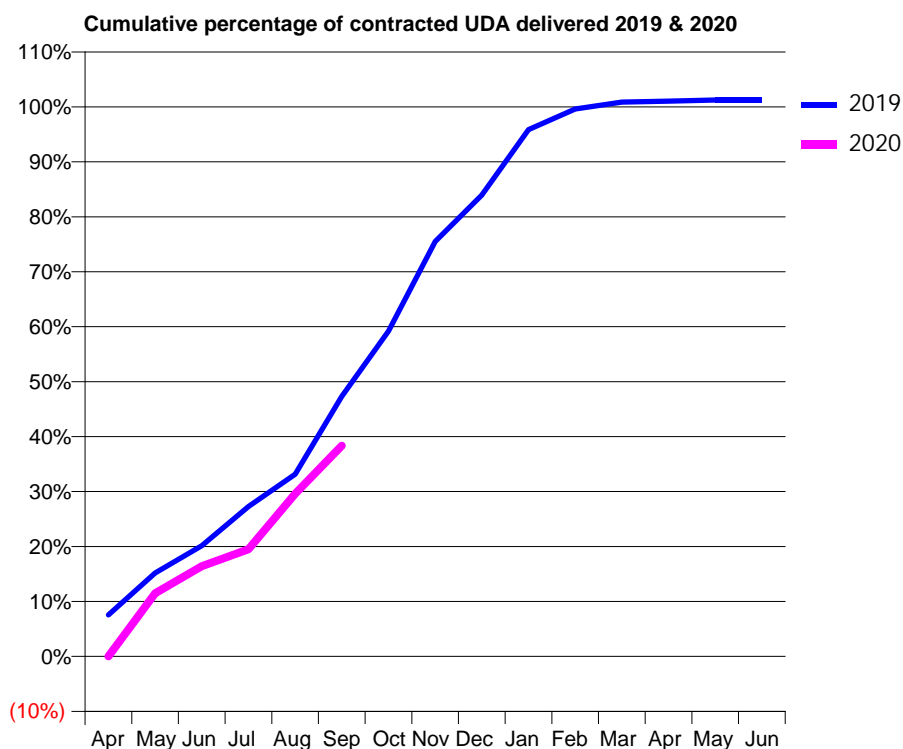
19/20 Contracted general activity (UDA)	2,400
Carry forward general activity (UDA)	0
19/20 Contracted orthodontic activity (UOA)	0
Carry forward orthodontic activity (UOA)	0
Baseline contract value	£89,889.89

ACCESS*

Patients seen in 24 months	Total	Change since previous quarter
Quarter ending September 2018	956	
Quarter ending December 2018	1,102	↑
Quarter ending March 2019	1,079	↓
Quarter ending June 2019	974	↓
Quarter ending September 2019	877	↓
Variance since September 2018	(8.3%)	↓



ACTIVITY



Month	Adjusted Scheduled Activity (UDA)	
	2019	2020
April	182	0
May	365	276
June	484	394
July	654	468
August	796	710
September	1,135	920
October	1,421	
November	1,812	
December	2,015	
January	2,300	
February	2,391	
March	2,421	
April	2,425	
May	2,430	
June	2,430	

QUALITY

	Quantity	Base Number	Contract	AT	Region	England
% of FP17s for the same patient ID Re-attending within 3 months - Children	24	544	4.4%	9.5%	11.3%	11.5%
% of FP17s for the same patient ID Re-attending within 3 months - Adults	1	30	3.3%	13.8%	14.7%	15.4%
% of FP17s for the same patient ID Re-attending between 3 & 9 months - Children	315	544	57.9%	62.3%	60.8%	59.7%
% of FP17s for the same patient ID Re-attending between 3 & 9 months - Adults	20	30	66.7%	53.1%	52.8%	51.7%
% of FP17s for Band 1 Urgent Courses	30	568	5.3%	8.3%	8.2%	9.2%
% of FP17s Relating to Free Repair or Replacements	0	568	0.0%	0.7%	0.7%	0.7%
% of FP17s Relating to Continuations	0	568	0.0%	0.8%	0.8%	0.8%
% of Patients satisfied with the dentistry they have received	0	0	N/A	91.5%	93.2%	93.5%
% of Patients satisfied with the time they had to wait for an appointment	0	0	N/A	86.4%	88.5%	87.4%

* This is based on patients treated on this contract for their most recent course of treatment. Figures in italics indicate the base number of FP17s or Patient Questionnaire responses are less than 100. N/A is shown where the base number of responses is less than 10 during the period. % is calculated as Quantity/Base number*100

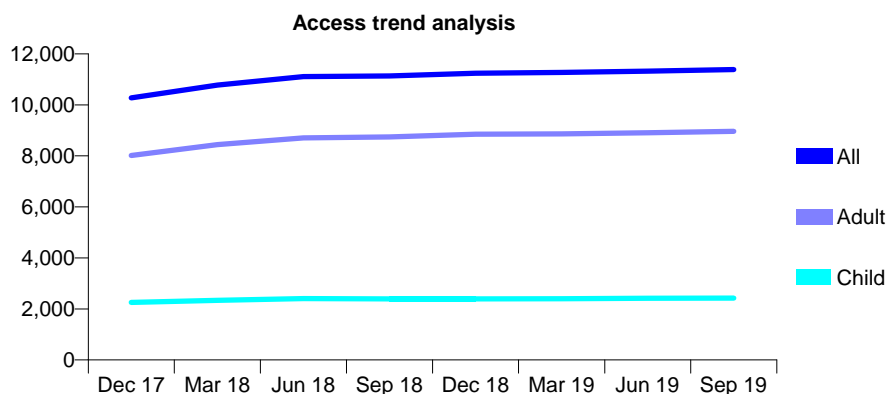
Q59 - Vital Signs At a Glance Contract Report for 796964/0002 - September 2019

Name or company name	MR A SMITH
Contract type name	GDS Contract
Purpose of contract	General and Orthodontic
Contract start date	01/08/2014
Contract end date	

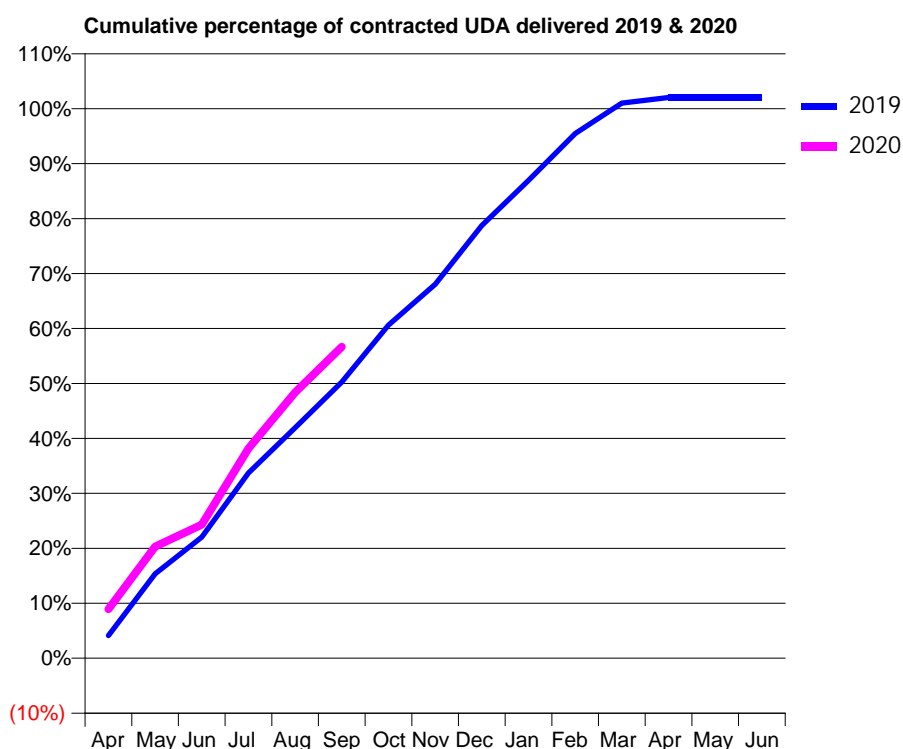
19/20 Contracted general activity (UDA)	33,500
Carry forward general activity (UDA)	0
19/20 Contracted orthodontic activity (UOA)	707
Carry forward orthodontic activity (UOA)	0
Baseline contract value	£967,583.06

ACCESS*

Patients seen in 24 months	Total	Change since previous quarter
Quarter ending September 2018	11,136	
Quarter ending December 2018	11,241	→
Quarter ending March 2019	11,271	→
Quarter ending June 2019	11,324	→
Quarter ending September 2019	11,385	→
Variance since September 2018	2.2%	↑



ACTIVITY



Adjusted Scheduled Activity (UDA)		
Month	2019	2020
April	1,383	2,985
May	5,146	6,807
June	7,374	8,141
July	11,297	12,783
August	14,052	16,203
September	16,832	18,976
October	20,301	
November	22,800	
December	26,374	
January	29,122	
February	31,984	
March	33,839	
April	34,182	
May	34,176	
June	34,178	

QUALITY

	Quantity	Base Number	Contract	AT	Region	England
% of FP17s for the same patient ID Re-attending within 3 months - Children	172	2,392	7.2%	9.5%	11.3%	11.5%
% of FP17s for the same patient ID Re-attending within 3 months - Adults	1,357	8,789	15.4%	13.8%	14.7%	15.4%
% of FP17s for the same patient ID Re-attending between 3 & 9 months - Children	1,766	2,392	73.8%	62.3%	60.8%	59.7%
% of FP17s for the same patient ID Re-attending between 3 & 9 months - Adults	5,945	8,789	67.6%	53.1%	52.8%	51.7%
% of FP17s for Band 1 Urgent Courses	746	10,979	6.8%	8.3%	8.2%	9.2%
% of FP17s Relating to Free Repair or Replacements	250	10,979	2.3%	0.7%	0.7%	0.7%
% of FP17s Relating to Continuations	137	10,979	1.2%	0.8%	0.8%	0.8%
% of Patients satisfied with the dentistry they have received	7	7	N/A	91.5%	93.2%	93.5%
% of Patients satisfied with the time they had to wait for an appointment	7	7	N/A	86.4%	88.5%	87.4%

* This is based on patients treated on this contract for their most recent course of treatment.

Figures in italics indicate the base number of FP17s or Patient Questionnaire responses are less than 100. N/A is shown where the base number of responses is less than 10 during the period. % is calculated as Quantity/Base number*100

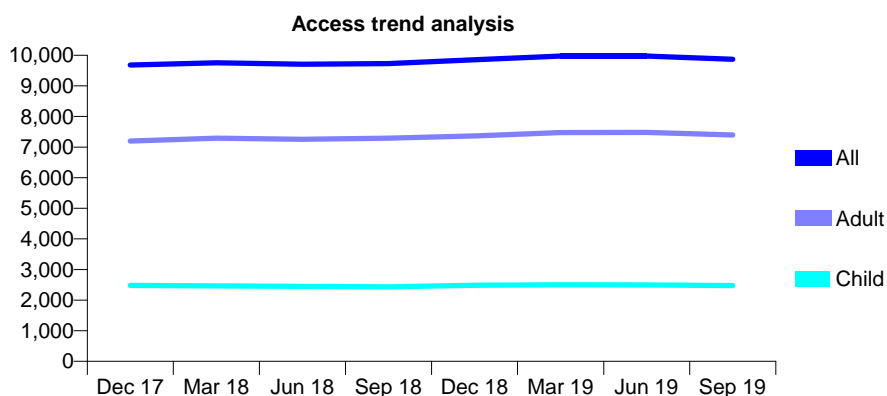
Q59 - Vital Signs At a Glance Contract Report for 810886/0001 - September 2019

Name or company name	N Banton, R Bryant & S Preddy
Contract type name	GDS Contract
Purpose of contract	General
Contract start date	01/04/2006
Contract end date	

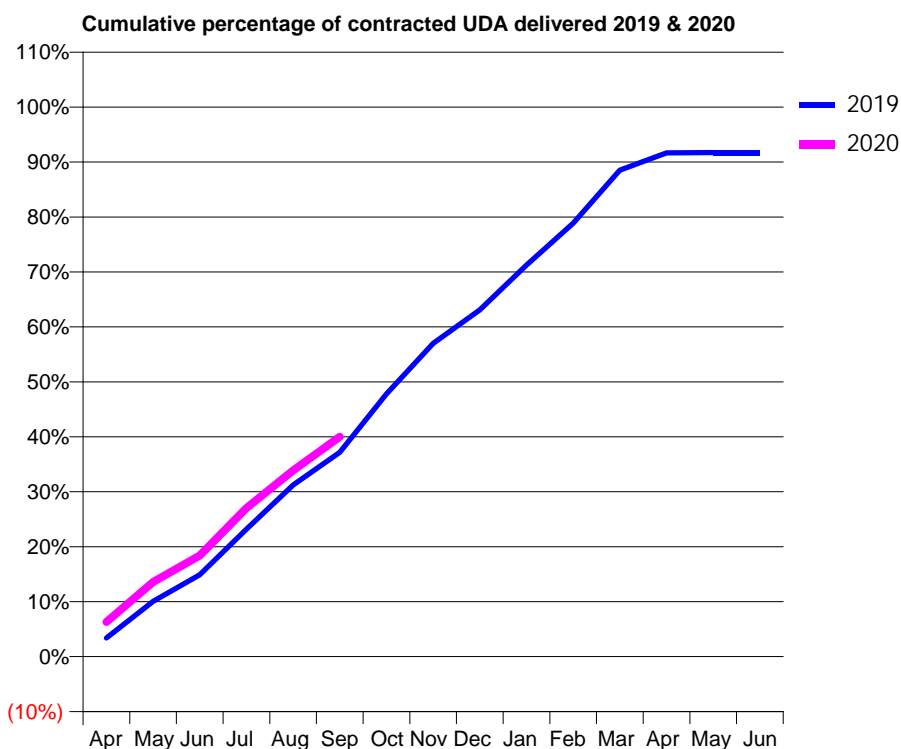
19/20 Contracted general activity (UDA)	25,717
Carry forward general activity (UDA)	0
19/20 Contracted orthodontic activity (UOA)	0
Carry forward orthodontic activity (UOA)	0
Baseline contract value	£576,398.49

ACCESS*

Patients seen in 24 months	Total	Change since previous quarter
Quarter ending September 2018	9,728	
Quarter ending December 2018	9,856	→
Quarter ending March 2019	9,978	→
Quarter ending June 2019	9,974	→
Quarter ending September 2019	9,873	↓
Variance since September 2018	1.5%	→



ACTIVITY



Month	Adjusted Scheduled Activity (UDA)	
	2019	2020
April	874	1,622
May	2,588	3,497
June	3,826	4,735
July	5,964	6,955
August	8,034	8,715
September	9,561	10,290
October	12,297	
November	14,661	
December	16,223	
January	18,326	
February	20,283	
March	22,763	
April	23,573	
May	23,589	
June	23,589	

QUALITY

	Quantity	Base Number	Contract	AT	Region	England
% of FP17s for the same patient ID Re-attending within 3 months - Children	143	1,862	7.7%	9.5%	11.3%	11.5%
% of FP17s for the same patient ID Re-attending within 3 months - Adults	577	5,090	11.3%	13.8%	14.7%	15.4%
% of FP17s for the same patient ID Re-attending between 3 & 9 months - Children	1,289	1,862	69.2%	62.3%	60.8%	59.7%
% of FP17s for the same patient ID Re-attending between 3 & 9 months - Adults	3,301	5,090	64.9%	53.1%	52.8%	51.7%
% of FP17s for Band 1 Urgent Courses	409	6,050	6.8%	8.3%	8.2%	9.2%
% of FP17s Relating to Free Repair or Replacements	52	6,050	0.9%	0.7%	0.7%	0.7%
% of FP17s Relating to Continuations	28	6,050	0.5%	0.8%	0.8%	0.8%
% of Patients satisfied with the dentistry they have received	2	2	N/A	91.5%	93.2%	93.5%
% of Patients satisfied with the time they had to wait for an appointment	1	2	N/A	86.4%	88.5%	87.4%

* This is based on patients treated on this contract for their most recent course of treatment. Figures in italics indicate the base number of FP17s or Patient Questionnaire responses are less than 100. N/A is shown where the base number of responses is less than 10 during the period. % is calculated as Quantity/Base number*100

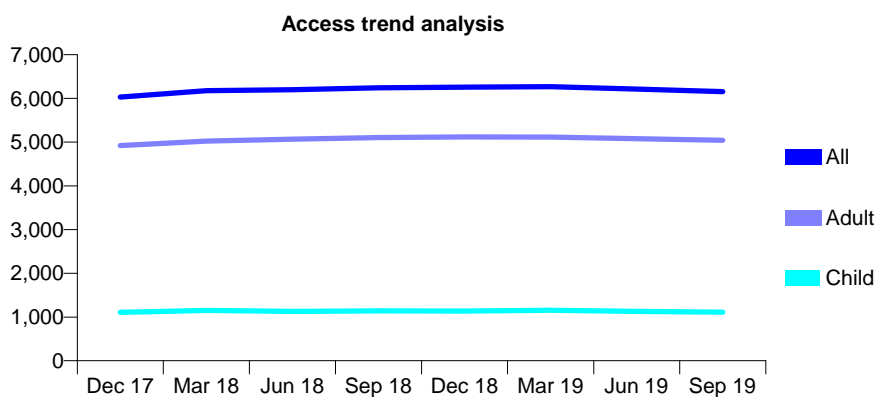
Q59 - Vital Signs At a Glance Contract Report for 812692/0001 - September 2019

Name or company name	MR RD KIDY
Contract type name	GDS Contract
Purpose of contract	General and Orthodontic
Contract start date	01/04/2006
Contract end date	

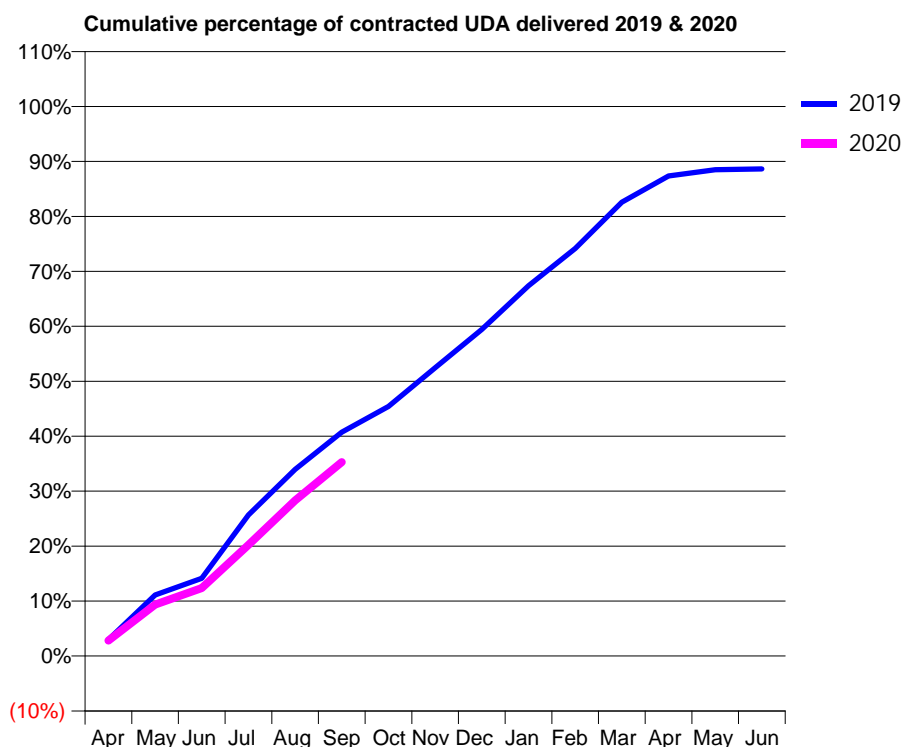
19/20 Contracted general activity (UDA)	18,737
Carry forward general activity (UDA)	0
19/20 Contracted orthodontic activity (UOA)	467
Carry forward orthodontic activity (UOA)	0
Baseline contract value	£424,108.73

ACCESS*

Patients seen in 24 months	Total	Change since previous quarter
Quarter ending September 2018	6,243	
Quarter ending December 2018	6,258	→
Quarter ending March 2019	6,270	→
Quarter ending June 2019	6,211	→
Quarter ending September 2019	6,155	→
Variance since September 2018	(1.4%)	↓



ACTIVITY



Month	Adjusted Scheduled Activity (UDA)	
	2019	2020
April	560	531
May	2,084	1,756
June	2,647	2,315
July	4,813	3,791
August	6,363	5,306
September	7,631	6,614
October	8,510	
November	9,827	
December	11,135	
January	12,622	
February	13,891	
March	15,473	
April	16,367	
May	16,580	
June	16,607	

QUALITY

	Quantity	Base Number	Contract	AT	Region	England
% of FP17s for the same patient ID Re-attending within 3 months - Children	57	842	6.8%	9.5%	11.3%	11.5%
% of FP17s for the same patient ID Re-attending within 3 months - Adults	427	3,703	11.5%	13.8%	14.7%	15.4%
% of FP17s for the same patient ID Re-attending between 3 & 9 months - Children	568	842	67.5%	62.3%	60.8%	59.7%
% of FP17s for the same patient ID Re-attending between 3 & 9 months - Adults	2,317	3,703	62.6%	53.1%	52.8%	51.7%
% of FP17s for Band 1 Urgent Courses	271	4,008	6.8%	8.3%	8.2%	9.2%
% of FP17s Relating to Free Repair or Replacements	24	4,008	0.6%	0.7%	0.7%	0.7%
% of FP17s Relating to Continuations	28	4,008	0.7%	0.8%	0.8%	0.8%
% of Patients satisfied with the dentistry they have received	1	1	N/A	91.5%	93.2%	93.5%
% of Patients satisfied with the time they had to wait for an appointment	1	1	N/A	86.4%	88.5%	87.4%

* This is based on patients treated on this contract for their most recent course of treatment. Figures in italics indicate the base number of FP17s or Patient Questionnaire responses are less than 100. N/A is shown where the base number of responses is less than 10 during the period. % is calculated as Quantity/Base number*100

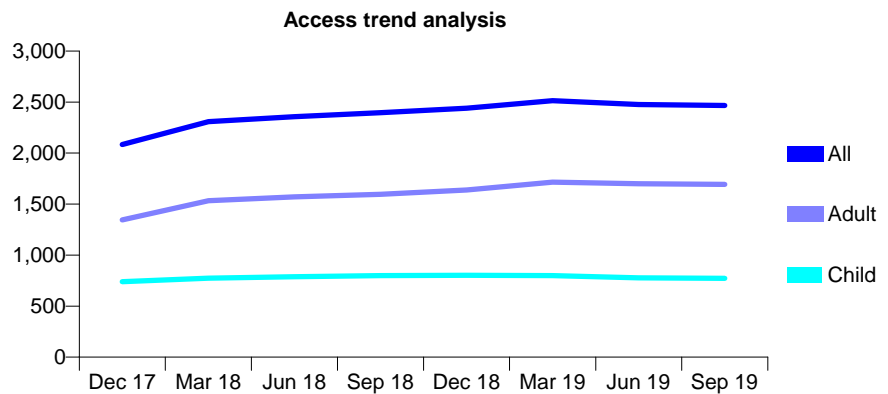
Q59 - Vital Signs At a Glance Contract Report for 812811/0001 - September 2019

Name or company name	Mrs S Kaur & Mr H Singh
Contract type name	GDS Contract
Purpose of contract	General
Contract start date	01/04/2006
Contract end date	

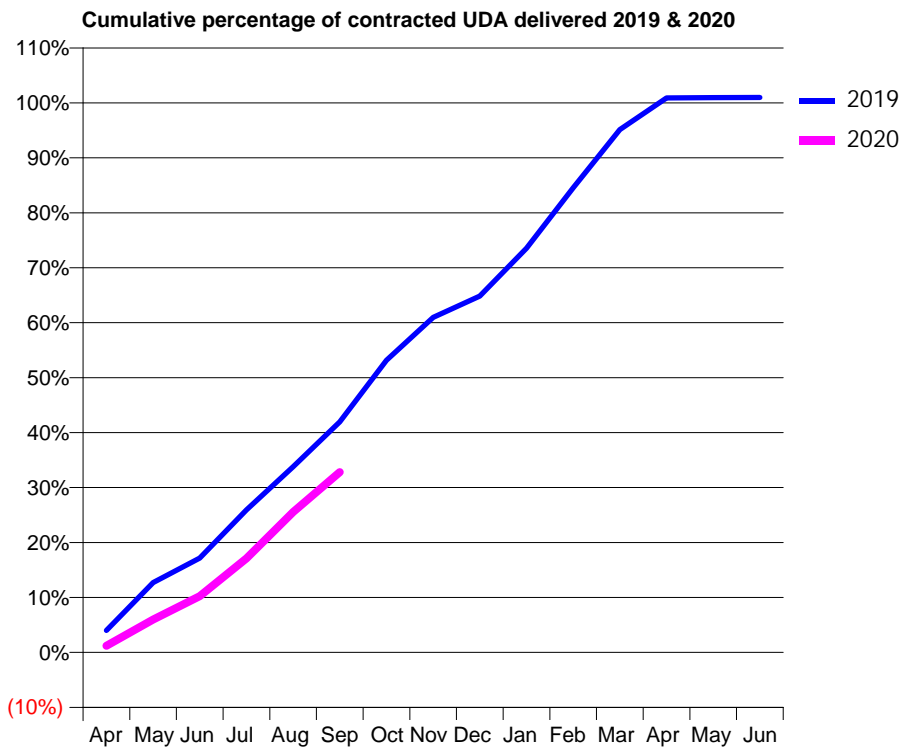
19/20 Contracted general activity (UDA)	7,982
Carry forward general activity (UDA)	0
19/20 Contracted orthodontic activity (UOA)	0
Carry forward orthodontic activity (UOA)	0
Baseline contract value	£215,119.58

ACCESS*

Patients seen in 24 months	Total	Change since previous quarter
Quarter ending September 2018	2,395	
Quarter ending December 2018	2,440	→
Quarter ending March 2019	2,515	↑
Quarter ending June 2019	2,477	↓
Quarter ending September 2019	2,466	→
Variance since September 2018	3.0%	↑



ACTIVITY



Month	2019	2020
April	320	95
May	1,015	478
June	1,371	818
July	2,069	1,366
August	2,698	2,041
September	3,347	2,618
October	4,243	
November	4,867	
December	5,176	
January	5,871	
February	6,749	
March	7,592	
April	8,052	
May	8,058	
June	8,061	

QUALITY

	Quantity	Base Number	Contract	AT	Region	England
% of FP17s for the same patient ID Re-attending within 3 months - Children	68	548	12.4%	9.5%	11.3%	11.5%
% of FP17s for the same patient ID Re-attending within 3 months - Adults	139	879	15.8%	13.8%	14.7%	15.4%
% of FP17s for the same patient ID Re-attending between 3 & 9 months - Children	340	548	62.0%	62.3%	60.8%	59.7%
% of FP17s for the same patient ID Re-attending between 3 & 9 months - Adults	413	879	47.0%	53.1%	52.8%	51.7%
% of FP17s for Band 1 Urgent Courses	137	1,303	10.5%	8.3%	8.2%	9.2%
% of FP17s Relating to Free Repair or Replacements	17	1,303	1.3%	0.7%	0.7%	0.7%
% of FP17s Relating to Continuations	8	1,303	0.6%	0.8%	0.8%	0.8%
% of Patients satisfied with the dentistry they have received	1	1	N/A	91.5%	93.2%	93.5%
% of Patients satisfied with the time they had to wait for an appointment	1	1	N/A	86.4%	88.5%	87.4%

* This is based on patients treated on this contract for their most recent course of treatment. Figures in italics indicate the base number of FP17s or Patient Questionnaire responses are less than 100. N/A is shown where the base number of responses is less than 10 during the period. % is calculated as Quantity/Base number*100

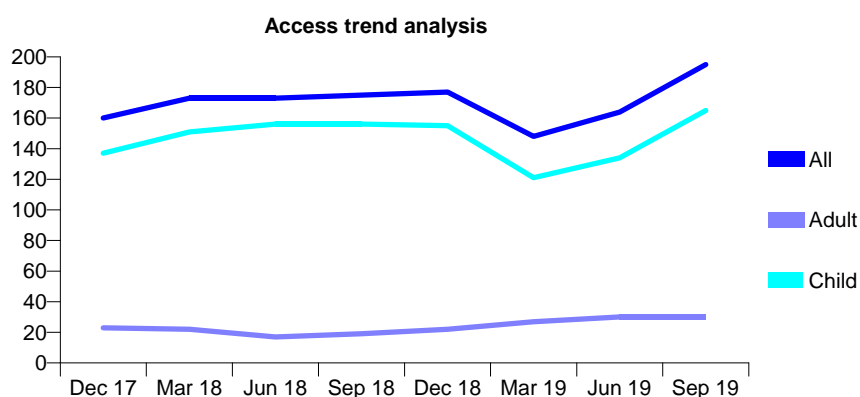
Q59 - Vital Signs At a Glance Contract Report for 813907/0001 - September 2019

Name or company name	Dr R Janjua & Dr H Mehboob
Contract type name	GDS Contract
Purpose of contract	General
Contract start date	01/04/2006
Contract end date	

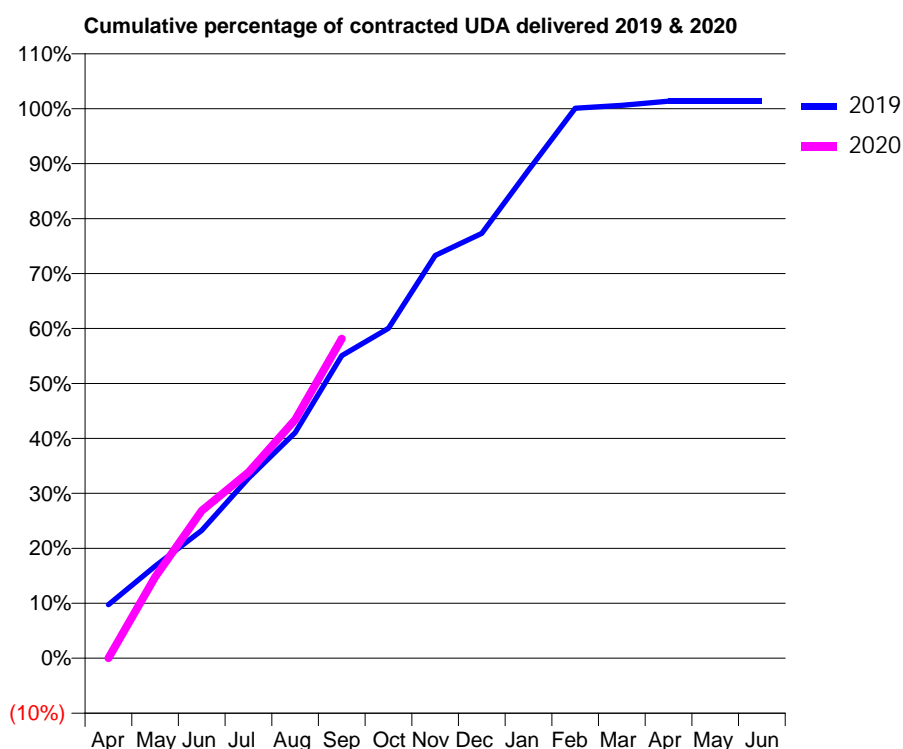
19/20 Contracted general activity (UDA)	400
Carry forward general activity (UDA)	0
19/20 Contracted orthodontic activity (UOA)	0
Carry forward orthodontic activity (UOA)	0
Baseline contract value	£9,361.14

ACCESS*

Patients seen in 24 months	Total	Change since previous quarter
Quarter ending September 2018	175	
Quarter ending December 2018	177	→
Quarter ending March 2019	148	↓
Quarter ending June 2019	164	↑
Quarter ending September 2019	195	↑
Variance since September 2018	11.4%	↑



ACTIVITY



Month	2019	2020
April	39	0
May	67	59
June	93	107
July	131	135
August	164	174
September	220	233
October	240	
November	293	
December	309	
January	355	
February	400	
March	402	
April	405	
May	405	
June	405	

QUALITY

	Quantity	Base Number	Contract	AT	Region	England
% of FP17s for the same patient ID Re-attending within 3 months - Children	8	160	5.0%	9.5%	11.3%	11.5%
% of FP17s for the same patient ID Re-attending within 3 months - Adults	0	9	0.0%	13.8%	14.7%	15.4%
% of FP17s for the same patient ID Re-attending between 3 & 9 months - Children	79	160	49.4%	62.3%	60.8%	59.7%
% of FP17s for the same patient ID Re-attending between 3 & 9 months - Adults	5	9	55.6%	53.1%	52.8%	51.7%
% of FP17s for Band 1 Urgent Courses	3	166	1.8%	8.3%	8.2%	9.2%
% of FP17s Relating to Free Repair or Replacements	0	166	0.0%	0.7%	0.7%	0.7%
% of FP17s Relating to Continuations	1	166	0.6%	0.8%	0.8%	0.8%
% of Patients satisfied with the dentistry they have received	0	0	N/A	91.5%	93.2%	93.5%
% of Patients satisfied with the time they had to wait for an appointment	0	0	N/A	86.4%	88.5%	87.4%

* This is based on patients treated on this contract for their most recent course of treatment.

Figures in italics indicate the base number of FP17s or Patient Questionnaire responses are less than 100. N/A is shown where the base number of responses is less than 10 during the period. % is calculated as Quantity/Base number*100

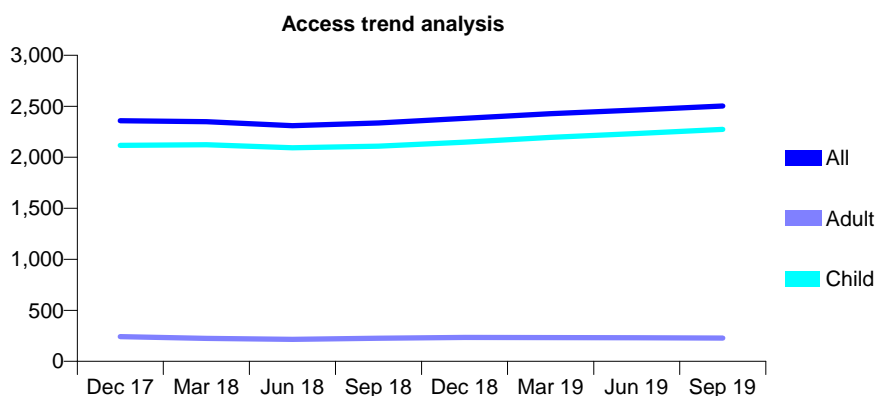
Q59 - Vital Signs At a Glance Contract Report for 820873/0001 - September 2019

Name or company name	MR ST KACZMARCZYK
Contract type name	GDS Contract
Purpose of contract	General
Contract start date	01/04/2006
Contract end date	

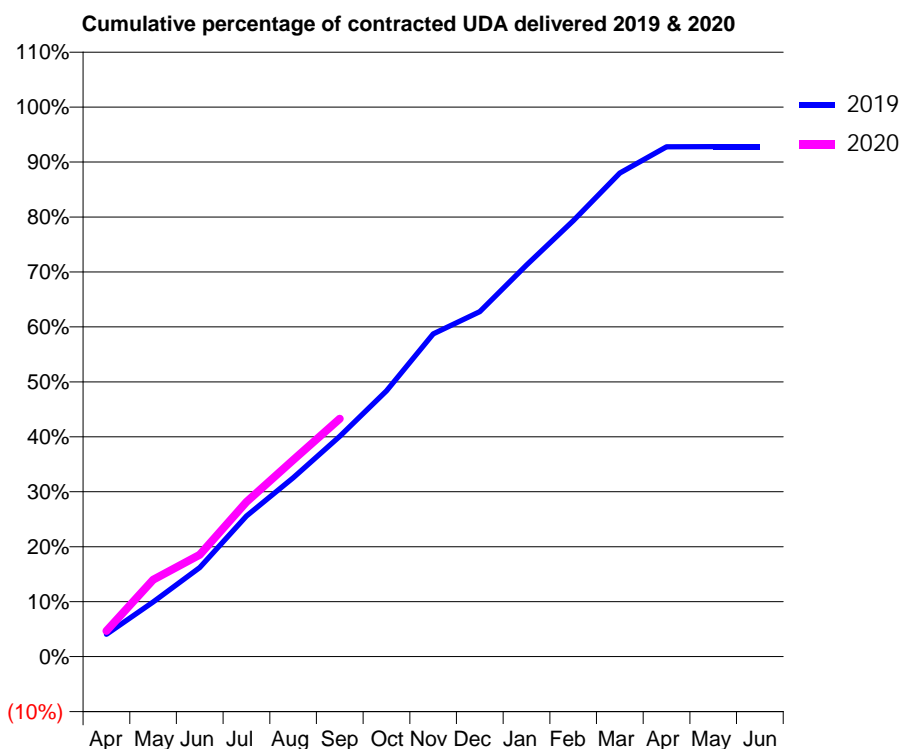
19/20 Contracted general activity (UDA)	5,000
Carry forward general activity (UDA)	0
19/20 Contracted orthodontic activity (UOA)	0
Carry forward orthodontic activity (UOA)	0
Baseline contract value	£106,707.27

ACCESS*

Patients seen in 24 months	Total	Change since previous quarter
Quarter ending September 2018	2,336	
Quarter ending December 2018	2,383	↑
Quarter ending March 2019	2,428	→
Quarter ending June 2019	2,464	→
Quarter ending September 2019	2,502	→
Variance since September 2018	7.1%	↑



ACTIVITY



Month	Adjusted Scheduled Activity (UDA)	
	2019	2020
April	203	234
May	497	699
June	810	927
July	1,280	1,409
August	1,627	1,789
September	2,005	2,165
October	2,417	
November	2,937	
December	3,138	
January	3,563	
February	3,965	
March	4,401	
April	4,638	
May	4,641	
June	4,641	

QUALITY

	Quantity	Base Number	Contract	AT	Region	England
% of FP17s for the same patient ID Re-attending within 3 months - Children	120	1,959	6.1%	9.5%	11.3%	11.5%
% of FP17s for the same patient ID Re-attending within 3 months - Adults	0	0	N/A	13.8%	14.7%	15.4%
% of FP17s for the same patient ID Re-attending between 3 & 9 months - Children	1,373	1,959	70.1%	62.3%	60.8%	59.7%
% of FP17s for the same patient ID Re-attending between 3 & 9 months - Adults	0	0	N/A	53.1%	52.8%	51.7%
% of FP17s for Band 1 Urgent Courses	71	1,770	4.0%	8.3%	8.2%	9.2%
% of FP17s Relating to Free Repair or Replacements	0	1,770	0.0%	0.7%	0.7%	0.7%
% of FP17s Relating to Continuations	0	1,770	0.0%	0.8%	0.8%	0.8%
% of Patients satisfied with the dentistry they have received	0	0	N/A	91.5%	93.2%	93.5%
% of Patients satisfied with the time they had to wait for an appointment	0	0	N/A	86.4%	88.5%	87.4%

* This is based on patients treated on this contract for their most recent course of treatment. Figures in italics indicate the base number of FP17s or Patient Questionnaire responses are less than 100. N/A is shown where the base number of responses is less than 10 during the period. % is calculated as Quantity/Base number*100

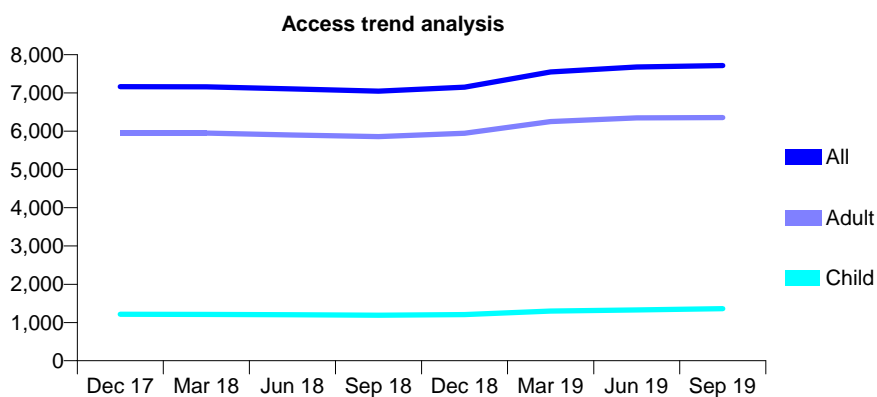
Q59 - Vital Signs At a Glance Contract Report for 840386/0002 - September 2019

Name or company name	Ms P Kaur
Contract type name	GDS Contract
Purpose of contract	General and Orthodontic
Contract start date	01/08/2009
Contract end date	

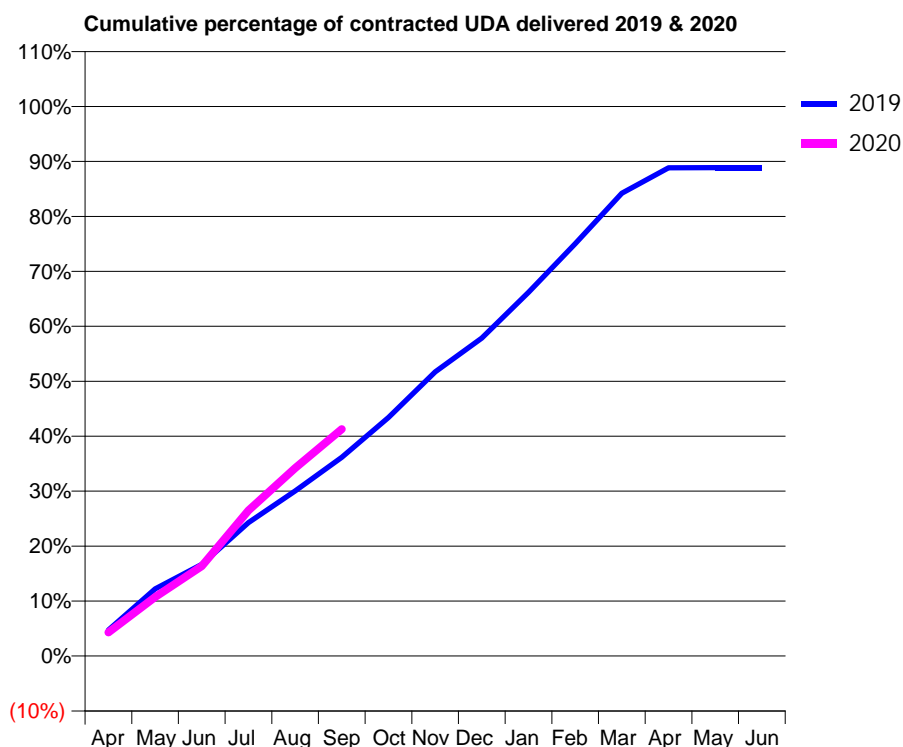
19/20 Contracted general activity (UDA)	21,500
Carry forward general activity (UDA)	0
19/20 Contracted orthodontic activity (UOA)	660
Carry forward orthodontic activity (UOA)	0
Baseline contract value	£535,835.06

ACCESS*

Patients seen in 24 months	Total	Change since previous quarter
Quarter ending September 2018	7,048	
Quarter ending December 2018	7,152	→
Quarter ending March 2019	7,550	↑
Quarter ending June 2019	7,676	→
Quarter ending September 2019	7,715	→
Variance since September 2018	9.5%	↑



ACTIVITY



Month	Adjusted Scheduled Activity (UDA)	
	2019	2020
April	1,018	924
May	2,627	2,310
June	3,585	3,521
July	5,217	5,696
August	6,456	7,356
September	7,778	8,879
October	9,333	
November	11,114	
December	12,433	
January	14,230	
February	16,136	
March	18,101	
April	19,101	
May	19,104	
June	19,104	

QUALITY

	Quantity	Base Number	Contract	AT	Region	England
% of FP17s for the same patient ID Re-attending within 3 months - Children	73	1,143	6.4%	9.5%	11.3%	11.5%
% of FP17s for the same patient ID Re-attending within 3 months - Adults	604	4,897	12.3%	13.8%	14.7%	15.4%
% of FP17s for the same patient ID Re-attending between 3 & 9 months - Children	784	1,143	68.6%	62.3%	60.8%	59.7%
% of FP17s for the same patient ID Re-attending between 3 & 9 months - Adults	3,025	4,897	61.8%	53.1%	52.8%	51.7%
% of FP17s for Band 1 Urgent Courses	188	5,159	3.6%	8.3%	8.2%	9.2%
% of FP17s Relating to Free Repair or Replacements	55	5,159	1.1%	0.7%	0.7%	0.7%
% of FP17s Relating to Continuations	98	5,159	1.9%	0.8%	0.8%	0.8%
% of Patients satisfied with the dentistry they have received	4	5	N/A	91.5%	93.2%	93.5%
% of Patients satisfied with the time they had to wait for an appointment	4	5	N/A	86.4%	88.5%	87.4%

* This is based on patients treated on this contract for their most recent course of treatment. Figures in italics indicate the base number of FP17s or Patient Questionnaire responses are less than 100. N/A is shown where the base number of responses is less than 10 during the period. % is calculated as Quantity/Base number*100

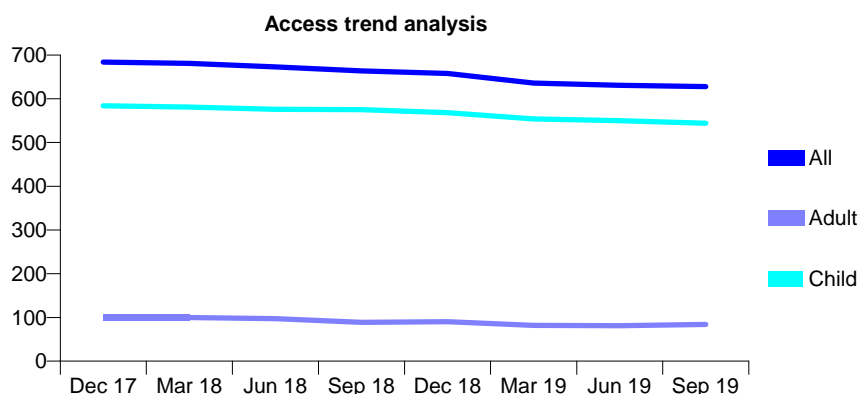
Q59 - Vital Signs At a Glance Contract Report for 867861/0001 - September 2019

Name or company name	MR DM AUNIANU
Contract type name	GDS Contract
Purpose of contract	General
Contract start date	01/05/2014
Contract end date	

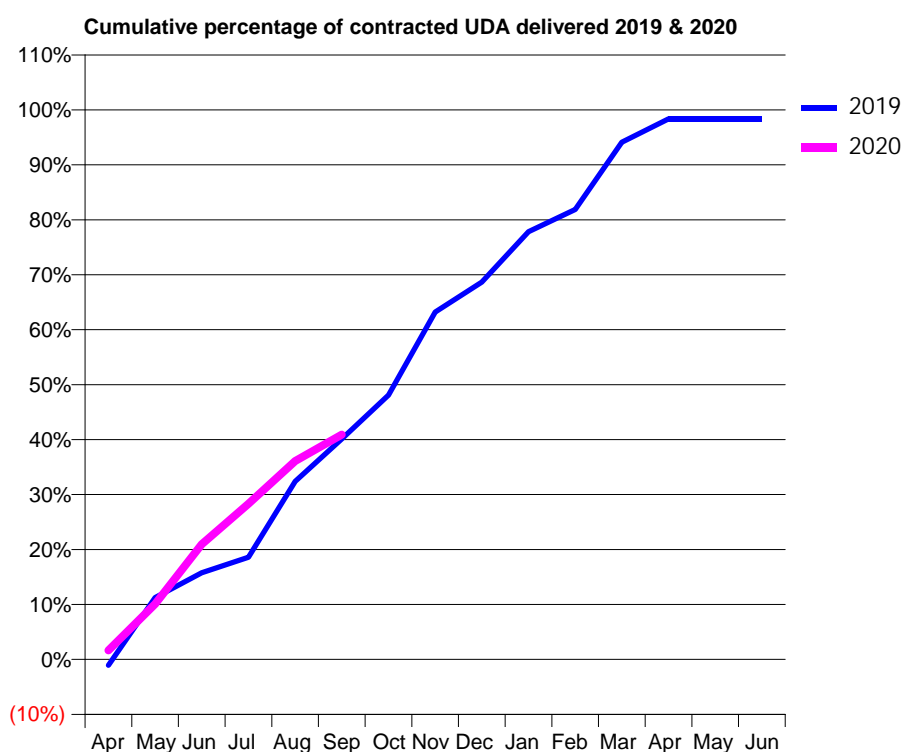
19/20 Contracted general activity (UDA)	2,219
Carry forward general activity (UDA)	0
19/20 Contracted orthodontic activity (UOA)	0
Carry forward orthodontic activity (UOA)	0
Baseline contract value	£61,302.56

ACCESS*

Patients seen in 24 months	Total	Change since previous quarter
Quarter ending September 2018	664	
Quarter ending December 2018	658	→
Quarter ending March 2019	636	↓
Quarter ending June 2019	631	→
Quarter ending September 2019	628	→
Variance since September 2018	(5.4%)	↓



ACTIVITY



Month	2019	2020
April	-24	37
May	250	224
June	350	465
July	413	629
August	719	801
September	890	907
October	1,067	
November	1,403	
December	1,524	
January	1,727	
February	1,816	
March	2,088	
April	2,183	
May	2,183	
June	2,183	

QUALITY

	Quantity	Base Number	Contract	AT	Region	England
% of FP17s for the same patient ID Re-attending within 3 months - Children	43	466	9.2%	9.5%	11.3%	11.5%
% of FP17s for the same patient ID Re-attending within 3 months - Adults	0	20	0.0%	13.8%	14.7%	15.4%
% of FP17s for the same patient ID Re-attending between 3 & 9 months - Children	338	466	72.5%	62.3%	60.8%	59.7%
% of FP17s for the same patient ID Re-attending between 3 & 9 months - Adults	16	20	80.0%	53.1%	52.8%	51.7%
% of FP17s for Band 1 Urgent Courses	12	445	2.7%	8.3%	8.2%	9.2%
% of FP17s Relating to Free Repair or Replacements	0	445	0.0%	0.7%	0.7%	0.7%
% of FP17s Relating to Continuations	6	445	1.3%	0.8%	0.8%	0.8%
% of Patients satisfied with the dentistry they have received	0	0	N/A	91.5%	93.2%	93.5%
% of Patients satisfied with the time they had to wait for an appointment	0	0	N/A	86.4%	88.5%	87.4%

* This is based on patients treated on this contract for their most recent course of treatment. Figures in italics indicate the base number of FP17s or Patient Questionnaire responses are less than 100. N/A is shown where the base number of responses is less than 10 during the period. % is calculated as Quantity/Base number*100

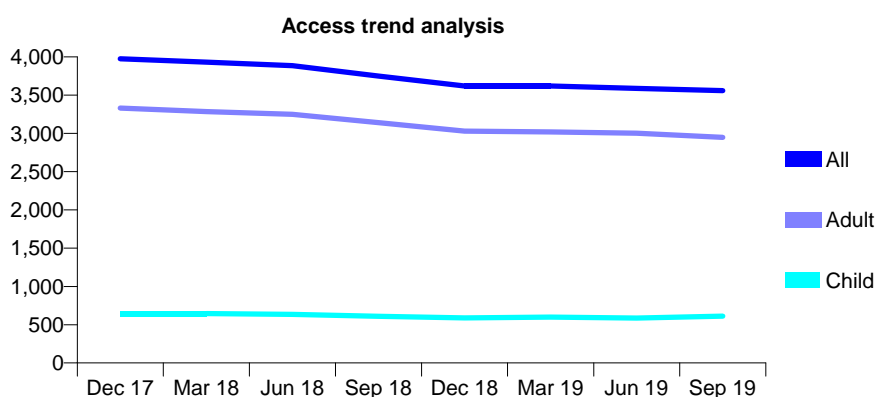
Q59 - Vital Signs At a Glance Contract Report for 877530/0001 - September 2019

Name or company name	Mr R Gathani & Mrs A Gathani
Contract type name	GDS Contract
Purpose of contract	General
Contract start date	01/05/2015
Contract end date	

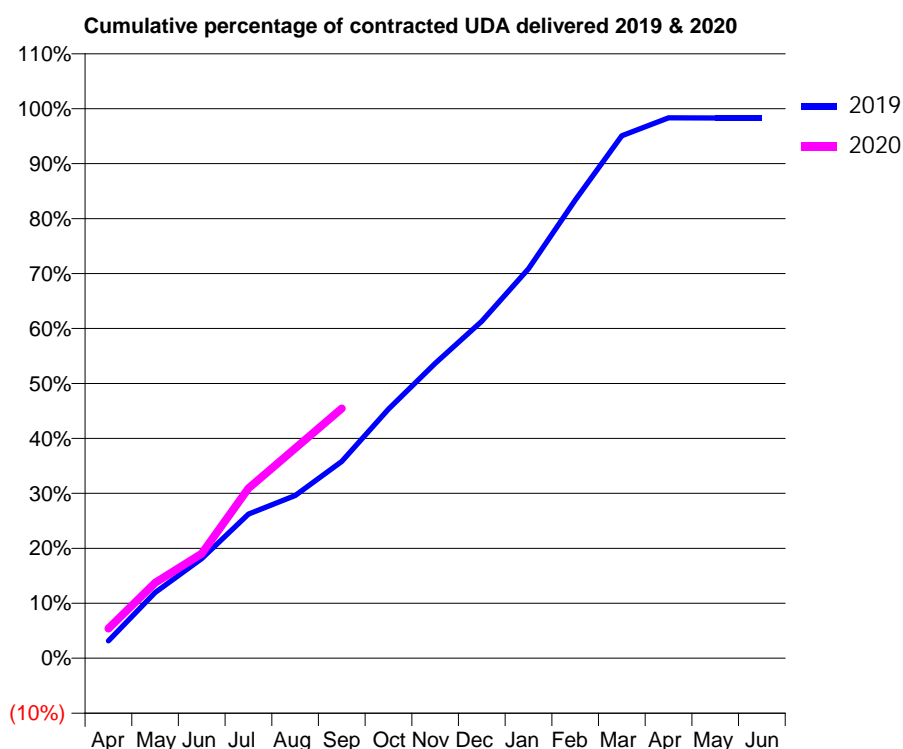
19/20 Contracted general activity (UDA)	10,054
Carry forward general activity (UDA)	0
19/20 Contracted orthodontic activity (UOA)	0
Carry forward orthodontic activity (UOA)	0
Baseline contract value	£205,109.88

ACCESS*

Patients seen in 24 months	Total	Change since previous quarter
Quarter ending September 2018	3,749	
Quarter ending December 2018	3,619	↓
Quarter ending March 2019	3,619	→
Quarter ending June 2019	3,588	→
Quarter ending September 2019	3,559	→
Variance since September 2018	(5.1%)	↓



ACTIVITY



Month	2019	2020
April	319	542
May	1,202	1,383
June	1,824	1,915
July	2,636	3,109
August	2,974	3,840
September	3,601	4,569
October	4,557	
November	5,395	
December	6,164	
January	7,126	
February	8,382	
March	9,559	
April	9,887	
May	9,882	
June	9,882	

QUALITY

	Quantity	Base Number	Contract	AT	Region	England
% of FP17s for the same patient ID Re-attending within 3 months - Children	15	433	3.5%	9.5%	11.3%	11.5%
% of FP17s for the same patient ID Re-attending within 3 months - Adults	180	2,079	8.7%	13.8%	14.7%	15.4%
% of FP17s for the same patient ID Re-attending between 3 & 9 months - Children	280	433	64.7%	62.3%	60.8%	59.7%
% of FP17s for the same patient ID Re-attending between 3 & 9 months - Adults	1,382	2,079	66.5%	53.1%	52.8%	51.7%
% of FP17s for Band 1 Urgent Courses	143	2,358	6.1%	8.3%	8.2%	9.2%
% of FP17s Relating to Free Repair or Replacements	7	2,358	0.3%	0.7%	0.7%	0.7%
% of FP17s Relating to Continuations	9	2,358	0.4%	0.8%	0.8%	0.8%
% of Patients satisfied with the dentistry they have received	3	4	N/A	91.5%	93.2%	93.5%
% of Patients satisfied with the time they had to wait for an appointment	3	4	N/A	86.4%	88.5%	87.4%

* This is based on patients treated on this contract for their most recent course of treatment.

Figures in italics indicate the base number of FP17s or Patient Questionnaire responses are less than 100. N/A is shown where the base number of responses is less than 10 during the period. % is calculated as Quantity/Base number*100

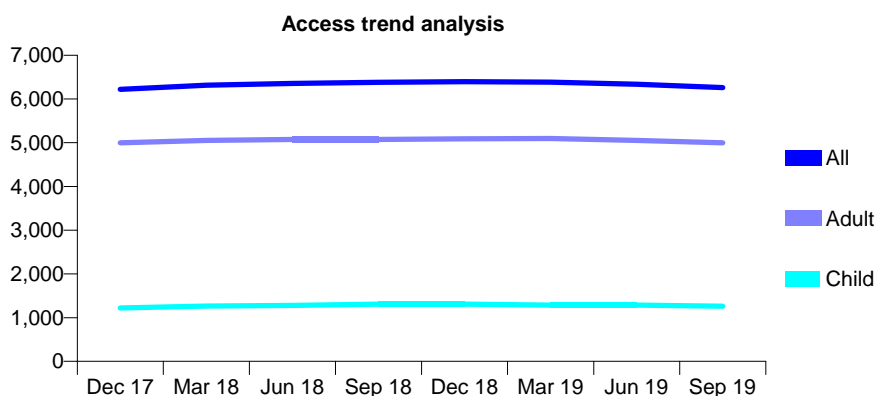
Q59 - Vital Signs At a Glance Contract Report for 884286/0001 - September 2019

Name or company name	MISS R MANDALIA
Contract type name	GDS Contract
Purpose of contract	General
Contract start date	01/04/2008
Contract end date	

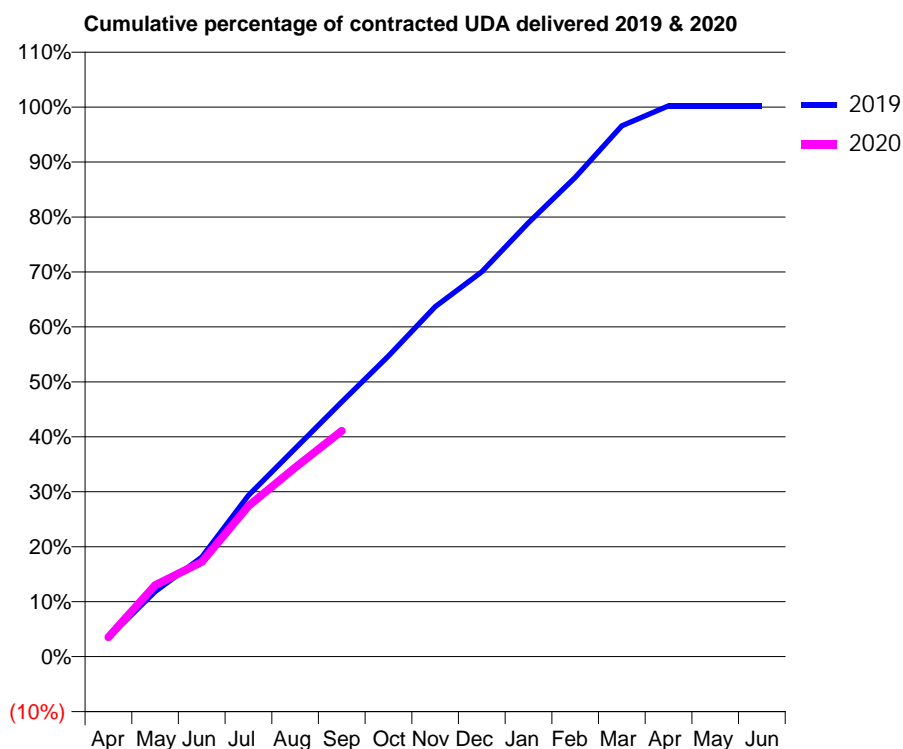
19/20 Contracted general activity (UDA)	17,732
Carry forward general activity (UDA)	0
19/20 Contracted orthodontic activity (UOA)	0
Carry forward orthodontic activity (UOA)	0
Baseline contract value	£438,604.90

ACCESS*

Patients seen in 24 months	Total	Change since previous quarter
Quarter ending September 2018	6,383	
Quarter ending December 2018	6,396	→
Quarter ending March 2019	6,384	→
Quarter ending June 2019	6,338	→
Quarter ending September 2019	6,260	↓
Variance since September 2018	(1.9%)	↓



ACTIVITY



Month	Adjusted Scheduled Activity (UDA)	
	2019	2020
April	618	626
May	2,097	2,305
June	3,211	3,058
July	5,205	4,861
August	6,717	6,098
September	8,217	7,283
October	9,701	
November	11,288	
December	12,418	
January	14,002	
February	15,463	
March	17,124	
April	17,774	
May	17,776	
June	17,776	

QUALITY

	Quantity	Base Number	Contract	AT	Region	England
% of FP17s for the same patient ID Re-attending within 3 months - Children	59	1,128	5.2%	9.5%	11.3%	11.5%
% of FP17s for the same patient ID Re-attending within 3 months - Adults	389	3,868	10.1%	13.8%	14.7%	15.4%
% of FP17s for the same patient ID Re-attending between 3 & 9 months - Children	868	1,128	77.0%	62.3%	60.8%	59.7%
% of FP17s for the same patient ID Re-attending between 3 & 9 months - Adults	2,659	3,868	68.7%	53.1%	52.8%	51.7%
% of FP17s for Band 1 Urgent Courses	234	4,591	5.1%	8.3%	8.2%	9.2%
% of FP17s Relating to Free Repair or Replacements	24	4,591	0.5%	0.7%	0.7%	0.7%
% of FP17s Relating to Continuations	46	4,591	1.0%	0.8%	0.8%	0.8%
% of Patients satisfied with the dentistry they have received	5	5	N/A	91.5%	93.2%	93.5%
% of Patients satisfied with the time they had to wait for an appointment	5	5	N/A	86.4%	88.5%	87.4%

* This is based on patients treated on this contract for their most recent course of treatment. Figures in italics indicate the base number of FP17s or Patient Questionnaire responses are less than 100. N/A is shown where the base number of responses is less than 10 during the period. % is calculated as Quantity/Base number*100

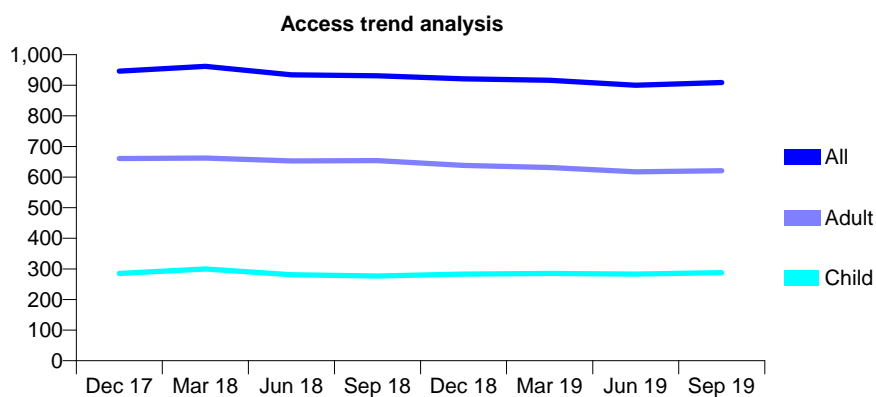
Q59 - Vital Signs At a Glance Contract Report for 888761/0001 - September 2019

Name or company name	MR JF HAWKINS
Contract type name	GDS Contract
Purpose of contract	General and Orthodontic
Contract start date	01/04/2006
Contract end date	

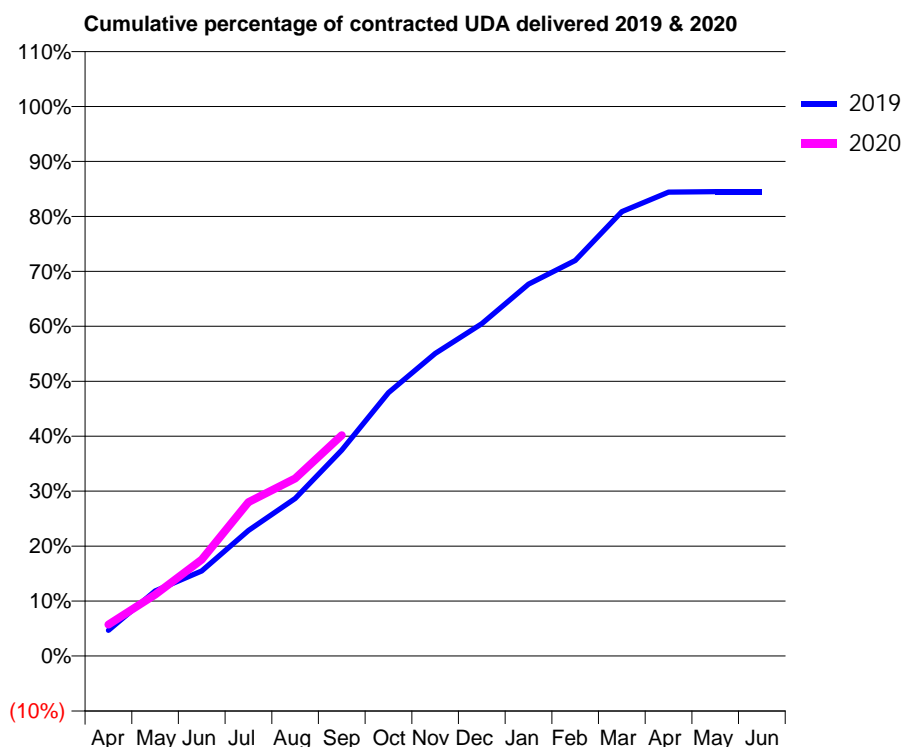
19/20 Contracted general activity (UDA)	2,400
Carry forward general activity (UDA)	0
19/20 Contracted orthodontic activity (UOA)	197
Carry forward orthodontic activity (UOA)	0
Baseline contract value	£68,268.32

ACCESS*

Patients seen in 24 months	Total	Change since previous quarter
Quarter ending September 2018	931	
Quarter ending December 2018	921	↓
Quarter ending March 2019	916	→
Quarter ending June 2019	900	↓
Quarter ending September 2019	909	→
Variance since September 2018	(2.4%)	↓



ACTIVITY



Month	Adjusted Scheduled Activity (UDA)	
	2019	2020
April	112	137
May	284	268
June	372	421
July	549	672
August	688	775
September	899	964
October	1,150	
November	1,321	
December	1,451	
January	1,624	
February	1,727	
March	1,941	
April	2,026	
May	2,028	
June	2,028	

QUALITY

	Quantity	Base Number	Contract	AT	Region	England
% of FP17s for the same patient ID Re-attending within 3 months - Children	10	200	5.0%	9.5%	11.3%	11.5%
% of FP17s for the same patient ID Re-attending within 3 months - Adults	47	480	9.8%	13.8%	14.7%	15.4%
% of FP17s for the same patient ID Re-attending between 3 & 9 months - Children	132	200	66.0%	62.3%	60.8%	59.7%
% of FP17s for the same patient ID Re-attending between 3 & 9 months - Adults	311	480	64.8%	53.1%	52.8%	51.7%
% of FP17s for Band 1 Urgent Courses	10	611	1.6%	8.3%	8.2%	9.2%
% of FP17s Relating to Free Repair or Replacements	0	611	0.0%	0.7%	0.7%	0.7%
% of FP17s Relating to Continuations	15	611	2.5%	0.8%	0.8%	0.8%
% of Patients satisfied with the dentistry they have received	2	2	N/A	91.5%	93.2%	93.5%
% of Patients satisfied with the time they had to wait for an appointment	2	2	N/A	86.4%	88.5%	87.4%

* This is based on patients treated on this contract for their most recent course of treatment. Figures in italics indicate the base number of FP17s or Patient Questionnaire responses are less than 100. N/A is shown where the base number of responses is less than 10 during the period. % is calculated as Quantity/Base number*100

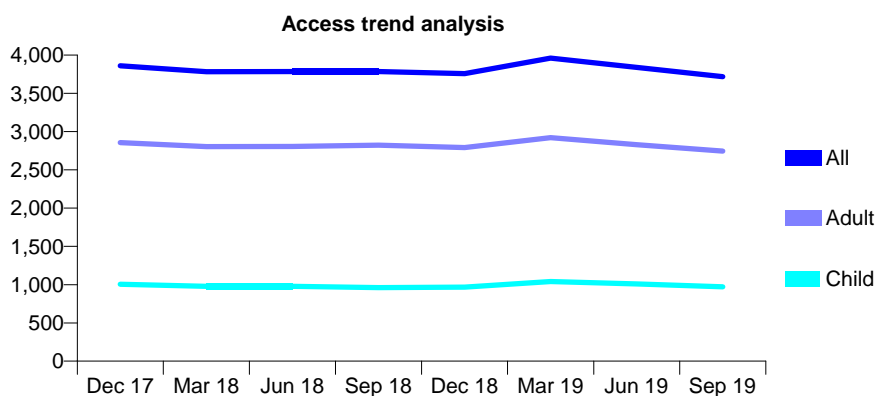
Q59 - Vital Signs At a Glance Contract Report for 906018/0001 - September 2019

Name or company name	P Martin, Shaminder Lidder & Sukhjit Lidder
Contract type name	GDS Contract
Purpose of contract	General
Contract start date	01/04/2006
Contract end date	

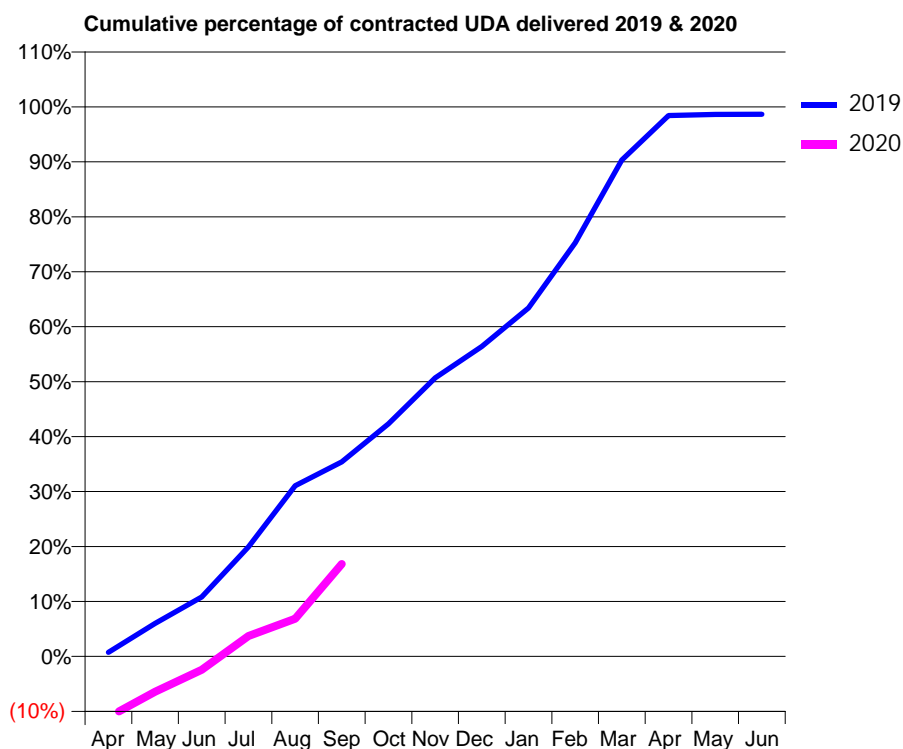
19/20 Contracted general activity (UDA)	13,550
Carry forward general activity (UDA)	1,604
19/20 Contracted orthodontic activity (UOA)	0
Carry forward orthodontic activity (UOA)	0
Baseline contract value	£287,698.46

ACCESS*

Patients seen in 24 months	Total	Change since previous quarter
Quarter ending September 2018	3,785	
Quarter ending December 2018	3,757	→
Quarter ending March 2019	3,961	↑
Quarter ending June 2019	3,838	↓
Quarter ending September 2019	3,716	↓
Variance since September 2018	(1.8%)	↓



ACTIVITY



Month	Adjusted Scheduled Activity (UDA)	
	2019	2020
April	102	-1,499
May	814	-872
June	1,467	-335
July	2,703	506
August	4,211	930
September	4,796	2,280
October	5,738	
November	6,867	
December	7,640	
January	8,594	
February	10,200	
March	12,239	
April	13,334	
May	13,363	
June	13,369	

QUALITY

	Quantity	Base Number	Contract	AT	Region	England
% of FP17s for the same patient ID Re-attending within 3 months - Children	54	618	8.7%	9.5%	11.3%	11.5%
% of FP17s for the same patient ID Re-attending within 3 months - Adults	279	1,687	16.5%	13.8%	14.7%	15.4%
% of FP17s for the same patient ID Re-attending between 3 & 9 months - Children	370	618	59.9%	62.3%	60.8%	59.7%
% of FP17s for the same patient ID Re-attending between 3 & 9 months - Adults	958	1,687	56.8%	53.1%	52.8%	51.7%
% of FP17s for Band 1 Urgent Courses	226	1,917	11.8%	8.3%	8.2%	9.2%
% of FP17s Relating to Free Repair or Replacements	22	1,917	1.1%	0.7%	0.7%	0.7%
% of FP17s Relating to Continuations	15	1,917	0.8%	0.8%	0.8%	0.8%
% of Patients satisfied with the dentistry they have received	3	3	N/A	91.5%	93.2%	93.5%
% of Patients satisfied with the time they had to wait for an appointment	3	3	N/A	86.4%	88.5%	87.4%

* This is based on patients treated on this contract for their most recent course of treatment. Figures in italics indicate the base number of FP17s or Patient Questionnaire responses are less than 100. N/A is shown where the base number of responses is less than 10 during the period. % is calculated as Quantity/Base number*100

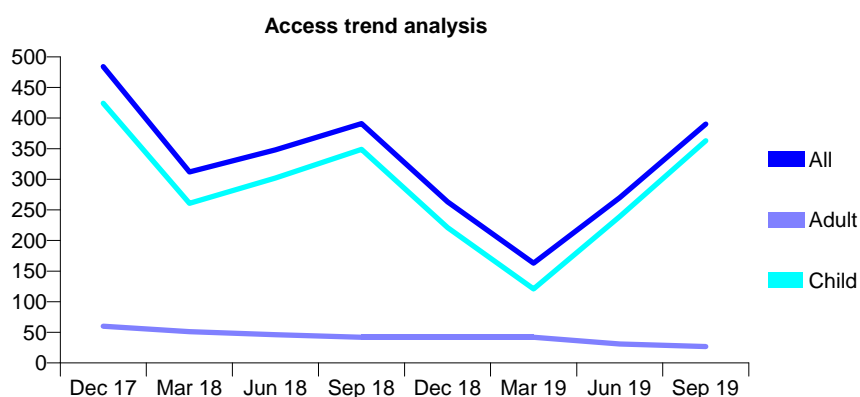
Q59 - Vital Signs At a Glance Contract Report for 906794/0001 - September 2019

Name or company name	Miss N Morjaria
Contract type name	GDS Contract
Purpose of contract	General
Contract start date	01/04/2006
Contract end date	

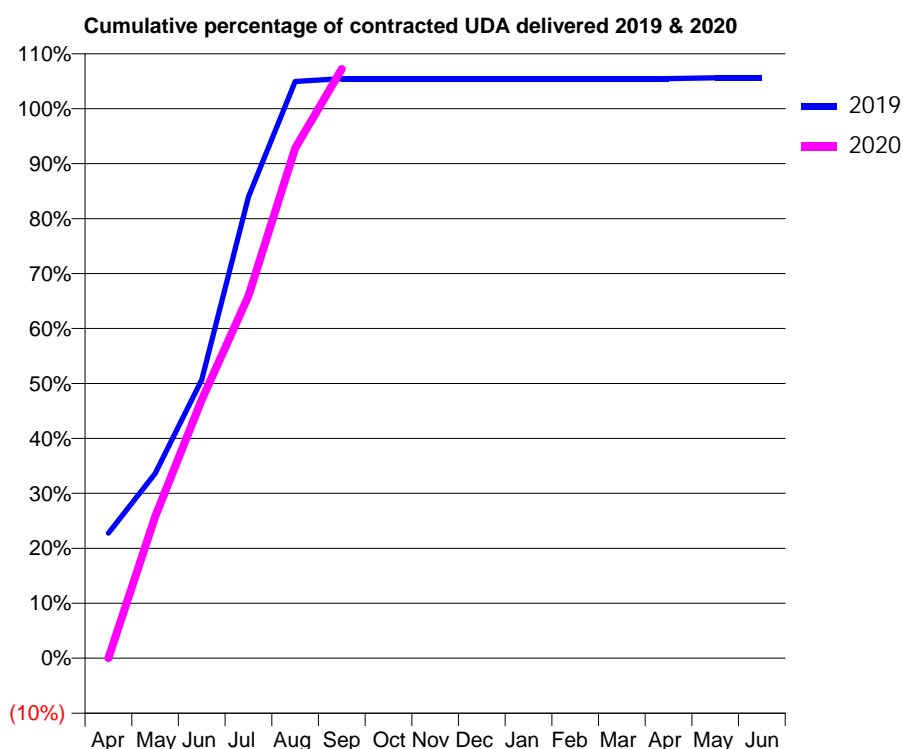
19/20 Contracted general activity (UDA)	750
Carry forward general activity (UDA)	0
19/20 Contracted orthodontic activity (UOA)	0
Carry forward orthodontic activity (UOA)	0
Baseline contract value	£19,456.77

ACCESS*

Patients seen in 24 months	Total	Change since previous quarter
Quarter ending September 2018	391	
Quarter ending December 2018	263	↓
Quarter ending March 2019	163	↓
Quarter ending June 2019	270	↑
Quarter ending September 2019	390	↑
Variance since September 2018	(0.3%)	→



ACTIVITY



Month	2019	2020
April	171	0
May	252	193
June	380	353
July	630	494
August	787	696
September	791	804
October	791	
November	791	
December	791	
January	791	
February	791	
March	791	
April	791	
May	792	
June	792	

QUALITY

	Quantity	Base Number	Contract	AT	Region	England
% of FP17s for the same patient ID Re-attending within 3 months - Children	10	360	2.8%	9.5%	11.3%	11.5%
% of FP17s for the same patient ID Re-attending within 3 months - Adults	0	5	0.0%	13.8%	14.7%	15.4%
% of FP17s for the same patient ID Re-attending between 3 & 9 months - Children	20	360	5.6%	62.3%	60.8%	59.7%
% of FP17s for the same patient ID Re-attending between 3 & 9 months - Adults	0	5	0.0%	53.1%	52.8%	51.7%
% of FP17s for Band 1 Urgent Courses	21	364	5.8%	8.3%	8.2%	9.2%
% of FP17s Relating to Free Repair or Replacements	0	364	0.0%	0.7%	0.7%	0.7%
% of FP17s Relating to Continuations	0	364	0.0%	0.8%	0.8%	0.8%
% of Patients satisfied with the dentistry they have received	0	0	N/A	91.5%	93.2%	93.5%
% of Patients satisfied with the time they had to wait for an appointment	0	0	N/A	86.4%	88.5%	87.4%

* This is based on patients treated on this contract for their most recent course of treatment. Figures in italics indicate the base number of FP17s or Patient Questionnaire responses are less than 100. N/A is shown where the base number of responses is less than 10 during the period. % is calculated as Quantity/Base number*100

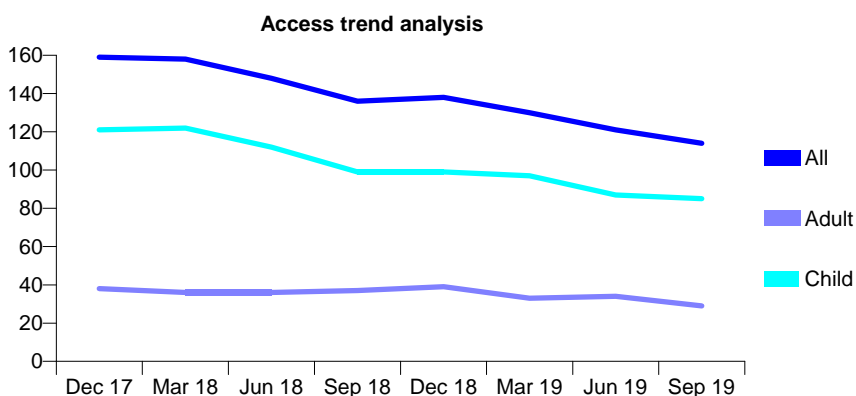
Q59 - Vital Signs At a Glance Contract Report for 911666/0001 - September 2019

Name or company name	MR LT FITZPATRICK
Contract type name	GDS Contract
Purpose of contract	General
Contract start date	01/04/2006
Contract end date	

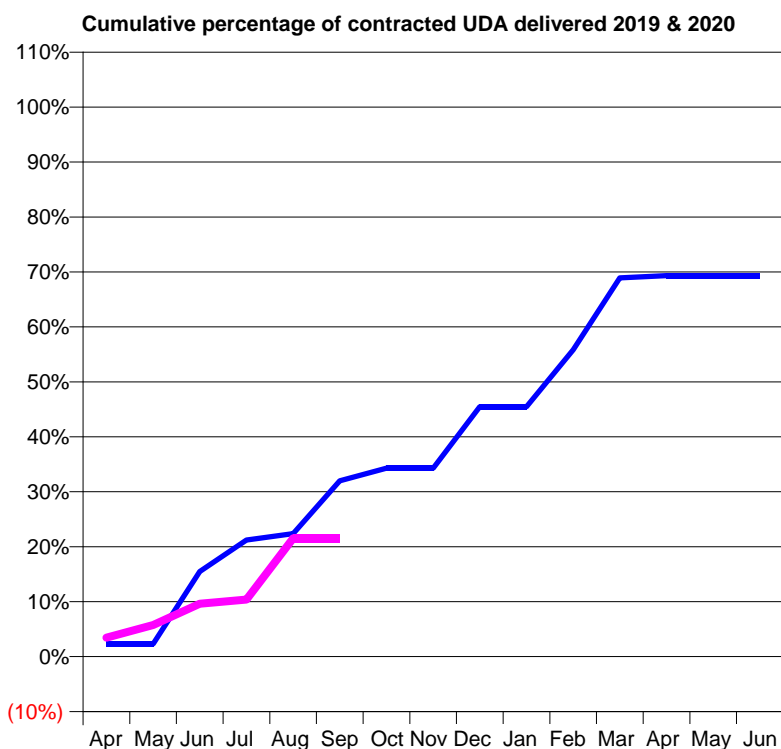
19/20 Contracted general activity (UDA)	260
Carry forward general activity (UDA)	0
19/20 Contracted orthodontic activity (UOA)	0
Carry forward orthodontic activity (UOA)	0
Baseline contract value	£6,061.20

ACCESS*

Patients seen in 24 months	Total	Change since previous quarter
Quarter ending September 2018	136	
Quarter ending December 2018	138	→
Quarter ending March 2019	130	↓
Quarter ending June 2019	121	↓
Quarter ending September 2019	114	↓
Variance since September 2018	(16.2%)	↓



ACTIVITY



Month	Adjusted Scheduled Activity (UDA)	
	2019	2020
April	6	9
May	6	15
June	40	25
July	55	27
August	58	56
September	83	56
October	89	
November	89	
December	118	
January	118	
February	145	
March	179	
April	180	
May	180	
June	180	

QUALITY

	Quantity	Base Number	Contract	AT	Region	England
% of FP17s for the same patient ID Re-attending within 3 months - Children	1	58	1.7%	9.5%	11.3%	11.5%
% of FP17s for the same patient ID Re-attending within 3 months - Adults	0	0	N/A	13.8%	14.7%	15.4%
% of FP17s for the same patient ID Re-attending between 3 & 9 months - Children	40	58	69.0%	62.3%	60.8%	59.7%
% of FP17s for the same patient ID Re-attending between 3 & 9 months - Adults	0	0	N/A	53.1%	52.8%	51.7%
% of FP17s for Band 1 Urgent Courses	0	50	0.0%	8.3%	8.2%	9.2%
% of FP17s Relating to Free Repair or Replacements	0	50	0.0%	0.7%	0.7%	0.7%
% of FP17s Relating to Continuations	0	50	0.0%	0.8%	0.8%	0.8%
% of Patients satisfied with the dentistry they have received	0	0	N/A	91.5%	93.2%	93.5%
% of Patients satisfied with the time they had to wait for an appointment	0	0	N/A	86.4%	88.5%	87.4%

* This is based on patients treated on this contract for their most recent course of treatment. Figures in italics indicate the base number of FP17s or Patient Questionnaire responses are less than 100. N/A is shown where the base number of responses is less than 10 during the period. % is calculated as Quantity/Base number*100

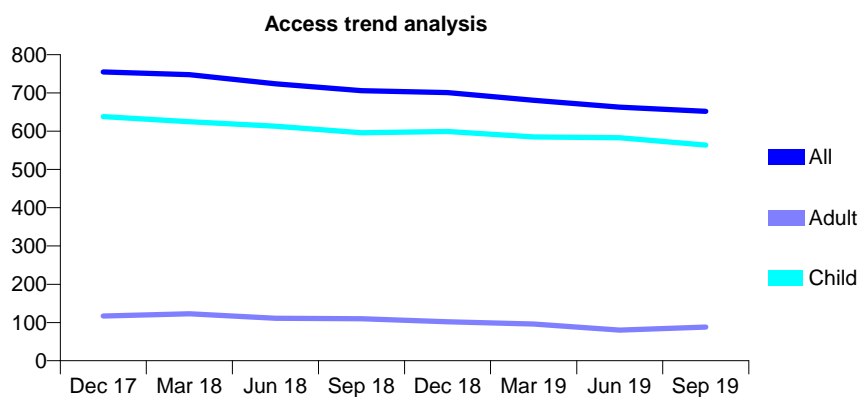
Q59 - Vital Signs At a Glance Contract Report for 914975/0001 - September 2019

Name or company name	Mr C Sutton and Mr B Koors Lanesman
Contract type name	GDS Contract
Purpose of contract	General and Orthodontic
Contract start date	01/04/2006
Contract end date	

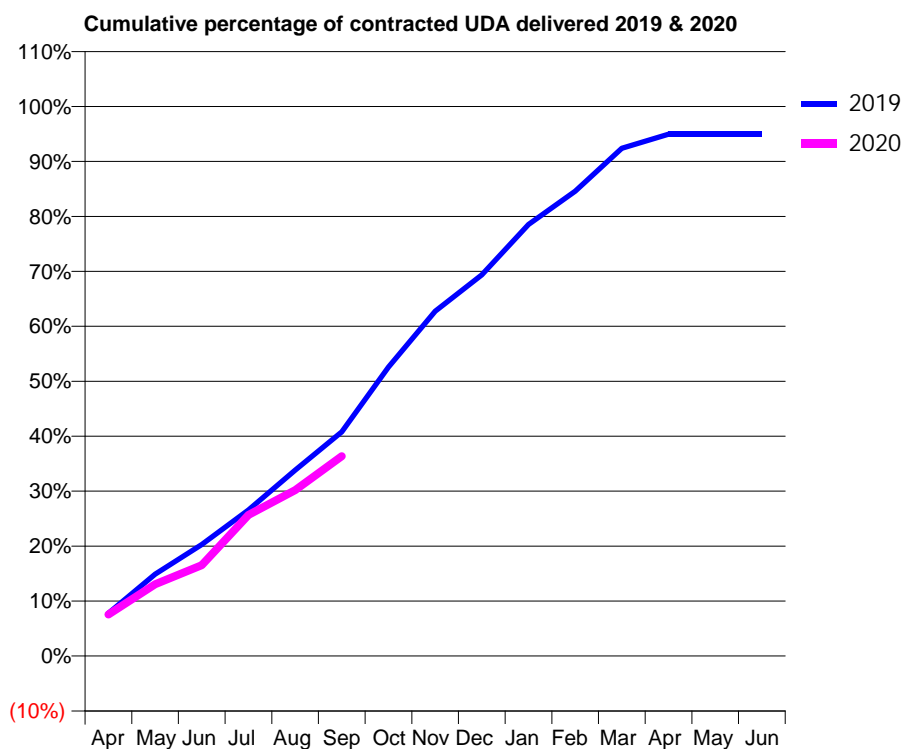
19/20 Contracted general activity (UDA)	1,350
Carry forward general activity (UDA)	0
19/20 Contracted orthodontic activity (UOA)	1,363
Carry forward orthodontic activity (UOA)	0
Baseline contract value	£129,740.91

ACCESS*

Patients seen in 24 months	Total	Change since previous quarter
Quarter ending September 2018	706	
Quarter ending December 2018	701	→
Quarter ending March 2019	681	↓
Quarter ending June 2019	663	↓
Quarter ending September 2019	652	↓
Variance since September 2018	(7.6%)	↓



ACTIVITY



Month	Adjusted Scheduled Activity (UDA)	
	2019	2020
April	105	102
May	201	176
June	274	223
July	359	347
August	456	408
September	550	491
October	710	
November	847	
December	936	
January	1,060	
February	1,142	
March	1,247	
April	1,282	
May	1,282	
June	1,282	

QUALITY

	Quantity	Base Number	Contract	AT	Region	England
% of FP17s for the same patient ID Re-attending within 3 months - Children	39	565	6.9%	9.5%	11.3%	11.5%
% of FP17s for the same patient ID Re-attending within 3 months - Adults	0	5	0.0%	13.8%	14.7%	15.4%
% of FP17s for the same patient ID Re-attending between 3 & 9 months - Children	326	565	57.7%	62.3%	60.8%	59.7%
% of FP17s for the same patient ID Re-attending between 3 & 9 months - Adults	1	5	20.0%	53.1%	52.8%	51.7%
% of FP17s for Band 1 Urgent Courses	5	389	1.3%	8.3%	8.2%	9.2%
% of FP17s Relating to Free Repair or Replacements	0	389	0.0%	0.7%	0.7%	0.7%
% of FP17s Relating to Continuations	0	389	0.0%	0.8%	0.8%	0.8%
% of Patients satisfied with the dentistry they have received	0	0	N/A	91.5%	93.2%	93.5%
% of Patients satisfied with the time they had to wait for an appointment	0	0	N/A	86.4%	88.5%	87.4%

* This is based on patients treated on this contract for their most recent course of treatment. Figures in italics indicate the base number of FP17s or Patient Questionnaire responses are less than 100. N/A is shown where the base number of responses is less than 10 during the period. % is calculated as Quantity/Base number*100

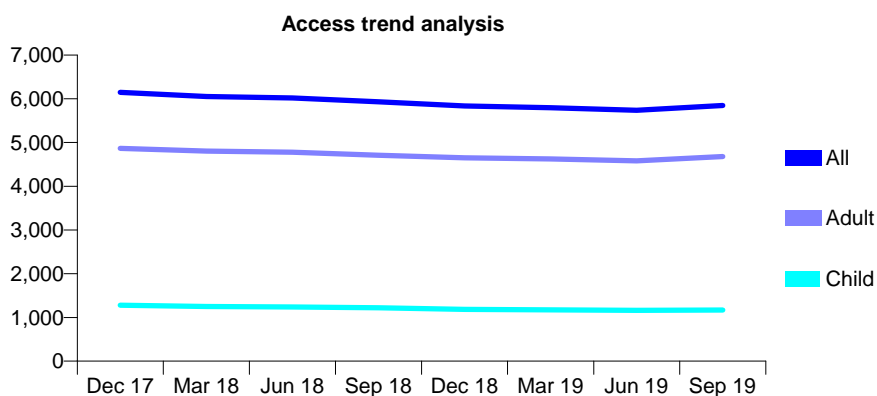
Q59 - Vital Signs At a Glance Contract Report for 917753/0001 - September 2019

Name or company name	Mr H Shahin and Ms G Pirvu
Contract type name	GDS Contract
Purpose of contract	General
Contract start date	01/04/2006
Contract end date	

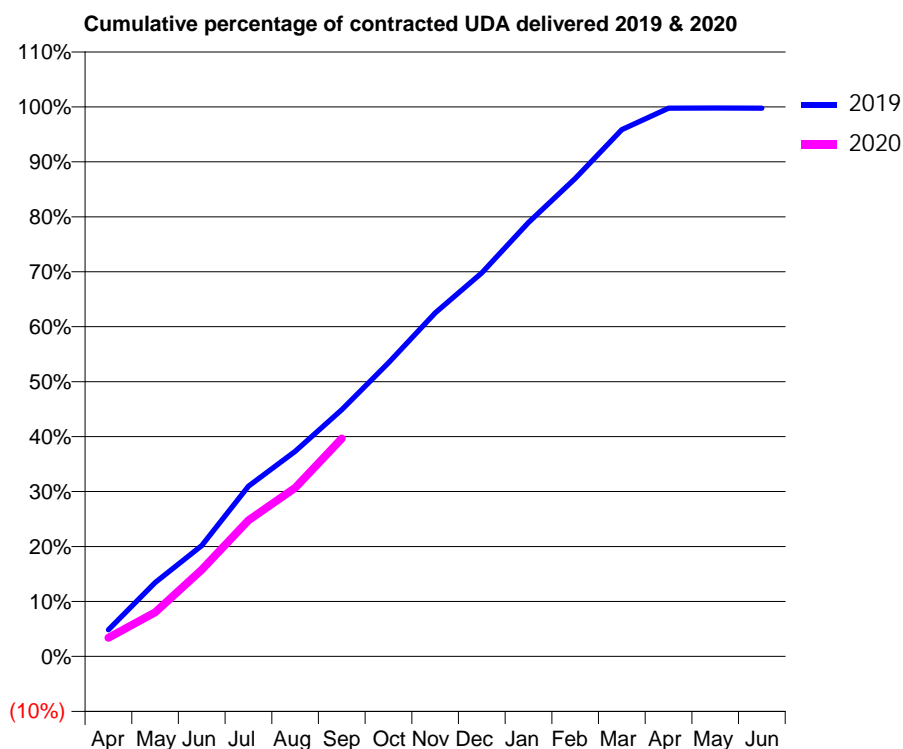
19/20 Contracted general activity (UDA)	18,000
Carry forward general activity (UDA)	0
19/20 Contracted orthodontic activity (UOA)	0
Carry forward orthodontic activity (UOA)	0
Baseline contract value	£449,148.62

ACCESS*

Patients seen in 24 months	Total	Change since previous quarter
Quarter ending September 2018	5,931	
Quarter ending December 2018	5,835	↓
Quarter ending March 2019	5,796	→
Quarter ending June 2019	5,739	→
Quarter ending September 2019	5,849	→
Variance since September 2018	(1.4%)	↓



ACTIVITY



Month	2019	2020
April	872	610
May	2,418	1,444
June	3,632	2,838
July	5,576	4,458
August	6,719	5,524
September	8,084	7,140
October	9,617	
November	11,251	
December	12,565	
January	14,211	
February	15,653	
March	17,254	
April	17,955	
May	17,959	
June	17,954	

QUALITY

	Quantity	Base Number	Contract	AT	Region	England
% of FP17s for the same patient ID Re-attending within 3 months - Children	66	934	7.1%	9.5%	11.3%	11.5%
% of FP17s for the same patient ID Re-attending within 3 months - Adults	307	3,317	9.3%	13.8%	14.7%	15.4%
% of FP17s for the same patient ID Re-attending between 3 & 9 months - Children	581	934	62.2%	62.3%	60.8%	59.7%
% of FP17s for the same patient ID Re-attending between 3 & 9 months - Adults	2,368	3,317	71.4%	53.1%	52.8%	51.7%
% of FP17s for Band 1 Urgent Courses	184	3,939	4.7%	8.3%	8.2%	9.2%
% of FP17s Relating to Free Repair or Replacements	27	3,939	0.7%	0.7%	0.7%	0.7%
% of FP17s Relating to Continuations	4	3,939	0.1%	0.8%	0.8%	0.8%
% of Patients satisfied with the dentistry they have received	4	4	N/A	91.5%	93.2%	93.5%
% of Patients satisfied with the time they had to wait for an appointment	4	4	N/A	86.4%	88.5%	87.4%

* This is based on patients treated on this contract for their most recent course of treatment. Figures in italics indicate the base number of FP17s or Patient Questionnaire responses are less than 100. N/A is shown where the base number of responses is less than 10 during the period. % is calculated as Quantity/Base number*100

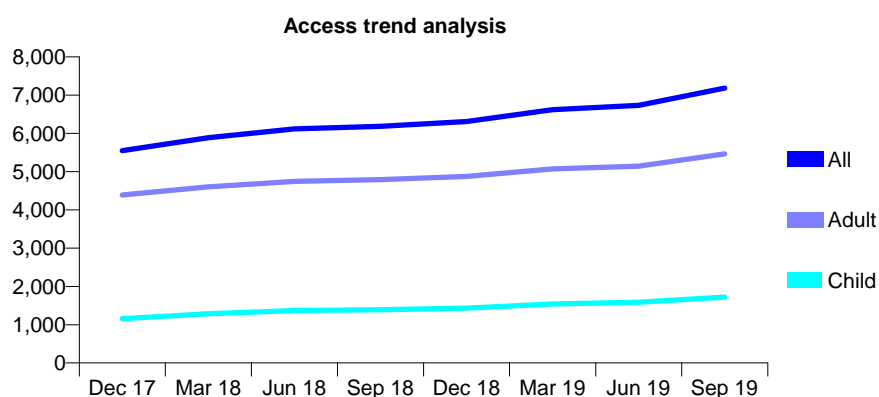
Q59 - Vital Signs At a Glance Contract Report for 917753/0002 - September 2019

Name or company name	Mr H Shahin and Ms G Pirvu
Contract type name	GDS Contract
Purpose of contract	General
Contract start date	29/08/2006
Contract end date	

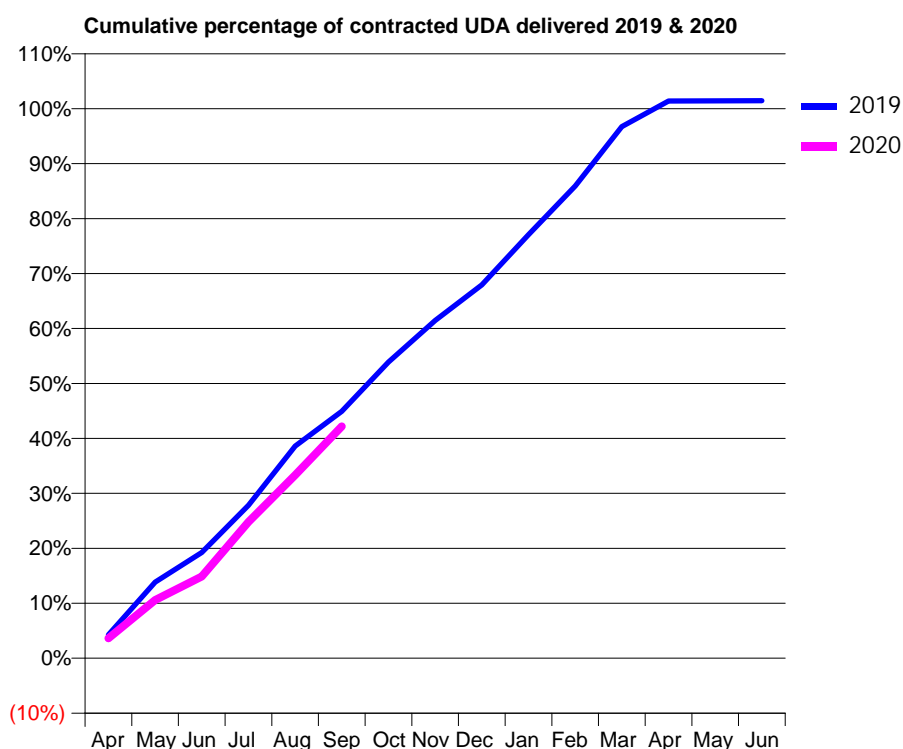
19/20 Contracted general activity (UDA)	20,250
Carry forward general activity (UDA)	0
19/20 Contracted orthodontic activity (UOA)	0
Carry forward orthodontic activity (UOA)	0
Baseline contract value	£502,271.12

ACCESS*

Patients seen in 24 months	Total	Change since previous quarter
Quarter ending September 2018	6,185	
Quarter ending December 2018	6,311	↑
Quarter ending March 2019	6,617	↑
Quarter ending June 2019	6,733	→
Quarter ending September 2019	7,184	↑
Variance since September 2018	16.2%	↑



ACTIVITY



Month	2019	2020
April	766	736
May	2,490	2,146
June	3,463	3,011
July	5,010	5,022
August	6,947	6,748
September	8,086	8,541
October	9,700	
November	11,062	
December	12,227	
January	13,874	
February	15,466	
March	17,413	
April	18,253	
May	18,258	
June	18,260	

QUALITY

	Quantity	Base Number	Contract	AT	Region	England
% of FP17s for the same patient ID Re-attending within 3 months - Children	59	1,210	4.9%	9.5%	11.3%	11.5%
% of FP17s for the same patient ID Re-attending within 3 months - Adults	337	3,878	8.7%	13.8%	14.7%	15.4%
% of FP17s for the same patient ID Re-attending between 3 & 9 months - Children	711	1,210	58.8%	62.3%	60.8%	59.7%
% of FP17s for the same patient ID Re-attending between 3 & 9 months - Adults	2,303	3,878	59.4%	53.1%	52.8%	51.7%
% of FP17s for Band 1 Urgent Courses	174	4,733	3.7%	8.3%	8.2%	9.2%
% of FP17s Relating to Free Repair or Replacements	35	4,733	0.7%	0.7%	0.7%	0.7%
% of FP17s Relating to Continuations	30	4,733	0.6%	0.8%	0.8%	0.8%
% of Patients satisfied with the dentistry they have received	3	3	N/A	91.5%	93.2%	93.5%
% of Patients satisfied with the time they had to wait for an appointment	2	3	N/A	86.4%	88.5%	87.4%

* This is based on patients treated on this contract for their most recent course of treatment.

Figures in italics indicate the base number of FP17s or Patient Questionnaire responses are less than 100. N/A is shown where the base number of responses is less than 10 during the period. % is calculated as Quantity/Base number*100

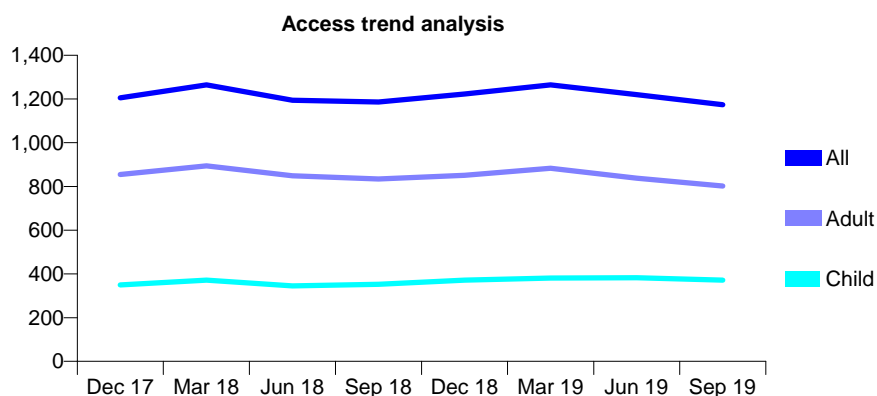
Q59 - Vital Signs At a Glance Contract Report for 919632/0001 - September 2019

Name or company name	MRS D SOLANKI
Contract type name	GDS Contract
Purpose of contract	General
Contract start date	01/04/2006
Contract end date	

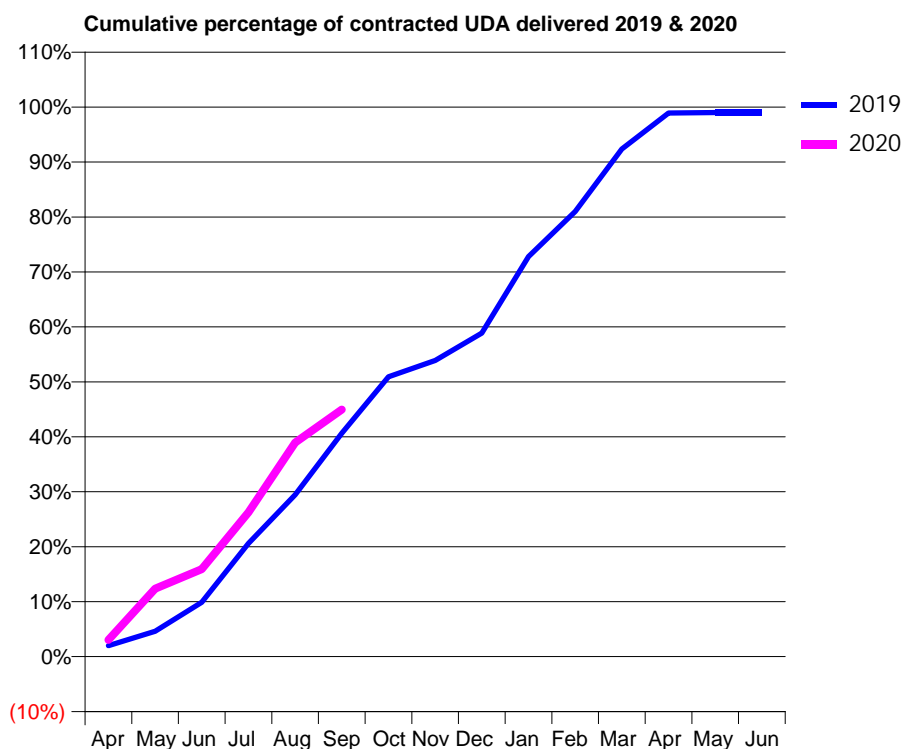
19/20 Contracted general activity (UDA)	3,046
Carry forward general activity (UDA)	0
19/20 Contracted orthodontic activity (UOA)	0
Carry forward orthodontic activity (UOA)	0
Baseline contract value	£55,293.02

ACCESS*

Patients seen in 24 months	Total	Change since previous quarter
Quarter ending September 2018	1,186	
Quarter ending December 2018	1,223	↑
Quarter ending March 2019	1,264	↑
Quarter ending June 2019	1,220	↓
Quarter ending September 2019	1,174	↓
Variance since September 2018	(1.0%)	↓



ACTIVITY



Month	Adjusted Scheduled Activity (UDA)	
	2019	2020
April	61	93
May	141	377
June	301	486
July	628	800
August	898	1,187
September	1,238	1,369
October	1,551	
November	1,641	
December	1,793	
January	2,217	
February	2,468	
March	2,813	
April	3,012	
May	3,015	
June	3,015	

QUALITY

	Quantity	Base Number	Contract	AT	Region	England
% of FP17s for the same patient ID Re-attending within 3 months - Children	11	268	4.1%	9.5%	11.3%	11.5%
% of FP17s for the same patient ID Re-attending within 3 months - Adults	60	518	11.6%	13.8%	14.7%	15.4%
% of FP17s for the same patient ID Re-attending between 3 & 9 months - Children	128	268	47.8%	62.3%	60.8%	59.7%
% of FP17s for the same patient ID Re-attending between 3 & 9 months - Adults	223	518	43.1%	53.1%	52.8%	51.7%
% of FP17s for Band 1 Urgent Courses	37	689	5.4%	8.3%	8.2%	9.2%
% of FP17s Relating to Free Repair or Replacements	3	689	0.4%	0.7%	0.7%	0.7%
% of FP17s Relating to Continuations	8	689	1.2%	0.8%	0.8%	0.8%
% of Patients satisfied with the dentistry they have received	1	1	N/A	91.5%	93.2%	93.5%
% of Patients satisfied with the time they had to wait for an appointment	1	1	N/A	86.4%	88.5%	87.4%

* This is based on patients treated on this contract for their most recent course of treatment. Figures in italics indicate the base number of FP17s or Patient Questionnaire responses are less than 100. N/A is shown where the base number of responses is less than 10 during the period. % is calculated as Quantity/Base number*100

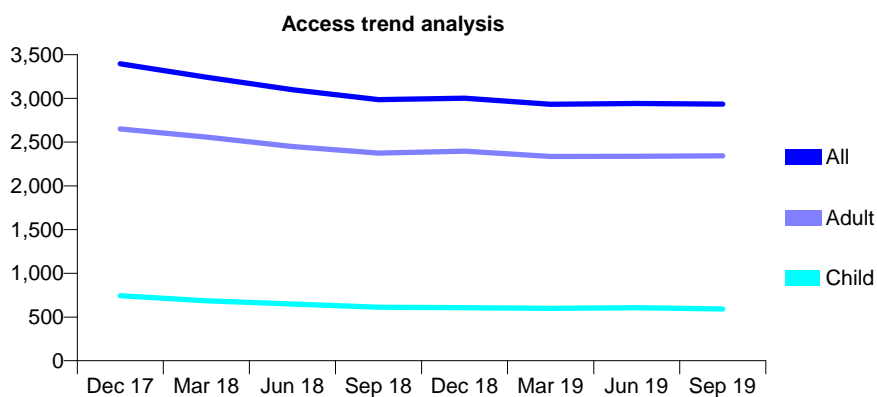
Q59 - Vital Signs At a Glance Contract Report for 919845/0001 - September 2019

Name or company name	MISS H BURNIKELL
Contract type name	GDS Contract
Purpose of contract	General
Contract start date	01/04/2006
Contract end date	

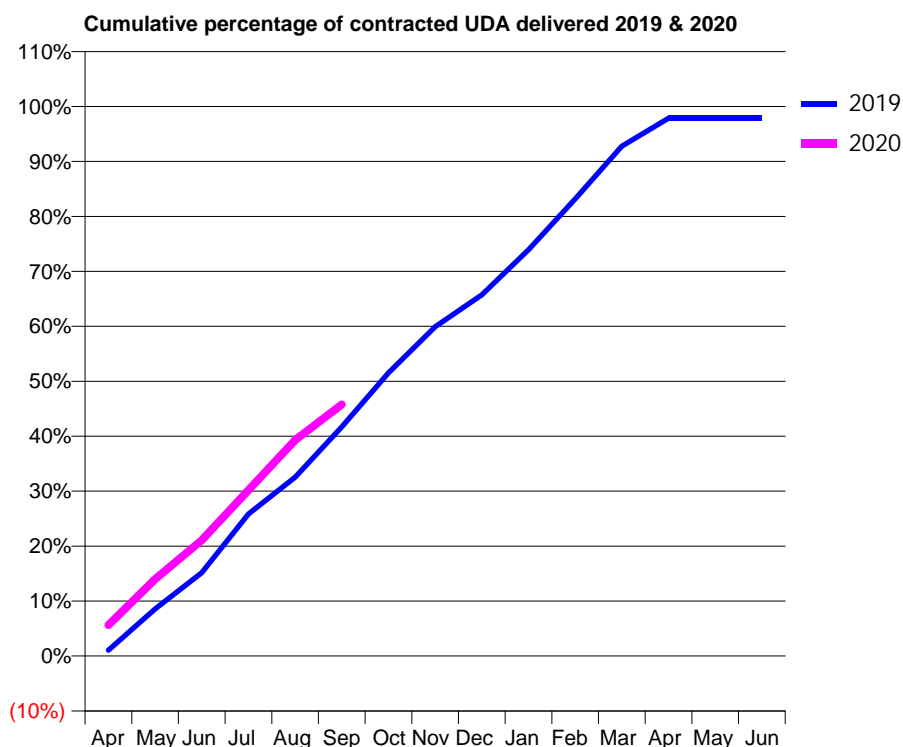
19/20 Contracted general activity (UDA)	8,630
Carry forward general activity (UDA)	0
19/20 Contracted orthodontic activity (UOA)	0
Carry forward orthodontic activity (UOA)	0
Baseline contract value	£233,434.71

ACCESS*

Patients seen in 24 months	Total	Change since previous quarter
Quarter ending September 2018	2,986	
Quarter ending December 2018	3,002	→
Quarter ending March 2019	2,934	↓
Quarter ending June 2019	2,943	→
Quarter ending September 2019	2,935	→
Variance since September 2018	(1.7%)	↓



ACTIVITY



Month	Adjusted Scheduled Activity (UDA)	
	2019	2020
April	93	487
May	741	1,206
June	1,308	1,819
July	2,231	2,606
August	2,809	3,391
September	3,599	3,949
October	4,447	
November	5,172	
December	5,673	
January	6,380	
February	7,178	
March	8,005	
April	8,444	
May	8,444	
June	8,446	

QUALITY

	Quantity	Base Number	Contract	AT	Region	England
% of FP17s for the same patient ID Re-attending within 3 months - Children	208	580	35.9%	9.5%	11.3%	11.5%
% of FP17s for the same patient ID Re-attending within 3 months - Adults	592	1,963	30.2%	13.8%	14.7%	15.4%
% of FP17s for the same patient ID Re-attending between 3 & 9 months - Children	217	580	37.4%	62.3%	60.8%	59.7%
% of FP17s for the same patient ID Re-attending between 3 & 9 months - Adults	932	1,963	47.5%	53.1%	52.8%	51.7%
% of FP17s for Band 1 Urgent Courses	167	2,310	7.2%	8.3%	8.2%	9.2%
% of FP17s Relating to Free Repair or Replacements	13	2,310	0.6%	0.7%	0.7%	0.7%
% of FP17s Relating to Continuations	23	2,310	1.0%	0.8%	0.8%	0.8%
% of Patients satisfied with the dentistry they have received	0	0	N/A	91.5%	93.2%	93.5%
% of Patients satisfied with the time they had to wait for an appointment	0	0	N/A	86.4%	88.5%	87.4%

* This is based on patients treated on this contract for their most recent course of treatment. Figures in italics indicate the base number of FP17s or Patient Questionnaire responses are less than 100. N/A is shown where the base number of responses is less than 10 during the period. % is calculated as Quantity/Base number*100

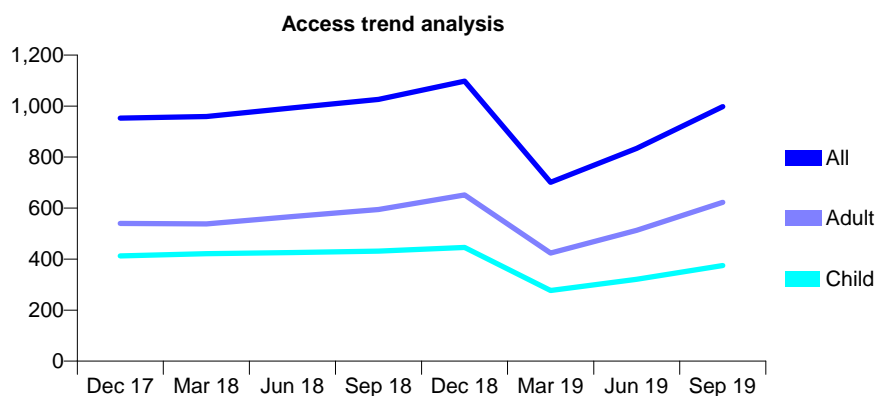
Q59 - Vital Signs At a Glance Contract Report for 925322/0001 - September 2019

Name or company name	Mr P Martin & Mrs F Osman
Contract type name	GDS Contract
Purpose of contract	General
Contract start date	01/04/2006
Contract end date	

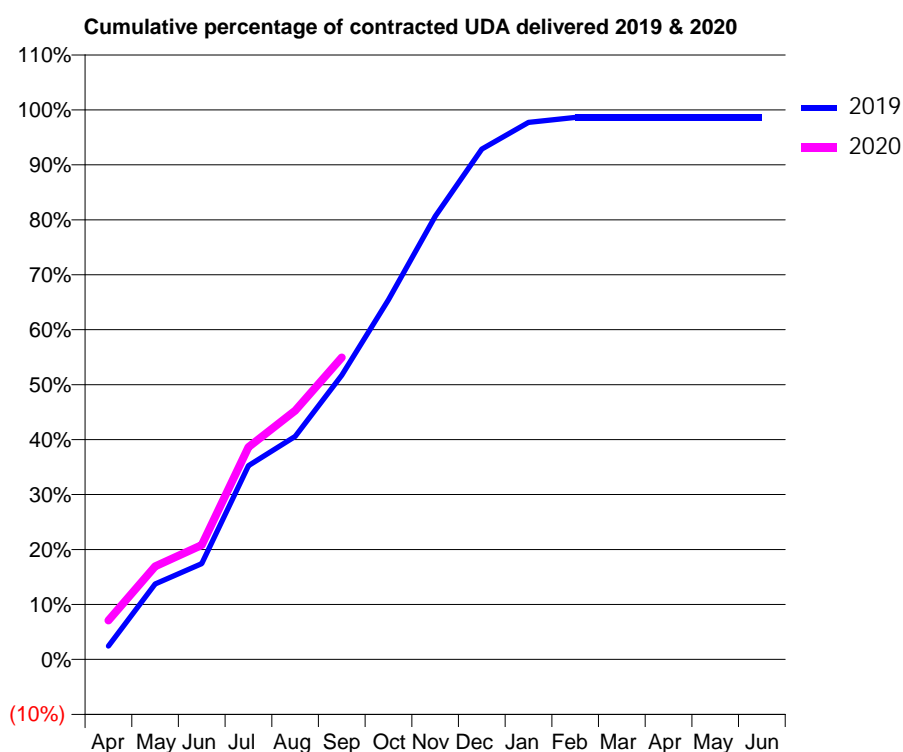
19/20 Contracted general activity (UDA)	2,723
Carry forward general activity (UDA)	0
19/20 Contracted orthodontic activity (UOA)	0
Carry forward orthodontic activity (UOA)	0
Baseline contract value	£71,919.00

ACCESS*

Patients seen in 24 months	Total	Change since previous quarter
Quarter ending September 2018	1,026	
Quarter ending December 2018	1,098	↑
Quarter ending March 2019	701	↓
Quarter ending June 2019	834	↑
Quarter ending September 2019	998	↑
Variance since September 2018	(2.7%)	↓



ACTIVITY



Month	Adjusted Scheduled Activity (UDA)	
	2019	2020
April	66	193
May	375	461
June	475	567
July	960	1,052
August	1,105	1,232
September	1,408	1,496
October	1,782	
November	2,195	
December	2,529	
January	2,661	
February	2,685	
March	2,685	
April	2,685	
May	2,685	
June	2,685	

QUALITY

	Quantity	Base Number	Contract	AT	Region	England
% of FP17s for the same patient ID Re-attending within 3 months - Children	11	287	3.8%	9.5%	11.3%	11.5%
% of FP17s for the same patient ID Re-attending within 3 months - Adults	17	471	3.6%	13.8%	14.7%	15.4%
% of FP17s for the same patient ID Re-attending between 3 & 9 months - Children	104	287	36.2%	62.3%	60.8%	59.7%
% of FP17s for the same patient ID Re-attending between 3 & 9 months - Adults	147	471	31.2%	53.1%	52.8%	51.7%
% of FP17s for Band 1 Urgent Courses	33	758	4.4%	8.3%	8.2%	9.2%
% of FP17s Relating to Free Repair or Replacements	1	758	0.1%	0.7%	0.7%	0.7%
% of FP17s Relating to Continuations	1	758	0.1%	0.8%	0.8%	0.8%
% of Patients satisfied with the dentistry they have received	0	0	N/A	91.5%	93.2%	93.5%
% of Patients satisfied with the time they had to wait for an appointment	0	0	N/A	86.4%	88.5%	87.4%

* This is based on patients treated on this contract for their most recent course of treatment. Figures in italics indicate the base number of FP17s or Patient Questionnaire responses are less than 100. N/A is shown where the base number of responses is less than 10 during the period. % is calculated as Quantity/Base number*100

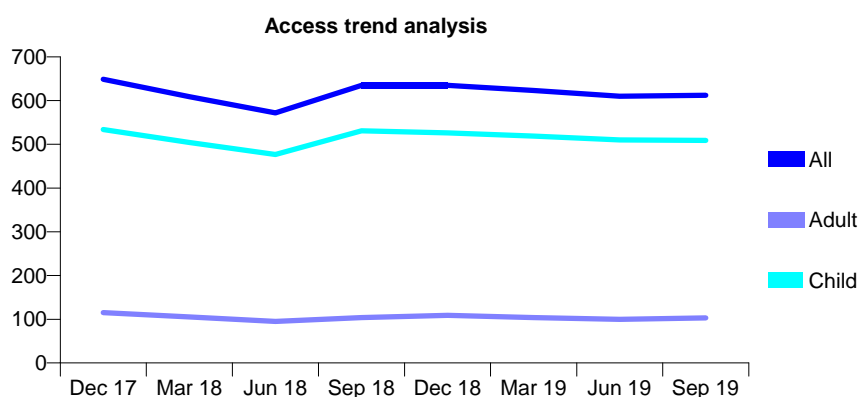
Q59 - Vital Signs At a Glance Contract Report for 927244/0001 - September 2019

Name or company name	MR TE VISSER
Contract type name	GDS Contract
Purpose of contract	General
Contract start date	01/04/2006
Contract end date	

19/20 Contracted general activity (UDA)	1,300
Carry forward general activity (UDA)	0
19/20 Contracted orthodontic activity (UOA)	0
Carry forward orthodontic activity (UOA)	0
Baseline contract value	£29,661.34

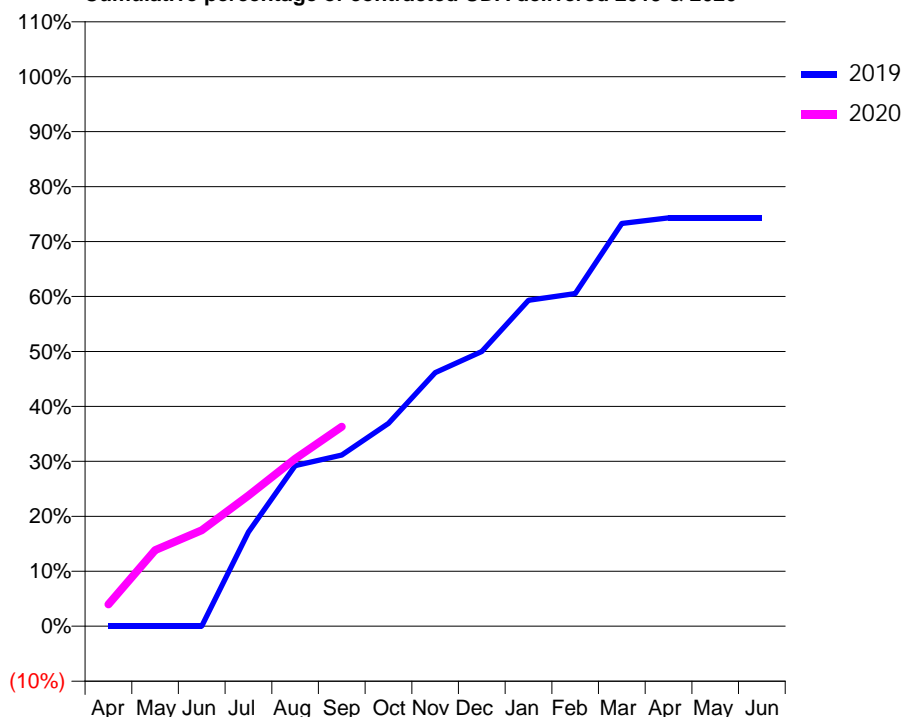
ACCESS*

Patients seen in 24 months	Total	Change since previous quarter
Quarter ending September 2018	635	
Quarter ending December 2018	635	→
Quarter ending March 2019	623	↓
Quarter ending June 2019	610	↓
Quarter ending September 2019	612	→
Variance since September 2018	(3.6%)	↓



ACTIVITY

Cumulative percentage of contracted UDA delivered 2019 & 2020



Adjusted Scheduled Activity (UDA)

Month	2019	2020
April	0	52
May	0	180
June	0	227
July	223	309
August	380	396
September	405	472
October	480	
November	600	
December	650	
January	771	
February	787	
March	953	
April	966	
May	966	
June	966	

QUALITY

	Quantity	Base Number	Contract	AT	Region	England
% of FP17s for the same patient ID Re-attending within 3 months - Children	26	406	6.4%	9.5%	11.3%	11.5%
% of FP17s for the same patient ID Re-attending within 3 months - Adults	0	23	0.0%	13.8%	14.7%	15.4%
% of FP17s for the same patient ID Re-attending between 3 & 9 months - Children	297	406	73.2%	62.3%	60.8%	59.7%
% of FP17s for the same patient ID Re-attending between 3 & 9 months - Adults	18	23	78.3%	53.1%	52.8%	51.7%
% of FP17s for Band 1 Urgent Courses	0	416	0.0%	8.3%	8.2%	9.2%
% of FP17s Relating to Free Repair or Replacements	0	416	0.0%	0.7%	0.7%	0.7%
% of FP17s Relating to Continuations	8	416	1.9%	0.8%	0.8%	0.8%
% of Patients satisfied with the dentistry they have received	0	0	N/A	91.5%	93.2%	93.5%
% of Patients satisfied with the time they had to wait for an appointment	0	0	N/A	86.4%	88.5%	87.4%

* This is based on patients treated on this contract for their most recent course of treatment.

Figures in italics indicate the base number of FP17s or Patient Questionnaire responses are less than 100. N/A is shown where the base number of responses is less than 10 during the period. % is calculated as Quantity/Base number*100

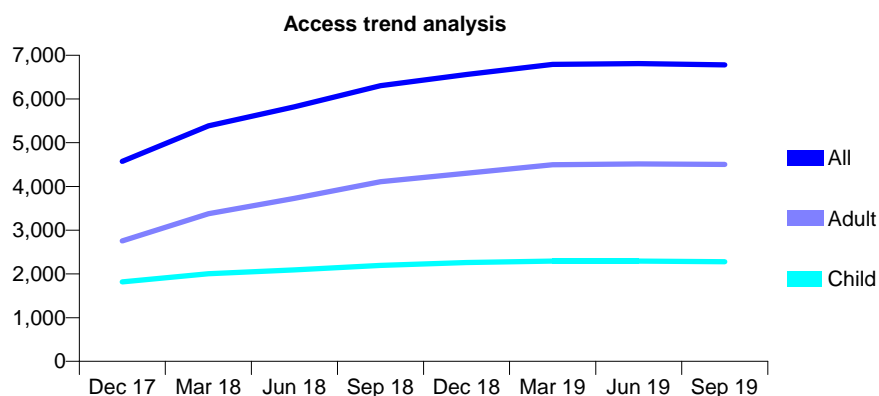
Q59 - Vital Signs At a Glance Contract Report for 929328/0001 - September 2019

Name or company name	MR VH PEART
Contract type name	GDS Contract
Purpose of contract	General and Orthodontic
Contract start date	01/04/2006
Contract end date	

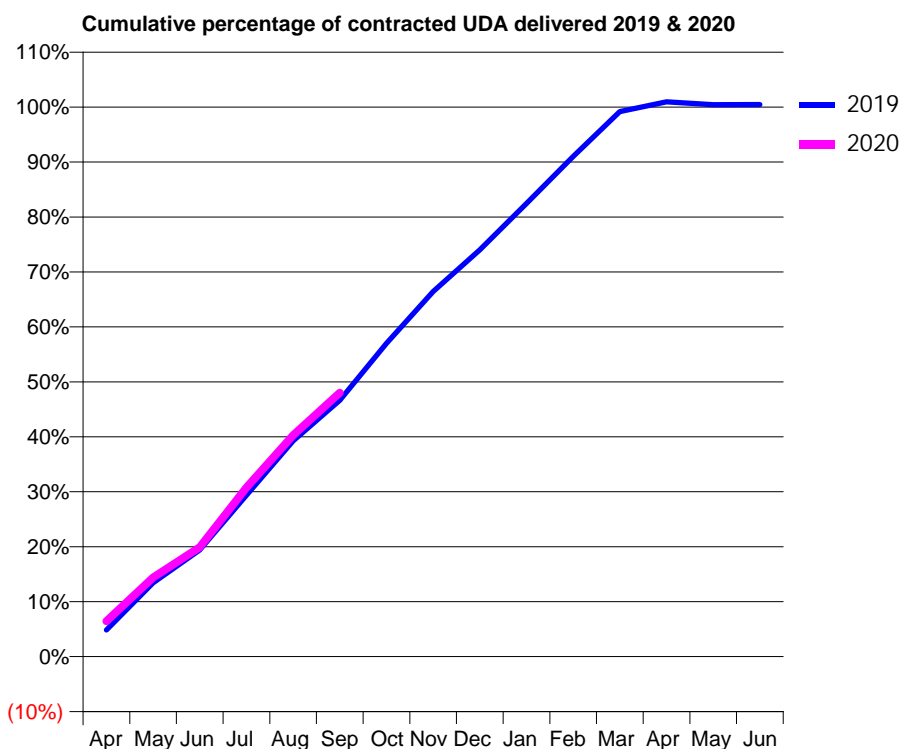
19/20 Contracted general activity (UDA)	18,638
Carry forward general activity (UDA)	0
19/20 Contracted orthodontic activity (UOA)	31
Carry forward orthodontic activity (UOA)	0
Baseline contract value	£468,971.40

ACCESS*

Patients seen in 24 months	Total	Change since previous quarter
Quarter ending September 2018	6,306	
Quarter ending December 2018	6,561	↑
Quarter ending March 2019	6,790	↑
Quarter ending June 2019	6,809	→
Quarter ending September 2019	6,782	→
Variance since September 2018	7.5%	↑



ACTIVITY



Month	Adjusted Scheduled Activity (UDA)	
	2019	2020
April	906	1,206
May	2,508	2,685
June	3,619	3,712
July	5,476	5,737
August	7,320	7,512
September	8,689	8,950
October	10,627	
November	12,385	
December	13,794	
January	15,366	
February	16,962	
March	18,483	
April	18,811	
May	18,718	
June	18,721	

QUALITY

	Quantity	Base Number	Contract	AT	Region	England
% of FP17s for the same patient ID Re-attending within 3 months - Children	123	2,006	6.1%	9.5%	11.3%	11.5%
% of FP17s for the same patient ID Re-attending within 3 months - Adults	366	3,235	11.3%	13.8%	14.7%	15.4%
% of FP17s for the same patient ID Re-attending between 3 & 9 months - Children	1,509	2,006	75.2%	62.3%	60.8%	59.7%
% of FP17s for the same patient ID Re-attending between 3 & 9 months - Adults	1,935	3,235	59.8%	53.1%	52.8%	51.7%
% of FP17s for Band 1 Urgent Courses	206	5,023	4.1%	8.3%	8.2%	9.2%
% of FP17s Relating to Free Repair or Replacements	37	5,023	0.7%	0.7%	0.7%	0.7%
% of FP17s Relating to Continuations	18	5,023	0.4%	0.8%	0.8%	0.8%
% of Patients satisfied with the dentistry they have received	4	5	N/A	91.5%	93.2%	93.5%
% of Patients satisfied with the time they had to wait for an appointment	5	5	N/A	86.4%	88.5%	87.4%

* This is based on patients treated on this contract for their most recent course of treatment. Figures in italics indicate the base number of FP17s or Patient Questionnaire responses are less than 100. N/A is shown where the base number of responses is less than 10 during the period. % is calculated as Quantity/Base number*100

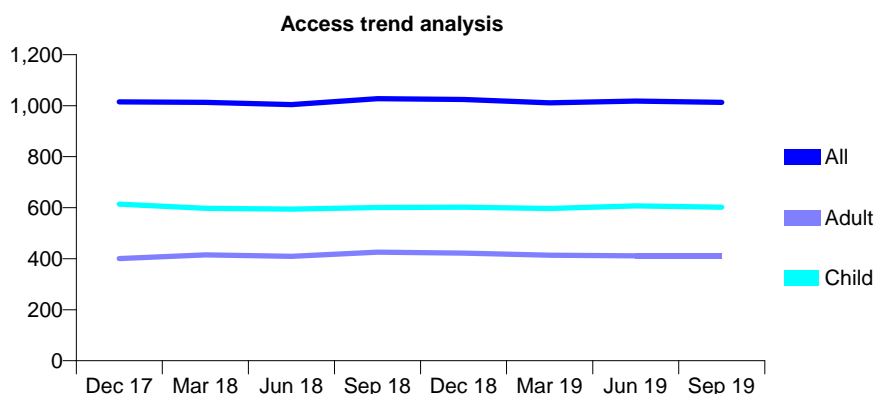
Q59 - Vital Signs At a Glance Contract Report for 931756/0001 - September 2019

Name or company name	MR RD CASEY
Contract type name	GDS Contract
Purpose of contract	General
Contract start date	01/04/2006
Contract end date	

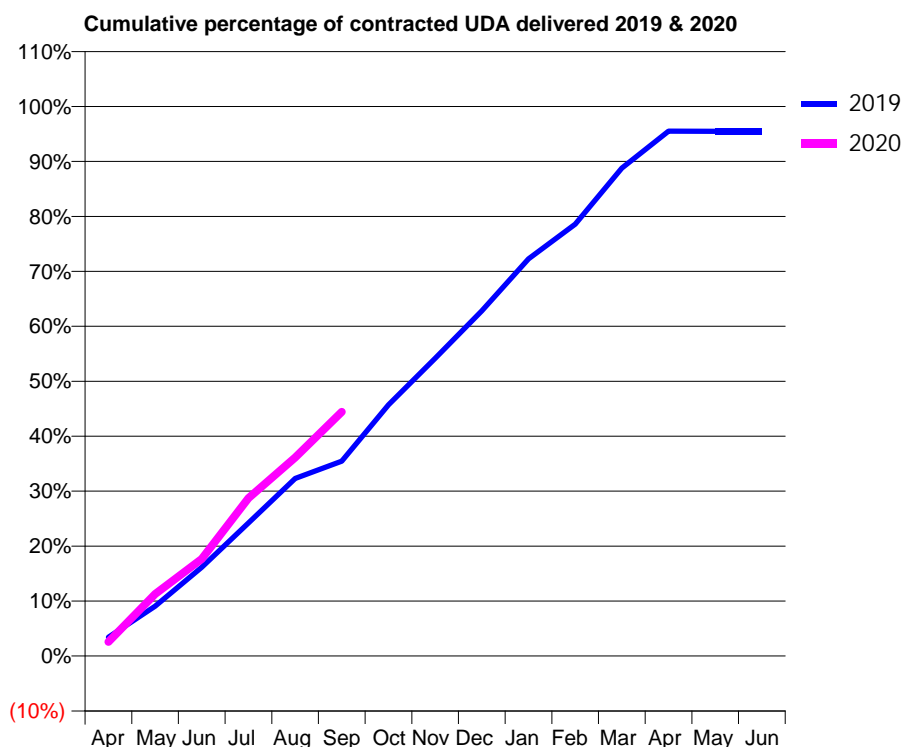
19/20 Contracted general activity (UDA)	3,968
Carry forward general activity (UDA)	0
19/20 Contracted orthodontic activity (UOA)	0
Carry forward orthodontic activity (UOA)	0
Baseline contract value	£110,141.74

ACCESS*

Patients seen in 24 months	Total	Change since previous quarter
Quarter ending September 2018	1,027	
Quarter ending December 2018	1,024	→
Quarter ending March 2019	1,011	↓
Quarter ending June 2019	1,018	→
Quarter ending September 2019	1,013	→
Variance since September 2018	(1.4%)	↓



ACTIVITY



Month	Adjusted Scheduled Activity (UDA)	
	2019	2020
April	137	102
May	361	449
June	641	702
July	961	1,141
August	1,282	1,434
September	1,407	1,763
October	1,814	
November	2,150	
December	2,492	
January	2,867	
February	3,118	
March	3,523	
April	3,790	
May	3,789	
June	3,789	

QUALITY

	Quantity	Base Number	Contract	AT	Region	England
% of FP17s for the same patient ID Re-attending within 3 months - Children	33	484	6.8%	9.5%	11.3%	11.5%
% of FP17s for the same patient ID Re-attending within 3 months - Adults	93	338	27.5%	13.8%	14.7%	15.4%
% of FP17s for the same patient ID Re-attending between 3 & 9 months - Children	300	484	62.0%	62.3%	60.8%	59.7%
% of FP17s for the same patient ID Re-attending between 3 & 9 months - Adults	165	338	48.8%	53.1%	52.8%	51.7%
% of FP17s for Band 1 Urgent Courses	14	756	1.9%	8.3%	8.2%	9.2%
% of FP17s Relating to Free Repair or Replacements	0	756	0.0%	0.7%	0.7%	0.7%
% of FP17s Relating to Continuations	0	756	0.0%	0.8%	0.8%	0.8%
% of Patients satisfied with the dentistry they have received	0	0	N/A	91.5%	93.2%	93.5%
% of Patients satisfied with the time they had to wait for an appointment	0	0	N/A	86.4%	88.5%	87.4%

* This is based on patients treated on this contract for their most recent course of treatment. Figures in italics indicate the base number of FP17s or Patient Questionnaire responses are less than 100. N/A is shown where the base number of responses is less than 10 during the period. % is calculated as Quantity/Base number*100

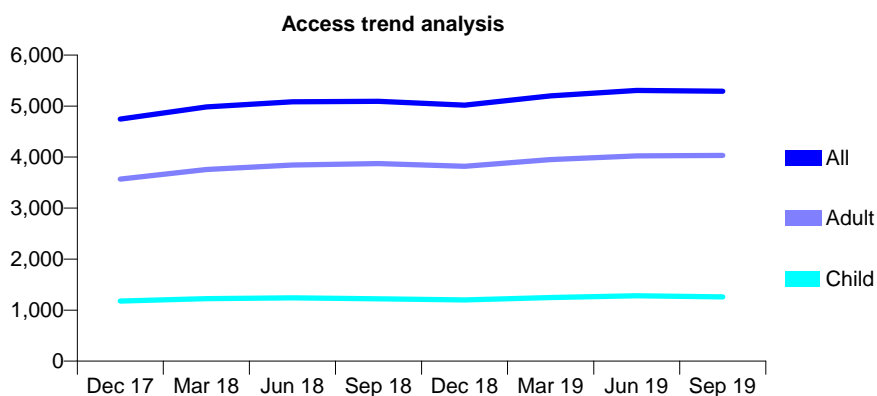
Q59 - Vital Signs At a Glance Contract Report for 939838/0003 - September 2019

Name or company name	MISS Z ISHAK
Contract type name	GDS Contract
Purpose of contract	General
Contract start date	01/04/2008
Contract end date	

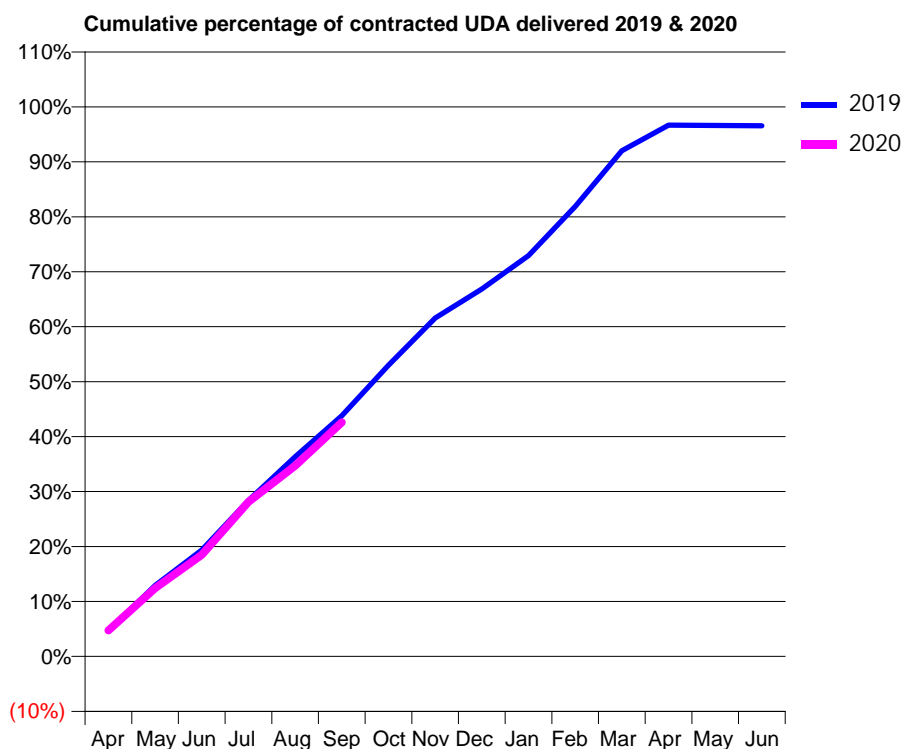
19/20 Contracted general activity (UDA)	15,328
Carry forward general activity (UDA)	0
19/20 Contracted orthodontic activity (UOA)	0
Carry forward orthodontic activity (UOA)	0
Baseline contract value	£353,768.72

ACCESS*

Patients seen in 24 months	Total	Change since previous quarter
Quarter ending September 2018	5,095	
Quarter ending December 2018	5,019	↓
Quarter ending March 2019	5,200	↑
Quarter ending June 2019	5,305	↑
Quarter ending September 2019	5,291	→
Variance since September 2018	3.8%	↑



ACTIVITY



Month	2019	2020
April	725	728
May	1,982	1,906
June	2,968	2,831
July	4,350	4,308
August	5,569	5,317
September	6,713	6,529
October	8,121	
November	9,439	
December	10,245	
January	11,179	
February	12,552	
March	14,103	
April	14,817	
May	14,810	
June	14,799	

QUALITY

	Quantity	Base Number	Contract	AT	Region	England
% of FP17s for the same patient ID Re-attending within 3 months - Children	65	1,022	6.4%	9.5%	11.3%	11.5%
% of FP17s for the same patient ID Re-attending within 3 months - Adults	324	2,710	12.0%	13.8%	14.7%	15.4%
% of FP17s for the same patient ID Re-attending between 3 & 9 months - Children	702	1,022	68.7%	62.3%	60.8%	59.7%
% of FP17s for the same patient ID Re-attending between 3 & 9 months - Adults	1,370	2,710	50.6%	53.1%	52.8%	51.7%
% of FP17s for Band 1 Urgent Courses	178	3,431	5.2%	8.3%	8.2%	9.2%
% of FP17s Relating to Free Repair or Replacements	10	3,431	0.3%	0.7%	0.7%	0.7%
% of FP17s Relating to Continuations	55	3,431	1.6%	0.8%	0.8%	0.8%
% of Patients satisfied with the dentistry they have received	5	6	N/A	91.5%	93.2%	93.5%
% of Patients satisfied with the time they had to wait for an appointment	2	6	N/A	86.4%	88.5%	87.4%

* This is based on patients treated on this contract for their most recent course of treatment. Figures in italics indicate the base number of FP17s or Patient Questionnaire responses are less than 100. N/A is shown where the base number of responses is less than 10 during the period. % is calculated as Quantity/Base number*100

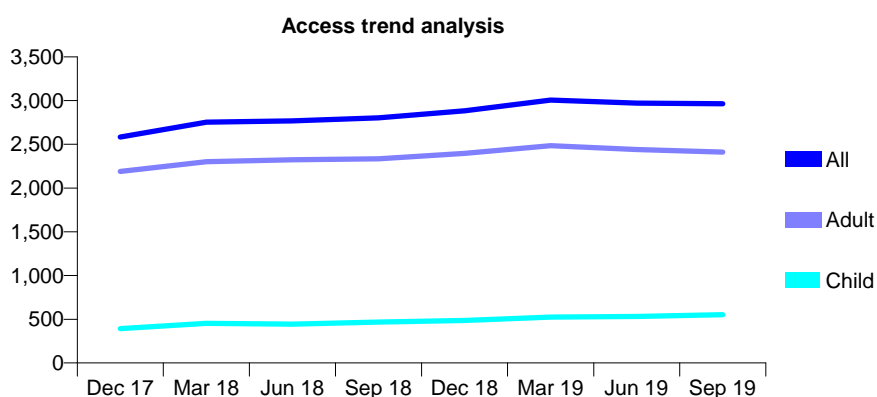
Q59 - Vital Signs At a Glance Contract Report for 939838/0008 - September 2019

Name or company name	MISS Z ISHAK
Contract type name	GDS Contract
Purpose of contract	General
Contract start date	01/02/2013
Contract end date	

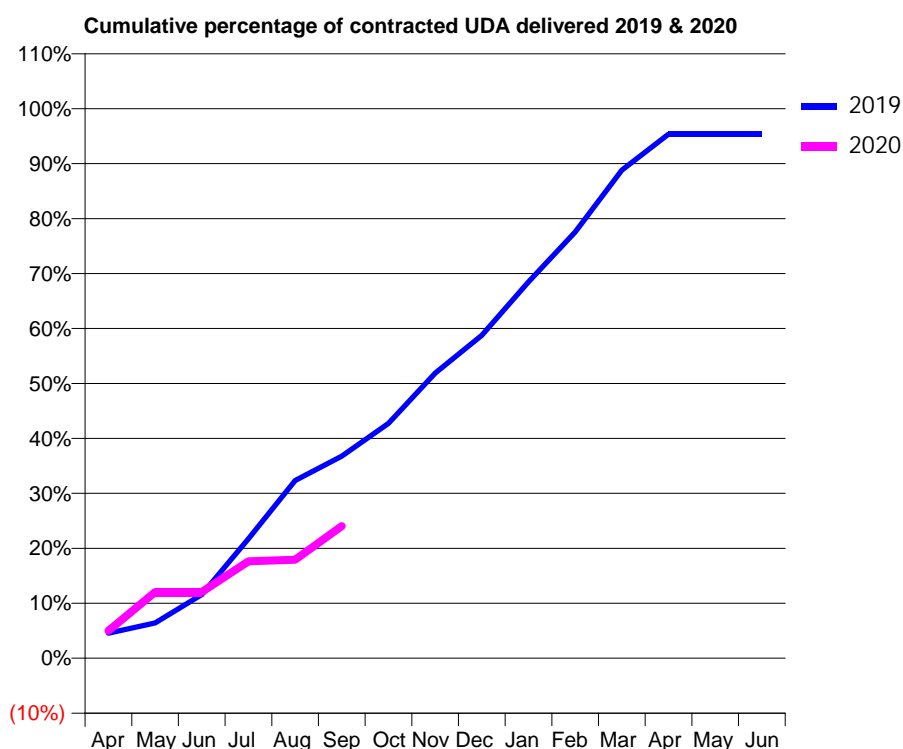
19/20 Contracted general activity (UDA)	10,144
Carry forward general activity (UDA)	0
19/20 Contracted orthodontic activity (UOA)	0
Carry forward orthodontic activity (UOA)	0
Baseline contract value	£278,182.16

ACCESS*

Patients seen in 24 months	Total	Change since previous quarter
Quarter ending September 2018	2,802	
Quarter ending December 2018	2,883	↑
Quarter ending March 2019	3,007	↑
Quarter ending June 2019	2,972	↓
Quarter ending September 2019	2,964	→
Variance since September 2018	5.8%	↑



ACTIVITY



Month	2019	2020
April	461	509
May	652	1,223
June	1,175	1,223
July	2,204	1,789
August	3,279	1,817
September	3,730	2,438
October	4,335	
November	5,263	
December	5,961	
January	6,947	
February	7,868	
March	9,009	
April	9,673	
May	9,674	
June	9,674	

QUALITY

	Quantity	Base Number	Contract	AT	Region	England
% of FP17s for the same patient ID Re-attending within 3 months - Children	19	385	4.9%	9.5%	11.3%	11.5%
% of FP17s for the same patient ID Re-attending within 3 months - Adults	93	975	9.5%	13.8%	14.7%	15.4%
% of FP17s for the same patient ID Re-attending between 3 & 9 months - Children	249	385	64.7%	62.3%	60.8%	59.7%
% of FP17s for the same patient ID Re-attending between 3 & 9 months - Adults	608	975	62.4%	53.1%	52.8%	51.7%
% of FP17s for Band 1 Urgent Courses	12	1,146	1.0%	8.3%	8.2%	9.2%
% of FP17s Relating to Free Repair or Replacements	6	1,146	0.5%	0.7%	0.7%	0.7%
% of FP17s Relating to Continuations	33	1,146	2.9%	0.8%	0.8%	0.8%
% of Patients satisfied with the dentistry they have received	2	2	N/A	91.5%	93.2%	93.5%
% of Patients satisfied with the time they had to wait for an appointment	2	2	N/A	86.4%	88.5%	87.4%

* This is based on patients treated on this contract for their most recent course of treatment. Figures in italics indicate the base number of FP17s or Patient Questionnaire responses are less than 100. N/A is shown where the base number of responses is less than 10 during the period. % is calculated as Quantity/Base number*100

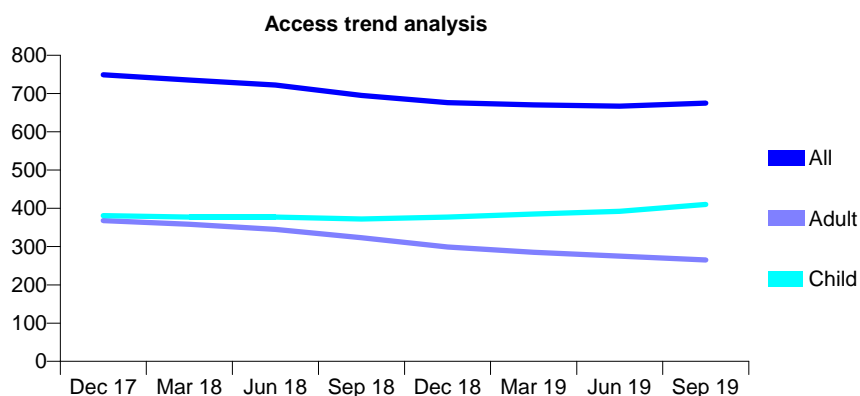
Q59 - Vital Signs At a Glance Contract Report for 962198/0001 - September 2019

Name or company name	MRS S HINDOCHA
Contract type name	GDS Contract
Purpose of contract	General
Contract start date	06/02/2016
Contract end date	

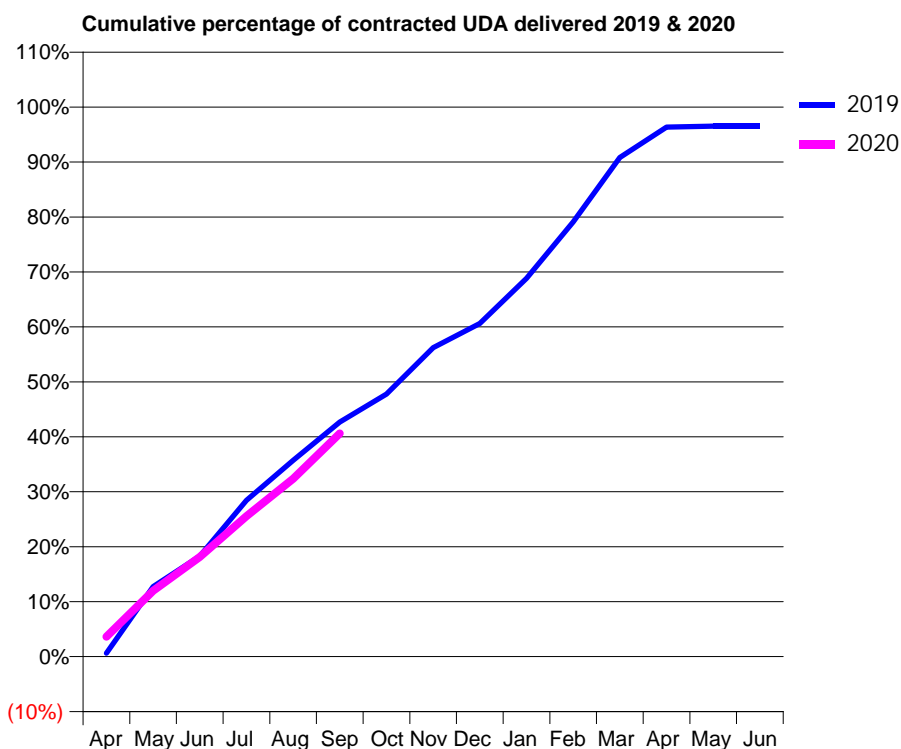
19/20 Contracted general activity (UDA)	2,502
Carry forward general activity (UDA)	0
19/20 Contracted orthodontic activity (UOA)	0
Carry forward orthodontic activity (UOA)	0
Baseline contract value	£56,623.40

ACCESS*

Patients seen in 24 months	Total	Change since previous quarter
Quarter ending September 2018	695	
Quarter ending December 2018	676	↓
Quarter ending March 2019	670	→
Quarter ending June 2019	667	→
Quarter ending September 2019	675	→
Variance since September 2018	(2.9%)	↓



ACTIVITY



Month	Adjusted Scheduled Activity (UDA)	
	2019	2020
April	16	91
May	319	300
June	458	454
July	711	639
August	894	810
September	1,068	1,016
October	1,195	
November	1,406	
December	1,517	
January	1,722	
February	1,980	
March	2,272	
April	2,411	
May	2,415	
June	2,415	

QUALITY

	Quantity	Base Number	Contract	AT	Region	England
% of FP17s for the same patient ID Re-attending within 3 months - Children	23	328	7.0%	9.5%	11.3%	11.5%
% of FP17s for the same patient ID Re-attending within 3 months - Adults	54	199	27.1%	13.8%	14.7%	15.4%
% of FP17s for the same patient ID Re-attending between 3 & 9 months - Children	216	328	65.9%	62.3%	60.8%	59.7%
% of FP17s for the same patient ID Re-attending between 3 & 9 months - Adults	93	199	46.7%	53.1%	52.8%	51.7%
% of FP17s for Band 1 Urgent Courses	29	471	6.2%	8.3%	8.2%	9.2%
% of FP17s Relating to Free Repair or Replacements	1	471	0.2%	0.7%	0.7%	0.7%
% of FP17s Relating to Continuations	0	471	0.0%	0.8%	0.8%	0.8%
% of Patients satisfied with the dentistry they have received	0	0	N/A	91.5%	93.2%	93.5%
% of Patients satisfied with the time they had to wait for an appointment	0	0	N/A	86.4%	88.5%	87.4%

* This is based on patients treated on this contract for their most recent course of treatment. Figures in italics indicate the base number of FP17s or Patient Questionnaire responses are less than 100. N/A is shown where the base number of responses is less than 10 during the period. % is calculated as Quantity/Base number*100

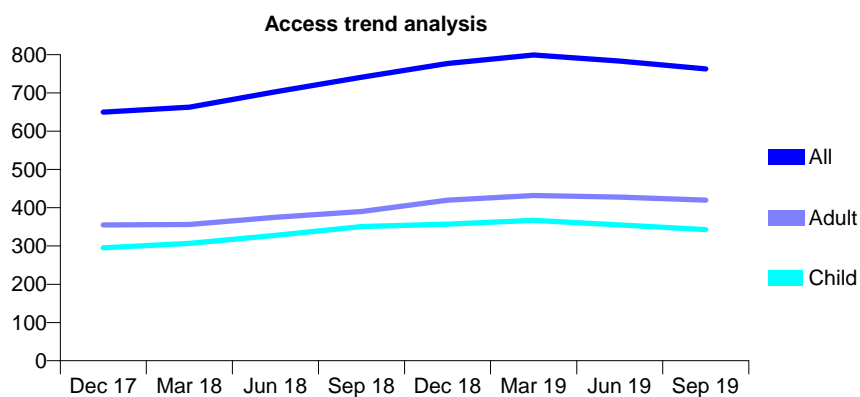
Q59 - Vital Signs At a Glance Contract Report for 967432/0001 - September 2019

Name or company name	Mr S Patel
Contract type name	GDS Contract
Purpose of contract	General
Contract start date	01/12/2007
Contract end date	

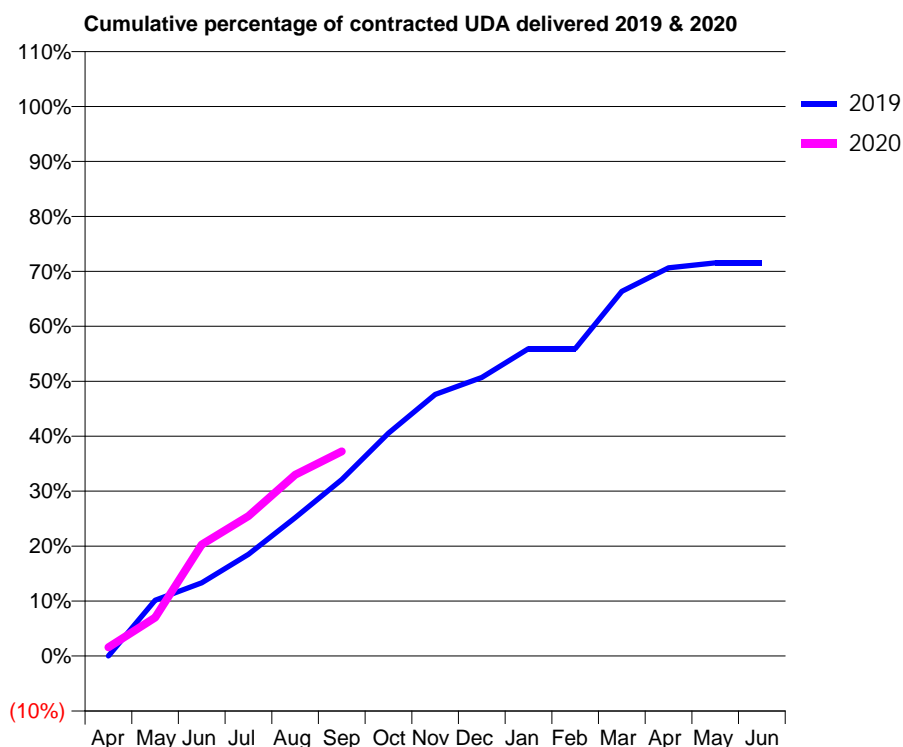
19/20 Contracted general activity (UDA)	2,200
Carry forward general activity (UDA)	0
19/20 Contracted orthodontic activity (UOA)	0
Carry forward orthodontic activity (UOA)	0
Baseline contract value	£41,932.70

ACCESS*

Patients seen in 24 months	Total	Change since previous quarter
Quarter ending September 2018	741	
Quarter ending December 2018	777	↑
Quarter ending March 2019	799	↑
Quarter ending June 2019	783	↓
Quarter ending September 2019	763	↓
Variance since September 2018	3.0%	↑



ACTIVITY



Month	Adjusted Scheduled Activity (UDA)	
	2019	2020
April	0	35
May	340	154
June	446	446
July	619	560
August	842	726
September	1,074	819
October	1,357	
November	1,592	
December	1,695	
January	1,870	
February	1,870	
March	2,219	
April	2,362	
May	2,392	
June	2,392	

QUALITY

	Quantity	Base Number	Contract	AT	Region	England
% of FP17s for the same patient ID Re-attending within 3 months - Children	14	263	5.3%	9.5%	11.3%	11.5%
% of FP17s for the same patient ID Re-attending within 3 months - Adults	18	248	7.3%	13.8%	14.7%	15.4%
% of FP17s for the same patient ID Re-attending between 3 & 9 months - Children	194	263	73.8%	62.3%	60.8%	59.7%
% of FP17s for the same patient ID Re-attending between 3 & 9 months - Adults	165	248	66.5%	53.1%	52.8%	51.7%
% of FP17s for Band 1 Urgent Courses	10	451	2.2%	8.3%	8.2%	9.2%
% of FP17s Relating to Free Repair or Replacements	0	451	0.0%	0.7%	0.7%	0.7%
% of FP17s Relating to Continuations	1	451	0.2%	0.8%	0.8%	0.8%
% of Patients satisfied with the dentistry they have received	0	0	N/A	91.5%	93.2%	93.5%
% of Patients satisfied with the time they had to wait for an appointment	0	0	N/A	86.4%	88.5%	87.4%

* This is based on patients treated on this contract for their most recent course of treatment. Figures in italics indicate the base number of FP17s or Patient Questionnaire responses are less than 100. N/A is shown where the base number of responses is less than 10 during the period. % is calculated as Quantity/Base number*100

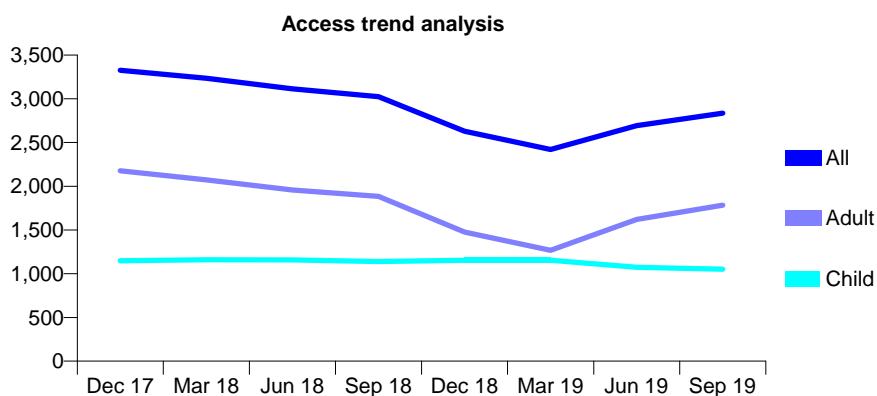
Q59 - Vital Signs At a Glance Contract Report for 995584/0001 - September 2019

Name or company name	Mr B Khaseria & Mrs M K Dhariwal
Contract type name	GDS Contract
Purpose of contract	General
Contract start date	01/01/2016
Contract end date	

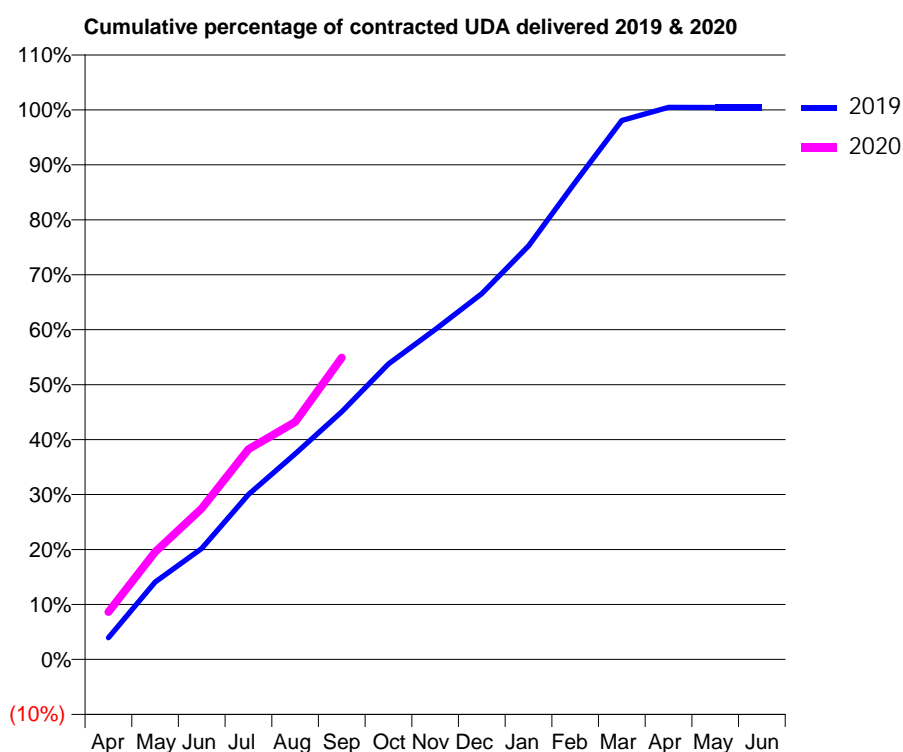
19/20 Contracted general activity (UDA)	5,032
Carry forward general activity (UDA)	0
19/20 Contracted orthodontic activity (UOA)	0
Carry forward orthodontic activity (UOA)	0
Baseline contract value	£138,002.51

ACCESS*

Patients seen in 24 months	Total	Change since previous quarter
Quarter ending September 2018	3,024	
Quarter ending December 2018	2,628	↓
Quarter ending March 2019	2,421	↓
Quarter ending June 2019	2,693	↑
Quarter ending September 2019	2,836	↑
Variance since September 2018	(6.2%)	↓



ACTIVITY



Adjusted Scheduled Activity (UDA)		
Month	2019	2020
April	198	434
May	709	983
June	1,016	1,383
July	1,510	1,925
August	1,882	2,174
September	2,268	2,762
October	2,707	
November	3,022	
December	3,349	
January	3,786	
February	4,369	
March	4,935	
April	5,055	
May	5,054	
June	5,054	

QUALITY

	Quantity	Base Number	Contract	AT	Region	England
% of FP17s for the same patient ID Re-attending within 3 months - Children	33	701	4.7%	9.5%	11.3%	11.5%
% of FP17s for the same patient ID Re-attending within 3 months - Adults	70	1,265	5.5%	13.8%	14.7%	15.4%
% of FP17s for the same patient ID Re-attending between 3 & 9 months - Children	447	701	63.8%	62.3%	60.8%	59.7%
% of FP17s for the same patient ID Re-attending between 3 & 9 months - Adults	384	1,265	30.4%	53.1%	52.8%	51.7%
% of FP17s for Band 1 Urgent Courses	87	1,610	5.4%	8.3%	8.2%	9.2%
% of FP17s Relating to Free Repair or Replacements	4	1,610	0.2%	0.7%	0.7%	0.7%
% of FP17s Relating to Continuations	4	1,610	0.2%	0.8%	0.8%	0.8%
% of Patients satisfied with the dentistry they have received	1	1	N/A	91.5%	93.2%	93.5%
% of Patients satisfied with the time they had to wait for an appointment	1	1	N/A	86.4%	88.5%	87.4%

* This is based on patients treated on this contract for their most recent course of treatment. Figures in italics indicate the base number of FP17s or Patient Questionnaire responses are less than 100. N/A is shown where the base number of responses is less than 10 during the period. % is calculated as Quantity/Base number*100

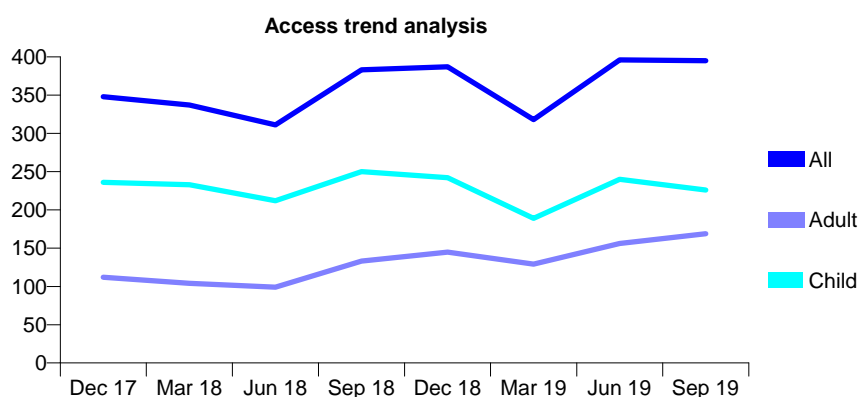
Q59 - Vital Signs At a Glance Contract Report for 998133/0001 - September 2019

Name or company name	Desai, Shah & Thakor (T/A Queens Rd Der
Contract type name	GDS Contract
Purpose of contract	General
Contract start date	01/04/2006
Contract end date	

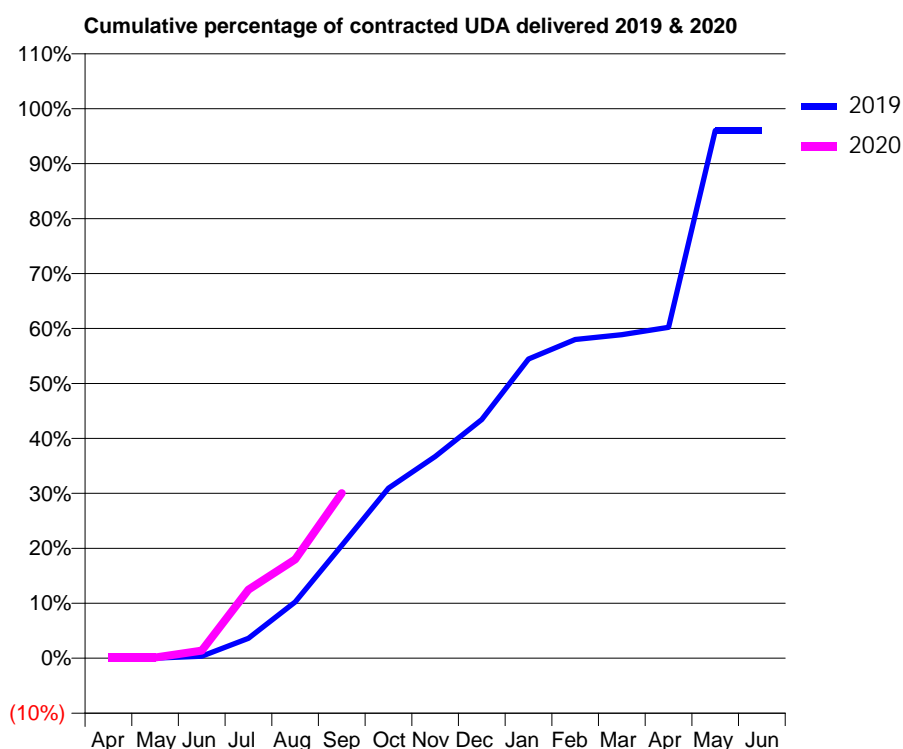
19/20 Contracted general activity (UDA)	800
Carry forward general activity (UDA)	0
19/20 Contracted orthodontic activity (UOA)	0
Carry forward orthodontic activity (UOA)	0
Baseline contract value	£17,736.75

ACCESS*

Patients seen in 24 months	Total	Change since previous quarter
Quarter ending September 2018	383	
Quarter ending December 2018	387	→
Quarter ending March 2019	318	↓
Quarter ending June 2019	396	↑
Quarter ending September 2019	395	→
Variance since September 2018	3.1%	↑



ACTIVITY



Month	2019	2020
April	0	1
May	0	1
June	3	11
July	29	100
August	82	144
September	164	240
October	248	
November	294	
December	348	
January	436	
February	464	
March	471	
April	482	
May	768	
June	768	

QUALITY

	Quantity	Base Number	Contract	AT	Region	England
% of FP17s for the same patient ID Re-attending within 3 months - Children	1	178	0.6%	9.5%	11.3%	11.5%
% of FP17s for the same patient ID Re-attending within 3 months - Adults	3	123	2.4%	13.8%	14.7%	15.4%
% of FP17s for the same patient ID Re-attending between 3 & 9 months - Children	38	178	21.3%	62.3%	60.8%	59.7%
% of FP17s for the same patient ID Re-attending between 3 & 9 months - Adults	21	123	17.1%	53.1%	52.8%	51.7%
% of FP17s for Band 1 Urgent Courses	7	137	5.1%	8.3%	8.2%	9.2%
% of FP17s Relating to Free Repair or Replacements	1	137	0.7%	0.7%	0.7%	0.7%
% of FP17s Relating to Continuations	0	137	0.0%	0.8%	0.8%	0.8%
% of Patients satisfied with the dentistry they have received	0	0	N/A	91.5%	93.2%	93.5%
% of Patients satisfied with the time they had to wait for an appointment	0	0	N/A	86.4%	88.5%	87.4%

* This is based on patients treated on this contract for their most recent course of treatment.

Figures in italics indicate the base number of FP17s or Patient Questionnaire responses are less than 100. N/A is shown where the base number of responses is less than 10 during the period. % is calculated as Quantity/Base number*100

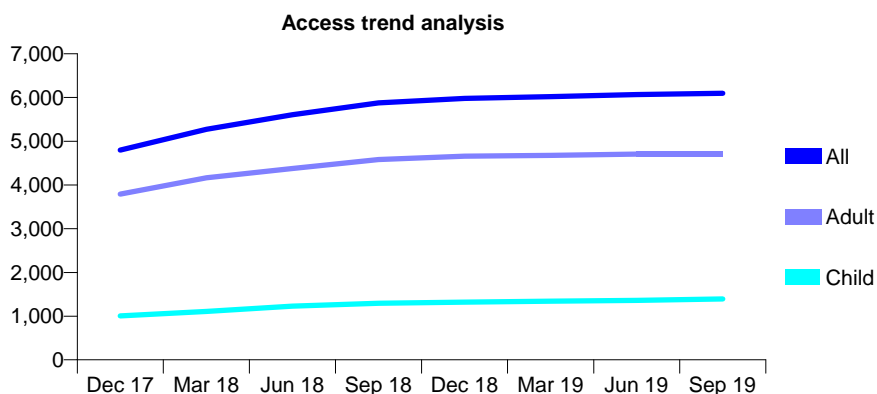
Q60 - Vital Signs At a Glance Contract Report for 100034/0000 - September 2019

Name or company name	Whitecross Dental Care Limited
Contract type name	GDS Contract
Purpose of contract	General
Contract start date	01/04/2016
Contract end date	

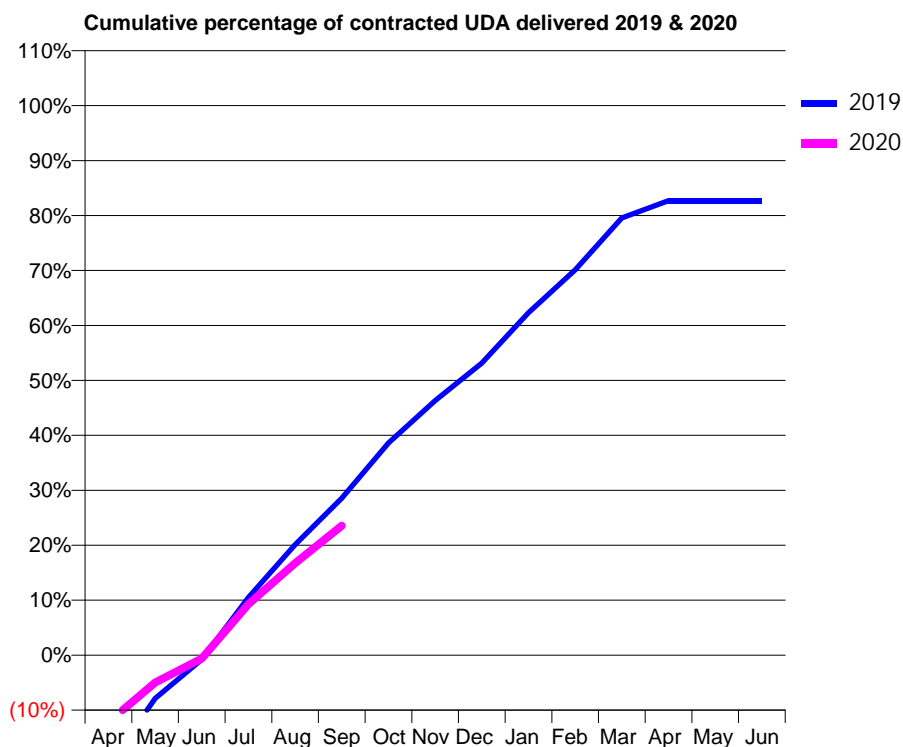
19/20 Contracted general activity (UDA)	16,000
Carry forward general activity (UDA)	2,767
19/20 Contracted orthodontic activity (UOA)	0
Carry forward orthodontic activity (UOA)	0
Baseline contract value	£406,755.59

ACCESS*

Patients seen in 24 months	Total	Change since previous quarter
Quarter ending September 2018	5,880	
Quarter ending December 2018	5,980	→
Quarter ending March 2019	6,020	→
Quarter ending June 2019	6,068	→
Quarter ending September 2019	6,099	→
Variance since September 2018	3.7%	↑



ACTIVITY



Month	Adjusted Scheduled Activity (UDA)	
	2019	2020
April	-3,207	-1,957
May	-1,262	-801
June	-131	-103
July	1,684	1,483
August	3,220	2,677
September	4,571	3,767
October	6,179	
November	7,415	
December	8,506	
January	9,969	
February	11,221	
March	12,729	
April	13,229	
May	13,233	
June	13,233	

QUALITY

	Quantity	Base Number	Contract	AT	Region	England
% of FP17s for the same patient ID Re-attending within 3 months - Children	22	739	3.0%	9.6%	11.3%	11.5%
% of FP17s for the same patient ID Re-attending within 3 months - Adults	356	2,581	13.8%	12.9%	14.7%	15.4%
% of FP17s for the same patient ID Re-attending between 3 & 9 months - Children	374	739	50.6%	61.1%	60.8%	59.7%
% of FP17s for the same patient ID Re-attending between 3 & 9 months - Adults	1,150	2,581	44.6%	55.2%	52.8%	51.7%
% of FP17s for Band 1 Urgent Courses	259	3,102	8.3%	7.6%	8.2%	9.2%
% of FP17s Relating to Free Repair or Replacements	35	3,102	1.1%	0.8%	0.7%	0.7%
% of FP17s Relating to Continuations	60	3,102	1.9%	0.8%	0.8%	0.8%
% of Patients satisfied with the dentistry they have received	5	6	N/A	93.1%	93.2%	93.5%
% of Patients satisfied with the time they had to wait for an appointment	6	6	N/A	89.9%	88.5%	87.4%

* This is based on patients treated on this contract for their most recent course of treatment. Figures in italics indicate the base number of FP17s or Patient Questionnaire responses are less than 100. N/A is shown where the base number of responses is less than 10 during the period. % is calculated as Quantity/Base number*100

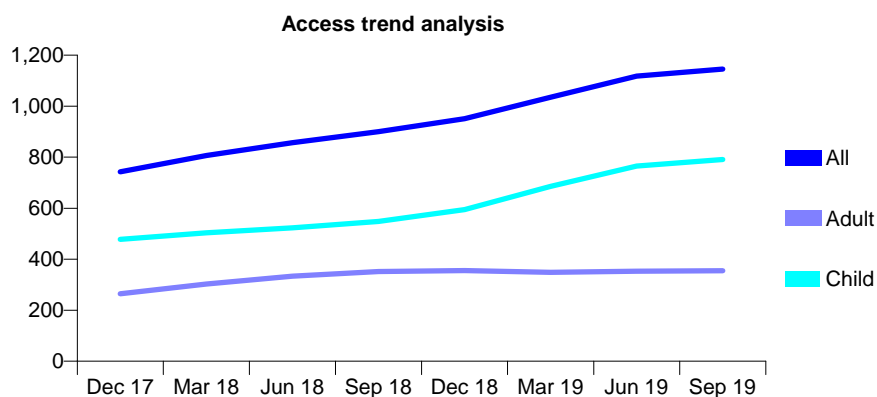
Q60 - Vital Signs At a Glance Contract Report for 100233/0000 - September 2019

Name or company name	Willow Street Dental Practice
Contract type name	GDS Contract
Purpose of contract	General
Contract start date	01/12/2016
Contract end date	

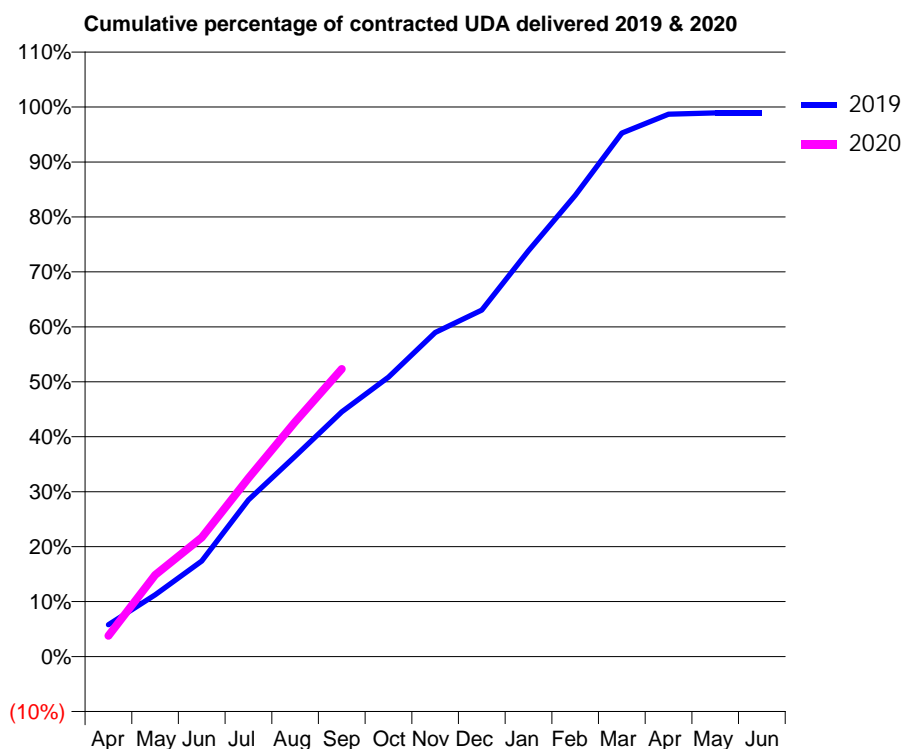
19/20 Contracted general activity (UDA)	2,110
Carry forward general activity (UDA)	22
19/20 Contracted orthodontic activity (UOA)	0
Carry forward orthodontic activity (UOA)	0
Baseline contract value	£63,101.09

ACCESS*

Patients seen in 24 months	Total	Change since previous quarter
Quarter ending September 2018	900	
Quarter ending December 2018	951	↑
Quarter ending March 2019	1,035	↑
Quarter ending June 2019	1,118	↑
Quarter ending September 2019	1,146	↑
Variance since September 2018	27.3%	↑



ACTIVITY



Month	Adjusted Scheduled Activity (UDA)	
	2019	2020
April	122	80
May	237	313
June	367	457
July	601	686
August	769	901
September	939	1,104
October	1,073	
November	1,244	
December	1,330	
January	1,558	
February	1,771	
March	2,010	
April	2,082	
May	2,087	
June	2,087	

QUALITY

	Quantity	Base Number	Contract	AT	Region	England
% of FP17s for the same patient ID Re-attending within 3 months - Children	73	775	9.4%	9.6%	11.3%	11.5%
% of FP17s for the same patient ID Re-attending within 3 months - Adults	23	185	12.4%	12.9%	14.7%	15.4%
% of FP17s for the same patient ID Re-attending between 3 & 9 months - Children	456	775	58.8%	61.1%	60.8%	59.7%
% of FP17s for the same patient ID Re-attending between 3 & 9 months - Adults	96	185	51.9%	55.2%	52.8%	51.7%
% of FP17s for Band 1 Urgent Courses	43	892	4.8%	7.6%	8.2%	9.2%
% of FP17s Relating to Free Repair or Replacements	1	892	0.1%	0.8%	0.7%	0.7%
% of FP17s Relating to Continuations	0	892	0.0%	0.8%	0.8%	0.8%
% of Patients satisfied with the dentistry they have received	0	0	N/A	93.1%	93.2%	93.5%
% of Patients satisfied with the time they had to wait for an appointment	0	0	N/A	89.9%	88.5%	87.4%

* This is based on patients treated on this contract for their most recent course of treatment. Figures in italics indicate the base number of FP17s or Patient Questionnaire responses are less than 100. N/A is shown where the base number of responses is less than 10 during the period. % is calculated as Quantity/Base number*100

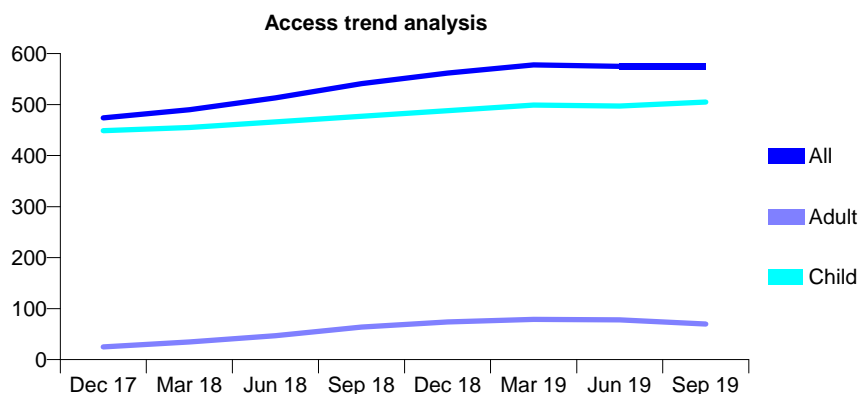
Q60 - Vital Signs At a Glance Contract Report for 100324/0000 - September 2019

Name or company name	Hughes & Owen Dental Care
Contract type name	GDS Contract
Purpose of contract	General
Contract start date	01/04/2017
Contract end date	

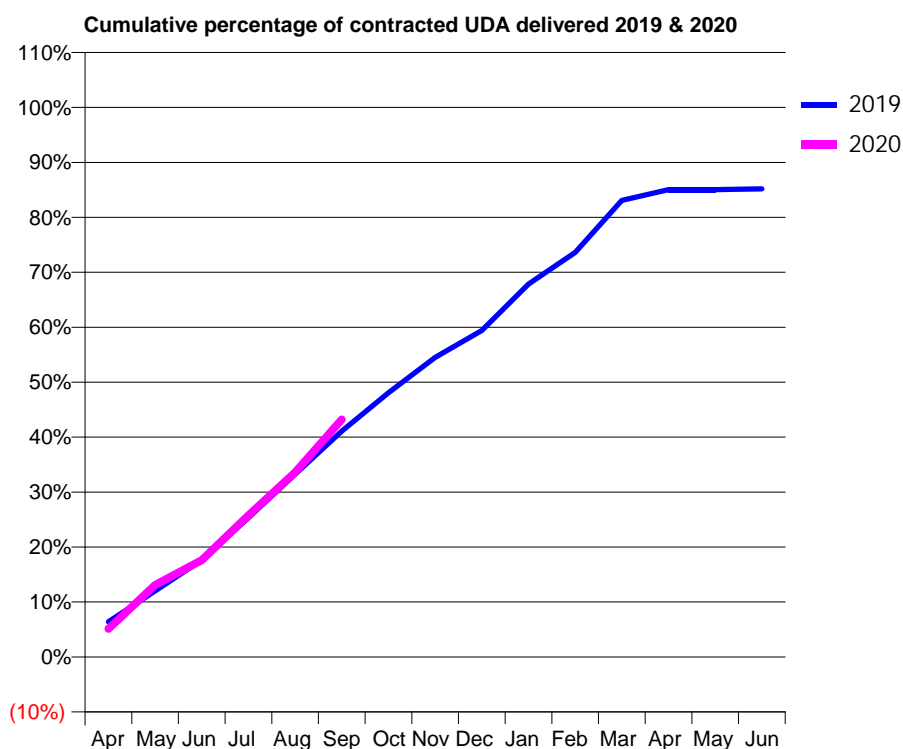
19/20 Contracted general activity (UDA)	1,250
Carry forward general activity (UDA)	0
19/20 Contracted orthodontic activity (UOA)	0
Carry forward orthodontic activity (UOA)	0
Baseline contract value	£26,071.35

ACCESS*

Patients seen in 24 months	Total	Change since previous quarter
Quarter ending September 2018	541	
Quarter ending December 2018	562	↑
Quarter ending March 2019	578	↑
Quarter ending June 2019	575	→
Quarter ending September 2019	575	→
Variance since September 2018	6.3%	↑



ACTIVITY



Adjusted Scheduled Activity (UDA)		
Month	2019	2020
April	80	64
May	150	164
June	221	220
July	316	322
August	416	420
September	514	540
October	601	
November	681	
December	743	
January	848	
February	920	
March	1,039	
April	1,063	
May	1,063	
June	1,065	

QUALITY

	Quantity	Base Number	Contract	AT	Region	England
% of FP17s for the same patient ID Re-attending within 3 months - Children	28	461	6.1%	9.6%	11.3%	11.5%
% of FP17s for the same patient ID Re-attending within 3 months - Adults	0	0	N/A	12.9%	14.7%	15.4%
% of FP17s for the same patient ID Re-attending between 3 & 9 months - Children	334	461	72.5%	61.1%	60.8%	59.7%
% of FP17s for the same patient ID Re-attending between 3 & 9 months - Adults	0	0	N/A	55.2%	52.8%	51.7%
% of FP17s for Band 1 Urgent Courses	11	436	2.5%	7.6%	8.2%	9.2%
% of FP17s Relating to Free Repair or Replacements	0	436	0.0%	0.8%	0.7%	0.7%
% of FP17s Relating to Continuations	0	436	0.0%	0.8%	0.8%	0.8%
% of Patients satisfied with the dentistry they have received	0	0	N/A	93.1%	93.2%	93.5%
% of Patients satisfied with the time they had to wait for an appointment	0	0	N/A	89.9%	88.5%	87.4%

* This is based on patients treated on this contract for their most recent course of treatment.

Figures in italics indicate the base number of FP17s or Patient Questionnaire responses are less than 100. N/A is shown where the base number of responses is less than 10 during the period. % is calculated as Quantity/Base number*100

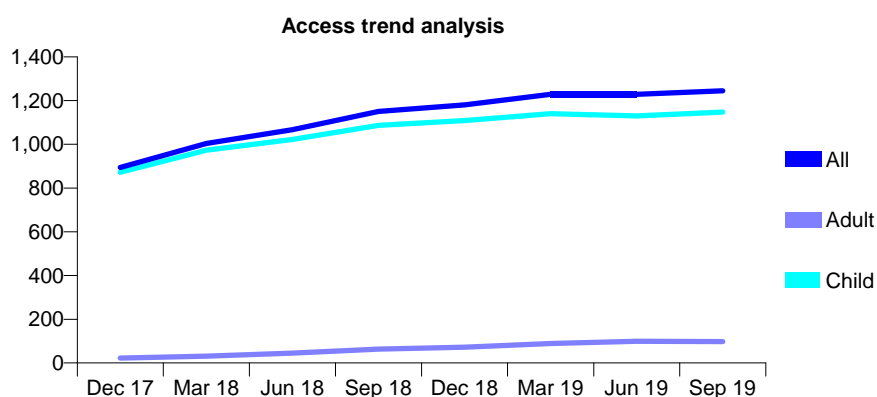
Q60 - Vital Signs At a Glance Contract Report for 100346/0000 - September 2019

Name or company name	Burton Family Dental Practice
Contract type name	GDS Contract
Purpose of contract	General
Contract start date	01/04/2017
Contract end date	

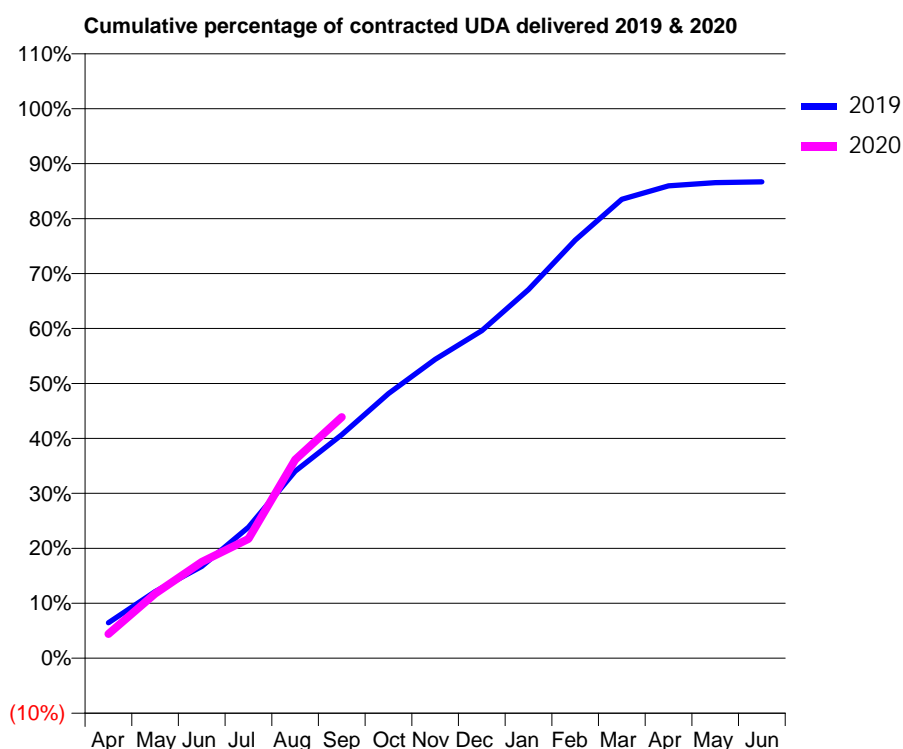
19/20 Contracted general activity (UDA)	2,400
Carry forward general activity (UDA)	0
19/20 Contracted orthodontic activity (UOA)	0
Carry forward orthodontic activity (UOA)	0
Baseline contract value	£52,352.41

ACCESS*

Patients seen in 24 months	Total	Change since previous quarter
Quarter ending September 2018	1,150	
Quarter ending December 2018	1,181	↑
Quarter ending March 2019	1,229	↑
Quarter ending June 2019	1,229	→
Quarter ending September 2019	1,245	→
Variance since September 2018	8.3%	↑



ACTIVITY



Month	2019	2020
April	155	106
May	291	282
June	401	420
July	572	521
August	817	867
September	976	1,053
October	1,156	
November	1,305	
December	1,430	
January	1,610	
February	1,826	
March	2,005	
April	2,063	
May	2,077	
June	2,080	

QUALITY

	Quantity	Base Number	Contract	AT	Region	England
% of FP17s for the same patient ID Re-attending within 3 months - Children	71	908	7.8%	9.6%	11.3%	11.5%
% of FP17s for the same patient ID Re-attending within 3 months - Adults	0	0	N/A	12.9%	14.7%	15.4%
% of FP17s for the same patient ID Re-attending between 3 & 9 months - Children	569	908	62.7%	61.1%	60.8%	59.7%
% of FP17s for the same patient ID Re-attending between 3 & 9 months - Adults	0	0	N/A	55.2%	52.8%	51.7%
% of FP17s for Band 1 Urgent Courses	25	831	3.0%	7.6%	8.2%	9.2%
% of FP17s Relating to Free Repair or Replacements	0	831	0.0%	0.8%	0.7%	0.7%
% of FP17s Relating to Continuations	0	831	0.0%	0.8%	0.8%	0.8%
% of Patients satisfied with the dentistry they have received	0	0	N/A	93.1%	93.2%	93.5%
% of Patients satisfied with the time they had to wait for an appointment	0	0	N/A	89.9%	88.5%	87.4%

* This is based on patients treated on this contract for their most recent course of treatment.

Figures in italics indicate the base number of FP17s or Patient Questionnaire responses are less than 100. N/A is shown where the base number of responses is less than 10 during the period. % is calculated as Quantity/Base number*100

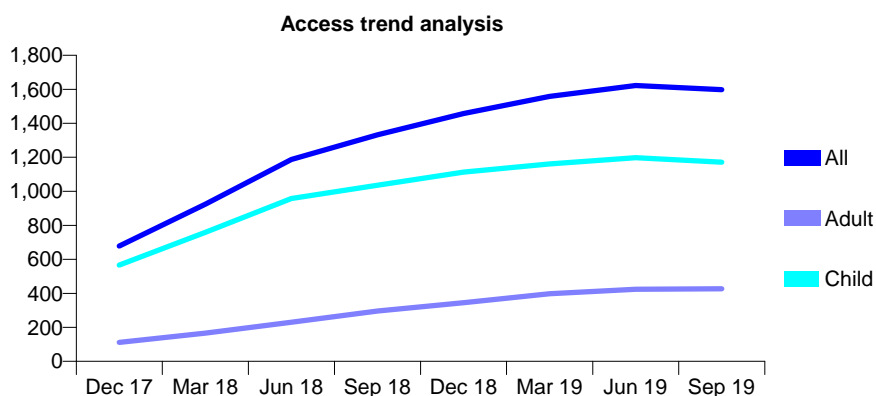
Q60 - Vital Signs At a Glance Contract Report for 100486/0000 - September 2019

Name or company name	New Park House Dental Centre
Contract type name	GDS Contract
Purpose of contract	General and Orthodontic
Contract start date	01/08/2017
Contract end date	

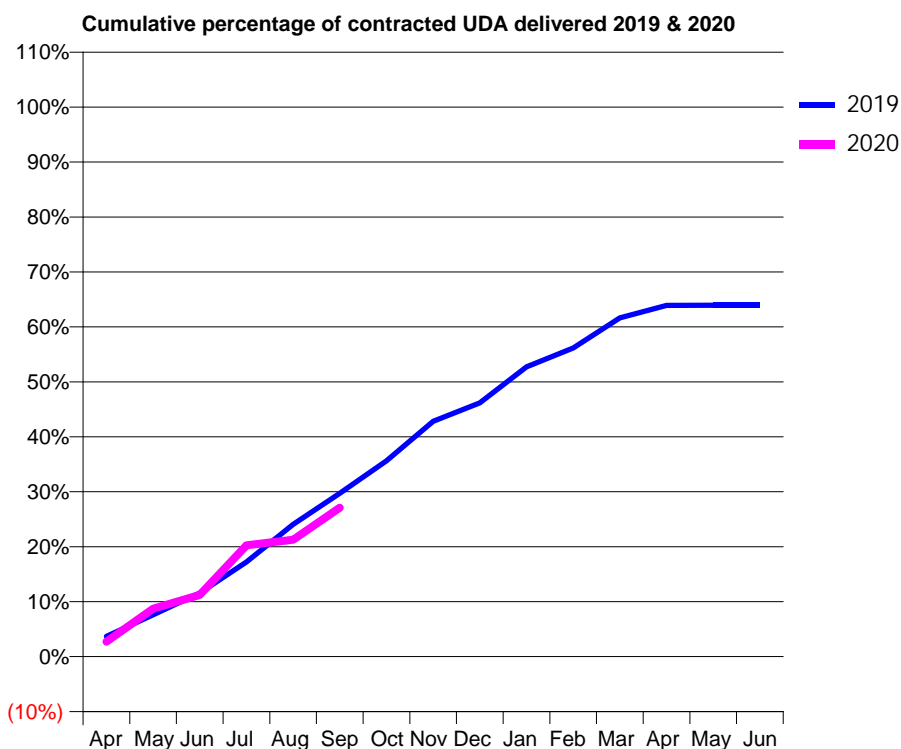
19/20 Contracted general activity (UDA)	3,750
Carry forward general activity (UDA)	0
19/20 Contracted orthodontic activity (UOA)	839
Carry forward orthodontic activity (UOA)	0
Baseline contract value	£162,646.31

ACCESS*

Patients seen in 24 months	Total	Change since previous quarter
Quarter ending September 2018	1,332	
Quarter ending December 2018	1,458	↑
Quarter ending March 2019	1,558	↑
Quarter ending June 2019	1,622	↑
Quarter ending September 2019	1,598	↓
Variance since September 2018	20.0%	↑



ACTIVITY



Month	Adjusted Scheduled Activity (UDA)	
	2019	2020
April	167	102
May	344	327
June	525	421
July	780	760
August	1,090	798
September	1,345	1,016
October	1,614	
November	1,939	
December	2,090	
January	2,387	
February	2,544	
March	2,791	
April	2,894	
May	2,895	
June	2,895	

QUALITY

	Quantity	Base Number	Contract	AT	Region	England
% of FP17s for the same patient ID Re-attending within 3 months - Children	48	720	6.7%	9.6%	11.3%	11.5%
% of FP17s for the same patient ID Re-attending within 3 months - Adults	5	124	4.0%	12.9%	14.7%	15.4%
% of FP17s for the same patient ID Re-attending between 3 & 9 months - Children	380	720	52.8%	61.1%	60.8%	59.7%
% of FP17s for the same patient ID Re-attending between 3 & 9 months - Adults	44	124	35.5%	55.2%	52.8%	51.7%
% of FP17s for Band 1 Urgent Courses	10	732	1.4%	7.6%	8.2%	9.2%
% of FP17s Relating to Free Repair or Replacements	0	732	0.0%	0.8%	0.7%	0.7%
% of FP17s Relating to Continuations	0	732	0.0%	0.8%	0.8%	0.8%
% of Patients satisfied with the dentistry they have received	0	0	N/A	93.1%	93.2%	93.5%
% of Patients satisfied with the time they had to wait for an appointment	0	0	N/A	89.9%	88.5%	87.4%

* This is based on patients treated on this contract for their most recent course of treatment. Figures in italics indicate the base number of FP17s or Patient Questionnaire responses are less than 100. N/A is shown where the base number of responses is less than 10 during the period. % is calculated as Quantity/Base number*100

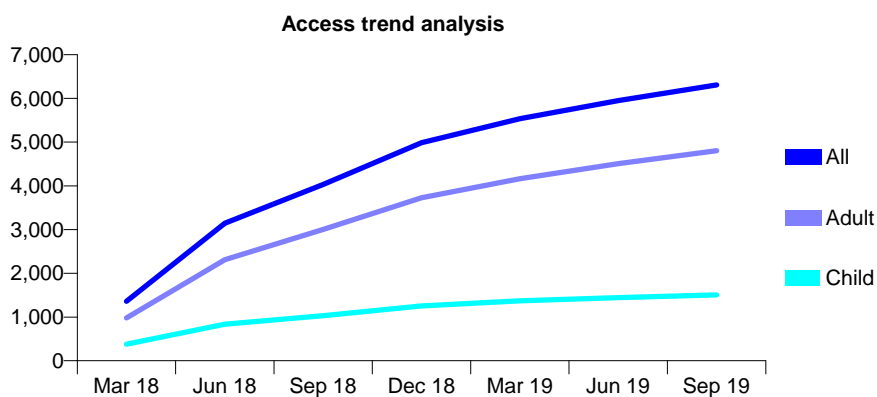
Q60 - Vital Signs At a Glance Contract Report for 100574/0000 - September 2019

Name or company name	Primecare Oral
Contract type name	GDS Contract
Purpose of contract	General
Contract start date	01/01/2018
Contract end date	

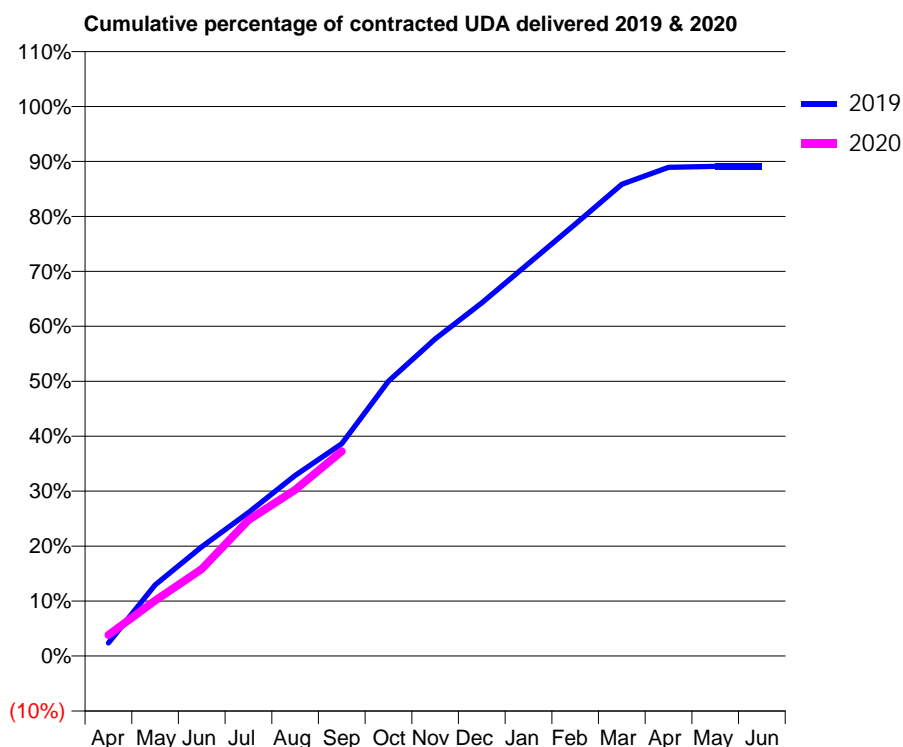
19/20 Contracted general activity (UDA)	23,000
Carry forward general activity (UDA)	0
19/20 Contracted orthodontic activity (UOA)	0
Carry forward orthodontic activity (UOA)	0
Baseline contract value	£597,875.65

ACCESS*

Patients seen in 24 months	Total	Change since previous quarter
Quarter ending September 2018	4,032	
Quarter ending December 2018	4,986	↑
Quarter ending March 2019	5,537	↑
Quarter ending June 2019	5,950	↑
Quarter ending September 2019	6,309	↑
Variance since September 2018	56.5%	↑



ACTIVITY



Month	Adjusted Scheduled Activity (UDA)	
	2019	2020
April	552	887
May	2,977	2,318
June	4,573	3,641
July	6,009	5,691
August	7,562	6,959
September	8,881	8,573
October	11,505	
November	13,270	
December	14,775	
January	16,429	
February	18,074	
March	19,746	
April	20,456	
May	20,490	
June	20,492	

QUALITY

	Quantity	Base Number	Contract	AT	Region	England
% of FP17s for the same patient ID Re-attending within 3 months - Children	92	1,129	8.1%	9.6%	11.3%	11.5%
% of FP17s for the same patient ID Re-attending within 3 months - Adults	308	3,141	9.8%	12.9%	14.7%	15.4%
% of FP17s for the same patient ID Re-attending between 3 & 9 months - Children	605	1,129	53.6%	61.1%	60.8%	59.7%
% of FP17s for the same patient ID Re-attending between 3 & 9 months - Adults	1,656	3,141	52.7%	55.2%	52.8%	51.7%
% of FP17s for Band 1 Urgent Courses	279	3,996	7.0%	7.6%	8.2%	9.2%
% of FP17s Relating to Free Repair or Replacements	41	3,996	1.0%	0.8%	0.7%	0.7%
% of FP17s Relating to Continuations	17	3,996	0.4%	0.8%	0.8%	0.8%
% of Patients satisfied with the dentistry they have received	2	2	N/A	93.1%	93.2%	93.5%
% of Patients satisfied with the time they had to wait for an appointment	2	2	N/A	89.9%	88.5%	87.4%

* This is based on patients treated on this contract for their most recent course of treatment. Figures in italics indicate the base number of FP17s or Patient Questionnaire responses are less than 100. N/A is shown where the base number of responses is less than 10 during the period. % is calculated as Quantity/Base number*100

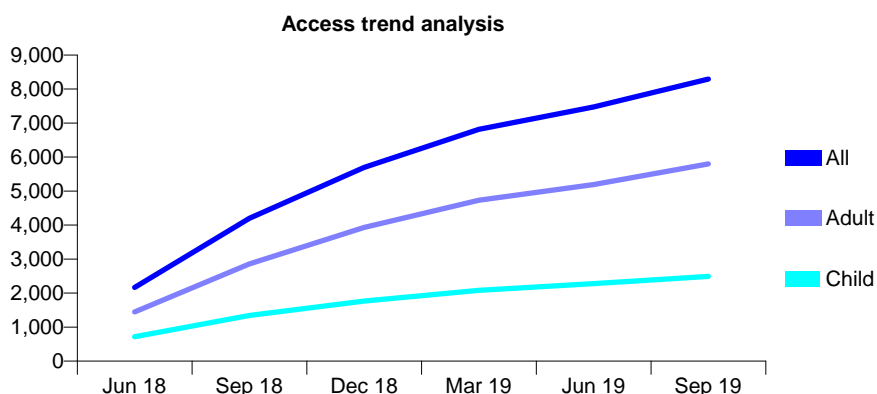
Q60 - Vital Signs At a Glance Contract Report for 100631/0000 - September 2019

Name or company name	MR A SHAMSI
Contract type name	GDS Contract
Purpose of contract	General
Contract start date	01/04/2018
Contract end date	

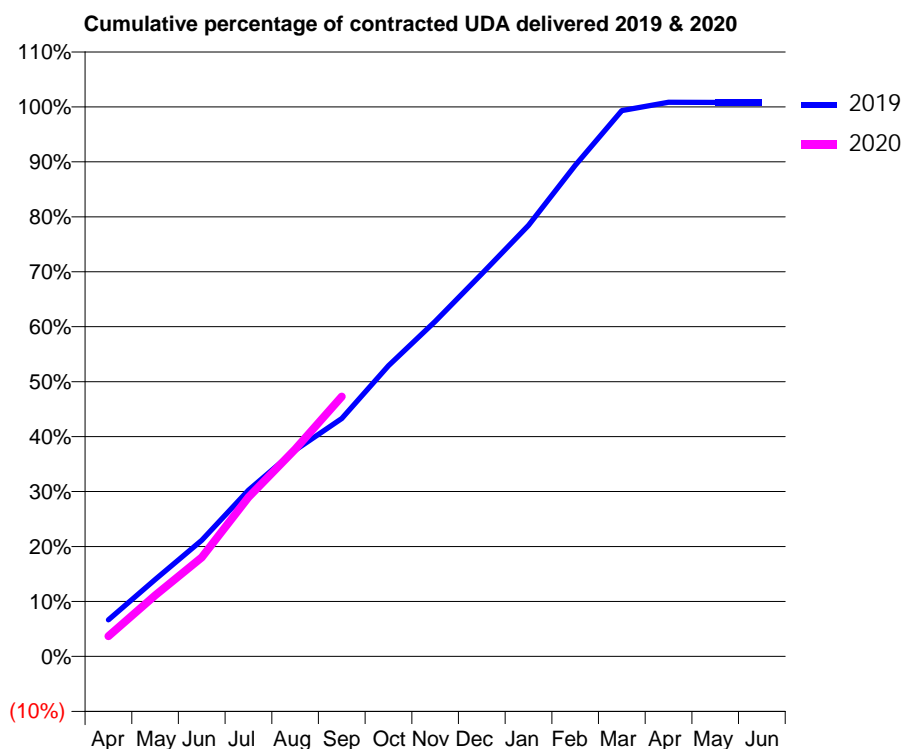
19/20 Contracted general activity (UDA)	33,500
Carry forward general activity (UDA)	-274
19/20 Contracted orthodontic activity (UOA)	0
Carry forward orthodontic activity (UOA)	0
Baseline contract value	£866,251.58

ACCESS*

Patients seen in 24 months	Total	Change since previous quarter
Quarter ending September 2018	4,203	
Quarter ending December 2018	5,698	↑
Quarter ending March 2019	6,816	↑
Quarter ending June 2019	7,476	↑
Quarter ending September 2019	8,292	↑
Variance since September 2018	97.3%	↑



ACTIVITY



Month	2019	2020
April	2,202	1,232
May	4,628	3,717
June	6,988	6,033
July	10,011	9,699
August	12,415	12,629
September	14,324	15,839
October	17,514	
November	20,180	
December	23,033	
January	25,961	
February	29,573	
March	32,867	
April	33,370	
May	33,367	
June	33,367	

QUALITY

	Quantity	Base Number	Contract	AT	Region	England
% of FP17s for the same patient ID Re-attending within 3 months - Children	100	1,507	6.6%	9.6%	11.3%	11.5%
% of FP17s for the same patient ID Re-attending within 3 months - Adults	305	3,088	9.9%	12.9%	14.7%	15.4%
% of FP17s for the same patient ID Re-attending between 3 & 9 months - Children	620	1,507	41.1%	61.1%	60.8%	59.7%
% of FP17s for the same patient ID Re-attending between 3 & 9 months - Adults	1,185	3,088	38.4%	55.2%	52.8%	51.7%
% of FP17s for Band 1 Urgent Courses	300	4,432	6.8%	7.6%	8.2%	9.2%
% of FP17s Relating to Free Repair or Replacements	10	4,432	0.2%	0.8%	0.7%	0.7%
% of FP17s Relating to Continuations	30	4,432	0.7%	0.8%	0.8%	0.8%
% of Patients satisfied with the dentistry they have received	4	6	N/A	93.1%	93.2%	93.5%
% of Patients satisfied with the time they had to wait for an appointment	6	6	N/A	89.9%	88.5%	87.4%

* This is based on patients treated on this contract for their most recent course of treatment. Figures in italics indicate the base number of FP17s or Patient Questionnaire responses are less than 100. N/A is shown where the base number of responses is less than 10 during the period. % is calculated as Quantity/Base number*100

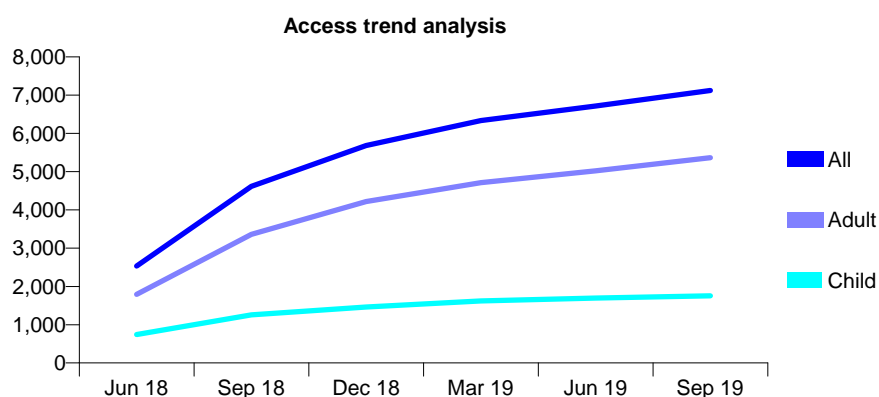
Q60 - Vital Signs At a Glance Contract Report for 100635/0000 - September 2019

Name or company name	MR D SINGH
Contract type name	GDS Contract
Purpose of contract	General
Contract start date	01/04/2018
Contract end date	

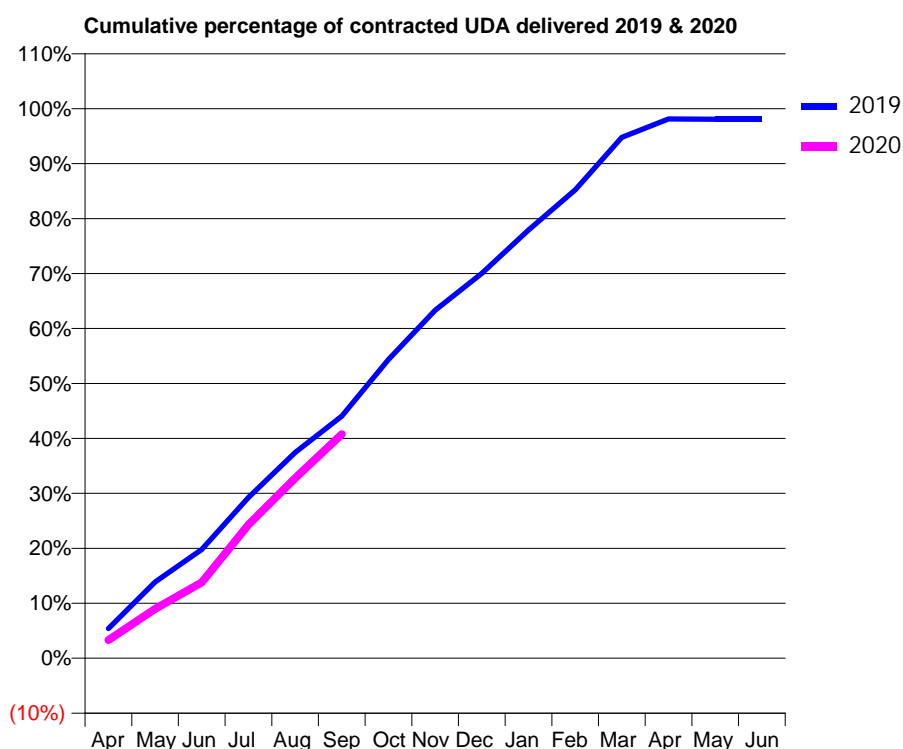
19/20 Contracted general activity (UDA)	25,867
Carry forward general activity (UDA)	509
19/20 Contracted orthodontic activity (UOA)	0
Carry forward orthodontic activity (UOA)	0
Baseline contract value	£664,555.42

ACCESS*

Patients seen in 24 months	Total	Change since previous quarter
Quarter ending September 2018	4,618	
Quarter ending December 2018	5,683	↑
Quarter ending March 2019	6,335	↑
Quarter ending June 2019	6,717	↑
Quarter ending September 2019	7,119	↑
Variance since September 2018	54.2%	↑



ACTIVITY



Month	2019	2020
April	1,426	857
May	3,667	2,327
June	5,234	3,570
July	7,732	6,286
August	9,899	8,478
September	11,646	10,544
October	14,371	
November	16,745	
December	18,511	
January	20,599	
February	22,534	
March	25,058	
April	25,944	
May	25,930	
June	25,931	

QUALITY

	Quantity	Base Number	Contract	AT	Region	England
% of FP17s for the same patient ID Re-attending within 3 months - Children	199	1,855	10.7%	9.6%	11.3%	11.5%
% of FP17s for the same patient ID Re-attending within 3 months - Adults	662	4,497	14.7%	12.9%	14.7%	15.4%
% of FP17s for the same patient ID Re-attending between 3 & 9 months - Children	1,338	1,855	72.1%	61.1%	60.8%	59.7%
% of FP17s for the same patient ID Re-attending between 3 & 9 months - Adults	2,752	4,497	61.2%	55.2%	52.8%	51.7%
% of FP17s for Band 1 Urgent Courses	479	5,427	8.8%	7.6%	8.2%	9.2%
% of FP17s Relating to Free Repair or Replacements	42	5,427	0.8%	0.8%	0.7%	0.7%
% of FP17s Relating to Continuations	14	5,427	0.3%	0.8%	0.8%	0.8%
% of Patients satisfied with the dentistry they have received	5	5	N/A	93.1%	93.2%	93.5%
% of Patients satisfied with the time they had to wait for an appointment	4	5	N/A	89.9%	88.5%	87.4%

* This is based on patients treated on this contract for their most recent course of treatment. Figures in italics indicate the base number of FP17s or Patient Questionnaire responses are less than 100. N/A is shown where the base number of responses is less than 10 during the period. % is calculated as Quantity/Base number*100

Q60 - Vital Signs At a Glance Contract Report for 101249/0000 - September 2019


Name or company name	SGA Specialist Services LLP
Contract type name	PDS Contract
Purpose of contract	General
Contract start date	01/09/2019
Contract end date	30/06/2020

19/20 Contracted general activity (UDA)	5,544
Carry forward general activity (UDA)	0
19/20 Contracted orthodontic activity (UOA)	0
Carry forward orthodontic activity (UOA)	0
Baseline contract value	£231,295.68

ACCESS*

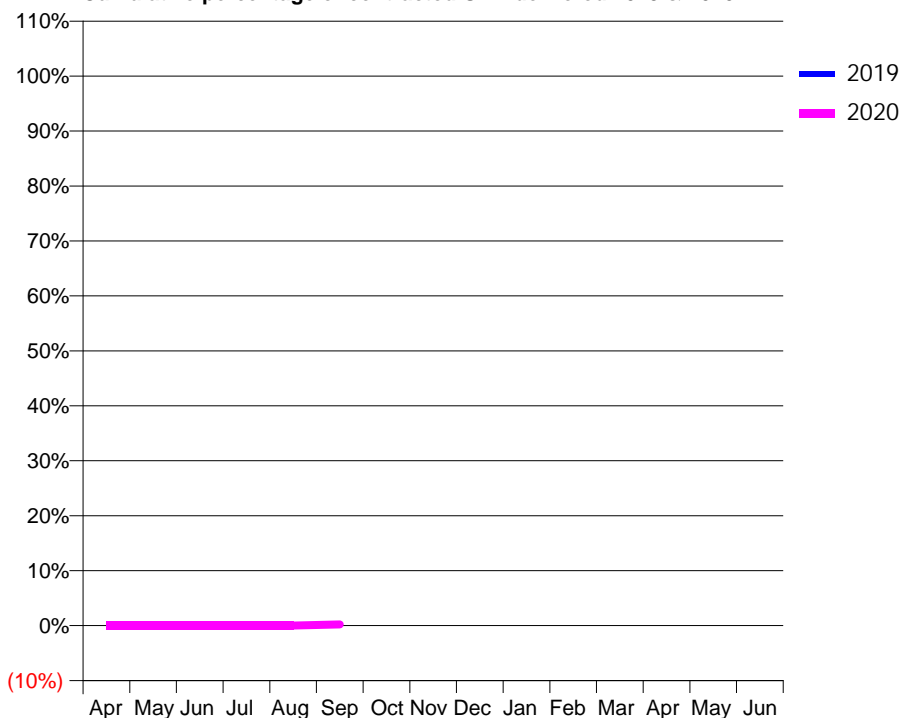
Patients seen in 24 months	Total	Change since previous quarter
Quarter ending September 2018	0	
Quarter ending December 2018	0	
Quarter ending March 2019	0	
Quarter ending June 2019	0	
Quarter ending September 2019	3	↑
Variance since September 2018	N/A	

Access trend analysis



ACTIVITY

Cumulative percentage of contracted UDA delivered 2019 & 2020



Month	Adjusted Scheduled Activity (UDA)	
	2019	2020
April	0	0
May	0	0
June	0	0
July	0	0
August	0	0
September	0	13
October	0	
November	0	
December	0	
January	0	
February	0	
March	0	
April	0	
May	0	
June	0	

QUALITY

	Quantity	Base Number	Contract	AT	Region	England
% of FP17s for the same patient ID Re-attending within 3 months - Children	0	0	N/A	9.6%	11.3%	11.5%
% of FP17s for the same patient ID Re-attending within 3 months - Adults	0	5	0.0%	12.9%	14.7%	15.4%
% of FP17s for the same patient ID Re-attending between 3 & 9 months - Children	0	0	N/A	61.1%	60.8%	59.7%
% of FP17s for the same patient ID Re-attending between 3 & 9 months - Adults	0	5	0.0%	55.2%	52.8%	51.7%
% of FP17s for Band 1 Urgent Courses	0	5	0.0%	7.6%	8.2%	9.2%
% of FP17s Relating to Free Repair or Replacements	0	5	0.0%	0.8%	0.7%	0.7%
% of FP17s Relating to Continuations	0	5	0.0%	0.8%	0.8%	0.8%
% of Patients satisfied with the dentistry they have received	0	0	N/A	93.1%	93.2%	93.5%
% of Patients satisfied with the time they had to wait for an appointment	0	0	N/A	89.9%	88.5%	87.4%

* This is based on patients treated on this contract for their most recent course of treatment. Figures in italics indicate the base number of FP17s or Patient Questionnaire responses are less than 100. N/A is shown where the base number of responses is less than 10 during the period. % is calculated as Quantity/Base number*100

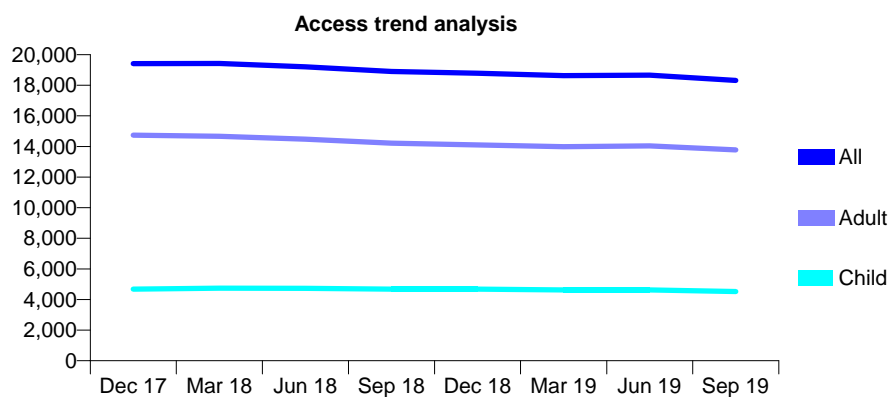
Q60 - Vital Signs At a Glance Contract Report for 101281/0063 - September 2019

Name or company name	OASIS DENTAL CARE LTD
Contract type name	GDS Contract
Purpose of contract	General and Orthodontic
Contract start date	01/04/2006
Contract end date	

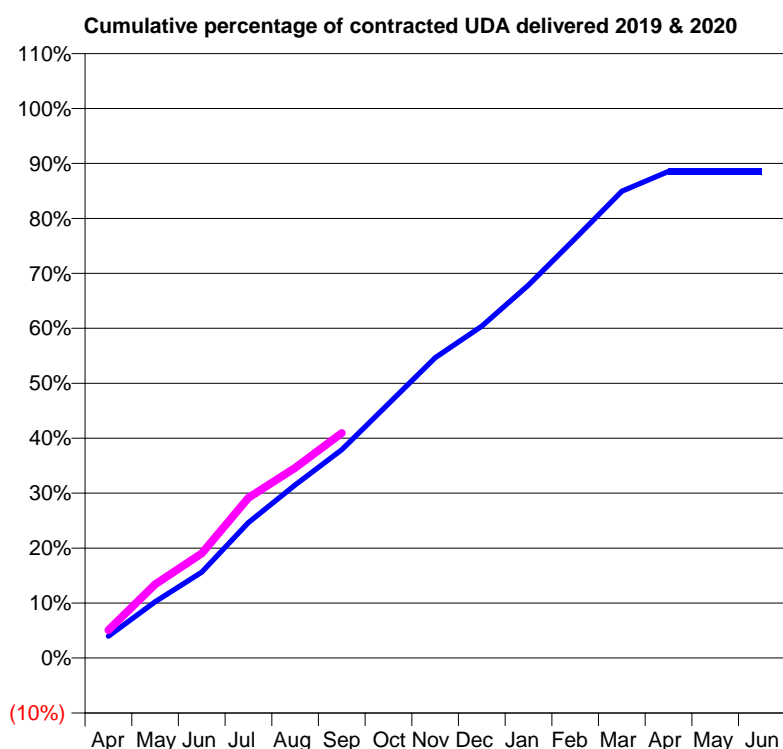
19/20 Contracted general activity (UDA)	63,000
Carry forward general activity (UDA)	0
19/20 Contracted orthodontic activity (UOA)	648
Carry forward orthodontic activity (UOA)	0
Baseline contract value	£1,649,360.09

ACCESS*

Patients seen in 24 months	Total	Change since previous quarter
Quarter ending September 2018	18,901	
Quarter ending December 2018	18,780	→
Quarter ending March 2019	18,625	→
Quarter ending June 2019	18,666	→
Quarter ending September 2019	18,316	↓
Variance since September 2018	(3.1%)	↓



ACTIVITY



Month	Adjusted Scheduled Activity (UDA)	
	2019	2020
April	2,675	3,202
May	6,877	8,447
June	10,474	11,989
July	16,519	18,365
August	21,093	21,801
September	25,395	25,781
October	31,006	
November	36,613	
December	40,475	
January	45,483	
February	51,151	
March	56,925	
April	59,330	
May	59,335	
June	59,330	

QUALITY

	Quantity	Base Number	Contract	AT	Region	England
% of FP17s for the same patient ID Re-attending within 3 months - Children	210	3,300	6.4%	9.6%	11.3%	11.5%
% of FP17s for the same patient ID Re-attending within 3 months - Adults	1,401	10,006	14.0%	12.9%	14.7%	15.4%
% of FP17s for the same patient ID Re-attending between 3 & 9 months - Children	2,276	3,300	69.0%	61.1%	60.8%	59.7%
% of FP17s for the same patient ID Re-attending between 3 & 9 months - Adults	6,459	10,006	64.6%	55.2%	52.8%	51.7%
% of FP17s for Band 1 Urgent Courses	861	12,273	7.0%	7.6%	8.2%	9.2%
% of FP17s Relating to Free Repair or Replacements	306	12,273	2.5%	0.8%	0.7%	0.7%
% of FP17s Relating to Continuations	69	12,273	0.6%	0.8%	0.8%	0.8%
% of Patients satisfied with the dentistry they have received	7	8	N/A	93.1%	93.2%	93.5%
% of Patients satisfied with the time they had to wait for an appointment	6	8	N/A	89.9%	88.5%	87.4%

* This is based on patients treated on this contract for their most recent course of treatment. Figures in italics indicate the base number of FP17s or Patient Questionnaire responses are less than 100. N/A is shown where the base number of responses is less than 10 during the period. % is calculated as Quantity/Base number*100

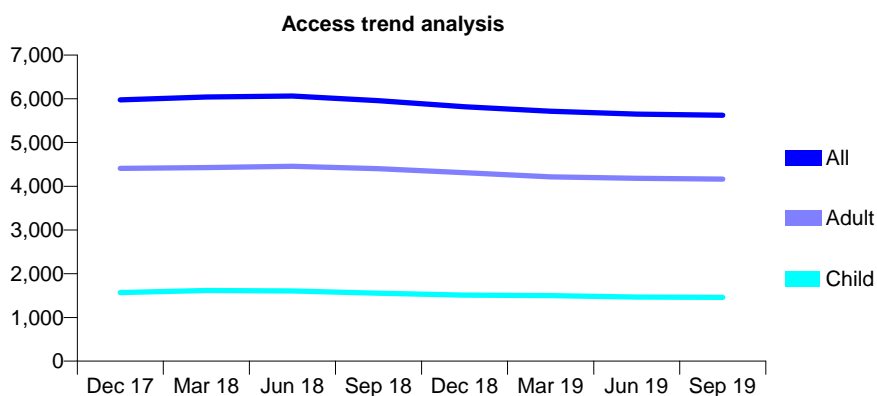
Q60 - Vital Signs At a Glance Contract Report for 101281/0071 - September 2019

Name or company name	OASIS DENTAL CARE LTD
Contract type name	GDS Contract
Purpose of contract	General
Contract start date	01/04/2006
Contract end date	

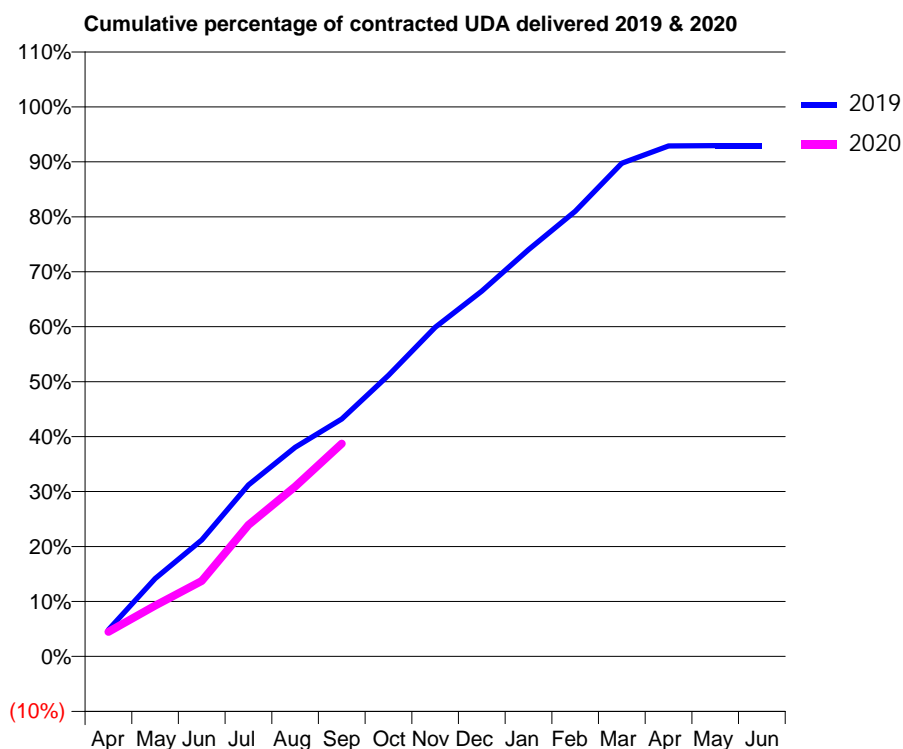
19/20 Contracted general activity (UDA)	19,322
Carry forward general activity (UDA)	0
19/20 Contracted orthodontic activity (UOA)	0
Carry forward orthodontic activity (UOA)	0
Baseline contract value	£414,164.82

ACCESS*

Patients seen in 24 months	Total	Change since previous quarter
Quarter ending September 2018	5,956	
Quarter ending December 2018	5,817	↓
Quarter ending March 2019	5,713	↓
Quarter ending June 2019	5,650	↓
Quarter ending September 2019	5,623	→
Variance since September 2018	(5.6%)	↓



ACTIVITY



Month	2019	2020
April	934	865
May	2,741	1,789
June	4,093	2,658
July	6,030	4,628
August	7,351	5,971
September	8,351	7,481
October	9,884	
November	11,576	
December	12,846	
January	14,297	
February	15,647	
March	17,342	
April	17,946	
May	17,959	
June	17,960	

QUALITY

	Quantity	Base Number	Contract	AT	Region	England
% of FP17s for the same patient ID Re-attending within 3 months - Children	64	1,032	6.2%	9.6%	11.3%	11.5%
% of FP17s for the same patient ID Re-attending within 3 months - Adults	487	3,010	16.2%	12.9%	14.7%	15.4%
% of FP17s for the same patient ID Re-attending between 3 & 9 months - Children	630	1,032	61.0%	61.1%	60.8%	59.7%
% of FP17s for the same patient ID Re-attending between 3 & 9 months - Adults	1,729	3,010	57.4%	55.2%	52.8%	51.7%
% of FP17s for Band 1 Urgent Courses	302	3,818	7.9%	7.6%	8.2%	9.2%
% of FP17s Relating to Free Repair or Replacements	61	3,818	1.6%	0.8%	0.7%	0.7%
% of FP17s Relating to Continuations	83	3,818	2.2%	0.8%	0.8%	0.8%
% of Patients satisfied with the dentistry they have received	0	0	N/A	93.1%	93.2%	93.5%
% of Patients satisfied with the time they had to wait for an appointment	0	0	N/A	89.9%	88.5%	87.4%

* This is based on patients treated on this contract for their most recent course of treatment. Figures in italics indicate the base number of FP17s or Patient Questionnaire responses are less than 100. N/A is shown where the base number of responses is less than 10 during the period. % is calculated as Quantity/Base number*100

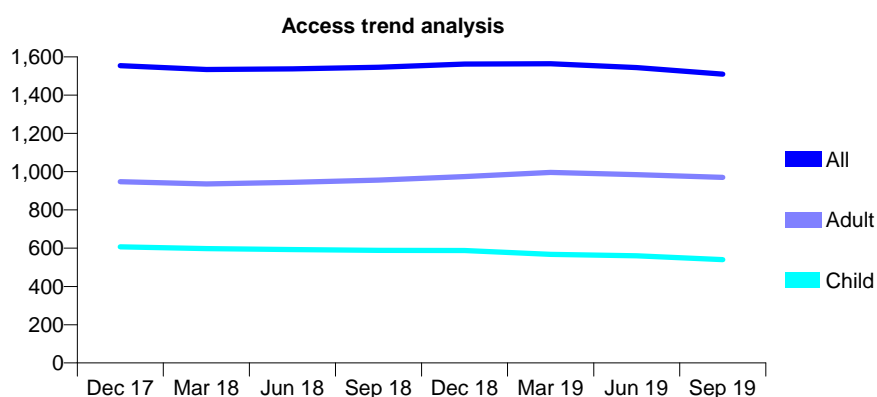
Q60 - Vital Signs At a Glance Contract Report for 101281/0097 - September 2019

Name or company name	OASIS DENTAL CARE LTD
Contract type name	GDS Contract
Purpose of contract	General
Contract start date	01/04/2006
Contract end date	

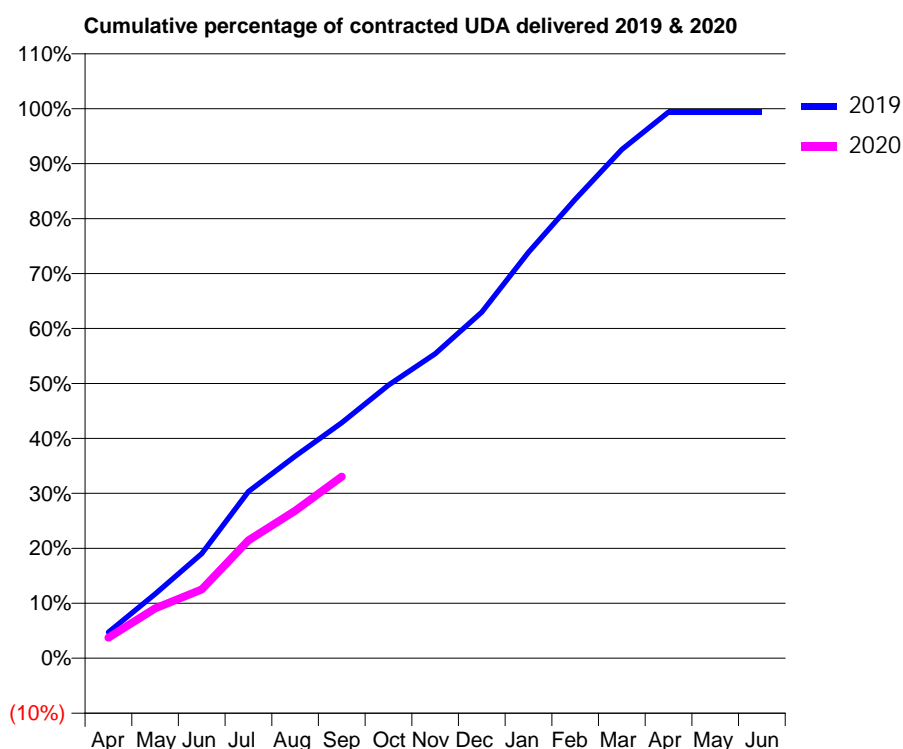
19/20 Contracted general activity (UDA)	4,956
Carry forward general activity (UDA)	30
19/20 Contracted orthodontic activity (UOA)	0
Carry forward orthodontic activity (UOA)	0
Baseline contract value	£119,664.98

ACCESS*

Patients seen in 24 months	Total	Change since previous quarter
Quarter ending September 2018	1,545	
Quarter ending December 2018	1,562	→
Quarter ending March 2019	1,564	→
Quarter ending June 2019	1,544	↓
Quarter ending September 2019	1,510	↓
Variance since September 2018	(2.3%)	↓



ACTIVITY



Month	2019	2020
April	235	186
May	580	449
June	944	620
July	1,504	1,063
August	1,823	1,331
September	2,124	1,637
October	2,464	
November	2,746	
December	3,121	
January	3,662	
February	4,138	
March	4,588	
April	4,925	
May	4,926	
June	4,926	

QUALITY

	Quantity	Base Number	Contract	AT	Region	England
% of FP17s for the same patient ID Re-attending within 3 months - Children	20	409	4.9%	9.6%	11.3%	11.5%
% of FP17s for the same patient ID Re-attending within 3 months - Adults	53	577	9.2%	12.9%	14.7%	15.4%
% of FP17s for the same patient ID Re-attending between 3 & 9 months - Children	286	409	69.9%	61.1%	60.8%	59.7%
% of FP17s for the same patient ID Re-attending between 3 & 9 months - Adults	344	577	59.6%	55.2%	52.8%	51.7%
% of FP17s for Band 1 Urgent Courses	51	907	5.6%	7.6%	8.2%	9.2%
% of FP17s Relating to Free Repair or Replacements	6	907	0.7%	0.8%	0.7%	0.7%
% of FP17s Relating to Continuations	0	907	0.0%	0.8%	0.8%	0.8%
% of Patients satisfied with the dentistry they have received	0	0	N/A	93.1%	93.2%	93.5%
% of Patients satisfied with the time they had to wait for an appointment	0	0	N/A	89.9%	88.5%	87.4%

* This is based on patients treated on this contract for their most recent course of treatment.

Figures in italics indicate the base number of FP17s or Patient Questionnaire responses are less than 100. N/A is shown where the base number of responses is less than 10 during the period. % is calculated as Quantity/Base number*100

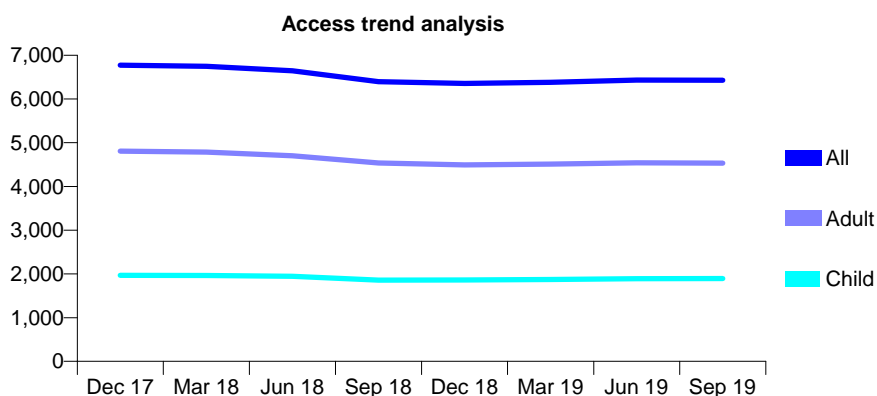
Q60 - Vital Signs At a Glance Contract Report for 101281/0127 - September 2019

Name or company name	OASIS DENTAL CARE LTD
Contract type name	GDS Contract
Purpose of contract	General and Orthodontic
Contract start date	01/04/2006
Contract end date	

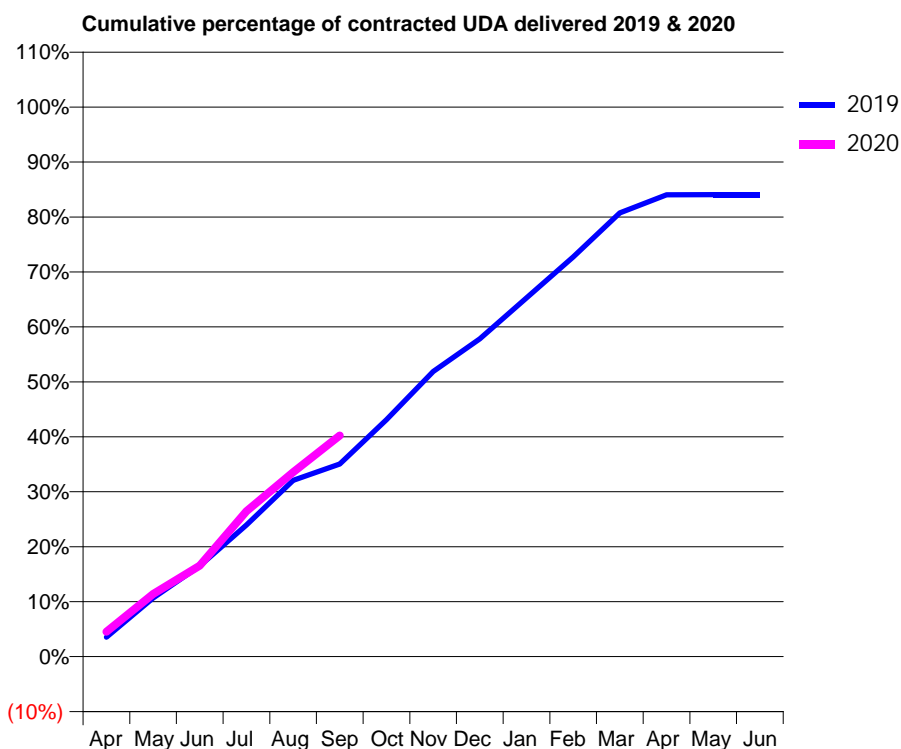
19/20 Contracted general activity (UDA)	19,147
Carry forward general activity (UDA)	0
19/20 Contracted orthodontic activity (UOA)	0
Carry forward orthodontic activity (UOA)	0
Baseline contract value	£441,582.30

ACCESS*

Patients seen in 24 months	Total	Change since previous quarter
Quarter ending September 2018	6,394	
Quarter ending December 2018	6,356	→
Quarter ending March 2019	6,383	→
Quarter ending June 2019	6,431	→
Quarter ending September 2019	6,429	→
Variance since September 2018	0.5%	→



ACTIVITY



Month	Adjusted Scheduled Activity (UDA)	
	2019	2020
April	675	868
May	2,047	2,183
June	3,162	3,170
July	4,588	5,069
August	6,143	6,426
September	6,712	7,699
October	8,252	
November	9,938	
December	11,070	
January	12,496	
February	13,926	
March	15,461	
April	16,088	
May	16,094	
June	16,098	

QUALITY

	Quantity	Base Number	Contract	AT	Region	England
% of FP17s for the same patient ID Re-attending within 3 months - Children	131	1,394	9.4%	9.6%	11.3%	11.5%
% of FP17s for the same patient ID Re-attending within 3 months - Adults	445	3,062	14.5%	12.9%	14.7%	15.4%
% of FP17s for the same patient ID Re-attending between 3 & 9 months - Children	746	1,394	53.5%	61.1%	60.8%	59.7%
% of FP17s for the same patient ID Re-attending between 3 & 9 months - Adults	1,366	3,062	44.6%	55.2%	52.8%	51.7%
% of FP17s for Band 1 Urgent Courses	376	4,157	9.0%	7.6%	8.2%	9.2%
% of FP17s Relating to Free Repair or Replacements	97	4,157	2.3%	0.8%	0.7%	0.7%
% of FP17s Relating to Continuations	63	4,157	1.5%	0.8%	0.8%	0.8%
% of Patients satisfied with the dentistry they have received	4	4	N/A	93.1%	93.2%	93.5%
% of Patients satisfied with the time they had to wait for an appointment	3	4	N/A	89.9%	88.5%	87.4%

* This is based on patients treated on this contract for their most recent course of treatment. Figures in italics indicate the base number of FP17s or Patient Questionnaire responses are less than 100. N/A is shown where the base number of responses is less than 10 during the period. % is calculated as Quantity/Base number*100

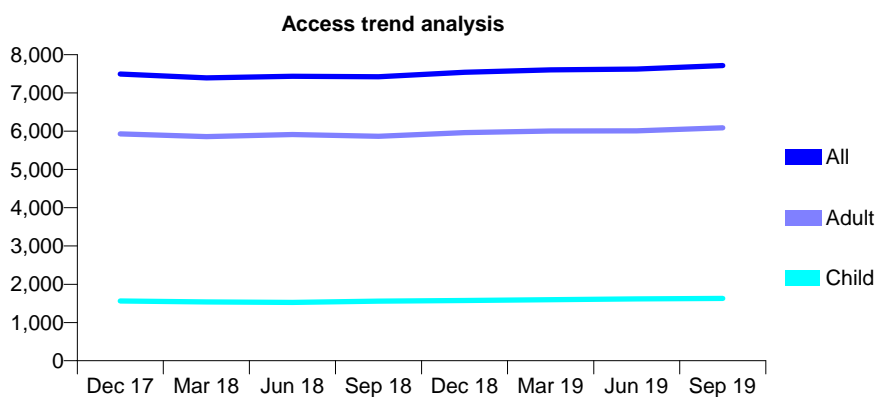
Q60 - Vital Signs At a Glance Contract Report for 101338/0007 - September 2019

Name or company name	Whitecross Dental Care Limited
Contract type name	GDS Contract
Purpose of contract	General
Contract start date	01/04/2006
Contract end date	

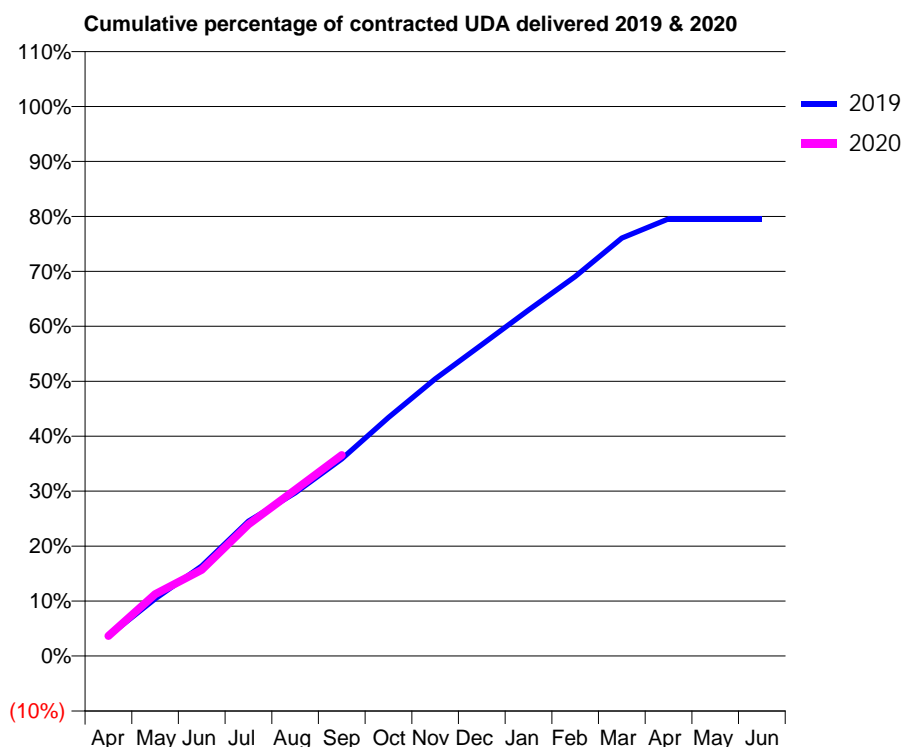
19/20 Contracted general activity (UDA)	24,220
Carry forward general activity (UDA)	0
19/20 Contracted orthodontic activity (UOA)	0
Carry forward orthodontic activity (UOA)	0
Baseline contract value	£608,147.36

ACCESS*

Patients seen in 24 months	Total	Change since previous quarter
Quarter ending September 2018	7,424	
Quarter ending December 2018	7,539	→
Quarter ending March 2019	7,600	→
Quarter ending June 2019	7,626	→
Quarter ending September 2019	7,717	→
Variance since September 2018	3.9%	↑



ACTIVITY



Month	Adjusted Scheduled Activity (UDA)	
	2019	2020
April	878	884
May	2,523	2,723
June	3,972	3,799
July	5,946	5,806
August	7,192	7,329
September	8,684	8,853
October	10,509	
November	12,209	
December	13,721	
January	15,250	
February	16,724	
March	18,415	
April	19,261	
May	19,263	
June	19,263	

QUALITY

	Quantity	Base Number	Contract	AT	Region	England
% of FP17s for the same patient ID Re-attending within 3 months - Children	44	1,023	4.3%	9.6%	11.3%	11.5%
% of FP17s for the same patient ID Re-attending within 3 months - Adults	334	3,667	9.1%	12.9%	14.7%	15.4%
% of FP17s for the same patient ID Re-attending between 3 & 9 months - Children	572	1,023	55.9%	61.1%	60.8%	59.7%
% of FP17s for the same patient ID Re-attending between 3 & 9 months - Adults	1,863	3,667	50.8%	55.2%	52.8%	51.7%
% of FP17s for Band 1 Urgent Courses	172	4,297	4.0%	7.6%	8.2%	9.2%
% of FP17s Relating to Free Repair or Replacements	42	4,297	1.0%	0.8%	0.7%	0.7%
% of FP17s Relating to Continuations	41	4,297	1.0%	0.8%	0.8%	0.8%
% of Patients satisfied with the dentistry they have received	4	4	N/A	93.1%	93.2%	93.5%
% of Patients satisfied with the time they had to wait for an appointment	3	4	N/A	89.9%	88.5%	87.4%

* This is based on patients treated on this contract for their most recent course of treatment. Figures in italics indicate the base number of FP17s or Patient Questionnaire responses are less than 100. N/A is shown where the base number of responses is less than 10 during the period. % is calculated as Quantity/Base number*100

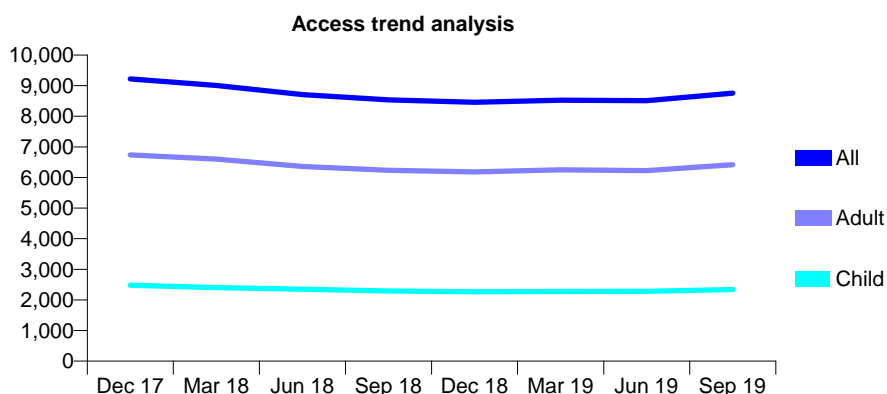
Q60 - Vital Signs At a Glance Contract Report for 101338/0011 - September 2019

Name or company name	Whitecross Dental Care Limited
Contract type name	Pilot Contract
Purpose of contract	General
Contract start date	01/04/2006
Contract end date	

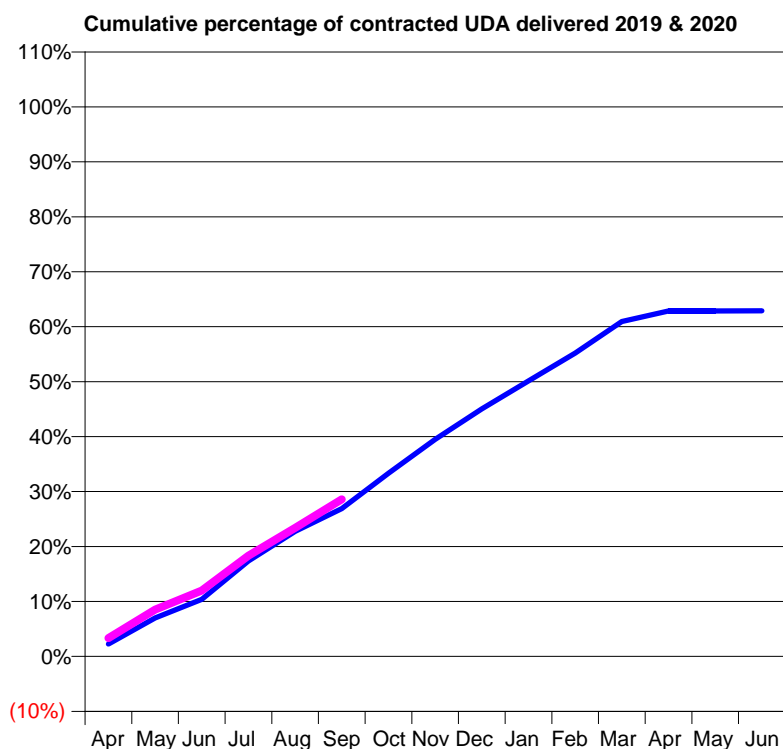
19/20 Contracted general activity (UDA)	27,000
Carry forward general activity (UDA)	0
19/20 Contracted orthodontic activity (UOA)	0
Carry forward orthodontic activity (UOA)	0
Baseline contract value	£761,809.77

ACCESS*

Patients seen in 24 months	Total	Change since previous quarter
Quarter ending September 2018	8,532	
Quarter ending December 2018	8,455	→
Quarter ending March 2019	8,525	→
Quarter ending June 2019	8,508	→
Quarter ending September 2019	8,758	↑
Variance since September 2018	2.6%	↑



ACTIVITY



Month	Adjusted Scheduled Activity (UDA)	
	2019	2020
April	613	901
May	1,893	2,301
June	2,804	3,233
July	4,697	4,952
August	6,152	6,318
September	7,265	7,719
October	9,001	
November	10,669	
December	12,166	
January	13,533	
February	14,902	
March	16,454	
April	16,974	
May	16,975	
June	16,977	

QUALITY

	Quantity	Base Number	Contract	AT	Region	England
% of FP17s for the same patient ID Re-attending within 3 months - Children	35	1,244	2.8%	9.6%	11.3%	11.5%
% of FP17s for the same patient ID Re-attending within 3 months - Adults	146	2,713	5.4%	12.9%	14.7%	15.4%
% of FP17s for the same patient ID Re-attending between 3 & 9 months - Children	376	1,244	30.2%	61.1%	60.8%	59.7%
% of FP17s for the same patient ID Re-attending between 3 & 9 months - Adults	431	2,713	15.9%	55.2%	52.8%	51.7%
% of FP17s for Band 1 Urgent Courses	169	3,713	4.6%	7.6%	8.2%	9.2%
% of FP17s Relating to Free Repair or Replacements	8	3,713	0.2%	0.8%	0.7%	0.7%
% of FP17s Relating to Continuations	14	3,713	0.4%	0.8%	0.8%	0.8%
% of Patients satisfied with the dentistry they have received	2	2	N/A	93.1%	93.2%	93.5%
% of Patients satisfied with the time they had to wait for an appointment	2	2	N/A	89.9%	88.5%	87.4%

* This is based on patients treated on this contract for their most recent course of treatment. Figures in italics indicate the base number of FP17s or Patient Questionnaire responses are less than 100. N/A is shown where the base number of responses is less than 10 during the period. % is calculated as Quantity/Base number*100

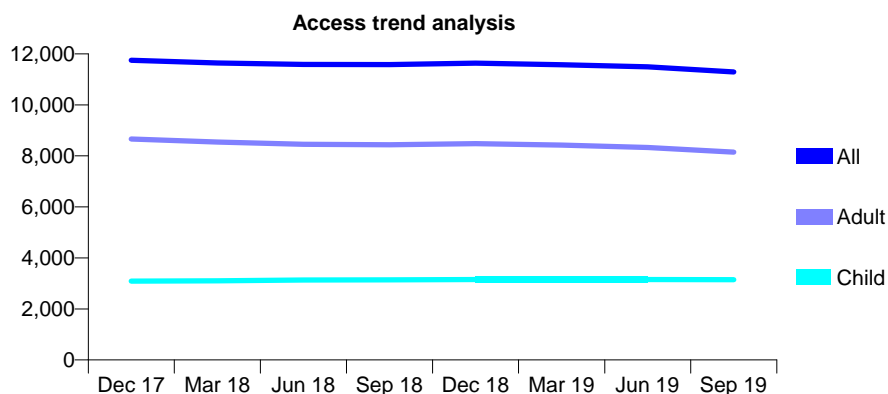
Q60 - Vital Signs At a Glance Contract Report for 101338/0014 - September 2019

Name or company name	Whitecross Dental Care Limited
Contract type name	GDS Contract
Purpose of contract	General
Contract start date	01/04/2006
Contract end date	

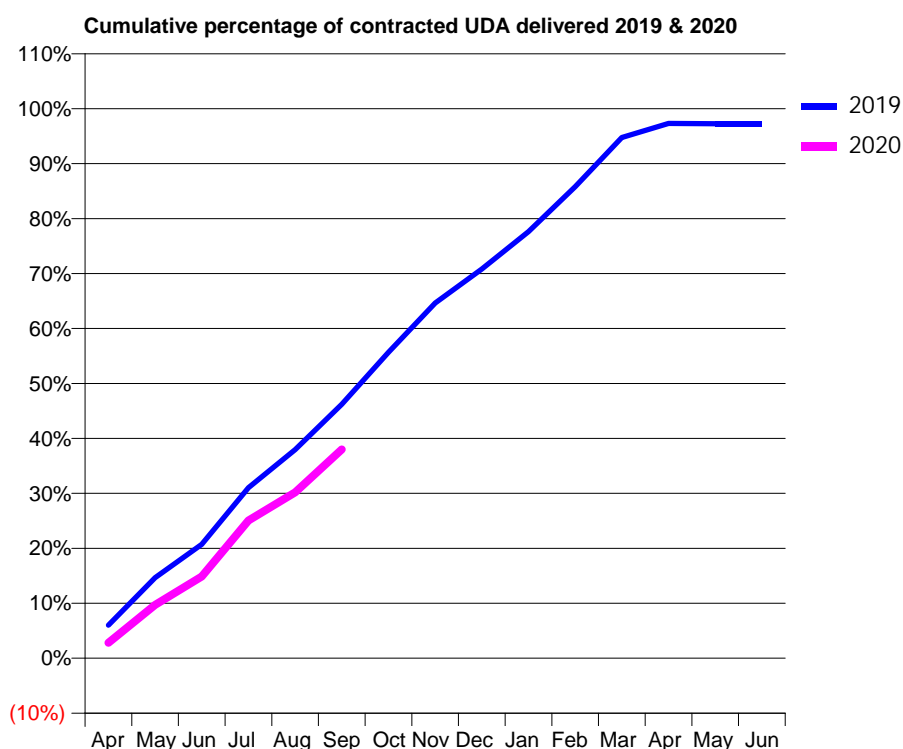
19/20 Contracted general activity (UDA)	27,302
Carry forward general activity (UDA)	748
19/20 Contracted orthodontic activity (UOA)	0
Carry forward orthodontic activity (UOA)	0
Baseline contract value	£758,714.33

ACCESS*

Patients seen in 24 months	Total	Change since previous quarter
Quarter ending September 2018	11,579	
Quarter ending December 2018	11,636	→
Quarter ending March 2019	11,574	→
Quarter ending June 2019	11,489	→
Quarter ending September 2019	11,293	↓
Variance since September 2018	(2.5%)	↓



ACTIVITY



Month	2019	2020
April	1,644	766
May	4,005	2,656
June	5,657	4,061
July	8,471	6,839
August	10,367	8,240
September	12,611	10,371
October	15,196	
November	17,643	
December	19,336	
January	21,194	
February	23,422	
March	25,866	
April	26,564	
May	26,553	
June	26,553	

QUALITY

	Quantity	Base Number	Contract	AT	Region	England
% of FP17s for the same patient ID Re-attending within 3 months - Children	93	1,925	4.8%	9.6%	11.3%	11.5%
% of FP17s for the same patient ID Re-attending within 3 months - Adults	453	4,422	10.2%	12.9%	14.7%	15.4%
% of FP17s for the same patient ID Re-attending between 3 & 9 months - Children	1,043	1,925	54.2%	61.1%	60.8%	59.7%
% of FP17s for the same patient ID Re-attending between 3 & 9 months - Adults	2,074	4,422	46.9%	55.2%	52.8%	51.7%
% of FP17s for Band 1 Urgent Courses	275	5,995	4.6%	7.6%	8.2%	9.2%
% of FP17s Relating to Free Repair or Replacements	17	5,995	0.3%	0.8%	0.7%	0.7%
% of FP17s Relating to Continuations	70	5,995	1.2%	0.8%	0.8%	0.8%
% of Patients satisfied with the dentistry they have received	5	5	N/A	93.1%	93.2%	93.5%
% of Patients satisfied with the time they had to wait for an appointment	5	5	N/A	89.9%	88.5%	87.4%

* This is based on patients treated on this contract for their most recent course of treatment. Figures in italics indicate the base number of FP17s or Patient Questionnaire responses are less than 100. N/A is shown where the base number of responses is less than 10 during the period. % is calculated as Quantity/Base number*100

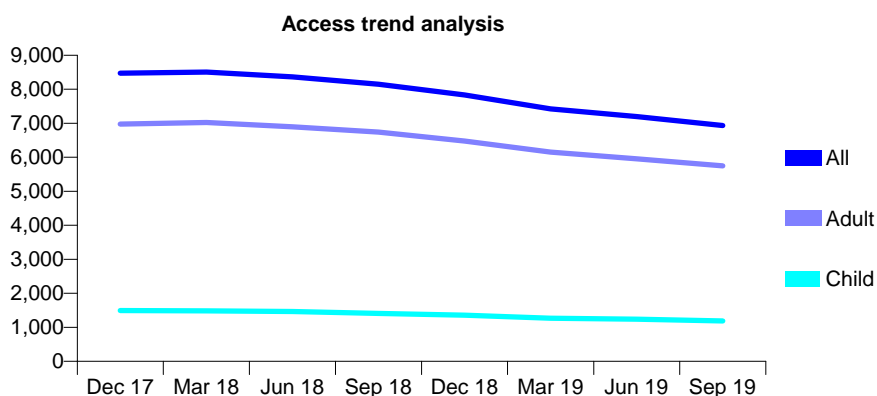
Q60 - Vital Signs At a Glance Contract Report for 101338/0016 - September 2019

Name or company name	Whitecross Dental Care Limited
Contract type name	GDS Contract
Purpose of contract	General
Contract start date	01/04/2006
Contract end date	

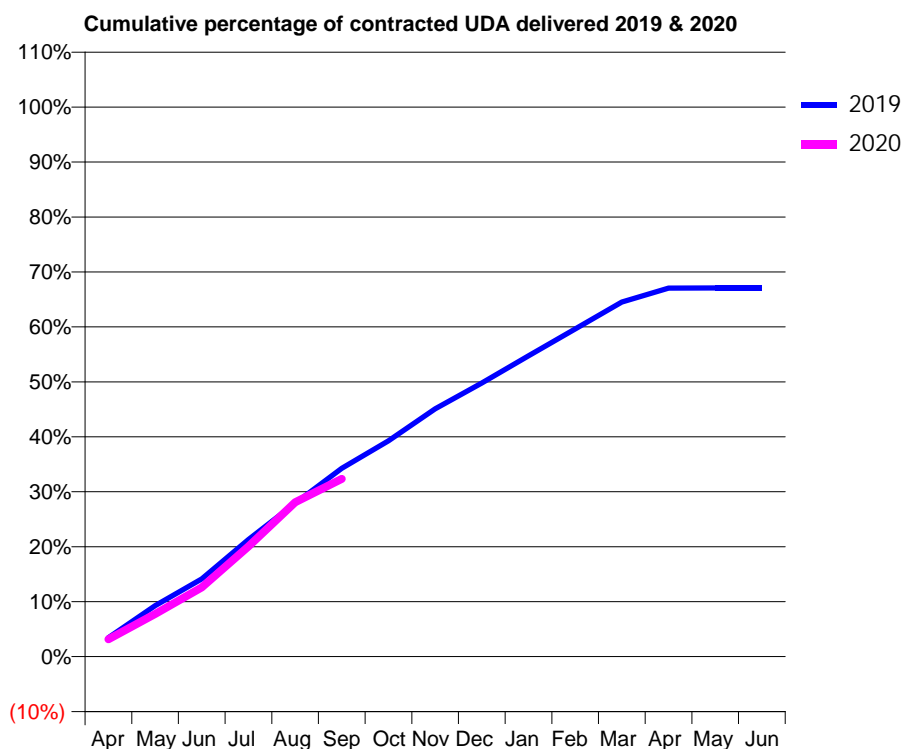
19/20 Contracted general activity (UDA)	24,000
Carry forward general activity (UDA)	0
19/20 Contracted orthodontic activity (UOA)	0
Carry forward orthodontic activity (UOA)	0
Baseline contract value	£686,978.27

ACCESS*

Patients seen in 24 months	Total	Change since previous quarter
Quarter ending September 2018	8,148	
Quarter ending December 2018	7,833	↓
Quarter ending March 2019	7,424	↓
Quarter ending June 2019	7,198	↓
Quarter ending September 2019	6,935	↓
Variance since September 2018	(14.9%)	↓



ACTIVITY



Month	Adjusted Scheduled Activity (UDA)	
	2019	2020
April	828	761
May	2,226	1,861
June	3,392	3,024
July	5,116	4,814
August	6,699	6,742
September	8,220	7,762
October	9,429	
November	10,825	
December	11,951	
January	13,138	
February	14,315	
March	15,483	
April	16,093	
May	16,100	
June	16,100	

QUALITY

	Quantity	Base Number	Contract	AT	Region	England
% of FP17s for the same patient ID Re-attending within 3 months - Children	41	835	4.9%	9.6%	11.3%	11.5%
% of FP17s for the same patient ID Re-attending within 3 months - Adults	379	3,580	10.6%	12.9%	14.7%	15.4%
% of FP17s for the same patient ID Re-attending between 3 & 9 months - Children	350	835	41.9%	61.1%	60.8%	59.7%
% of FP17s for the same patient ID Re-attending between 3 & 9 months - Adults	1,363	3,580	38.1%	55.2%	52.8%	51.7%
% of FP17s for Band 1 Urgent Courses	256	4,142	6.2%	7.6%	8.2%	9.2%
% of FP17s Relating to Free Repair or Replacements	28	4,142	0.7%	0.8%	0.7%	0.7%
% of FP17s Relating to Continuations	65	4,142	1.6%	0.8%	0.8%	0.8%
% of Patients satisfied with the dentistry they have received	2	2	N/A	93.1%	93.2%	93.5%
% of Patients satisfied with the time they had to wait for an appointment	2	2	N/A	89.9%	88.5%	87.4%

* This is based on patients treated on this contract for their most recent course of treatment. Figures in italics indicate the base number of FP17s or Patient Questionnaire responses are less than 100. N/A is shown where the base number of responses is less than 10 during the period. % is calculated as Quantity/Base number*100

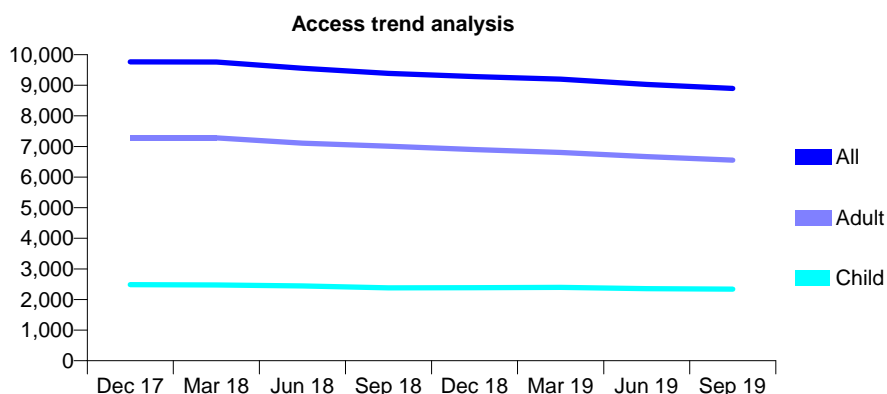
Q60 - Vital Signs At a Glance Contract Report for 101338/0020 - September 2019

Name or company name	Whitecross Dental Care Limited
Contract type name	GDS Contract
Purpose of contract	General
Contract start date	01/04/2006
Contract end date	

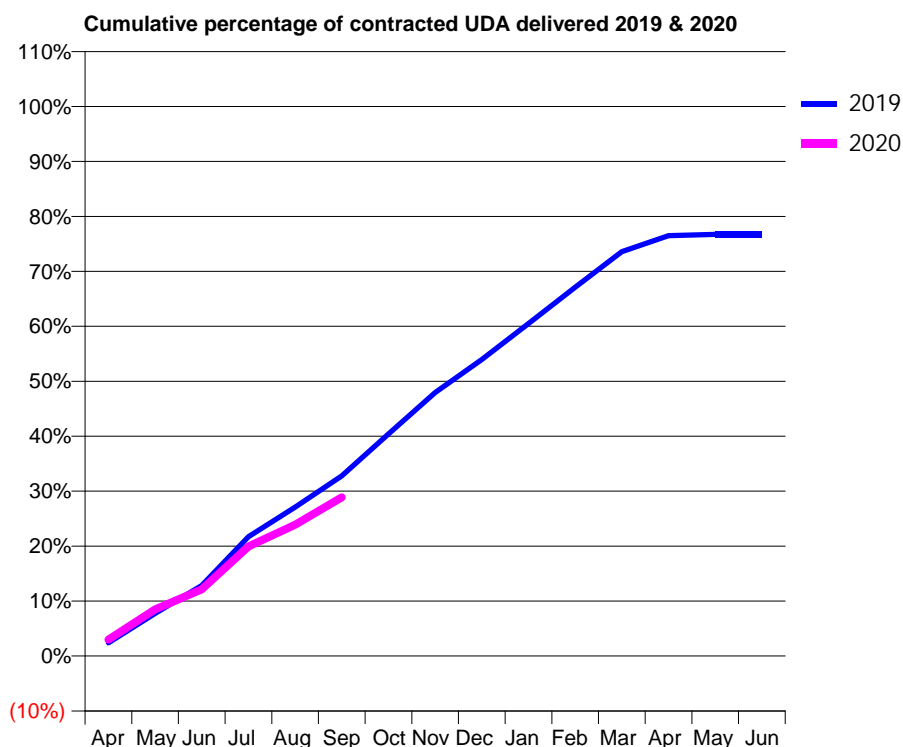
19/20 Contracted general activity (UDA)	31,250
Carry forward general activity (UDA)	0
19/20 Contracted orthodontic activity (UOA)	0
Carry forward orthodontic activity (UOA)	0
Baseline contract value	£883,266.38

ACCESS*

Patients seen in 24 months	Total	Change since previous quarter
Quarter ending September 2018	9,389	
Quarter ending December 2018	9,284	↓
Quarter ending March 2019	9,201	→
Quarter ending June 2019	9,024	↓
Quarter ending September 2019	8,895	↓
Variance since September 2018	(5.3%)	↓



ACTIVITY



Month	Adjusted Scheduled Activity (UDA)	
	2019	2020
April	751	939
May	2,428	2,650
June	4,004	3,797
July	6,780	6,228
August	8,467	7,467
September	10,240	9,024
October	12,634	
November	14,982	
December	16,865	
January	18,906	
February	20,970	
March	22,986	
April	23,903	
May	23,975	
June	23,978	

QUALITY

	Quantity	Base Number	Contract	AT	Region	England
% of FP17s for the same patient ID Re-attending within 3 months - Children	63	1,386	4.5%	9.6%	11.3%	11.5%
% of FP17s for the same patient ID Re-attending within 3 months - Adults	375	3,678	10.2%	12.9%	14.7%	15.4%
% of FP17s for the same patient ID Re-attending between 3 & 9 months - Children	804	1,386	58.0%	61.1%	60.8%	59.7%
% of FP17s for the same patient ID Re-attending between 3 & 9 months - Adults	2,017	3,678	54.8%	55.2%	52.8%	51.7%
% of FP17s for Band 1 Urgent Courses	332	4,625	7.2%	7.6%	8.2%	9.2%
% of FP17s Relating to Free Repair or Replacements	22	4,625	0.5%	0.8%	0.7%	0.7%
% of FP17s Relating to Continuations	33	4,625	0.7%	0.8%	0.8%	0.8%
% of Patients satisfied with the dentistry they have received	3	3	N/A	93.1%	93.2%	93.5%
% of Patients satisfied with the time they had to wait for an appointment	3	3	N/A	89.9%	88.5%	87.4%

* This is based on patients treated on this contract for their most recent course of treatment.

Figures in italics indicate the base number of FP17s or Patient Questionnaire responses are less than 100. N/A is shown where the base number of responses is less than 10 during the period. % is calculated as Quantity/Base number*100

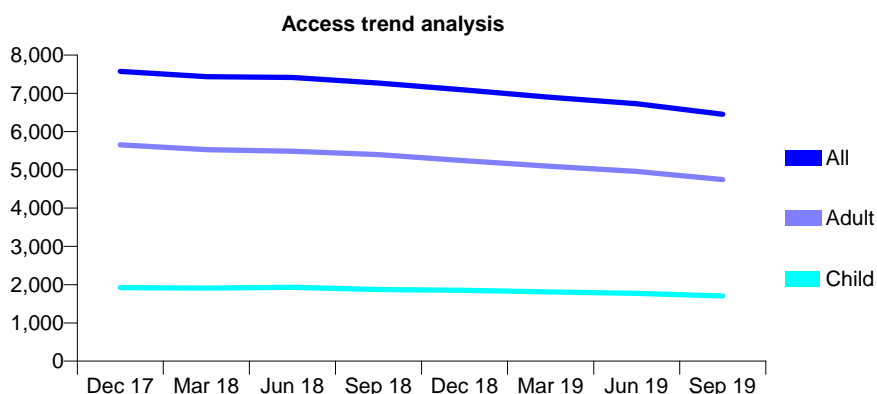
Q60 - Vital Signs At a Glance Contract Report for 101338/0021 - September 2019

Name or company name	Whitecross Dental Care Limited
Contract type name	GDS Contract
Purpose of contract	General
Contract start date	01/04/2006
Contract end date	

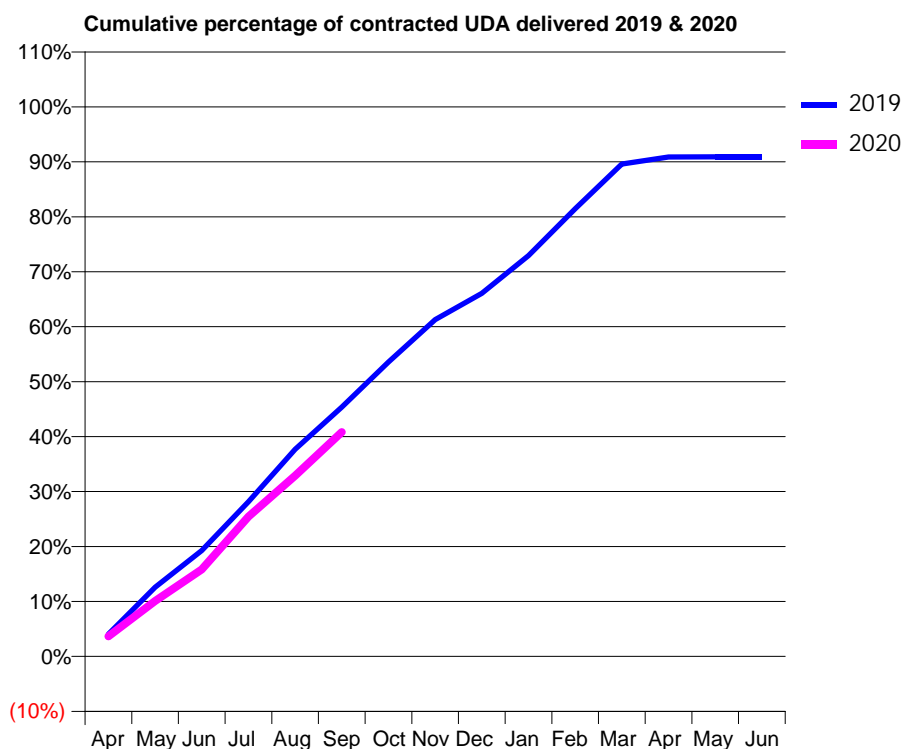
19/20 Contracted general activity (UDA)	25,000
Carry forward general activity (UDA)	0
19/20 Contracted orthodontic activity (UOA)	0
Carry forward orthodontic activity (UOA)	0
Baseline contract value	£706,613.11

ACCESS*

Patients seen in 24 months	Total	Change since previous quarter
Quarter ending September 2018	7,266	
Quarter ending December 2018	7,090	↓
Quarter ending March 2019	6,898	↓
Quarter ending June 2019	6,728	↓
Quarter ending September 2019	6,452	↓
Variance since September 2018	(11.2%)	↓



ACTIVITY



Month	2019	2020
April	1,018	911
May	3,150	2,524
June	4,823	3,957
July	7,035	6,358
August	9,426	8,221
September	11,340	10,204
October	13,391	
November	15,323	
December	16,514	
January	18,231	
February	20,368	
March	22,398	
April	22,716	
May	22,730	
June	22,731	

QUALITY

	Quantity	Base Number	Contract	AT	Region	England
% of FP17s for the same patient ID Re-attending within 3 months - Children	70	1,189	5.9%	9.6%	11.3%	11.5%
% of FP17s for the same patient ID Re-attending within 3 months - Adults	420	2,850	14.7%	12.9%	14.7%	15.4%
% of FP17s for the same patient ID Re-attending between 3 & 9 months - Children	643	1,189	54.1%	61.1%	60.8%	59.7%
% of FP17s for the same patient ID Re-attending between 3 & 9 months - Adults	1,351	2,850	47.4%	55.2%	52.8%	51.7%
% of FP17s for Band 1 Urgent Courses	281	3,910	7.2%	7.6%	8.2%	9.2%
% of FP17s Relating to Free Repair or Replacements	13	3,910	0.3%	0.8%	0.7%	0.7%
% of FP17s Relating to Continuations	59	3,910	1.5%	0.8%	0.8%	0.8%
% of Patients satisfied with the dentistry they have received	0	0	N/A	93.1%	93.2%	93.5%
% of Patients satisfied with the time they had to wait for an appointment	0	0	N/A	89.9%	88.5%	87.4%

* This is based on patients treated on this contract for their most recent course of treatment. Figures in italics indicate the base number of FP17s or Patient Questionnaire responses are less than 100. N/A is shown where the base number of responses is less than 10 during the period. % is calculated as Quantity/Base number*100

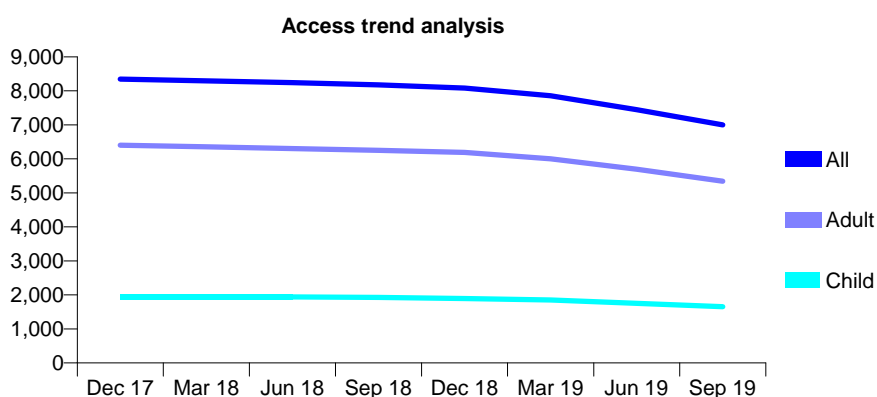
Q60 - Vital Signs At a Glance Contract Report for 101338/0033 - September 2019

Name or company name	Whitecross Dental Care Limited
Contract type name	GDS Contract
Purpose of contract	General
Contract start date	01/04/2006
Contract end date	

19/20 Contracted general activity (UDA)	20,788
Carry forward general activity (UDA)	0
19/20 Contracted orthodontic activity (UOA)	0
Carry forward orthodontic activity (UOA)	0
Baseline contract value	£590,503.11

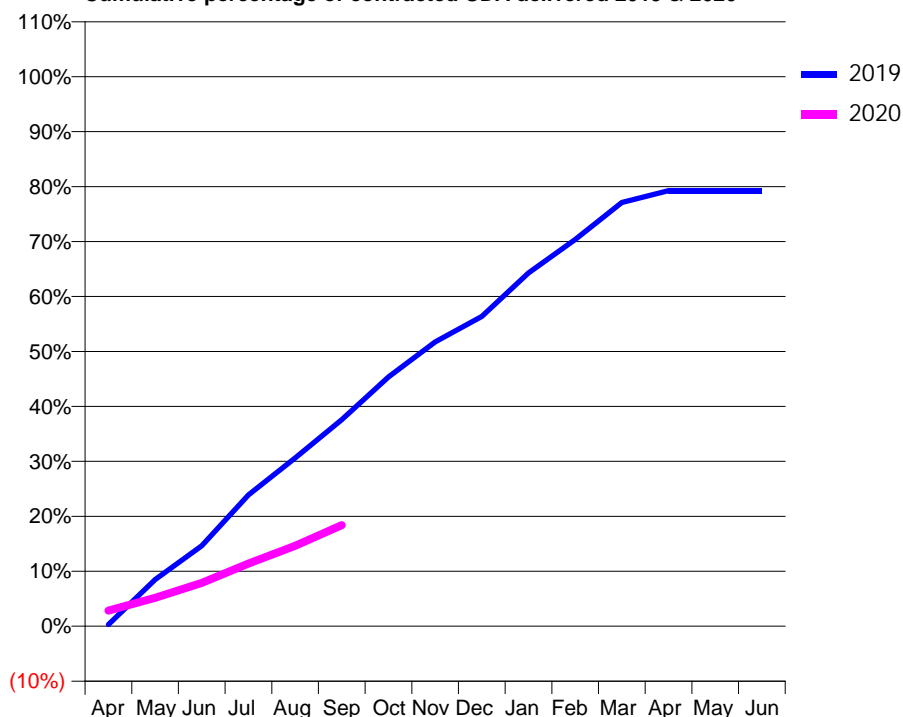
ACCESS*

Patients seen in 24 months	Total	Change since previous quarter
Quarter ending September 2018	8,180	
Quarter ending December 2018	8,085	↓
Quarter ending March 2019	7,855	↓
Quarter ending June 2019	7,447	↓
Quarter ending September 2019	6,998	↓
Variance since September 2018	(14.4%)	↓



ACTIVITY

Cumulative percentage of contracted UDA delivered 2019 & 2020



Adjusted Scheduled Activity (UDA)

Month	2019	2020
April	64	595
May	1,764	1,077
June	3,046	1,635
July	4,969	2,374
August	6,369	3,044
September	7,811	3,825
October	9,431	
November	10,752	
December	11,714	
January	13,365	
February	14,631	
March	16,030	
April	16,472	
May	16,472	
June	16,472	

QUALITY

	Quantity	Base Number	Contract	AT	Region	England
% of FP17s for the same patient ID Re-attending within 3 months - Children	41	629	6.5%	9.6%	11.3%	11.5%
% of FP17s for the same patient ID Re-attending within 3 months - Adults	192	1,752	11.0%	12.9%	14.7%	15.4%
% of FP17s for the same patient ID Re-attending between 3 & 9 months - Children	269	629	42.8%	61.1%	60.8%	59.7%
% of FP17s for the same patient ID Re-attending between 3 & 9 months - Adults	793	1,752	45.3%	55.2%	52.8%	51.7%
% of FP17s for Band 1 Urgent Courses	200	2,152	9.3%	7.6%	8.2%	9.2%
% of FP17s Relating to Free Repair or Replacements	11	2,152	0.5%	0.8%	0.7%	0.7%
% of FP17s Relating to Continuations	38	2,152	1.8%	0.8%	0.8%	0.8%
% of Patients satisfied with the dentistry they have received	2	2	N/A	93.1%	93.2%	93.5%
% of Patients satisfied with the time they had to wait for an appointment	2	2	N/A	89.9%	88.5%	87.4%

* This is based on patients treated on this contract for their most recent course of treatment.

Figures in italics indicate the base number of FP17s or Patient Questionnaire responses are less than 100. N/A is shown where the base number of responses is less than 10 during the period. % is calculated as Quantity/Base number*100

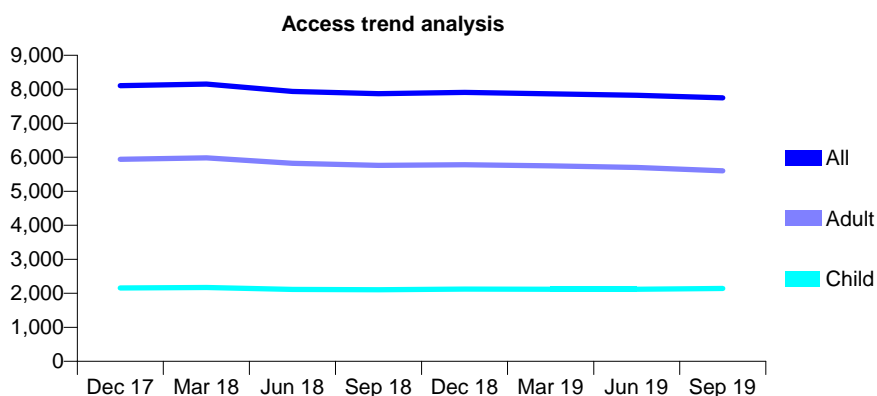
Q60 - Vital Signs At a Glance Contract Report for 101362/0010 - September 2019

Name or company name	Rodericks Dental Limited
Contract type name	GDS Contract
Purpose of contract	General
Contract start date	01/09/2008
Contract end date	

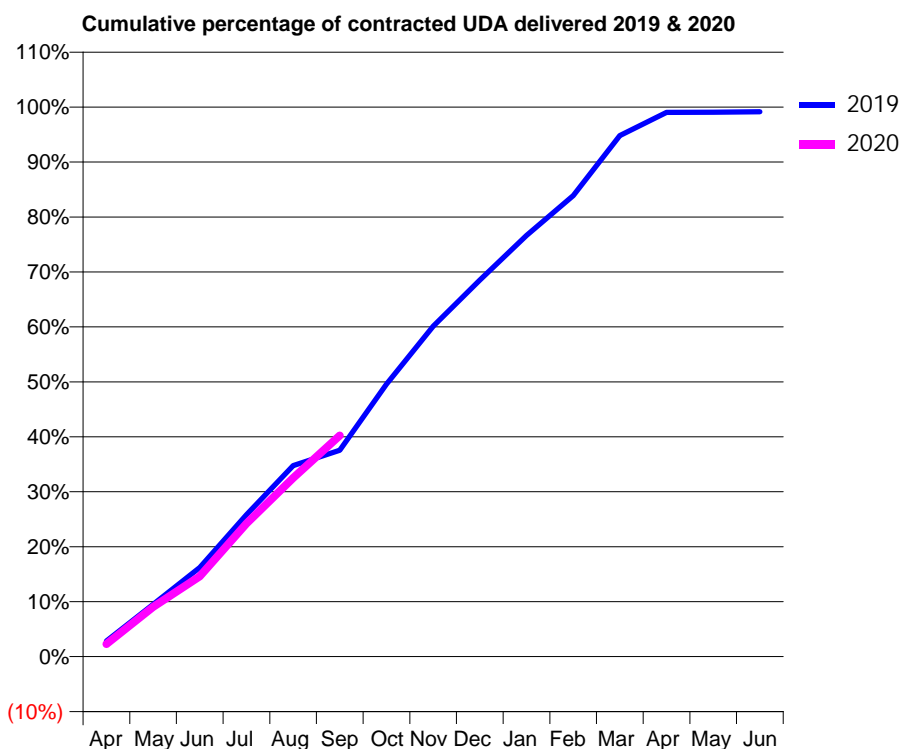
19/20 Contracted general activity (UDA)	25,810
Carry forward general activity (UDA)	206
19/20 Contracted orthodontic activity (UOA)	0
Carry forward orthodontic activity (UOA)	0
Baseline contract value	£615,704.31

ACCESS*

Patients seen in 24 months	Total	Change since previous quarter
Quarter ending September 2018	7,870	
Quarter ending December 2018	7,909	→
Quarter ending March 2019	7,865	→
Quarter ending June 2019	7,821	→
Quarter ending September 2019	7,747	→
Variance since September 2018	(1.6%)	↓



ACTIVITY



Month	Adjusted Scheduled Activity (UDA)	
	2019	2020
April	681	590
May	2,263	2,331
June	3,856	3,771
July	6,142	6,255
August	8,278	8,397
September	8,939	10,386
October	11,804	
November	14,315	
December	16,313	
January	18,249	
February	19,971	
March	22,569	
April	23,574	
May	23,589	
June	23,603	

QUALITY

	Quantity	Base Number	Contract	AT	Region	England
% of FP17s for the same patient ID Re-attending within 3 months - Children	119	1,651	7.2%	9.6%	11.3%	11.5%
% of FP17s for the same patient ID Re-attending within 3 months - Adults	614	4,123	14.9%	12.9%	14.7%	15.4%
% of FP17s for the same patient ID Re-attending between 3 & 9 months - Children	1,129	1,651	68.4%	61.1%	60.8%	59.7%
% of FP17s for the same patient ID Re-attending between 3 & 9 months - Adults	2,576	4,123	62.5%	55.2%	52.8%	51.7%
% of FP17s for Band 1 Urgent Courses	521	5,327	9.8%	7.6%	8.2%	9.2%
% of FP17s Relating to Free Repair or Replacements	51	5,327	1.0%	0.8%	0.7%	0.7%
% of FP17s Relating to Continuations	27	5,327	0.5%	0.8%	0.8%	0.8%
% of Patients satisfied with the dentistry they have received	2	2	N/A	93.1%	93.2%	93.5%
% of Patients satisfied with the time they had to wait for an appointment	1	2	N/A	89.9%	88.5%	87.4%

* This is based on patients treated on this contract for their most recent course of treatment. Figures in italics indicate the base number of FP17s or Patient Questionnaire responses are less than 100. N/A is shown where the base number of responses is less than 10 during the period. % is calculated as Quantity/Base number*100

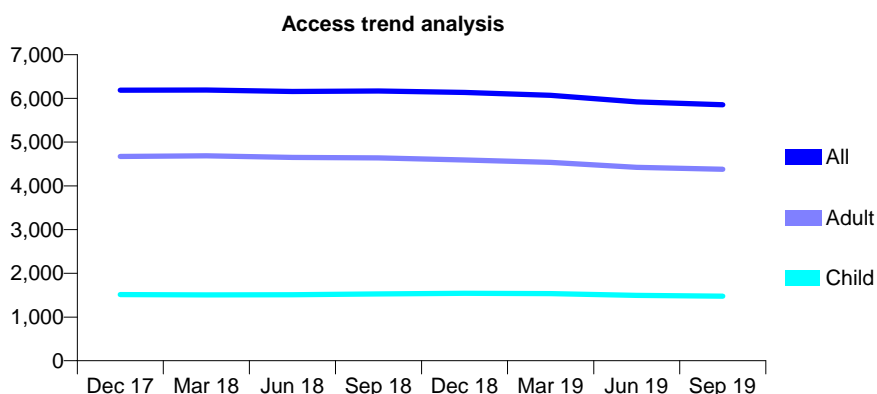
Q60 - Vital Signs At a Glance Contract Report for 101362/0012 - September 2019

Name or company name	Rodericks Dental Limited
Contract type name	GDS Contract
Purpose of contract	General
Contract start date	01/11/2008
Contract end date	

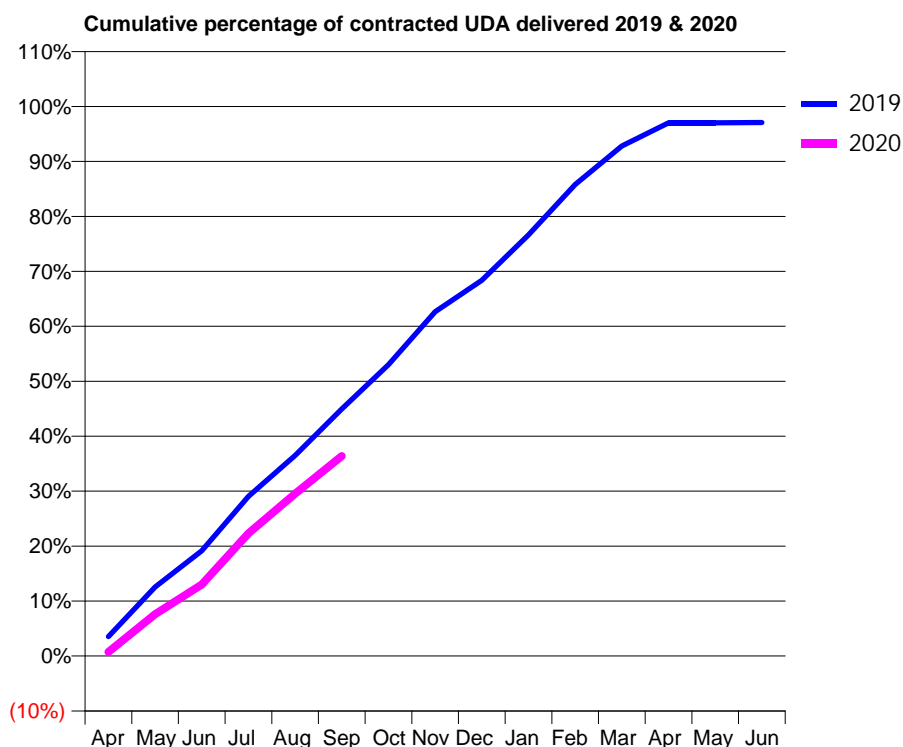
19/20 Contracted general activity (UDA)	14,586
Carry forward general activity (UDA)	483
19/20 Contracted orthodontic activity (UOA)	0
Carry forward orthodontic activity (UOA)	0
Baseline contract value	£343,929.54

ACCESS*

Patients seen in 24 months	Total	Change since previous quarter
Quarter ending September 2018	6,169	
Quarter ending December 2018	6,135	→
Quarter ending March 2019	6,072	↓
Quarter ending June 2019	5,919	↓
Quarter ending September 2019	5,854	↓
Variance since September 2018	(5.1%)	↓



ACTIVITY



Month	Adjusted Scheduled Activity (UDA)	
	2019	2020
April	584	108
May	2,082	1,113
June	3,177	1,900
July	4,819	3,254
August	6,055	4,308
September	7,458	5,309
October	8,791	
November	10,389	
December	11,341	
January	12,712	
February	14,234	
March	15,391	
April	16,093	
May	16,094	
June	16,103	

QUALITY

	Quantity	Base Number	Contract	AT	Region	England
% of FP17s for the same patient ID Re-attending within 3 months - Children	62	920	6.7%	9.6%	11.3%	11.5%
% of FP17s for the same patient ID Re-attending within 3 months - Adults	365	2,783	13.1%	12.9%	14.7%	15.4%
% of FP17s for the same patient ID Re-attending between 3 & 9 months - Children	553	920	60.1%	61.1%	60.8%	59.7%
% of FP17s for the same patient ID Re-attending between 3 & 9 months - Adults	1,591	2,783	57.2%	55.2%	52.8%	51.7%
% of FP17s for Band 1 Urgent Courses	299	3,360	8.9%	7.6%	8.2%	9.2%
% of FP17s Relating to Free Repair or Replacements	31	3,360	0.9%	0.8%	0.7%	0.7%
% of FP17s Relating to Continuations	3	3,360	0.1%	0.8%	0.8%	0.8%
% of Patients satisfied with the dentistry they have received	3	3	N/A	93.1%	93.2%	93.5%
% of Patients satisfied with the time they had to wait for an appointment	2	3	N/A	89.9%	88.5%	87.4%

* This is based on patients treated on this contract for their most recent course of treatment. Figures in italics indicate the base number of FP17s or Patient Questionnaire responses are less than 100. N/A is shown where the base number of responses is less than 10 during the period. % is calculated as Quantity/Base number*100

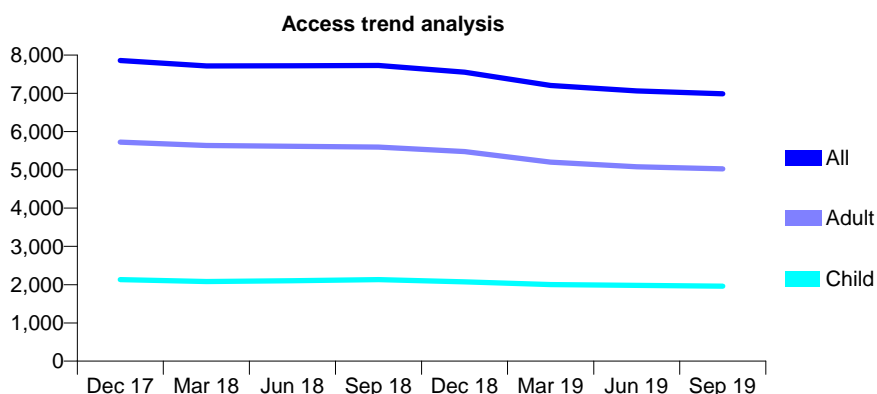
Q60 - Vital Signs At a Glance Contract Report for 101370/0016 - September 2019

Name or company name	Petrie Tucker & Partners Ltd
Contract type name	GDS Contract
Purpose of contract	General
Contract start date	01/04/2006
Contract end date	

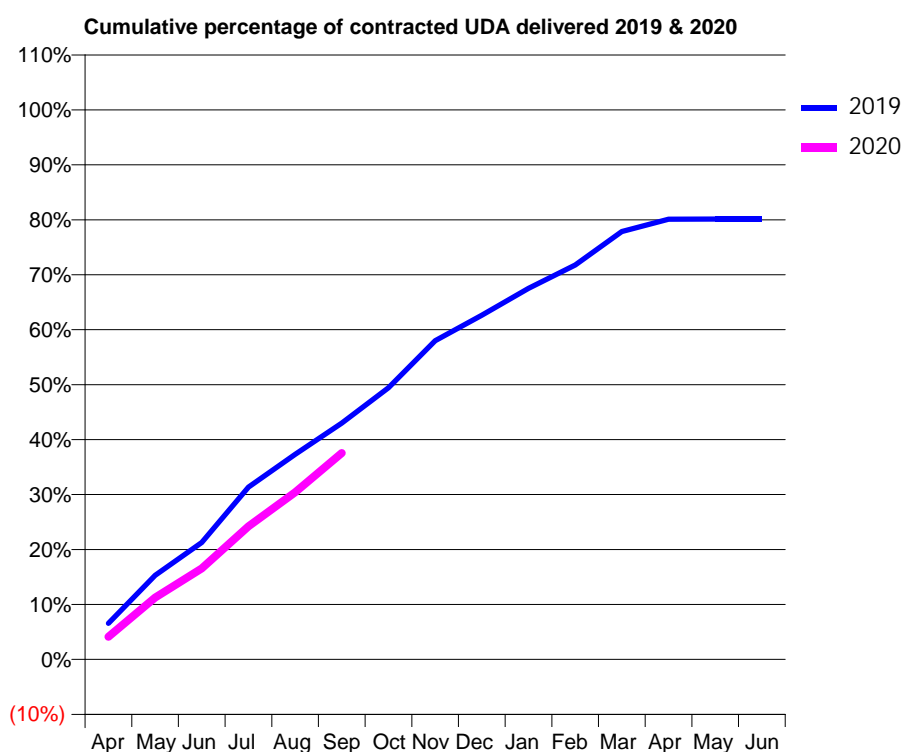
19/20 Contracted general activity (UDA)	22,134
Carry forward general activity (UDA)	0
19/20 Contracted orthodontic activity (UOA)	0
Carry forward orthodontic activity (UOA)	0
Baseline contract value	£487,023.45

ACCESS*

Patients seen in 24 months	Total	Change since previous quarter
Quarter ending September 2018	7,728	
Quarter ending December 2018	7,551	↓
Quarter ending March 2019	7,207	↓
Quarter ending June 2019	7,063	↓
Quarter ending September 2019	6,986	↓
Variance since September 2018	(9.6%)	↓



ACTIVITY



Month	2019	2020
April	1,454	909
May	3,387	2,497
June	4,706	3,666
July	6,940	5,356
August	8,264	6,733
September	9,518	8,313
October	10,941	
November	12,836	
December	13,863	
January	14,948	
February	15,887	
March	17,232	
April	17,730	
May	17,731	
June	17,731	

QUALITY

	Quantity	Base Number	Contract	AT	Region	England
% of FP17s for the same patient ID Re-attending within 3 months - Children	49	1,242	3.9%	9.6%	11.3%	11.5%
% of FP17s for the same patient ID Re-attending within 3 months - Adults	221	2,888	7.7%	12.9%	14.7%	15.4%
% of FP17s for the same patient ID Re-attending between 3 & 9 months - Children	539	1,242	43.4%	61.1%	60.8%	59.7%
% of FP17s for the same patient ID Re-attending between 3 & 9 months - Adults	1,183	2,888	41.0%	55.2%	52.8%	51.7%
% of FP17s for Band 1 Urgent Courses	156	3,868	4.0%	7.6%	8.2%	9.2%
% of FP17s Relating to Free Repair or Replacements	8	3,868	0.2%	0.8%	0.7%	0.7%
% of FP17s Relating to Continuations	32	3,868	0.8%	0.8%	0.8%	0.8%
% of Patients satisfied with the dentistry they have received	8	8	N/A	93.1%	93.2%	93.5%
% of Patients satisfied with the time they had to wait for an appointment	7	8	N/A	89.9%	88.5%	87.4%

* This is based on patients treated on this contract for their most recent course of treatment. Figures in italics indicate the base number of FP17s or Patient Questionnaire responses are less than 100. N/A is shown where the base number of responses is less than 10 during the period. % is calculated as Quantity/Base number*100

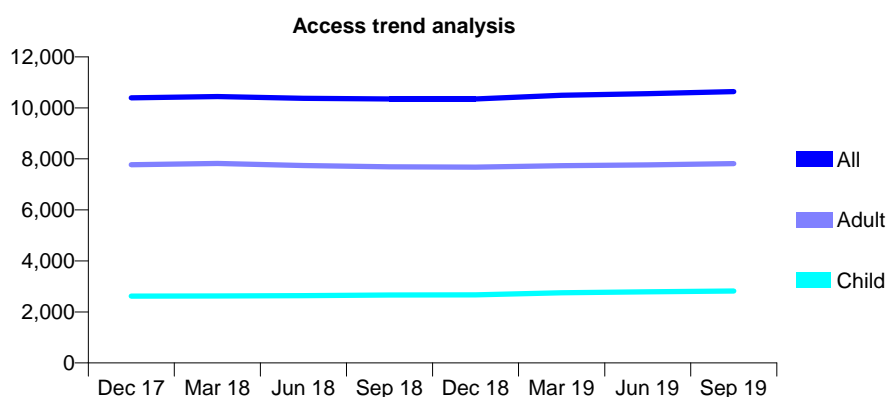
Q60 - Vital Signs At a Glance Contract Report for 101370/0017 - September 2019

Name or company name	Petrie Tucker & Partners Ltd
Contract type name	GDS Contract
Purpose of contract	General
Contract start date	01/04/2006
Contract end date	

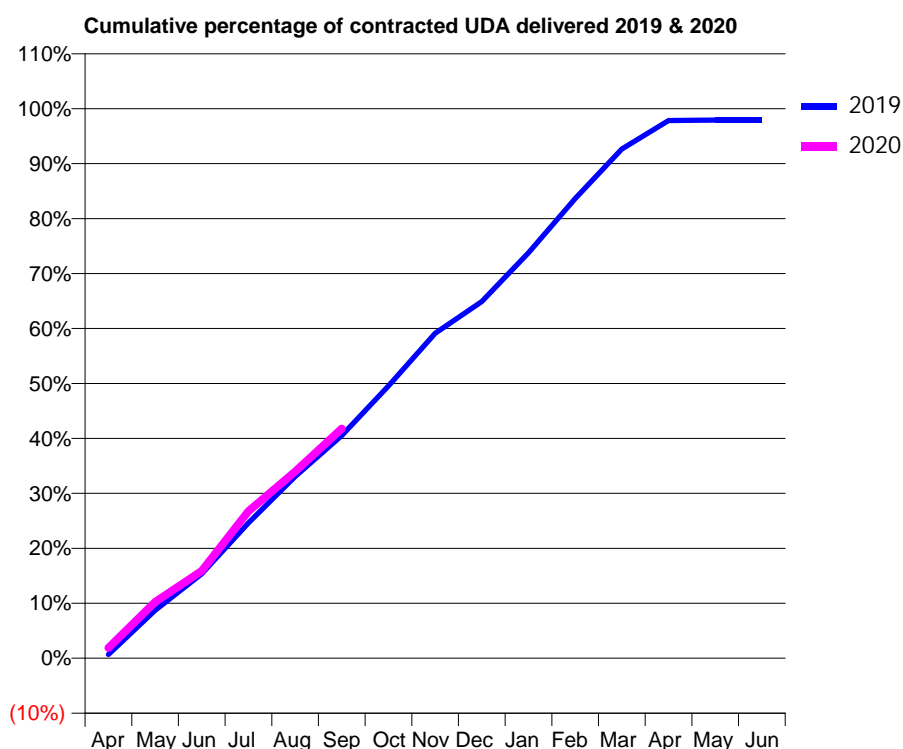
19/20 Contracted general activity (UDA)	25,778
Carry forward general activity (UDA)	534
19/20 Contracted orthodontic activity (UOA)	0
Carry forward orthodontic activity (UOA)	0
Baseline contract value	£593,553.07

ACCESS*

Patients seen in 24 months	Total	Change since previous quarter
Quarter ending September 2018	10,350	
Quarter ending December 2018	10,351	→
Quarter ending March 2019	10,489	→
Quarter ending June 2019	10,552	→
Quarter ending September 2019	10,637	→
Variance since September 2018	2.8%	↑



ACTIVITY



Month	2019	2020
April	180	484
May	2,251	2,634
June	3,962	4,095
July	6,348	6,899
August	8,523	8,754
September	10,452	10,772
October	12,778	
November	15,242	
December	16,730	
January	19,021	
February	21,564	
March	23,884	
April	25,218	
May	25,242	
June	25,244	

QUALITY

	Quantity	Base Number	Contract	AT	Region	England
% of FP17s for the same patient ID Re-attending within 3 months - Children	96	1,717	5.6%	9.6%	11.3%	11.5%
% of FP17s for the same patient ID Re-attending within 3 months - Adults	465	4,903	9.5%	12.9%	14.7%	15.4%
% of FP17s for the same patient ID Re-attending between 3 & 9 months - Children	921	1,717	53.6%	61.1%	60.8%	59.7%
% of FP17s for the same patient ID Re-attending between 3 & 9 months - Adults	2,703	4,903	55.1%	55.2%	52.8%	51.7%
% of FP17s for Band 1 Urgent Courses	404	5,999	6.7%	7.6%	8.2%	9.2%
% of FP17s Relating to Free Repair or Replacements	25	5,999	0.4%	0.8%	0.7%	0.7%
% of FP17s Relating to Continuations	68	5,999	1.1%	0.8%	0.8%	0.8%
% of Patients satisfied with the dentistry they have received	4	4	N/A	93.1%	93.2%	93.5%
% of Patients satisfied with the time they had to wait for an appointment	3	4	N/A	89.9%	88.5%	87.4%

* This is based on patients treated on this contract for their most recent course of treatment.

Figures in italics indicate the base number of FP17s or Patient Questionnaire responses are less than 100. N/A is shown where the base number of responses is less than 10 during the period. % is calculated as Quantity/Base number*100

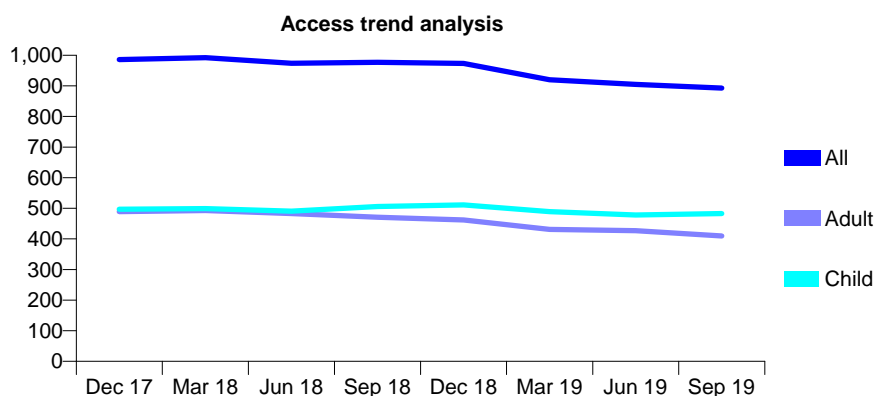
Q60 - Vital Signs At a Glance Contract Report for 101605/0001 - September 2019

Name or company name	Thomas Dental Practice
Contract type name	GDS Contract
Purpose of contract	General
Contract start date	01/10/2015
Contract end date	

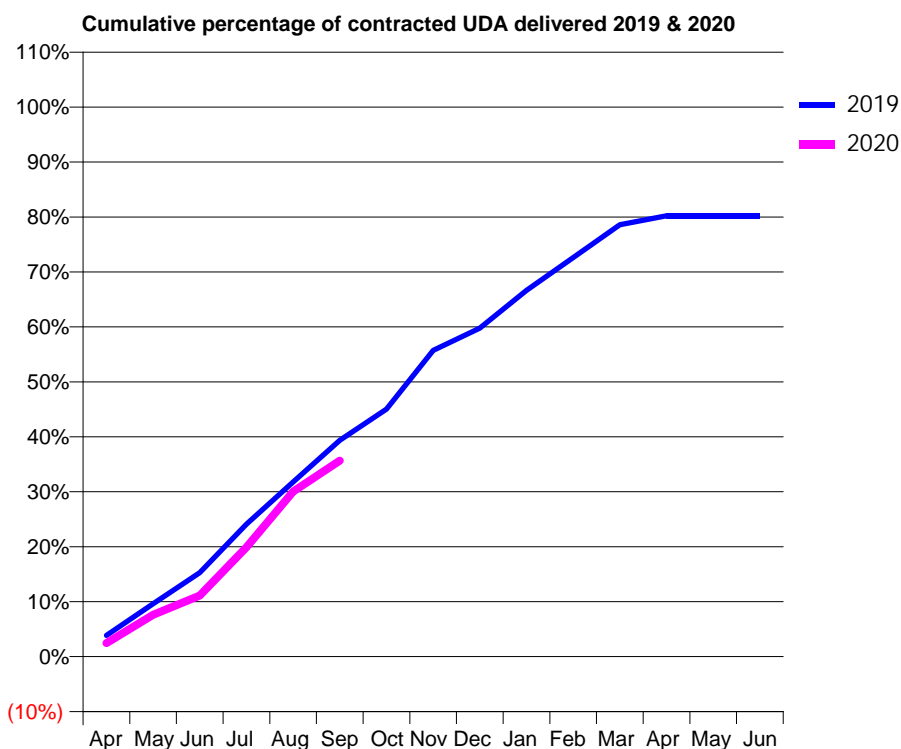
19/20 Contracted general activity (UDA)	2,620
Carry forward general activity (UDA)	0
19/20 Contracted orthodontic activity (UOA)	0
Carry forward orthodontic activity (UOA)	0
Baseline contract value	£58,314.11

ACCESS*

Patients seen in 24 months	Total	Change since previous quarter
Quarter ending September 2018	977	
Quarter ending December 2018	973	→
Quarter ending March 2019	920	↓
Quarter ending June 2019	905	↓
Quarter ending September 2019	893	↓
Variance since September 2018	(8.6%)	↓



ACTIVITY



Month	Adjusted Scheduled Activity (UDA)	
	2019	2020
April	101	64
May	252	199
June	400	292
July	632	521
August	833	787
September	1,031	934
October	1,180	
November	1,460	
December	1,566	
January	1,746	
February	1,903	
March	2,059	
April	2,102	
May	2,102	
June	2,102	

QUALITY

	Quantity	Base Number	Contract	AT	Region	England
% of FP17s for the same patient ID Re-attending within 3 months - Children	23	363	6.3%	9.6%	11.3%	11.5%
% of FP17s for the same patient ID Re-attending within 3 months - Adults	39	259	15.1%	12.9%	14.7%	15.4%
% of FP17s for the same patient ID Re-attending between 3 & 9 months - Children	222	363	61.2%	61.1%	60.8%	59.7%
% of FP17s for the same patient ID Re-attending between 3 & 9 months - Adults	142	259	54.8%	55.2%	52.8%	51.7%
% of FP17s for Band 1 Urgent Courses	21	590	3.6%	7.6%	8.2%	9.2%
% of FP17s Relating to Free Repair or Replacements	7	590	1.2%	0.8%	0.7%	0.7%
% of FP17s Relating to Continuations	5	590	0.8%	0.8%	0.8%	0.8%
% of Patients satisfied with the dentistry they have received	0	0	N/A	93.1%	93.2%	93.5%
% of Patients satisfied with the time they had to wait for an appointment	0	0	N/A	89.9%	88.5%	87.4%

* This is based on patients treated on this contract for their most recent course of treatment. Figures in italics indicate the base number of FP17s or Patient Questionnaire responses are less than 100. N/A is shown where the base number of responses is less than 10 during the period. % is calculated as Quantity/Base number*100

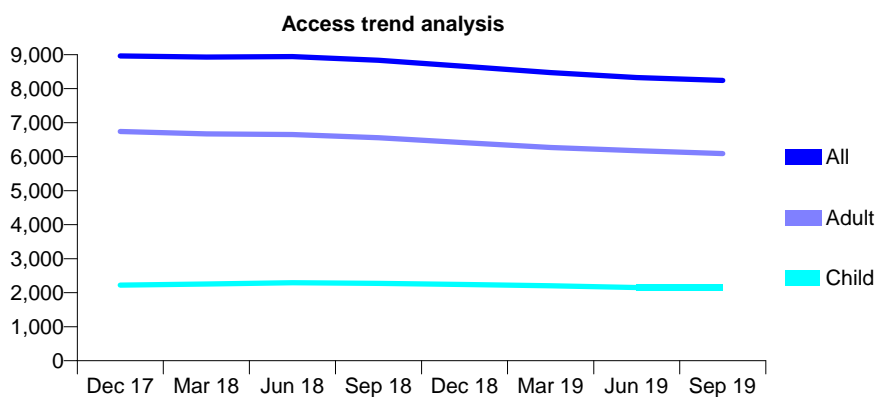
Q60 - Vital Signs At a Glance Contract Report for 103713/0001 - September 2019

Name or company name	Rodericks Dental Limited
Contract type name	GDS Contract
Purpose of contract	General
Contract start date	09/11/2009
Contract end date	

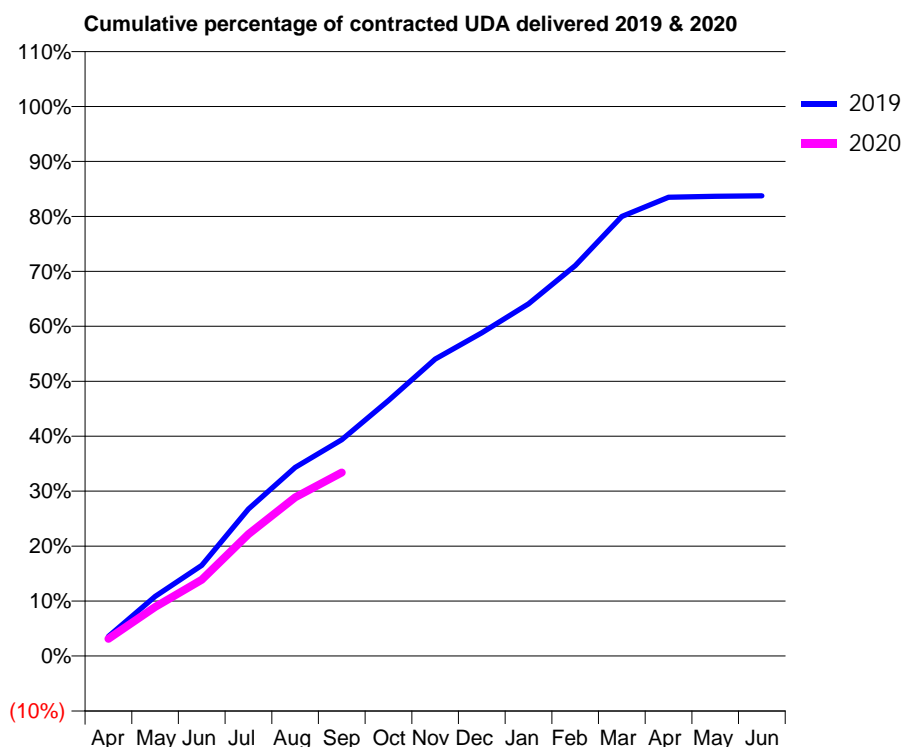
19/20 Contracted general activity (UDA)	26,418
Carry forward general activity (UDA)	0
19/20 Contracted orthodontic activity (UOA)	0
Carry forward orthodontic activity (UOA)	0
Baseline contract value	£657,031.94

ACCESS*

Patients seen in 24 months	Total	Change since previous quarter
Quarter ending September 2018	8,836	
Quarter ending December 2018	8,656	↓
Quarter ending March 2019	8,471	↓
Quarter ending June 2019	8,328	↓
Quarter ending September 2019	8,243	↓
Variance since September 2018	(6.7%)	↓



ACTIVITY



Month	Adjusted Scheduled Activity (UDA)	
	2019	2020
April	942	832
May	2,871	2,361
June	4,353	3,668
July	7,066	5,866
August	9,065	7,634
September	10,404	8,821
October	12,289	
November	14,274	
December	15,540	
January	16,930	
February	18,766	
March	21,127	
April	22,058	
May	22,101	
June	22,120	

QUALITY

	Quantity	Base Number	Contract	AT	Region	England
% of FP17s for the same patient ID Re-attending within 3 months - Children	172	1,547	11.1%	9.6%	11.3%	11.5%
% of FP17s for the same patient ID Re-attending within 3 months - Adults	459	3,698	12.4%	12.9%	14.7%	15.4%
% of FP17s for the same patient ID Re-attending between 3 & 9 months - Children	930	1,547	60.1%	61.1%	60.8%	59.7%
% of FP17s for the same patient ID Re-attending between 3 & 9 months - Adults	2,237	3,698	60.5%	55.2%	52.8%	51.7%
% of FP17s for Band 1 Urgent Courses	480	4,466	10.7%	7.6%	8.2%	9.2%
% of FP17s Relating to Free Repair or Replacements	39	4,466	0.9%	0.8%	0.7%	0.7%
% of FP17s Relating to Continuations	15	4,466	0.3%	0.8%	0.8%	0.8%
% of Patients satisfied with the dentistry they have received	3	4	N/A	93.1%	93.2%	93.5%
% of Patients satisfied with the time they had to wait for an appointment	3	4	N/A	89.9%	88.5%	87.4%

* This is based on patients treated on this contract for their most recent course of treatment. Figures in italics indicate the base number of FP17s or Patient Questionnaire responses are less than 100. N/A is shown where the base number of responses is less than 10 during the period. % is calculated as Quantity/Base number*100

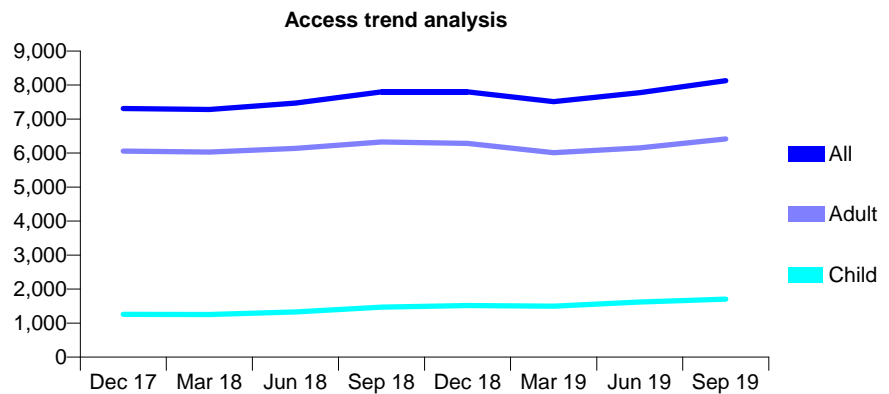
Q60 - Vital Signs At a Glance Contract Report for 105481/0001 - September 2019

Name or company name	Simpson, Goodwin and Hanji
Contract type name	GDS Contract
Purpose of contract	General
Contract start date	16/02/2015
Contract end date	

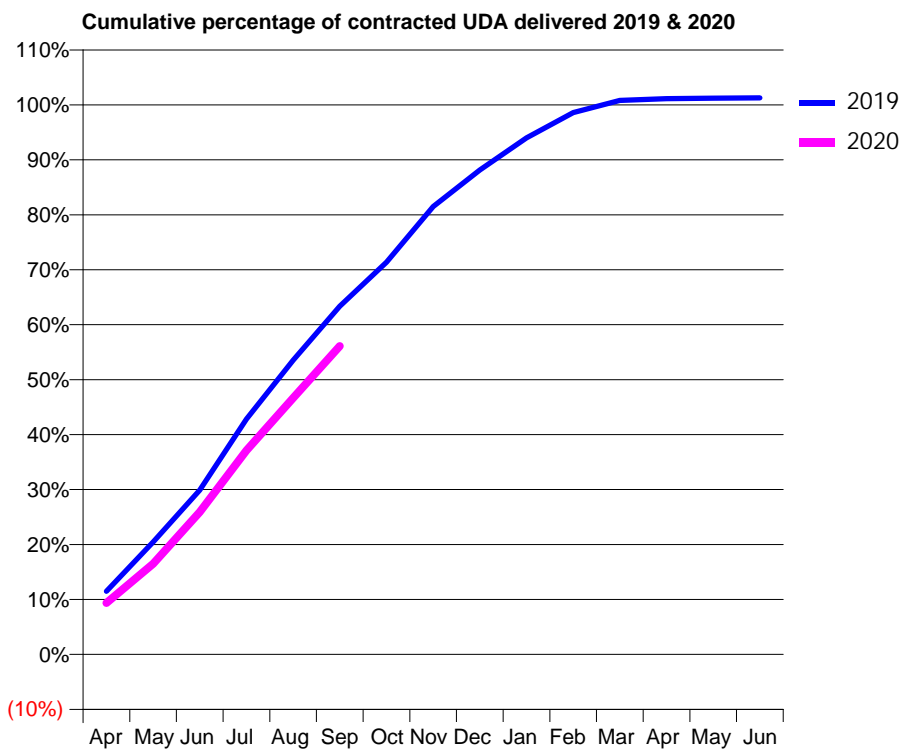
19/20 Contracted general activity (UDA)	19,930
Carry forward general activity (UDA)	-253
19/20 Contracted orthodontic activity (UOA)	0
Carry forward orthodontic activity (UOA)	0
Baseline contract value	£593,266.19

ACCESS*

Patients seen in 24 months	Total	Change since previous quarter
Quarter ending September 2018	7,799	
Quarter ending December 2018	7,800	→
Quarter ending March 2019	7,511	↓
Quarter ending June 2019	7,775	↑
Quarter ending September 2019	8,126	↑
Variance since September 2018	4.2%	↑



ACTIVITY



Month	2019	2020
April	2,290	1,871
May	4,080	3,291
June	5,963	5,163
July	8,533	7,398
August	10,673	9,302
September	12,628	11,179
October	14,220	
November	16,244	
December	17,569	
January	18,736	
February	19,647	
March	20,092	
April	20,154	
May	20,171	
June	20,183	

QUALITY

	Quantity	Base Number	Contract	AT	Region	England
% of FP17s for the same patient ID Re-attending within 3 months - Children	90	1,307	6.9%	9.6%	11.3%	11.5%
% of FP17s for the same patient ID Re-attending within 3 months - Adults	372	3,697	10.1%	12.9%	14.7%	15.4%
% of FP17s for the same patient ID Re-attending between 3 & 9 months - Children	577	1,307	44.1%	61.1%	60.8%	59.7%
% of FP17s for the same patient ID Re-attending between 3 & 9 months - Adults	1,118	3,697	30.2%	55.2%	52.8%	51.7%
% of FP17s for Band 1 Urgent Courses	225	4,959	4.5%	7.6%	8.2%	9.2%
% of FP17s Relating to Free Repair or Replacements	27	4,959	0.5%	0.8%	0.7%	0.7%
% of FP17s Relating to Continuations	21	4,959	0.4%	0.8%	0.8%	0.8%
% of Patients satisfied with the dentistry they have received	3	4	N/A	93.1%	93.2%	93.5%
% of Patients satisfied with the time they had to wait for an appointment	3	4	N/A	89.9%	88.5%	87.4%

* This is based on patients treated on this contract for their most recent course of treatment. Figures in italics indicate the base number of FP17s or Patient Questionnaire responses are less than 100. N/A is shown where the base number of responses is less than 10 during the period. % is calculated as Quantity/Base number*100

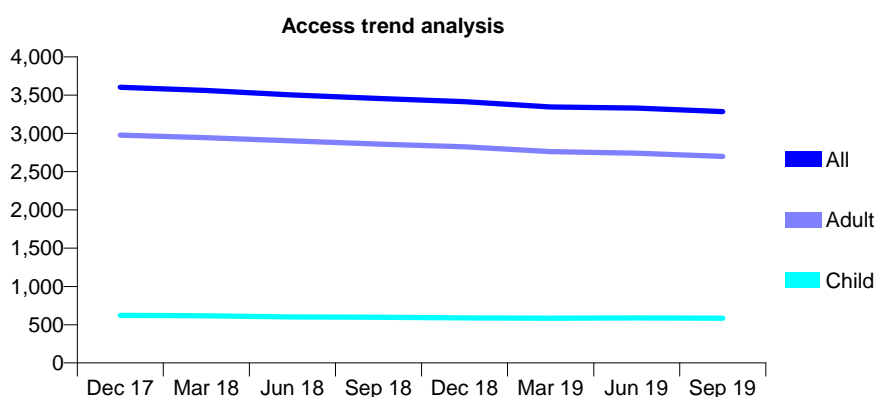
Q60 - Vital Signs At a Glance Contract Report for 106313/0001 - September 2019

Name or company name	Butler and Finnigan Dental Practice (BC) Lt
Contract type name	GDS Contract
Purpose of contract	General and Orthodontic
Contract start date	01/04/2014
Contract end date	

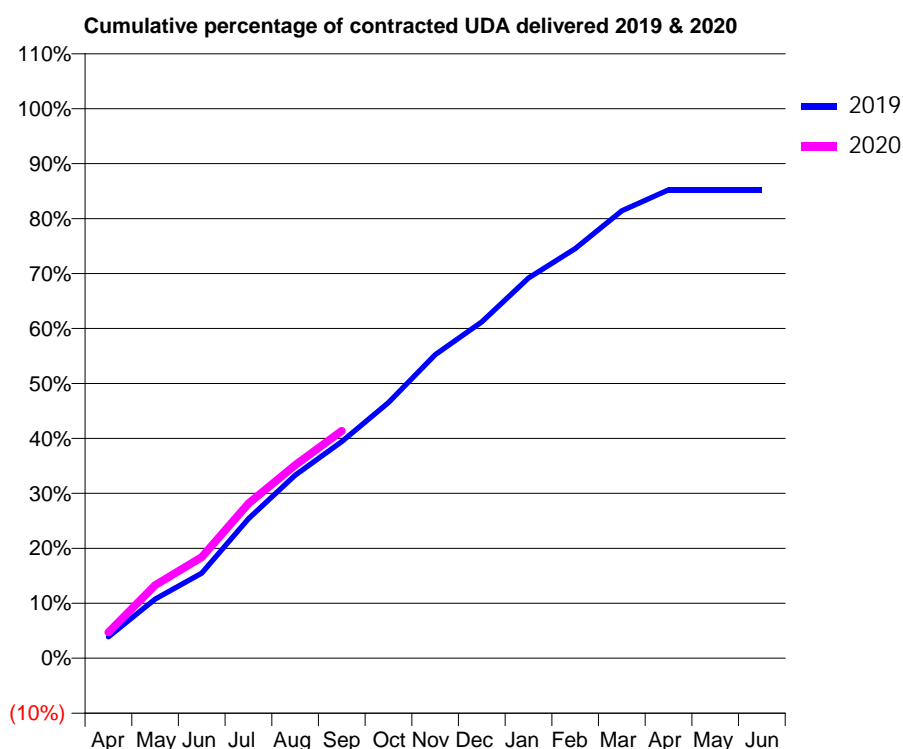
19/20 Contracted general activity (UDA)	10,500
Carry forward general activity (UDA)	0
19/20 Contracted orthodontic activity (UOA)	249
Carry forward orthodontic activity (UOA)	-4
Baseline contract value	£272,211.31

ACCESS*

Patients seen in 24 months	Total	Change since previous quarter
Quarter ending September 2018	3,457	
Quarter ending December 2018	3,414	↓
Quarter ending March 2019	3,346	↓
Quarter ending June 2019	3,329	→
Quarter ending September 2019	3,284	↓
Variance since September 2018	(5.0%)	↓



ACTIVITY



Month	2019	2020
April	410	496
May	1,131	1,399
June	1,627	1,932
July	2,664	2,958
August	3,496	3,687
September	4,140	4,343
October	4,885	
November	5,800	
December	6,428	
January	7,264	
February	7,826	
March	8,547	
April	8,951	
May	8,951	
June	8,951	

QUALITY

	Quantity	Base Number	Contract	AT	Region	England
% of FP17s for the same patient ID Re-attending within 3 months - Children	46	500	9.2%	9.6%	11.3%	11.5%
% of FP17s for the same patient ID Re-attending within 3 months - Adults	348	2,072	16.8%	12.9%	14.7%	15.4%
% of FP17s for the same patient ID Re-attending between 3 & 9 months - Children	285	500	57.0%	61.1%	60.8%	59.7%
% of FP17s for the same patient ID Re-attending between 3 & 9 months - Adults	1,018	2,072	49.1%	55.2%	52.8%	51.7%
% of FP17s for Band 1 Urgent Courses	349	2,336	14.9%	7.6%	8.2%	9.2%
% of FP17s Relating to Free Repair or Replacements	2	2,336	0.1%	0.8%	0.7%	0.7%
% of FP17s Relating to Continuations	22	2,336	0.9%	0.8%	0.8%	0.8%
% of Patients satisfied with the dentistry they have received	2	2	N/A	93.1%	93.2%	93.5%
% of Patients satisfied with the time they had to wait for an appointment	1	2	N/A	89.9%	88.5%	87.4%

* This is based on patients treated on this contract for their most recent course of treatment.

Figures in italics indicate the base number of FP17s or Patient Questionnaire responses are less than 100. N/A is shown where the base number of responses is less than 10 during the period. % is calculated as Quantity/Base number*100

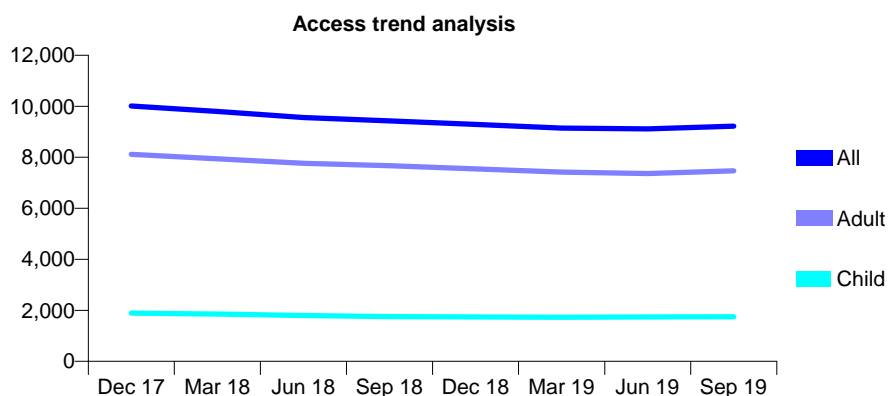
Q60 - Vital Signs At a Glance Contract Report for 107182/0001 - September 2019

Name or company name	Mr Holgate - Green End Dental Practice
Contract type name	GDS Contract
Purpose of contract	General
Contract start date	01/04/2013
Contract end date	

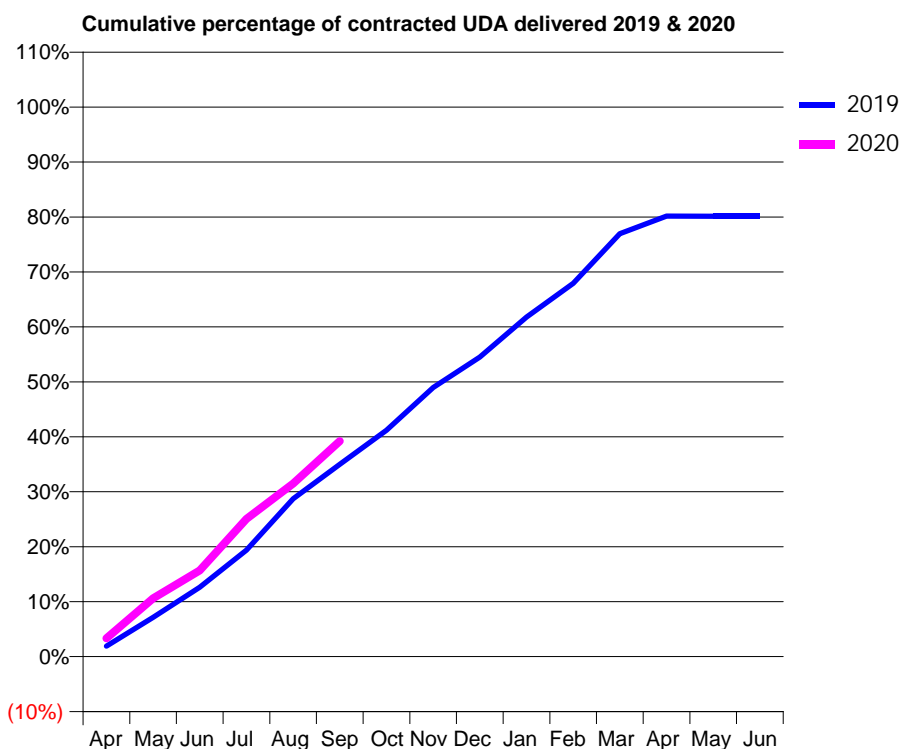
19/20 Contracted general activity (UDA)	28,717
Carry forward general activity (UDA)	0
19/20 Contracted orthodontic activity (UOA)	0
Carry forward orthodontic activity (UOA)	0
Baseline contract value	£807,322.49

ACCESS*

Patients seen in 24 months	Total	Change since previous quarter
Quarter ending September 2018	9,428	
Quarter ending December 2018	9,288	↓
Quarter ending March 2019	9,145	↓
Quarter ending June 2019	9,113	→
Quarter ending September 2019	9,219	→
Variance since September 2018	(2.2%)	↓



ACTIVITY



Month	Adjusted Scheduled Activity (UDA)	
	2019	2020
April	550	956
May	2,054	3,049
June	3,630	4,507
July	5,562	7,192
August	8,258	9,039
September	10,043	11,265
October	11,828	
November	14,061	
December	15,651	
January	17,736	
February	19,512	
March	22,099	
April	23,020	
May	23,017	
June	23,017	

QUALITY

	Quantity	Base Number	Contract	AT	Region	England
% of FP17s for the same patient ID Re-attending within 3 months - Children	39	1,177	3.3%	9.6%	11.3%	11.5%
% of FP17s for the same patient ID Re-attending within 3 months - Adults	428	4,432	9.7%	12.9%	14.7%	15.4%
% of FP17s for the same patient ID Re-attending between 3 & 9 months - Children	594	1,177	50.5%	61.1%	60.8%	59.7%
% of FP17s for the same patient ID Re-attending between 3 & 9 months - Adults	1,895	4,432	42.8%	55.2%	52.8%	51.7%
% of FP17s for Band 1 Urgent Courses	385	5,305	7.3%	7.6%	8.2%	9.2%
% of FP17s Relating to Free Repair or Replacements	67	5,305	1.3%	0.8%	0.7%	0.7%
% of FP17s Relating to Continuations	33	5,305	0.6%	0.8%	0.8%	0.8%
% of Patients satisfied with the dentistry they have received	8	9	N/A	93.1%	93.2%	93.5%
% of Patients satisfied with the time they had to wait for an appointment	6	9	N/A	89.9%	88.5%	87.4%

* This is based on patients treated on this contract for their most recent course of treatment. Figures in italics indicate the base number of FP17s or Patient Questionnaire responses are less than 100. N/A is shown where the base number of responses is less than 10 during the period. % is calculated as Quantity/Base number*100

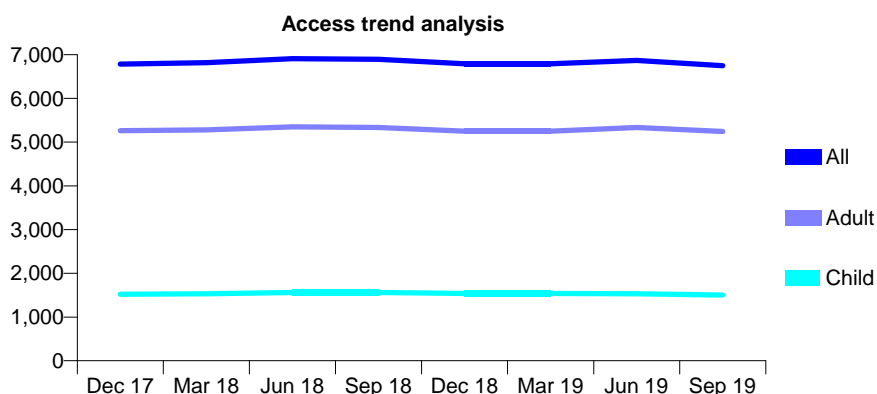
Q60 - Vital Signs At a Glance Contract Report for 107220/0001 - September 2019

Name or company name	Castle View House Dental Practice
Contract type name	GDS Contract
Purpose of contract	General and Orthodontic
Contract start date	01/04/2014
Contract end date	

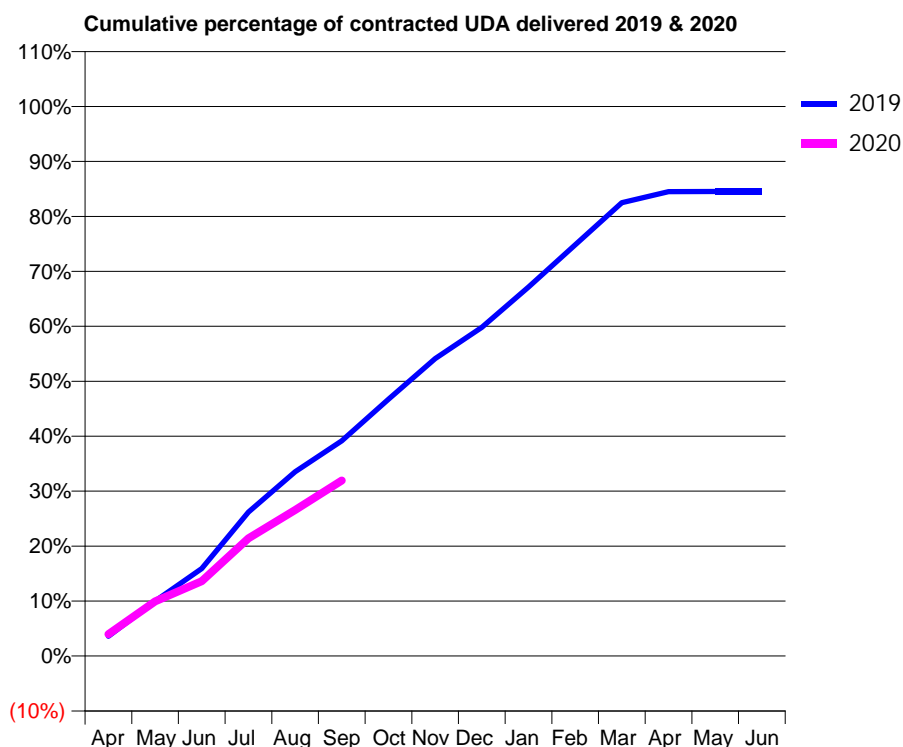
19/20 Contracted general activity (UDA)	25,580
Carry forward general activity (UDA)	0
19/20 Contracted orthodontic activity (UOA)	630
Carry forward orthodontic activity (UOA)	-6
Baseline contract value	£836,092.15

ACCESS*

Patients seen in 24 months	Total	Change since previous quarter
Quarter ending September 2018	6,894	
Quarter ending December 2018	6,791	↓
Quarter ending March 2019	6,790	→
Quarter ending June 2019	6,868	→
Quarter ending September 2019	6,748	↓
Variance since September 2018	(2.1%)	↓



ACTIVITY



Month	Adjusted Scheduled Activity (UDA)	
	2019	2020
April	921	1,013
May	2,561	2,546
June	4,076	3,485
July	6,704	5,480
August	8,581	6,803
September	10,018	8,169
October	11,950	
November	13,844	
December	15,298	
January	17,176	
February	19,143	
March	21,104	
April	21,620	
May	21,624	
June	21,624	

QUALITY

	Quantity	Base Number	Contract	AT	Region	England
% of FP17s for the same patient ID Re-attending within 3 months - Children	80	1,057	7.6%	9.6%	11.3%	11.5%
% of FP17s for the same patient ID Re-attending within 3 months - Adults	308	3,045	10.1%	12.9%	14.7%	15.4%
% of FP17s for the same patient ID Re-attending between 3 & 9 months - Children	617	1,057	58.4%	61.1%	60.8%	59.7%
% of FP17s for the same patient ID Re-attending between 3 & 9 months - Adults	1,368	3,045	44.9%	55.2%	52.8%	51.7%
% of FP17s for Band 1 Urgent Courses	217	3,851	5.6%	7.6%	8.2%	9.2%
% of FP17s Relating to Free Repair or Replacements	21	3,851	0.5%	0.8%	0.7%	0.7%
% of FP17s Relating to Continuations	49	3,851	1.3%	0.8%	0.8%	0.8%
% of Patients satisfied with the dentistry they have received	5	5	N/A	93.1%	93.2%	93.5%
% of Patients satisfied with the time they had to wait for an appointment	4	5	N/A	89.9%	88.5%	87.4%

* This is based on patients treated on this contract for their most recent course of treatment. Figures in italics indicate the base number of FP17s or Patient Questionnaire responses are less than 100. N/A is shown where the base number of responses is less than 10 during the period. % is calculated as Quantity/Base number*100

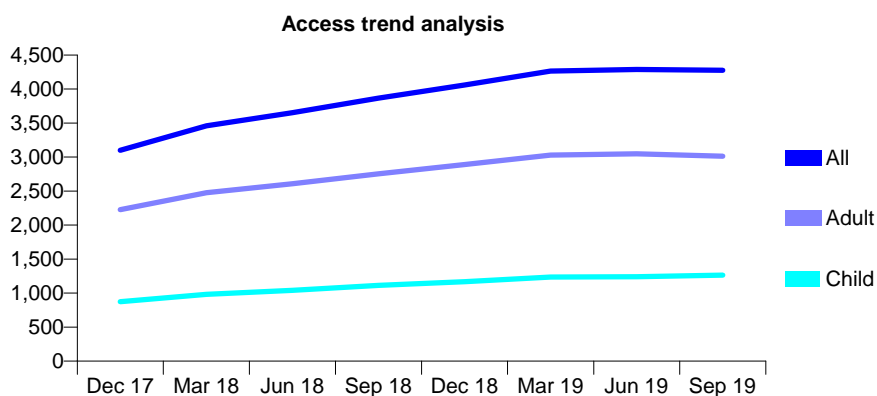
Q60 - Vital Signs At a Glance Contract Report for 108383/0001 - September 2019

Name or company name	Hadley Dental Practice
Contract type name	GDS Contract
Purpose of contract	General
Contract start date	13/06/2011
Contract end date	

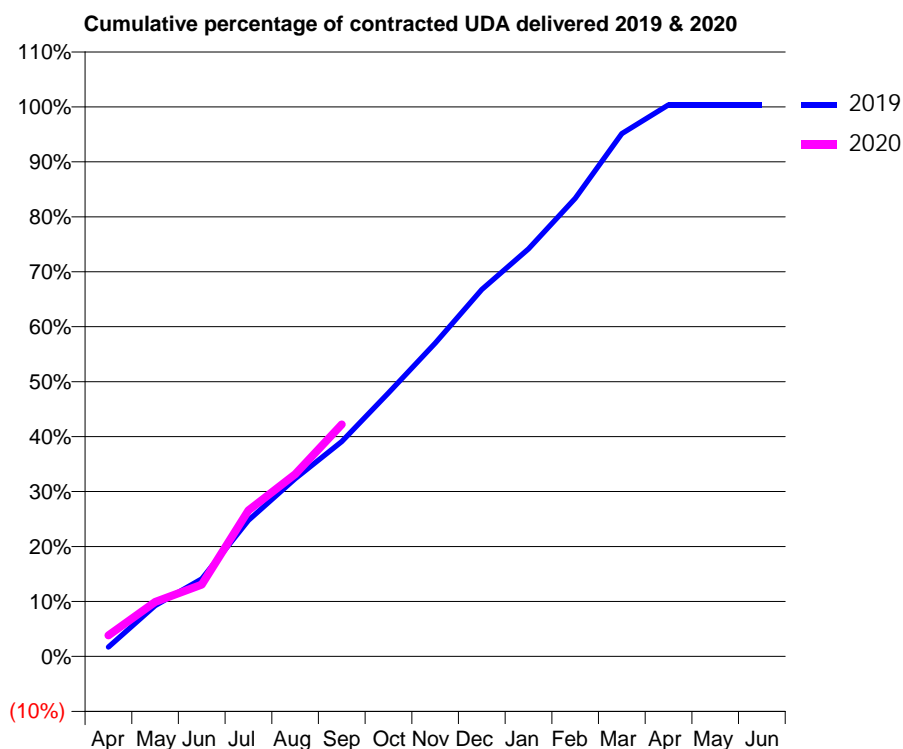
19/20 Contracted general activity (UDA)	10,550
Carry forward general activity (UDA)	-39
19/20 Contracted orthodontic activity (UOA)	0
Carry forward orthodontic activity (UOA)	0
Baseline contract value	£265,028.49

ACCESS*

Patients seen in 24 months	Total	Change since previous quarter
Quarter ending September 2018	3,867	
Quarter ending December 2018	4,059	↑
Quarter ending March 2019	4,265	↑
Quarter ending June 2019	4,289	→
Quarter ending September 2019	4,278	→
Variance since September 2018	10.6%	↑



ACTIVITY



Month	Adjusted Scheduled Activity (UDA)	
	2019	2020
April	180	403
May	978	1,045
June	1,489	1,378
July	2,614	2,806
August	3,410	3,497
September	4,127	4,454
October	5,060	
November	6,016	
December	7,043	
January	7,824	
February	8,796	
March	10,036	
April	10,587	
May	10,589	
June	10,589	

QUALITY

	Quantity	Base Number	Contract	AT	Region	England
% of FP17s for the same patient ID Re-attending within 3 months - Children	77	926	8.3%	9.6%	11.3%	11.5%
% of FP17s for the same patient ID Re-attending within 3 months - Adults	252	1,883	13.4%	12.9%	14.7%	15.4%
% of FP17s for the same patient ID Re-attending between 3 & 9 months - Children	506	926	54.6%	61.1%	60.8%	59.7%
% of FP17s for the same patient ID Re-attending between 3 & 9 months - Adults	972	1,883	51.6%	55.2%	52.8%	51.7%
% of FP17s for Band 1 Urgent Courses	253	2,584	9.8%	7.6%	8.2%	9.2%
% of FP17s Relating to Free Repair or Replacements	17	2,584	0.7%	0.8%	0.7%	0.7%
% of FP17s Relating to Continuations	0	2,584	0.0%	0.8%	0.8%	0.8%
% of Patients satisfied with the dentistry they have received	0	0	N/A	93.1%	93.2%	93.5%
% of Patients satisfied with the time they had to wait for an appointment	0	0	N/A	89.9%	88.5%	87.4%

* This is based on patients treated on this contract for their most recent course of treatment. Figures in italics indicate the base number of FP17s or Patient Questionnaire responses are less than 100. N/A is shown where the base number of responses is less than 10 during the period. % is calculated as Quantity/Base number*100

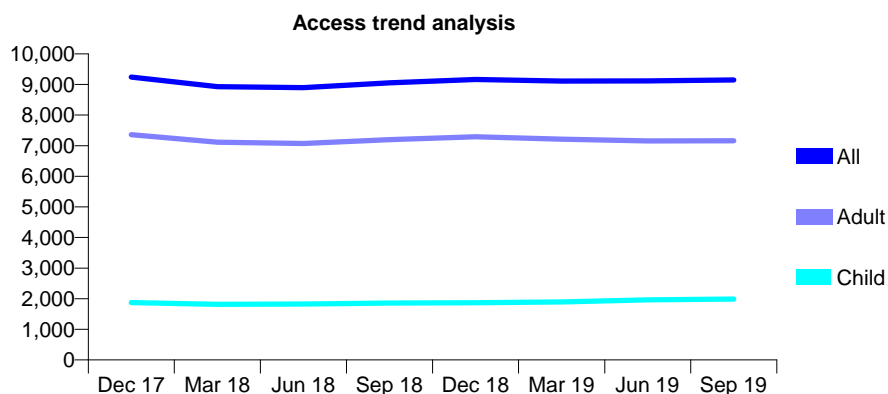
Q60 - Vital Signs At a Glance Contract Report for 110000/0001 - September 2019

Name or company name	Cannock Dental Care
Contract type name	GDS Contract
Purpose of contract	General
Contract start date	01/02/2012
Contract end date	

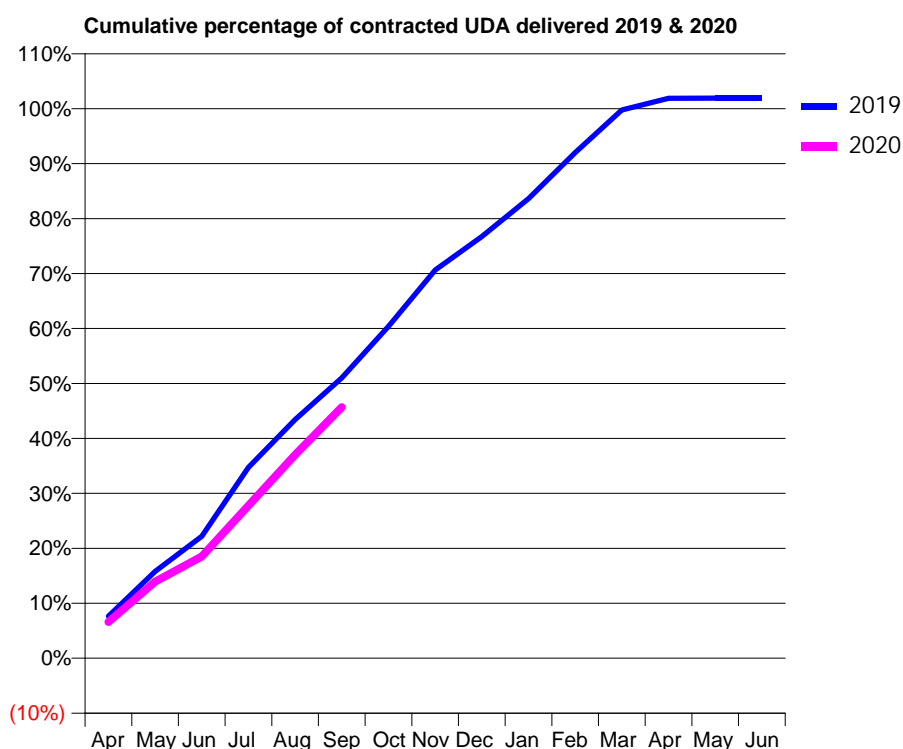
19/20 Contracted general activity (UDA)	25,702
Carry forward general activity (UDA)	-493
19/20 Contracted orthodontic activity (UOA)	0
Carry forward orthodontic activity (UOA)	0
Baseline contract value	£721,408.27

ACCESS*

Patients seen in 24 months	Total	Change since previous quarter
Quarter ending September 2018	9,053	
Quarter ending December 2018	9,160	→
Quarter ending March 2019	9,111	→
Quarter ending June 2019	9,116	→
Quarter ending September 2019	9,149	→
Variance since September 2018	1.1%	→



ACTIVITY



Month	2019	2020
April	1,968	1,694
May	4,063	3,582
June	5,698	4,754
July	8,925	7,136
August	11,166	9,519
September	13,113	11,742
October	15,520	
November	18,155	
December	19,720	
January	21,492	
February	23,645	
March	25,636	
April	26,189	
May	26,192	
June	26,195	

QUALITY

	Quantity	Base Number	Contract	AT	Region	England
% of FP17s for the same patient ID Re-attending within 3 months - Children	71	1,188	6.0%	9.6%	11.3%	11.5%
% of FP17s for the same patient ID Re-attending within 3 months - Adults	470	3,780	12.4%	12.9%	14.7%	15.4%
% of FP17s for the same patient ID Re-attending between 3 & 9 months - Children	487	1,188	41.0%	61.1%	60.8%	59.7%
% of FP17s for the same patient ID Re-attending between 3 & 9 months - Adults	1,365	3,780	36.1%	55.2%	52.8%	51.7%
% of FP17s for Band 1 Urgent Courses	476	4,775	10.0%	7.6%	8.2%	9.2%
% of FP17s Relating to Free Repair or Replacements	68	4,775	1.4%	0.8%	0.7%	0.7%
% of FP17s Relating to Continuations	39	4,775	0.8%	0.8%	0.8%	0.8%
% of Patients satisfied with the dentistry they have received	2	2	N/A	93.1%	93.2%	93.5%
% of Patients satisfied with the time they had to wait for an appointment	2	2	N/A	89.9%	88.5%	87.4%

* This is based on patients treated on this contract for their most recent course of treatment. Figures in italics indicate the base number of FP17s or Patient Questionnaire responses are less than 100. N/A is shown where the base number of responses is less than 10 during the period. % is calculated as Quantity/Base number*100

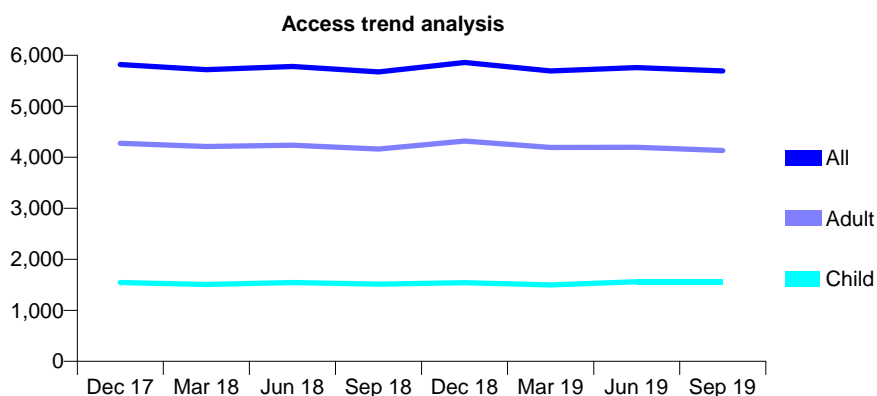
Q60 - Vital Signs At a Glance Contract Report for 116459/0001 - September 2019

Name or company name	High Street Dental Practice
Contract type name	GDS Contract
Purpose of contract	General
Contract start date	15/02/2010
Contract end date	

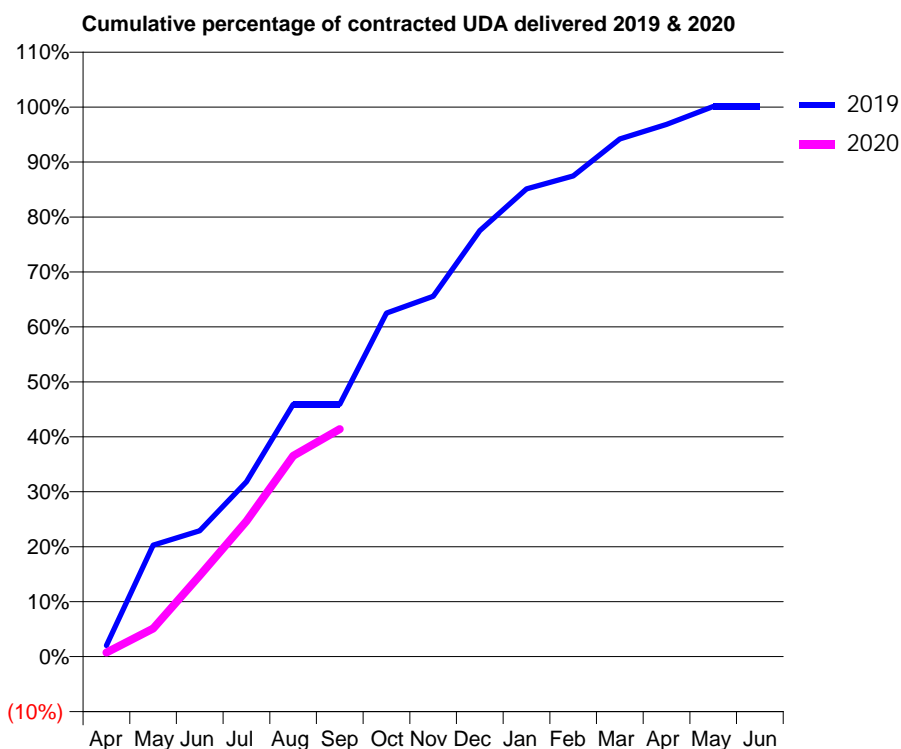
19/20 Contracted general activity (UDA)	15,250
Carry forward general activity (UDA)	-15
19/20 Contracted orthodontic activity (UOA)	0
Carry forward orthodontic activity (UOA)	0
Baseline contract value	£380,775.34

ACCESS*

Patients seen in 24 months	Total	Change since previous quarter
Quarter ending September 2018	5,674	
Quarter ending December 2018	5,858	↑
Quarter ending March 2019	5,692	↓
Quarter ending June 2019	5,759	→
Quarter ending September 2019	5,694	↓
Variance since September 2018	0.4%	→



ACTIVITY



Month	Adjusted Scheduled Activity (UDA)	
	2019	2020
April	310	115
May	3,094	779
June	3,491	2,252
July	4,854	3,761
August	7,001	5,572
September	7,001	6,311
October	9,536	
November	9,998	
December	11,816	
January	12,982	
February	13,339	
March	14,364	
April	14,766	
May	15,266	
June	15,266	

QUALITY

	Quantity	Base Number	Contract	AT	Region	England
% of FP17s for the same patient ID Re-attending within 3 months - Children	39	1,126	3.5%	9.6%	11.3%	11.5%
% of FP17s for the same patient ID Re-attending within 3 months - Adults	225	2,685	8.4%	12.9%	14.7%	15.4%
% of FP17s for the same patient ID Re-attending between 3 & 9 months - Children	717	1,126	63.7%	61.1%	60.8%	59.7%
% of FP17s for the same patient ID Re-attending between 3 & 9 months - Adults	1,702	2,685	63.4%	55.2%	52.8%	51.7%
% of FP17s for Band 1 Urgent Courses	116	3,310	3.5%	7.6%	8.2%	9.2%
% of FP17s Relating to Free Repair or Replacements	17	3,310	0.5%	0.8%	0.7%	0.7%
% of FP17s Relating to Continuations	10	3,310	0.3%	0.8%	0.8%	0.8%
% of Patients satisfied with the dentistry they have received	3	3	N/A	93.1%	93.2%	93.5%
% of Patients satisfied with the time they had to wait for an appointment	3	3	N/A	89.9%	88.5%	87.4%

* This is based on patients treated on this contract for their most recent course of treatment. Figures in italics indicate the base number of FP17s or Patient Questionnaire responses are less than 100. N/A is shown where the base number of responses is less than 10 during the period. % is calculated as Quantity/Base number*100

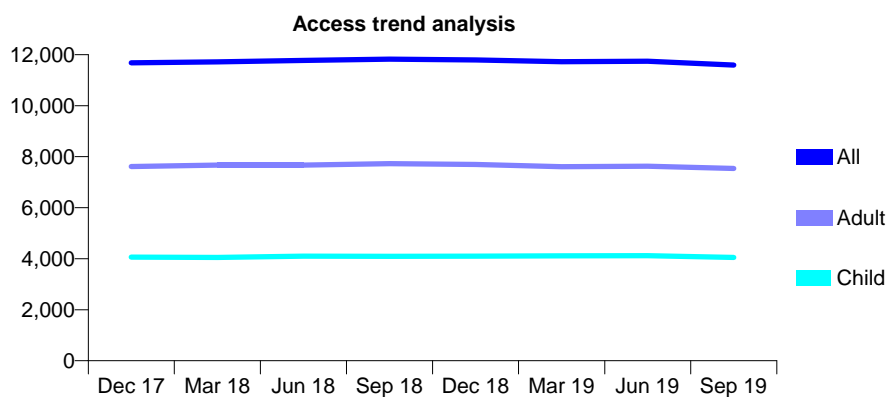
Q60 - Vital Signs At a Glance Contract Report for 116777/0002 - September 2019

Name or company name	Alchemy Dental Practice
Contract type name	GDS Contract
Purpose of contract	General
Contract start date	10/11/2008
Contract end date	

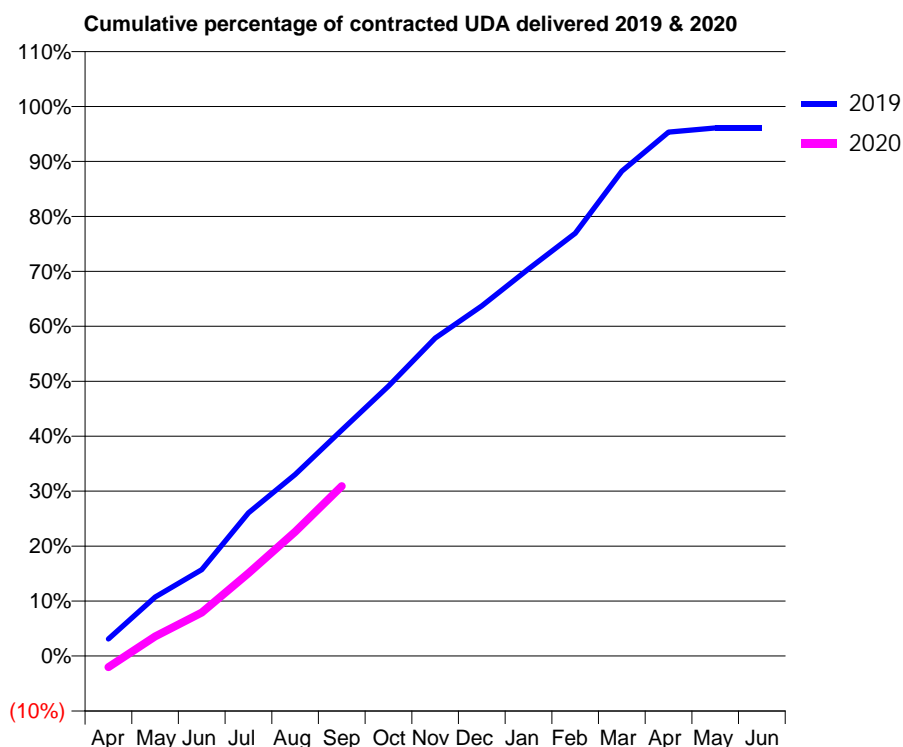
19/20 Contracted general activity (UDA)	30,952
Carry forward general activity (UDA)	1,211
19/20 Contracted orthodontic activity (UOA)	0
Carry forward orthodontic activity (UOA)	0
Baseline contract value	£747,662.25

ACCESS*

Patients seen in 24 months	Total	Change since previous quarter
Quarter ending September 2018	11,826	
Quarter ending December 2018	11,795	→
Quarter ending March 2019	11,726	→
Quarter ending June 2019	11,741	→
Quarter ending September 2019	11,587	↓
Variance since September 2018	(2.0%)	↓



ACTIVITY



Month	Adjusted Scheduled Activity (UDA)	
	2019	2020
April	967	-632
May	3,320	1,108
June	4,860	2,443
July	8,064	4,668
August	10,226	6,997
September	12,725	9,570
October	15,203	
November	17,901	
December	19,719	
January	21,801	
February	23,817	
March	27,306	
April	29,509	
May	29,738	
June	29,741	

QUALITY

	Quantity	Base Number	Contract	AT	Region	England
% of FP17s for the same patient ID Re-attending within 3 months - Children	189	2,451	7.7%	9.6%	11.3%	11.5%
% of FP17s for the same patient ID Re-attending within 3 months - Adults	671	3,976	16.9%	12.9%	14.7%	15.4%
% of FP17s for the same patient ID Re-attending between 3 & 9 months - Children	1,325	2,451	54.1%	61.1%	60.8%	59.7%
% of FP17s for the same patient ID Re-attending between 3 & 9 months - Adults	1,681	3,976	42.3%	55.2%	52.8%	51.7%
% of FP17s for Band 1 Urgent Courses	687	5,259	13.1%	7.6%	8.2%	9.2%
% of FP17s Relating to Free Repair or Replacements	34	5,259	0.6%	0.8%	0.7%	0.7%
% of FP17s Relating to Continuations	44	5,259	0.8%	0.8%	0.8%	0.8%
% of Patients satisfied with the dentistry they have received	4	5	N/A	93.1%	93.2%	93.5%
% of Patients satisfied with the time they had to wait for an appointment	3	5	N/A	89.9%	88.5%	87.4%

* This is based on patients treated on this contract for their most recent course of treatment. Figures in italics indicate the base number of FP17s or Patient Questionnaire responses are less than 100. N/A is shown where the base number of responses is less than 10 during the period. % is calculated as Quantity/Base number*100

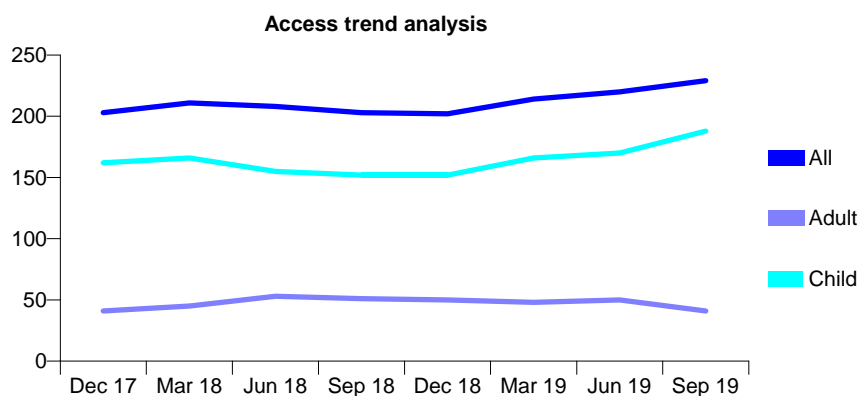
Q60 - Vital Signs At a Glance Contract Report for 117943/0001 - September 2019

Name or company name	The Staffordshire Clinic NHS Contract Partr
Contract type name	GDS Contract
Purpose of contract	General
Contract start date	04/09/2014
Contract end date	

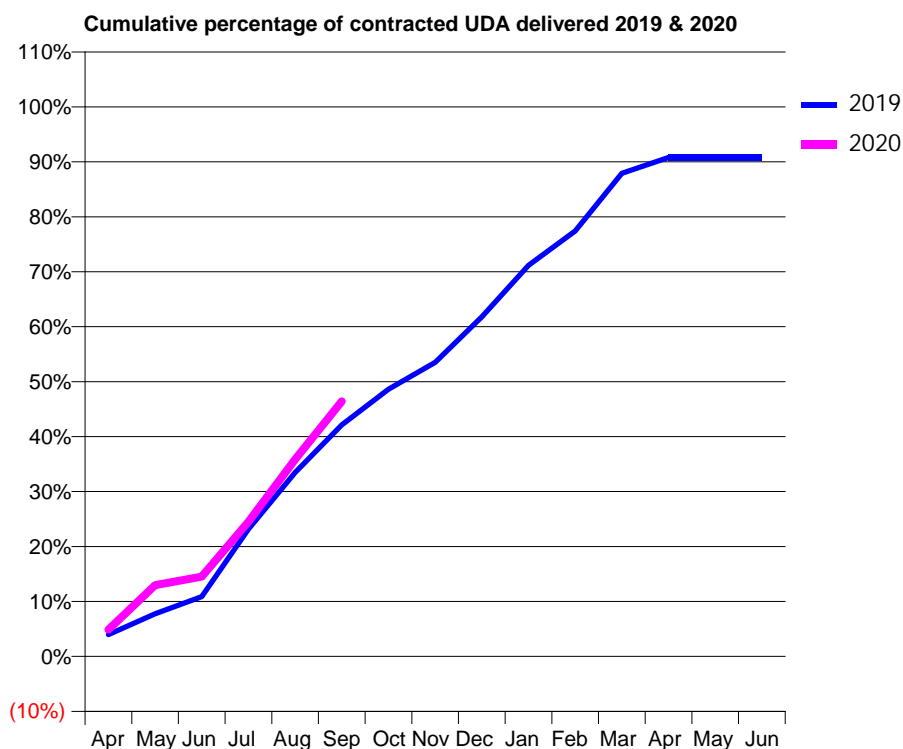
19/20 Contracted general activity (UDA)	450
Carry forward general activity (UDA)	0
19/20 Contracted orthodontic activity (UOA)	0
Carry forward orthodontic activity (UOA)	0
Baseline contract value	£11,739.41

ACCESS*

Patients seen in 24 months	Total	Change since previous quarter
Quarter ending September 2018	203	
Quarter ending December 2018	202	→
Quarter ending March 2019	214	↑
Quarter ending June 2019	220	↑
Quarter ending September 2019	229	↑
Variance since September 2018	12.8%	↑



ACTIVITY



Month	2019	2020
April	18	22
May	35	58
June	49	65
July	104	110
August	151	161
September	190	209
October	219	
November	241	
December	278	
January	320	
February	348	
March	396	
April	409	
May	409	
June	409	

QUALITY

	Quantity	Base Number	Contract	AT	Region	England
% of FP17s for the same patient ID Re-attending within 3 months - Children	4	151	2.6%	9.6%	11.3%	11.5%
% of FP17s for the same patient ID Re-attending within 3 months - Adults	0	24	0.0%	12.9%	14.7%	15.4%
% of FP17s for the same patient ID Re-attending between 3 & 9 months - Children	85	151	56.3%	61.1%	60.8%	59.7%
% of FP17s for the same patient ID Re-attending between 3 & 9 months - Adults	11	24	45.8%	55.2%	52.8%	51.7%
% of FP17s for Band 1 Urgent Courses	4	156	2.6%	7.6%	8.2%	9.2%
% of FP17s Relating to Free Repair or Replacements	0	156	0.0%	0.8%	0.7%	0.7%
% of FP17s Relating to Continuations	0	156	0.0%	0.8%	0.8%	0.8%
% of Patients satisfied with the dentistry they have received	0	0	N/A	93.1%	93.2%	93.5%
% of Patients satisfied with the time they had to wait for an appointment	0	0	N/A	89.9%	88.5%	87.4%

* This is based on patients treated on this contract for their most recent course of treatment. Figures in italics indicate the base number of FP17s or Patient Questionnaire responses are less than 100. N/A is shown where the base number of responses is less than 10 during the period. % is calculated as Quantity/Base number*100

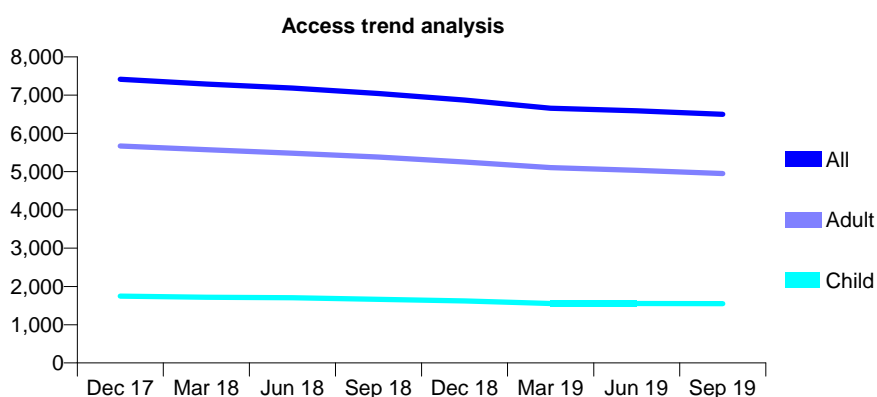
Q60 - Vital Signs At a Glance Contract Report for 119091/0001 - September 2019

Name or company name	TLC 4 Smiles
Contract type name	GDS Contract
Purpose of contract	General
Contract start date	01/05/2007
Contract end date	

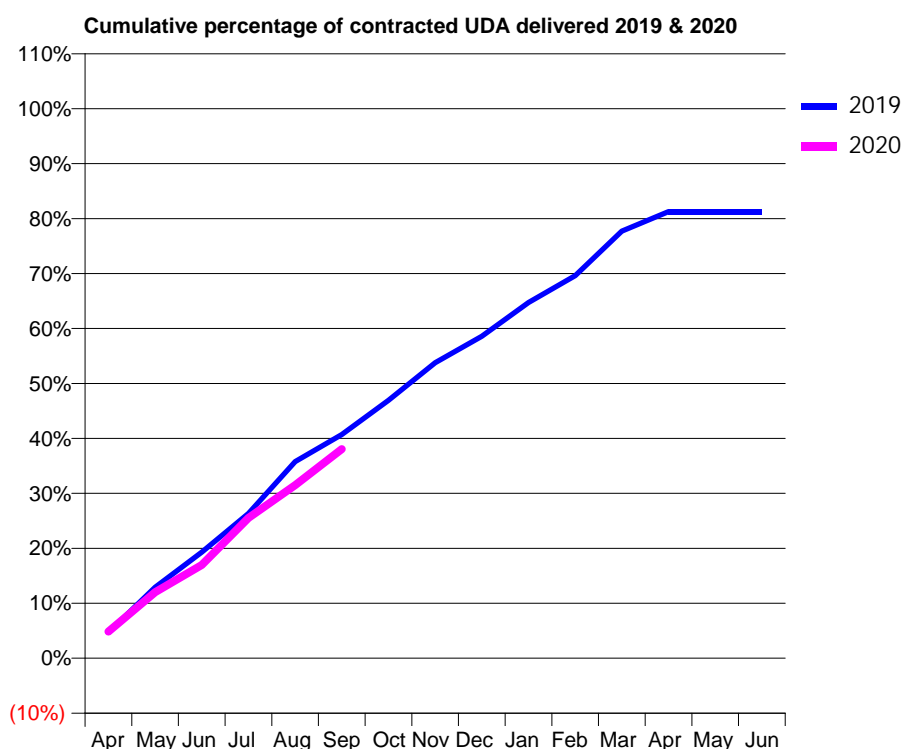
19/20 Contracted general activity (UDA)	22,000
Carry forward general activity (UDA)	0
19/20 Contracted orthodontic activity (UOA)	0
Carry forward orthodontic activity (UOA)	0
Baseline contract value	£631,108.54

ACCESS*

Patients seen in 24 months	Total	Change since previous quarter
Quarter ending September 2018	7,044	
Quarter ending December 2018	6,872	↓
Quarter ending March 2019	6,657	↓
Quarter ending June 2019	6,591	→
Quarter ending September 2019	6,500	↓
Variance since September 2018	(7.7%)	↓



ACTIVITY



Month	2019	2020
April	1,040	1,069
May	2,845	2,647
June	4,245	3,733
July	5,797	5,621
August	7,873	6,934
September	8,954	8,375
October	10,320	
November	11,833	
December	12,891	
January	14,240	
February	15,315	
March	17,096	
April	17,877	
May	17,877	
June	17,877	

QUALITY

	Quantity	Base Number	Contract	AT	Region	England
% of FP17s for the same patient ID Re-attending within 3 months - Children	71	1,093	6.5%	9.6%	11.3%	11.5%
% of FP17s for the same patient ID Re-attending within 3 months - Adults	440	3,410	12.9%	12.9%	14.7%	15.4%
% of FP17s for the same patient ID Re-attending between 3 & 9 months - Children	624	1,093	57.1%	61.1%	60.8%	59.7%
% of FP17s for the same patient ID Re-attending between 3 & 9 months - Adults	1,959	3,410	57.4%	55.2%	52.8%	51.7%
% of FP17s for Band 1 Urgent Courses	214	4,167	5.1%	7.6%	8.2%	9.2%
% of FP17s Relating to Free Repair or Replacements	64	4,167	1.5%	0.8%	0.7%	0.7%
% of FP17s Relating to Continuations	18	4,167	0.4%	0.8%	0.8%	0.8%
% of Patients satisfied with the dentistry they have received	2	2	N/A	93.1%	93.2%	93.5%
% of Patients satisfied with the time they had to wait for an appointment	1	2	N/A	89.9%	88.5%	87.4%

* This is based on patients treated on this contract for their most recent course of treatment. Figures in italics indicate the base number of FP17s or Patient Questionnaire responses are less than 100. N/A is shown where the base number of responses is less than 10 during the period. % is calculated as Quantity/Base number*100

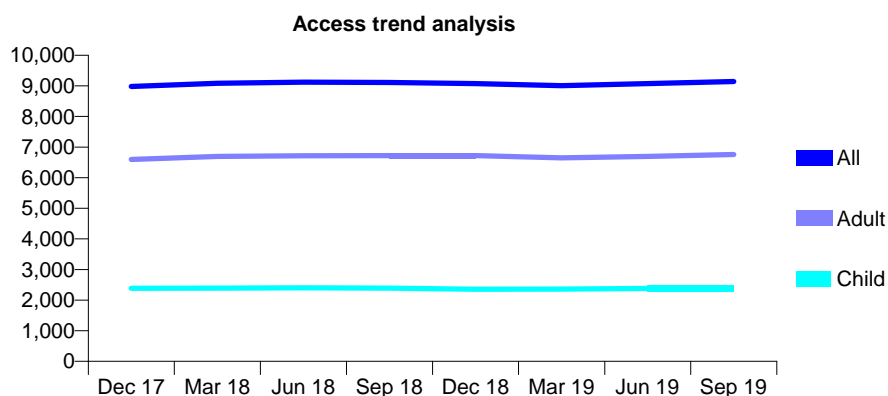
Q60 - Vital Signs At a Glance Contract Report for 120049/0001 - September 2019

Name or company name	Sneyd Green Dental Practice
Contract type name	GDS Contract
Purpose of contract	General
Contract start date	01/06/2010
Contract end date	

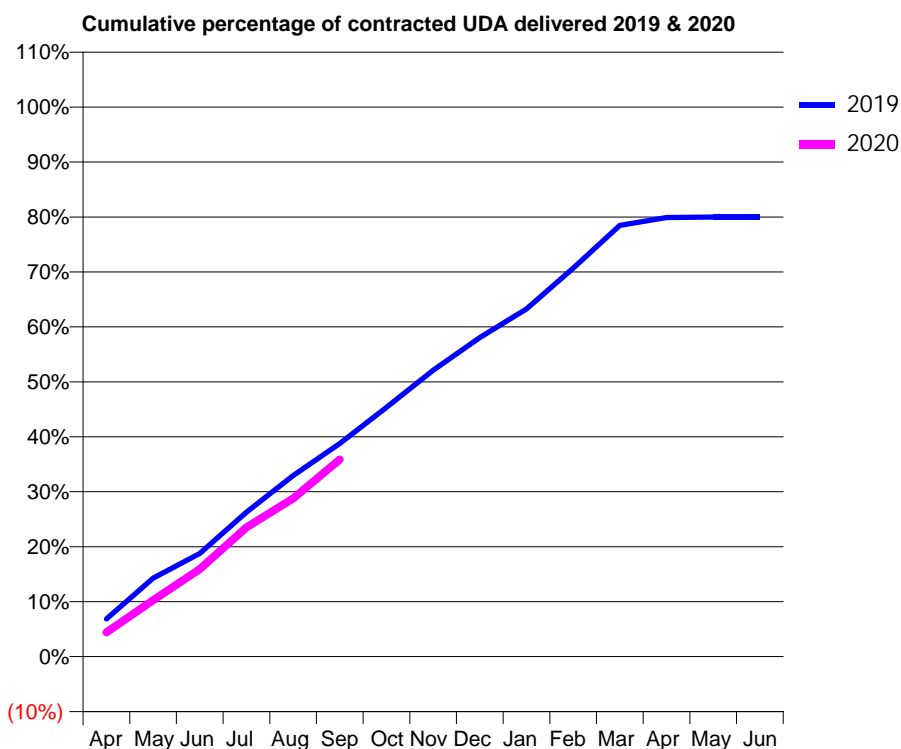
19/20 Contracted general activity (UDA)	26,893
Carry forward general activity (UDA)	0
19/20 Contracted orthodontic activity (UOA)	0
Carry forward orthodontic activity (UOA)	0
Baseline contract value	£780,904.33

ACCESS*

Patients seen in 24 months	Total	Change since previous quarter
Quarter ending September 2018	9,115	
Quarter ending December 2018	9,074	→
Quarter ending March 2019	9,008	→
Quarter ending June 2019	9,076	→
Quarter ending September 2019	9,142	→
Variance since September 2018	0.3%	→



ACTIVITY



Month	Adjusted Scheduled Activity (UDA)	
	2019	2020
April	1,841	1,185
May	3,838	2,761
June	5,050	4,286
July	7,073	6,327
August	8,859	7,741
September	10,432	9,643
October	12,203	
November	14,018	
December	15,614	
January	17,019	
February	19,015	
March	21,105	
April	21,488	
May	21,509	
June	21,510	

QUALITY

	Quantity	Base Number	Contract	AT	Region	England
% of FP17s for the same patient ID Re-attending within 3 months - Children	45	1,489	3.0%	9.6%	11.3%	11.5%
% of FP17s for the same patient ID Re-attending within 3 months - Adults	183	3,806	4.8%	12.9%	14.7%	15.4%
% of FP17s for the same patient ID Re-attending between 3 & 9 months - Children	818	1,489	54.9%	61.1%	60.8%	59.7%
% of FP17s for the same patient ID Re-attending between 3 & 9 months - Adults	2,073	3,806	54.5%	55.2%	52.8%	51.7%
% of FP17s for Band 1 Urgent Courses	144	5,068	2.8%	7.6%	8.2%	9.2%
% of FP17s Relating to Free Repair or Replacements	35	5,068	0.7%	0.8%	0.7%	0.7%
% of FP17s Relating to Continuations	11	5,068	0.2%	0.8%	0.8%	0.8%
% of Patients satisfied with the dentistry they have received	2	2	N/A	93.1%	93.2%	93.5%
% of Patients satisfied with the time they had to wait for an appointment	2	2	N/A	89.9%	88.5%	87.4%

* This is based on patients treated on this contract for their most recent course of treatment. Figures in italics indicate the base number of FP17s or Patient Questionnaire responses are less than 100. N/A is shown where the base number of responses is less than 10 during the period. % is calculated as Quantity/Base number*100

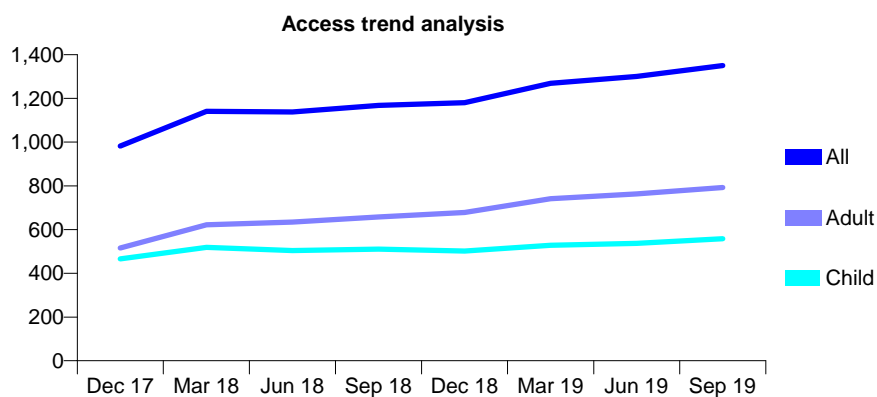
Q60 - Vital Signs At a Glance Contract Report for 120227/0001 - September 2019

Name or company name	SpaDental Wem LLP
Contract type name	GDS Contract
Purpose of contract	General
Contract start date	01/04/2015
Contract end date	

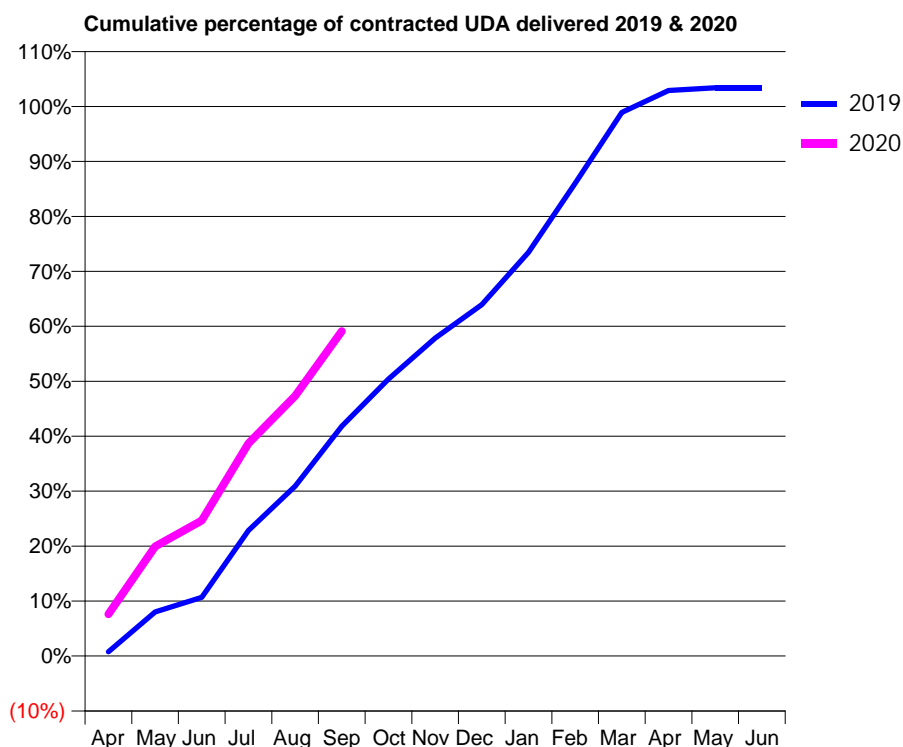
19/20 Contracted general activity (UDA)	2,870
Carry forward general activity (UDA)	-57
19/20 Contracted orthodontic activity (UOA)	0
Carry forward orthodontic activity (UOA)	0
Baseline contract value	£75,048.36

ACCESS*

Patients seen in 24 months	Total	Change since previous quarter
Quarter ending September 2018	1,168	
Quarter ending December 2018	1,180	→
Quarter ending March 2019	1,269	↑
Quarter ending June 2019	1,300	↑
Quarter ending September 2019	1,350	↑
Variance since September 2018	15.6%	↑



ACTIVITY



Month	Adjusted Scheduled Activity (UDA)	
	2019	2020
April	22	218
May	230	572
June	307	707
July	656	1,111
August	887	1,358
September	1,200	1,696
October	1,446	
November	1,661	
December	1,835	
January	2,109	
February	2,469	
March	2,838	
April	2,953	
May	2,968	
June	2,968	

QUALITY

	Quantity	Base Number	Contract	AT	Region	England
% of FP17s for the same patient ID Re-attending within 3 months - Children	102	624	16.3%	9.6%	11.3%	11.5%
% of FP17s for the same patient ID Re-attending within 3 months - Adults	83	584	14.2%	12.9%	14.7%	15.4%
% of FP17s for the same patient ID Re-attending between 3 & 9 months - Children	369	624	59.1%	61.1%	60.8%	59.7%
% of FP17s for the same patient ID Re-attending between 3 & 9 months - Adults	323	584	55.3%	55.2%	52.8%	51.7%
% of FP17s for Band 1 Urgent Courses	96	1,125	8.5%	7.6%	8.2%	9.2%
% of FP17s Relating to Free Repair or Replacements	0	1,125	0.0%	0.8%	0.7%	0.7%
% of FP17s Relating to Continuations	8	1,125	0.7%	0.8%	0.8%	0.8%
% of Patients satisfied with the dentistry they have received	0	0	N/A	93.1%	93.2%	93.5%
% of Patients satisfied with the time they had to wait for an appointment	0	0	N/A	89.9%	88.5%	87.4%

* This is based on patients treated on this contract for their most recent course of treatment. Figures in italics indicate the base number of FP17s or Patient Questionnaire responses are less than 100. N/A is shown where the base number of responses is less than 10 during the period. % is calculated as Quantity/Base number*100

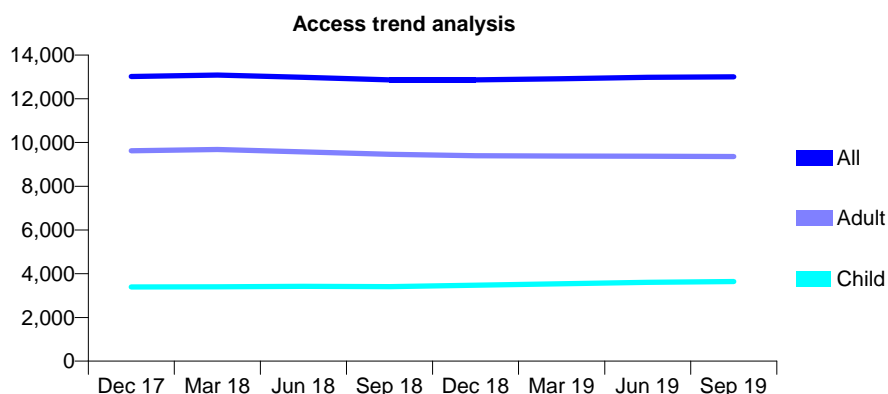
Q60 - Vital Signs At a Glance Contract Report for 121363/0001 - September 2019

Name or company name	Boulevard Dental Practice
Contract type name	GDS Contract
Purpose of contract	General
Contract start date	01/12/2010
Contract end date	

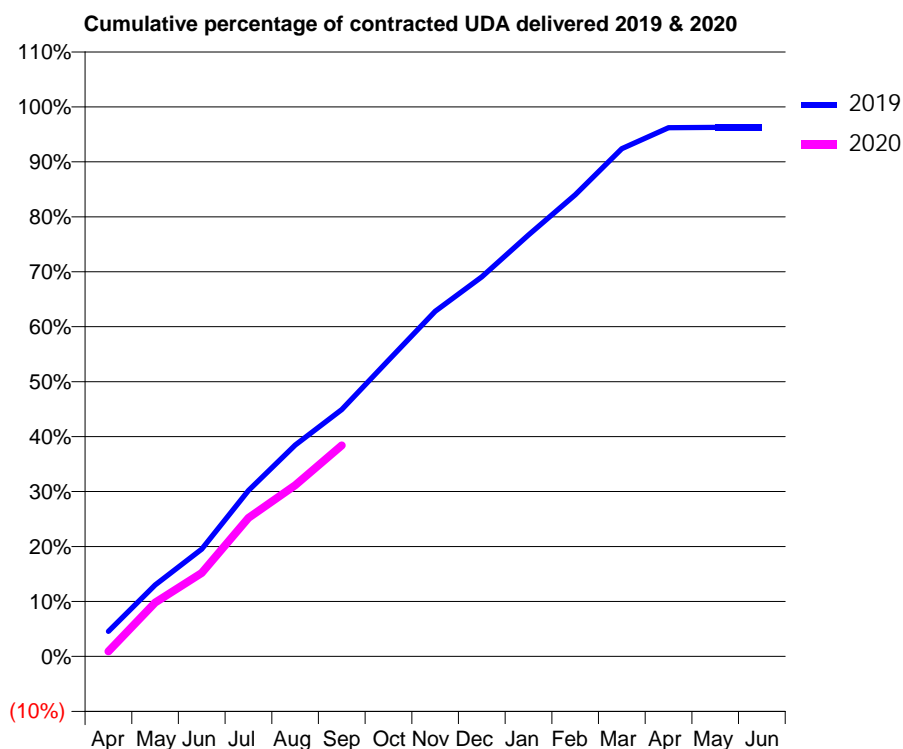
19/20 Contracted general activity (UDA)	30,024
Carry forward general activity (UDA)	1,124
19/20 Contracted orthodontic activity (UOA)	0
Carry forward orthodontic activity (UOA)	0
Baseline contract value	£852,875.59

ACCESS*

Patients seen in 24 months	Total	Change since previous quarter
Quarter ending September 2018	12,861	
Quarter ending December 2018	12,868	→
Quarter ending March 2019	12,918	→
Quarter ending June 2019	12,984	→
Quarter ending September 2019	13,000	→
Variance since September 2018	1.1%	→



ACTIVITY



Month	2019	2020
April	1,366	280
May	3,900	2,940
June	5,860	4,565
July	9,057	7,565
August	11,541	9,352
September	13,488	11,528
October	16,176	
November	18,862	
December	20,732	
January	23,027	
February	25,224	
March	27,740	
April	28,881	
May	28,900	
June	28,900	

QUALITY

	Quantity	Base Number	Contract	AT	Region	England
% of FP17s for the same patient ID Re-attending within 3 months - Children	69	2,530	2.7%	9.6%	11.3%	11.5%
% of FP17s for the same patient ID Re-attending within 3 months - Adults	269	4,899	5.5%	12.9%	14.7%	15.4%
% of FP17s for the same patient ID Re-attending between 3 & 9 months - Children	1,665	2,530	65.8%	61.1%	60.8%	59.7%
% of FP17s for the same patient ID Re-attending between 3 & 9 months - Adults	1,706	4,899	34.8%	55.2%	52.8%	51.7%
% of FP17s for Band 1 Urgent Courses	195	6,850	2.8%	7.6%	8.2%	9.2%
% of FP17s Relating to Free Repair or Replacements	15	6,850	0.2%	0.8%	0.7%	0.7%
% of FP17s Relating to Continuations	71	6,850	1.0%	0.8%	0.8%	0.8%
% of Patients satisfied with the dentistry they have received	2	2	N/A	93.1%	93.2%	93.5%
% of Patients satisfied with the time they had to wait for an appointment	2	2	N/A	89.9%	88.5%	87.4%

* This is based on patients treated on this contract for their most recent course of treatment. Figures in italics indicate the base number of FP17s or Patient Questionnaire responses are less than 100. N/A is shown where the base number of responses is less than 10 during the period. % is calculated as Quantity/Base number*100

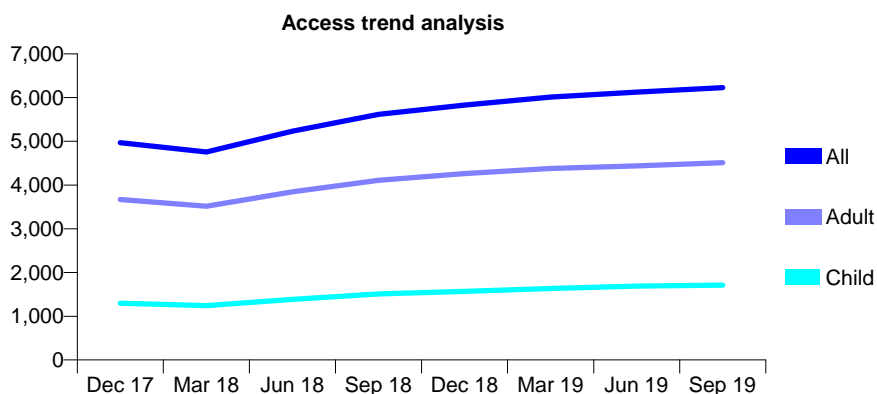
Q60 - Vital Signs At a Glance Contract Report for 121495/0001 - September 2019

Name or company name	The Smileworks Ltd
Contract type name	GDS Contract
Purpose of contract	General
Contract start date	01/12/2009
Contract end date	

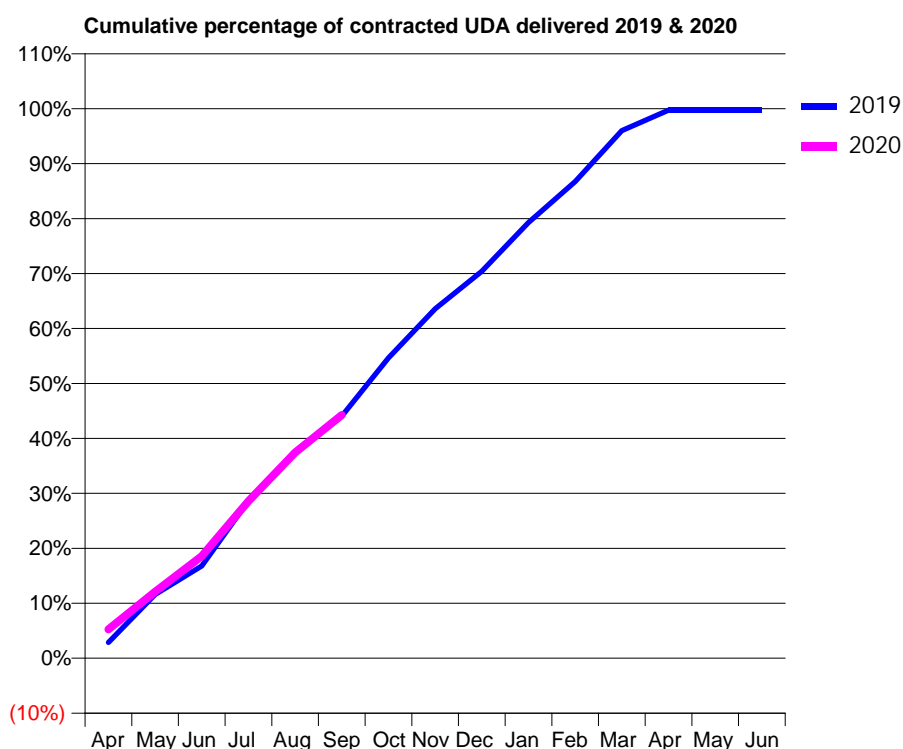
19/20 Contracted general activity (UDA)	18,313
Carry forward general activity (UDA)	49
19/20 Contracted orthodontic activity (UOA)	0
Carry forward orthodontic activity (UOA)	0
Baseline contract value	£528,416.04

ACCESS*

Patients seen in 24 months	Total	Change since previous quarter
Quarter ending September 2018	5,618	
Quarter ending December 2018	5,831	↑
Quarter ending March 2019	6,013	↑
Quarter ending June 2019	6,127	→
Quarter ending September 2019	6,227	→
Variance since September 2018	10.8%	↑



ACTIVITY



Month	2019	2020
April	528	964
May	2,126	2,216
June	3,072	3,401
July	5,247	5,232
August	6,834	6,854
September	8,069	8,103
October	10,005	
November	11,646	
December	12,896	
January	14,523	
February	15,884	
March	17,579	
April	18,263	
May	18,263	
June	18,263	

QUALITY

	Quantity	Base Number	Contract	AT	Region	England
% of FP17s for the same patient ID Re-attending within 3 months - Children	122	1,375	8.9%	9.6%	11.3%	11.5%
% of FP17s for the same patient ID Re-attending within 3 months - Adults	440	3,263	13.5%	12.9%	14.7%	15.4%
% of FP17s for the same patient ID Re-attending between 3 & 9 months - Children	748	1,375	54.4%	61.1%	60.8%	59.7%
% of FP17s for the same patient ID Re-attending between 3 & 9 months - Adults	1,752	3,263	53.7%	55.2%	52.8%	51.7%
% of FP17s for Band 1 Urgent Courses	397	4,243	9.4%	7.6%	8.2%	9.2%
% of FP17s Relating to Free Repair or Replacements	27	4,243	0.6%	0.8%	0.7%	0.7%
% of FP17s Relating to Continuations	65	4,243	1.5%	0.8%	0.8%	0.8%
% of Patients satisfied with the dentistry they have received	2	2	N/A	93.1%	93.2%	93.5%
% of Patients satisfied with the time they had to wait for an appointment	1	2	N/A	89.9%	88.5%	87.4%

* This is based on patients treated on this contract for their most recent course of treatment. Figures in italics indicate the base number of FP17s or Patient Questionnaire responses are less than 100. N/A is shown where the base number of responses is less than 10 during the period. % is calculated as Quantity/Base number*100

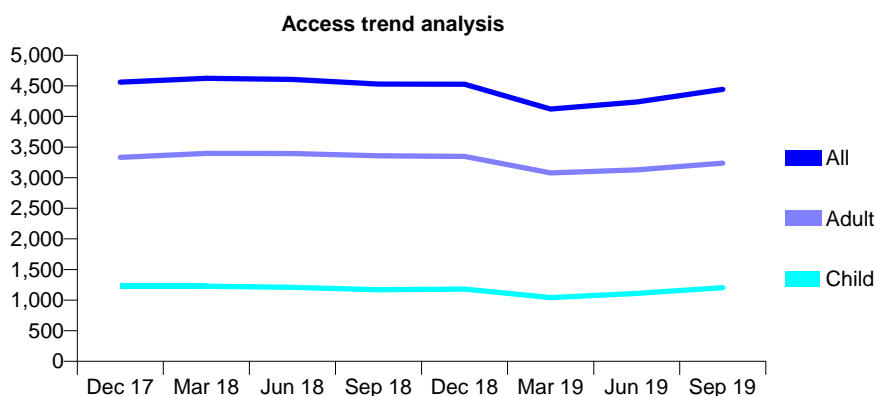
Q60 - Vital Signs At a Glance Contract Report for 121495/0002 - September 2019

Name or company name	The Smileworks Ltd
Contract type name	GDS Contract
Purpose of contract	General and Orthodontic
Contract start date	01/12/2009
Contract end date	

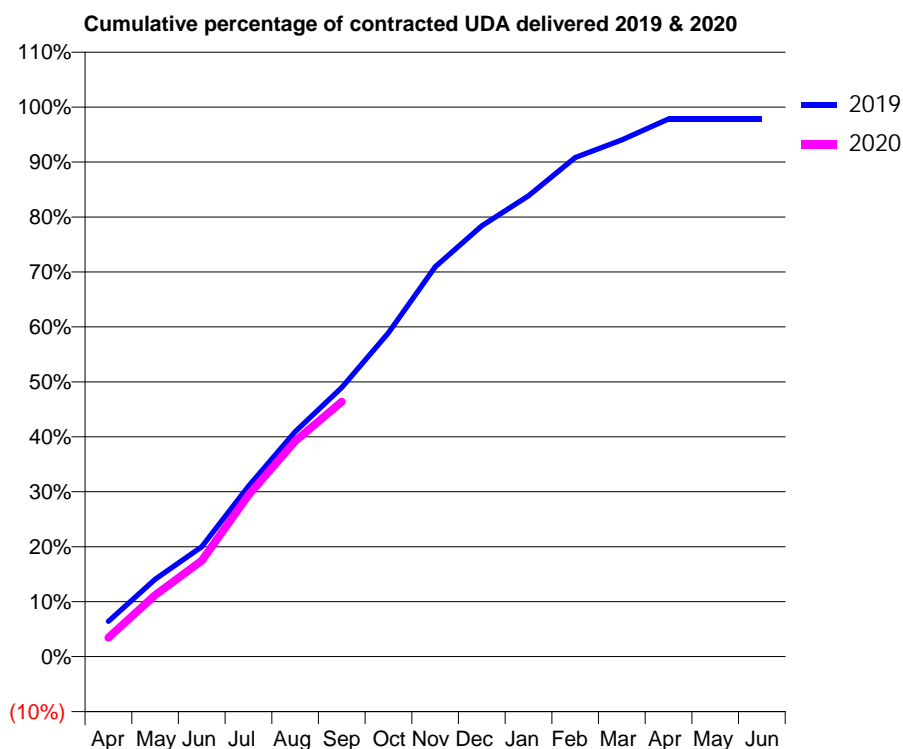
19/20 Contracted general activity (UDA)	10,000
Carry forward general activity (UDA)	217
19/20 Contracted orthodontic activity (UOA)	932
Carry forward orthodontic activity (UOA)	-18
Baseline contract value	£324,288.54

ACCESS*

Patients seen in 24 months	Total	Change since previous quarter
Quarter ending September 2018	4,529	
Quarter ending December 2018	4,527	→
Quarter ending March 2019	4,121	↓
Quarter ending June 2019	4,237	↑
Quarter ending September 2019	4,443	↑
Variance since September 2018	(1.9%)	↓



ACTIVITY



Month	Adjusted Scheduled Activity (UDA)	
	2019	2020
April	641	345
May	1,410	1,120
June	1,998	1,745
July	3,099	2,940
August	4,092	3,922
September	4,899	4,639
October	5,892	
November	7,092	
December	7,837	
January	8,386	
February	9,082	
March	9,402	
April	9,782	
May	9,782	
June	9,782	

QUALITY

	Quantity	Base Number	Contract	AT	Region	England
% of FP17s for the same patient ID Re-attending within 3 months - Children	64	1,089	5.9%	9.6%	11.3%	11.5%
% of FP17s for the same patient ID Re-attending within 3 months - Adults	216	2,396	9.0%	12.9%	14.7%	15.4%
% of FP17s for the same patient ID Re-attending between 3 & 9 months - Children	519	1,089	47.7%	61.1%	60.8%	59.7%
% of FP17s for the same patient ID Re-attending between 3 & 9 months - Adults	1,050	2,396	43.8%	55.2%	52.8%	51.7%
% of FP17s for Band 1 Urgent Courses	256	2,741	9.3%	7.6%	8.2%	9.2%
% of FP17s Relating to Free Repair or Replacements	25	2,741	0.9%	0.8%	0.7%	0.7%
% of FP17s Relating to Continuations	18	2,741	0.7%	0.8%	0.8%	0.8%
% of Patients satisfied with the dentistry they have received	4	4	N/A	93.1%	93.2%	93.5%
% of Patients satisfied with the time they had to wait for an appointment	4	4	N/A	89.9%	88.5%	87.4%

* This is based on patients treated on this contract for their most recent course of treatment. Figures in italics indicate the base number of FP17s or Patient Questionnaire responses are less than 100. N/A is shown where the base number of responses is less than 10 during the period. % is calculated as Quantity/Base number*100

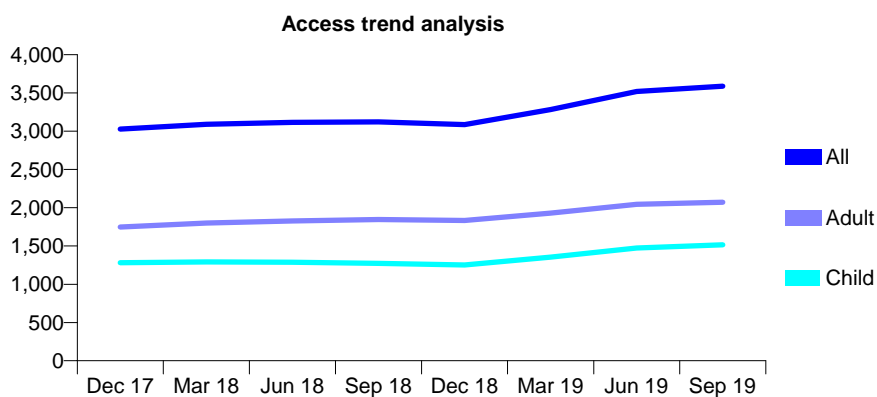
Q60 - Vital Signs At a Glance Contract Report for 123153/0001 - September 2019

Name or company name	MAF Dentistry Ltd
Contract type name	GDS Contract
Purpose of contract	General
Contract start date	01/04/2010
Contract end date	

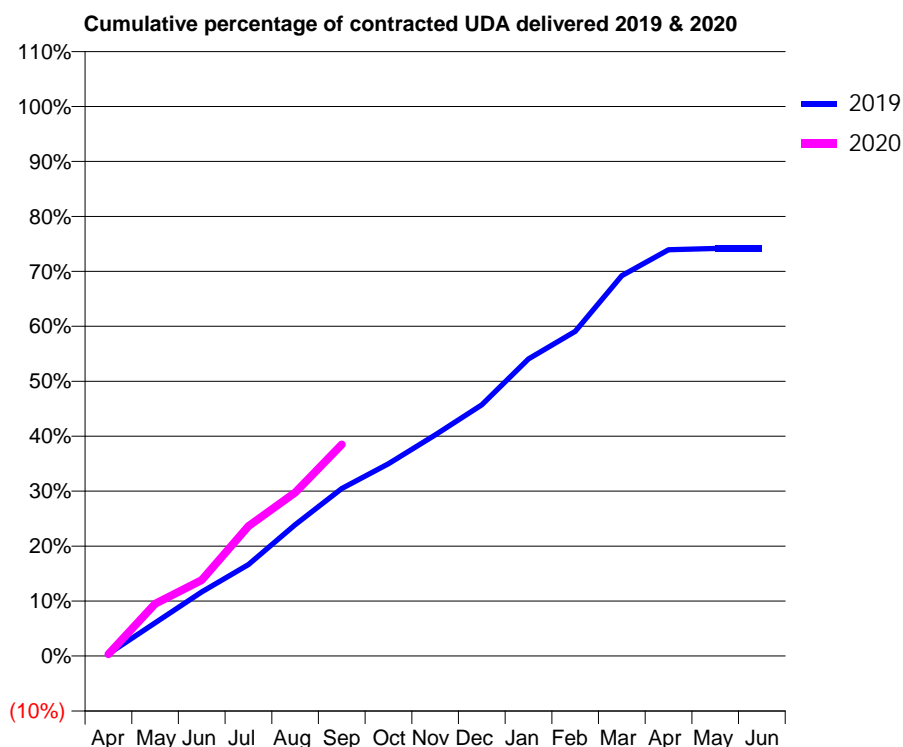
19/20 Contracted general activity (UDA)	9,232
Carry forward general activity (UDA)	0
19/20 Contracted orthodontic activity (UOA)	0
Carry forward orthodontic activity (UOA)	0
Baseline contract value	£217,069.10

ACCESS*

Patients seen in 24 months	Total	Change since previous quarter
Quarter ending September 2018	3,120	
Quarter ending December 2018	3,086	↓
Quarter ending March 2019	3,282	↑
Quarter ending June 2019	3,520	↑
Quarter ending September 2019	3,587	→
Variance since September 2018	15.0%	↑



ACTIVITY



Month	Adjusted Scheduled Activity (UDA)	
	2019	2020
April	36	30
May	533	879
June	1,028	1,276
July	1,464	2,182
August	2,103	2,747
September	2,684	3,552
October	3,081	
November	3,542	
December	4,024	
January	4,759	
February	5,200	
March	6,092	
April	6,509	
May	6,529	
June	6,529	

QUALITY

	Quantity	Base Number	Contract	AT	Region	England
% of FP17s for the same patient ID Re-attending within 3 months - Children	49	1,185	4.1%	9.6%	11.3%	11.5%
% of FP17s for the same patient ID Re-attending within 3 months - Adults	163	1,526	10.7%	12.9%	14.7%	15.4%
% of FP17s for the same patient ID Re-attending between 3 & 9 months - Children	661	1,185	55.8%	61.1%	60.8%	59.7%
% of FP17s for the same patient ID Re-attending between 3 & 9 months - Adults	893	1,526	58.5%	55.2%	52.8%	51.7%
% of FP17s for Band 1 Urgent Courses	80	2,447	3.3%	7.6%	8.2%	9.2%
% of FP17s Relating to Free Repair or Replacements	3	2,447	0.1%	0.8%	0.7%	0.7%
% of FP17s Relating to Continuations	6	2,447	0.2%	0.8%	0.8%	0.8%
% of Patients satisfied with the dentistry they have received	2	2	N/A	93.1%	93.2%	93.5%
% of Patients satisfied with the time they had to wait for an appointment	2	2	N/A	89.9%	88.5%	87.4%

* This is based on patients treated on this contract for their most recent course of treatment. Figures in italics indicate the base number of FP17s or Patient Questionnaire responses are less than 100. N/A is shown where the base number of responses is less than 10 during the period. % is calculated as Quantity/Base number*100

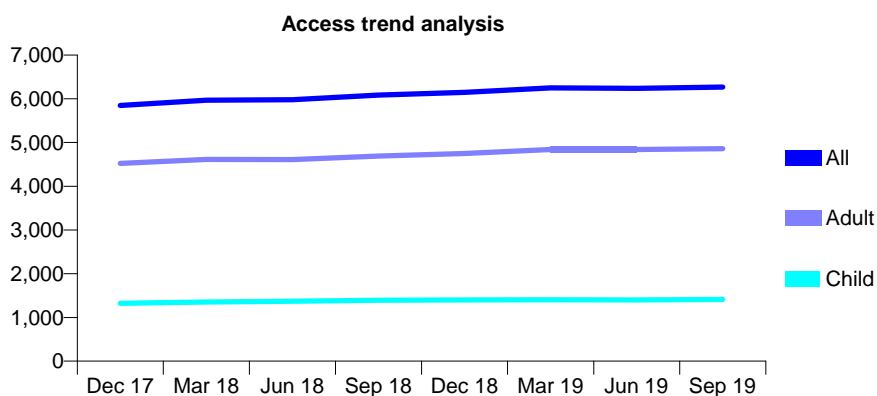
Q60 - Vital Signs At a Glance Contract Report for 124540/0001 - September 2019

Name or company name	Campbell Dental Practice Ltd
Contract type name	GDS Contract
Purpose of contract	General
Contract start date	01/04/2014
Contract end date	

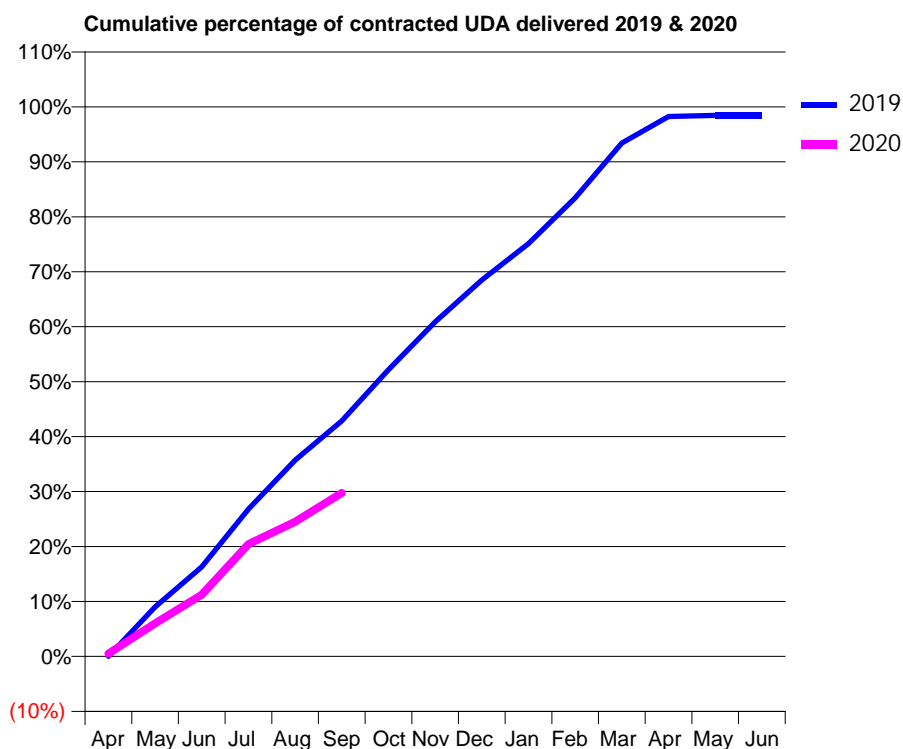
19/20 Contracted general activity (UDA)	23,388
Carry forward general activity (UDA)	363
19/20 Contracted orthodontic activity (UOA)	0
Carry forward orthodontic activity (UOA)	0
Baseline contract value	£549,498.42

ACCESS*

Patients seen in 24 months	Total	Change since previous quarter
Quarter ending September 2018	6,083	
Quarter ending December 2018	6,149	→
Quarter ending March 2019	6,249	→
Quarter ending June 2019	6,240	→
Quarter ending September 2019	6,269	→
Variance since September 2018	3.1%	↑



ACTIVITY



Month	Adjusted Scheduled Activity (UDA)	
	2019	2020
April	-5	122
May	2,110	1,407
June	3,810	2,623
July	6,268	4,782
August	8,353	5,736
September	10,021	6,956
October	12,204	
November	14,236	
December	16,017	
January	17,569	
February	19,517	
March	21,845	
April	22,976	
May	23,021	
June	23,024	

QUALITY

	Quantity	Base Number	Contract	AT	Region	England
% of FP17s for the same patient ID Re-attending within 3 months - Children	69	870	7.9%	9.6%	11.3%	11.5%
% of FP17s for the same patient ID Re-attending within 3 months - Adults	405	3,072	13.2%	12.9%	14.7%	15.4%
% of FP17s for the same patient ID Re-attending between 3 & 9 months - Children	584	870	67.1%	61.1%	60.8%	59.7%
% of FP17s for the same patient ID Re-attending between 3 & 9 months - Adults	1,954	3,072	63.6%	55.2%	52.8%	51.7%
% of FP17s for Band 1 Urgent Courses	372	3,534	10.5%	7.6%	8.2%	9.2%
% of FP17s Relating to Free Repair or Replacements	34	3,534	1.0%	0.8%	0.7%	0.7%
% of FP17s Relating to Continuations	17	3,534	0.5%	0.8%	0.8%	0.8%
% of Patients satisfied with the dentistry they have received	2	2	N/A	93.1%	93.2%	93.5%
% of Patients satisfied with the time they had to wait for an appointment	2	2	N/A	89.9%	88.5%	87.4%

* This is based on patients treated on this contract for their most recent course of treatment. Figures in italics indicate the base number of FP17s or Patient Questionnaire responses are less than 100. N/A is shown where the base number of responses is less than 10 during the period. % is calculated as Quantity/Base number*100

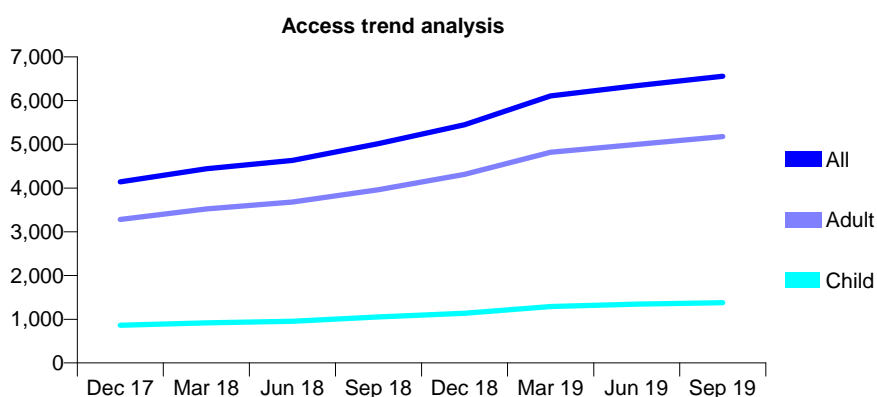
Q60 - Vital Signs At a Glance Contract Report for 126950/0001 - September 2019

Name or company name	Monkmoor Dental Practice
Contract type name	GDS Contract
Purpose of contract	General
Contract start date	01/12/2013
Contract end date	

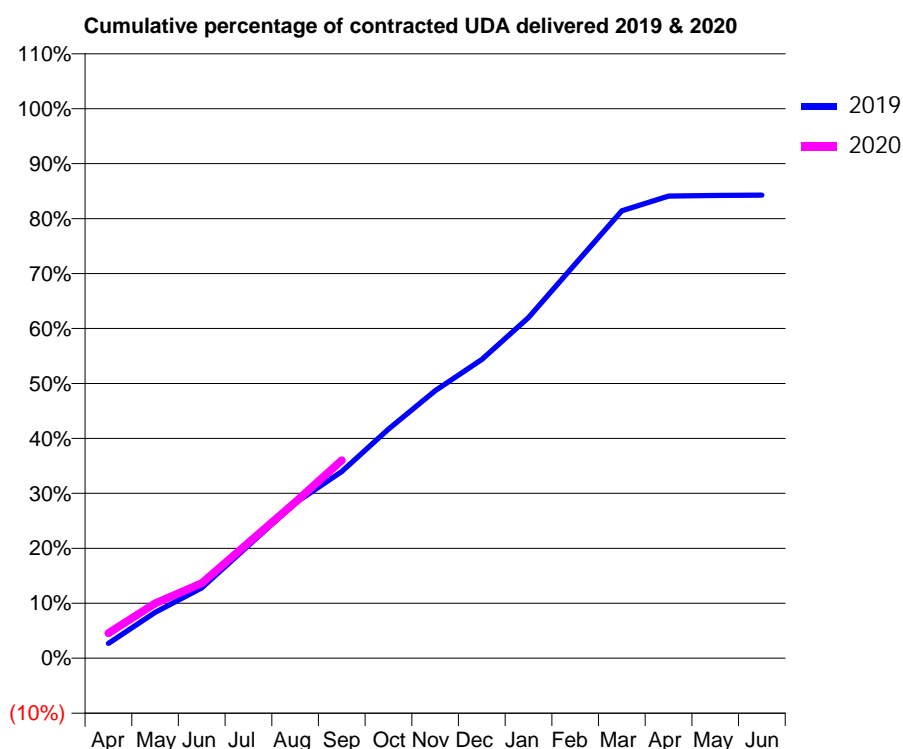
19/20 Contracted general activity (UDA)	21,051
Carry forward general activity (UDA)	0
19/20 Contracted orthodontic activity (UOA)	0
Carry forward orthodontic activity (UOA)	0
Baseline contract value	£524,821.46

ACCESS*

Patients seen in 24 months	Total	Change since previous quarter
Quarter ending September 2018	5,016	
Quarter ending December 2018	5,449	↑
Quarter ending March 2019	6,107	↑
Quarter ending June 2019	6,344	↑
Quarter ending September 2019	6,556	↑
Variance since September 2018	30.7%	↑



ACTIVITY



Month	2019	2020
April	569	957
May	1,758	2,101
June	2,694	2,873
July	4,319	4,426
August	5,943	5,975
September	7,153	7,580
October	8,779	
November	10,253	
December	11,440	
January	13,047	
February	15,102	
March	17,137	
April	17,705	
May	17,726	
June	17,740	

QUALITY

	Quantity	Base Number	Contract	AT	Region	England
% of FP17s for the same patient ID Re-attending within 3 months - Children	107	1,117	9.6%	9.6%	11.3%	11.5%
% of FP17s for the same patient ID Re-attending within 3 months - Adults	468	3,656	12.8%	12.9%	14.7%	15.4%
% of FP17s for the same patient ID Re-attending between 3 & 9 months - Children	673	1,117	60.3%	61.1%	60.8%	59.7%
% of FP17s for the same patient ID Re-attending between 3 & 9 months - Adults	2,004	3,656	54.8%	55.2%	52.8%	51.7%
% of FP17s for Band 1 Urgent Courses	406	4,058	10.0%	7.6%	8.2%	9.2%
% of FP17s Relating to Free Repair or Replacements	23	4,058	0.6%	0.8%	0.7%	0.7%
% of FP17s Relating to Continuations	4	4,058	0.1%	0.8%	0.8%	0.8%
% of Patients satisfied with the dentistry they have received	3	3	N/A	93.1%	93.2%	93.5%
% of Patients satisfied with the time they had to wait for an appointment	3	3	N/A	89.9%	88.5%	87.4%

* This is based on patients treated on this contract for their most recent course of treatment. Figures in italics indicate the base number of FP17s or Patient Questionnaire responses are less than 100. N/A is shown where the base number of responses is less than 10 during the period. % is calculated as Quantity/Base number*100

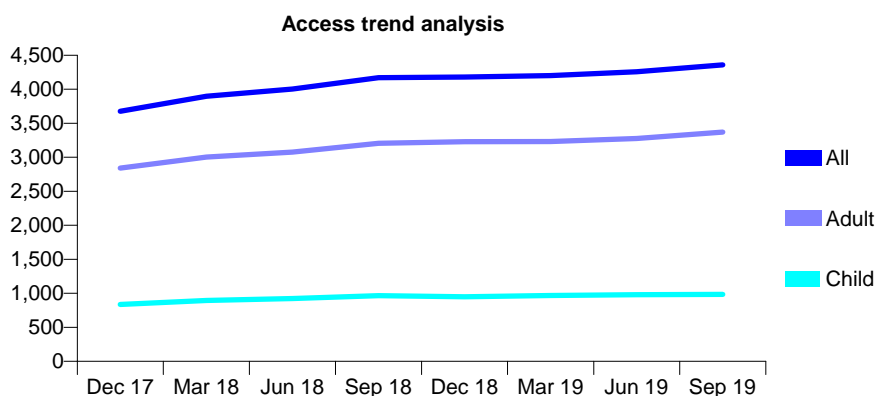
Q60 - Vital Signs At a Glance Contract Report for 127779/0001 - September 2019

Name or company name	Brookhouse Dental Practice
Contract type name	GDS Contract
Purpose of contract	General
Contract start date	29/01/2010
Contract end date	

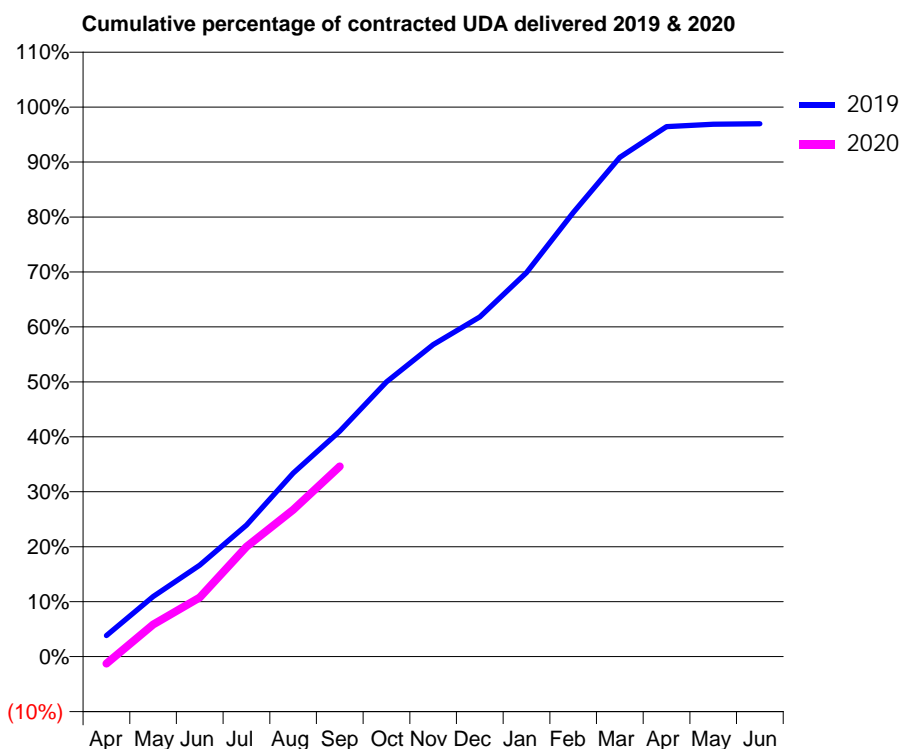
19/20 Contracted general activity (UDA)	14,500
Carry forward general activity (UDA)	440
19/20 Contracted orthodontic activity (UOA)	0
Carry forward orthodontic activity (UOA)	0
Baseline contract value	£363,273.68

ACCESS*

Patients seen in 24 months	Total	Change since previous quarter
Quarter ending September 2018	4,170	
Quarter ending December 2018	4,179	→
Quarter ending March 2019	4,200	→
Quarter ending June 2019	4,257	→
Quarter ending September 2019	4,357	↑
Variance since September 2018	4.5%	↑



ACTIVITY



Month	Adjusted Scheduled Activity (UDA)	
	2019	2020
April	553	-185
May	1,584	845
June	2,410	1,560
July	3,467	2,899
August	4,845	3,876
September	5,948	5,018
October	7,246	
November	8,231	
December	8,964	
January	10,134	
February	11,716	
March	13,173	
April	13,985	
May	14,044	
June	14,059	

QUALITY

	Quantity	Base Number	Contract	AT	Region	England
% of FP17s for the same patient ID Re-attending within 3 months - Children	59	743	7.9%	9.6%	11.3%	11.5%
% of FP17s for the same patient ID Re-attending within 3 months - Adults	304	2,349	12.9%	12.9%	14.7%	15.4%
% of FP17s for the same patient ID Re-attending between 3 & 9 months - Children	440	743	59.2%	61.1%	60.8%	59.7%
% of FP17s for the same patient ID Re-attending between 3 & 9 months - Adults	1,459	2,349	62.1%	55.2%	52.8%	51.7%
% of FP17s for Band 1 Urgent Courses	209	2,791	7.5%	7.6%	8.2%	9.2%
% of FP17s Relating to Free Repair or Replacements	15	2,791	0.5%	0.8%	0.7%	0.7%
% of FP17s Relating to Continuations	29	2,791	1.0%	0.8%	0.8%	0.8%
% of Patients satisfied with the dentistry they have received	4	5	N/A	93.1%	93.2%	93.5%
% of Patients satisfied with the time they had to wait for an appointment	4	5	N/A	89.9%	88.5%	87.4%

* This is based on patients treated on this contract for their most recent course of treatment. Figures in italics indicate the base number of FP17s or Patient Questionnaire responses are less than 100. N/A is shown where the base number of responses is less than 10 during the period. % is calculated as Quantity/Base number*100

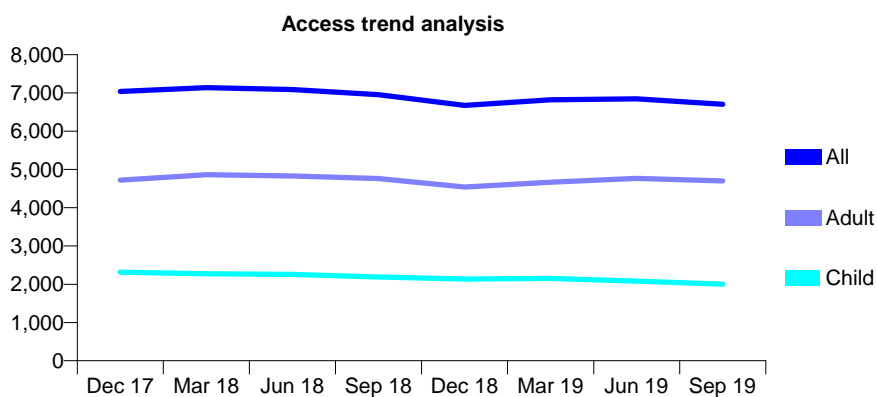
Q60 - Vital Signs At a Glance Contract Report for 130354/0004 - September 2019

Name or company name	NHS Trust
Contract type name	Pilot Contract
Purpose of contract	General
Contract start date	01/11/2013
Contract end date	31/03/2020

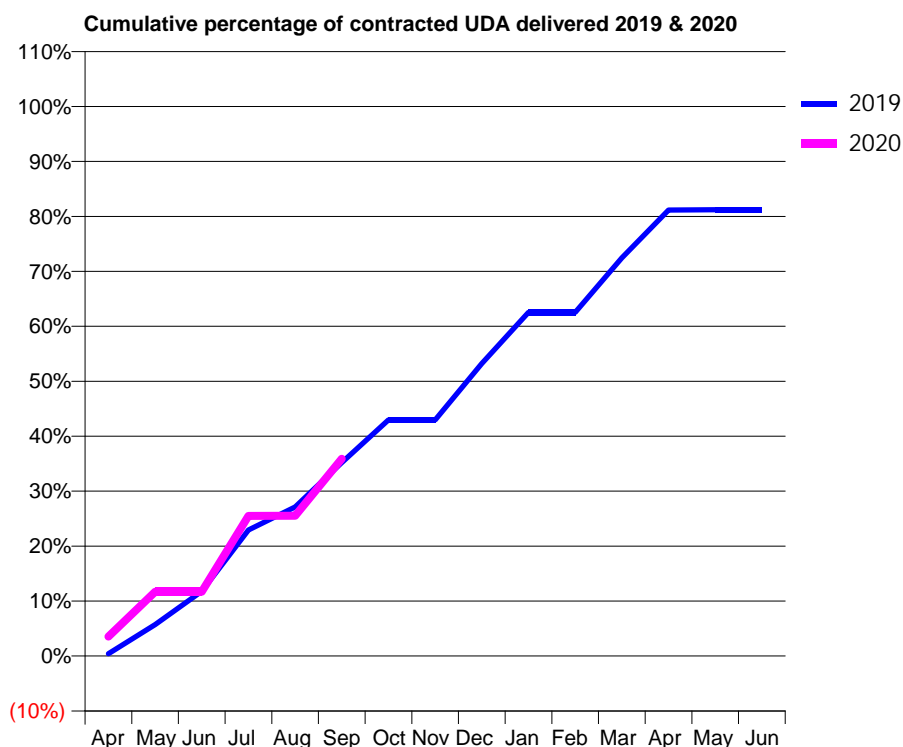
19/20 Contracted general activity (UDA)	18,386
Carry forward general activity (UDA)	0
19/20 Contracted orthodontic activity (UOA)	0
Carry forward orthodontic activity (UOA)	0
Baseline contract value	£0.00

ACCESS*

Patients seen in 24 months	Total	Change since previous quarter
Quarter ending September 2018	6,953	
Quarter ending December 2018	6,675	↓
Quarter ending March 2019	6,819	↑
Quarter ending June 2019	6,845	→
Quarter ending September 2019	6,704	↓
Variance since September 2018	(3.6%)	↓



ACTIVITY



Month	Adjusted Scheduled Activity (UDA)	
	2019	2020
April	78	654
May	1,057	2,151
June	2,165	2,151
July	4,221	4,689
August	4,990	4,694
September	6,471	6,600
October	7,899	
November	7,899	
December	9,787	
January	11,502	
February	11,502	
March	13,319	
April	14,923	
May	14,931	
June	14,931	

QUALITY

	Quantity	Base Number	Contract	AT	Region	England
% of FP17s for the same patient ID Re-attending within 3 months - Children	150	2,076	7.2%	9.6%	11.3%	11.5%
% of FP17s for the same patient ID Re-attending within 3 months - Adults	222	3,123	7.1%	12.9%	14.7%	15.4%
% of FP17s for the same patient ID Re-attending between 3 & 9 months - Children	684	2,076	32.9%	61.1%	60.8%	59.7%
% of FP17s for the same patient ID Re-attending between 3 & 9 months - Adults	500	3,123	16.0%	55.2%	52.8%	51.7%
% of FP17s for Band 1 Urgent Courses	1,895	4,026	47.1%	7.6%	8.2%	9.2%
% of FP17s Relating to Free Repair or Replacements	0	4,026	0.0%	0.8%	0.7%	0.7%
% of FP17s Relating to Continuations	19	4,026	0.5%	0.8%	0.8%	0.8%
% of Patients satisfied with the dentistry they have received	0	0	N/A	93.1%	93.2%	93.5%
% of Patients satisfied with the time they had to wait for an appointment	0	0	N/A	89.9%	88.5%	87.4%

* This is based on patients treated on this contract for their most recent course of treatment. Figures in italics indicate the base number of FP17s or Patient Questionnaire responses are less than 100. N/A is shown where the base number of responses is less than 10 during the period. % is calculated as Quantity/Base number*100

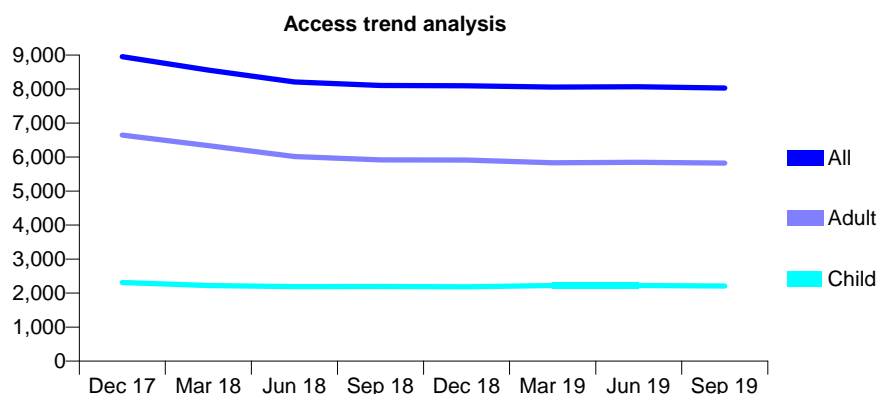
Q60 - Vital Signs At a Glance Contract Report for 131407/0001 - September 2019

Name or company name	Rodericks Dental Limited
Contract type name	GDS Contract
Purpose of contract	General
Contract start date	14/01/2010
Contract end date	

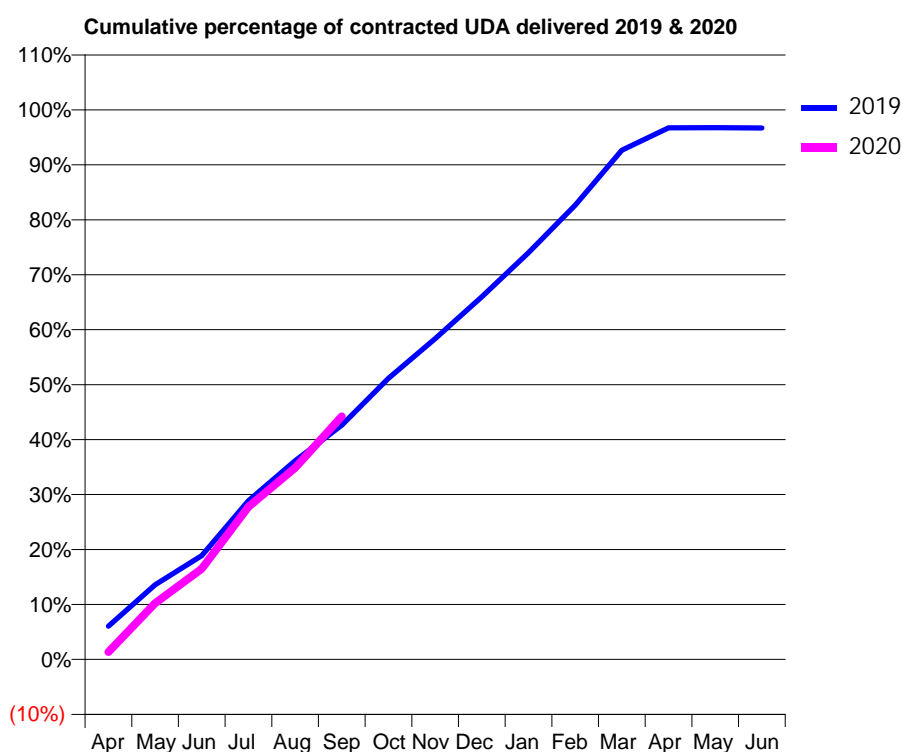
19/20 Contracted general activity (UDA)	21,500
Carry forward general activity (UDA)	711
19/20 Contracted orthodontic activity (UOA)	0
Carry forward orthodontic activity (UOA)	0
Baseline contract value	£548,919.80

ACCESS*

Patients seen in 24 months	Total	Change since previous quarter
Quarter ending September 2018	8,108	
Quarter ending December 2018	8,098	→
Quarter ending March 2019	8,058	→
Quarter ending June 2019	8,067	→
Quarter ending September 2019	8,030	→
Variance since September 2018	(1.0%)	→



ACTIVITY



Month	Adjusted Scheduled Activity (UDA)	
	2019	2020
April	1,303	294
May	2,918	2,198
June	4,063	3,553
July	6,209	5,972
August	7,773	7,501
September	9,164	9,507
October	10,999	
November	12,550	
December	14,183	
January	15,913	
February	17,771	
March	19,917	
April	20,802	
May	20,805	
June	20,789	

QUALITY

	Quantity	Base Number	Contract	AT	Region	England
% of FP17s for the same patient ID Re-attending within 3 months - Children	85	1,611	5.3%	9.6%	11.3%	11.5%
% of FP17s for the same patient ID Re-attending within 3 months - Adults	483	4,060	11.9%	12.9%	14.7%	15.4%
% of FP17s for the same patient ID Re-attending between 3 & 9 months - Children	972	1,611	60.3%	61.1%	60.8%	59.7%
% of FP17s for the same patient ID Re-attending between 3 & 9 months - Adults	2,201	4,060	54.2%	55.2%	52.8%	51.7%
% of FP17s for Band 1 Urgent Courses	371	5,305	7.0%	7.6%	8.2%	9.2%
% of FP17s Relating to Free Repair or Replacements	33	5,305	0.6%	0.8%	0.7%	0.7%
% of FP17s Relating to Continuations	29	5,305	0.5%	0.8%	0.8%	0.8%
% of Patients satisfied with the dentistry they have received	1	1	N/A	93.1%	93.2%	93.5%
% of Patients satisfied with the time they had to wait for an appointment	1	1	N/A	89.9%	88.5%	87.4%

* This is based on patients treated on this contract for their most recent course of treatment. Figures in italics indicate the base number of FP17s or Patient Questionnaire responses are less than 100. N/A is shown where the base number of responses is less than 10 during the period. % is calculated as Quantity/Base number*100

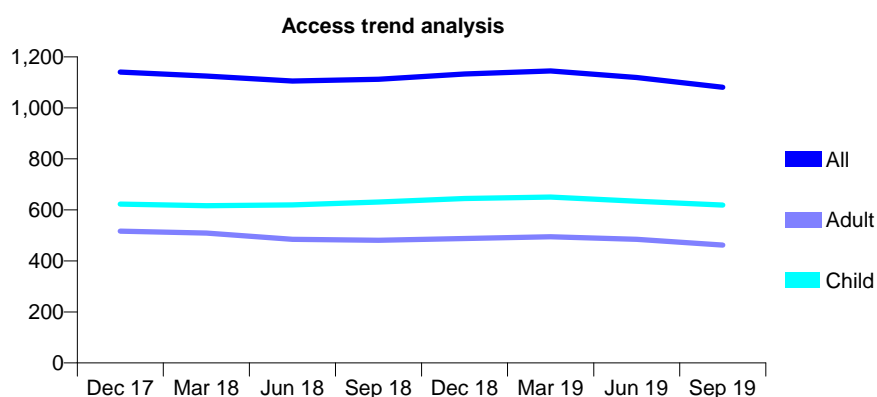
Q60 - Vital Signs At a Glance Contract Report for 131512/0001 - September 2019

Name or company name	Bridge Dental Practice Ltd
Contract type name	GDS Contract
Purpose of contract	General
Contract start date	01/08/2009
Contract end date	

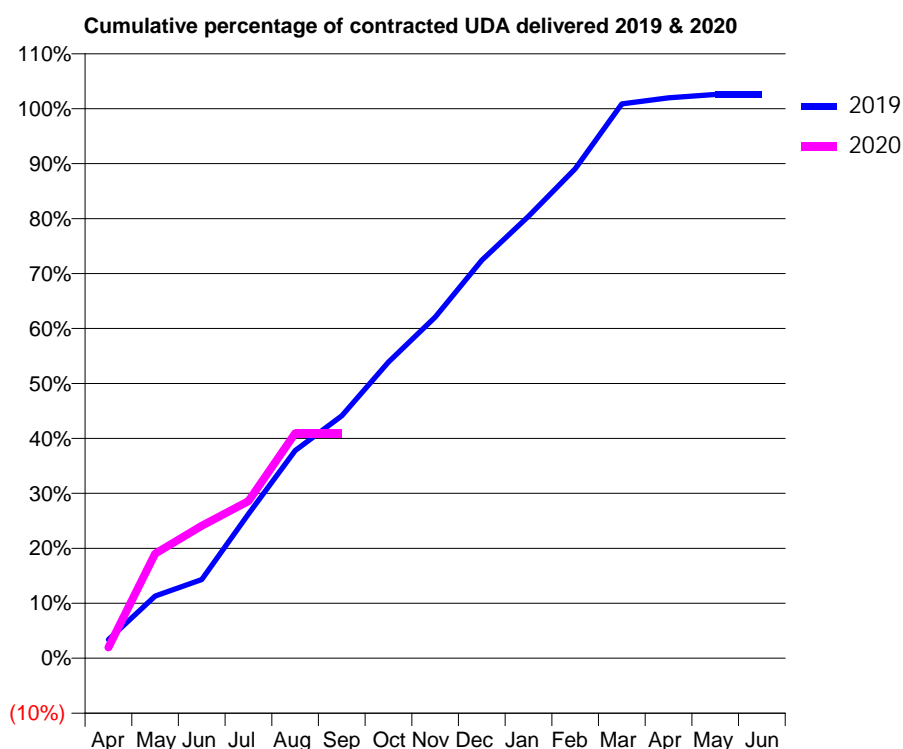
19/20 Contracted general activity (UDA)	2,882
Carry forward general activity (UDA)	-57
19/20 Contracted orthodontic activity (UOA)	0
Carry forward orthodontic activity (UOA)	0
Baseline contract value	£67,218.24

ACCESS*

Patients seen in 24 months	Total	Change since previous quarter
Quarter ending September 2018	1,112	
Quarter ending December 2018	1,133	→
Quarter ending March 2019	1,145	→
Quarter ending June 2019	1,119	↓
Quarter ending September 2019	1,081	↓
Variance since September 2018	(2.8%)	↓



ACTIVITY



Month	2019	2020
April	99	57
May	326	548
June	413	695
July	757	824
August	1,089	1,180
September	1,271	1,180
October	1,553	
November	1,790	
December	2,087	
January	2,318	
February	2,567	
March	2,907	
April	2,939	
May	2,957	
June	2,957	

QUALITY

	Quantity	Base Number	Contract	AT	Region	England
% of FP17s for the same patient ID Re-attending within 3 months - Children	47	392	12.0%	9.6%	11.3%	11.5%
% of FP17s for the same patient ID Re-attending within 3 months - Adults	55	252	21.8%	12.9%	14.7%	15.4%
% of FP17s for the same patient ID Re-attending between 3 & 9 months - Children	240	392	61.2%	61.1%	60.8%	59.7%
% of FP17s for the same patient ID Re-attending between 3 & 9 months - Adults	142	252	56.3%	55.2%	52.8%	51.7%
% of FP17s for Band 1 Urgent Courses	44	614	7.2%	7.6%	8.2%	9.2%
% of FP17s Relating to Free Repair or Replacements	0	614	0.0%	0.8%	0.7%	0.7%
% of FP17s Relating to Continuations	0	614	0.0%	0.8%	0.8%	0.8%
% of Patients satisfied with the dentistry they have received	0	0	N/A	93.1%	93.2%	93.5%
% of Patients satisfied with the time they had to wait for an appointment	0	0	N/A	89.9%	88.5%	87.4%

* This is based on patients treated on this contract for their most recent course of treatment.

Figures in italics indicate the base number of FP17s or Patient Questionnaire responses are less than 100. N/A is shown where the base number of responses is less than 10 during the period. % is calculated as Quantity/Base number*100

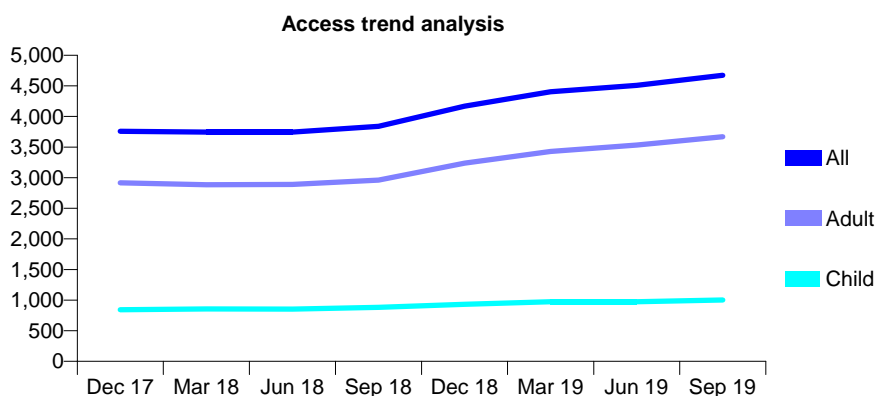
Q60 - Vital Signs At a Glance Contract Report for 133272/0001 - September 2019

Name or company name	Pall Mall Dental Limited
Contract type name	GDS Contract
Purpose of contract	General
Contract start date	01/07/2008
Contract end date	

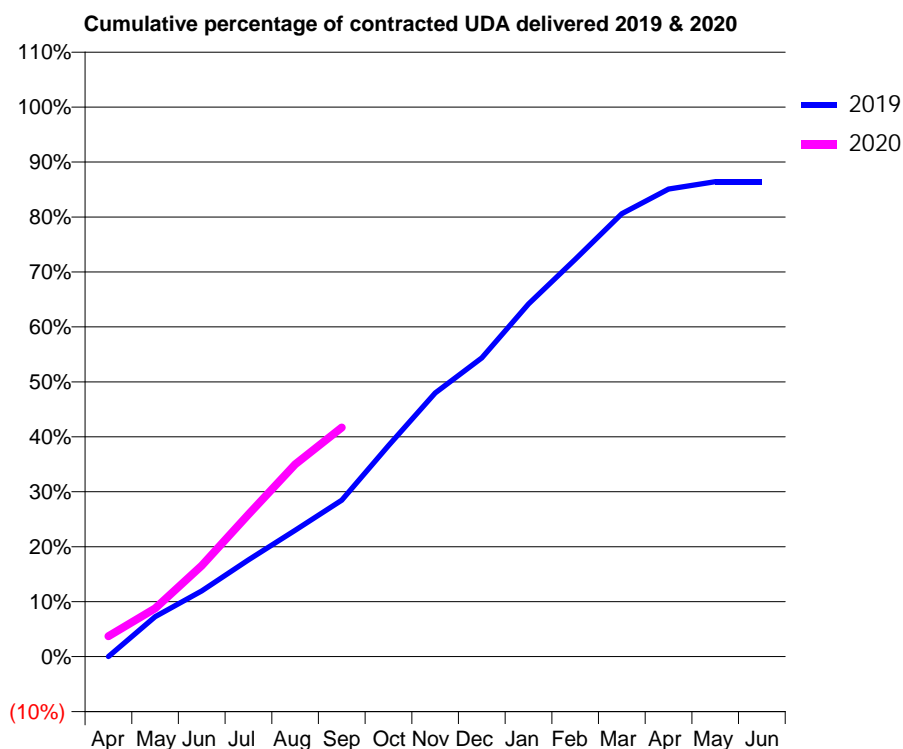
19/20 Contracted general activity (UDA)	19,793
Carry forward general activity (UDA)	0
19/20 Contracted orthodontic activity (UOA)	0
Carry forward orthodontic activity (UOA)	0
Baseline contract value	£540,735.72

ACCESS*

Patients seen in 24 months	Total	Change since previous quarter
Quarter ending September 2018	3,840	
Quarter ending December 2018	4,169	↑
Quarter ending March 2019	4,404	↑
Quarter ending June 2019	4,509	↑
Quarter ending September 2019	4,675	↑
Variance since September 2018	21.7%	↑



ACTIVITY



Month	Adjusted Scheduled Activity (UDA)	
	2019	2020
April	4	735
May	1,436	1,741
June	2,367	3,277
July	3,485	5,123
August	4,549	6,929
September	5,635	8,256
October	7,603	
November	9,498	
December	10,763	
January	12,702	
February	14,311	
March	15,953	
April	16,844	
May	17,108	
June	17,108	

QUALITY

	Quantity	Base Number	Contract	AT	Region	England
% of FP17s for the same patient ID Re-attending within 3 months - Children	66	799	8.3%	9.6%	11.3%	11.5%
% of FP17s for the same patient ID Re-attending within 3 months - Adults	496	2,819	17.6%	12.9%	14.7%	15.4%
% of FP17s for the same patient ID Re-attending between 3 & 9 months - Children	509	799	63.7%	61.1%	60.8%	59.7%
% of FP17s for the same patient ID Re-attending between 3 & 9 months - Adults	1,472	2,819	52.2%	55.2%	52.8%	51.7%
% of FP17s for Band 1 Urgent Courses	345	3,270	10.6%	7.6%	8.2%	9.2%
% of FP17s Relating to Free Repair or Replacements	21	3,270	0.6%	0.8%	0.7%	0.7%
% of FP17s Relating to Continuations	75	3,270	2.3%	0.8%	0.8%	0.8%
% of Patients satisfied with the dentistry they have received	1	1	N/A	93.1%	93.2%	93.5%
% of Patients satisfied with the time they had to wait for an appointment	1	1	N/A	89.9%	88.5%	87.4%

* This is based on patients treated on this contract for their most recent course of treatment. Figures in italics indicate the base number of FP17s or Patient Questionnaire responses are less than 100. N/A is shown where the base number of responses is less than 10 during the period. % is calculated as Quantity/Base number*100

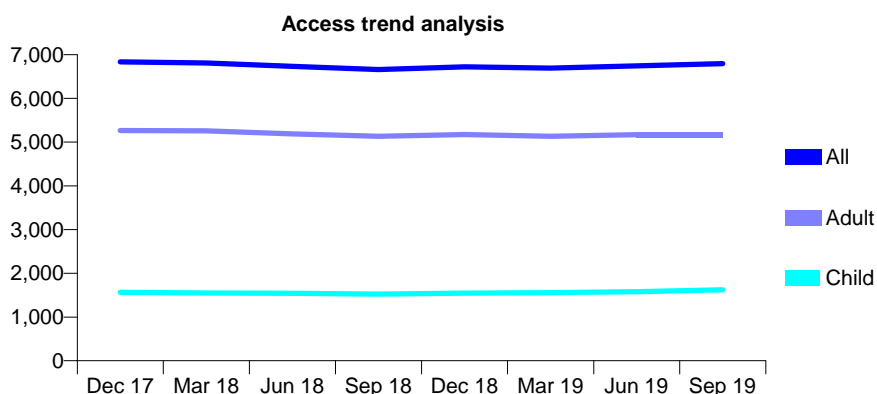
Q60 - Vital Signs At a Glance Contract Report for 133574/0001 - September 2019

Name or company name	The Dividy Road Dental Practice Partnershi
Contract type name	GDS Contract
Purpose of contract	General
Contract start date	22/12/2011
Contract end date	

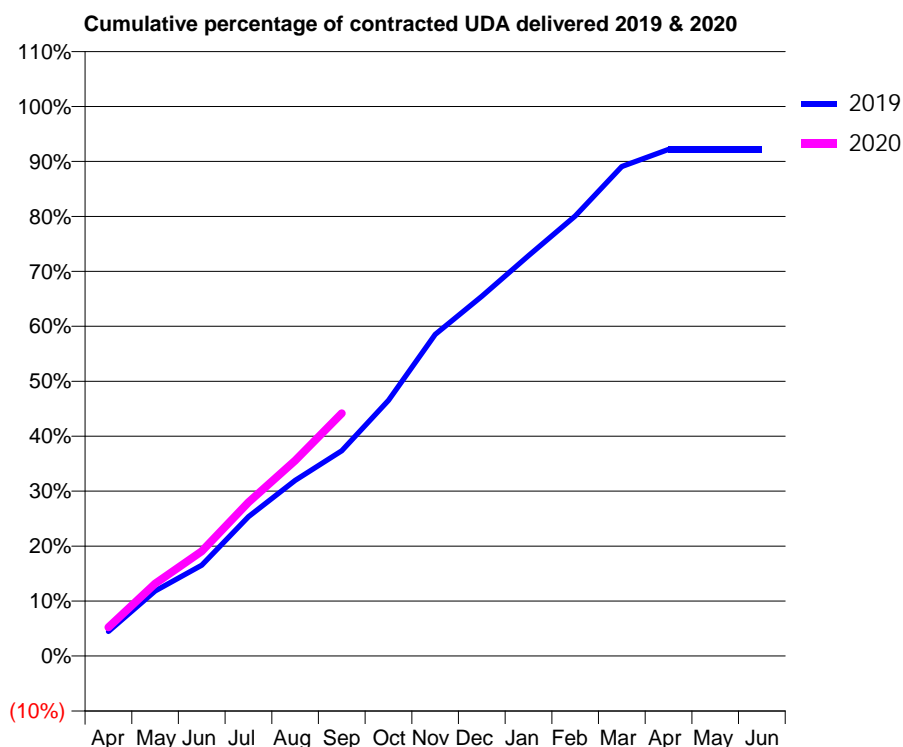
19/20 Contracted general activity (UDA)	20,205
Carry forward general activity (UDA)	0
19/20 Contracted orthodontic activity (UOA)	0
Carry forward orthodontic activity (UOA)	0
Baseline contract value	£512,812.32

ACCESS*

Patients seen in 24 months	Total	Change since previous quarter
Quarter ending September 2018	6,659	
Quarter ending December 2018	6,720	→
Quarter ending March 2019	6,692	→
Quarter ending June 2019	6,745	→
Quarter ending September 2019	6,793	→
Variance since September 2018	2.0%	↑



ACTIVITY



Month	Adjusted Scheduled Activity (UDA)	
	2019	2020
April	905	1,059
May	2,396	2,666
June	3,341	3,854
July	5,120	5,651
August	6,459	7,192
September	7,547	8,920
October	9,402	
November	11,822	
December	13,225	
January	14,719	
February	16,177	
March	17,995	
April	18,622	
May	18,622	
June	18,622	

QUALITY

	Quantity	Base Number	Contract	AT	Region	England
% of FP17s for the same patient ID Re-attending within 3 months - Children	56	1,069	5.2%	9.6%	11.3%	11.5%
% of FP17s for the same patient ID Re-attending within 3 months - Adults	408	3,404	12.0%	12.9%	14.7%	15.4%
% of FP17s for the same patient ID Re-attending between 3 & 9 months - Children	533	1,069	49.9%	61.1%	60.8%	59.7%
% of FP17s for the same patient ID Re-attending between 3 & 9 months - Adults	1,819	3,404	53.4%	55.2%	52.8%	51.7%
% of FP17s for Band 1 Urgent Courses	257	4,201	6.1%	7.6%	8.2%	9.2%
% of FP17s Relating to Free Repair or Replacements	44	4,201	1.0%	0.8%	0.7%	0.7%
% of FP17s Relating to Continuations	62	4,201	1.5%	0.8%	0.8%	0.8%
% of Patients satisfied with the dentistry they have received	1	2	N/A	93.1%	93.2%	93.5%
% of Patients satisfied with the time they had to wait for an appointment	2	2	N/A	89.9%	88.5%	87.4%

* This is based on patients treated on this contract for their most recent course of treatment. Figures in italics indicate the base number of FP17s or Patient Questionnaire responses are less than 100. N/A is shown where the base number of responses is less than 10 during the period. % is calculated as Quantity/Base number*100

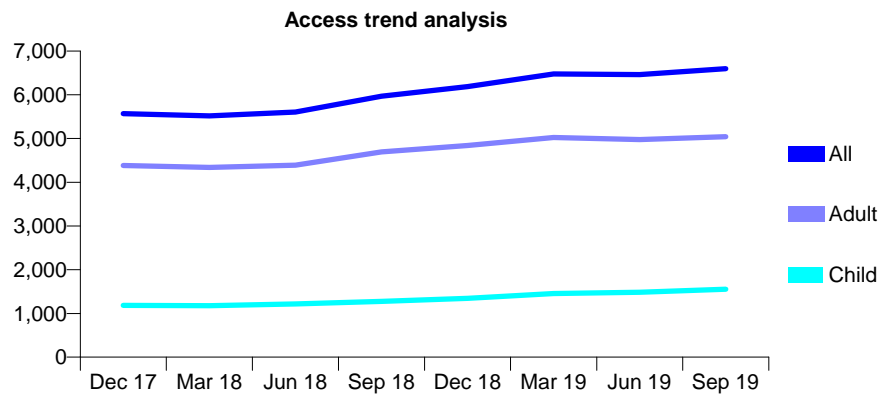
Q60 - Vital Signs At a Glance Contract Report for 136220/0001 - September 2019

Name or company name	Abbey House Dental Practice Limited
Contract type name	GDS Contract
Purpose of contract	General
Contract start date	01/06/2009
Contract end date	

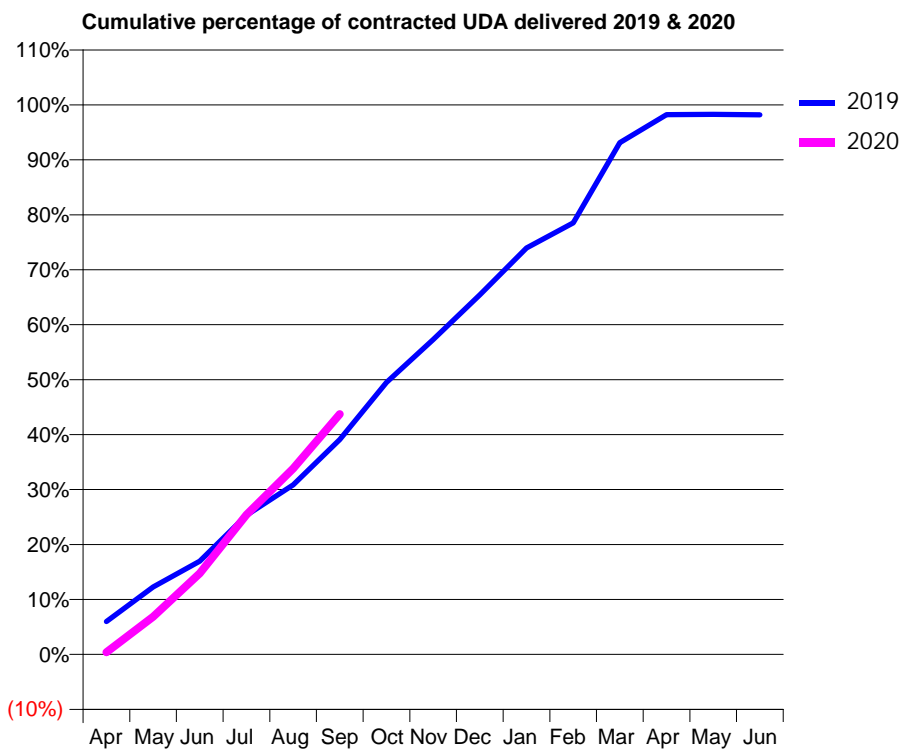
19/20 Contracted general activity (UDA)	16,854
Carry forward general activity (UDA)	302
19/20 Contracted orthodontic activity (UOA)	0
Carry forward orthodontic activity (UOA)	0
Baseline contract value	£415,456.55

ACCESS*

Patients seen in 24 months	Total	Change since previous quarter
Quarter ending September 2018	5,969	
Quarter ending December 2018	6,187	↑
Quarter ending March 2019	6,476	↑
Quarter ending June 2019	6,461	→
Quarter ending September 2019	6,598	↑
Variance since September 2018	10.5%	↑



ACTIVITY



Month	2019	2020
April	1,008	67
May	2,071	1,155
June	2,859	2,484
July	4,270	4,283
August	5,202	5,704
September	6,590	7,371
October	8,343	
November	9,660	
December	11,027	
January	12,462	
February	13,239	
March	15,697	
April	16,554	
May	16,561	
June	16,551	

QUALITY

	Quantity	Base Number	Contract	AT	Region	England
% of FP17s for the same patient ID Re-attending within 3 months - Children	72	1,121	6.4%	9.6%	11.3%	11.5%
% of FP17s for the same patient ID Re-attending within 3 months - Adults	368	3,272	11.2%	12.9%	14.7%	15.4%
% of FP17s for the same patient ID Re-attending between 3 & 9 months - Children	602	1,121	53.7%	61.1%	60.8%	59.7%
% of FP17s for the same patient ID Re-attending between 3 & 9 months - Adults	1,771	3,272	54.1%	55.2%	52.8%	51.7%
% of FP17s for Band 1 Urgent Courses	249	4,017	6.2%	7.6%	8.2%	9.2%
% of FP17s Relating to Free Repair or Replacements	38	4,017	0.9%	0.8%	0.7%	0.7%
% of FP17s Relating to Continuations	18	4,017	0.4%	0.8%	0.8%	0.8%
% of Patients satisfied with the dentistry they have received	5	6	N/A	93.1%	93.2%	93.5%
% of Patients satisfied with the time they had to wait for an appointment	6	6	N/A	89.9%	88.5%	87.4%

* This is based on patients treated on this contract for their most recent course of treatment. Figures in italics indicate the base number of FP17s or Patient Questionnaire responses are less than 100. N/A is shown where the base number of responses is less than 10 during the period. % is calculated as Quantity/Base number*100

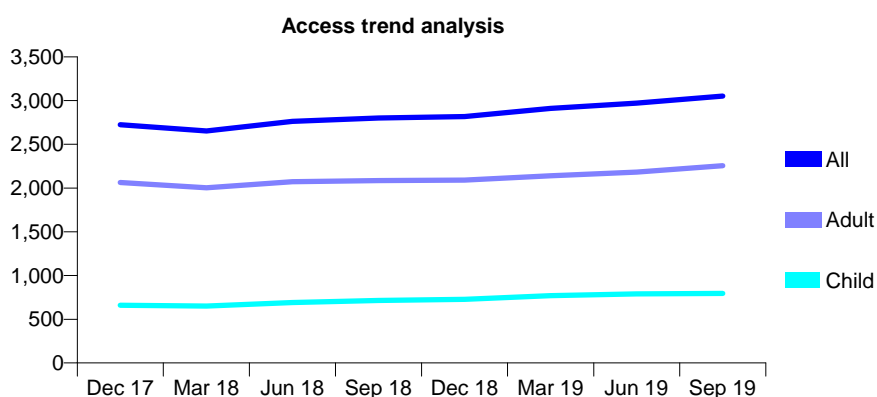
Q60 - Vital Signs At a Glance Contract Report for 138584/0001 - September 2019

Name or company name	SM Dental Care
Contract type name	GDS Contract
Purpose of contract	General
Contract start date	01/04/2014
Contract end date	

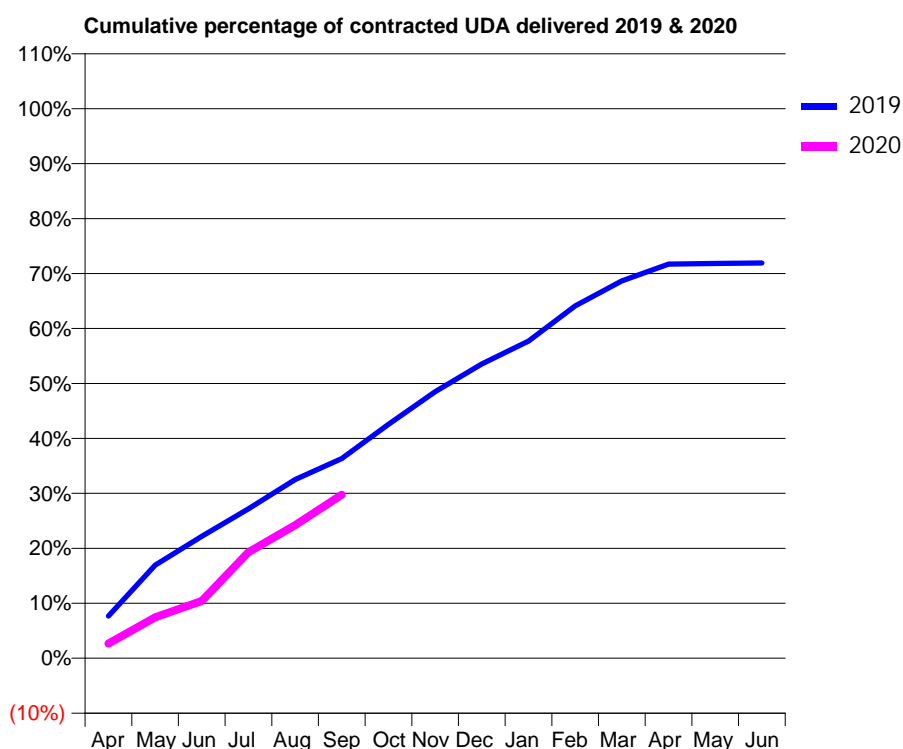
19/20 Contracted general activity (UDA)	13,567
Carry forward general activity (UDA)	0
19/20 Contracted orthodontic activity (UOA)	0
Carry forward orthodontic activity (UOA)	0
Baseline contract value	£322,708.91

ACCESS*

Patients seen in 24 months	Total	Change since previous quarter
Quarter ending September 2018	2,800	
Quarter ending December 2018	2,817	→
Quarter ending March 2019	2,910	↑
Quarter ending June 2019	2,971	↑
Quarter ending September 2019	3,052	↑
Variance since September 2018	9.0%	↑



ACTIVITY



Month	2019	2020
April	1,040	361
May	2,297	1,008
June	3,010	1,414
July	3,690	2,618
August	4,411	3,284
September	4,932	4,038
October	5,772	
November	6,579	
December	7,264	
January	7,830	
February	8,697	
March	9,316	
April	9,730	
May	9,748	
June	9,757	

QUALITY

	Quantity	Base Number	Contract	AT	Region	England
% of FP17s for the same patient ID Re-attending within 3 months - Children	95	950	10.0%	9.6%	11.3%	11.5%
% of FP17s for the same patient ID Re-attending within 3 months - Adults	175	1,813	9.7%	12.9%	14.7%	15.4%
% of FP17s for the same patient ID Re-attending between 3 & 9 months - Children	666	950	70.1%	61.1%	60.8%	59.7%
% of FP17s for the same patient ID Re-attending between 3 & 9 months - Adults	1,104	1,813	60.9%	55.2%	52.8%	51.7%
% of FP17s for Band 1 Urgent Courses	85	2,110	4.0%	7.6%	8.2%	9.2%
% of FP17s Relating to Free Repair or Replacements	5	2,110	0.2%	0.8%	0.7%	0.7%
% of FP17s Relating to Continuations	40	2,110	1.9%	0.8%	0.8%	0.8%
% of Patients satisfied with the dentistry they have received	1	1	N/A	93.1%	93.2%	93.5%
% of Patients satisfied with the time they had to wait for an appointment	1	1	N/A	89.9%	88.5%	87.4%

* This is based on patients treated on this contract for their most recent course of treatment.

Figures in italics indicate the base number of FP17s or Patient Questionnaire responses are less than 100. N/A is shown where the base number of responses is less than 10 during the period. % is calculated as Quantity/Base number*100

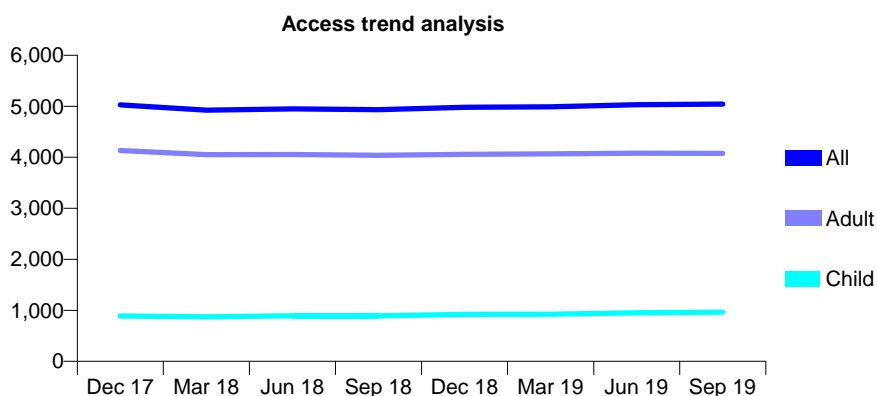
Q60 - Vital Signs At a Glance Contract Report for 138584/0002 - September 2019

Name or company name	SM Dental Care
Contract type name	GDS Contract
Purpose of contract	General
Contract start date	01/04/2014
Contract end date	

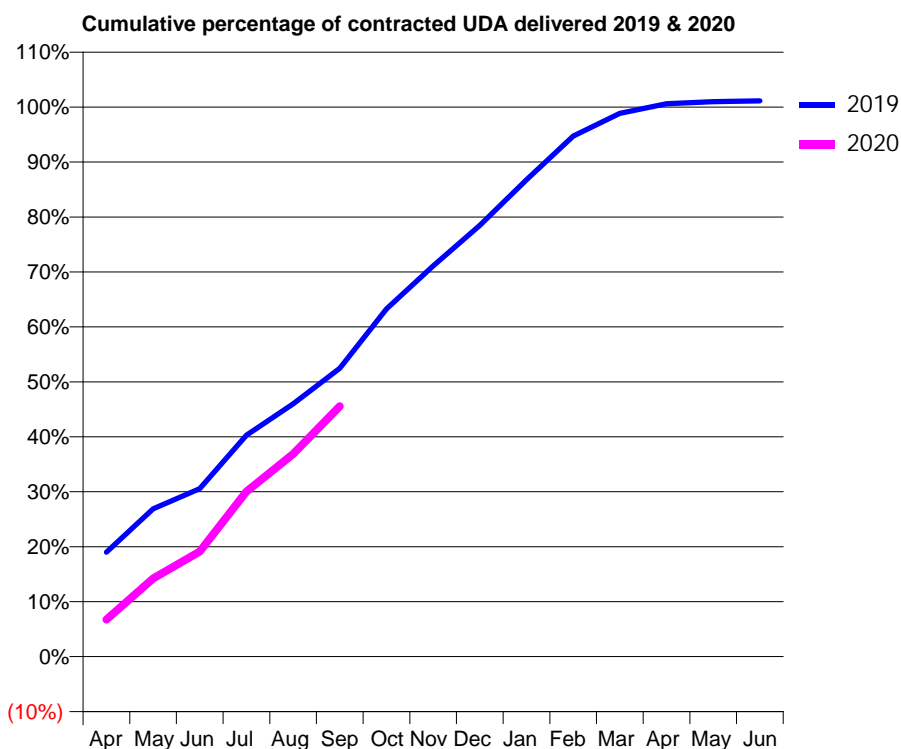
19/20 Contracted general activity (UDA)	16,106
Carry forward general activity (UDA)	-183
19/20 Contracted orthodontic activity (UOA)	0
Carry forward orthodontic activity (UOA)	0
Baseline contract value	£312,136.67

ACCESS*

Patients seen in 24 months	Total	Change since previous quarter
Quarter ending September 2018	4,935	
Quarter ending December 2018	4,980	→
Quarter ending March 2019	4,990	→
Quarter ending June 2019	5,031	→
Quarter ending September 2019	5,041	→
Variance since September 2018	2.1%	↑



ACTIVITY



Month	Adjusted Scheduled Activity (UDA)	
	2019	2020
April	3,061	1,086
May	4,333	2,292
June	4,921	3,082
July	6,491	4,837
August	7,407	5,944
September	8,452	7,338
October	10,190	
November	11,450	
December	12,637	
January	13,973	
February	15,257	
March	15,922	
April	16,202	
May	16,267	
June	16,290	

QUALITY

	Quantity	Base Number	Contract	AT	Region	England
% of FP17s for the same patient ID Re-attending within 3 months - Children	78	949	8.2%	9.6%	11.3%	11.5%
% of FP17s for the same patient ID Re-attending within 3 months - Adults	295	3,075	9.6%	12.9%	14.7%	15.4%
% of FP17s for the same patient ID Re-attending between 3 & 9 months - Children	660	949	69.5%	61.1%	60.8%	59.7%
% of FP17s for the same patient ID Re-attending between 3 & 9 months - Adults	1,967	3,075	64.0%	55.2%	52.8%	51.7%
% of FP17s for Band 1 Urgent Courses	102	3,803	2.7%	7.6%	8.2%	9.2%
% of FP17s Relating to Free Repair or Replacements	35	3,803	0.9%	0.8%	0.7%	0.7%
% of FP17s Relating to Continuations	63	3,803	1.7%	0.8%	0.8%	0.8%
% of Patients satisfied with the dentistry they have received	1	2	N/A	93.1%	93.2%	93.5%
% of Patients satisfied with the time they had to wait for an appointment	2	2	N/A	89.9%	88.5%	87.4%

* This is based on patients treated on this contract for their most recent course of treatment. Figures in italics indicate the base number of FP17s or Patient Questionnaire responses are less than 100. N/A is shown where the base number of responses is less than 10 during the period. % is calculated as Quantity/Base number*100

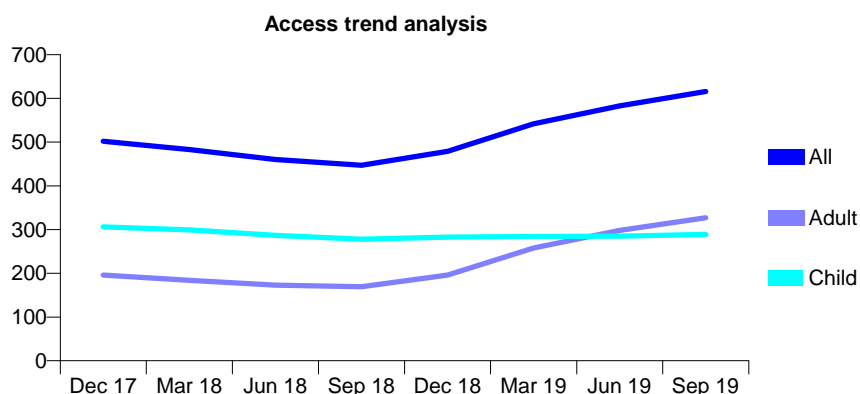
Q60 - Vital Signs At a Glance Contract Report for 139769/0001 - September 2019

Name or company name	Winchester House Dental Practice
Contract type name	GDS Contract
Purpose of contract	General
Contract start date	01/01/2009
Contract end date	

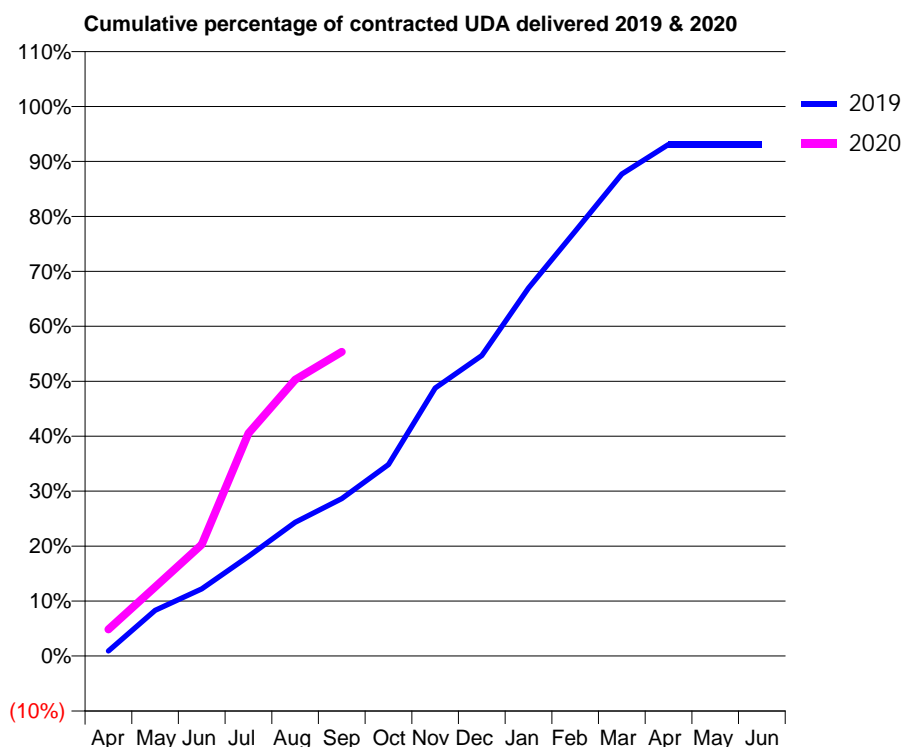
19/20 Contracted general activity (UDA)	1,200
Carry forward general activity (UDA)	0
19/20 Contracted orthodontic activity (UOA)	0
Carry forward orthodontic activity (UOA)	0
Baseline contract value	£28,756.46

ACCESS*

Patients seen in 24 months	Total	Change since previous quarter
Quarter ending September 2018	447	
Quarter ending December 2018	479	↑
Quarter ending March 2019	542	↑
Quarter ending June 2019	583	↑
Quarter ending September 2019	616	↑
Variance since September 2018	37.8%	↑



ACTIVITY



Month	Adjusted Scheduled Activity (UDA)	
	2019	2020
April	11	58
May	100	151
June	147	243
July	218	487
August	292	603
September	344	664
October	418	
November	585	
December	656	
January	804	
February	928	
March	1,053	
April	1,117	
May	1,117	
June	1,117	

QUALITY

	Quantity	Base Number	Contract	AT	Region	England
% of FP17s for the same patient ID Re-attending within 3 months - Children	18	225	8.0%	9.6%	11.3%	11.5%
% of FP17s for the same patient ID Re-attending within 3 months - Adults	14	205	6.8%	12.9%	14.7%	15.4%
% of FP17s for the same patient ID Re-attending between 3 & 9 months - Children	117	225	52.0%	61.1%	60.8%	59.7%
% of FP17s for the same patient ID Re-attending between 3 & 9 months - Adults	81	205	39.5%	55.2%	52.8%	51.7%
% of FP17s for Band 1 Urgent Courses	6	389	1.5%	7.6%	8.2%	9.2%
% of FP17s Relating to Free Repair or Replacements	0	389	0.0%	0.8%	0.7%	0.7%
% of FP17s Relating to Continuations	8	389	2.1%	0.8%	0.8%	0.8%
% of Patients satisfied with the dentistry they have received	1	1	N/A	93.1%	93.2%	93.5%
% of Patients satisfied with the time they had to wait for an appointment	1	1	N/A	89.9%	88.5%	87.4%

* This is based on patients treated on this contract for their most recent course of treatment. Figures in italics indicate the base number of FP17s or Patient Questionnaire responses are less than 100. N/A is shown where the base number of responses is less than 10 during the period. % is calculated as Quantity/Base number*100

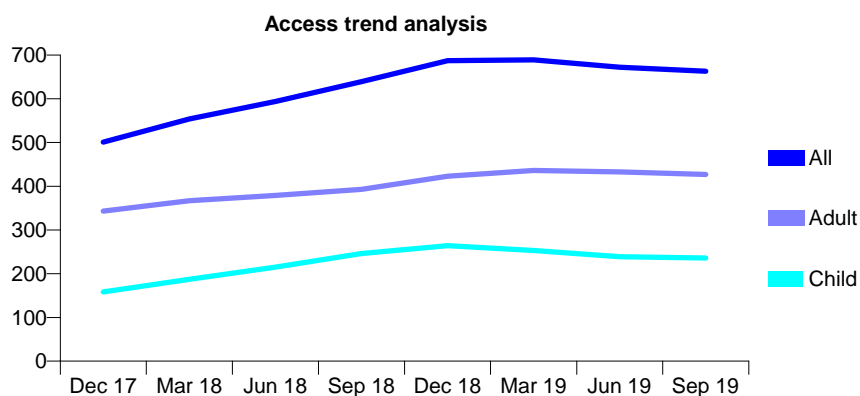
Q60 - Vital Signs At a Glance Contract Report for 139858/0001 - September 2019

Name or company name	SpaDental Whitchurch LLP
Contract type name	GDS Contract
Purpose of contract	General
Contract start date	01/10/2015
Contract end date	

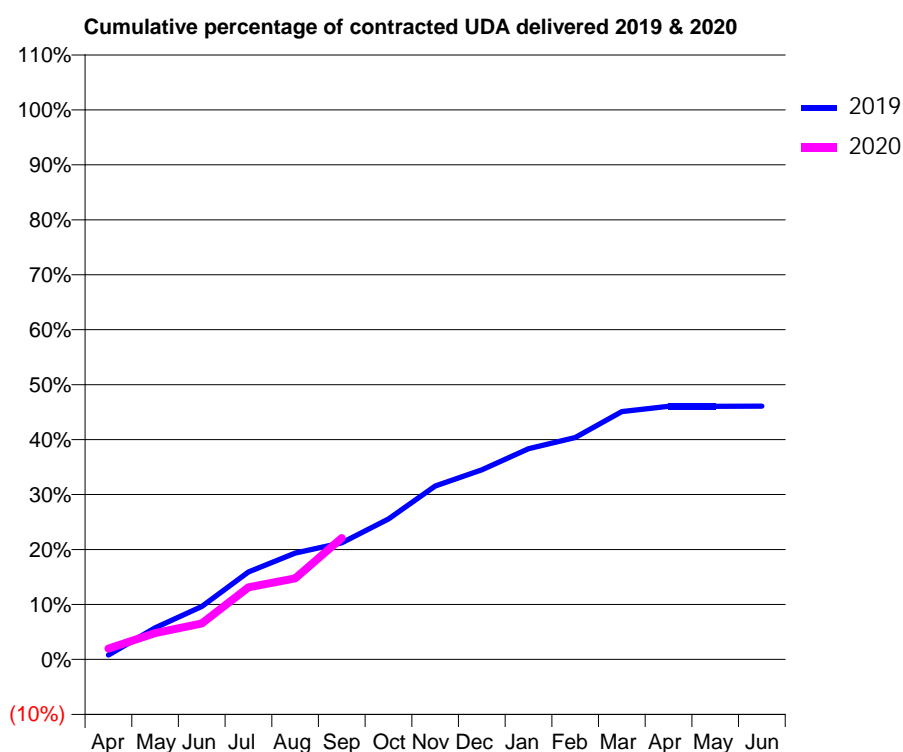
19/20 Contracted general activity (UDA)	4,000
Carry forward general activity (UDA)	0
19/20 Contracted orthodontic activity (UOA)	0
Carry forward orthodontic activity (UOA)	0
Baseline contract value	£94,197.82

ACCESS*

Patients seen in 24 months	Total	Change since previous quarter
Quarter ending September 2018	639	
Quarter ending December 2018	687	↑
Quarter ending March 2019	689	→
Quarter ending June 2019	672	↓
Quarter ending September 2019	663	↓
Variance since September 2018	3.8%	↑



ACTIVITY



Month	Adjusted Scheduled Activity (UDA)	
	2019	2020
April	33	79
May	230	191
June	385	262
July	638	525
August	774	590
September	849	884
October	1,023	
November	1,262	
December	1,380	
January	1,534	
February	1,615	
March	1,804	
April	1,842	
May	1,842	
June	1,843	

QUALITY

	Quantity	Base Number	Contract	AT	Region	England
% of FP17s for the same patient ID Re-attending within 3 months - Children	11	140	7.9%	9.6%	11.3%	11.5%
% of FP17s for the same patient ID Re-attending within 3 months - Adults	24	257	9.3%	12.9%	14.7%	15.4%
% of FP17s for the same patient ID Re-attending between 3 & 9 months - Children	79	140	56.4%	61.1%	60.8%	59.7%
% of FP17s for the same patient ID Re-attending between 3 & 9 months - Adults	155	257	60.3%	55.2%	52.8%	51.7%
% of FP17s for Band 1 Urgent Courses	21	356	5.9%	7.6%	8.2%	9.2%
% of FP17s Relating to Free Repair or Replacements	0	356	0.0%	0.8%	0.7%	0.7%
% of FP17s Relating to Continuations	2	356	0.6%	0.8%	0.8%	0.8%
% of Patients satisfied with the dentistry they have received	0	0	N/A	93.1%	93.2%	93.5%
% of Patients satisfied with the time they had to wait for an appointment	0	0	N/A	89.9%	88.5%	87.4%

* This is based on patients treated on this contract for their most recent course of treatment. Figures in italics indicate the base number of FP17s or Patient Questionnaire responses are less than 100. N/A is shown where the base number of responses is less than 10 during the period. % is calculated as Quantity/Base number*100

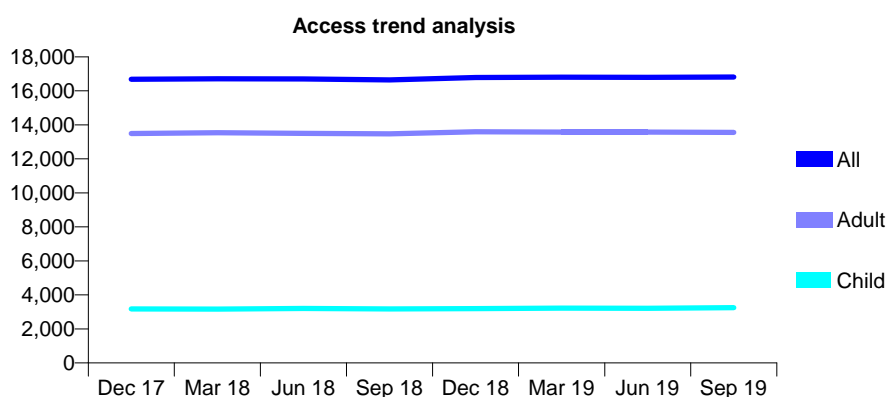
Q60 - Vital Signs At a Glance Contract Report for 139920/0001 - September 2019

Name or company name	Shelton Dental Centre
Contract type name	GDS Contract
Purpose of contract	General and Orthodontic
Contract start date	01/04/2012
Contract end date	

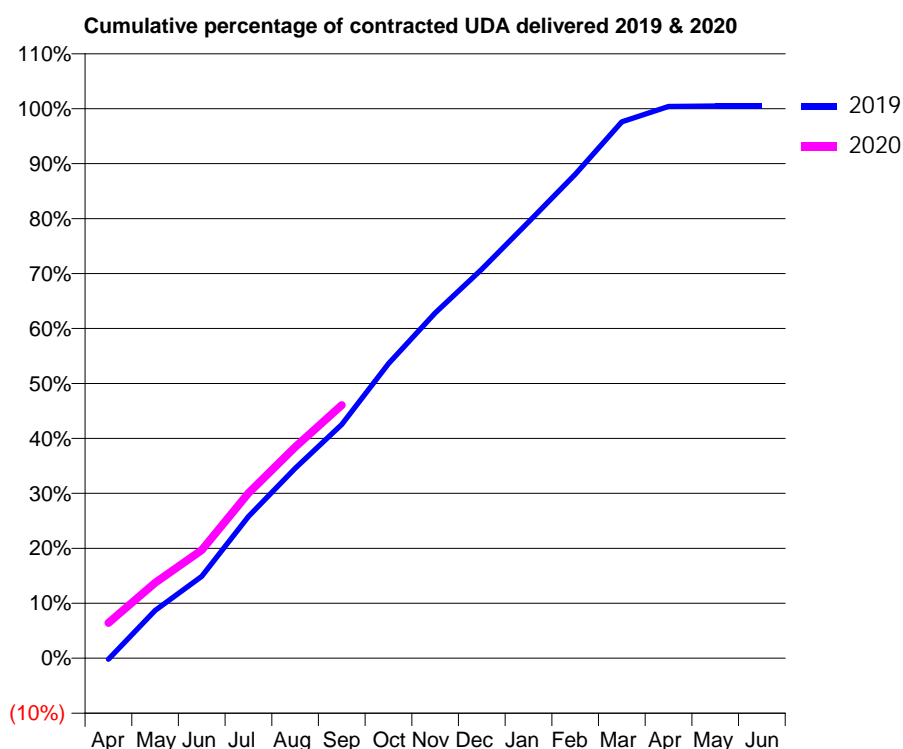
19/20 Contracted general activity (UDA)	47,905
Carry forward general activity (UDA)	-226
19/20 Contracted orthodontic activity (UOA)	937
Carry forward orthodontic activity (UOA)	-18
Baseline contract value	£1,179,176.12

ACCESS*

Patients seen in 24 months	Total	Change since previous quarter
Quarter ending September 2018	16,647	
Quarter ending December 2018	16,787	→
Quarter ending March 2019	16,801	→
Quarter ending June 2019	16,797	→
Quarter ending September 2019	16,809	→
Variance since September 2018	1.0%	→



ACTIVITY



Month	Adjusted Scheduled Activity (UDA)	
	2019	2020
April	-97	3,070
May	4,165	6,574
June	7,146	9,427
July	12,354	14,401
August	16,559	18,409
September	20,368	22,074
October	25,674	
November	30,106	
December	33,909	
January	38,019	
February	42,176	
March	46,759	
April	48,103	
May	48,131	
June	48,132	

QUALITY

	Quantity	Base Number	Contract	AT	Region	England
% of FP17s for the same patient ID Re-attending within 3 months - Children	166	2,599	6.4%	9.6%	11.3%	11.5%
% of FP17s for the same patient ID Re-attending within 3 months - Adults	1,034	10,496	9.9%	12.9%	14.7%	15.4%
% of FP17s for the same patient ID Re-attending between 3 & 9 months - Children	1,739	2,599	66.9%	61.1%	60.8%	59.7%
% of FP17s for the same patient ID Re-attending between 3 & 9 months - Adults	7,227	10,496	68.9%	55.2%	52.8%	51.7%
% of FP17s for Band 1 Urgent Courses	668	12,287	5.4%	7.6%	8.2%	9.2%
% of FP17s Relating to Free Repair or Replacements	70	12,287	0.6%	0.8%	0.7%	0.7%
% of FP17s Relating to Continuations	114	12,287	0.9%	0.8%	0.8%	0.8%
% of Patients satisfied with the dentistry they have received	6	6	N/A	93.1%	93.2%	93.5%
% of Patients satisfied with the time they had to wait for an appointment	6	6	N/A	89.9%	88.5%	87.4%

* This is based on patients treated on this contract for their most recent course of treatment. Figures in italics indicate the base number of FP17s or Patient Questionnaire responses are less than 100. N/A is shown where the base number of responses is less than 10 during the period. % is calculated as Quantity/Base number*100

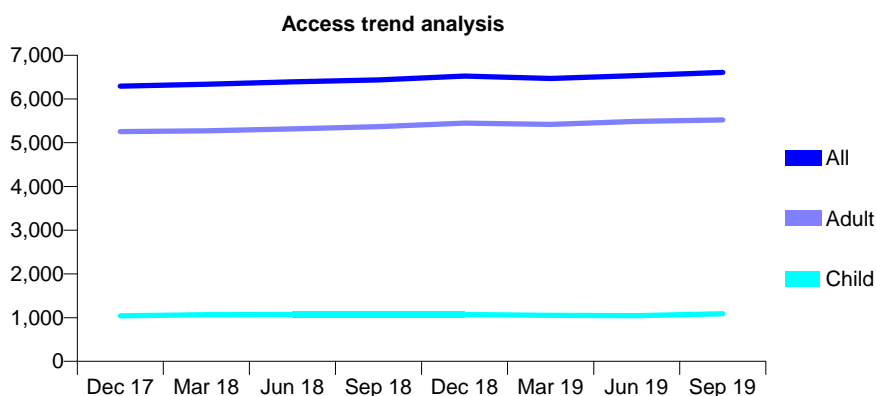
Q60 - Vital Signs At a Glance Contract Report for 140015/0001 - September 2019

Name or company name	Shropshire Dental Limited
Contract type name	GDS Contract
Purpose of contract	General and Orthodontic
Contract start date	01/10/2014
Contract end date	

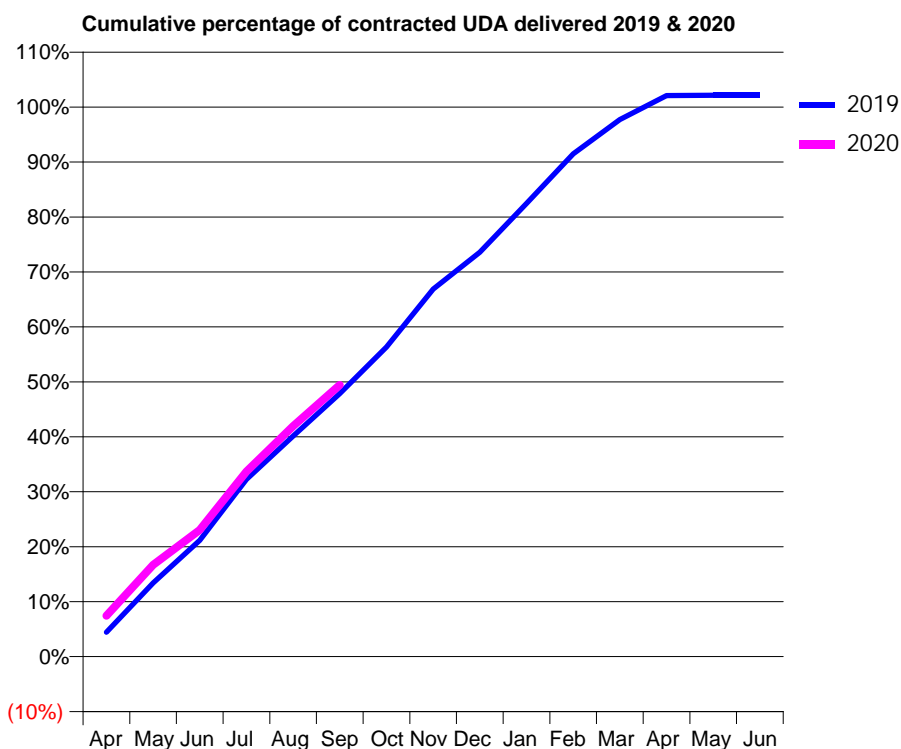
19/20 Contracted general activity (UDA)	16,278
Carry forward general activity (UDA)	-325
19/20 Contracted orthodontic activity (UOA)	981
Carry forward orthodontic activity (UOA)	-19
Baseline contract value	£476,480.20

ACCESS*

Patients seen in 24 months	Total	Change since previous quarter
Quarter ending September 2018	6,438	
Quarter ending December 2018	6,522	→
Quarter ending March 2019	6,469	→
Quarter ending June 2019	6,534	→
Quarter ending September 2019	6,609	→
Variance since September 2018	2.7%	↑



ACTIVITY



Month	Adjusted Scheduled Activity (UDA)	
	2019	2020
April	724	1,209
May	2,183	2,721
June	3,445	3,750
July	5,250	5,483
August	6,536	6,827
September	7,793	8,047
October	9,170	
November	10,886	
December	11,981	
January	13,421	
February	14,892	
March	15,907	
April	16,617	
May	16,629	
June	16,628	

QUALITY

	Quantity	Base Number	Contract	AT	Region	England
% of FP17s for the same patient ID Re-attending within 3 months - Children	88	941	9.4%	9.6%	11.3%	11.5%
% of FP17s for the same patient ID Re-attending within 3 months - Adults	246	3,910	6.3%	12.9%	14.7%	15.4%
% of FP17s for the same patient ID Re-attending between 3 & 9 months - Children	527	941	56.0%	61.1%	60.8%	59.7%
% of FP17s for the same patient ID Re-attending between 3 & 9 months - Adults	2,404	3,910	61.5%	55.2%	52.8%	51.7%
% of FP17s for Band 1 Urgent Courses	150	4,271	3.5%	7.6%	8.2%	9.2%
% of FP17s Relating to Free Repair or Replacements	8	4,271	0.2%	0.8%	0.7%	0.7%
% of FP17s Relating to Continuations	2	4,271	0.0%	0.8%	0.8%	0.8%
% of Patients satisfied with the dentistry they have received	10	11	90.9%	93.1%	93.2%	93.5%
% of Patients satisfied with the time they had to wait for an appointment	10	11	90.9%	89.9%	88.5%	87.4%

* This is based on patients treated on this contract for their most recent course of treatment. Figures in italics indicate the base number of FP17s or Patient Questionnaire responses are less than 100. N/A is shown where the base number of responses is less than 10 during the period. % is calculated as Quantity/Base number*100

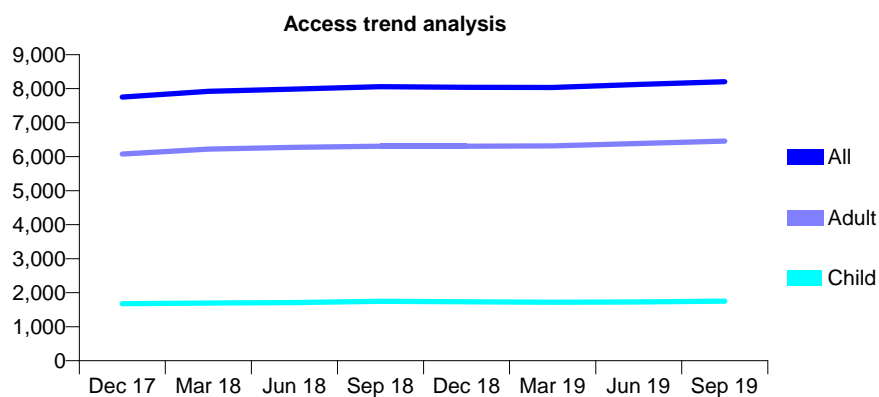
Q60 - Vital Signs At a Glance Contract Report for 140015/0002 - September 2019

Name or company name	Shropshire Dental Limited
Contract type name	GDS Contract
Purpose of contract	General
Contract start date	01/10/2014
Contract end date	

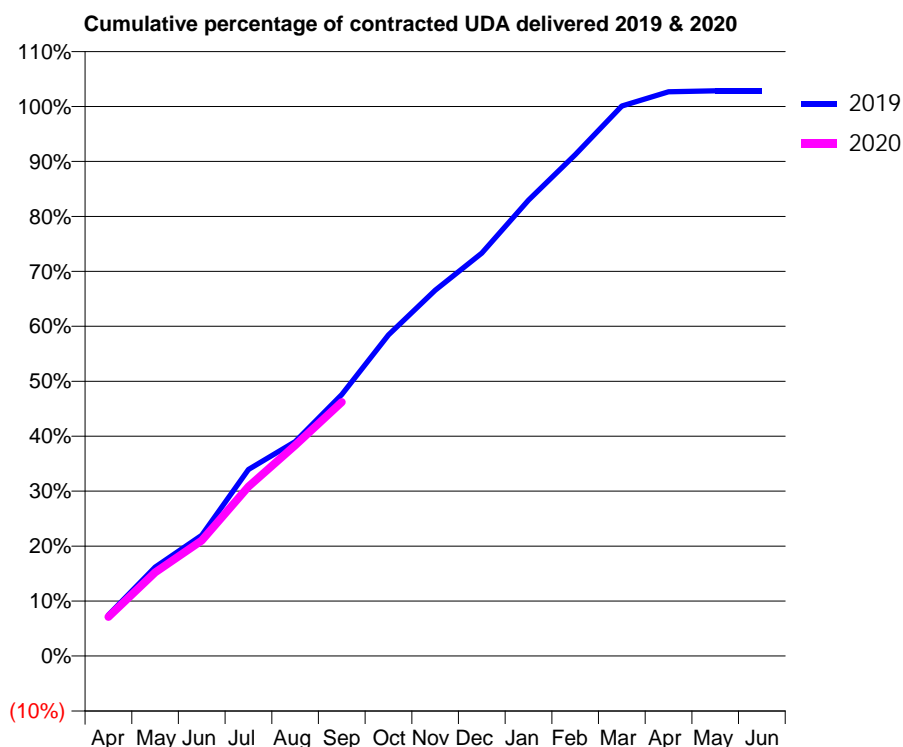
19/20 Contracted general activity (UDA)	18,421
Carry forward general activity (UDA)	-368
19/20 Contracted orthodontic activity (UOA)	0
Carry forward orthodontic activity (UOA)	0
Baseline contract value	£579,908.98

ACCESS*

Patients seen in 24 months	Total	Change since previous quarter
Quarter ending September 2018	8,057	
Quarter ending December 2018	8,041	→
Quarter ending March 2019	8,038	→
Quarter ending June 2019	8,125	→
Quarter ending September 2019	8,207	→
Variance since September 2018	1.9%	→



ACTIVITY



Month	Adjusted Scheduled Activity (UDA)	
	2019	2020
April	1,379	1,313
May	2,980	2,805
June	4,046	3,869
July	6,254	5,679
August	7,188	7,064
September	8,762	8,512
October	10,761	
November	12,259	
December	13,506	
January	15,282	
February	16,805	
March	18,437	
April	18,910	
May	18,942	
June	18,946	

QUALITY

	Quantity	Base Number	Contract	AT	Region	England
% of FP17s for the same patient ID Re-attending within 3 months - Children	24	1,258	1.9%	9.6%	11.3%	11.5%
% of FP17s for the same patient ID Re-attending within 3 months - Adults	198	4,496	4.4%	12.9%	14.7%	15.4%
% of FP17s for the same patient ID Re-attending between 3 & 9 months - Children	771	1,258	61.3%	61.1%	60.8%	59.7%
% of FP17s for the same patient ID Re-attending between 3 & 9 months - Adults	2,910	4,496	64.7%	55.2%	52.8%	51.7%
% of FP17s for Band 1 Urgent Courses	126	5,357	2.4%	7.6%	8.2%	9.2%
% of FP17s Relating to Free Repair or Replacements	5	5,357	0.1%	0.8%	0.7%	0.7%
% of FP17s Relating to Continuations	5	5,357	0.1%	0.8%	0.8%	0.8%
% of Patients satisfied with the dentistry they have received	8	8	N/A	93.1%	93.2%	93.5%
% of Patients satisfied with the time they had to wait for an appointment	8	8	N/A	89.9%	88.5%	87.4%

* This is based on patients treated on this contract for their most recent course of treatment. Figures in italics indicate the base number of FP17s or Patient Questionnaire responses are less than 100. N/A is shown where the base number of responses is less than 10 during the period. % is calculated as Quantity/Base number*100

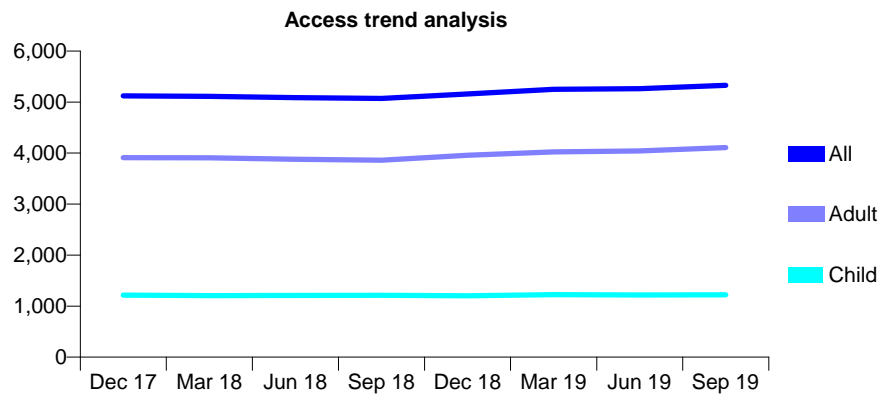
Q60 - Vital Signs At a Glance Contract Report for 140392/0001 - September 2019

Name or company name	Regency House Dental Practice Ltd
Contract type name	GDS Contract
Purpose of contract	General and Orthodontic
Contract start date	01/04/2008
Contract end date	

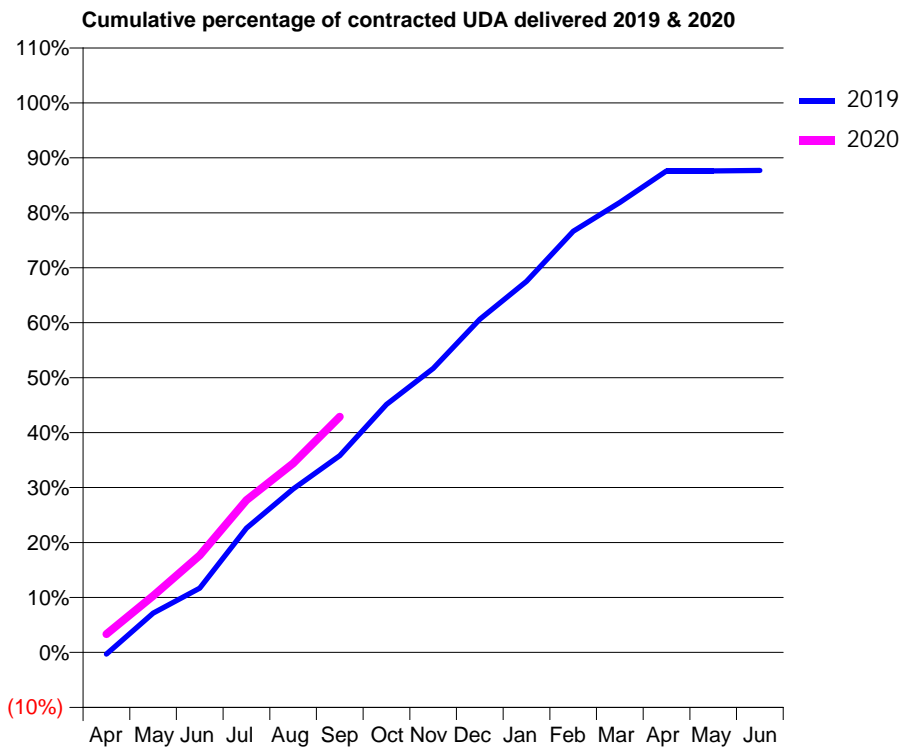
19/20 Contracted general activity (UDA)	15,694
Carry forward general activity (UDA)	0
19/20 Contracted orthodontic activity (UOA)	1,001
Carry forward orthodontic activity (UOA)	-7
Baseline contract value	£491,737.71

ACCESS*

Patients seen in 24 months	Total	Change since previous quarter
Quarter ending September 2018	5,071	
Quarter ending December 2018	5,160	→
Quarter ending March 2019	5,250	→
Quarter ending June 2019	5,262	→
Quarter ending September 2019	5,330	→
Variance since September 2018	5.1%	↑



ACTIVITY



Month	Adjusted Scheduled Activity (UDA)	
	2019	2020
April	-55	525
May	1,194	1,615
June	1,954	2,774
July	3,778	4,349
August	4,968	5,397
September	5,978	6,732
October	7,533	
November	8,629	
December	10,120	
January	11,271	
February	12,794	
March	13,665	
April	14,627	
May	14,627	
June	14,641	

QUALITY

	Quantity	Base Number	Contract	AT	Region	England
% of FP17s for the same patient ID Re-attending within 3 months - Children	220	1,209	18.2%	9.6%	11.3%	11.5%
% of FP17s for the same patient ID Re-attending within 3 months - Adults	513	3,109	16.5%	12.9%	14.7%	15.4%
% of FP17s for the same patient ID Re-attending between 3 & 9 months - Children	699	1,209	57.8%	61.1%	60.8%	59.7%
% of FP17s for the same patient ID Re-attending between 3 & 9 months - Adults	1,539	3,109	49.5%	55.2%	52.8%	51.7%
% of FP17s for Band 1 Urgent Courses	252	3,719	6.8%	7.6%	8.2%	9.2%
% of FP17s Relating to Free Repair or Replacements	60	3,719	1.6%	0.8%	0.7%	0.7%
% of FP17s Relating to Continuations	33	3,719	0.9%	0.8%	0.8%	0.8%
% of Patients satisfied with the dentistry they have received	5	5	N/A	93.1%	93.2%	93.5%
% of Patients satisfied with the time they had to wait for an appointment	5	5	N/A	89.9%	88.5%	87.4%

* This is based on patients treated on this contract for their most recent course of treatment. Figures in italics indicate the base number of FP17s or Patient Questionnaire responses are less than 100. N/A is shown where the base number of responses is less than 10 during the period. % is calculated as Quantity/Base number*100

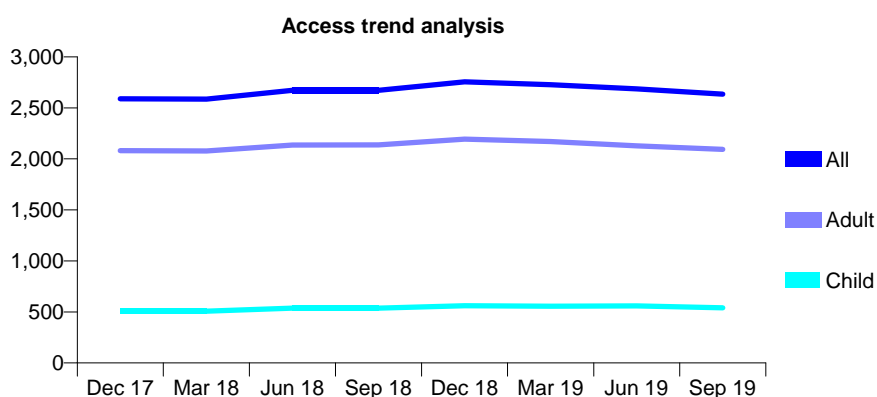
Q60 - Vital Signs At a Glance Contract Report for 140953/0001 - September 2019

Name or company name	Bayston Hill Dental Practice
Contract type name	GDS Contract
Purpose of contract	General
Contract start date	01/07/2013
Contract end date	

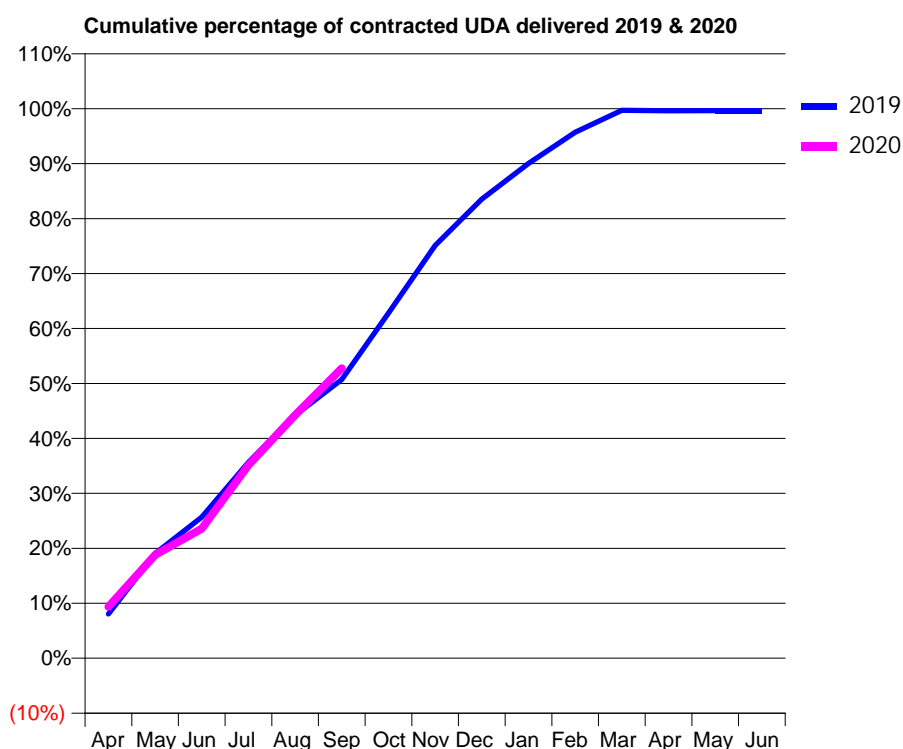
19/20 Contracted general activity (UDA)	6,900
Carry forward general activity (UDA)	26
19/20 Contracted orthodontic activity (UOA)	0
Carry forward orthodontic activity (UOA)	0
Baseline contract value	£230,525.87

ACCESS*

Patients seen in 24 months	Total	Change since previous quarter
Quarter ending September 2018	2,673	
Quarter ending December 2018	2,755	↑
Quarter ending March 2019	2,727	↓
Quarter ending June 2019	2,687	↓
Quarter ending September 2019	2,634	↓
Variance since September 2018	(1.5%)	↓



ACTIVITY



Month	2019	2020
April	555	646
May	1,316	1,297
June	1,773	1,626
July	2,460	2,424
August	3,052	3,054
September	3,500	3,639
October	4,334	
November	5,183	
December	5,765	
January	6,213	
February	6,605	
March	6,879	
April	6,873	
May	6,874	
June	6,874	

QUALITY

	Quantity	Base Number	Contract	AT	Region	England
% of FP17s for the same patient ID Re-attending within 3 months - Children	40	484	8.3%	9.6%	11.3%	11.5%
% of FP17s for the same patient ID Re-attending within 3 months - Adults	155	1,529	10.1%	12.9%	14.7%	15.4%
% of FP17s for the same patient ID Re-attending between 3 & 9 months - Children	279	484	57.6%	61.1%	60.8%	59.7%
% of FP17s for the same patient ID Re-attending between 3 & 9 months - Adults	849	1,529	55.5%	55.2%	52.8%	51.7%
% of FP17s for Band 1 Urgent Courses	92	2,000	4.6%	7.6%	8.2%	9.2%
% of FP17s Relating to Free Repair or Replacements	7	2,000	0.4%	0.8%	0.7%	0.7%
% of FP17s Relating to Continuations	7	2,000	0.4%	0.8%	0.8%	0.8%
% of Patients satisfied with the dentistry they have received	1	1	N/A	93.1%	93.2%	93.5%
% of Patients satisfied with the time they had to wait for an appointment	1	1	N/A	89.9%	88.5%	87.4%

* This is based on patients treated on this contract for their most recent course of treatment. Figures in italics indicate the base number of FP17s or Patient Questionnaire responses are less than 100. N/A is shown where the base number of responses is less than 10 during the period. % is calculated as Quantity/Base number*100

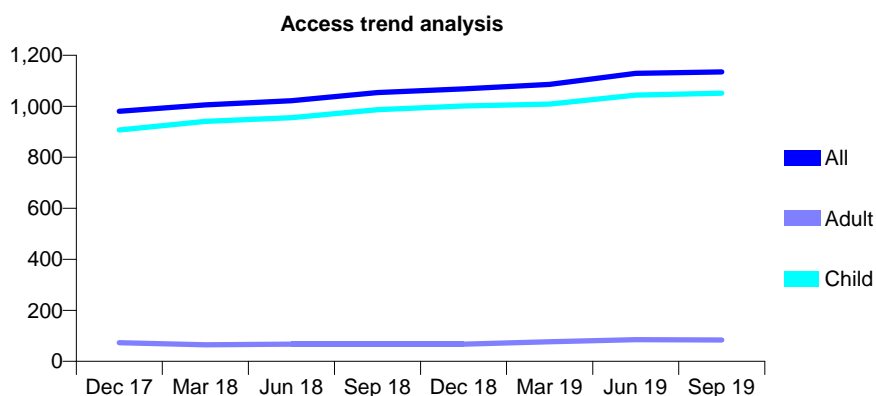
Q60 - Vital Signs At a Glance Contract Report for 141585/0001 - September 2019

Name or company name	Shifnal Dental Practice
Contract type name	GDS Contract
Purpose of contract	General
Contract start date	01/06/2008
Contract end date	

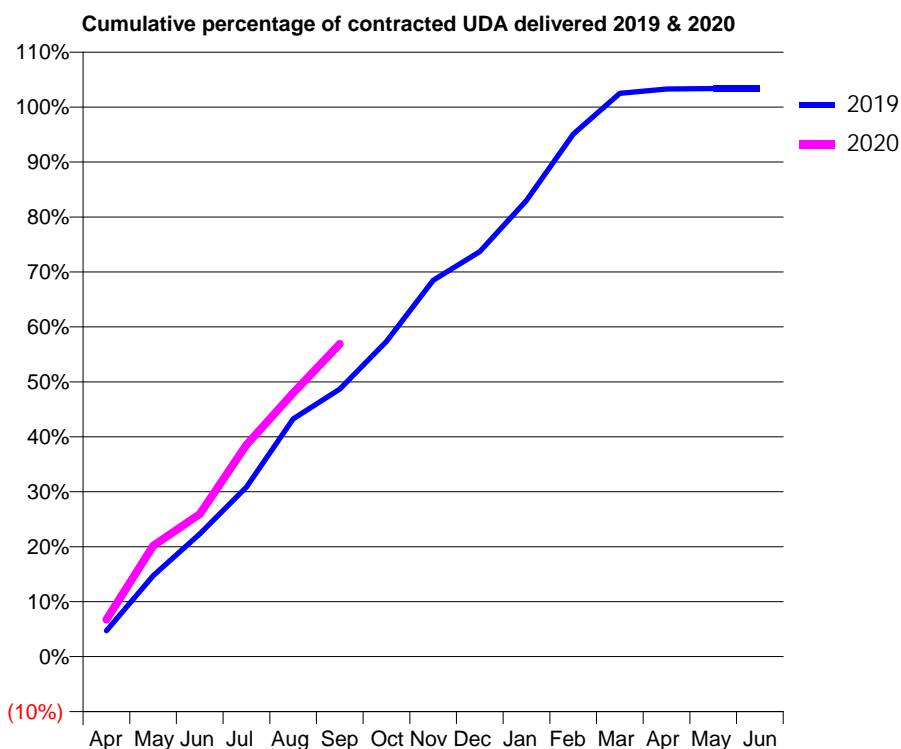
19/20 Contracted general activity (UDA)	2,010
Carry forward general activity (UDA)	-40
19/20 Contracted orthodontic activity (UOA)	0
Carry forward orthodontic activity (UOA)	0
Baseline contract value	£43,198.52

ACCESS*

Patients seen in 24 months	Total	Change since previous quarter
Quarter ending September 2018	1,054	
Quarter ending December 2018	1,068	→
Quarter ending March 2019	1,086	→
Quarter ending June 2019	1,129	↑
Quarter ending September 2019	1,135	→
Variance since September 2018	7.7%	↑



ACTIVITY



Month	Adjusted Scheduled Activity (UDA)	
	2019	2020
April	95	135
May	296	406
June	449	521
July	620	775
August	870	965
September	978	1,144
October	1,153	
November	1,376	
December	1,481	
January	1,669	
February	1,911	
March	2,060	
April	2,076	
May	2,078	
June	2,078	

QUALITY

	Quantity	Base Number	Contract	AT	Region	England
% of FP17s for the same patient ID Re-attending within 3 months - Children	65	861	7.5%	9.6%	11.3%	11.5%
% of FP17s for the same patient ID Re-attending within 3 months - Adults	0	0	N/A	12.9%	14.7%	15.4%
% of FP17s for the same patient ID Re-attending between 3 & 9 months - Children	536	861	62.3%	61.1%	60.8%	59.7%
% of FP17s for the same patient ID Re-attending between 3 & 9 months - Adults	0	0	N/A	55.2%	52.8%	51.7%
% of FP17s for Band 1 Urgent Courses	33	839	3.9%	7.6%	8.2%	9.2%
% of FP17s Relating to Free Repair or Replacements	0	839	0.0%	0.8%	0.7%	0.7%
% of FP17s Relating to Continuations	0	839	0.0%	0.8%	0.8%	0.8%
% of Patients satisfied with the dentistry they have received	1	1	N/A	93.1%	93.2%	93.5%
% of Patients satisfied with the time they had to wait for an appointment	1	1	N/A	89.9%	88.5%	87.4%

* This is based on patients treated on this contract for their most recent course of treatment. Figures in italics indicate the base number of FP17s or Patient Questionnaire responses are less than 100. N/A is shown where the base number of responses is less than 10 during the period. % is calculated as Quantity/Base number*100

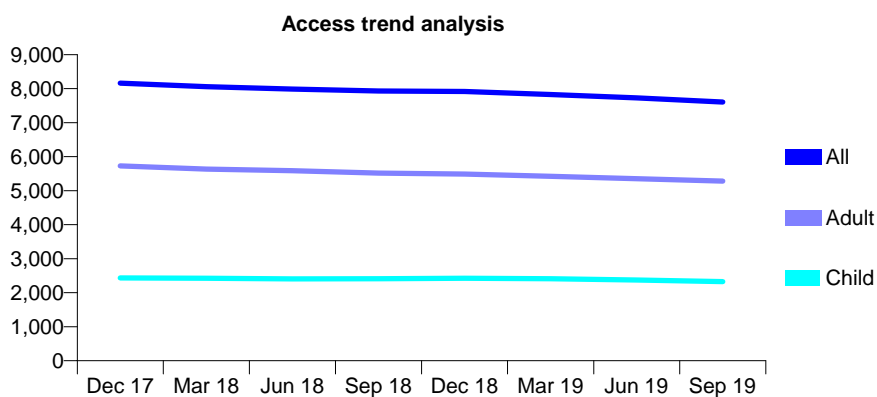
Q60 - Vital Signs At a Glance Contract Report for 142425/0001 - September 2019

Name or company name	Waterloo Dental Practice
Contract type name	GDS Contract
Purpose of contract	General
Contract start date	01/04/2013
Contract end date	

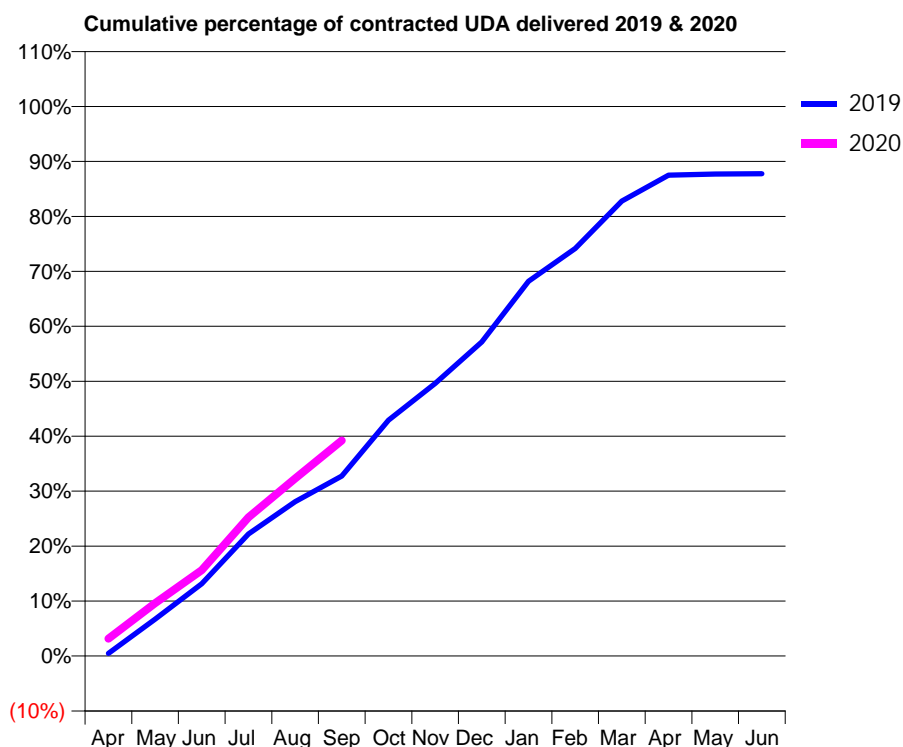
19/20 Contracted general activity (UDA)	25,316
Carry forward general activity (UDA)	0
19/20 Contracted orthodontic activity (UOA)	0
Carry forward orthodontic activity (UOA)	0
Baseline contract value	£719,329.86

ACCESS*

Patients seen in 24 months	Total	Change since previous quarter
Quarter ending September 2018	7,930	
Quarter ending December 2018	7,915	→
Quarter ending March 2019	7,831	↓
Quarter ending June 2019	7,727	↓
Quarter ending September 2019	7,607	↓
Variance since September 2018	(4.1%)	↓



ACTIVITY



Month	Adjusted Scheduled Activity (UDA)	
	2019	2020
April	119	804
May	1,697	2,435
June	3,328	3,955
July	5,625	6,392
August	7,112	8,179
September	8,292	9,924
October	10,864	
November	12,560	
December	14,470	
January	17,260	
February	18,777	
March	20,959	
April	22,149	
May	22,199	
June	22,218	

QUALITY

	Quantity	Base Number	Contract	AT	Region	England
% of FP17s for the same patient ID Re-attending within 3 months - Children	84	1,572	5.3%	9.6%	11.3%	11.5%
% of FP17s for the same patient ID Re-attending within 3 months - Adults	527	3,754	14.0%	12.9%	14.7%	15.4%
% of FP17s for the same patient ID Re-attending between 3 & 9 months - Children	960	1,572	61.1%	61.1%	60.8%	59.7%
% of FP17s for the same patient ID Re-attending between 3 & 9 months - Adults	2,365	3,754	63.0%	55.2%	52.8%	51.7%
% of FP17s for Band 1 Urgent Courses	175	4,878	3.6%	7.6%	8.2%	9.2%
% of FP17s Relating to Free Repair or Replacements	53	4,878	1.1%	0.8%	0.7%	0.7%
% of FP17s Relating to Continuations	92	4,878	1.9%	0.8%	0.8%	0.8%
% of Patients satisfied with the dentistry they have received	13	13	100.0%	93.1%	93.2%	93.5%
% of Patients satisfied with the time they had to wait for an appointment	12	13	92.3%	89.9%	88.5%	87.4%

* This is based on patients treated on this contract for their most recent course of treatment.

Figures in italics indicate the base number of FP17s or Patient Questionnaire responses are less than 100. N/A is shown where the base number of responses is less than 10 during the period. % is calculated as Quantity/Base number*100

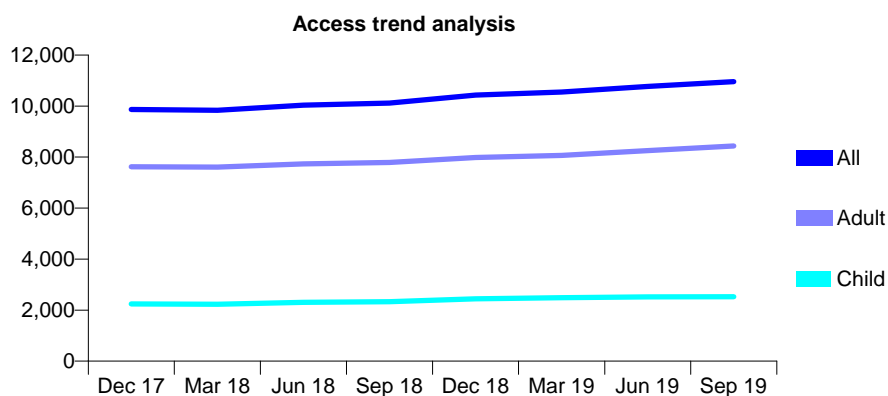
Q60 - Vital Signs At a Glance Contract Report for 143049/0001 - September 2019

Name or company name	Stirchley Dental Practice
Contract type name	GDS Contract
Purpose of contract	General
Contract start date	01/04/2008
Contract end date	

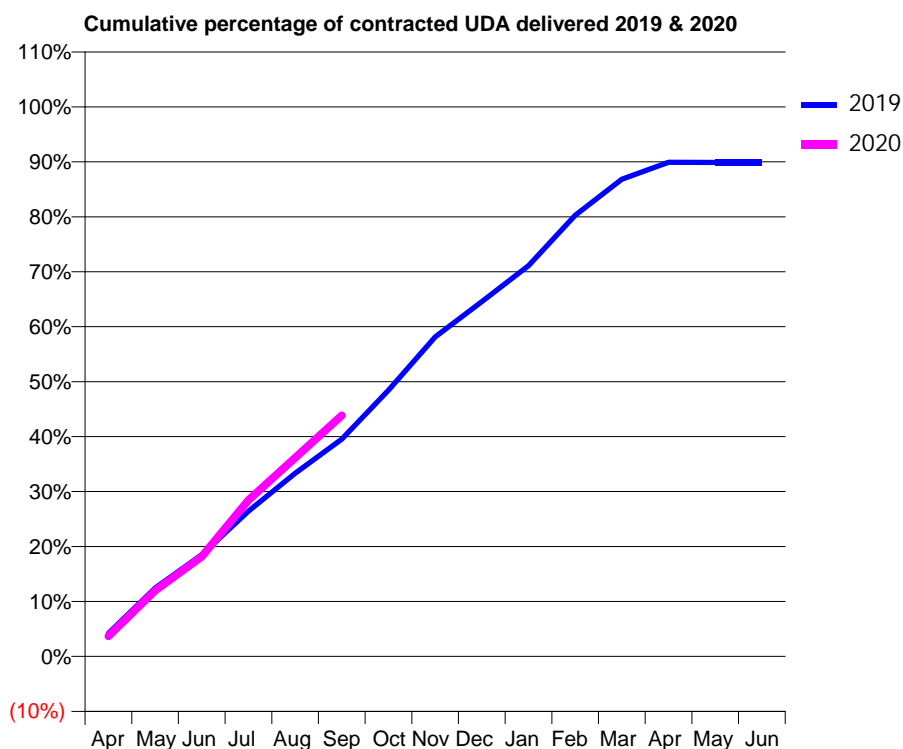
19/20 Contracted general activity (UDA)	41,071
Carry forward general activity (UDA)	0
19/20 Contracted orthodontic activity (UOA)	0
Carry forward orthodontic activity (UOA)	0
Baseline contract value	£1,192,734.09

ACCESS*

Patients seen in 24 months	Total	Change since previous quarter
Quarter ending September 2018	10,118	
Quarter ending December 2018	10,428	↑
Quarter ending March 2019	10,550	→
Quarter ending June 2019	10,771	↑
Quarter ending September 2019	10,958	→
Variance since September 2018	8.3%	↑



ACTIVITY



Month	2019	2020
April	1,727	1,520
May	5,115	4,928
June	7,595	7,463
July	10,854	11,685
August	13,689	14,845
September	16,245	18,007
October	19,900	
November	23,883	
December	26,501	
January	29,203	
February	32,977	
March	35,665	
April	36,927	
May	36,924	
June	36,909	

QUALITY

	Quantity	Base Number	Contract	AT	Region	England
% of FP17s for the same patient ID Re-attending within 3 months - Children	152	2,030	7.5%	9.6%	11.3%	11.5%
% of FP17s for the same patient ID Re-attending within 3 months - Adults	1,064	6,650	16.0%	12.9%	14.7%	15.4%
% of FP17s for the same patient ID Re-attending between 3 & 9 months - Children	1,252	2,030	61.7%	61.1%	60.8%	59.7%
% of FP17s for the same patient ID Re-attending between 3 & 9 months - Adults	3,560	6,650	53.5%	55.2%	52.8%	51.7%
% of FP17s for Band 1 Urgent Courses	898	8,081	11.1%	7.6%	8.2%	9.2%
% of FP17s Relating to Free Repair or Replacements	190	8,081	2.4%	0.8%	0.7%	0.7%
% of FP17s Relating to Continuations	121	8,081	1.5%	0.8%	0.8%	0.8%
% of Patients satisfied with the dentistry they have received	4	4	N/A	93.1%	93.2%	93.5%
% of Patients satisfied with the time they had to wait for an appointment	4	4	N/A	89.9%	88.5%	87.4%

* This is based on patients treated on this contract for their most recent course of treatment. Figures in italics indicate the base number of FP17s or Patient Questionnaire responses are less than 100. N/A is shown where the base number of responses is less than 10 during the period. % is calculated as Quantity/Base number*100

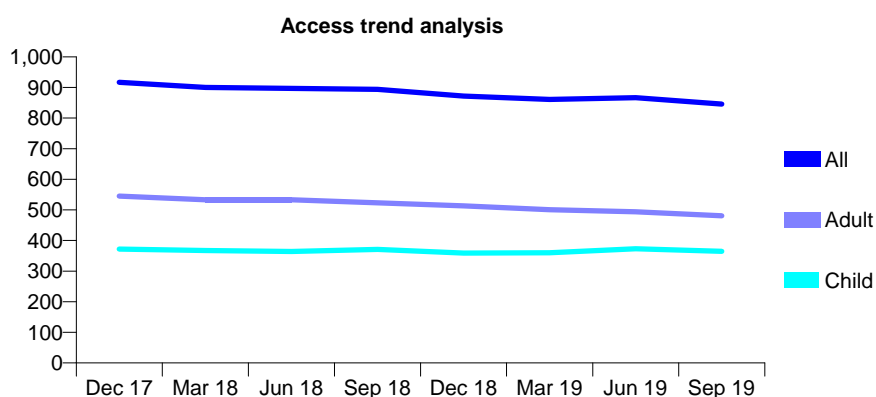
Q60 - Vital Signs At a Glance Contract Report for 144991/0001 - September 2019

Name or company name	Sue Meredith / Aquil Rajabali
Contract type name	GDS Contract
Purpose of contract	General
Contract start date	01/04/2013
Contract end date	

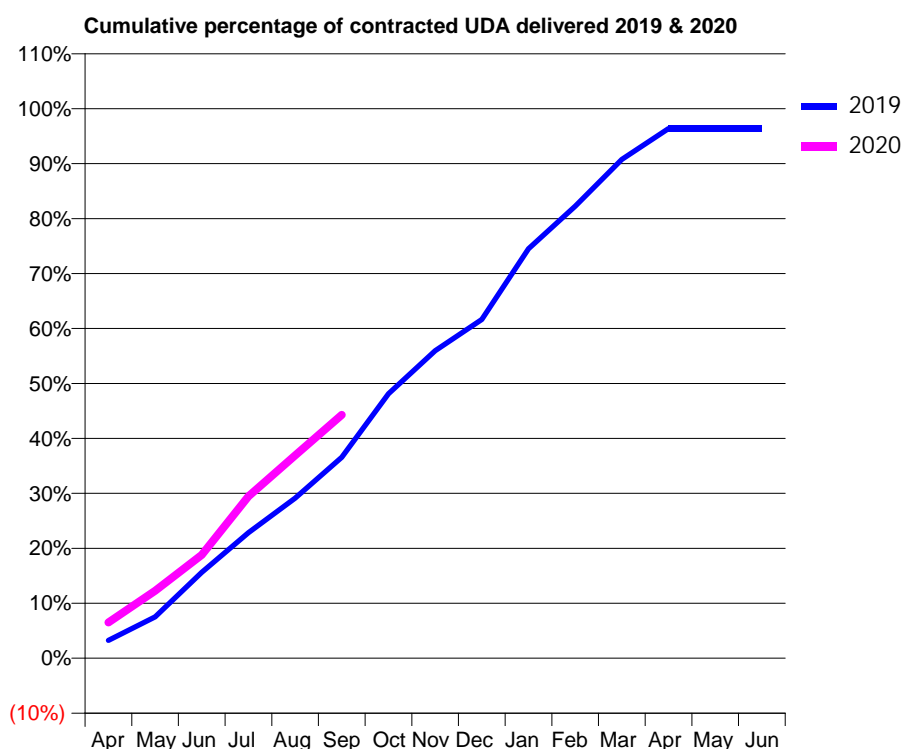
19/20 Contracted general activity (UDA)	2,731
Carry forward general activity (UDA)	99
19/20 Contracted orthodontic activity (UOA)	0
Carry forward orthodontic activity (UOA)	0
Baseline contract value	£64,539.46

ACCESS*

Patients seen in 24 months	Total	Change since previous quarter
Quarter ending September 2018	894	
Quarter ending December 2018	872	↓
Quarter ending March 2019	861	↓
Quarter ending June 2019	867	→
Quarter ending September 2019	846	↓
Variance since September 2018	(5.4%)	↓



ACTIVITY



Month	2019	2020
April	88	178
May	206	336
June	427	513
July	624	804
August	795	1,008
September	998	1,209
October	1,315	
November	1,529	
December	1,683	
January	2,035	
February	2,246	
March	2,479	
April	2,632	
May	2,632	
June	2,632	

QUALITY

	Quantity	Base Number	Contract	AT	Region	England
% of FP17s for the same patient ID Re-attending within 3 months - Children	22	315	7.0%	9.6%	11.3%	11.5%
% of FP17s for the same patient ID Re-attending within 3 months - Adults	43	309	13.9%	12.9%	14.7%	15.4%
% of FP17s for the same patient ID Re-attending between 3 & 9 months - Children	190	315	60.3%	61.1%	60.8%	59.7%
% of FP17s for the same patient ID Re-attending between 3 & 9 months - Adults	178	309	57.6%	55.2%	52.8%	51.7%
% of FP17s for Band 1 Urgent Courses	15	572	2.6%	7.6%	8.2%	9.2%
% of FP17s Relating to Free Repair or Replacements	2	572	0.3%	0.8%	0.7%	0.7%
% of FP17s Relating to Continuations	1	572	0.2%	0.8%	0.8%	0.8%
% of Patients satisfied with the dentistry they have received	1	1	N/A	93.1%	93.2%	93.5%
% of Patients satisfied with the time they had to wait for an appointment	1	1	N/A	89.9%	88.5%	87.4%

* This is based on patients treated on this contract for their most recent course of treatment. Figures in italics indicate the base number of FP17s or Patient Questionnaire responses are less than 100. N/A is shown where the base number of responses is less than 10 during the period. % is calculated as Quantity/Base number*100

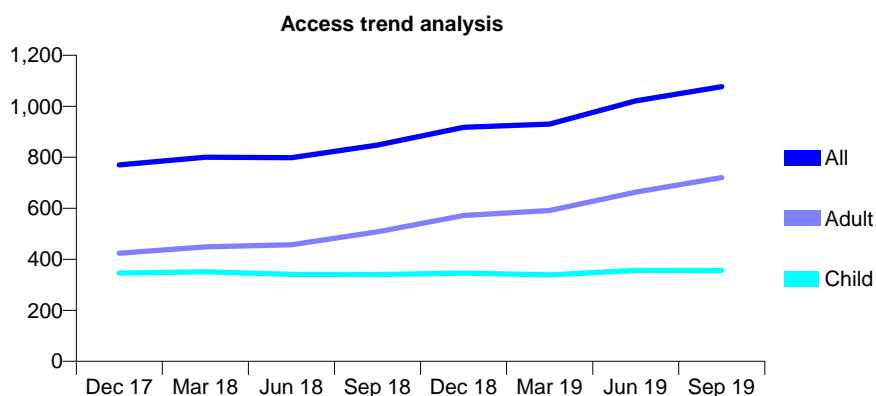
Q60 - Vital Signs At a Glance Contract Report for 145947/0001 - September 2019

Name or company name	Mr A K R Jakhu
Contract type name	GDS Contract
Purpose of contract	General
Contract start date	08/01/2015
Contract end date	

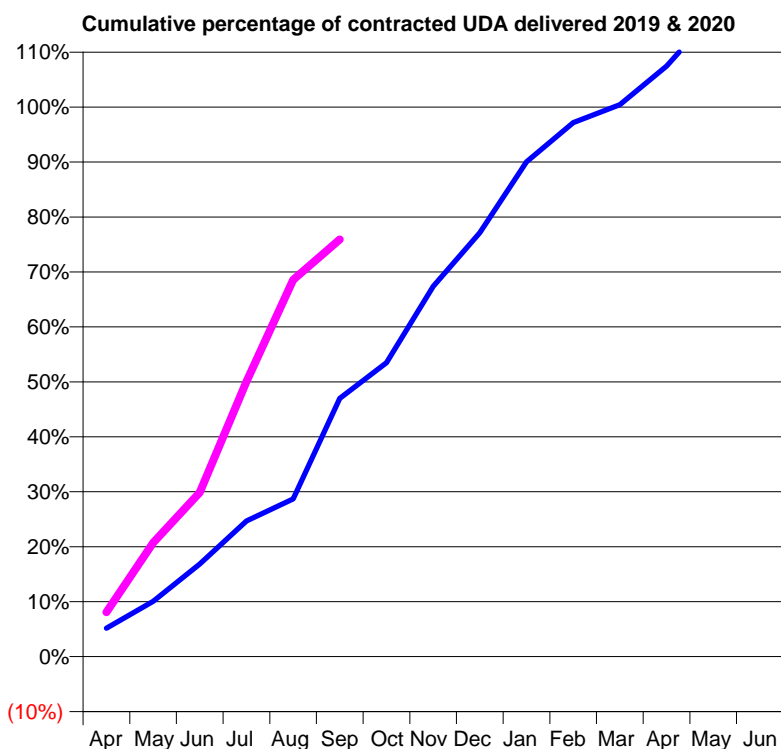
19/20 Contracted general activity (UDA)	2,058
Carry forward general activity (UDA)	-41
19/20 Contracted orthodontic activity (UOA)	0
Carry forward orthodontic activity (UOA)	0
Baseline contract value	£47,380.08

ACCESS*

Patients seen in 24 months	Total	Change since previous quarter
Quarter ending September 2018	848	
Quarter ending December 2018	918	↑
Quarter ending March 2019	930	→
Quarter ending June 2019	1,021	↑
Quarter ending September 2019	1,077	↑
Variance since September 2018	27.0%	↑



ACTIVITY



Month	Adjusted Scheduled Activity (UDA)	
	2019	2020
April	106	167
May	207	426
June	347	614
July	508	1,030
August	590	1,411
September	967	1,562
October	1,100	
November	1,387	
December	1,587	
January	1,853	
February	1,999	
March	2,067	
April	2,211	
May	2,405	
June	2,405	

QUALITY

	Quantity	Base Number	Contract	AT	Region	England
% of FP17s for the same patient ID Re-attending within 3 months - Children	12	280	4.3%	9.6%	11.3%	11.5%
% of FP17s for the same patient ID Re-attending within 3 months - Adults	51	466	10.9%	12.9%	14.7%	15.4%
% of FP17s for the same patient ID Re-attending between 3 & 9 months - Children	152	280	54.3%	61.1%	60.8%	59.7%
% of FP17s for the same patient ID Re-attending between 3 & 9 months - Adults	174	466	37.3%	55.2%	52.8%	51.7%
% of FP17s for Band 1 Urgent Courses	44	581	7.6%	7.6%	8.2%	9.2%
% of FP17s Relating to Free Repair or Replacements	8	581	1.4%	0.8%	0.7%	0.7%
% of FP17s Relating to Continuations	0	581	0.0%	0.8%	0.8%	0.8%
% of Patients satisfied with the dentistry they have received	0	0	N/A	93.1%	93.2%	93.5%
% of Patients satisfied with the time they had to wait for an appointment	0	0	N/A	89.9%	88.5%	87.4%

* This is based on patients treated on this contract for their most recent course of treatment. Figures in italics indicate the base number of FP17s or Patient Questionnaire responses are less than 100. N/A is shown where the base number of responses is less than 10 during the period. % is calculated as Quantity/Base number*100

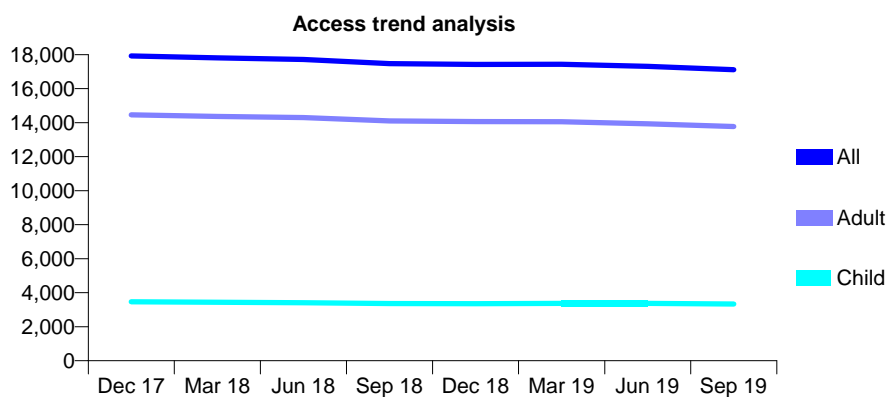
Q60 - Vital Signs At a Glance Contract Report for 148326/0001 - September 2019

Name or company name	Bore Street Dental Practice Limited
Contract type name	GDS Contract
Purpose of contract	General
Contract start date	01/07/2014
Contract end date	

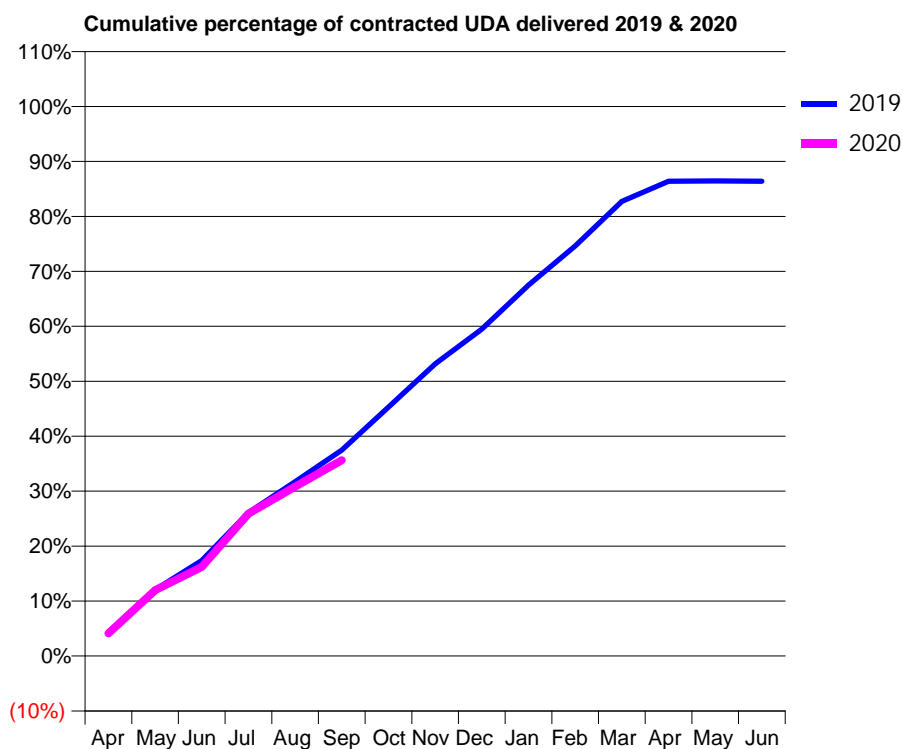
19/20 Contracted general activity (UDA)	49,250
Carry forward general activity (UDA)	0
19/20 Contracted orthodontic activity (UOA)	0
Carry forward orthodontic activity (UOA)	0
Baseline contract value	£1,154,625.07

ACCESS*

Patients seen in 24 months	Total	Change since previous quarter
Quarter ending September 2018	17,470	
Quarter ending December 2018	17,420	→
Quarter ending March 2019	17,429	→
Quarter ending June 2019	17,315	→
Quarter ending September 2019	17,114	↓
Variance since September 2018	(2.0%)	↓



ACTIVITY



Month	Adjusted Scheduled Activity (UDA)	
	2019	2020
April	2,130	2,021
May	5,944	5,910
June	8,565	7,985
July	12,858	12,753
August	15,628	15,190
September	18,442	17,550
October	22,308	
November	26,179	
December	29,297	
January	33,238	
February	36,755	
March	40,732	
April	42,553	
May	42,579	
June	42,556	

QUALITY

	Quantity	Base Number	Contract	AT	Region	England
% of FP17s for the same patient ID Re-attending within 3 months - Children	96	2,501	3.8%	9.6%	11.3%	11.5%
% of FP17s for the same patient ID Re-attending within 3 months - Adults	1,143	9,371	12.2%	12.9%	14.7%	15.4%
% of FP17s for the same patient ID Re-attending between 3 & 9 months - Children	1,696	2,501	67.8%	61.1%	60.8%	59.7%
% of FP17s for the same patient ID Re-attending between 3 & 9 months - Adults	5,462	9,371	58.3%	55.2%	52.8%	51.7%
% of FP17s for Band 1 Urgent Courses	601	10,879	5.5%	7.6%	8.2%	9.2%
% of FP17s Relating to Free Repair or Replacements	165	10,879	1.5%	0.8%	0.7%	0.7%
% of FP17s Relating to Continuations	186	10,879	1.7%	0.8%	0.8%	0.8%
% of Patients satisfied with the dentistry they have received	11	12	91.7%	93.1%	93.2%	93.5%
% of Patients satisfied with the time they had to wait for an appointment	8	12	66.7%	89.9%	88.5%	87.4%

* This is based on patients treated on this contract for their most recent course of treatment. Figures in italics indicate the base number of FP17s or Patient Questionnaire responses are less than 100. N/A is shown where the base number of responses is less than 10 during the period. % is calculated as Quantity/Base number*100

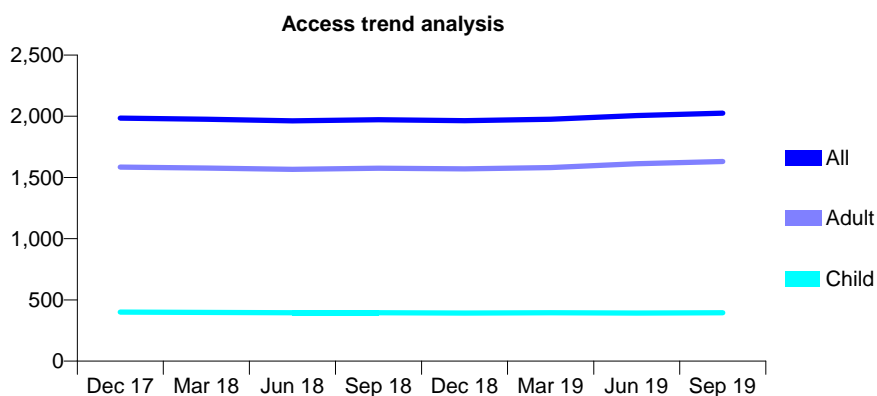
Q60 - Vital Signs At a Glance Contract Report for 148423/0001 - September 2019

Name or company name	Kinver Dental and Implant Surgery
Contract type name	GDS Contract
Purpose of contract	General and Orthodontic
Contract start date	05/01/2015
Contract end date	

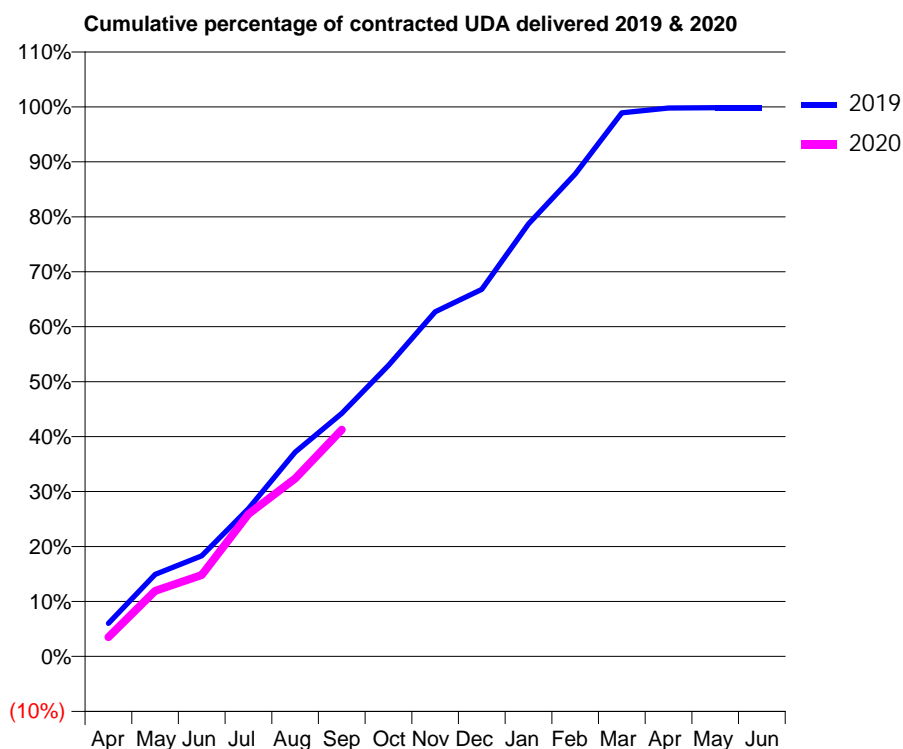
19/20 Contracted general activity (UDA)	7,076
Carry forward general activity (UDA)	10
19/20 Contracted orthodontic activity (UOA)	506
Carry forward orthodontic activity (UOA)	0
Baseline contract value	£192,376.00

ACCESS*

Patients seen in 24 months	Total	Change since previous quarter
Quarter ending September 2018	1,972	
Quarter ending December 2018	1,963	→
Quarter ending March 2019	1,976	→
Quarter ending June 2019	2,006	→
Quarter ending September 2019	2,026	→
Variance since September 2018	2.7%	↑



ACTIVITY



Adjusted Scheduled Activity (UDA)		
Month	2019	2020
April	424	248
May	1,057	844
June	1,296	1,049
July	1,904	1,834
August	2,631	2,291
September	3,130	2,920
October	3,748	
November	4,439	
December	4,727	
January	5,569	
February	6,212	
March	7,000	
April	7,061	
May	7,066	
June	7,066	

QUALITY

	Quantity	Base Number	Contract	AT	Region	England
% of FP17s for the same patient ID Re-attending within 3 months - Children	35	354	9.9%	9.6%	11.3%	11.5%
% of FP17s for the same patient ID Re-attending within 3 months - Adults	125	1,219	10.3%	12.9%	14.7%	15.4%
% of FP17s for the same patient ID Re-attending between 3 & 9 months - Children	220	354	62.1%	61.1%	60.8%	59.7%
% of FP17s for the same patient ID Re-attending between 3 & 9 months - Adults	805	1,219	66.0%	55.2%	52.8%	51.7%
% of FP17s for Band 1 Urgent Courses	74	1,500	4.9%	7.6%	8.2%	9.2%
% of FP17s Relating to Free Repair or Replacements	27	1,500	1.8%	0.8%	0.7%	0.7%
% of FP17s Relating to Continuations	15	1,500	1.0%	0.8%	0.8%	0.8%
% of Patients satisfied with the dentistry they have received	5	5	N/A	93.1%	93.2%	93.5%
% of Patients satisfied with the time they had to wait for an appointment	4	5	N/A	89.9%	88.5%	87.4%

* This is based on patients treated on this contract for their most recent course of treatment. Figures in italics indicate the base number of FP17s or Patient Questionnaire responses are less than 100. N/A is shown where the base number of responses is less than 10 during the period. % is calculated as Quantity/Base number*100

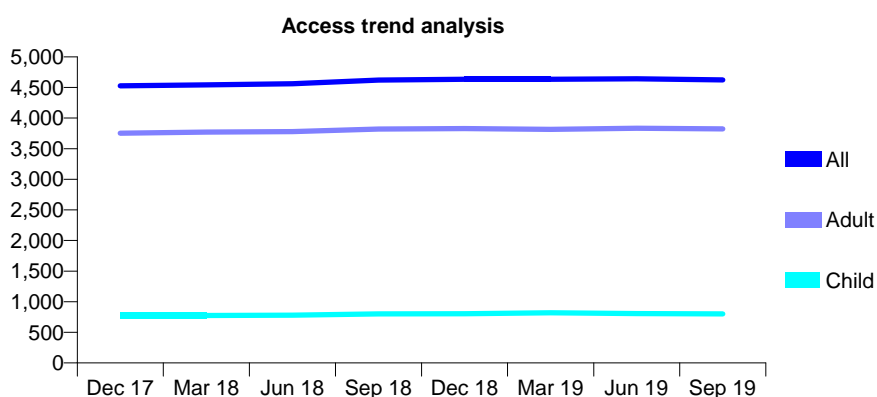
Q60 - Vital Signs At a Glance Contract Report for 148911/0001 - September 2019

Name or company name	Bowdlers House Dental Practice
Contract type name	GDS Contract
Purpose of contract	General
Contract start date	16/01/2015
Contract end date	

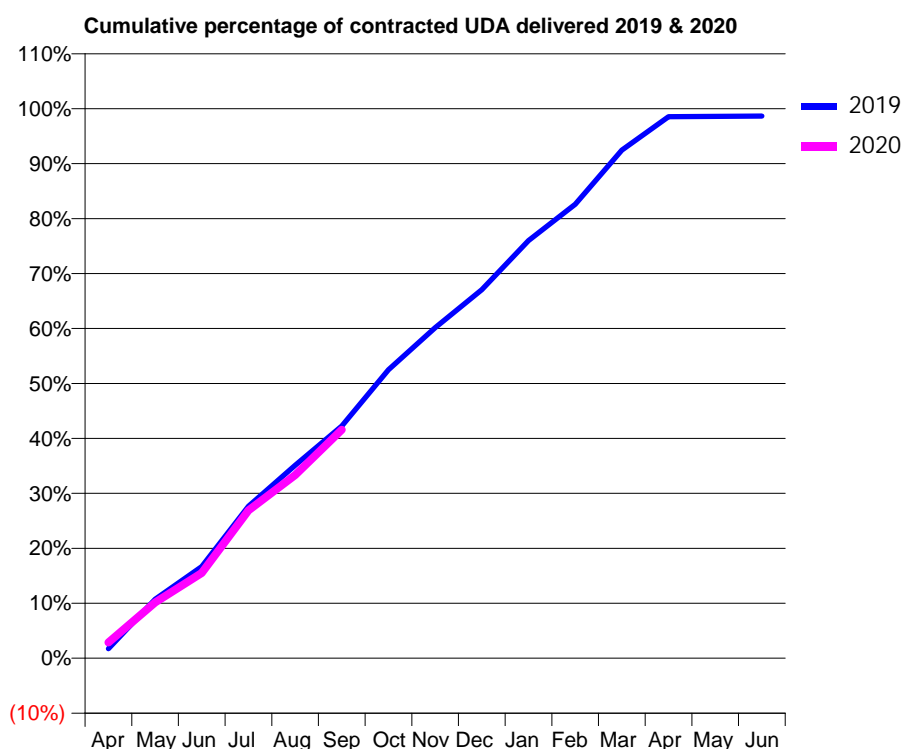
19/20 Contracted general activity (UDA)	13,360
Carry forward general activity (UDA)	178
19/20 Contracted orthodontic activity (UOA)	0
Carry forward orthodontic activity (UOA)	0
Baseline contract value	£317,520.39

ACCESS*

Patients seen in 24 months	Total	Change since previous quarter
Quarter ending September 2018	4,622	
Quarter ending December 2018	4,636	→
Quarter ending March 2019	4,636	→
Quarter ending June 2019	4,642	→
Quarter ending September 2019	4,624	→
Variance since September 2018	0.0%	→



ACTIVITY



Month	2019	2020
April	230	384
May	1,434	1,358
June	2,229	2,073
July	3,693	3,593
August	4,688	4,454
September	5,644	5,554
October	7,013	
November	8,036	
December	8,959	
January	10,152	
February	11,035	
March	12,351	
April	13,166	
May	13,172	
June	13,182	

QUALITY

	Quantity	Base Number	Contract	AT	Region	England
% of FP17s for the same patient ID Re-attending within 3 months - Children	37	662	5.6%	9.6%	11.3%	11.5%
% of FP17s for the same patient ID Re-attending within 3 months - Adults	343	2,955	11.6%	12.9%	14.7%	15.4%
% of FP17s for the same patient ID Re-attending between 3 & 9 months - Children	446	662	67.4%	61.1%	60.8%	59.7%
% of FP17s for the same patient ID Re-attending between 3 & 9 months - Adults	1,923	2,955	65.1%	55.2%	52.8%	51.7%
% of FP17s for Band 1 Urgent Courses	282	3,338	8.4%	7.6%	8.2%	9.2%
% of FP17s Relating to Free Repair or Replacements	11	3,338	0.3%	0.8%	0.7%	0.7%
% of FP17s Relating to Continuations	6	3,338	0.2%	0.8%	0.8%	0.8%
% of Patients satisfied with the dentistry they have received	7	7	N/A	93.1%	93.2%	93.5%
% of Patients satisfied with the time they had to wait for an appointment	7	7	N/A	89.9%	88.5%	87.4%

* This is based on patients treated on this contract for their most recent course of treatment.

Figures in italics indicate the base number of FP17s or Patient Questionnaire responses are less than 100. N/A is shown where the base number of responses is less than 10 during the period. % is calculated as Quantity/Base number*100

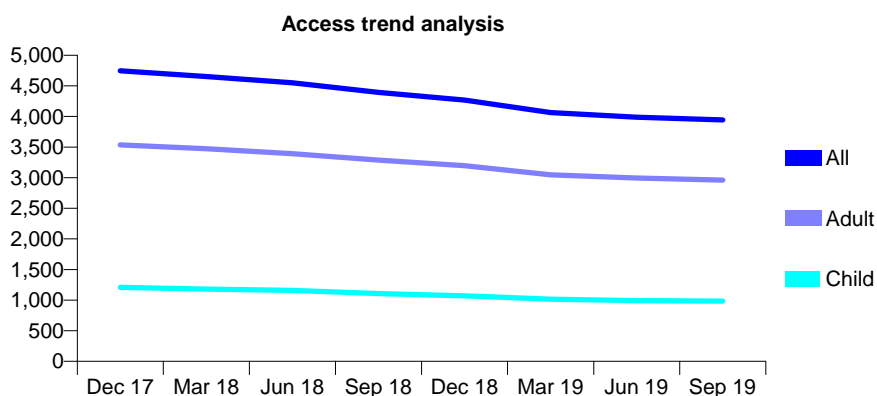
Q60 - Vital Signs At a Glance Contract Report for 149683/0001 - September 2019

Name or company name	Avenue Road Partnership
Contract type name	GDS Contract
Purpose of contract	General
Contract start date	01/09/2014
Contract end date	

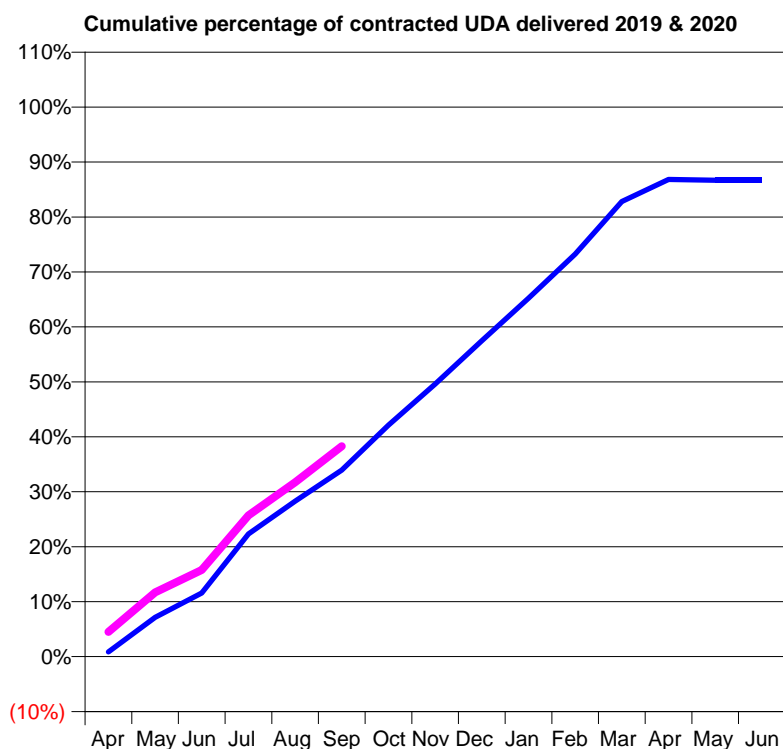
19/20 Contracted general activity (UDA)	13,790
Carry forward general activity (UDA)	0
19/20 Contracted orthodontic activity (UOA)	0
Carry forward orthodontic activity (UOA)	0
Baseline contract value	£406,020.19

ACCESS*

Patients seen in 24 months	Total	Change since previous quarter
Quarter ending September 2018	4,393	
Quarter ending December 2018	4,268	↓
Quarter ending March 2019	4,064	↓
Quarter ending June 2019	3,987	↓
Quarter ending September 2019	3,944	↓
Variance since September 2018	(10.2%)	↓



ACTIVITY



Month	Adjusted Scheduled Activity (UDA)	
	2019	2020
April	118	619
May	987	1,613
June	1,598	2,172
July	3,079	3,546
August	3,904	4,374
September	4,679	5,278
October	5,810	
November	6,840	
December	7,926	
January	8,994	
February	10,101	
March	11,421	
April	11,972	
May	11,954	
June	11,951	

QUALITY

	Quantity	Base Number	Contract	AT	Region	England
% of FP17s for the same patient ID Re-attending within 3 months - Children	61	808	7.5%	9.6%	11.3%	11.5%
% of FP17s for the same patient ID Re-attending within 3 months - Adults	289	2,148	13.5%	12.9%	14.7%	15.4%
% of FP17s for the same patient ID Re-attending between 3 & 9 months - Children	550	808	68.1%	61.1%	60.8%	59.7%
% of FP17s for the same patient ID Re-attending between 3 & 9 months - Adults	1,300	2,148	60.5%	55.2%	52.8%	51.7%
% of FP17s for Band 1 Urgent Courses	235	2,756	8.5%	7.6%	8.2%	9.2%
% of FP17s Relating to Free Repair or Replacements	37	2,756	1.3%	0.8%	0.7%	0.7%
% of FP17s Relating to Continuations	5	2,756	0.2%	0.8%	0.8%	0.8%
% of Patients satisfied with the dentistry they have received	3	3	N/A	93.1%	93.2%	93.5%
% of Patients satisfied with the time they had to wait for an appointment	3	3	N/A	89.9%	88.5%	87.4%

* This is based on patients treated on this contract for their most recent course of treatment. Figures in italics indicate the base number of FP17s or Patient Questionnaire responses are less than 100. N/A is shown where the base number of responses is less than 10 during the period. % is calculated as Quantity/Base number*100

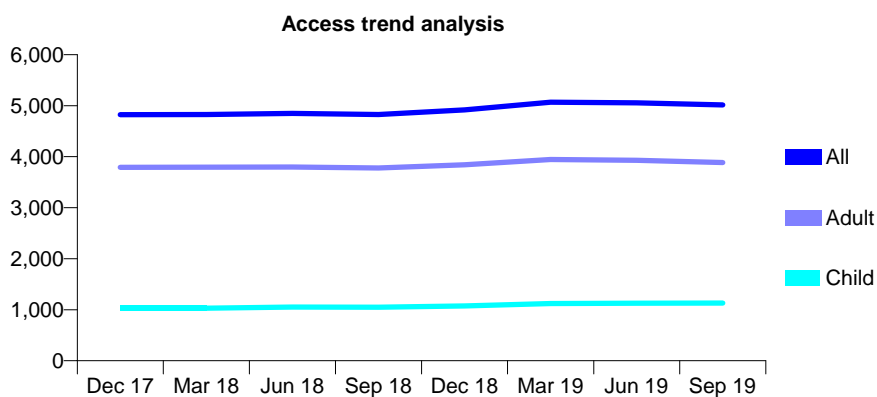
Q60 - Vital Signs At a Glance Contract Report for 152773/0001 - September 2019

Name or company name	Pontesbury Dental Practice
Contract type name	GDS Contract
Purpose of contract	General
Contract start date	08/03/2012
Contract end date	

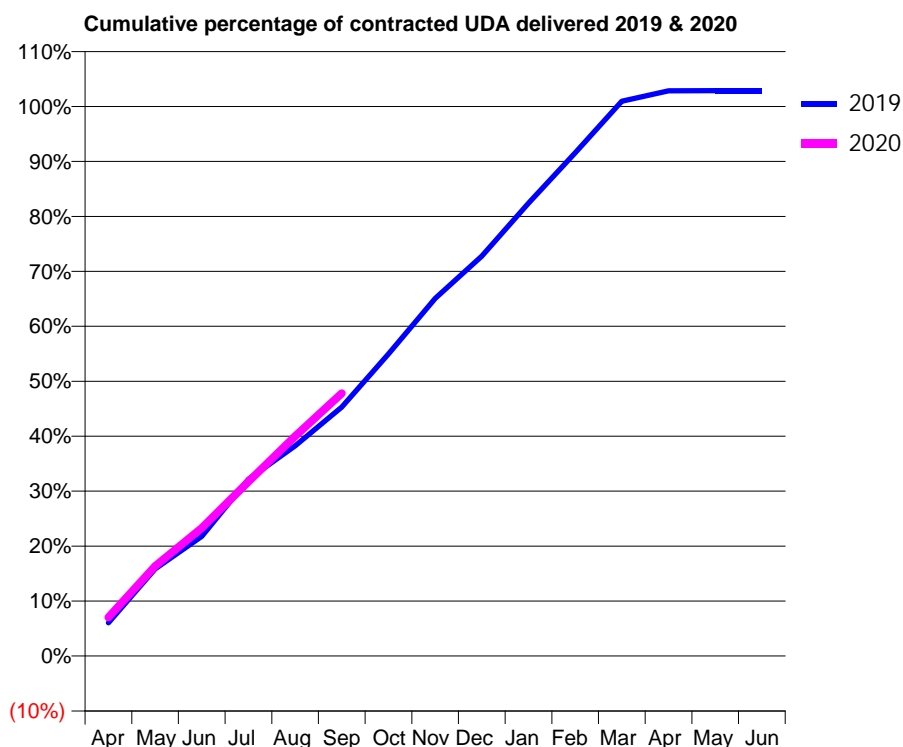
19/20 Contracted general activity (UDA)	14,142
Carry forward general activity (UDA)	-282
19/20 Contracted orthodontic activity (UOA)	0
Carry forward orthodontic activity (UOA)	0
Baseline contract value	£392,989.62

ACCESS*

Patients seen in 24 months	Total	Change since previous quarter
Quarter ending September 2018	4,828	
Quarter ending December 2018	4,918	→
Quarter ending March 2019	5,068	↑
Quarter ending June 2019	5,055	→
Quarter ending September 2019	5,016	→
Variance since September 2018	3.9%	↑



ACTIVITY



Month	Adjusted Scheduled Activity (UDA)	
	2019	2020
April	856	996
May	2,244	2,311
June	3,081	3,293
July	4,551	4,488
August	5,410	5,657
September	6,405	6,761
October	7,775	
November	9,202	
December	10,290	
January	11,654	
February	12,951	
March	14,275	
April	14,542	
May	14,548	
June	14,548	

QUALITY

	Quantity	Base Number	Contract	AT	Region	England
% of FP17s for the same patient ID Re-attending within 3 months - Children	33	881	3.7%	9.6%	11.3%	11.5%
% of FP17s for the same patient ID Re-attending within 3 months - Adults	299	2,794	10.7%	12.9%	14.7%	15.4%
% of FP17s for the same patient ID Re-attending between 3 & 9 months - Children	583	881	66.2%	61.1%	60.8%	59.7%
% of FP17s for the same patient ID Re-attending between 3 & 9 months - Adults	1,649	2,794	59.0%	55.2%	52.8%	51.7%
% of FP17s for Band 1 Urgent Courses	199	3,506	5.7%	7.6%	8.2%	9.2%
% of FP17s Relating to Free Repair or Replacements	27	3,506	0.8%	0.8%	0.7%	0.7%
% of FP17s Relating to Continuations	33	3,506	0.9%	0.8%	0.8%	0.8%
% of Patients satisfied with the dentistry they have received	2	2	N/A	93.1%	93.2%	93.5%
% of Patients satisfied with the time they had to wait for an appointment	2	2	N/A	89.9%	88.5%	87.4%

* This is based on patients treated on this contract for their most recent course of treatment. Figures in italics indicate the base number of FP17s or Patient Questionnaire responses are less than 100. N/A is shown where the base number of responses is less than 10 during the period. % is calculated as Quantity/Base number*100

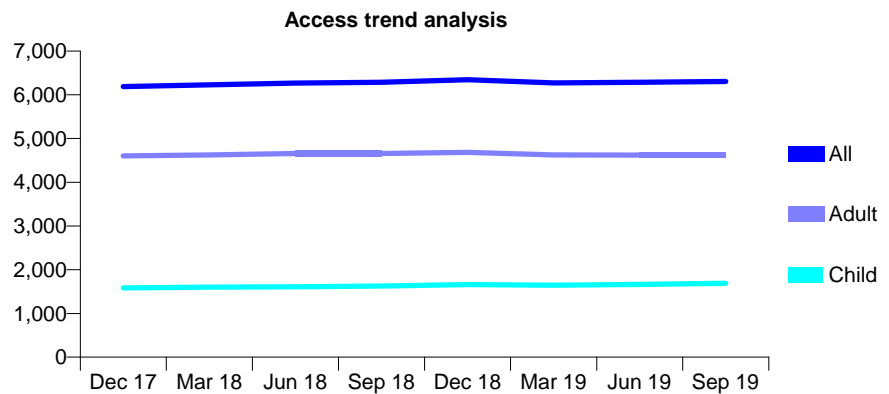
Q60 - Vital Signs At a Glance Contract Report for 153842/0001 - September 2019

Name or company name	P Najran Limited
Contract type name	GDS Contract
Purpose of contract	General
Contract start date	01/07/2014
Contract end date	

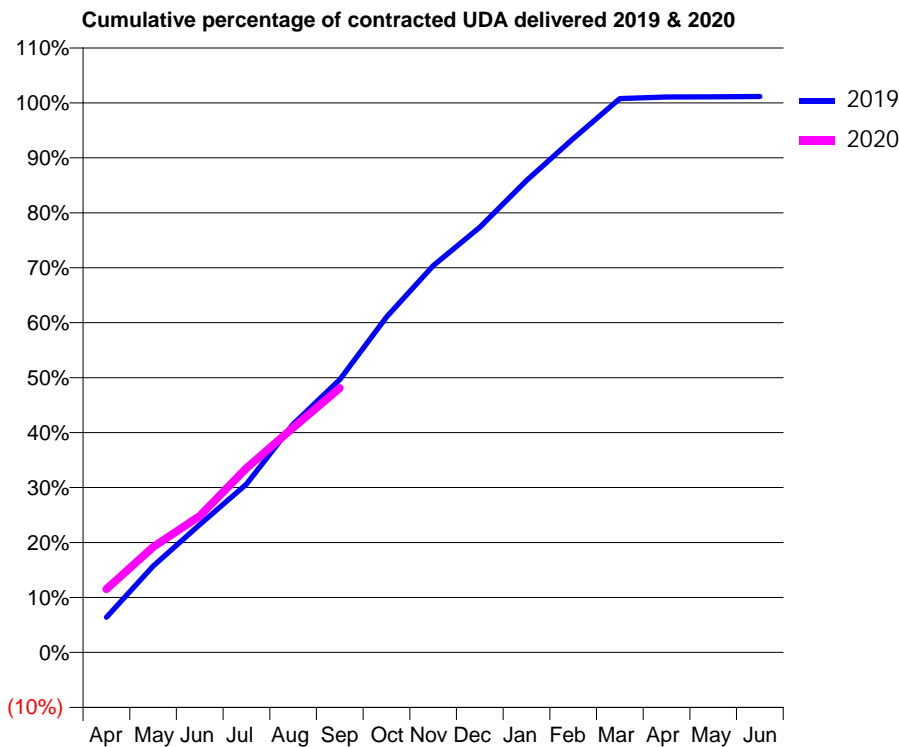
19/20 Contracted general activity (UDA)	19,157
Carry forward general activity (UDA)	-223
19/20 Contracted orthodontic activity (UOA)	0
Carry forward orthodontic activity (UOA)	0
Baseline contract value	£469,494.31

ACCESS*

Patients seen in 24 months	Total	Change since previous quarter
Quarter ending September 2018	6,286	
Quarter ending December 2018	6,345	→
Quarter ending March 2019	6,273	↓
Quarter ending June 2019	6,285	→
Quarter ending September 2019	6,307	→
Variance since September 2018	0.3%	→



ACTIVITY



Adjusted Scheduled Activity (UDA)		
Month	2019	2020
April	1,227	2,208
May	3,012	3,677
June	4,458	4,758
July	5,867	6,428
August	7,961	7,836
September	9,507	9,211
October	11,689	
November	13,483	
December	14,818	
January	16,451	
February	17,910	
March	19,304	
April	19,362	
May	19,368	
June	19,380	

QUALITY

	Quantity	Base Number	Contract	AT	Region	England
% of FP17s for the same patient ID Re-attending within 3 months - Children	107	1,603	6.7%	9.6%	11.3%	11.5%
% of FP17s for the same patient ID Re-attending within 3 months - Adults	327	3,320	9.8%	12.9%	14.7%	15.4%
% of FP17s for the same patient ID Re-attending between 3 & 9 months - Children	1,132	1,603	70.6%	61.1%	60.8%	59.7%
% of FP17s for the same patient ID Re-attending between 3 & 9 months - Adults	1,999	3,320	60.2%	55.2%	52.8%	51.7%
% of FP17s for Band 1 Urgent Courses	217	4,877	4.4%	7.6%	8.2%	9.2%
% of FP17s Relating to Free Repair or Replacements	79	4,877	1.6%	0.8%	0.7%	0.7%
% of FP17s Relating to Continuations	38	4,877	0.8%	0.8%	0.8%	0.8%
% of Patients satisfied with the dentistry they have received	3	3	N/A	93.1%	93.2%	93.5%
% of Patients satisfied with the time they had to wait for an appointment	3	3	N/A	89.9%	88.5%	87.4%

* This is based on patients treated on this contract for their most recent course of treatment. Figures in italics indicate the base number of FP17s or Patient Questionnaire responses are less than 100. N/A is shown where the base number of responses is less than 10 during the period. % is calculated as Quantity/Base number*100

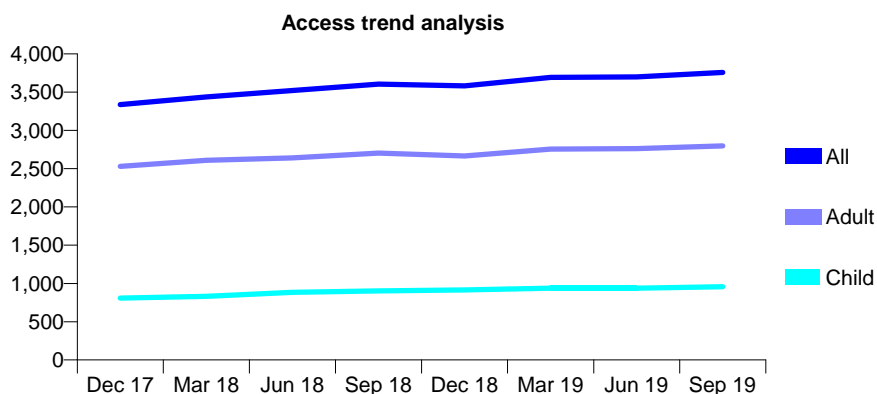
Q60 - Vital Signs At a Glance Contract Report for 154490/0001 - September 2019

Name or company name	Drs Handa and Handa
Contract type name	GDS Contract
Purpose of contract	General
Contract start date	01/08/2013
Contract end date	

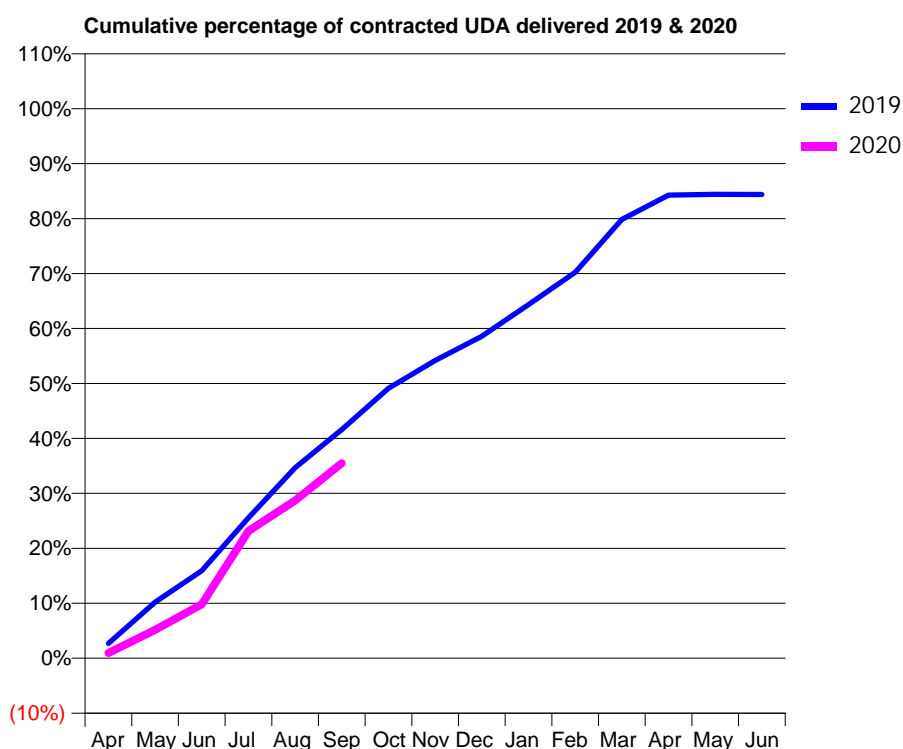
19/20 Contracted general activity (UDA)	9,506
Carry forward general activity (UDA)	0
19/20 Contracted orthodontic activity (UOA)	0
Carry forward orthodontic activity (UOA)	0
Baseline contract value	£203,242.86

ACCESS*

Patients seen in 24 months	Total	Change since previous quarter
Quarter ending September 2018	3,605	
Quarter ending December 2018	3,580	→
Quarter ending March 2019	3,693	↑
Quarter ending June 2019	3,700	→
Quarter ending September 2019	3,756	→
Variance since September 2018	4.2%	↑



ACTIVITY



Month	2019	2020
April	258	91
May	970	491
June	1,514	933
July	2,430	2,201
August	3,295	2,729
September	3,955	3,373
October	4,671	
November	5,151	
December	5,569	
January	6,118	
February	6,674	
March	7,589	
April	8,011	
May	8,024	
June	8,023	

QUALITY

	Quantity	Base Number	Contract	AT	Region	England
% of FP17s for the same patient ID Re-attending within 3 months - Children	23	646	3.6%	9.6%	11.3%	11.5%
% of FP17s for the same patient ID Re-attending within 3 months - Adults	148	1,653	9.0%	12.9%	14.7%	15.4%
% of FP17s for the same patient ID Re-attending between 3 & 9 months - Children	383	646	59.3%	61.1%	60.8%	59.7%
% of FP17s for the same patient ID Re-attending between 3 & 9 months - Adults	846	1,653	51.2%	55.2%	52.8%	51.7%
% of FP17s for Band 1 Urgent Courses	58	1,687	3.4%	7.6%	8.2%	9.2%
% of FP17s Relating to Free Repair or Replacements	19	1,687	1.1%	0.8%	0.7%	0.7%
% of FP17s Relating to Continuations	4	1,687	0.2%	0.8%	0.8%	0.8%
% of Patients satisfied with the dentistry they have received	3	3	N/A	93.1%	93.2%	93.5%
% of Patients satisfied with the time they had to wait for an appointment	3	3	N/A	89.9%	88.5%	87.4%

* This is based on patients treated on this contract for their most recent course of treatment.

Figures in italics indicate the base number of FP17s or Patient Questionnaire responses are less than 100. N/A is shown where the base number of responses is less than 10 during the period. % is calculated as Quantity/Base number*100

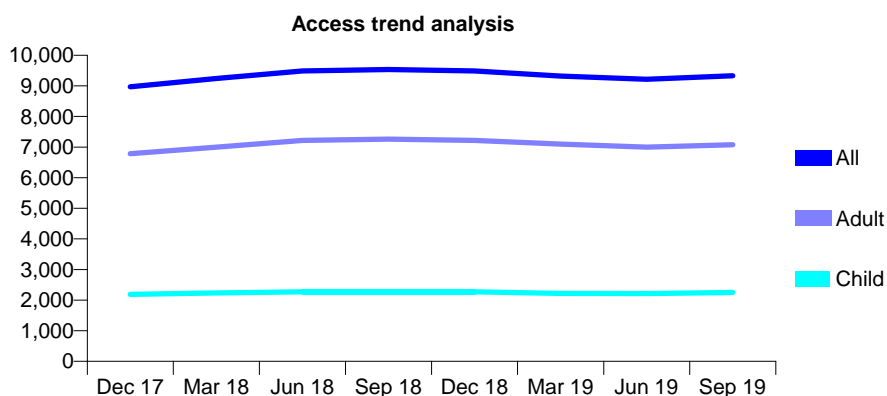
Q60 - Vital Signs At a Glance Contract Report for 157147/0001 - September 2019

Name or company name	Stop the Clock Dental Care Ltd
Contract type name	GDS Contract
Purpose of contract	General
Contract start date	01/02/2010
Contract end date	

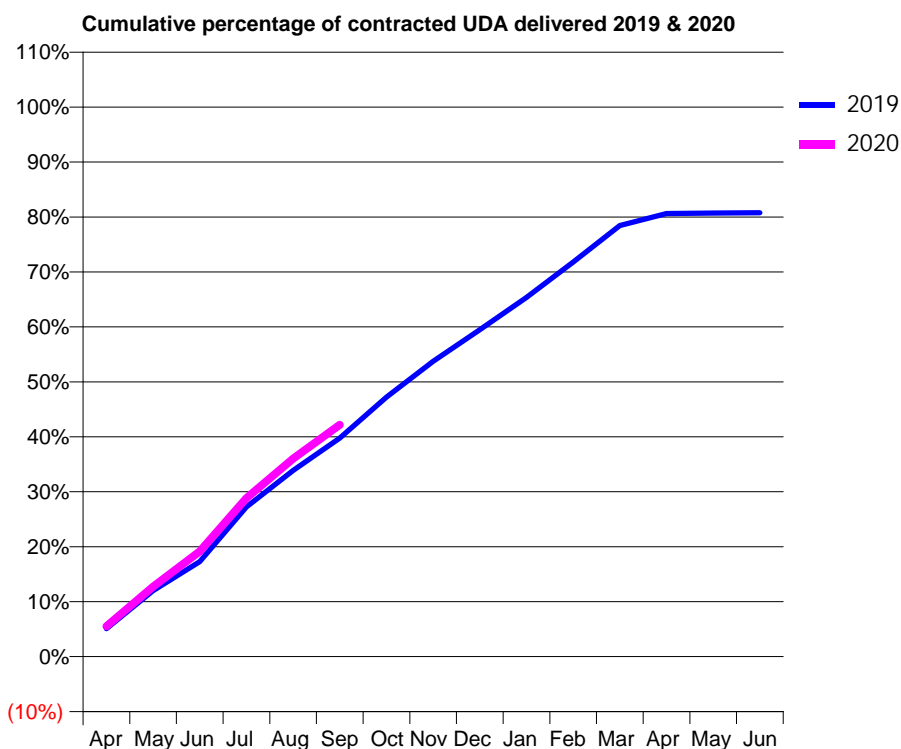
19/20 Contracted general activity (UDA)	28,683
Carry forward general activity (UDA)	0
19/20 Contracted orthodontic activity (UOA)	0
Carry forward orthodontic activity (UOA)	0
Baseline contract value	£722,821.05

ACCESS*

Patients seen in 24 months	Total	Change since previous quarter
Quarter ending September 2018	9,534	
Quarter ending December 2018	9,490	→
Quarter ending March 2019	9,317	↓
Quarter ending June 2019	9,218	↓
Quarter ending September 2019	9,330	→
Variance since September 2018	(2.1%)	↓



ACTIVITY



Month	Adjusted Scheduled Activity (UDA)	
	2019	2020
April	1,500	1,582
May	3,553	3,657
June	5,111	5,495
July	8,054	8,275
August	10,020	10,340
September	11,755	12,101
October	13,957	
November	15,887	
December	17,595	
January	19,327	
February	21,233	
March	23,198	
April	23,843	
May	23,873	
June	23,881	

QUALITY

	Quantity	Base Number	Contract	AT	Region	England
% of FP17s for the same patient ID Re-attending within 3 months - Children	130	1,999	6.5%	9.6%	11.3%	11.5%
% of FP17s for the same patient ID Re-attending within 3 months - Adults	722	5,728	12.6%	12.9%	14.7%	15.4%
% of FP17s for the same patient ID Re-attending between 3 & 9 months - Children	1,416	1,999	70.8%	61.1%	60.8%	59.7%
% of FP17s for the same patient ID Re-attending between 3 & 9 months - Adults	3,832	5,728	66.9%	55.2%	52.8%	51.7%
% of FP17s for Band 1 Urgent Courses	443	7,281	6.1%	7.6%	8.2%	9.2%
% of FP17s Relating to Free Repair or Replacements	127	7,281	1.7%	0.8%	0.7%	0.7%
% of FP17s Relating to Continuations	60	7,281	0.8%	0.8%	0.8%	0.8%
% of Patients satisfied with the dentistry they have received	6	6	N/A	93.1%	93.2%	93.5%
% of Patients satisfied with the time they had to wait for an appointment	6	6	N/A	89.9%	88.5%	87.4%

* This is based on patients treated on this contract for their most recent course of treatment. Figures in italics indicate the base number of FP17s or Patient Questionnaire responses are less than 100. N/A is shown where the base number of responses is less than 10 during the period. % is calculated as Quantity/Base number*100

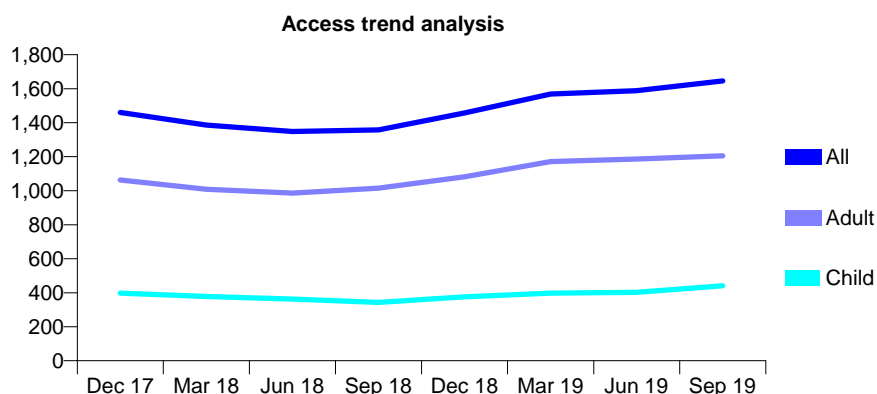
Q60 - Vital Signs At a Glance Contract Report for 159263/0002 - September 2019

Name or company name	Broseley Dental Practice Ltd
Contract type name	GDS Contract
Purpose of contract	General
Contract start date	01/07/2009
Contract end date	

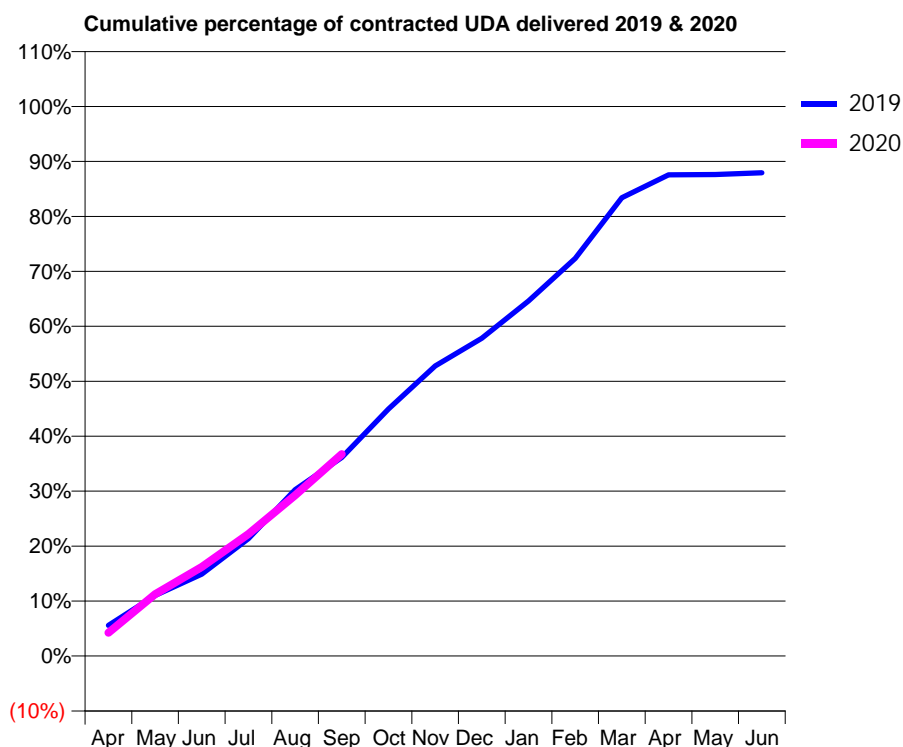
19/20 Contracted general activity (UDA)	6,819
Carry forward general activity (UDA)	0
19/20 Contracted orthodontic activity (UOA)	0
Carry forward orthodontic activity (UOA)	0
Baseline contract value	£183,877.11

ACCESS*

Patients seen in 24 months	Total	Change since previous quarter
Quarter ending September 2018	1,358	
Quarter ending December 2018	1,458	↑
Quarter ending March 2019	1,568	↑
Quarter ending June 2019	1,588	→
Quarter ending September 2019	1,646	↑
Variance since September 2018	21.2%	↑



ACTIVITY



Month	Adjusted Scheduled Activity (UDA)	
	2019	2020
April	379	289
May	753	767
June	1,016	1,105
July	1,457	1,514
August	2,064	1,995
September	2,464	2,505
October	3,065	
November	3,599	
December	3,942	
January	4,406	
February	4,934	
March	5,686	
April	5,971	
May	5,974	
June	5,996	

QUALITY

	Quantity	Base Number	Contract	AT	Region	England
% of FP17s for the same patient ID Re-attending within 3 months - Children	26	363	7.2%	9.6%	11.3%	11.5%
% of FP17s for the same patient ID Re-attending within 3 months - Adults	106	848	12.5%	12.9%	14.7%	15.4%
% of FP17s for the same patient ID Re-attending between 3 & 9 months - Children	214	363	59.0%	61.1%	60.8%	59.7%
% of FP17s for the same patient ID Re-attending between 3 & 9 months - Adults	493	848	58.1%	55.2%	52.8%	51.7%
% of FP17s for Band 1 Urgent Courses	83	1,097	7.6%	7.6%	8.2%	9.2%
% of FP17s Relating to Free Repair or Replacements	10	1,097	0.9%	0.8%	0.7%	0.7%
% of FP17s Relating to Continuations	2	1,097	0.2%	0.8%	0.8%	0.8%
% of Patients satisfied with the dentistry they have received	0	0	N/A	93.1%	93.2%	93.5%
% of Patients satisfied with the time they had to wait for an appointment	0	0	N/A	89.9%	88.5%	87.4%

* This is based on patients treated on this contract for their most recent course of treatment. Figures in italics indicate the base number of FP17s or Patient Questionnaire responses are less than 100. N/A is shown where the base number of responses is less than 10 during the period. % is calculated as Quantity/Base number*100

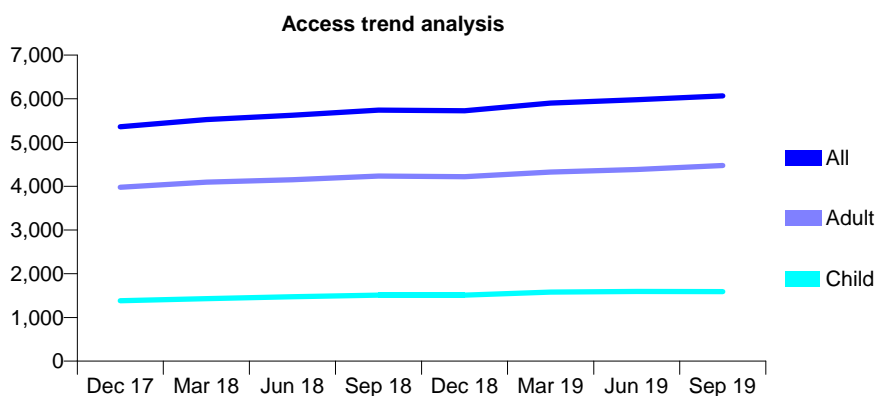
Q60 - Vital Signs At a Glance Contract Report for 159441/0001 - September 2019

Name or company name	DentalPerfection@Branston
Contract type name	GDS Contract
Purpose of contract	General
Contract start date	28/01/2011
Contract end date	

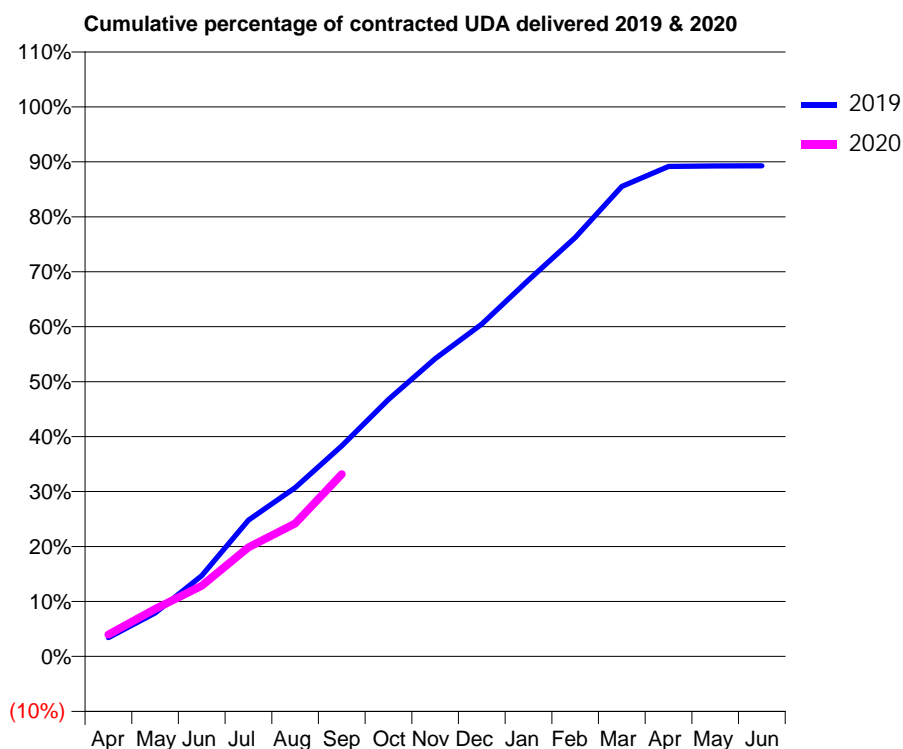
19/20 Contracted general activity (UDA)	15,786
Carry forward general activity (UDA)	0
19/20 Contracted orthodontic activity (UOA)	0
Carry forward orthodontic activity (UOA)	0
Baseline contract value	£378,185.96

ACCESS*

Patients seen in 24 months	Total	Change since previous quarter
Quarter ending September 2018	5,742	
Quarter ending December 2018	5,727	→
Quarter ending March 2019	5,903	↑
Quarter ending June 2019	5,979	→
Quarter ending September 2019	6,066	→
Variance since September 2018	5.6%	↑



ACTIVITY



Month	2019	2020
April	543	631
May	1,246	1,367
June	2,320	2,032
July	3,911	3,132
August	4,846	3,817
September	6,048	5,235
October	7,380	
November	8,552	
December	9,548	
January	10,811	
February	12,036	
March	13,502	
April	14,075	
May	14,089	
June	14,092	

QUALITY

	Quantity	Base Number	Contract	AT	Region	England
% of FP17s for the same patient ID Re-attending within 3 months - Children	64	989	6.5%	9.6%	11.3%	11.5%
% of FP17s for the same patient ID Re-attending within 3 months - Adults	251	2,447	10.3%	12.9%	14.7%	15.4%
% of FP17s for the same patient ID Re-attending between 3 & 9 months - Children	566	989	57.2%	61.1%	60.8%	59.7%
% of FP17s for the same patient ID Re-attending between 3 & 9 months - Adults	1,141	2,447	46.6%	55.2%	52.8%	51.7%
% of FP17s for Band 1 Urgent Courses	344	3,128	11.0%	7.6%	8.2%	9.2%
% of FP17s Relating to Free Repair or Replacements	14	3,128	0.4%	0.8%	0.7%	0.7%
% of FP17s Relating to Continuations	11	3,128	0.4%	0.8%	0.8%	0.8%
% of Patients satisfied with the dentistry they have received	1	3	N/A	93.1%	93.2%	93.5%
% of Patients satisfied with the time they had to wait for an appointment	2	3	N/A	89.9%	88.5%	87.4%

* This is based on patients treated on this contract for their most recent course of treatment. Figures in italics indicate the base number of FP17s or Patient Questionnaire responses are less than 100. N/A is shown where the base number of responses is less than 10 during the period. % is calculated as Quantity/Base number*100

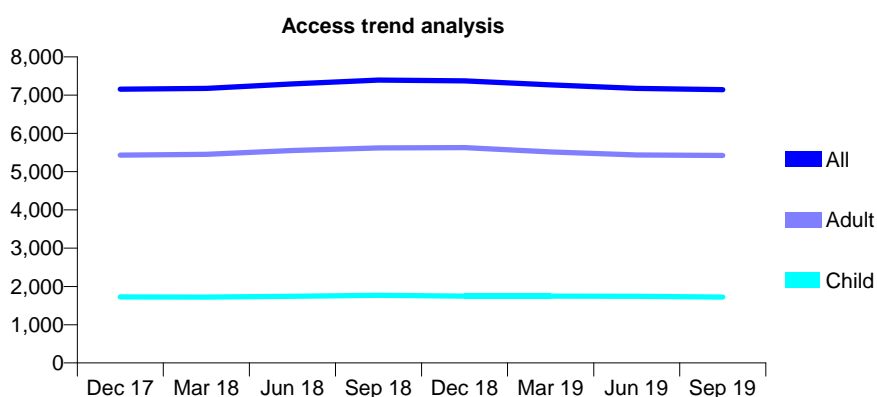
Q60 - Vital Signs At a Glance Contract Report for 161799/0001 - September 2019

Name or company name	Lyme Dental Practice
Contract type name	GDS Contract
Purpose of contract	General
Contract start date	21/10/2013
Contract end date	

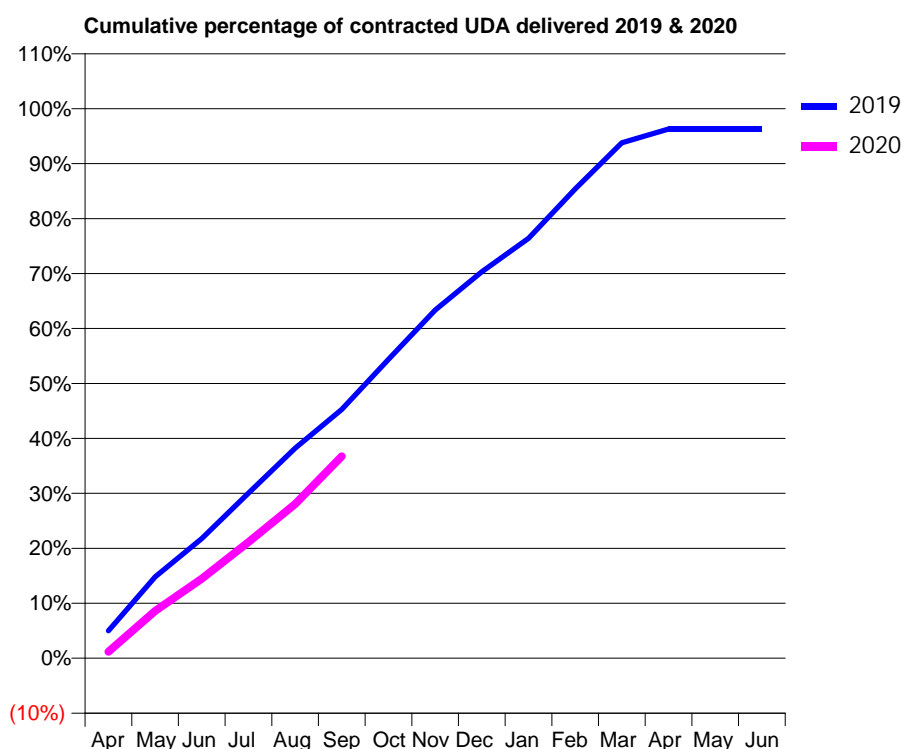
19/20 Contracted general activity (UDA)	19,000
Carry forward general activity (UDA)	708
19/20 Contracted orthodontic activity (UOA)	0
Carry forward orthodontic activity (UOA)	0
Baseline contract value	£445,170.82

ACCESS*

Patients seen in 24 months	Total	Change since previous quarter
Quarter ending September 2018	7,392	
Quarter ending December 2018	7,375	→
Quarter ending March 2019	7,267	↓
Quarter ending June 2019	7,177	↓
Quarter ending September 2019	7,142	→
Variance since September 2018	(3.4%)	↓



ACTIVITY



Month	2019	2020
April	953	223
May	2,815	1,636
June	4,140	2,744
July	5,711	4,012
August	7,264	5,333
September	8,603	6,979
October	10,333	
November	12,038	
December	13,359	
January	14,515	
February	16,227	
March	17,820	
April	18,292	
May	18,292	
June	18,292	

QUALITY

	Quantity	Base Number	Contract	AT	Region	England
% of FP17s for the same patient ID Re-attending within 3 months - Children	87	1,257	6.9%	9.6%	11.3%	11.5%
% of FP17s for the same patient ID Re-attending within 3 months - Adults	254	3,439	7.4%	12.9%	14.7%	15.4%
% of FP17s for the same patient ID Re-attending between 3 & 9 months - Children	772	1,257	61.4%	61.1%	60.8%	59.7%
% of FP17s for the same patient ID Re-attending between 3 & 9 months - Adults	2,059	3,439	59.9%	55.2%	52.8%	51.7%
% of FP17s for Band 1 Urgent Courses	232	4,450	5.2%	7.6%	8.2%	9.2%
% of FP17s Relating to Free Repair or Replacements	23	4,450	0.5%	0.8%	0.7%	0.7%
% of FP17s Relating to Continuations	18	4,450	0.4%	0.8%	0.8%	0.8%
% of Patients satisfied with the dentistry they have received	2	2	N/A	93.1%	93.2%	93.5%
% of Patients satisfied with the time they had to wait for an appointment	2	2	N/A	89.9%	88.5%	87.4%

* This is based on patients treated on this contract for their most recent course of treatment.

Figures in italics indicate the base number of FP17s or Patient Questionnaire responses are less than 100. N/A is shown where the base number of responses is less than 10 during the period. % is calculated as Quantity/Base number*100

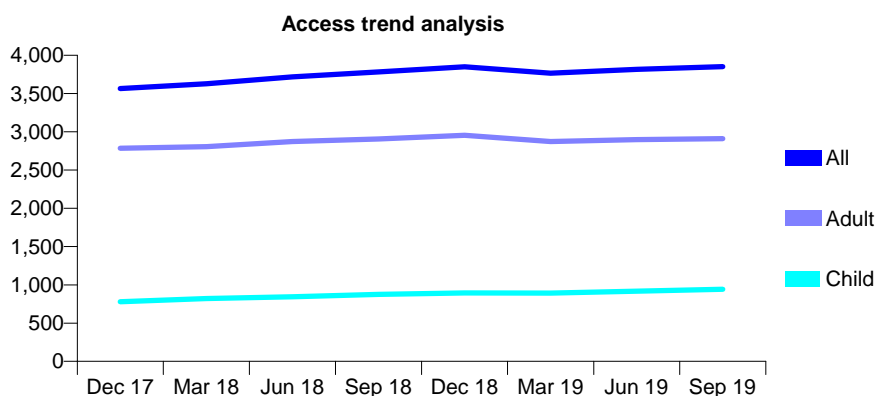
Q60 - Vital Signs At a Glance Contract Report for 162094/0001 - September 2019

Name or company name	The Dental Surgery
Contract type name	GDS Contract
Purpose of contract	General
Contract start date	01/10/2009
Contract end date	

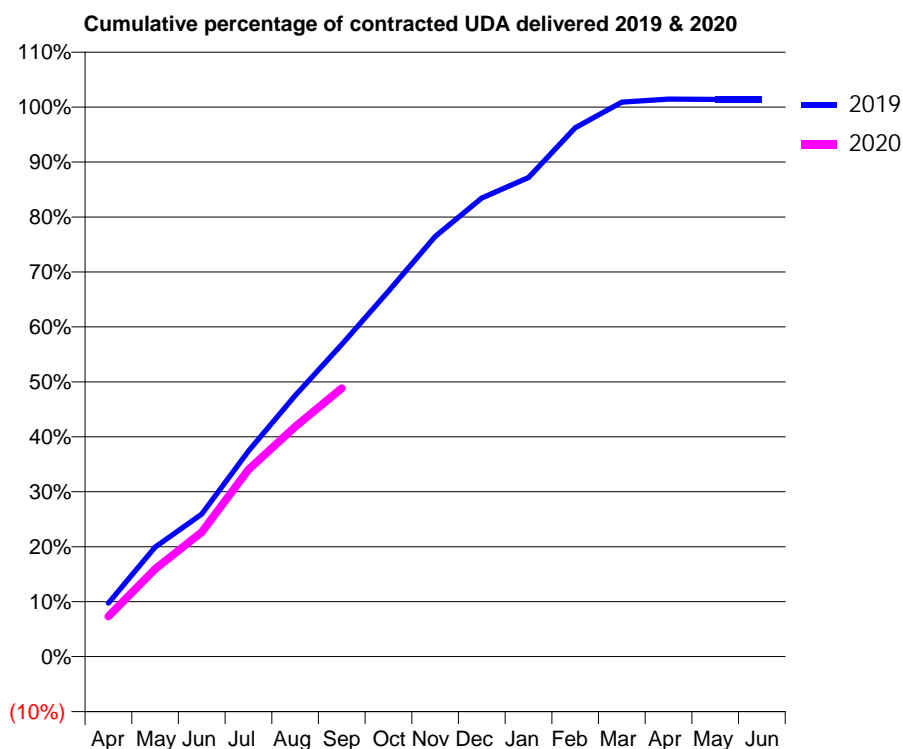
19/20 Contracted general activity (UDA)	10,964
Carry forward general activity (UDA)	-151
19/20 Contracted orthodontic activity (UOA)	0
Carry forward orthodontic activity (UOA)	0
Baseline contract value	£190,831.51

ACCESS*

Patients seen in 24 months	Total	Change since previous quarter
Quarter ending September 2018	3,783	
Quarter ending December 2018	3,849	→
Quarter ending March 2019	3,765	↓
Quarter ending June 2019	3,816	→
Quarter ending September 2019	3,851	→
Variance since September 2018	1.8%	→



ACTIVITY



Month	Adjusted Scheduled Activity (UDA)	
	2019	2020
April	1,068	805
May	2,185	1,749
June	2,843	2,483
July	4,100	3,730
August	5,211	4,586
September	6,227	5,355
October	7,291	
November	8,381	
December	9,149	
January	9,559	
February	10,550	
March	11,062	
April	11,122	
May	11,115	
June	11,115	

QUALITY

	Quantity	Base Number	Contract	AT	Region	England
% of FP17s for the same patient ID Re-attending within 3 months - Children	15	486	3.1%	9.6%	11.3%	11.5%
% of FP17s for the same patient ID Re-attending within 3 months - Adults	87	1,521	5.7%	12.9%	14.7%	15.4%
% of FP17s for the same patient ID Re-attending between 3 & 9 months - Children	167	486	34.4%	61.1%	60.8%	59.7%
% of FP17s for the same patient ID Re-attending between 3 & 9 months - Adults	629	1,521	41.4%	55.2%	52.8%	51.7%
% of FP17s for Band 1 Urgent Courses	86	1,997	4.3%	7.6%	8.2%	9.2%
% of FP17s Relating to Free Repair or Replacements	16	1,997	0.8%	0.8%	0.7%	0.7%
% of FP17s Relating to Continuations	7	1,997	0.4%	0.8%	0.8%	0.8%
% of Patients satisfied with the dentistry they have received	2	2	N/A	93.1%	93.2%	93.5%
% of Patients satisfied with the time they had to wait for an appointment	2	2	N/A	89.9%	88.5%	87.4%

* This is based on patients treated on this contract for their most recent course of treatment. Figures in italics indicate the base number of FP17s or Patient Questionnaire responses are less than 100. N/A is shown where the base number of responses is less than 10 during the period. % is calculated as Quantity/Base number*100

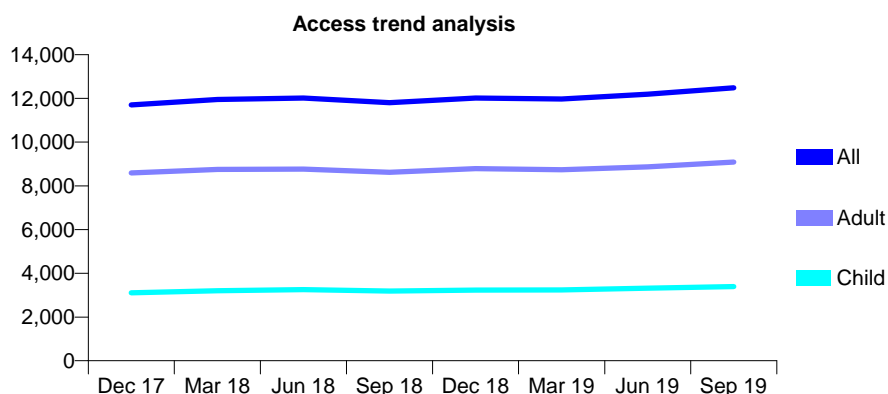
Q60 - Vital Signs At a Glance Contract Report for 162671/0001 - September 2019

Name or company name	Smallthorne Family Dental Centre
Contract type name	GDS Contract
Purpose of contract	General
Contract start date	01/04/2012
Contract end date	

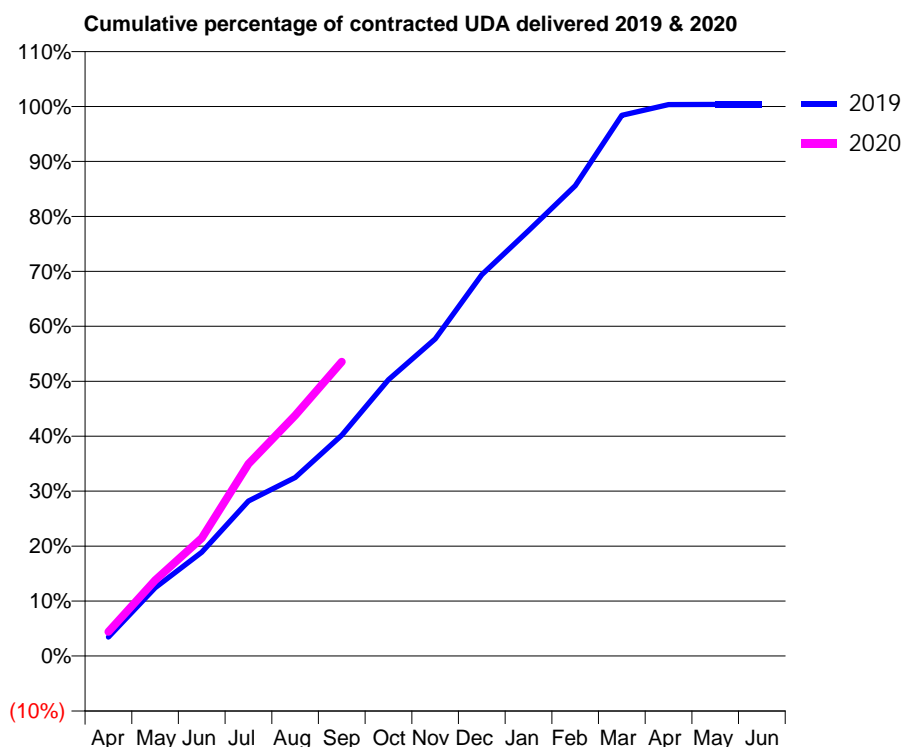
19/20 Contracted general activity (UDA)	31,552
Carry forward general activity (UDA)	-115
19/20 Contracted orthodontic activity (UOA)	0
Carry forward orthodontic activity (UOA)	0
Baseline contract value	£939,436.35

ACCESS*

Patients seen in 24 months	Total	Change since previous quarter
Quarter ending September 2018	11,803	
Quarter ending December 2018	12,017	→
Quarter ending March 2019	11,974	→
Quarter ending June 2019	12,189	→
Quarter ending September 2019	12,483	↑
Variance since September 2018	5.8%	↑



ACTIVITY



Month	Adjusted Scheduled Activity (UDA)	
	2019	2020
April	1,092	1,394
May	3,920	4,351
June	5,958	6,767
July	8,903	11,028
August	10,248	13,820
September	12,673	16,894
October	15,871	
November	18,203	
December	21,897	
January	24,423	
February	27,003	
March	31,043	
April	31,654	
May	31,668	
June	31,668	

QUALITY

	Quantity	Base Number	Contract	AT	Region	England
% of FP17s for the same patient ID Re-attending within 3 months - Children	192	1,954	9.8%	9.6%	11.3%	11.5%
% of FP17s for the same patient ID Re-attending within 3 months - Adults	724	4,975	14.6%	12.9%	14.7%	15.4%
% of FP17s for the same patient ID Re-attending between 3 & 9 months - Children	840	1,954	43.0%	61.1%	60.8%	59.7%
% of FP17s for the same patient ID Re-attending between 3 & 9 months - Adults	2,092	4,975	42.1%	55.2%	52.8%	51.7%
% of FP17s for Band 1 Urgent Courses	673	6,710	10.0%	7.6%	8.2%	9.2%
% of FP17s Relating to Free Repair or Replacements	90	6,710	1.3%	0.8%	0.7%	0.7%
% of FP17s Relating to Continuations	39	6,710	0.6%	0.8%	0.8%	0.8%
% of Patients satisfied with the dentistry they have received	3	4	N/A	93.1%	93.2%	93.5%
% of Patients satisfied with the time they had to wait for an appointment	3	4	N/A	89.9%	88.5%	87.4%

* This is based on patients treated on this contract for their most recent course of treatment. Figures in italics indicate the base number of FP17s or Patient Questionnaire responses are less than 100. N/A is shown where the base number of responses is less than 10 during the period. % is calculated as Quantity/Base number*100

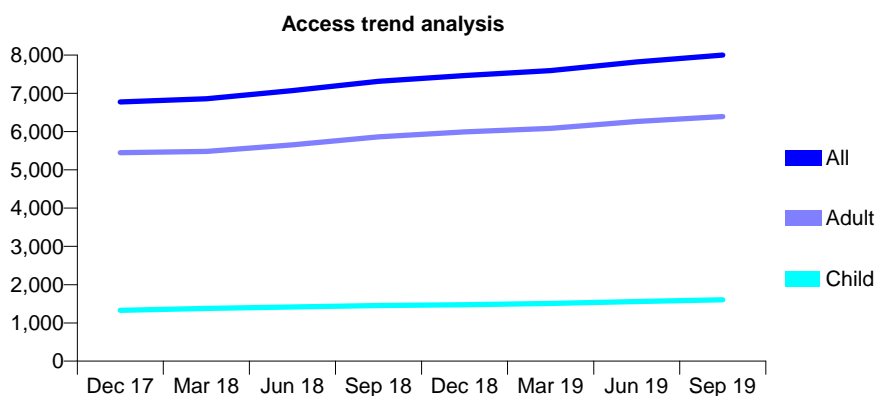
Q60 - Vital Signs At a Glance Contract Report for 165581/0001 - September 2019

Name or company name	Meir Health Dental Surgery
Contract type name	GDS Contract
Purpose of contract	General
Contract start date	01/04/2010
Contract end date	

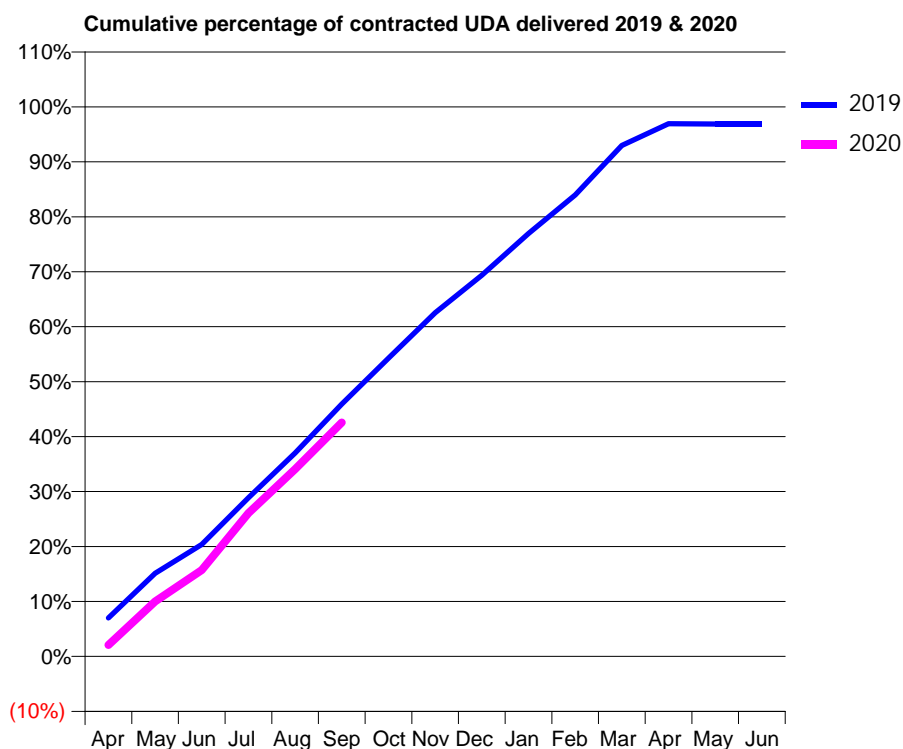
19/20 Contracted general activity (UDA)	22,250
Carry forward general activity (UDA)	696
19/20 Contracted orthodontic activity (UOA)	0
Carry forward orthodontic activity (UOA)	0
Baseline contract value	£597,918.48

ACCESS*

Patients seen in 24 months	Total	Change since previous quarter
Quarter ending September 2018	7,316	
Quarter ending December 2018	7,466	↑
Quarter ending March 2019	7,593	→
Quarter ending June 2019	7,822	↑
Quarter ending September 2019	7,999	↑
Variance since September 2018	9.3%	↑



ACTIVITY



Month	2019	2020
April	1,555	462
May	3,369	2,228
June	4,532	3,496
July	6,426	5,804
August	8,243	7,581
September	10,217	9,475
October	12,078	
November	13,920	
December	15,436	
January	17,124	
February	18,683	
March	20,685	
April	21,566	
May	21,554	
June	21,554	

QUALITY

	Quantity	Base Number	Contract	AT	Region	England
% of FP17s for the same patient ID Re-attending within 3 months - Children	59	1,193	4.9%	9.6%	11.3%	11.5%
% of FP17s for the same patient ID Re-attending within 3 months - Adults	460	4,607	10.0%	12.9%	14.7%	15.4%
% of FP17s for the same patient ID Re-attending between 3 & 9 months - Children	679	1,193	56.9%	61.1%	60.8%	59.7%
% of FP17s for the same patient ID Re-attending between 3 & 9 months - Adults	2,759	4,607	59.9%	55.2%	52.8%	51.7%
% of FP17s for Band 1 Urgent Courses	273	5,414	5.0%	7.6%	8.2%	9.2%
% of FP17s Relating to Free Repair or Replacements	41	5,414	0.8%	0.8%	0.7%	0.7%
% of FP17s Relating to Continuations	18	5,414	0.3%	0.8%	0.8%	0.8%
% of Patients satisfied with the dentistry they have received	2	2	N/A	93.1%	93.2%	93.5%
% of Patients satisfied with the time they had to wait for an appointment	2	2	N/A	89.9%	88.5%	87.4%

* This is based on patients treated on this contract for their most recent course of treatment. Figures in italics indicate the base number of FP17s or Patient Questionnaire responses are less than 100. N/A is shown where the base number of responses is less than 10 during the period. % is calculated as Quantity/Base number*100

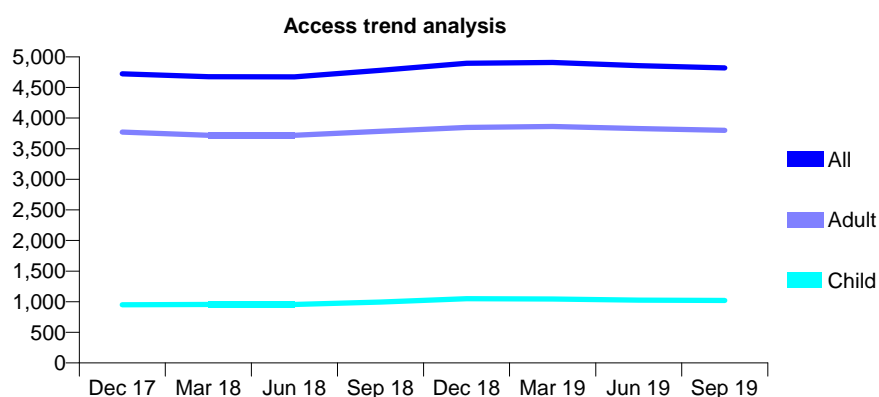
Q60 - Vital Signs At a Glance Contract Report for 165832/0001 - September 2019

Name or company name	Dam Street Dental Practice
Contract type name	GDS Contract
Purpose of contract	General
Contract start date	16/05/2012
Contract end date	

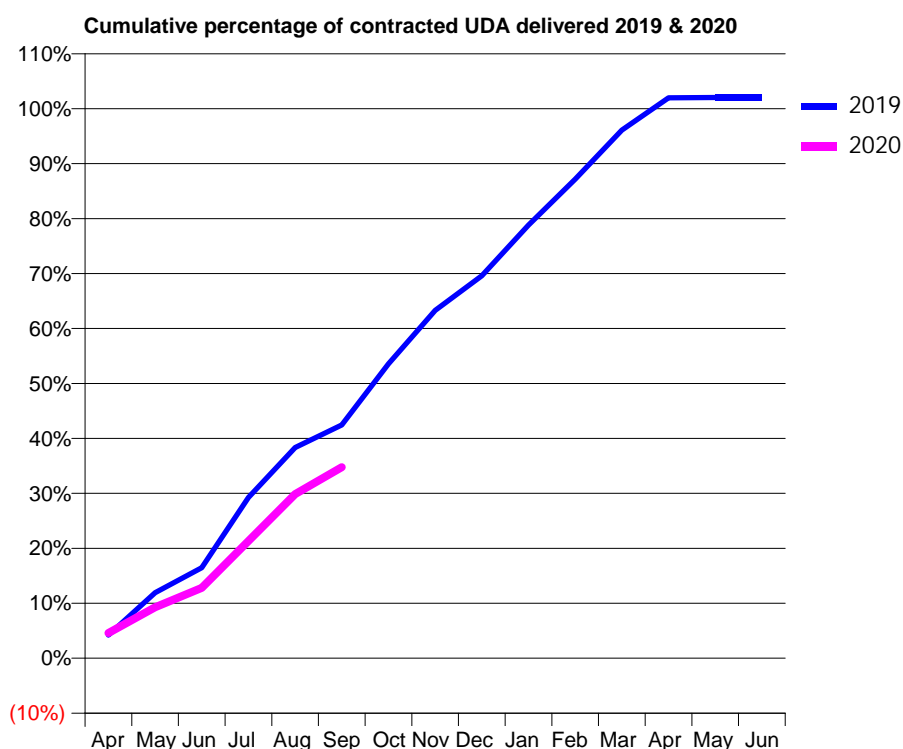
19/20 Contracted general activity (UDA)	12,810
Carry forward general activity (UDA)	-256
19/20 Contracted orthodontic activity (UOA)	0
Carry forward orthodontic activity (UOA)	0
Baseline contract value	£337,762.92

ACCESS*

Patients seen in 24 months	Total	Change since previous quarter
Quarter ending September 2018	4,780	
Quarter ending December 2018	4,895	↑
Quarter ending March 2019	4,907	→
Quarter ending June 2019	4,857	↓
Quarter ending September 2019	4,820	→
Variance since September 2018	0.8%	→



ACTIVITY



Month	2019	2020
April	538	589
May	1,529	1,190
June	2,108	1,639
July	3,746	2,733
August	4,911	3,824
September	5,437	4,452
October	6,862	
November	8,108	
December	8,912	
January	10,098	
February	11,169	
March	12,308	
April	13,061	
May	13,071	
June	13,070	

QUALITY

	Quantity	Base Number	Contract	AT	Region	England
% of FP17s for the same patient ID Re-attending within 3 months - Children	34	603	5.6%	9.6%	11.3%	11.5%
% of FP17s for the same patient ID Re-attending within 3 months - Adults	282	2,342	12.0%	12.9%	14.7%	15.4%
% of FP17s for the same patient ID Re-attending between 3 & 9 months - Children	336	603	55.7%	61.1%	60.8%	59.7%
% of FP17s for the same patient ID Re-attending between 3 & 9 months - Adults	1,358	2,342	58.0%	55.2%	52.8%	51.7%
% of FP17s for Band 1 Urgent Courses	149	2,253	6.6%	7.6%	8.2%	9.2%
% of FP17s Relating to Free Repair or Replacements	5	2,253	0.2%	0.8%	0.7%	0.7%
% of FP17s Relating to Continuations	22	2,253	1.0%	0.8%	0.8%	0.8%
% of Patients satisfied with the dentistry they have received	2	2	N/A	93.1%	93.2%	93.5%
% of Patients satisfied with the time they had to wait for an appointment	2	2	N/A	89.9%	88.5%	87.4%

* This is based on patients treated on this contract for their most recent course of treatment.

Figures in italics indicate the base number of FP17s or Patient Questionnaire responses are less than 100. N/A is shown where the base number of responses is less than 10 during the period. % is calculated as Quantity/Base number*100

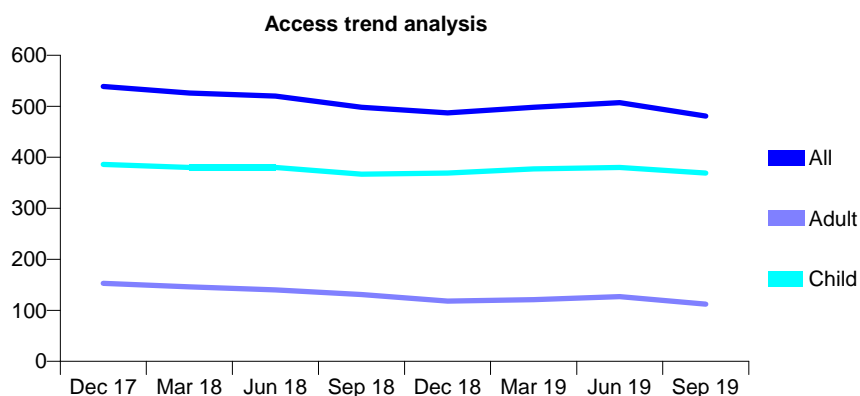
Q60 - Vital Signs At a Glance Contract Report for 166219/0001 - September 2019

Name or company name	Grocott and Vlok
Contract type name	GDS Contract
Purpose of contract	General
Contract start date	18/05/2015
Contract end date	

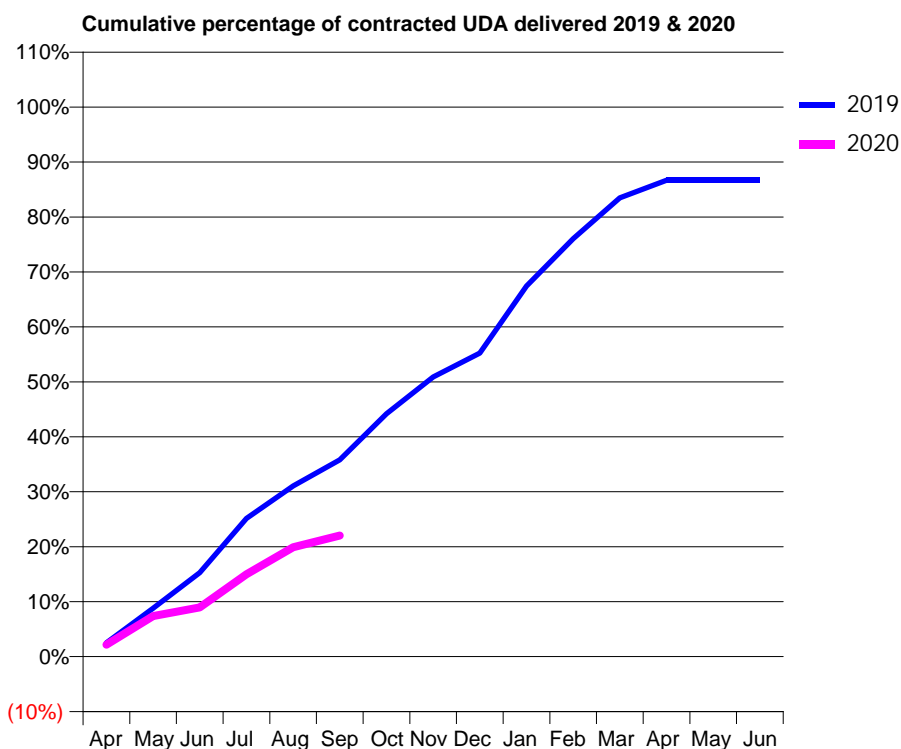
19/20 Contracted general activity (UDA)	1,471
Carry forward general activity (UDA)	0
19/20 Contracted orthodontic activity (UOA)	0
Carry forward orthodontic activity (UOA)	0
Baseline contract value	£40,730.76

ACCESS*

Patients seen in 24 months	Total	Change since previous quarter
Quarter ending September 2018	498	
Quarter ending December 2018	487	↓
Quarter ending March 2019	498	↑
Quarter ending June 2019	507	→
Quarter ending September 2019	481	↓
Variance since September 2018	(3.4%)	↓



ACTIVITY



Month	Adjusted Scheduled Activity (UDA)	
	2019	2020
April	37	32
May	130	109
June	225	132
July	370	220
August	457	293
September	527	324
October	650	
November	749	
December	812	
January	992	
February	1,119	
March	1,228	
April	1,275	
May	1,275	
June	1,275	

QUALITY

	Quantity	Base Number	Contract	AT	Region	England
% of FP17s for the same patient ID Re-attending within 3 months - Children	8	198	4.0%	9.6%	11.3%	11.5%
% of FP17s for the same patient ID Re-attending within 3 months - Adults	7	35	20.0%	12.9%	14.7%	15.4%
% of FP17s for the same patient ID Re-attending between 3 & 9 months - Children	126	198	63.6%	61.1%	60.8%	59.7%
% of FP17s for the same patient ID Re-attending between 3 & 9 months - Adults	16	35	45.7%	55.2%	52.8%	51.7%
% of FP17s for Band 1 Urgent Courses	10	210	4.8%	7.6%	8.2%	9.2%
% of FP17s Relating to Free Repair or Replacements	0	210	0.0%	0.8%	0.7%	0.7%
% of FP17s Relating to Continuations	0	210	0.0%	0.8%	0.8%	0.8%
% of Patients satisfied with the dentistry they have received	2	2	N/A	93.1%	93.2%	93.5%
% of Patients satisfied with the time they had to wait for an appointment	2	2	N/A	89.9%	88.5%	87.4%

* This is based on patients treated on this contract for their most recent course of treatment. Figures in italics indicate the base number of FP17s or Patient Questionnaire responses are less than 100. N/A is shown where the base number of responses is less than 10 during the period. % is calculated as Quantity/Base number*100

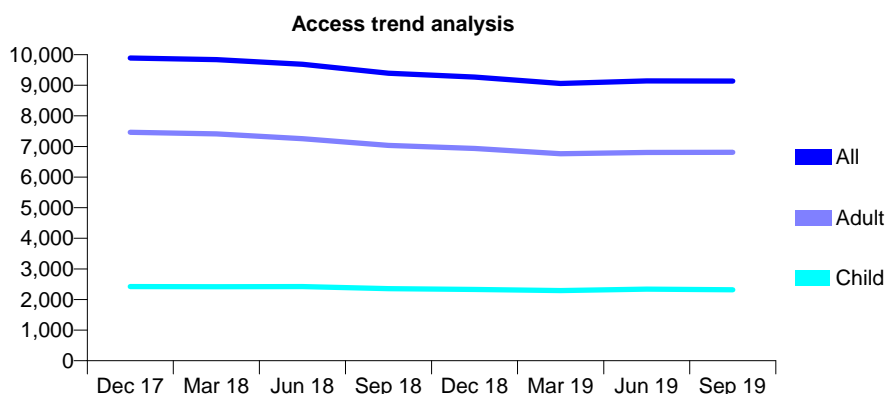
Q60 - Vital Signs At a Glance Contract Report for 168971/0001 - September 2019

Name or company name	Blurton Dental Centre
Contract type name	GDS Contract
Purpose of contract	General
Contract start date	01/04/2012
Contract end date	

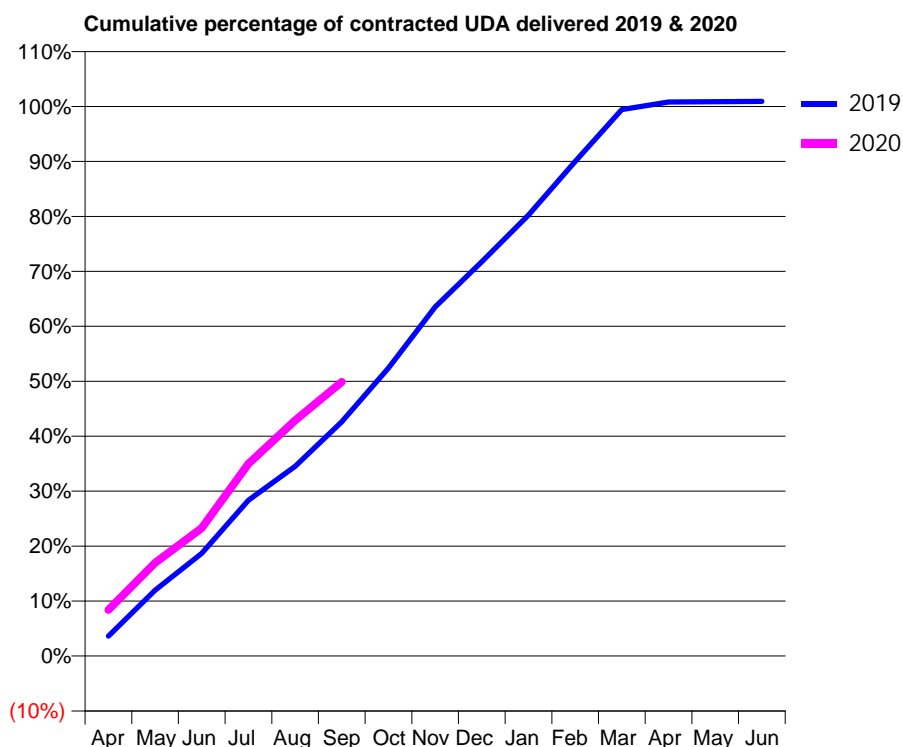
19/20 Contracted general activity (UDA)	28,918
Carry forward general activity (UDA)	-261
19/20 Contracted orthodontic activity (UOA)	0
Carry forward orthodontic activity (UOA)	0
Baseline contract value	£765,685.40

ACCESS*

Patients seen in 24 months	Total	Change since previous quarter
Quarter ending September 2018	9,391	
Quarter ending December 2018	9,264	↓
Quarter ending March 2019	9,058	↓
Quarter ending June 2019	9,143	→
Quarter ending September 2019	9,135	→
Variance since September 2018	(2.7%)	↓



ACTIVITY



Month	Adjusted Scheduled Activity (UDA)	
	2019	2020
April	1,050	2,435
May	3,467	4,906
June	5,401	6,734
July	8,199	10,117
August	9,980	12,404
September	12,329	14,427
October	15,152	
November	18,374	
December	20,749	
January	23,207	
February	26,027	
March	28,756	
April	29,150	
May	29,166	
June	29,179	

QUALITY

	Quantity	Base Number	Contract	AT	Region	England
% of FP17s for the same patient ID Re-attending within 3 months - Children	151	1,841	8.2%	9.6%	11.3%	11.5%
% of FP17s for the same patient ID Re-attending within 3 months - Adults	642	5,058	12.7%	12.9%	14.7%	15.4%
% of FP17s for the same patient ID Re-attending between 3 & 9 months - Children	1,146	1,841	62.2%	61.1%	60.8%	59.7%
% of FP17s for the same patient ID Re-attending between 3 & 9 months - Adults	3,295	5,058	65.1%	55.2%	52.8%	51.7%
% of FP17s for Band 1 Urgent Courses	377	6,707	5.6%	7.6%	8.2%	9.2%
% of FP17s Relating to Free Repair or Replacements	31	6,707	0.5%	0.8%	0.7%	0.7%
% of FP17s Relating to Continuations	81	6,707	1.2%	0.8%	0.8%	0.8%
% of Patients satisfied with the dentistry they have received	3	3	N/A	93.1%	93.2%	93.5%
% of Patients satisfied with the time they had to wait for an appointment	3	3	N/A	89.9%	88.5%	87.4%

* This is based on patients treated on this contract for their most recent course of treatment. Figures in italics indicate the base number of FP17s or Patient Questionnaire responses are less than 100. N/A is shown where the base number of responses is less than 10 during the period. % is calculated as Quantity/Base number*100

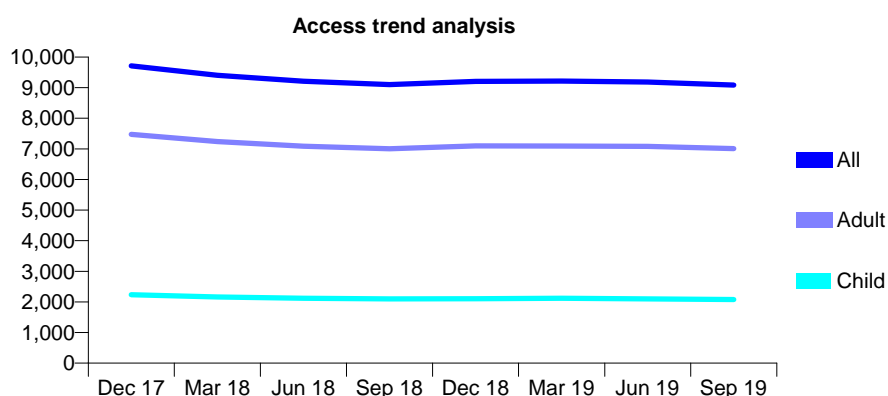
Q60 - Vital Signs At a Glance Contract Report for 171077/0001 - September 2019

Name or company name	Avondale House Surgery Ltd
Contract type name	GDS Contract
Purpose of contract	General
Contract start date	04/09/2009
Contract end date	

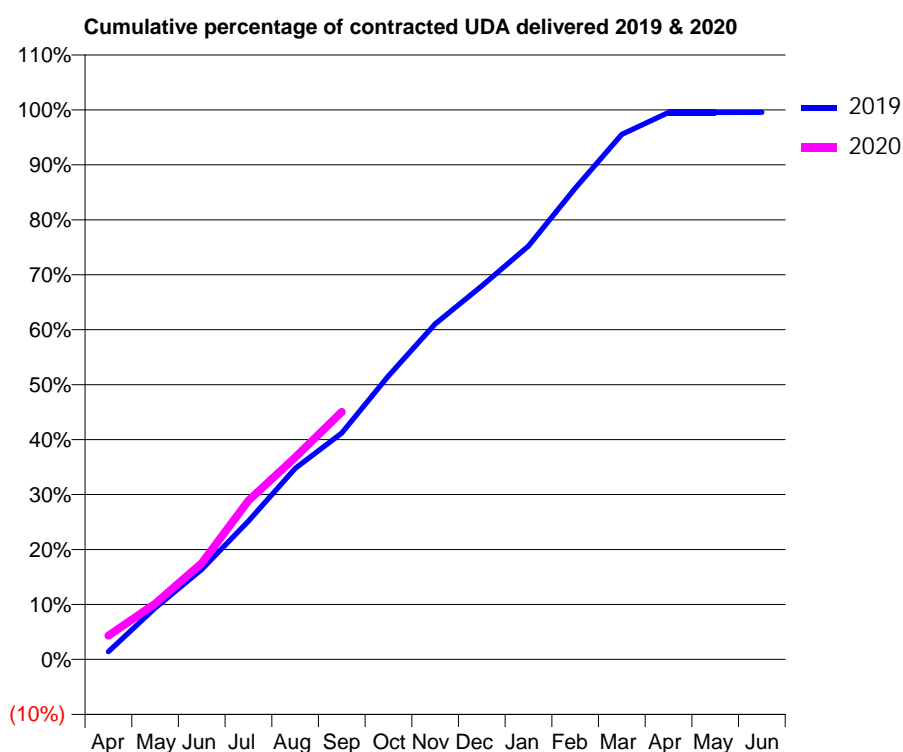
19/20 Contracted general activity (UDA)	30,210
Carry forward general activity (UDA)	135
19/20 Contracted orthodontic activity (UOA)	0
Carry forward orthodontic activity (UOA)	0
Baseline contract value	£823,151.05

ACCESS*

Patients seen in 24 months	Total	Change since previous quarter
Quarter ending September 2018	9,102	
Quarter ending December 2018	9,205	→
Quarter ending March 2019	9,212	→
Quarter ending June 2019	9,183	→
Quarter ending September 2019	9,085	↓
Variance since September 2018	(0.2%)	→



ACTIVITY



Month	Adjusted Scheduled Activity (UDA)	
	2019	2020
April	426	1,311
May	2,834	3,065
June	4,952	5,292
July	7,607	8,731
August	10,499	11,107
September	12,441	13,599
October	15,581	
November	18,447	
December	20,532	
January	22,728	
February	25,903	
March	28,861	
April	30,070	
May	30,065	
June	30,075	

QUALITY

	Quantity	Base Number	Contract	AT	Region	England
% of FP17s for the same patient ID Re-attending within 3 months - Children	97	1,278	7.6%	9.6%	11.3%	11.5%
% of FP17s for the same patient ID Re-attending within 3 months - Adults	591	4,213	14.0%	12.9%	14.7%	15.4%
% of FP17s for the same patient ID Re-attending between 3 & 9 months - Children	653	1,278	51.1%	61.1%	60.8%	59.7%
% of FP17s for the same patient ID Re-attending between 3 & 9 months - Adults	2,110	4,213	50.1%	55.2%	52.8%	51.7%
% of FP17s for Band 1 Urgent Courses	426	5,085	8.4%	7.6%	8.2%	9.2%
% of FP17s Relating to Free Repair or Replacements	110	5,085	2.2%	0.8%	0.7%	0.7%
% of FP17s Relating to Continuations	42	5,085	0.8%	0.8%	0.8%	0.8%
% of Patients satisfied with the dentistry they have received	6	7	N/A	93.1%	93.2%	93.5%
% of Patients satisfied with the time they had to wait for an appointment	7	7	N/A	89.9%	88.5%	87.4%

* This is based on patients treated on this contract for their most recent course of treatment. Figures in italics indicate the base number of FP17s or Patient Questionnaire responses are less than 100. N/A is shown where the base number of responses is less than 10 during the period. % is calculated as Quantity/Base number*100

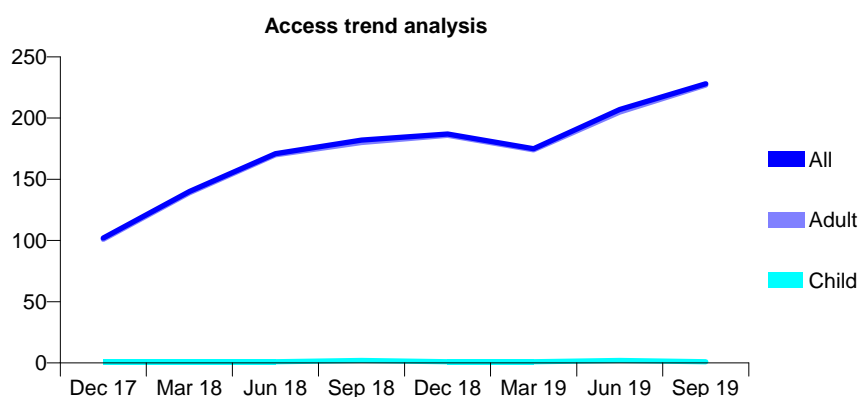
Q60 - Vital Signs At a Glance Contract Report for 175293/0001 - September 2019

Name or company name	Stirchley Dental Practice
Contract type name	PDS Contract
Purpose of contract	General
Contract start date	01/07/2015
Contract end date	31/03/2020

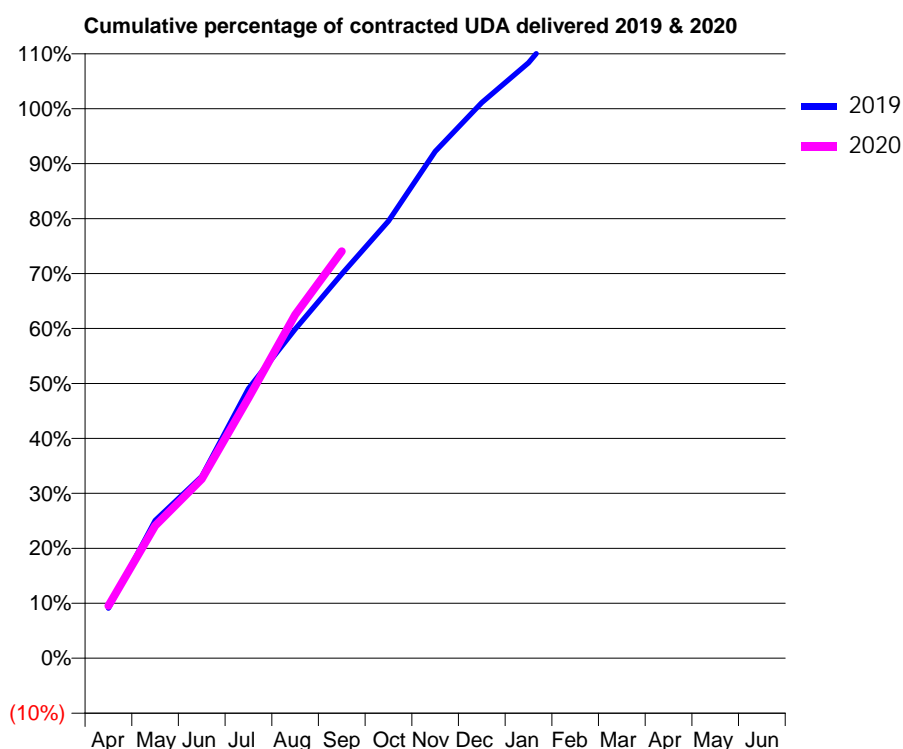
19/20 Contracted general activity (UDA)	1,800
Carry forward general activity (UDA)	0
19/20 Contracted orthodontic activity (UOA)	0
Carry forward orthodontic activity (UOA)	0
Baseline contract value	£75,102.13

ACCESS*

Patients seen in 24 months	Total	Change since previous quarter
Quarter ending September 2018	182	
Quarter ending December 2018	187	↑
Quarter ending March 2019	175	↓
Quarter ending June 2019	207	↑
Quarter ending September 2019	228	↑
Variance since September 2018	25.3%	↑



ACTIVITY



Month	2019	2020
April	164	172
May	451	434
June	595	587
July	883	852
August	1,078	1,125
September	1,258	1,333
October	1,432	
November	1,660	
December	1,820	
January	1,950	
February	2,130	
March	2,345	
April	2,391	
May	2,391	
June	2,391	

QUALITY

	Quantity	Base Number	Contract	AT	Region	England
% of FP17s for the same patient ID Re-attending within 3 months - Children	0	10	0.0%	9.6%	11.3%	11.5%
% of FP17s for the same patient ID Re-attending within 3 months - Adults	22	488	4.5%	12.9%	14.7%	15.4%
% of FP17s for the same patient ID Re-attending between 3 & 9 months - Children	0	10	0.0%	61.1%	60.8%	59.7%
% of FP17s for the same patient ID Re-attending between 3 & 9 months - Adults	1	488	0.2%	55.2%	52.8%	51.7%
% of FP17s for Band 1 Urgent Courses	0	475	0.0%	7.6%	8.2%	9.2%
% of FP17s Relating to Free Repair or Replacements	0	475	0.0%	0.8%	0.7%	0.7%
% of FP17s Relating to Continuations	0	475	0.0%	0.8%	0.8%	0.8%
% of Patients satisfied with the dentistry they have received	0	0	N/A	93.1%	93.2%	93.5%
% of Patients satisfied with the time they had to wait for an appointment	0	0	N/A	89.9%	88.5%	87.4%

* This is based on patients treated on this contract for their most recent course of treatment.

Figures in italics indicate the base number of FP17s or Patient Questionnaire responses are less than 100. N/A is shown where the base number of responses is less than 10 during the period. % is calculated as Quantity/Base number*100

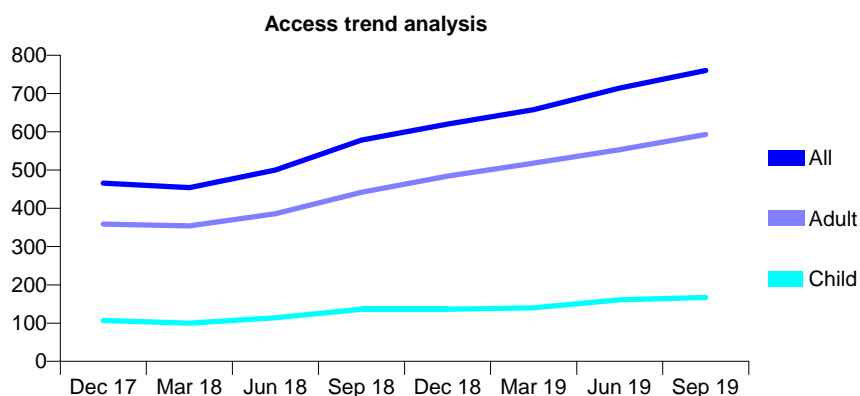
Q60 - Vital Signs At a Glance Contract Report for 17552/0001 - September 2019

Name or company name	Britannia House Dental Practice
Contract type name	GDS Contract
Purpose of contract	General
Contract start date	01/12/2009
Contract end date	

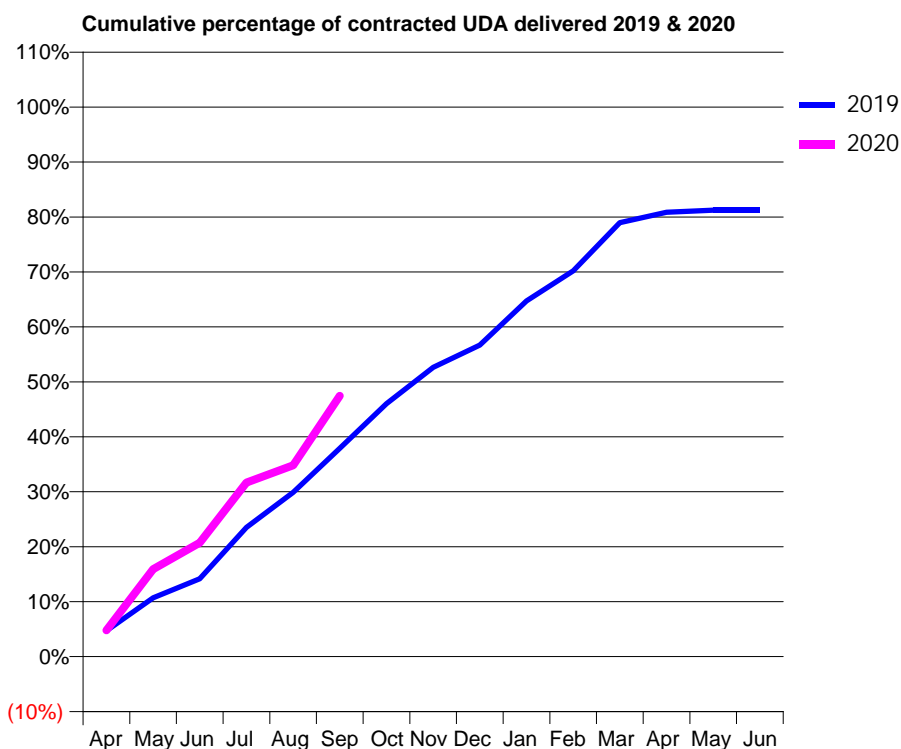
19/20 Contracted general activity (UDA)	2,762
Carry forward general activity (UDA)	0
19/20 Contracted orthodontic activity (UOA)	0
Carry forward orthodontic activity (UOA)	0
Baseline contract value	£72,387.19

ACCESS*

Patients seen in 24 months	Total	Change since previous quarter
Quarter ending September 2018	578	
Quarter ending December 2018	620	↑
Quarter ending March 2019	658	↑
Quarter ending June 2019	714	↑
Quarter ending September 2019	760	↑
Variance since September 2018	31.5%	↑



ACTIVITY



Month	Adjusted Scheduled Activity (UDA)	
	2019	2020
April	130	133
May	296	439
June	392	573
July	650	875
August	826	961
September	1,047	1,310
October	1,271	
November	1,454	
December	1,566	
January	1,788	
February	1,939	
March	2,180	
April	2,234	
May	2,244	
June	2,244	

QUALITY

	Quantity	Base Number	Contract	AT	Region	England
% of FP17s for the same patient ID Re-attending within 3 months - Children	7	124	5.6%	9.6%	11.3%	11.5%
% of FP17s for the same patient ID Re-attending within 3 months - Adults	67	452	14.8%	12.9%	14.7%	15.4%
% of FP17s for the same patient ID Re-attending between 3 & 9 months - Children	61	124	49.2%	61.1%	60.8%	59.7%
% of FP17s for the same patient ID Re-attending between 3 & 9 months - Adults	230	452	50.9%	55.2%	52.8%	51.7%
% of FP17s for Band 1 Urgent Courses	67	546	12.3%	7.6%	8.2%	9.2%
% of FP17s Relating to Free Repair or Replacements	0	546	0.0%	0.8%	0.7%	0.7%
% of FP17s Relating to Continuations	1	546	0.2%	0.8%	0.8%	0.8%
% of Patients satisfied with the dentistry they have received	1	1	N/A	93.1%	93.2%	93.5%
% of Patients satisfied with the time they had to wait for an appointment	1	1	N/A	89.9%	88.5%	87.4%

* This is based on patients treated on this contract for their most recent course of treatment. Figures in italics indicate the base number of FP17s or Patient Questionnaire responses are less than 100. N/A is shown where the base number of responses is less than 10 during the period. % is calculated as Quantity/Base number*100

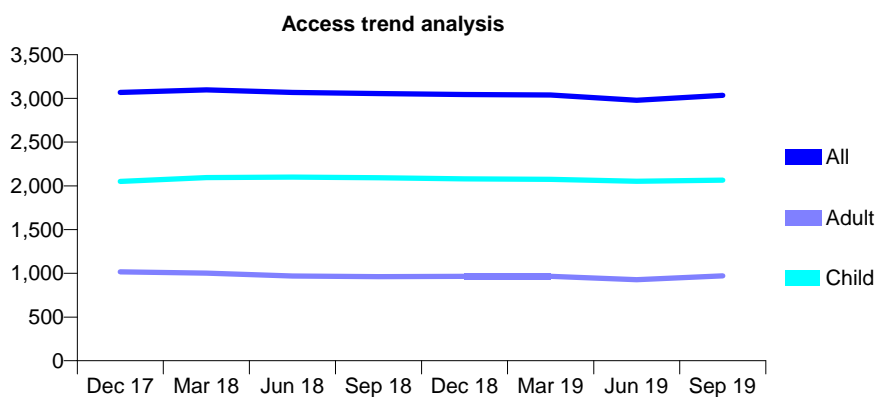
Q60 - Vital Signs At a Glance Contract Report for 176907/0001 - September 2019

Name or company name	The Tutbury Dental Practice Ltd
Contract type name	GDS Contract
Purpose of contract	General
Contract start date	01/09/2009
Contract end date	

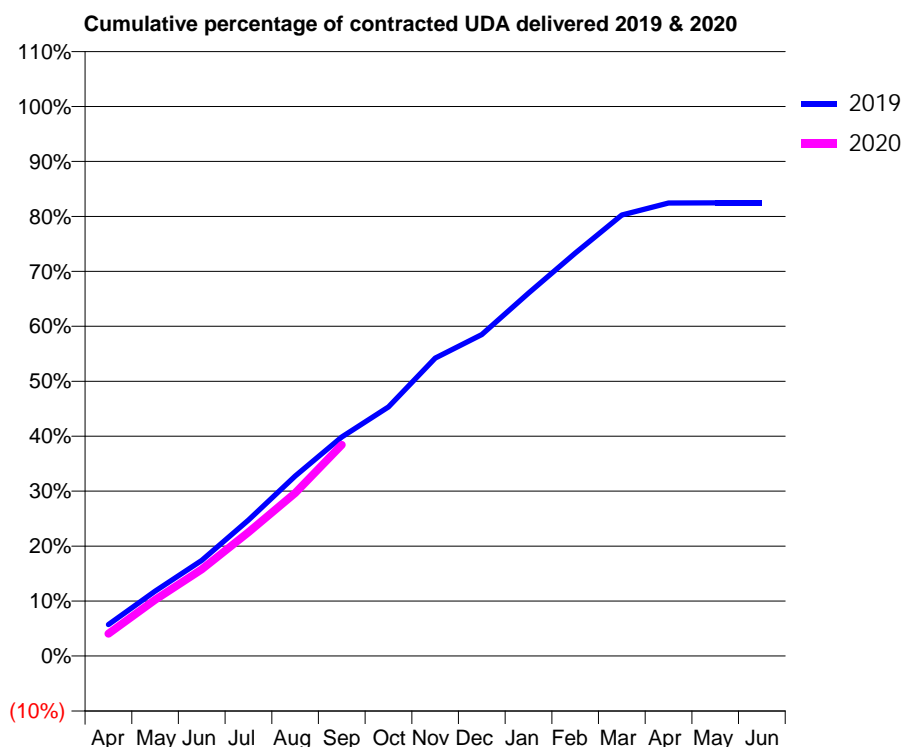
19/20 Contracted general activity (UDA)	9,200
Carry forward general activity (UDA)	0
19/20 Contracted orthodontic activity (UOA)	0
Carry forward orthodontic activity (UOA)	0
Baseline contract value	£210,839.33

ACCESS*

Patients seen in 24 months	Total	Change since previous quarter
Quarter ending September 2018	3,055	
Quarter ending December 2018	3,045	→
Quarter ending March 2019	3,039	→
Quarter ending June 2019	2,978	↓
Quarter ending September 2019	3,036	→
Variance since September 2018	(0.6%)	→



ACTIVITY



Month	Adjusted Scheduled Activity (UDA)	
	2019	2020
April	528	375
May	1,087	943
June	1,602	1,449
July	2,277	2,074
August	3,012	2,730
September	3,667	3,535
October	4,172	
November	4,988	
December	5,381	
January	6,076	
February	6,745	
March	7,382	
April	7,582	
May	7,585	
June	7,587	

QUALITY

	Quantity	Base Number	Contract	AT	Region	England
% of FP17s for the same patient ID Re-attending within 3 months - Children	135	1,855	7.3%	9.6%	11.3%	11.5%
% of FP17s for the same patient ID Re-attending within 3 months - Adults	141	639	22.1%	12.9%	14.7%	15.4%
% of FP17s for the same patient ID Re-attending between 3 & 9 months - Children	1,390	1,855	74.9%	61.1%	60.8%	59.7%
% of FP17s for the same patient ID Re-attending between 3 & 9 months - Adults	333	639	52.1%	55.2%	52.8%	51.7%
% of FP17s for Band 1 Urgent Courses	142	2,359	6.0%	7.6%	8.2%	9.2%
% of FP17s Relating to Free Repair or Replacements	0	2,359	0.0%	0.8%	0.7%	0.7%
% of FP17s Relating to Continuations	1	2,359	0.0%	0.8%	0.8%	0.8%
% of Patients satisfied with the dentistry they have received	0	0	N/A	93.1%	93.2%	93.5%
% of Patients satisfied with the time they had to wait for an appointment	0	0	N/A	89.9%	88.5%	87.4%

* This is based on patients treated on this contract for their most recent course of treatment. Figures in italics indicate the base number of FP17s or Patient Questionnaire responses are less than 100. N/A is shown where the base number of responses is less than 10 during the period. % is calculated as Quantity/Base number*100

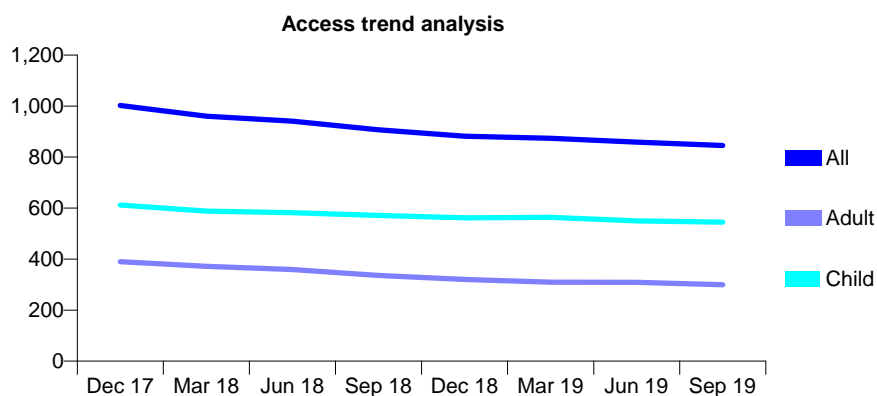
Q60 - Vital Signs At a Glance Contract Report for 178160/0001 - September 2019

Name or company name	Diana Dental
Contract type name	GDS Contract
Purpose of contract	General
Contract start date	01/04/2013
Contract end date	

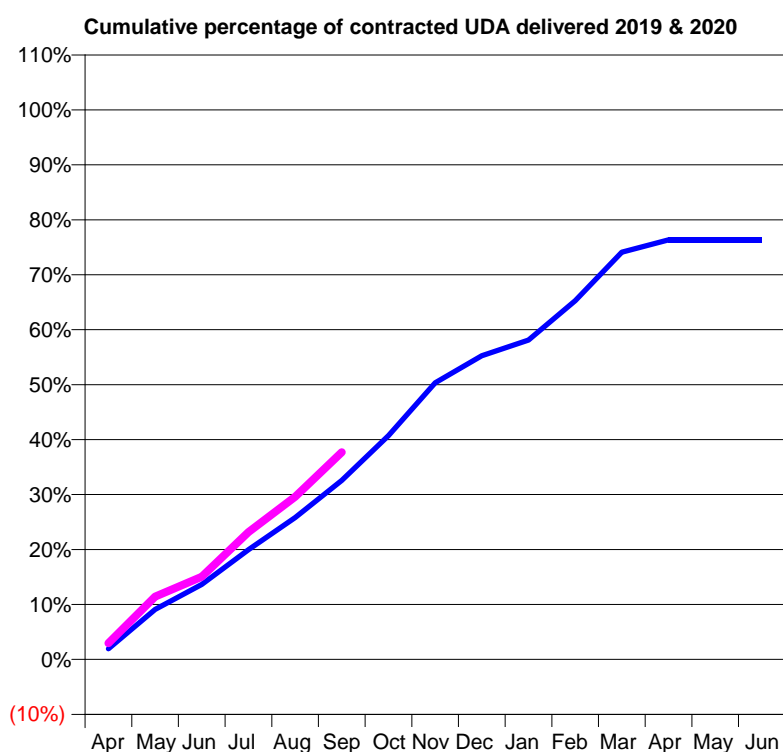
19/20 Contracted general activity (UDA)	2,600
Carry forward general activity (UDA)	0
19/20 Contracted orthodontic activity (UOA)	0
Carry forward orthodontic activity (UOA)	0
Baseline contract value	£65,058.13

ACCESS*

Patients seen in 24 months	Total	Change since previous quarter
Quarter ending September 2018	907	
Quarter ending December 2018	882	↓
Quarter ending March 2019	874	→
Quarter ending June 2019	859	↓
Quarter ending September 2019	845	↓
Variance since September 2018	(6.8%)	↓



ACTIVITY



Month	2019	2020
April	50	77
May	237	298
June	355	391
July	519	602
August	671	770
September	847	980
October	1,059	
November	1,309	
December	1,437	
January	1,511	
February	1,697	
March	1,927	
April	1,985	
May	1,985	
June	1,985	

QUALITY

	Quantity	Base Number	Contract	AT	Region	England
% of FP17s for the same patient ID Re-attending within 3 months - Children	37	469	7.9%	9.6%	11.3%	11.5%
% of FP17s for the same patient ID Re-attending within 3 months - Adults	20	214	9.3%	12.9%	14.7%	15.4%
% of FP17s for the same patient ID Re-attending between 3 & 9 months - Children	341	469	72.7%	61.1%	60.8%	59.7%
% of FP17s for the same patient ID Re-attending between 3 & 9 months - Adults	151	214	70.6%	55.2%	52.8%	51.7%
% of FP17s for Band 1 Urgent Courses	17	633	2.7%	7.6%	8.2%	9.2%
% of FP17s Relating to Free Repair or Replacements	1	633	0.2%	0.8%	0.7%	0.7%
% of FP17s Relating to Continuations	2	633	0.3%	0.8%	0.8%	0.8%
% of Patients satisfied with the dentistry they have received	0	0	N/A	93.1%	93.2%	93.5%
% of Patients satisfied with the time they had to wait for an appointment	0	0	N/A	89.9%	88.5%	87.4%

* This is based on patients treated on this contract for their most recent course of treatment. Figures in italics indicate the base number of FP17s or Patient Questionnaire responses are less than 100. N/A is shown where the base number of responses is less than 10 during the period. % is calculated as Quantity/Base number*100

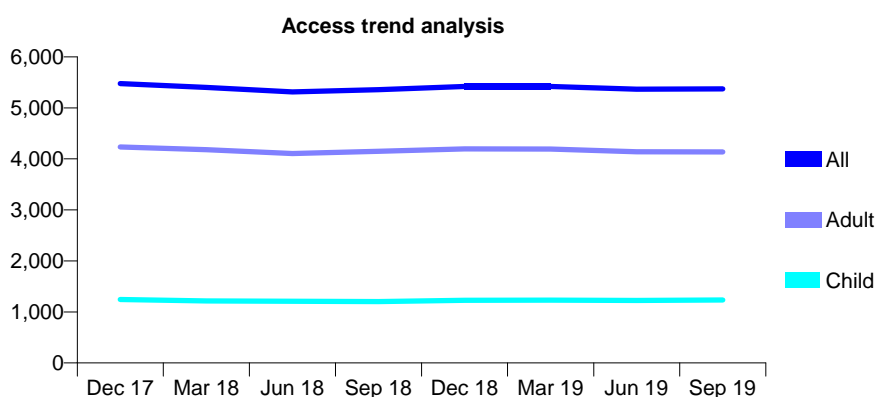
Q60 - Vital Signs At a Glance Contract Report for 181110/0003 - September 2019

Name or company name	IDH Limited
Contract type name	GDS Contract
Purpose of contract	General
Contract start date	01/06/2008
Contract end date	

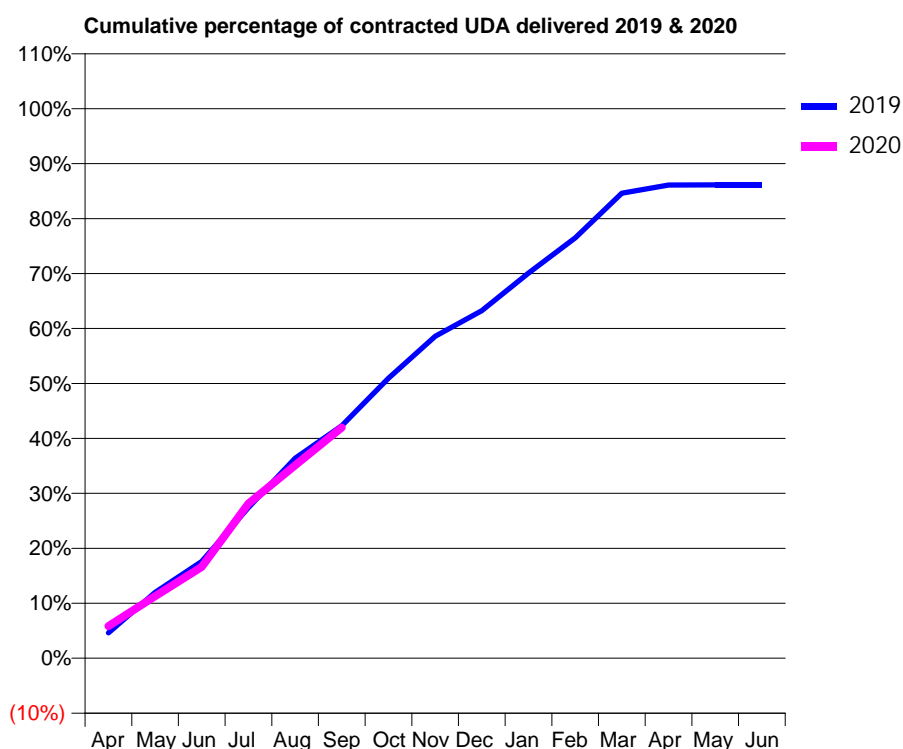
19/20 Contracted general activity (UDA)	18,451
Carry forward general activity (UDA)	0
19/20 Contracted orthodontic activity (UOA)	0
Carry forward orthodontic activity (UOA)	0
Baseline contract value	£436,137.83

ACCESS*

Patients seen in 24 months	Total	Change since previous quarter
Quarter ending September 2018	5,355	
Quarter ending December 2018	5,421	→
Quarter ending March 2019	5,422	→
Quarter ending June 2019	5,367	↓
Quarter ending September 2019	5,373	→
Variance since September 2018	0.3%	→



ACTIVITY



Month	2019	2020
April	852	1,076
May	2,211	2,085
June	3,248	3,064
July	5,060	5,198
August	6,712	6,476
September	7,806	7,747
October	9,401	
November	10,811	
December	11,672	
January	12,929	
February	14,113	
March	15,612	
April	15,886	
May	15,892	
June	15,892	

QUALITY

	Quantity	Base Number	Contract	AT	Region	England
% of FP17s for the same patient ID Re-attending within 3 months - Children	27	729	3.7%	9.6%	11.3%	11.5%
% of FP17s for the same patient ID Re-attending within 3 months - Adults	257	2,311	11.1%	12.9%	14.7%	15.4%
% of FP17s for the same patient ID Re-attending between 3 & 9 months - Children	348	729	47.7%	61.1%	60.8%	59.7%
% of FP17s for the same patient ID Re-attending between 3 & 9 months - Adults	1,017	2,311	44.0%	55.2%	52.8%	51.7%
% of FP17s for Band 1 Urgent Courses	174	2,910	6.0%	7.6%	8.2%	9.2%
% of FP17s Relating to Free Repair or Replacements	9	2,910	0.3%	0.8%	0.7%	0.7%
% of FP17s Relating to Continuations	51	2,910	1.8%	0.8%	0.8%	0.8%
% of Patients satisfied with the dentistry they have received	2	2	N/A	93.1%	93.2%	93.5%
% of Patients satisfied with the time they had to wait for an appointment	2	2	N/A	89.9%	88.5%	87.4%

* This is based on patients treated on this contract for their most recent course of treatment.

Figures in italics indicate the base number of FP17s or Patient Questionnaire responses are less than 100. N/A is shown where the base number of responses is less than 10 during the period. % is calculated as Quantity/Base number*100

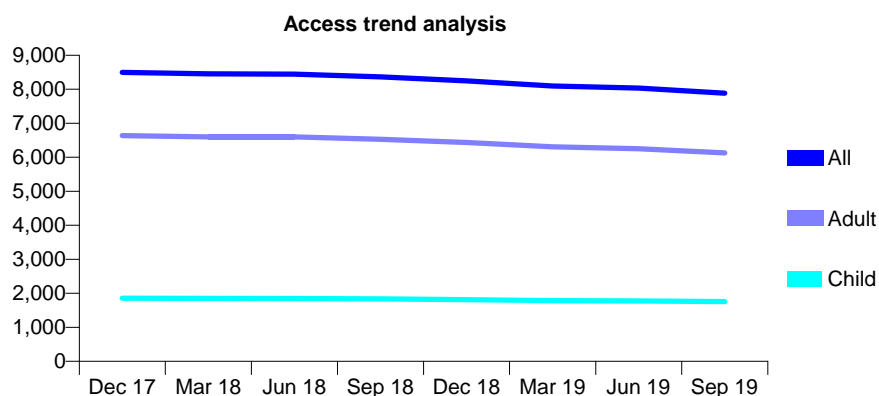
Q60 - Vital Signs At a Glance Contract Report for 181110/0004 - September 2019

Name or company name	IDH Limited
Contract type name	GDS Contract
Purpose of contract	General and Orthodontic
Contract start date	01/08/2008
Contract end date	

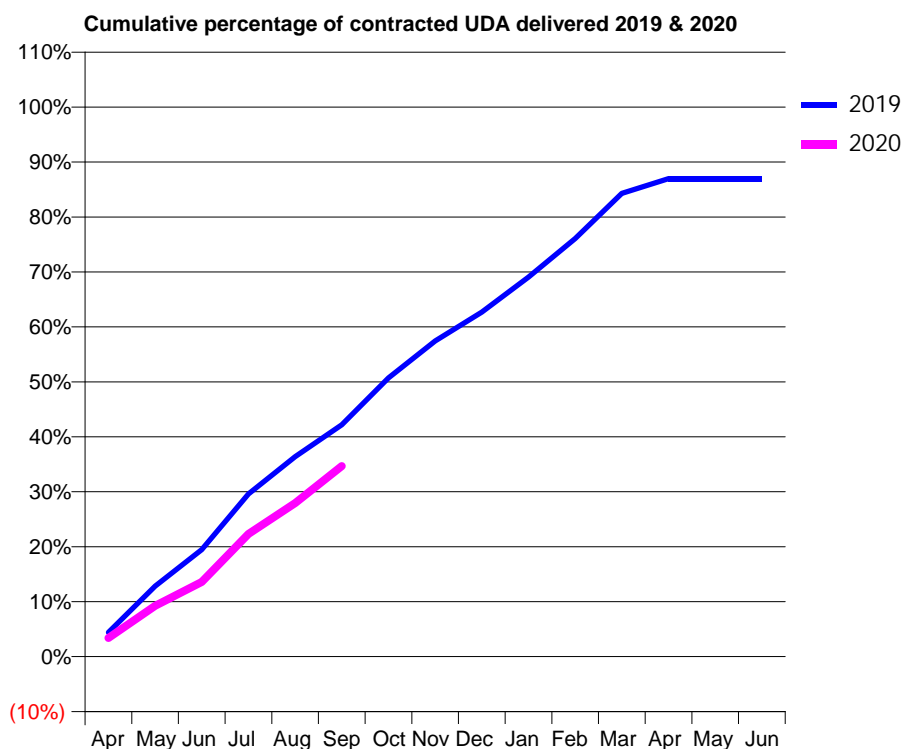
19/20 Contracted general activity (UDA)	25,040
Carry forward general activity (UDA)	0
19/20 Contracted orthodontic activity (UOA)	2,792
Carry forward orthodontic activity (UOA)	-55
Baseline contract value	£806,070.26

ACCESS*

Patients seen in 24 months	Total	Change since previous quarter
Quarter ending September 2018	8,367	
Quarter ending December 2018	8,250	↓
Quarter ending March 2019	8,095	↓
Quarter ending June 2019	8,033	→
Quarter ending September 2019	7,885	↓
Variance since September 2018	(5.8%)	↓



ACTIVITY



Month	Adjusted Scheduled Activity (UDA)	
	2019	2020
April	1,108	851
May	3,213	2,320
June	4,877	3,404
July	7,418	5,589
August	9,109	6,995
September	10,563	8,677
October	12,694	
November	14,389	
December	15,699	
January	17,293	
February	19,054	
March	21,108	
April	21,781	
May	21,782	
June	21,782	

QUALITY

	Quantity	Base Number	Contract	AT	Region	England
% of FP17s for the same patient ID Re-attending within 3 months - Children	43	1,120	3.8%	9.6%	11.3%	11.5%
% of FP17s for the same patient ID Re-attending within 3 months - Adults	362	3,426	10.6%	12.9%	14.7%	15.4%
% of FP17s for the same patient ID Re-attending between 3 & 9 months - Children	531	1,120	47.4%	61.1%	60.8%	59.7%
% of FP17s for the same patient ID Re-attending between 3 & 9 months - Adults	1,759	3,426	51.3%	55.2%	52.8%	51.7%
% of FP17s for Band 1 Urgent Courses	252	4,171	6.0%	7.6%	8.2%	9.2%
% of FP17s Relating to Free Repair or Replacements	5	4,171	0.1%	0.8%	0.7%	0.7%
% of FP17s Relating to Continuations	44	4,171	1.1%	0.8%	0.8%	0.8%
% of Patients satisfied with the dentistry they have received	2	3	N/A	93.1%	93.2%	93.5%
% of Patients satisfied with the time they had to wait for an appointment	3	3	N/A	89.9%	88.5%	87.4%

* This is based on patients treated on this contract for their most recent course of treatment. Figures in italics indicate the base number of FP17s or Patient Questionnaire responses are less than 100. N/A is shown where the base number of responses is less than 10 during the period. % is calculated as Quantity/Base number*100

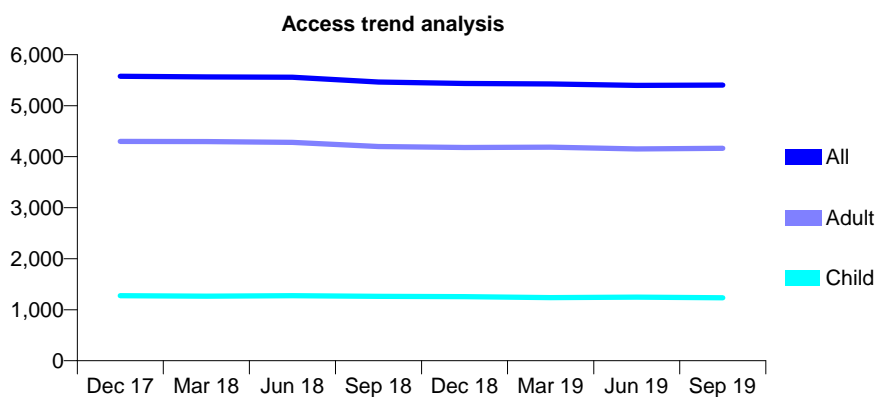
Q60 - Vital Signs At a Glance Contract Report for 182141/0001 - September 2019

Name or company name	Audley Dental Practice Partnership
Contract type name	GDS Contract
Purpose of contract	General
Contract start date	01/04/2012
Contract end date	

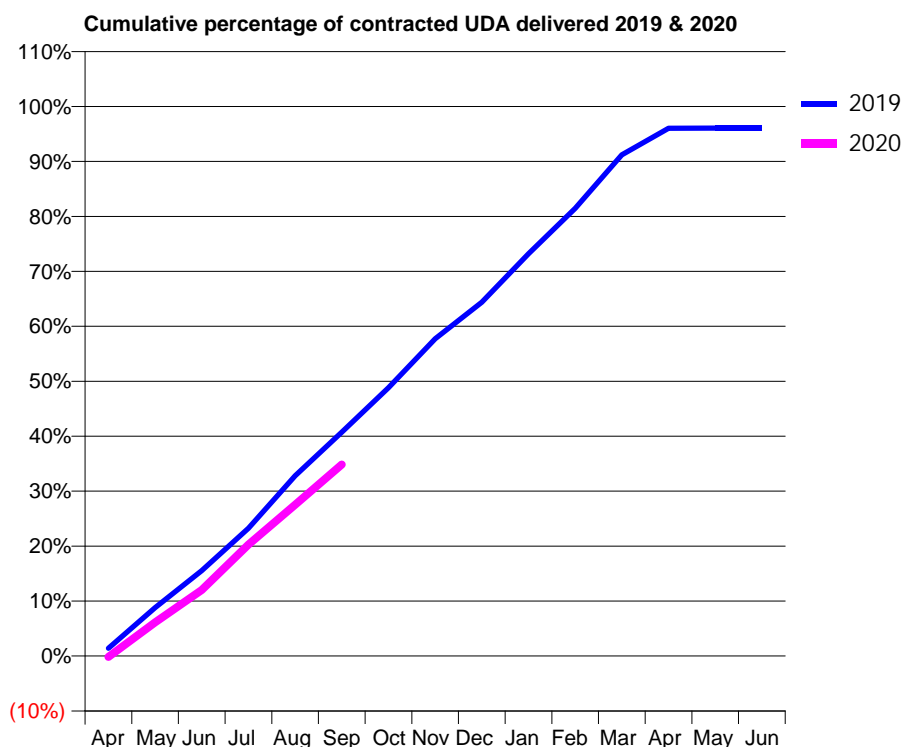
19/20 Contracted general activity (UDA)	16,106
Carry forward general activity (UDA)	635
19/20 Contracted orthodontic activity (UOA)	0
Carry forward orthodontic activity (UOA)	0
Baseline contract value	£408,135.70

ACCESS*

Patients seen in 24 months	Total	Change since previous quarter
Quarter ending September 2018	5,462	
Quarter ending December 2018	5,437	→
Quarter ending March 2019	5,427	→
Quarter ending June 2019	5,398	→
Quarter ending September 2019	5,403	→
Variance since September 2018	(1.1%)	↓



ACTIVITY



Month	Adjusted Scheduled Activity (UDA)	
	2019	2020
April	229	-27
May	1,419	987
June	2,505	1,937
July	3,747	3,269
August	5,281	4,434
September	6,560	5,609
October	7,862	
November	9,299	
December	10,367	
January	11,790	
February	13,123	
March	14,685	
April	15,469	
May	15,470	
June	15,470	

QUALITY

	Quantity	Base Number	Contract	AT	Region	England
% of FP17s for the same patient ID Re-attending within 3 months - Children	129	1,180	10.9%	9.6%	11.3%	11.5%
% of FP17s for the same patient ID Re-attending within 3 months - Adults	238	3,072	7.7%	12.9%	14.7%	15.4%
% of FP17s for the same patient ID Re-attending between 3 & 9 months - Children	837	1,180	70.9%	61.1%	60.8%	59.7%
% of FP17s for the same patient ID Re-attending between 3 & 9 months - Adults	2,058	3,072	67.0%	55.2%	52.8%	51.7%
% of FP17s for Band 1 Urgent Courses	114	3,877	2.9%	7.6%	8.2%	9.2%
% of FP17s Relating to Free Repair or Replacements	6	3,877	0.2%	0.8%	0.7%	0.7%
% of FP17s Relating to Continuations	48	3,877	1.2%	0.8%	0.8%	0.8%
% of Patients satisfied with the dentistry they have received	6	6	N/A	93.1%	93.2%	93.5%
% of Patients satisfied with the time they had to wait for an appointment	6	6	N/A	89.9%	88.5%	87.4%

* This is based on patients treated on this contract for their most recent course of treatment. Figures in italics indicate the base number of FP17s or Patient Questionnaire responses are less than 100. N/A is shown where the base number of responses is less than 10 during the period. % is calculated as Quantity/Base number*100

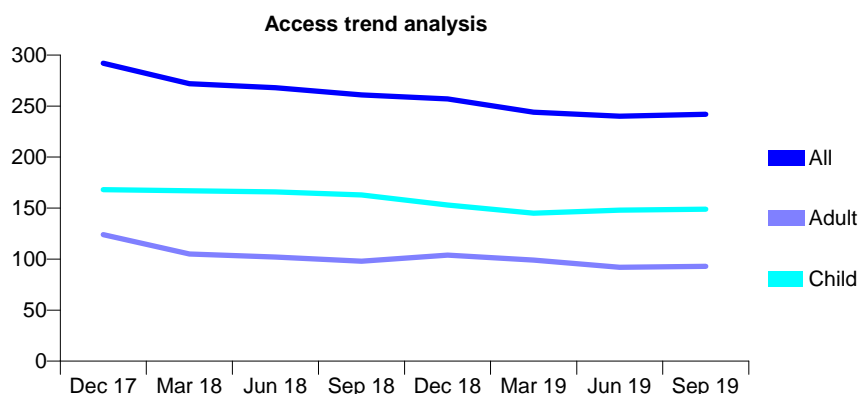
Q60 - Vital Signs At a Glance Contract Report for 182389/0001 - September 2019

Name or company name	Mr W Herath
Contract type name	GDS Contract
Purpose of contract	General
Contract start date	04/01/2013
Contract end date	

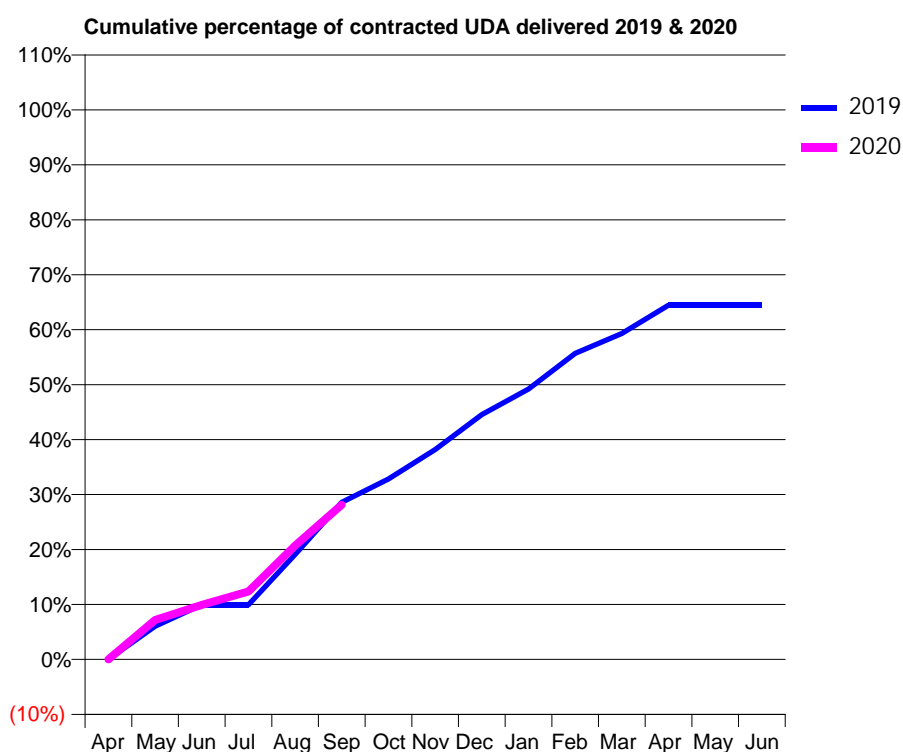
19/20 Contracted general activity (UDA)	700
Carry forward general activity (UDA)	0
19/20 Contracted orthodontic activity (UOA)	0
Carry forward orthodontic activity (UOA)	0
Baseline contract value	£16,247.72

ACCESS*

Patients seen in 24 months	Total	Change since previous quarter
Quarter ending September 2018	261	
Quarter ending December 2018	257	↓
Quarter ending March 2019	244	↓
Quarter ending June 2019	240	↓
Quarter ending September 2019	242	→
Variance since September 2018	(7.3%)	↓



ACTIVITY



Month	Adjusted Scheduled Activity (UDA)	
	2019	2020
April	0	0
May	42	50
June	70	69
July	70	87
August	134	145
September	200	197
October	230	
November	267	
December	312	
January	344	
February	390	
March	415	
April	451	
May	451	
June	451	

QUALITY

	Quantity	Base Number	Contract	AT	Region	England
% of FP17s for the same patient ID Re-attending within 3 months - Children	5	111	4.5%	9.6%	11.3%	11.5%
% of FP17s for the same patient ID Re-attending within 3 months - Adults	0	43	0.0%	12.9%	14.7%	15.4%
% of FP17s for the same patient ID Re-attending between 3 & 9 months - Children	64	111	57.7%	61.1%	60.8%	59.7%
% of FP17s for the same patient ID Re-attending between 3 & 9 months - Adults	21	43	48.8%	55.2%	52.8%	51.7%
% of FP17s for Band 1 Urgent Courses	6	137	4.4%	7.6%	8.2%	9.2%
% of FP17s Relating to Free Repair or Replacements	0	137	0.0%	0.8%	0.7%	0.7%
% of FP17s Relating to Continuations	0	137	0.0%	0.8%	0.8%	0.8%
% of Patients satisfied with the dentistry they have received	0	0	N/A	93.1%	93.2%	93.5%
% of Patients satisfied with the time they had to wait for an appointment	0	0	N/A	89.9%	88.5%	87.4%

* This is based on patients treated on this contract for their most recent course of treatment. Figures in italics indicate the base number of FP17s or Patient Questionnaire responses are less than 100. N/A is shown where the base number of responses is less than 10 during the period. % is calculated as Quantity/Base number*100

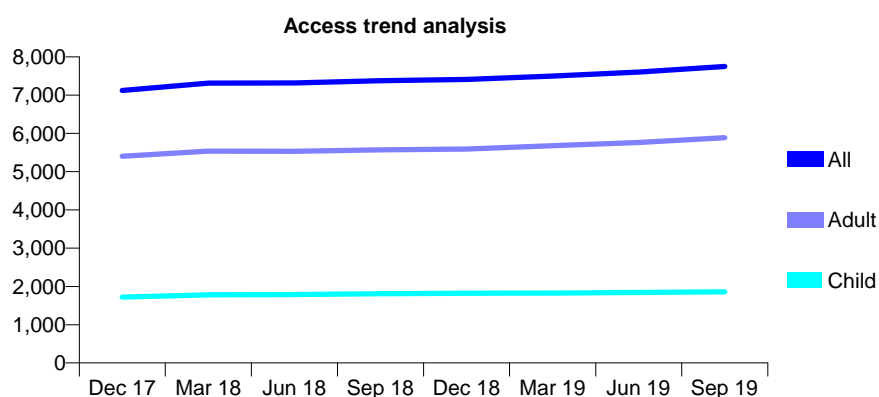
Q60 - Vital Signs At a Glance Contract Report for 184411/0001 - September 2019

Name or company name	Mroke Limited
Contract type name	GDS Contract
Purpose of contract	General
Contract start date	01/04/2009
Contract end date	

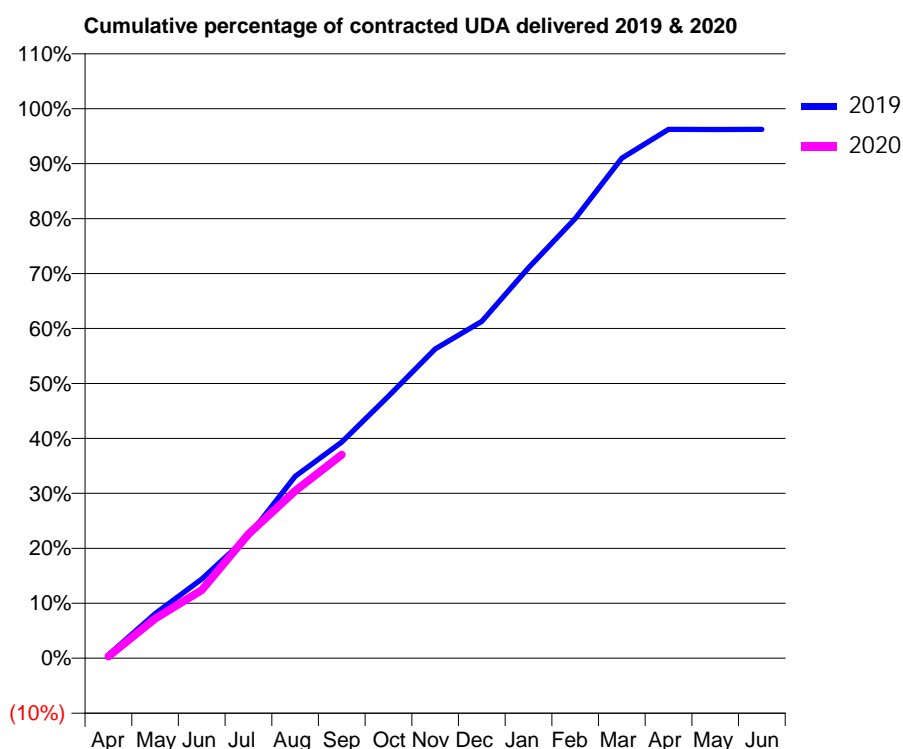
19/20 Contracted general activity (UDA)	21,512
Carry forward general activity (UDA)	808
19/20 Contracted orthodontic activity (UOA)	0
Carry forward orthodontic activity (UOA)	0
Baseline contract value	£567,903.92

ACCESS*

Patients seen in 24 months	Total	Change since previous quarter
Quarter ending September 2018	7,378	
Quarter ending December 2018	7,410	→
Quarter ending March 2019	7,501	→
Quarter ending June 2019	7,605	→
Quarter ending September 2019	7,749	→
Variance since September 2018	5.0%	↑



ACTIVITY



Month	2019	2020
April	127	70
May	1,749	1,553
June	3,099	2,667
July	4,785	4,860
August	7,124	6,547
September	8,462	7,971
October	10,260	
November	12,109	
December	13,186	
January	15,284	
February	17,213	
March	19,574	
April	20,700	
May	20,695	
June	20,703	

QUALITY

	Quantity	Base Number	Contract	AT	Region	England
% of FP17s for the same patient ID Re-attending within 3 months - Children	69	1,325	5.2%	9.6%	11.3%	11.5%
% of FP17s for the same patient ID Re-attending within 3 months - Adults	271	3,613	7.5%	12.9%	14.7%	15.4%
% of FP17s for the same patient ID Re-attending between 3 & 9 months - Children	774	1,325	58.4%	61.1%	60.8%	59.7%
% of FP17s for the same patient ID Re-attending between 3 & 9 months - Adults	1,849	3,613	51.2%	55.2%	52.8%	51.7%
% of FP17s for Band 1 Urgent Courses	288	4,494	6.4%	7.6%	8.2%	9.2%
% of FP17s Relating to Free Repair or Replacements	22	4,494	0.5%	0.8%	0.7%	0.7%
% of FP17s Relating to Continuations	12	4,494	0.3%	0.8%	0.8%	0.8%
% of Patients satisfied with the dentistry they have received	4	4	N/A	93.1%	93.2%	93.5%
% of Patients satisfied with the time they had to wait for an appointment	3	4	N/A	89.9%	88.5%	87.4%

* This is based on patients treated on this contract for their most recent course of treatment.

Figures in italics indicate the base number of FP17s or Patient Questionnaire responses are less than 100. N/A is shown where the base number of responses is less than 10 during the period. % is calculated as Quantity/Base number*100

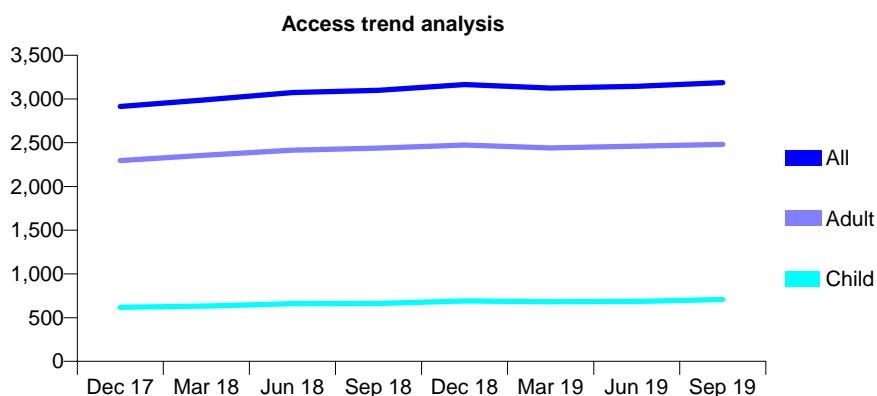
Q60 - Vital Signs At a Glance Contract Report for 184411/0002 - September 2019

Name or company name	Mroke Limited
Contract type name	GDS Contract
Purpose of contract	General
Contract start date	01/04/2009
Contract end date	

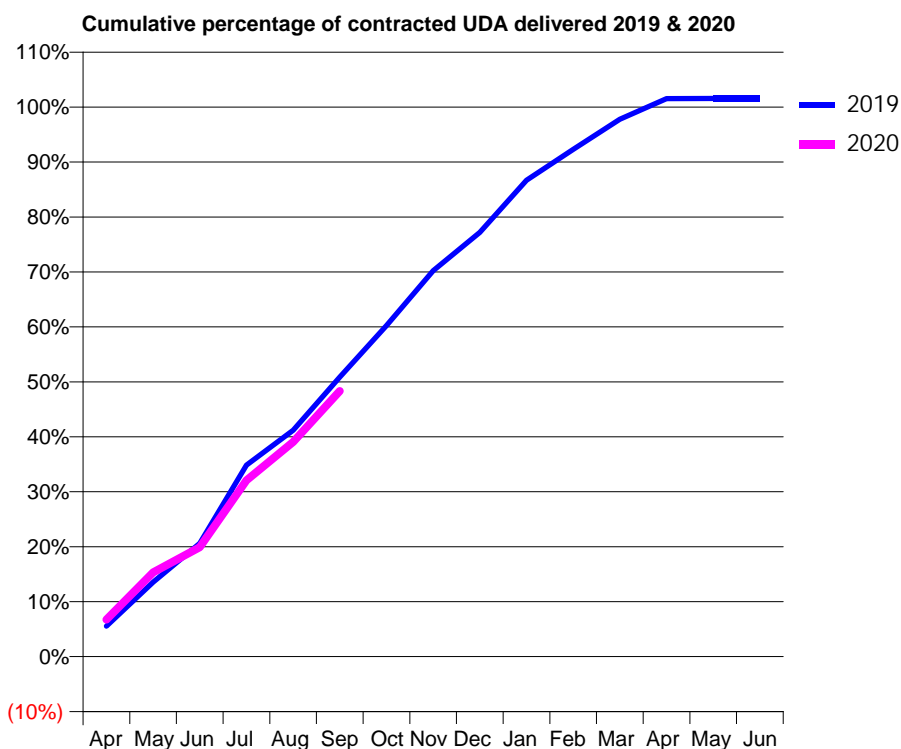
19/20 Contracted general activity (UDA)	7,698
Carry forward general activity (UDA)	-121
19/20 Contracted orthodontic activity (UOA)	0
Carry forward orthodontic activity (UOA)	0
Baseline contract value	£201,718.07

ACCESS*

Patients seen in 24 months	Total	Change since previous quarter
Quarter ending September 2018	3,100	
Quarter ending December 2018	3,165	↑
Quarter ending March 2019	3,124	↓
Quarter ending June 2019	3,146	→
Quarter ending September 2019	3,187	→
Variance since September 2018	2.8%	↑



ACTIVITY



Month	Adjusted Scheduled Activity (UDA)	
	2019	2020
April	427	518
May	1,042	1,182
June	1,587	1,533
July	2,684	2,468
August	3,171	3,006
September	3,915	3,720
October	4,637	
November	5,407	
December	5,942	
January	6,672	
February	7,106	
March	7,528	
April	7,815	
May	7,820	
June	7,820	

QUALITY

	Quantity	Base Number	Contract	AT	Region	England
% of FP17s for the same patient ID Re-attending within 3 months - Children	28	453	6.2%	9.6%	11.3%	11.5%
% of FP17s for the same patient ID Re-attending within 3 months - Adults	193	1,725	11.2%	12.9%	14.7%	15.4%
% of FP17s for the same patient ID Re-attending between 3 & 9 months - Children	209	453	46.1%	61.1%	60.8%	59.7%
% of FP17s for the same patient ID Re-attending between 3 & 9 months - Adults	751	1,725	43.5%	55.2%	52.8%	51.7%
% of FP17s for Band 1 Urgent Courses	165	2,056	8.0%	7.6%	8.2%	9.2%
% of FP17s Relating to Free Repair or Replacements	21	2,056	1.0%	0.8%	0.7%	0.7%
% of FP17s Relating to Continuations	16	2,056	0.8%	0.8%	0.8%	0.8%
% of Patients satisfied with the dentistry they have received	1	1	N/A	93.1%	93.2%	93.5%
% of Patients satisfied with the time they had to wait for an appointment	1	1	N/A	89.9%	88.5%	87.4%

* This is based on patients treated on this contract for their most recent course of treatment. Figures in italics indicate the base number of FP17s or Patient Questionnaire responses are less than 100. N/A is shown where the base number of responses is less than 10 during the period. % is calculated as Quantity/Base number*100

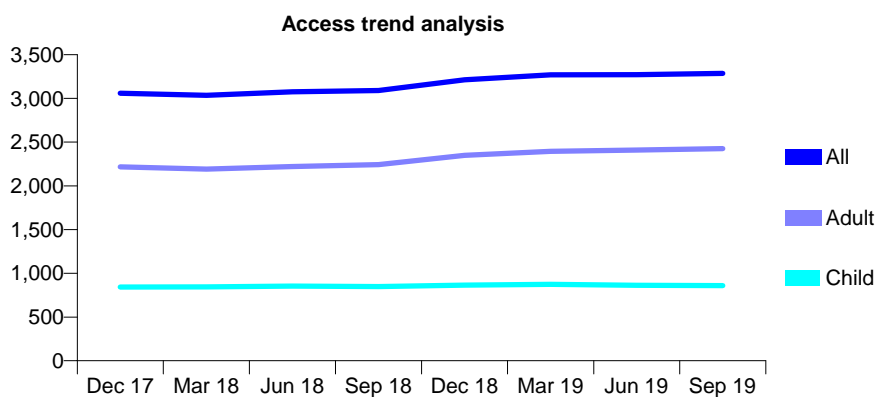
Q60 - Vital Signs At a Glance Contract Report for 186058/0001 - September 2019

Name or company name	The Avenue Dentistry
Contract type name	GDS Contract
Purpose of contract	General
Contract start date	01/07/2013
Contract end date	

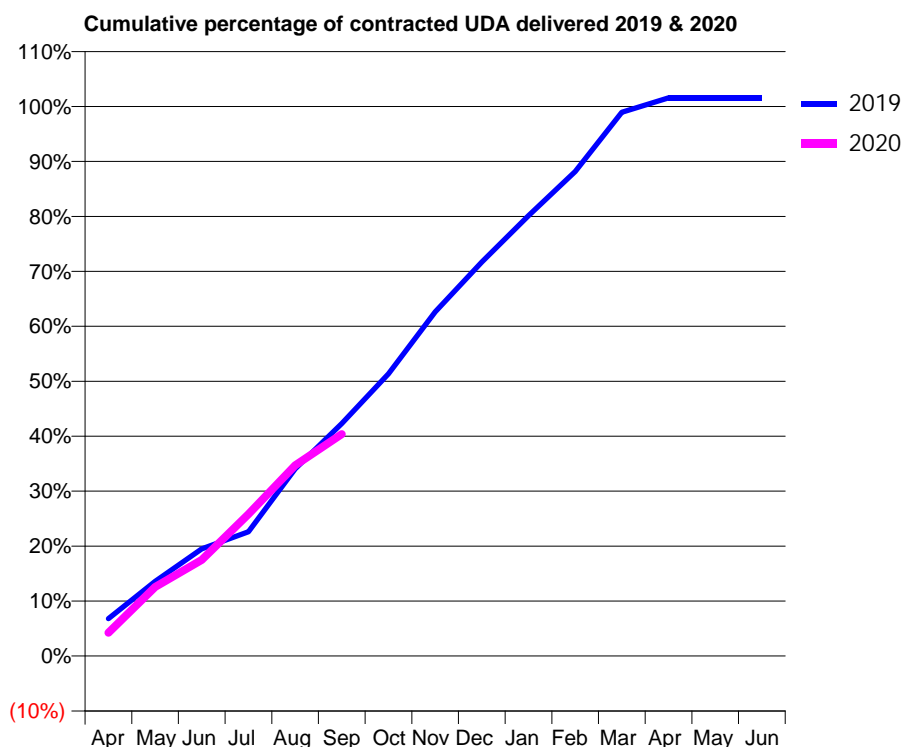
19/20 Contracted general activity (UDA)	9,504
Carry forward general activity (UDA)	-148
19/20 Contracted orthodontic activity (UOA)	0
Carry forward orthodontic activity (UOA)	0
Baseline contract value	£273,285.43

ACCESS*

Patients seen in 24 months	Total	Change since previous quarter
Quarter ending September 2018	3,090	
Quarter ending December 2018	3,213	↑
Quarter ending March 2019	3,269	→
Quarter ending June 2019	3,271	→
Quarter ending September 2019	3,285	→
Variance since September 2018	6.3%	↑



ACTIVITY



Month	Adjusted Scheduled Activity (UDA)	
	2019	2020
April	646	402
May	1,293	1,196
June	1,854	1,661
July	2,150	2,456
August	3,237	3,299
September	4,020	3,839
October	4,882	
November	5,952	
December	6,812	
January	7,617	
February	8,381	
March	9,405	
April	9,654	
May	9,653	
June	9,653	

QUALITY

	Quantity	Base Number	Contract	AT	Region	England
% of FP17s for the same patient ID Re-attending within 3 months - Children	52	672	7.7%	9.6%	11.3%	11.5%
% of FP17s for the same patient ID Re-attending within 3 months - Adults	243	1,717	14.2%	12.9%	14.7%	15.4%
% of FP17s for the same patient ID Re-attending between 3 & 9 months - Children	481	672	71.6%	61.1%	60.8%	59.7%
% of FP17s for the same patient ID Re-attending between 3 & 9 months - Adults	956	1,717	55.7%	55.2%	52.8%	51.7%
% of FP17s for Band 1 Urgent Courses	195	2,239	8.7%	7.6%	8.2%	9.2%
% of FP17s Relating to Free Repair or Replacements	18	2,239	0.8%	0.8%	0.7%	0.7%
% of FP17s Relating to Continuations	9	2,239	0.4%	0.8%	0.8%	0.8%
% of Patients satisfied with the dentistry they have received	1	1	N/A	93.1%	93.2%	93.5%
% of Patients satisfied with the time they had to wait for an appointment	1	1	N/A	89.9%	88.5%	87.4%

* This is based on patients treated on this contract for their most recent course of treatment. Figures in italics indicate the base number of FP17s or Patient Questionnaire responses are less than 100. N/A is shown where the base number of responses is less than 10 during the period. % is calculated as Quantity/Base number*100

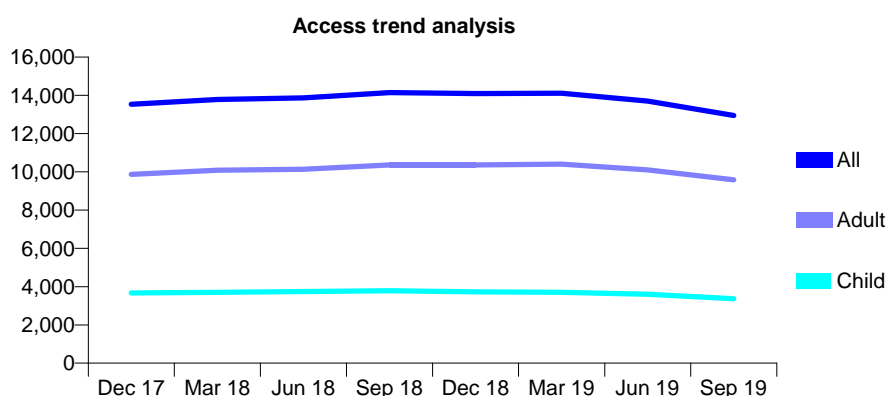
Q60 - Vital Signs At a Glance Contract Report for 186597/0001 - September 2019

Name or company name	Dosthill Valley Dental Practice
Contract type name	GDS Contract
Purpose of contract	General
Contract start date	01/01/2016
Contract end date	

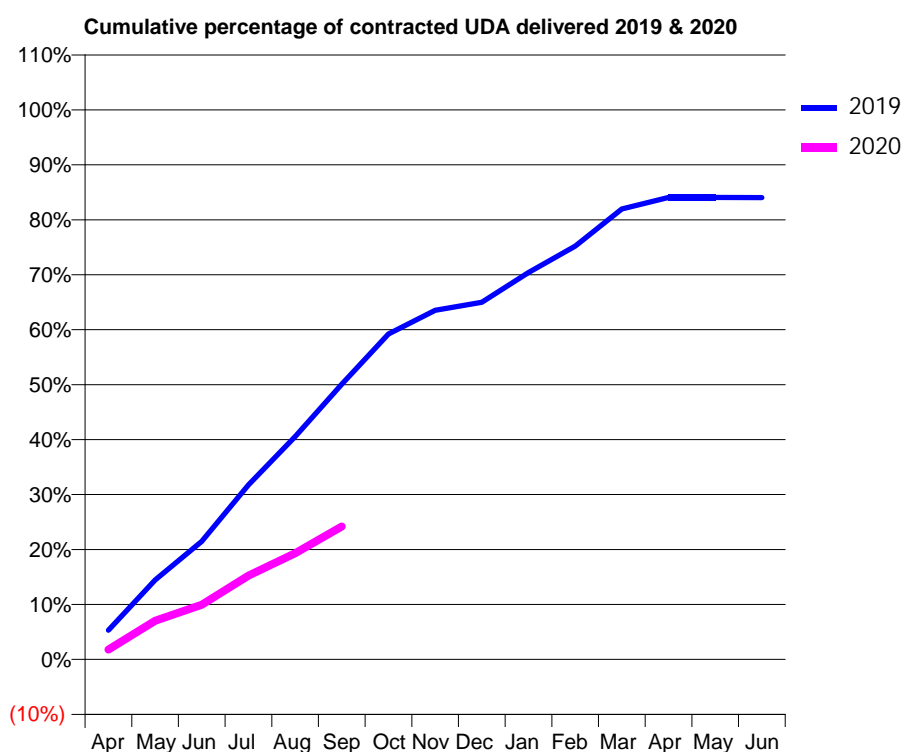
19/20 Contracted general activity (UDA)	39,000
Carry forward general activity (UDA)	0
19/20 Contracted orthodontic activity (UOA)	0
Carry forward orthodontic activity (UOA)	0
Baseline contract value	£1,023,840.75

ACCESS*

Patients seen in 24 months	Total	Change since previous quarter
Quarter ending September 2018	14,144	
Quarter ending December 2018	14,092	→
Quarter ending March 2019	14,108	→
Quarter ending June 2019	13,703	↓
Quarter ending September 2019	12,947	↓
Variance since September 2018	(8.5%)	↓



ACTIVITY



Month	Adjusted Scheduled Activity (UDA)	
	2019	2020
April	2,077	695
May	5,641	2,739
June	8,379	3,885
July	12,388	5,952
August	15,824	7,540
September	19,530	9,428
October	23,099	
November	24,774	
December	25,339	
January	27,462	
February	29,331	
March	31,961	
April	32,784	
May	32,779	
June	32,770	

QUALITY

	Quantity	Base Number	Contract	AT	Region	England
% of FP17s for the same patient ID Re-attending within 3 months - Children	60	1,636	3.7%	9.6%	11.3%	11.5%
% of FP17s for the same patient ID Re-attending within 3 months - Adults	300	4,629	6.5%	12.9%	14.7%	15.4%
% of FP17s for the same patient ID Re-attending between 3 & 9 months - Children	791	1,636	48.3%	61.1%	60.8%	59.7%
% of FP17s for the same patient ID Re-attending between 3 & 9 months - Adults	2,346	4,629	50.7%	55.2%	52.8%	51.7%
% of FP17s for Band 1 Urgent Courses	92	5,837	1.6%	7.6%	8.2%	9.2%
% of FP17s Relating to Free Repair or Replacements	30	5,837	0.5%	0.8%	0.7%	0.7%
% of FP17s Relating to Continuations	48	5,837	0.8%	0.8%	0.8%	0.8%
% of Patients satisfied with the dentistry they have received	5	6	N/A	93.1%	93.2%	93.5%
% of Patients satisfied with the time they had to wait for an appointment	5	6	N/A	89.9%	88.5%	87.4%

* This is based on patients treated on this contract for their most recent course of treatment. Figures in italics indicate the base number of FP17s or Patient Questionnaire responses are less than 100. N/A is shown where the base number of responses is less than 10 during the period. % is calculated as Quantity/Base number*100

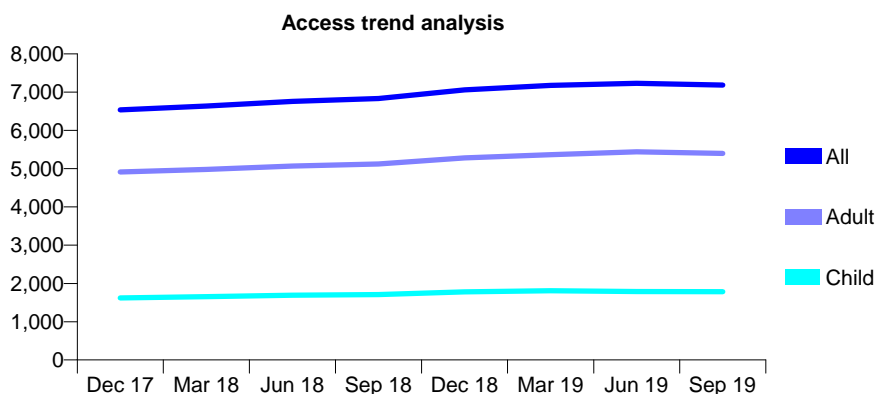
Q60 - Vital Signs At a Glance Contract Report for 186988/0001 - September 2019

Name or company name	The Westbury Park Dental Practice Partner
Contract type name	GDS Contract
Purpose of contract	General
Contract start date	05/12/2013
Contract end date	

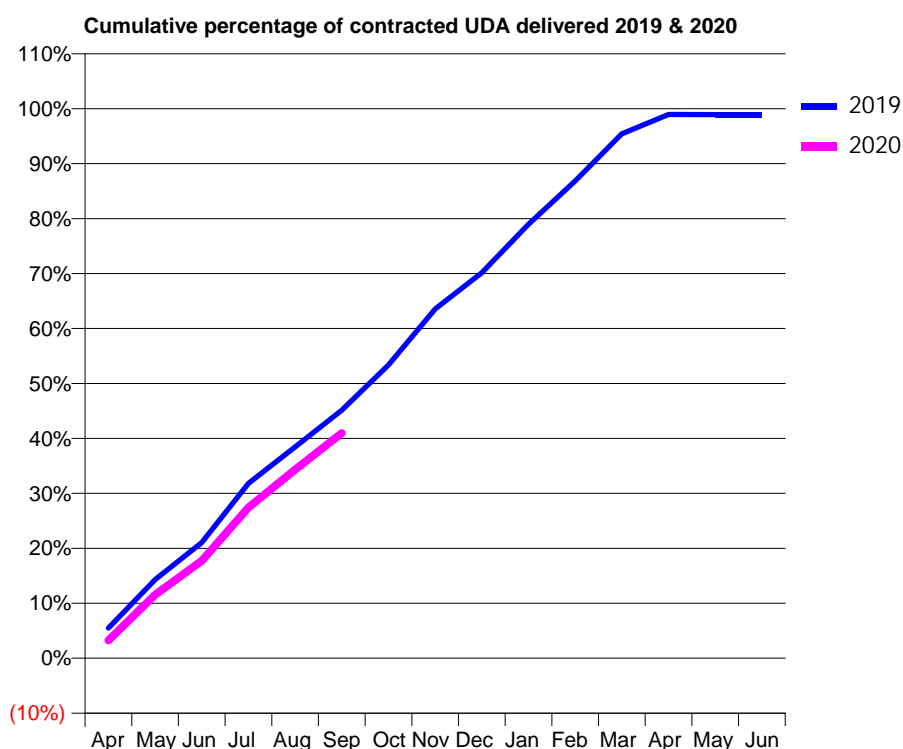
19/20 Contracted general activity (UDA)	18,842
Carry forward general activity (UDA)	204
19/20 Contracted orthodontic activity (UOA)	0
Carry forward orthodontic activity (UOA)	0
Baseline contract value	£530,637.65

ACCESS*

Patients seen in 24 months	Total	Change since previous quarter
Quarter ending September 2018	6,835	
Quarter ending December 2018	7,061	↑
Quarter ending March 2019	7,175	→
Quarter ending June 2019	7,231	→
Quarter ending September 2019	7,181	→
Variance since September 2018	5.1%	↑



ACTIVITY



Month	2019	2020
April	1,037	613
May	2,696	2,177
June	3,968	3,341
July	5,994	5,168
August	7,243	6,469
September	8,503	7,721
October	10,058	
November	11,975	
December	13,216	
January	14,876	
February	16,367	
March	17,977	
April	18,642	
May	18,640	
June	18,638	

QUALITY

	Quantity	Base Number	Contract	AT	Region	England
% of FP17s for the same patient ID Re-attending within 3 months - Children	68	1,029	6.6%	9.6%	11.3%	11.5%
% of FP17s for the same patient ID Re-attending within 3 months - Adults	301	2,905	10.4%	12.9%	14.7%	15.4%
% of FP17s for the same patient ID Re-attending between 3 & 9 months - Children	504	1,029	49.0%	61.1%	60.8%	59.7%
% of FP17s for the same patient ID Re-attending between 3 & 9 months - Adults	1,391	2,905	47.9%	55.2%	52.8%	51.7%
% of FP17s for Band 1 Urgent Courses	263	3,645	7.2%	7.6%	8.2%	9.2%
% of FP17s Relating to Free Repair or Replacements	23	3,645	0.6%	0.8%	0.7%	0.7%
% of FP17s Relating to Continuations	48	3,645	1.3%	0.8%	0.8%	0.8%
% of Patients satisfied with the dentistry they have received	3	3	N/A	93.1%	93.2%	93.5%
% of Patients satisfied with the time they had to wait for an appointment	3	3	N/A	89.9%	88.5%	87.4%

* This is based on patients treated on this contract for their most recent course of treatment.

Figures in italics indicate the base number of FP17s or Patient Questionnaire responses are less than 100. N/A is shown where the base number of responses is less than 10 during the period. % is calculated as Quantity/Base number*100

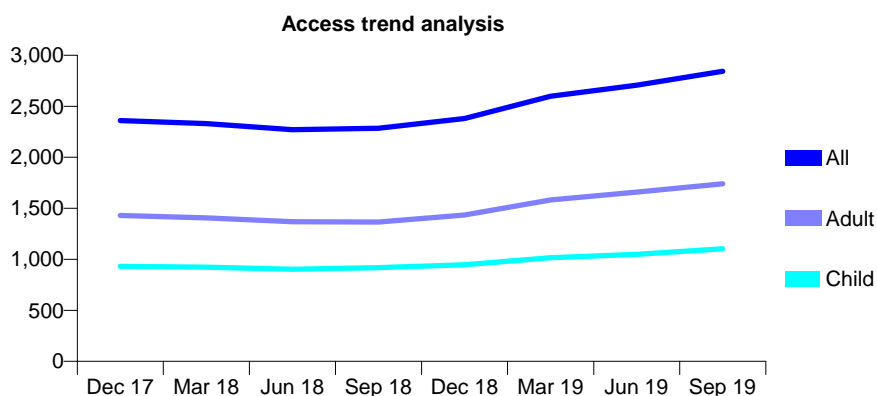
Q60 - Vital Signs At a Glance Contract Report for 188239/0001 - September 2019

Name or company name	Dr J S Jandu and Ms K K Bhambra
Contract type name	GDS Contract
Purpose of contract	General and Orthodontic
Contract start date	01/12/2009
Contract end date	

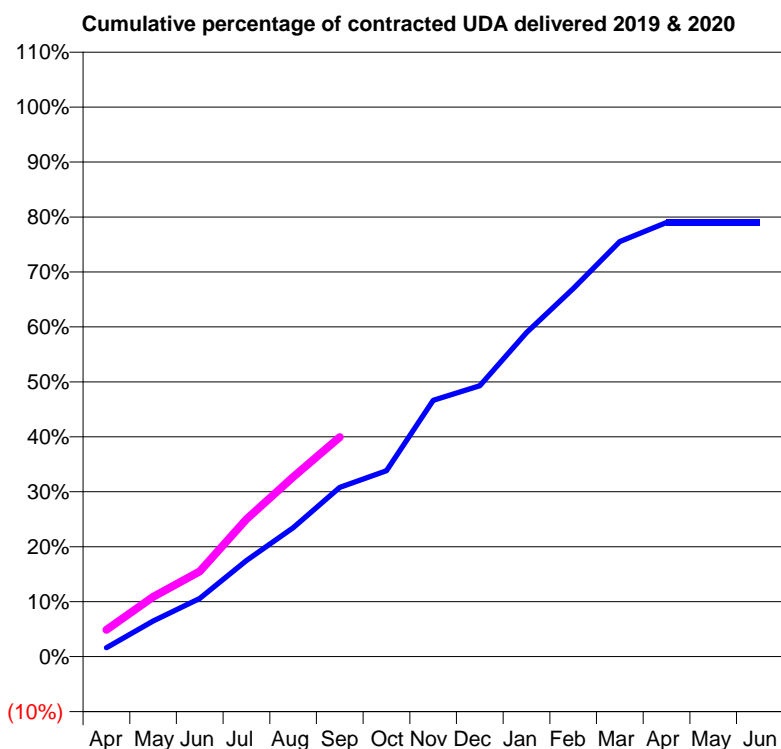
19/20 Contracted general activity (UDA)	8,309
Carry forward general activity (UDA)	0
19/20 Contracted orthodontic activity (UOA)	274
Carry forward orthodontic activity (UOA)	0
Baseline contract value	£228,746.22

ACCESS*

Patients seen in 24 months	Total	Change since previous quarter
Quarter ending September 2018	2,284	
Quarter ending December 2018	2,381	↑
Quarter ending March 2019	2,598	↑
Quarter ending June 2019	2,707	↑
Quarter ending September 2019	2,844	↑
Variance since September 2018	24.5%	↑



ACTIVITY



Month	Adjusted Scheduled Activity (UDA)	
	2019	2020
April	134	406
May	540	905
June	879	1,290
July	1,453	2,079
August	1,949	2,718
September	2,560	3,320
October	2,810	
November	3,875	
December	4,097	
January	4,899	
February	5,563	
March	6,276	
April	6,563	
May	6,563	
June	6,563	

QUALITY

	Quantity	Base Number	Contract	AT	Region	England
% of FP17s for the same patient ID Re-attending within 3 months - Children	58	874	6.6%	9.6%	11.3%	11.5%
% of FP17s for the same patient ID Re-attending within 3 months - Adults	118	1,211	9.7%	12.9%	14.7%	15.4%
% of FP17s for the same patient ID Re-attending between 3 & 9 months - Children	538	874	61.6%	61.1%	60.8%	59.7%
% of FP17s for the same patient ID Re-attending between 3 & 9 months - Adults	646	1,211	53.3%	55.2%	52.8%	51.7%
% of FP17s for Band 1 Urgent Courses	80	1,912	4.2%	7.6%	8.2%	9.2%
% of FP17s Relating to Free Repair or Replacements	1	1,912	0.1%	0.8%	0.7%	0.7%
% of FP17s Relating to Continuations	18	1,912	0.9%	0.8%	0.8%	0.8%
% of Patients satisfied with the dentistry they have received	2	2	N/A	93.1%	93.2%	93.5%
% of Patients satisfied with the time they had to wait for an appointment	2	2	N/A	89.9%	88.5%	87.4%

* This is based on patients treated on this contract for their most recent course of treatment. Figures in italics indicate the base number of FP17s or Patient Questionnaire responses are less than 100. N/A is shown where the base number of responses is less than 10 during the period. % is calculated as Quantity/Base number*100

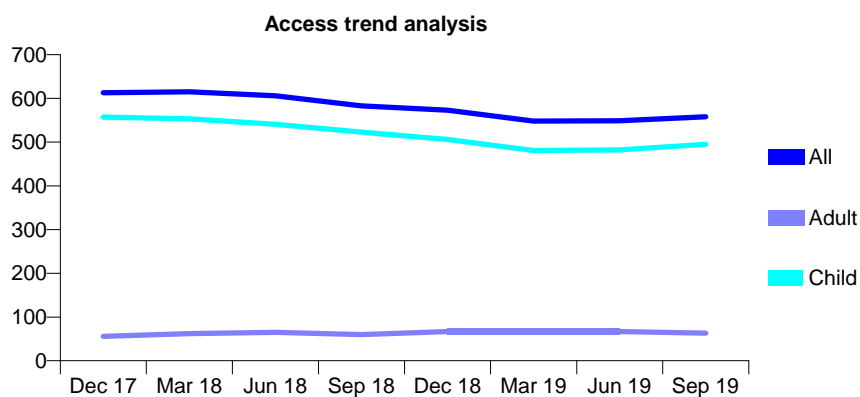
Q60 - Vital Signs At a Glance Contract Report for 188646/0001 - September 2019

Name or company name	Grosvenor Dental Practice
Contract type name	GDS Contract
Purpose of contract	General
Contract start date	01/02/2016
Contract end date	

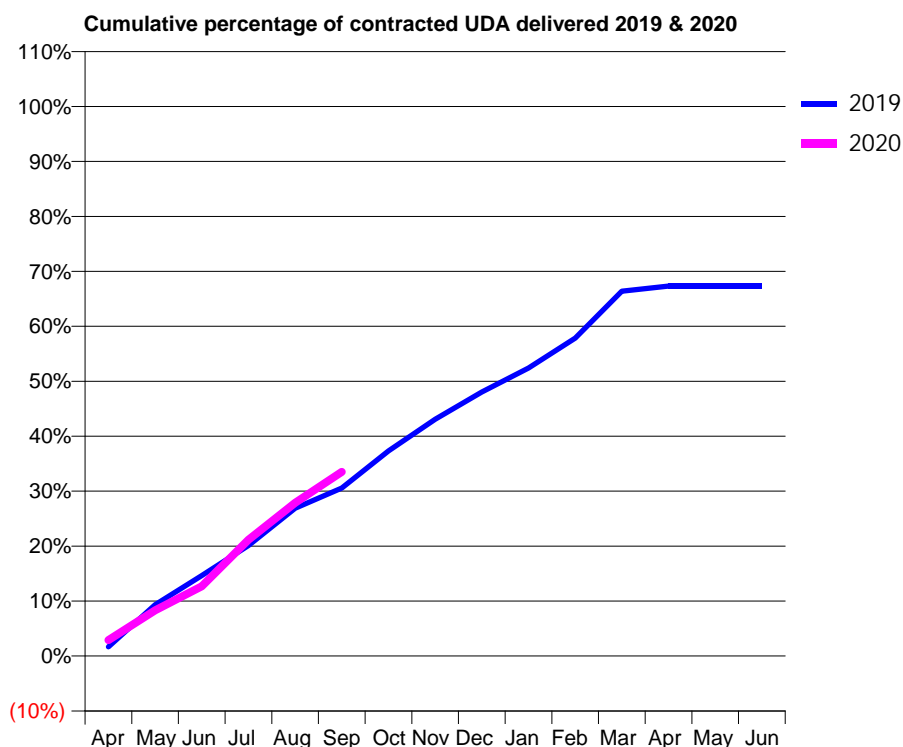
19/20 Contracted general activity (UDA)	1,719
Carry forward general activity (UDA)	0
19/20 Contracted orthodontic activity (UOA)	0
Carry forward orthodontic activity (UOA)	0
Baseline contract value	£44,777.17

ACCESS*

Patients seen in 24 months	Total	Change since previous quarter
Quarter ending September 2018	583	
Quarter ending December 2018	573	↓
Quarter ending March 2019	548	↓
Quarter ending June 2019	549	→
Quarter ending September 2019	558	→
Variance since September 2018	(4.3%)	↓



ACTIVITY



Month	Adjusted Scheduled Activity (UDA)	
	2019	2020
April	29	50
May	160	143
June	252	218
July	346	364
August	462	480
September	525	576
October	642	
November	741	
December	826	
January	901	
February	995	
March	1,141	
April	1,157	
May	1,157	
June	1,157	

QUALITY

	Quantity	Base Number	Contract	AT	Region	England
% of FP17s for the same patient ID Re-attending within 3 months - Children	41	467	8.8%	9.6%	11.3%	11.5%
% of FP17s for the same patient ID Re-attending within 3 months - Adults	0	0	N/A	12.9%	14.7%	15.4%
% of FP17s for the same patient ID Re-attending between 3 & 9 months - Children	298	467	63.8%	61.1%	60.8%	59.7%
% of FP17s for the same patient ID Re-attending between 3 & 9 months - Adults	0	0	N/A	55.2%	52.8%	51.7%
% of FP17s for Band 1 Urgent Courses	4	453	0.9%	7.6%	8.2%	9.2%
% of FP17s Relating to Free Repair or Replacements	0	453	0.0%	0.8%	0.7%	0.7%
% of FP17s Relating to Continuations	0	453	0.0%	0.8%	0.8%	0.8%
% of Patients satisfied with the dentistry they have received	0	0	N/A	93.1%	93.2%	93.5%
% of Patients satisfied with the time they had to wait for an appointment	0	0	N/A	89.9%	88.5%	87.4%

* This is based on patients treated on this contract for their most recent course of treatment. Figures in italics indicate the base number of FP17s or Patient Questionnaire responses are less than 100. N/A is shown where the base number of responses is less than 10 during the period. % is calculated as Quantity/Base number*100

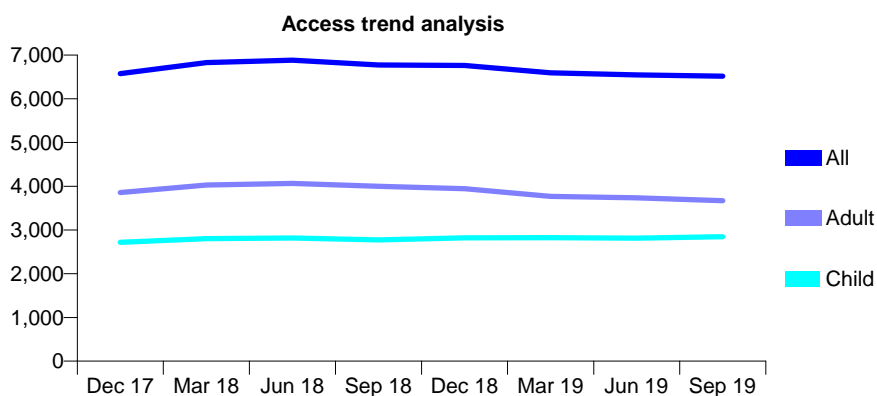
Q60 - Vital Signs At a Glance Contract Report for 190608/0001 - September 2019

Name or company name	Dawley Dental Practice
Contract type name	GDS Contract
Purpose of contract	General
Contract start date	23/09/2009
Contract end date	

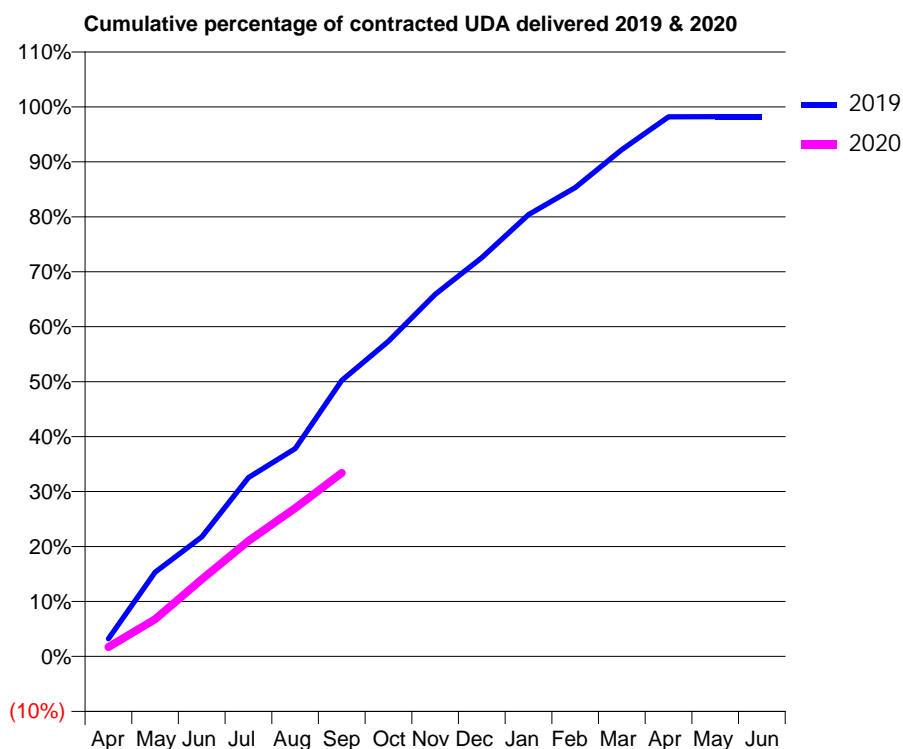
19/20 Contracted general activity (UDA)	17,919
Carry forward general activity (UDA)	319
19/20 Contracted orthodontic activity (UOA)	0
Carry forward orthodontic activity (UOA)	0
Baseline contract value	£461,519.13

ACCESS*

Patients seen in 24 months	Total	Change since previous quarter
Quarter ending September 2018	6,773	
Quarter ending December 2018	6,764	→
Quarter ending March 2019	6,593	↓
Quarter ending June 2019	6,548	→
Quarter ending September 2019	6,516	→
Variance since September 2018	(3.8%)	↓



ACTIVITY



Month	2019	2020
April	577	307
May	2,749	1,217
June	3,896	2,514
July	5,834	3,763
August	6,776	4,834
September	8,999	5,983
October	10,277	
November	11,808	
December	12,999	
January	14,403	
February	15,288	
March	16,528	
April	17,591	
May	17,599	
June	17,600	

QUALITY

	Quantity	Base Number	Contract	AT	Region	England
% of FP17s for the same patient ID Re-attending within 3 months - Children	217	2,291	9.5%	9.6%	11.3%	11.5%
% of FP17s for the same patient ID Re-attending within 3 months - Adults	380	2,559	14.8%	12.9%	14.7%	15.4%
% of FP17s for the same patient ID Re-attending between 3 & 9 months - Children	1,462	2,291	63.8%	61.1%	60.8%	59.7%
% of FP17s for the same patient ID Re-attending between 3 & 9 months - Adults	1,554	2,559	60.7%	55.2%	52.8%	51.7%
% of FP17s for Band 1 Urgent Courses	196	3,609	5.4%	7.6%	8.2%	9.2%
% of FP17s Relating to Free Repair or Replacements	6	3,609	0.2%	0.8%	0.7%	0.7%
% of FP17s Relating to Continuations	19	3,609	0.5%	0.8%	0.8%	0.8%
% of Patients satisfied with the dentistry they have received	2	2	N/A	93.1%	93.2%	93.5%
% of Patients satisfied with the time they had to wait for an appointment	2	2	N/A	89.9%	88.5%	87.4%

* This is based on patients treated on this contract for their most recent course of treatment. Figures in italics indicate the base number of FP17s or Patient Questionnaire responses are less than 100. N/A is shown where the base number of responses is less than 10 during the period. % is calculated as Quantity/Base number*100

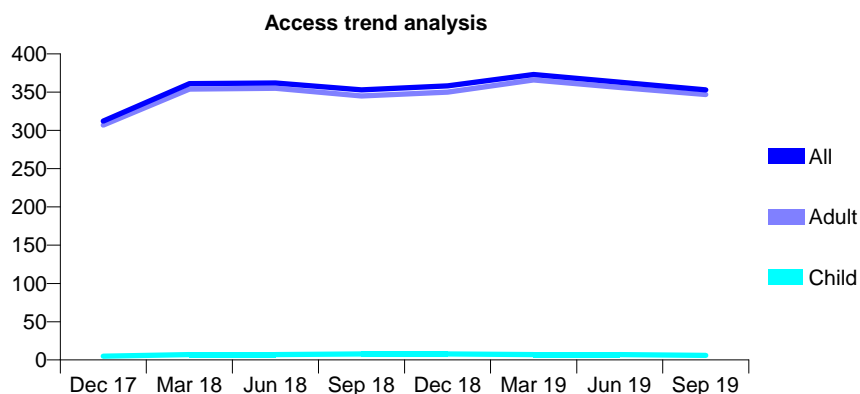
Q60 - Vital Signs At a Glance Contract Report for 192538/0001 - September 2019

Name or company name	The Smile Works Ltd
Contract type name	PDS Contract
Purpose of contract	General
Contract start date	01/07/2015
Contract end date	31/03/2020

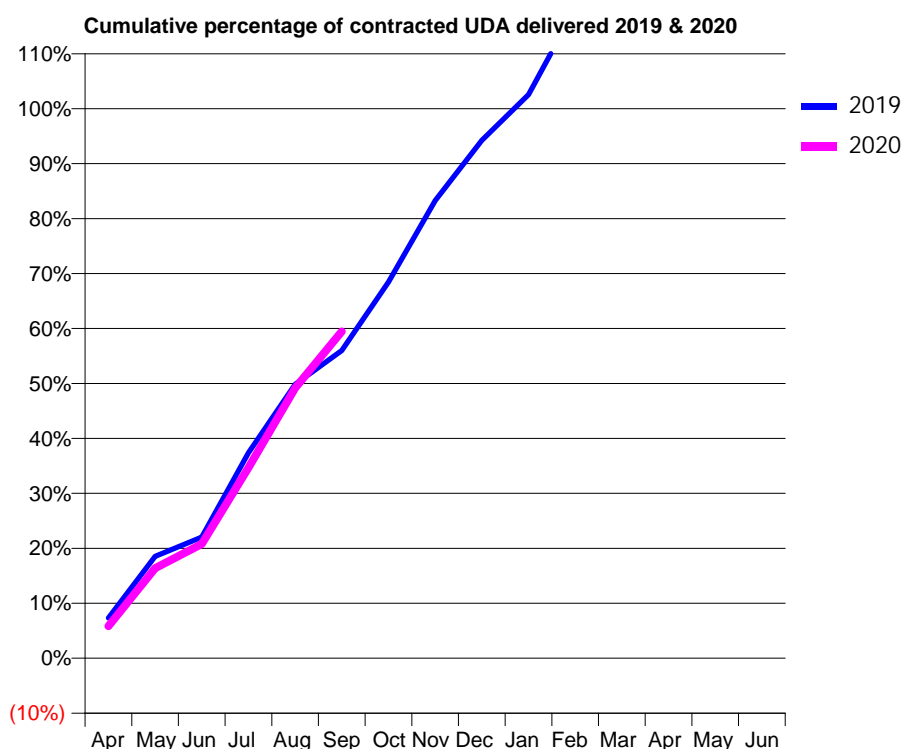
19/20 Contracted general activity (UDA)	1,800
Carry forward general activity (UDA)	0
19/20 Contracted orthodontic activity (UOA)	0
Carry forward orthodontic activity (UOA)	0
Baseline contract value	£75,102.13

ACCESS*

Patients seen in 24 months	Total	Change since previous quarter
Quarter ending September 2018	353	
Quarter ending December 2018	358	→
Quarter ending March 2019	373	↑
Quarter ending June 2019	363	↓
Quarter ending September 2019	353	↓
Variance since September 2018	0.0%	→



ACTIVITY



Month	2019	2020
April	132	105
May	334	295
June	397	374
July	673	624
August	897	885
September	1,008	1,070
October	1,232	
November	1,499	
December	1,696	
January	1,846	
February	2,126	
March	2,438	
April	2,502	
May	2,502	
June	2,502	

QUALITY

	Quantity	Base Number	Contract	AT	Region	England
% of FP17s for the same patient ID Re-attending within 3 months - Children	0	12	0.0%	9.6%	11.3%	11.5%
% of FP17s for the same patient ID Re-attending within 3 months - Adults	0	390	0.0%	12.9%	14.7%	15.4%
% of FP17s for the same patient ID Re-attending between 3 & 9 months - Children	0	12	0.0%	61.1%	60.8%	59.7%
% of FP17s for the same patient ID Re-attending between 3 & 9 months - Adults	1	390	0.3%	55.2%	52.8%	51.7%
% of FP17s for Band 1 Urgent Courses	0	378	0.0%	7.6%	8.2%	9.2%
% of FP17s Relating to Free Repair or Replacements	0	378	0.0%	0.8%	0.7%	0.7%
% of FP17s Relating to Continuations	0	378	0.0%	0.8%	0.8%	0.8%
% of Patients satisfied with the dentistry they have received	1	1	N/A	93.1%	93.2%	93.5%
% of Patients satisfied with the time they had to wait for an appointment	1	1	N/A	89.9%	88.5%	87.4%

* This is based on patients treated on this contract for their most recent course of treatment.

Figures in italics indicate the base number of FP17s or Patient Questionnaire responses are less than 100. N/A is shown where the base number of responses is less than 10 during the period. % is calculated as Quantity/Base number*100

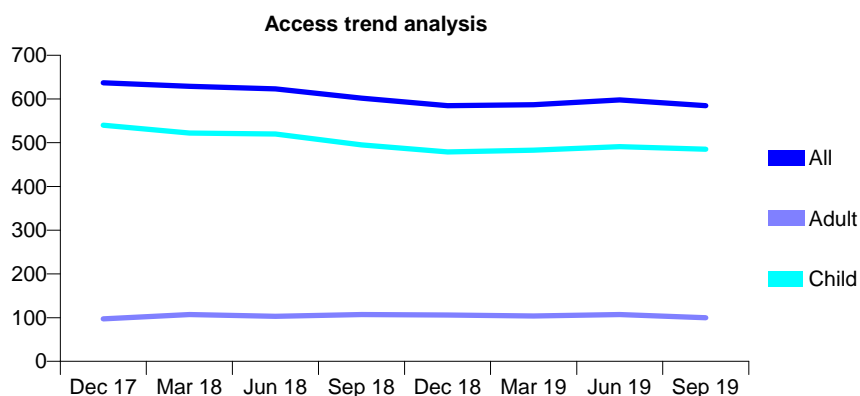
Q60 - Vital Signs At a Glance Contract Report for 193623/0001 - September 2019

Name or company name	Beaufort Dental Health Centre Ltd
Contract type name	GDS Contract
Purpose of contract	General
Contract start date	01/07/2009
Contract end date	

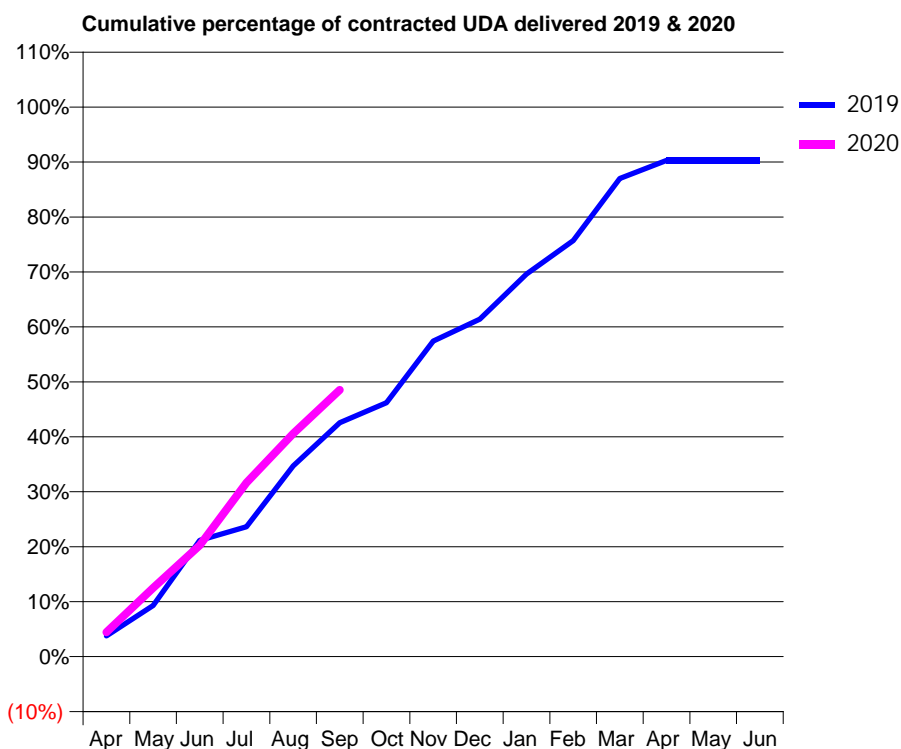
19/20 Contracted general activity (UDA)	1,380
Carry forward general activity (UDA)	0
19/20 Contracted orthodontic activity (UOA)	0
Carry forward orthodontic activity (UOA)	0
Baseline contract value	£31,245.01

ACCESS*

Patients seen in 24 months	Total	Change since previous quarter
Quarter ending September 2018	602	
Quarter ending December 2018	585	↓
Quarter ending March 2019	587	→
Quarter ending June 2019	598	→
Quarter ending September 2019	585	↓
Variance since September 2018	(2.8%)	↓



ACTIVITY



Month	Adjusted Scheduled Activity (UDA)	
	2019	2020
April	52	61
May	128	173
June	292	280
July	326	437
August	479	560
September	587	670
October	638	
November	792	
December	847	
January	961	
February	1,045	
March	1,201	
April	1,246	
May	1,246	
June	1,246	

QUALITY

	Quantity	Base Number	Contract	AT	Region	England
% of FP17s for the same patient ID Re-attending within 3 months - Children	24	440	5.5%	9.6%	11.3%	11.5%
% of FP17s for the same patient ID Re-attending within 3 months - Adults	2	31	6.5%	12.9%	14.7%	15.4%
% of FP17s for the same patient ID Re-attending between 3 & 9 months - Children	309	440	70.2%	61.1%	60.8%	59.7%
% of FP17s for the same patient ID Re-attending between 3 & 9 months - Adults	23	31	74.2%	55.2%	52.8%	51.7%
% of FP17s for Band 1 Urgent Courses	8	437	1.8%	7.6%	8.2%	9.2%
% of FP17s Relating to Free Repair or Replacements	0	437	0.0%	0.8%	0.7%	0.7%
% of FP17s Relating to Continuations	0	437	0.0%	0.8%	0.8%	0.8%
% of Patients satisfied with the dentistry they have received	0	0	N/A	93.1%	93.2%	93.5%
% of Patients satisfied with the time they had to wait for an appointment	0	0	N/A	89.9%	88.5%	87.4%

* This is based on patients treated on this contract for their most recent course of treatment. Figures in italics indicate the base number of FP17s or Patient Questionnaire responses are less than 100. N/A is shown where the base number of responses is less than 10 during the period. % is calculated as Quantity/Base number*100

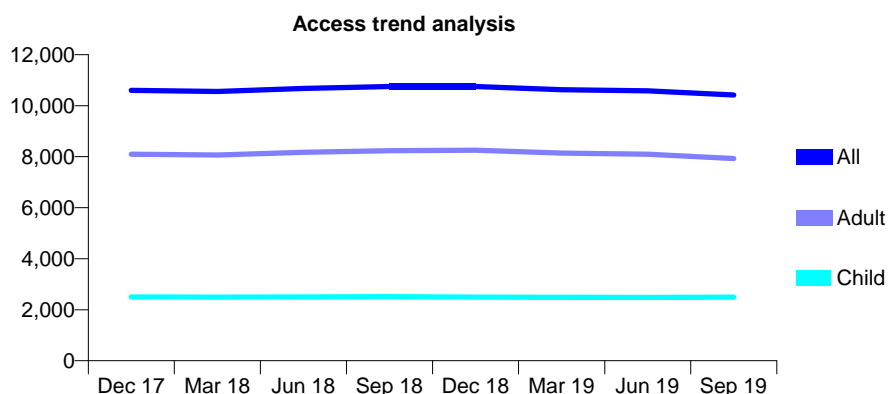
Q60 - Vital Signs At a Glance Contract Report for 195170/0001 - September 2019

Name or company name	Station House Dental Practice (Telford) Ltd.
Contract type name	Pilot Contract
Purpose of contract	General and Orthodontic
Contract start date	01/12/2009
Contract end date	

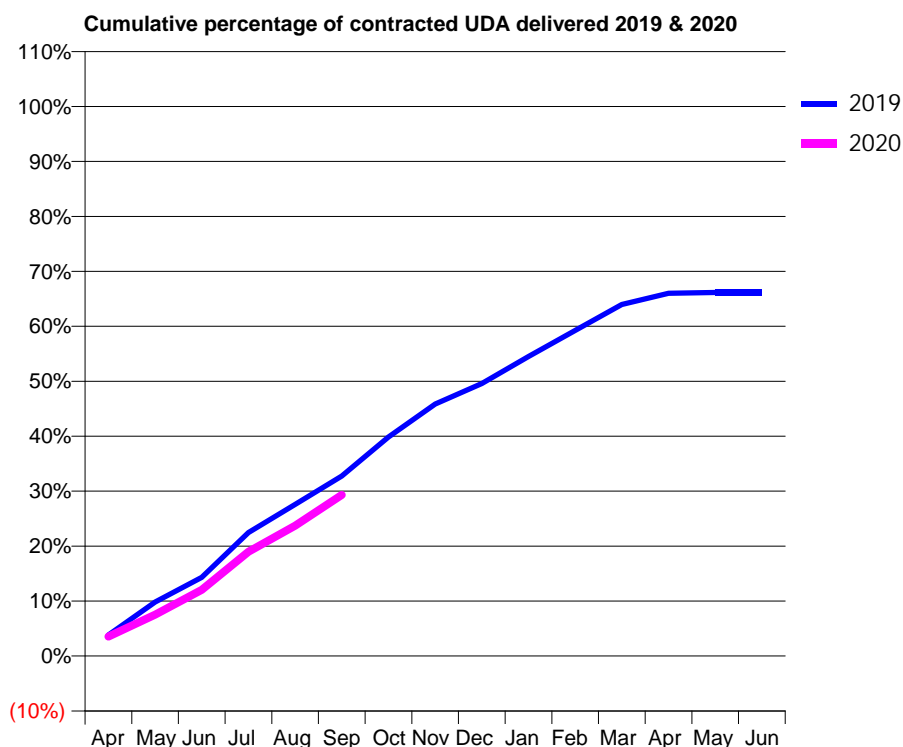
19/20 Contracted general activity (UDA)	39,000
Carry forward general activity (UDA)	0
19/20 Contracted orthodontic activity (UOA)	1,000
Carry forward orthodontic activity (UOA)	0
Baseline contract value	£1,157,217.88

ACCESS*

Patients seen in 24 months	Total	Change since previous quarter
Quarter ending September 2018	10,755	
Quarter ending December 2018	10,751	→
Quarter ending March 2019	10,630	↓
Quarter ending June 2019	10,579	→
Quarter ending September 2019	10,417	↓
Variance since September 2018	(3.1%)	↓



ACTIVITY



Month	Adjusted Scheduled Activity (UDA)	
	2019	2020
April	1,490	1,382
May	3,838	2,942
June	5,590	4,698
July	8,762	7,400
August	10,763	9,254
September	12,775	11,429
October	15,545	
November	17,880	
December	19,342	
January	21,263	
February	23,108	
March	24,956	
April	25,739	
May	25,790	
June	25,808	

QUALITY

	Quantity	Base Number	Contract	AT	Region	England
% of FP17s for the same patient ID Re-attending within 3 months - Children	104	1,721	6.0%	9.6%	11.3%	11.5%
% of FP17s for the same patient ID Re-attending within 3 months - Adults	250	4,479	5.6%	12.9%	14.7%	15.4%
% of FP17s for the same patient ID Re-attending between 3 & 9 months - Children	995	1,721	57.8%	61.1%	60.8%	59.7%
% of FP17s for the same patient ID Re-attending between 3 & 9 months - Adults	2,119	4,479	47.3%	55.2%	52.8%	51.7%
% of FP17s for Band 1 Urgent Courses	97	5,249	1.8%	7.6%	8.2%	9.2%
% of FP17s Relating to Free Repair or Replacements	12	5,249	0.2%	0.8%	0.7%	0.7%
% of FP17s Relating to Continuations	65	5,249	1.2%	0.8%	0.8%	0.8%
% of Patients satisfied with the dentistry they have received	5	5	N/A	93.1%	93.2%	93.5%
% of Patients satisfied with the time they had to wait for an appointment	5	5	N/A	89.9%	88.5%	87.4%

* This is based on patients treated on this contract for their most recent course of treatment. Figures in italics indicate the base number of FP17s or Patient Questionnaire responses are less than 100. N/A is shown where the base number of responses is less than 10 during the period. % is calculated as Quantity/Base number*100

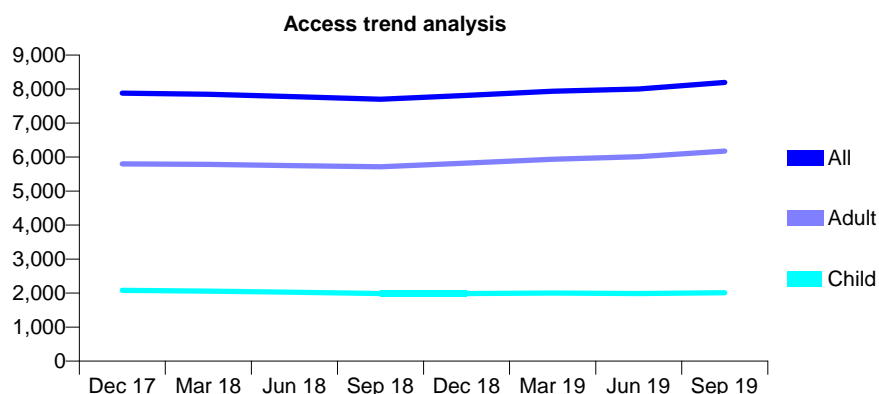
Q60 - Vital Signs At a Glance Contract Report for 195464/0001 - September 2019

Name or company name	Keen Dental Care
Contract type name	GDS Contract
Purpose of contract	General
Contract start date	01/04/2012
Contract end date	

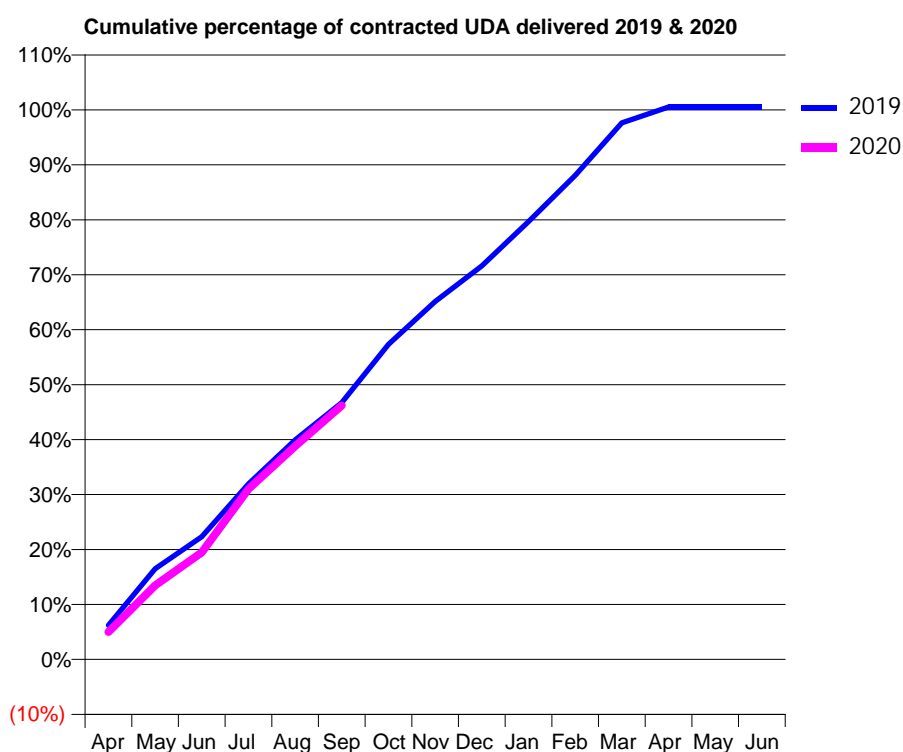
19/20 Contracted general activity (UDA)	24,030
Carry forward general activity (UDA)	-117
19/20 Contracted orthodontic activity (UOA)	0
Carry forward orthodontic activity (UOA)	0
Baseline contract value	£615,001.04

ACCESS*

Patients seen in 24 months	Total	Change since previous quarter
Quarter ending September 2018	7,700	
Quarter ending December 2018	7,812	→
Quarter ending March 2019	7,937	→
Quarter ending June 2019	8,000	→
Quarter ending September 2019	8,193	↑
Variance since September 2018	6.4%	↑



ACTIVITY



Month	Adjusted Scheduled Activity (UDA)	
	2019	2020
April	1,466	1,196
May	3,886	3,237
June	5,259	4,682
July	7,514	7,449
August	9,399	9,326
September	10,997	11,103
October	13,492	
November	15,326	
December	16,846	
January	18,740	
February	20,727	
March	22,974	
April	23,651	
May	23,648	
June	23,648	

QUALITY

	Quantity	Base Number	Contract	AT	Region	England
% of FP17s for the same patient ID Re-attending within 3 months - Children	82	1,637	5.0%	9.6%	11.3%	11.5%
% of FP17s for the same patient ID Re-attending within 3 months - Adults	519	5,093	10.2%	12.9%	14.7%	15.4%
% of FP17s for the same patient ID Re-attending between 3 & 9 months - Children	1,133	1,637	69.2%	61.1%	60.8%	59.7%
% of FP17s for the same patient ID Re-attending between 3 & 9 months - Adults	3,493	5,093	68.6%	55.2%	52.8%	51.7%
% of FP17s for Band 1 Urgent Courses	348	6,362	5.5%	7.6%	8.2%	9.2%
% of FP17s Relating to Free Repair or Replacements	32	6,362	0.5%	0.8%	0.7%	0.7%
% of FP17s Relating to Continuations	93	6,362	1.5%	0.8%	0.8%	0.8%
% of Patients satisfied with the dentistry they have received	4	4	N/A	93.1%	93.2%	93.5%
% of Patients satisfied with the time they had to wait for an appointment	4	4	N/A	89.9%	88.5%	87.4%

* This is based on patients treated on this contract for their most recent course of treatment. Figures in italics indicate the base number of FP17s or Patient Questionnaire responses are less than 100. N/A is shown where the base number of responses is less than 10 during the period. % is calculated as Quantity/Base number*100

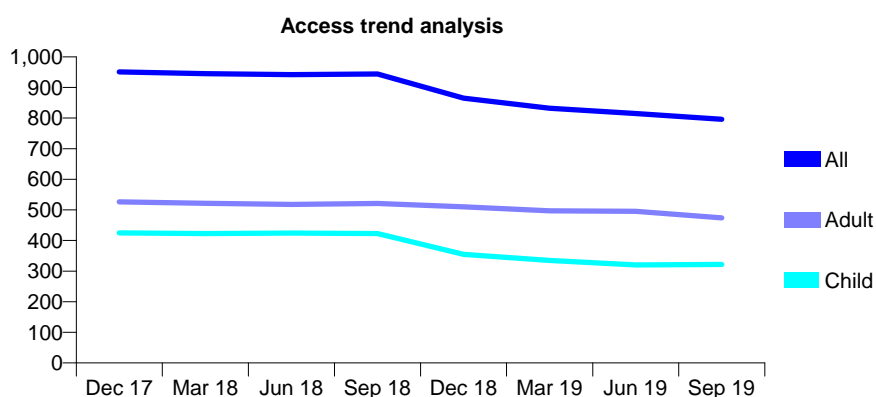
Q60 - Vital Signs At a Glance Contract Report for 198048/0001 - September 2019

Name or company name	The Cherry Orchard Dental Practice Partne
Contract type name	GDS Contract
Purpose of contract	General
Contract start date	05/03/2013
Contract end date	

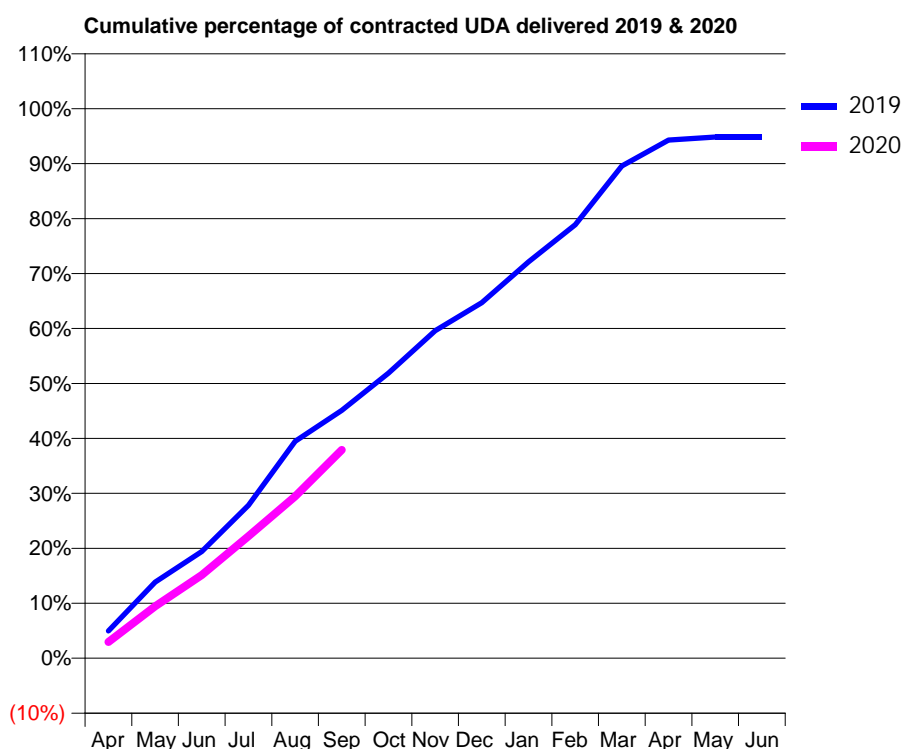
19/20 Contracted general activity (UDA)	2,200
Carry forward general activity (UDA)	0
19/20 Contracted orthodontic activity (UOA)	0
Carry forward orthodontic activity (UOA)	0
Baseline contract value	£49,504.22

ACCESS*

Patients seen in 24 months	Total	Change since previous quarter
Quarter ending September 2018	944	
Quarter ending December 2018	865	↓
Quarter ending March 2019	832	↓
Quarter ending June 2019	815	↓
Quarter ending September 2019	796	↓
Variance since September 2018	(15.7%)	↓



ACTIVITY



Month	2019	2020
April	109	66
May	304	208
June	427	333
July	612	489
August	868	648
September	992	834
October	1,142	
November	1,311	
December	1,423	
January	1,586	
February	1,736	
March	1,970	
April	2,075	
May	2,087	
June	2,087	

QUALITY

	Quantity	Base Number	Contract	AT	Region	England
% of FP17s for the same patient ID Re-attending within 3 months - Children	18	276	6.5%	9.6%	11.3%	11.5%
% of FP17s for the same patient ID Re-attending within 3 months - Adults	45	347	13.0%	12.9%	14.7%	15.4%
% of FP17s for the same patient ID Re-attending between 3 & 9 months - Children	204	276	73.9%	61.1%	60.8%	59.7%
% of FP17s for the same patient ID Re-attending between 3 & 9 months - Adults	228	347	65.7%	55.2%	52.8%	51.7%
% of FP17s for Band 1 Urgent Courses	30	577	5.2%	7.6%	8.2%	9.2%
% of FP17s Relating to Free Repair or Replacements	0	577	0.0%	0.8%	0.7%	0.7%
% of FP17s Relating to Continuations	9	577	1.6%	0.8%	0.8%	0.8%
% of Patients satisfied with the dentistry they have received	0	0	N/A	93.1%	93.2%	93.5%
% of Patients satisfied with the time they had to wait for an appointment	0	0	N/A	89.9%	88.5%	87.4%

* This is based on patients treated on this contract for their most recent course of treatment.

Figures in italics indicate the base number of FP17s or Patient Questionnaire responses are less than 100. N/A is shown where the base number of responses is less than 10 during the period. % is calculated as Quantity/Base number*100

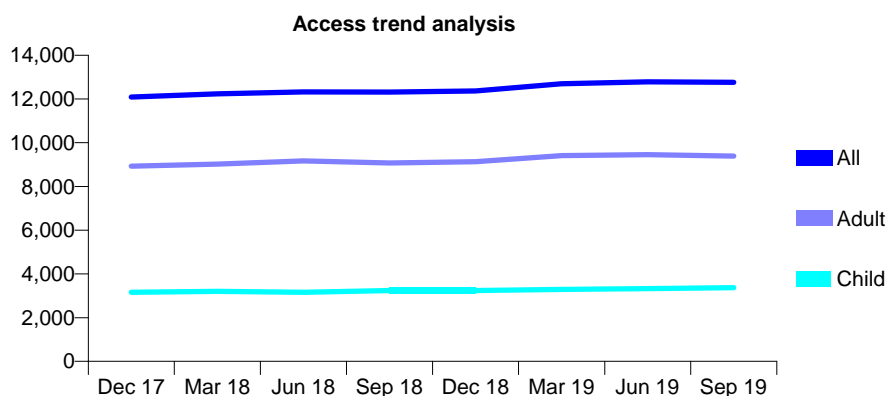
Q60 - Vital Signs At a Glance Contract Report for 198404/0001 - September 2019

Name or company name	Tamworth Dental Practice Partnership
Contract type name	GDS Contract
Purpose of contract	General
Contract start date	01/04/2014
Contract end date	

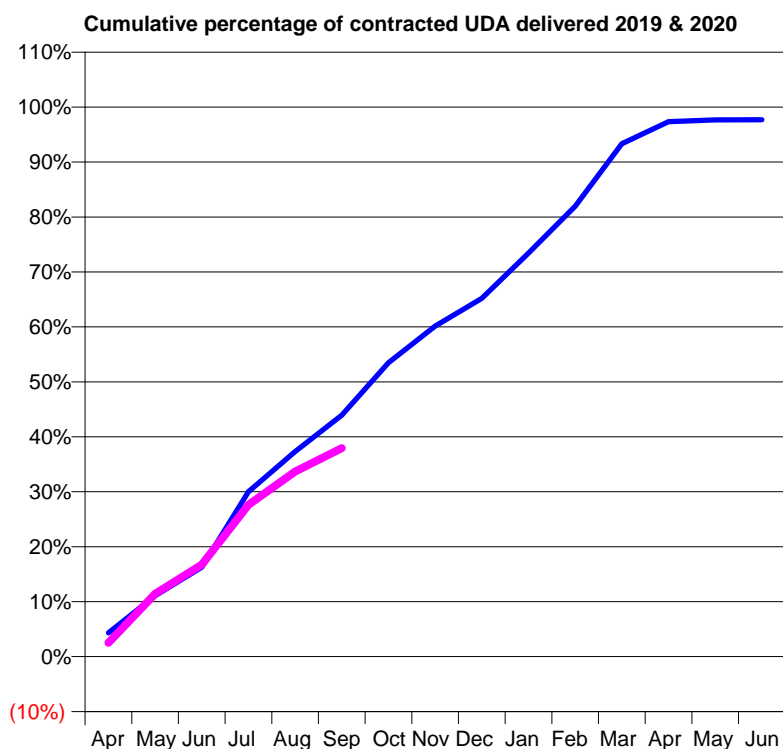
19/20 Contracted general activity (UDA)	31,797
Carry forward general activity (UDA)	736
19/20 Contracted orthodontic activity (UOA)	0
Carry forward orthodontic activity (UOA)	0
Baseline contract value	£833,572.41

ACCESS*

Patients seen in 24 months	Total	Change since previous quarter
Quarter ending September 2018	12,321	
Quarter ending December 2018	12,366	→
Quarter ending March 2019	12,699	↑
Quarter ending June 2019	12,782	→
Quarter ending September 2019	12,762	→
Variance since September 2018	3.6%	↑



ACTIVITY



Month	Adjusted Scheduled Activity (UDA)	
	2019	2020
April	1,375	804
May	3,522	3,640
June	5,173	5,324
July	9,543	8,784
August	11,864	10,706
September	13,971	12,063
October	17,012	
November	19,127	
December	20,731	
January	23,342	
February	26,064	
March	29,673	
April	30,950	
May	31,055	
June	31,061	

QUALITY

	Quantity	Base Number	Contract	AT	Region	England
% of FP17s for the same patient ID Re-attending within 3 months - Children	78	2,016	3.9%	9.6%	11.3%	11.5%
% of FP17s for the same patient ID Re-attending within 3 months - Adults	471	4,551	10.3%	12.9%	14.7%	15.4%
% of FP17s for the same patient ID Re-attending between 3 & 9 months - Children	1,097	2,016	54.4%	61.1%	60.8%	59.7%
% of FP17s for the same patient ID Re-attending between 3 & 9 months - Adults	1,827	4,551	40.1%	55.2%	52.8%	51.7%
% of FP17s for Band 1 Urgent Courses	683	5,947	11.5%	7.6%	8.2%	9.2%
% of FP17s Relating to Free Repair or Replacements	15	5,947	0.3%	0.8%	0.7%	0.7%
% of FP17s Relating to Continuations	26	5,947	0.4%	0.8%	0.8%	0.8%
% of Patients satisfied with the dentistry they have received	3	5	N/A	93.1%	93.2%	93.5%
% of Patients satisfied with the time they had to wait for an appointment	5	5	N/A	89.9%	88.5%	87.4%

* This is based on patients treated on this contract for their most recent course of treatment. Figures in italics indicate the base number of FP17s or Patient Questionnaire responses are less than 100. N/A is shown where the base number of responses is less than 10 during the period. % is calculated as Quantity/Base number*100

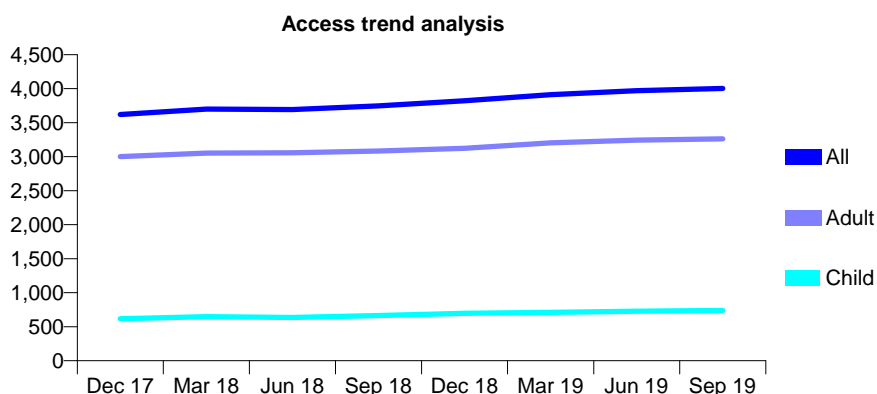
Q60 - Vital Signs At a Glance Contract Report for 198595/0001 - September 2019

Name or company name	Khanna Dental Limited
Contract type name	GDS Contract
Purpose of contract	General and Orthodontic
Contract start date	01/07/2014
Contract end date	

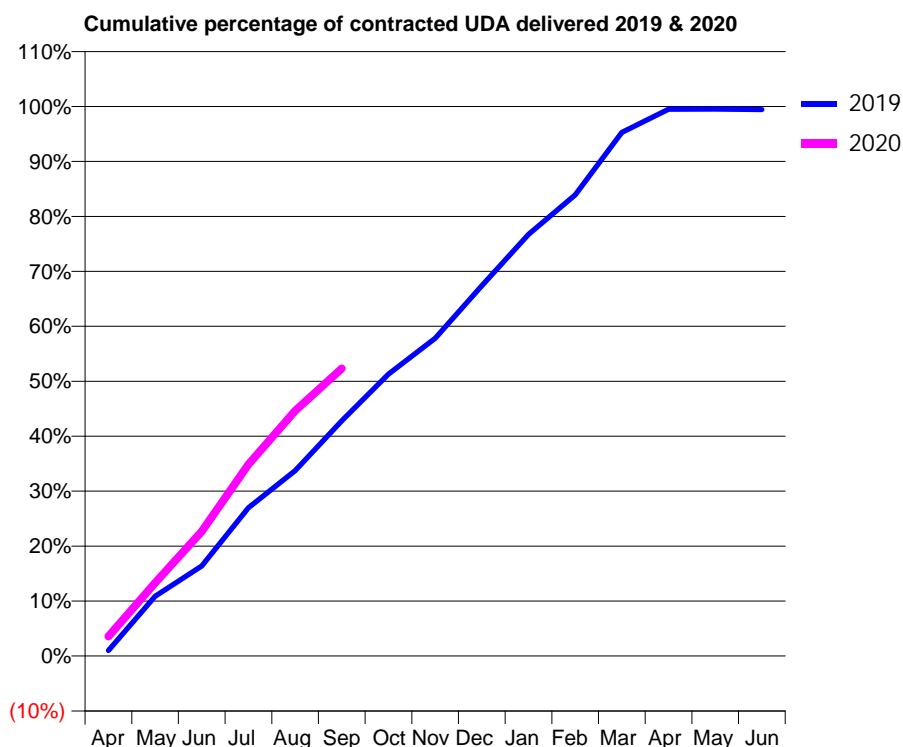
19/20 Contracted general activity (UDA)	12,412
Carry forward general activity (UDA)	70
19/20 Contracted orthodontic activity (UOA)	280
Carry forward orthodontic activity (UOA)	-1
Baseline contract value	£371,826.28

ACCESS*

Patients seen in 24 months	Total	Change since previous quarter
Quarter ending September 2018	3,749	
Quarter ending December 2018	3,822	→
Quarter ending March 2019	3,913	↑
Quarter ending June 2019	3,972	→
Quarter ending September 2019	4,003	→
Variance since September 2018	6.8%	↑



ACTIVITY



Month	Adjusted Scheduled Activity (UDA)	
	2019	2020
April	126	445
May	1,351	1,656
June	2,034	2,816
July	3,349	4,330
August	4,189	5,540
September	5,311	6,494
October	6,370	
November	7,175	
December	8,362	
January	9,522	
February	10,418	
March	11,827	
April	12,349	
May	12,353	
June	12,341	

QUALITY

	Quantity	Base Number	Contract	AT	Region	England
% of FP17s for the same patient ID Re-attending within 3 months - Children	55	573	9.6%	9.6%	11.3%	11.5%
% of FP17s for the same patient ID Re-attending within 3 months - Adults	432	2,415	17.9%	12.9%	14.7%	15.4%
% of FP17s for the same patient ID Re-attending between 3 & 9 months - Children	294	573	51.3%	61.1%	60.8%	59.7%
% of FP17s for the same patient ID Re-attending between 3 & 9 months - Adults	1,231	2,415	51.0%	55.2%	52.8%	51.7%
% of FP17s for Band 1 Urgent Courses	307	2,750	11.2%	7.6%	8.2%	9.2%
% of FP17s Relating to Free Repair or Replacements	27	2,750	1.0%	0.8%	0.7%	0.7%
% of FP17s Relating to Continuations	12	2,750	0.4%	0.8%	0.8%	0.8%
% of Patients satisfied with the dentistry they have received	2	2	N/A	93.1%	93.2%	93.5%
% of Patients satisfied with the time they had to wait for an appointment	2	2	N/A	89.9%	88.5%	87.4%

* This is based on patients treated on this contract for their most recent course of treatment. Figures in italics indicate the base number of FP17s or Patient Questionnaire responses are less than 100. N/A is shown where the base number of responses is less than 10 during the period. % is calculated as Quantity/Base number*100

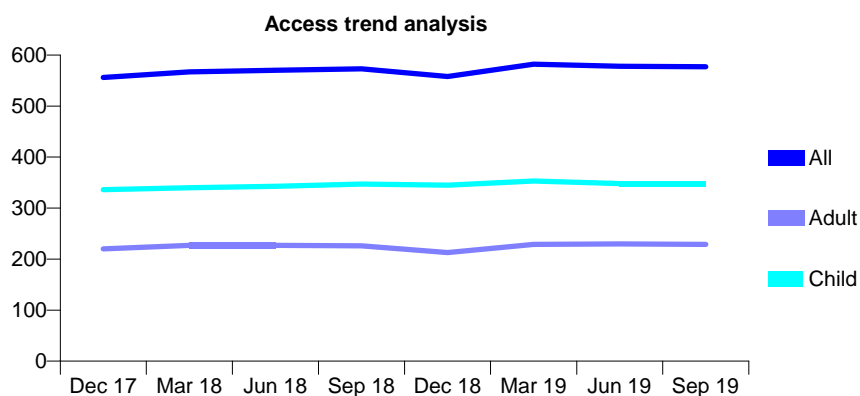
Q60 - Vital Signs At a Glance Contract Report for 208698/0001 - September 2019

Name or company name	Chris Bird Dental Care Limited
Contract type name	GDS Contract
Purpose of contract	General
Contract start date	01/04/2006
Contract end date	

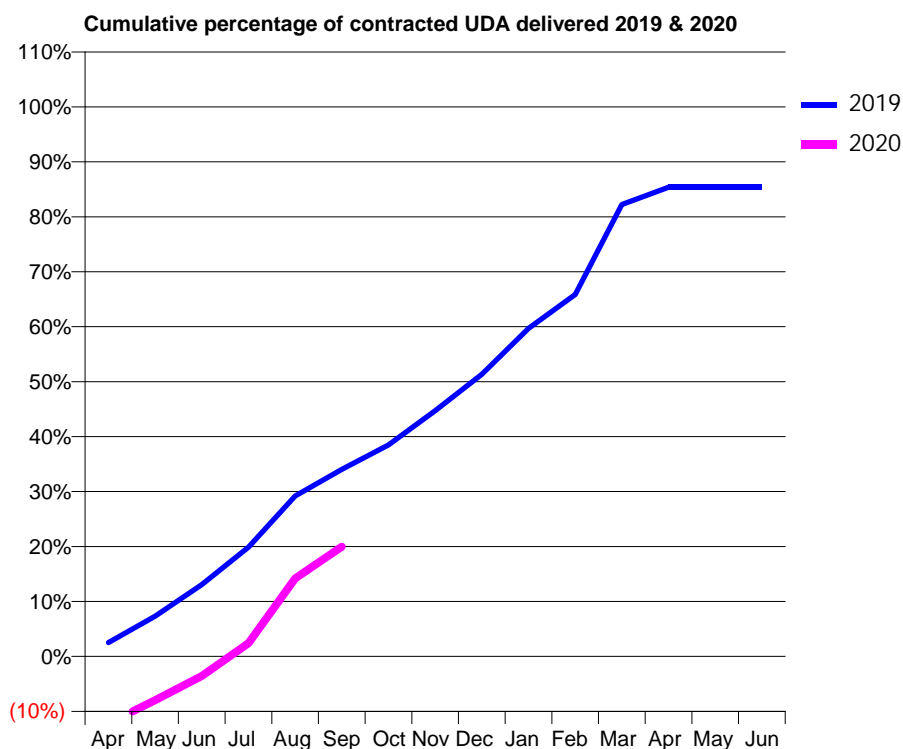
19/20 Contracted general activity (UDA)	2,000
Carry forward general activity (UDA)	292
19/20 Contracted orthodontic activity (UOA)	0
Carry forward orthodontic activity (UOA)	0
Baseline contract value	£46,252.83

ACCESS*

Patients seen in 24 months	Total	Change since previous quarter
Quarter ending September 2018	573	
Quarter ending December 2018	558	↓
Quarter ending March 2019	582	↑
Quarter ending June 2019	578	→
Quarter ending September 2019	577	→
Variance since September 2018	0.7%	→



ACTIVITY



Month	2019	2020
April	50	-244
May	147	-159
June	261	-71
July	398	48
August	584	284
September	681	399
October	769	
November	894	
December	1,027	
January	1,194	
February	1,317	
March	1,644	
April	1,707	
May	1,707	
June	1,707	

QUALITY

	Quantity	Base Number	Contract	AT	Region	England
% of FP17s for the same patient ID Re-attending within 3 months - Children	13	262	5.0%	9.6%	11.3%	11.5%
% of FP17s for the same patient ID Re-attending within 3 months - Adults	27	155	17.4%	12.9%	14.7%	15.4%
% of FP17s for the same patient ID Re-attending between 3 & 9 months - Children	170	262	64.9%	61.1%	60.8%	59.7%
% of FP17s for the same patient ID Re-attending between 3 & 9 months - Adults	88	155	56.8%	55.2%	52.8%	51.7%
% of FP17s for Band 1 Urgent Courses	27	391	6.9%	7.6%	8.2%	9.2%
% of FP17s Relating to Free Repair or Replacements	3	391	0.8%	0.8%	0.7%	0.7%
% of FP17s Relating to Continuations	0	391	0.0%	0.8%	0.8%	0.8%
% of Patients satisfied with the dentistry they have received	0	0	N/A	93.1%	93.2%	93.5%
% of Patients satisfied with the time they had to wait for an appointment	0	0	N/A	89.9%	88.5%	87.4%

* This is based on patients treated on this contract for their most recent course of treatment. Figures in italics indicate the base number of FP17s or Patient Questionnaire responses are less than 100. N/A is shown where the base number of responses is less than 10 during the period. % is calculated as Quantity/Base number*100

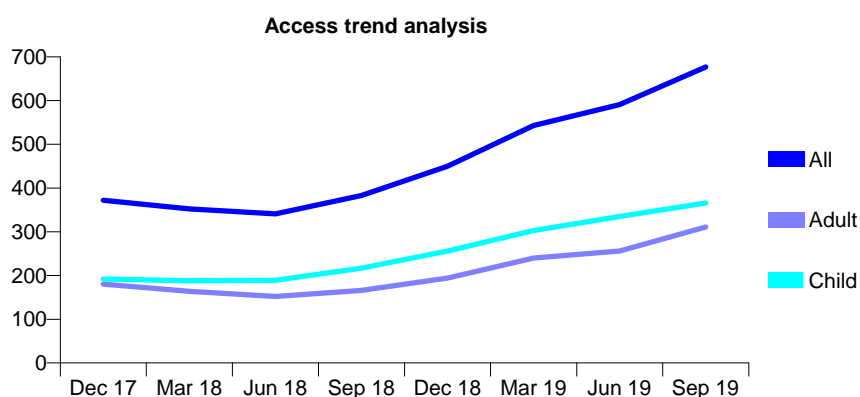
Q60 - Vital Signs At a Glance Contract Report for 209554/0001 - September 2019

Name or company name	Rajdeep Koner
Contract type name	GDS Contract
Purpose of contract	General
Contract start date	01/04/2006
Contract end date	

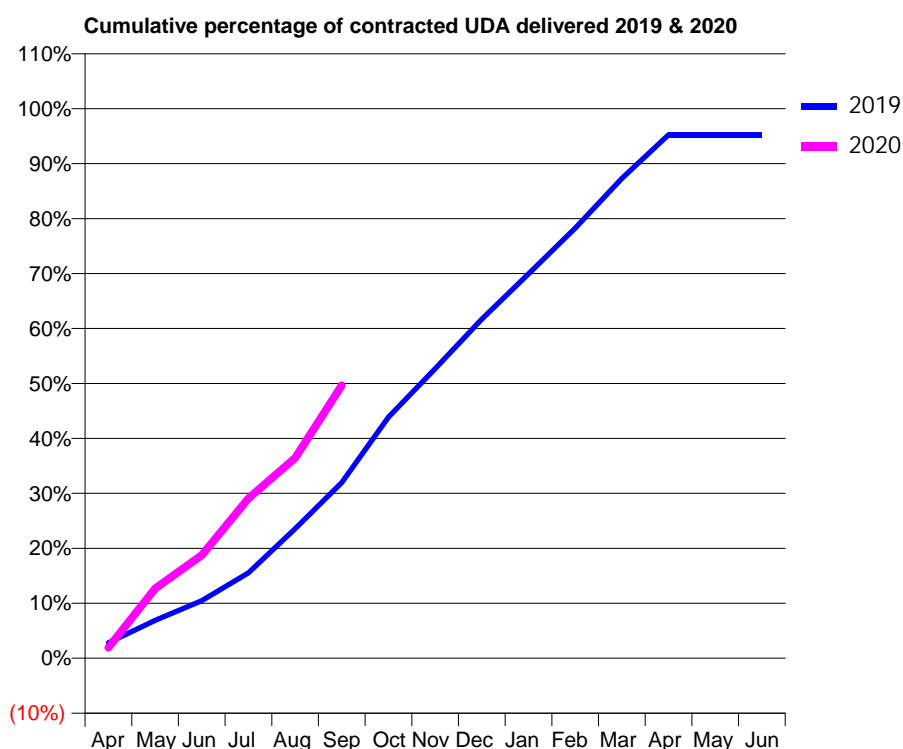
19/20 Contracted general activity (UDA)	3,136
Carry forward general activity (UDA)	0
19/20 Contracted orthodontic activity (UOA)	0
Carry forward orthodontic activity (UOA)	0
Baseline contract value	£76,845.77

ACCESS*

Patients seen in 24 months	Total	Change since previous quarter
Quarter ending September 2018	383	
Quarter ending December 2018	450	↑
Quarter ending March 2019	543	↑
Quarter ending June 2019	591	↑
Quarter ending September 2019	677	↑
Variance since September 2018	76.8%	↑



ACTIVITY



Month	2019	2020
April	89	61
May	217	398
June	328	588
July	487	912
August	739	1,144
September	1,003	1,557
October	1,375	
November	1,653	
December	1,935	
January	2,193	
February	2,455	
March	2,738	
April	2,987	
May	2,987	
June	2,987	

QUALITY

	Quantity	Base Number	Contract	AT	Region	England
% of FP17s for the same patient ID Re-attending within 3 months - Children	16	262	6.1%	9.6%	11.3%	11.5%
% of FP17s for the same patient ID Re-attending within 3 months - Adults	26	228	11.4%	12.9%	14.7%	15.4%
% of FP17s for the same patient ID Re-attending between 3 & 9 months - Children	116	262	44.3%	61.1%	60.8%	59.7%
% of FP17s for the same patient ID Re-attending between 3 & 9 months - Adults	86	228	37.7%	55.2%	52.8%	51.7%
% of FP17s for Band 1 Urgent Courses	19	438	4.3%	7.6%	8.2%	9.2%
% of FP17s Relating to Free Repair or Replacements	1	438	0.2%	0.8%	0.7%	0.7%
% of FP17s Relating to Continuations	1	438	0.2%	0.8%	0.8%	0.8%
% of Patients satisfied with the dentistry they have received	1	1	N/A	93.1%	93.2%	93.5%
% of Patients satisfied with the time they had to wait for an appointment	1	1	N/A	89.9%	88.5%	87.4%

* This is based on patients treated on this contract for their most recent course of treatment.

Figures in italics indicate the base number of FP17s or Patient Questionnaire responses are less than 100. N/A is shown where the base number of responses is less than 10 during the period. % is calculated as Quantity/Base number*100

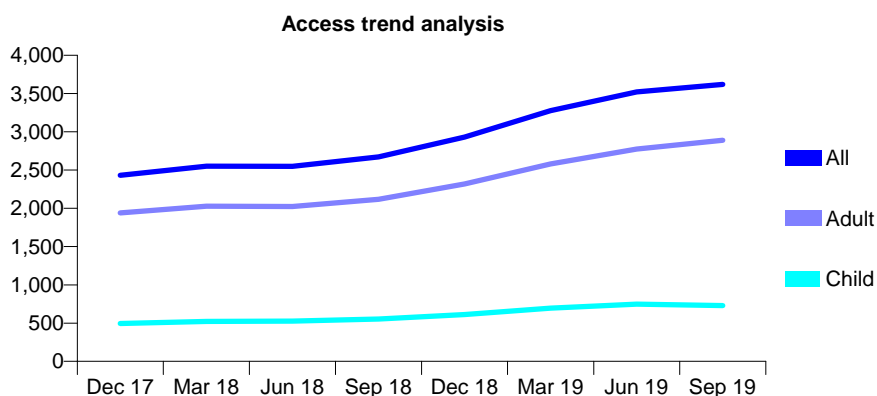
Q60 - Vital Signs At a Glance Contract Report for 215708/0001 - September 2019

Name or company name	Asquith House Dental Practice Partnership
Contract type name	GDS Contract
Purpose of contract	General and Orthodontic
Contract start date	01/04/2006
Contract end date	

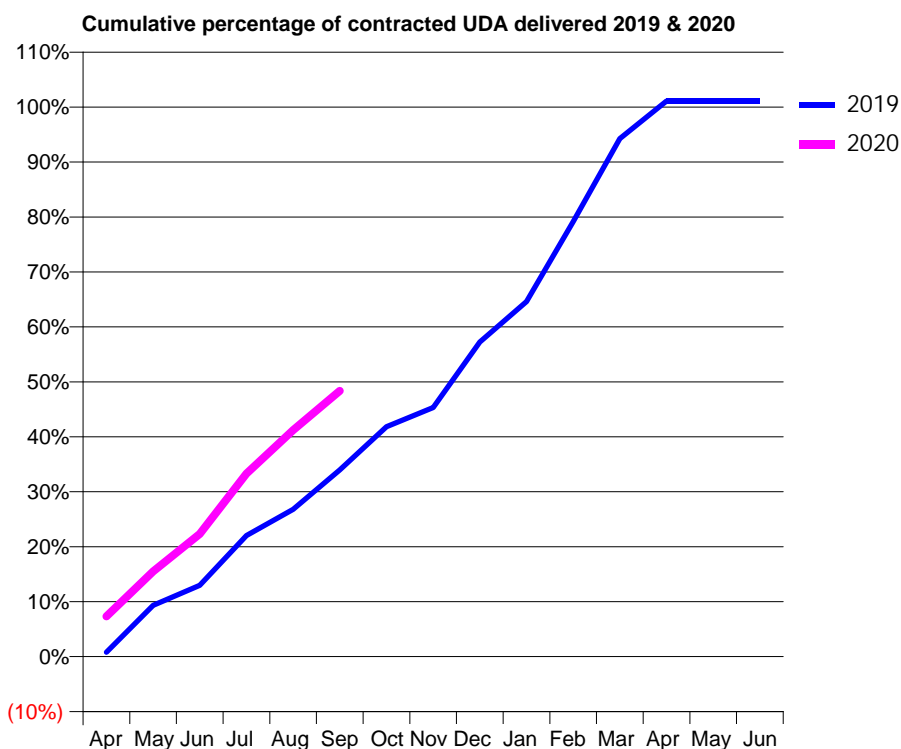
19/20 Contracted general activity (UDA)	10,628
Carry forward general activity (UDA)	-116
19/20 Contracted orthodontic activity (UOA)	575
Carry forward orthodontic activity (UOA)	0
Baseline contract value	£340,727.48

ACCESS*

Patients seen in 24 months	Total	Change since previous quarter
Quarter ending September 2018	2,672	
Quarter ending December 2018	2,931	↑
Quarter ending March 2019	3,276	↑
Quarter ending June 2019	3,521	↑
Quarter ending September 2019	3,619	↑
Variance since September 2018	35.4%	↑



ACTIVITY



Month	Adjusted Scheduled Activity (UDA)	
	2019	2020
April	87	777
May	991	1,649
June	1,378	2,370
July	2,341	3,539
August	2,848	4,380
September	3,609	5,140
October	4,446	
November	4,819	
December	6,082	
January	6,867	
February	8,415	
March	10,015	
April	10,745	
May	10,745	
June	10,744	

QUALITY

	Quantity	Base Number	Contract	AT	Region	England
% of FP17s for the same patient ID Re-attending within 3 months - Children	30	493	6.1%	9.6%	11.3%	11.5%
% of FP17s for the same patient ID Re-attending within 3 months - Adults	123	2,018	6.1%	12.9%	14.7%	15.4%
% of FP17s for the same patient ID Re-attending between 3 & 9 months - Children	225	493	45.6%	61.1%	60.8%	59.7%
% of FP17s for the same patient ID Re-attending between 3 & 9 months - Adults	1,021	2,018	50.6%	55.2%	52.8%	51.7%
% of FP17s for Band 1 Urgent Courses	114	2,297	5.0%	7.6%	8.2%	9.2%
% of FP17s Relating to Free Repair or Replacements	14	2,297	0.6%	0.8%	0.7%	0.7%
% of FP17s Relating to Continuations	17	2,297	0.7%	0.8%	0.8%	0.8%
% of Patients satisfied with the dentistry they have received	4	4	N/A	93.1%	93.2%	93.5%
% of Patients satisfied with the time they had to wait for an appointment	4	4	N/A	89.9%	88.5%	87.4%

* This is based on patients treated on this contract for their most recent course of treatment. Figures in italics indicate the base number of FP17s or Patient Questionnaire responses are less than 100. N/A is shown where the base number of responses is less than 10 during the period. % is calculated as Quantity/Base number*100

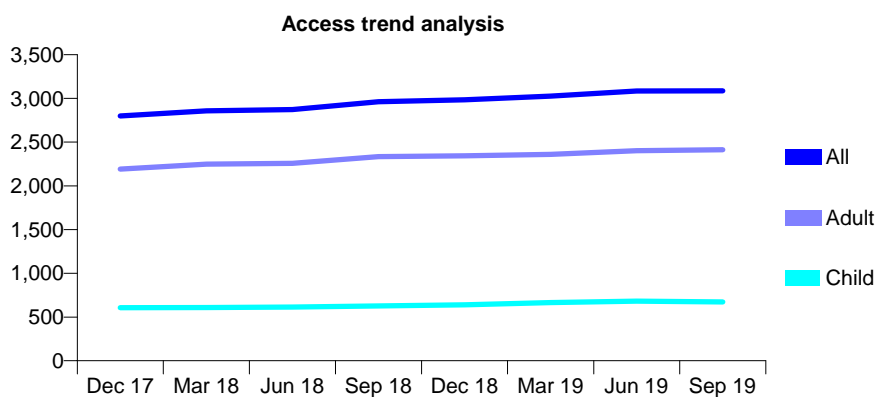
Q60 - Vital Signs At a Glance Contract Report for 216070/0001 - September 2019

Name or company name	MR B PATEL
Contract type name	GDS Contract
Purpose of contract	General
Contract start date	21/12/2011
Contract end date	

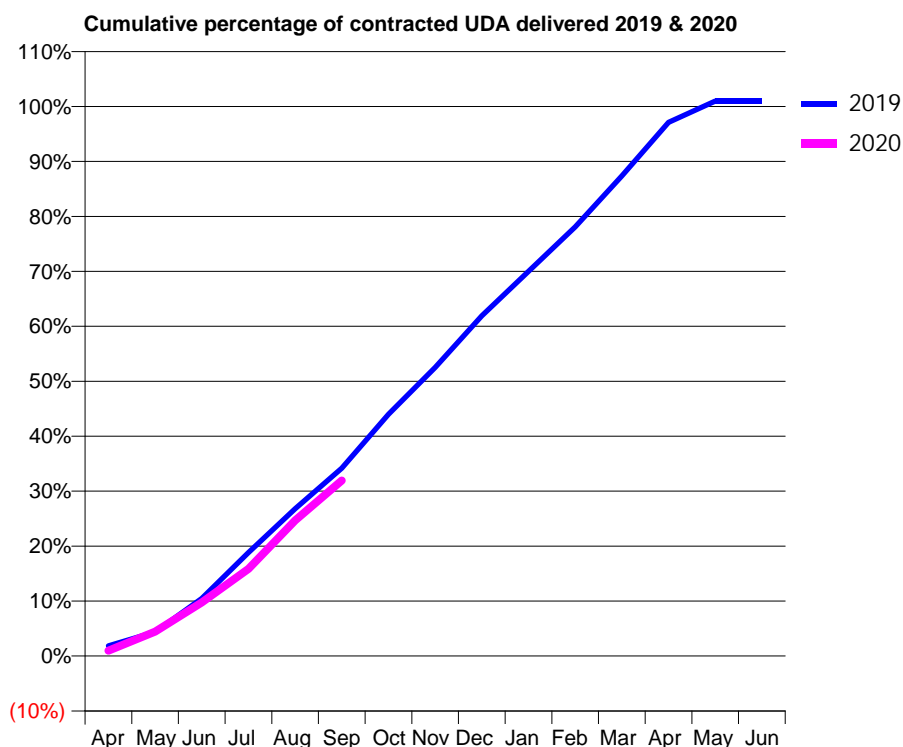
19/20 Contracted general activity (UDA)	6,987
Carry forward general activity (UDA)	-68
19/20 Contracted orthodontic activity (UOA)	0
Carry forward orthodontic activity (UOA)	0
Baseline contract value	£164,112.96

ACCESS*

Patients seen in 24 months	Total	Change since previous quarter
Quarter ending September 2018	2,962	
Quarter ending December 2018	2,984	→
Quarter ending March 2019	3,026	→
Quarter ending June 2019	3,085	→
Quarter ending September 2019	3,086	→
Variance since September 2018	4.2%	↑



ACTIVITY



Month	Adjusted Scheduled Activity (UDA)	
	2019	2020
April	130	68
May	306	311
June	731	682
July	1,314	1,108
August	1,873	1,726
September	2,389	2,233
October	3,073	
November	3,671	
December	4,324	
January	4,891	
February	5,457	
March	6,103	
April	6,785	
May	7,055	
June	7,055	

QUALITY

	Quantity	Base Number	Contract	AT	Region	England
% of FP17s for the same patient ID Re-attending within 3 months - Children	19	481	4.0%	9.6%	11.3%	11.5%
% of FP17s for the same patient ID Re-attending within 3 months - Adults	177	1,861	9.5%	12.9%	14.7%	15.4%
% of FP17s for the same patient ID Re-attending between 3 & 9 months - Children	317	481	65.9%	61.1%	60.8%	59.7%
% of FP17s for the same patient ID Re-attending between 3 & 9 months - Adults	1,224	1,861	65.8%	55.2%	52.8%	51.7%
% of FP17s for Band 1 Urgent Courses	63	1,397	4.5%	7.6%	8.2%	9.2%
% of FP17s Relating to Free Repair or Replacements	5	1,397	0.4%	0.8%	0.7%	0.7%
% of FP17s Relating to Continuations	1	1,397	0.1%	0.8%	0.8%	0.8%
% of Patients satisfied with the dentistry they have received	3	4	N/A	93.1%	93.2%	93.5%
% of Patients satisfied with the time they had to wait for an appointment	3	4	N/A	89.9%	88.5%	87.4%

* This is based on patients treated on this contract for their most recent course of treatment. Figures in italics indicate the base number of FP17s or Patient Questionnaire responses are less than 100. N/A is shown where the base number of responses is less than 10 during the period. % is calculated as Quantity/Base number*100

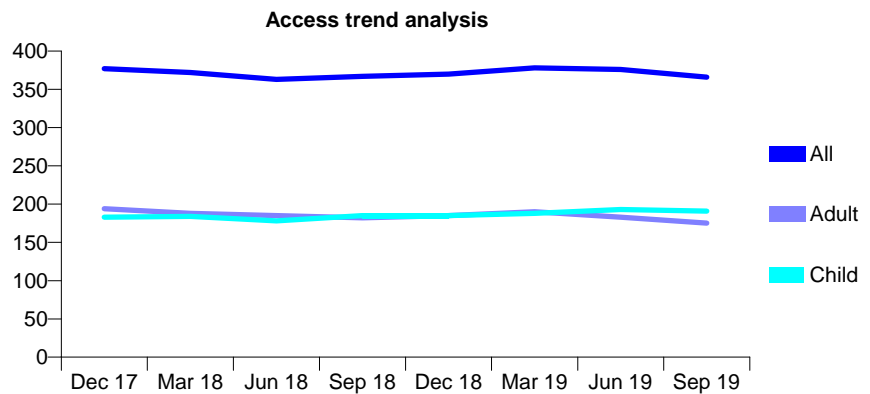
Q60 - Vital Signs At a Glance Contract Report for 224081/0001 - September 2019

Name or company name	MR GA EVANS
Contract type name	GDS Contract
Purpose of contract	General
Contract start date	01/04/2006
Contract end date	

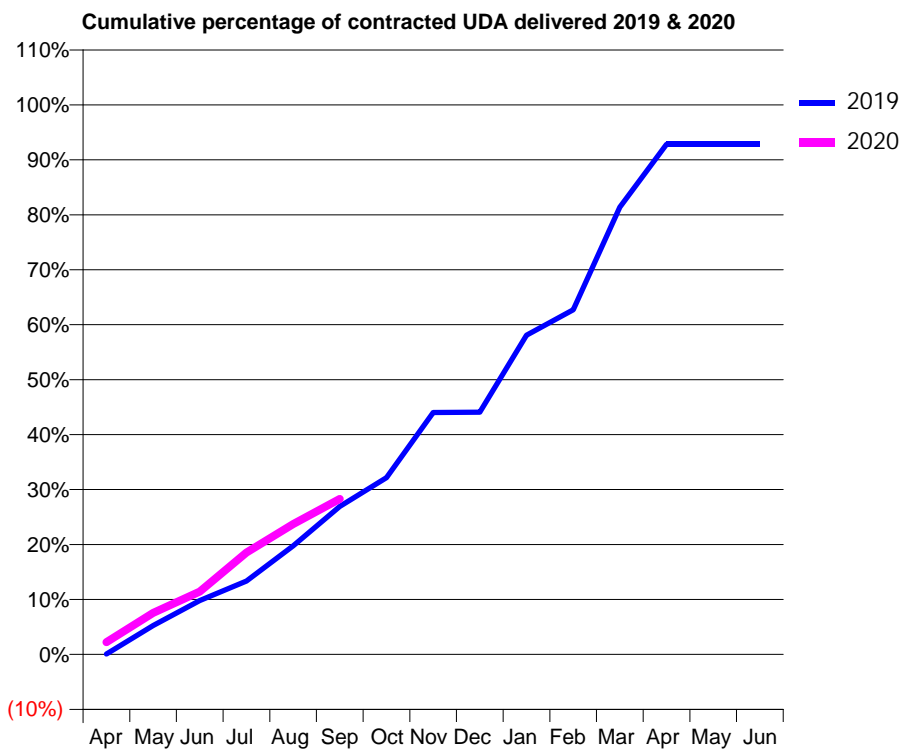
19/20 Contracted general activity (UDA)	1,300
Carry forward general activity (UDA)	0
19/20 Contracted orthodontic activity (UOA)	0
Carry forward orthodontic activity (UOA)	0
Baseline contract value	£30,040.75

ACCESS*

Patients seen in 24 months	Total	Change since previous quarter
Quarter ending September 2018	367	
Quarter ending December 2018	370	→
Quarter ending March 2019	378	↑
Quarter ending June 2019	376	→
Quarter ending September 2019	366	↓
Variance since September 2018	(0.3%)	→



ACTIVITY



Month	2019	2020
April	1	29
May	68	98
June	128	149
July	174	241
August	257	308
September	350	368
October	418	
November	572	
December	573	
January	755	
February	815	
March	1,058	
April	1,207	
May	1,207	
June	1,207	

QUALITY

	Quantity	Base Number	Contract	AT	Region	England
% of FP17s for the same patient ID Re-attending within 3 months - Children	11	140	7.9%	9.6%	11.3%	11.5%
% of FP17s for the same patient ID Re-attending within 3 months - Adults	11	109	10.1%	12.9%	14.7%	15.4%
% of FP17s for the same patient ID Re-attending between 3 & 9 months - Children	97	140	69.3%	61.1%	60.8%	59.7%
% of FP17s for the same patient ID Re-attending between 3 & 9 months - Adults	72	109	66.1%	55.2%	52.8%	51.7%
% of FP17s for Band 1 Urgent Courses	9	217	4.1%	7.6%	8.2%	9.2%
% of FP17s Relating to Free Repair or Replacements	0	217	0.0%	0.8%	0.7%	0.7%
% of FP17s Relating to Continuations	1	217	0.5%	0.8%	0.8%	0.8%
% of Patients satisfied with the dentistry they have received	0	0	N/A	93.1%	93.2%	93.5%
% of Patients satisfied with the time they had to wait for an appointment	0	0	N/A	89.9%	88.5%	87.4%

* This is based on patients treated on this contract for their most recent course of treatment. Figures in italics indicate the base number of FP17s or Patient Questionnaire responses are less than 100. N/A is shown where the base number of responses is less than 10 during the period. % is calculated as Quantity/Base number*100

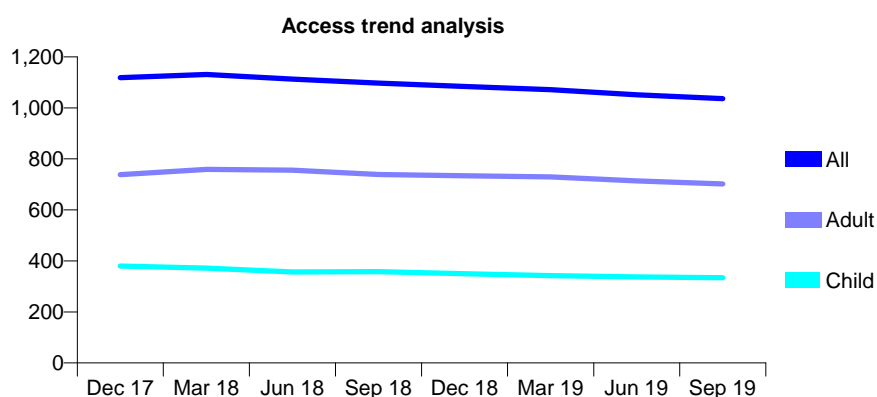
Q60 - Vital Signs At a Glance Contract Report for 230081/0001 - September 2019

Name or company name	MR P CASWELL
Contract type name	GDS Contract
Purpose of contract	General and Orthodontic
Contract start date	01/04/2006
Contract end date	

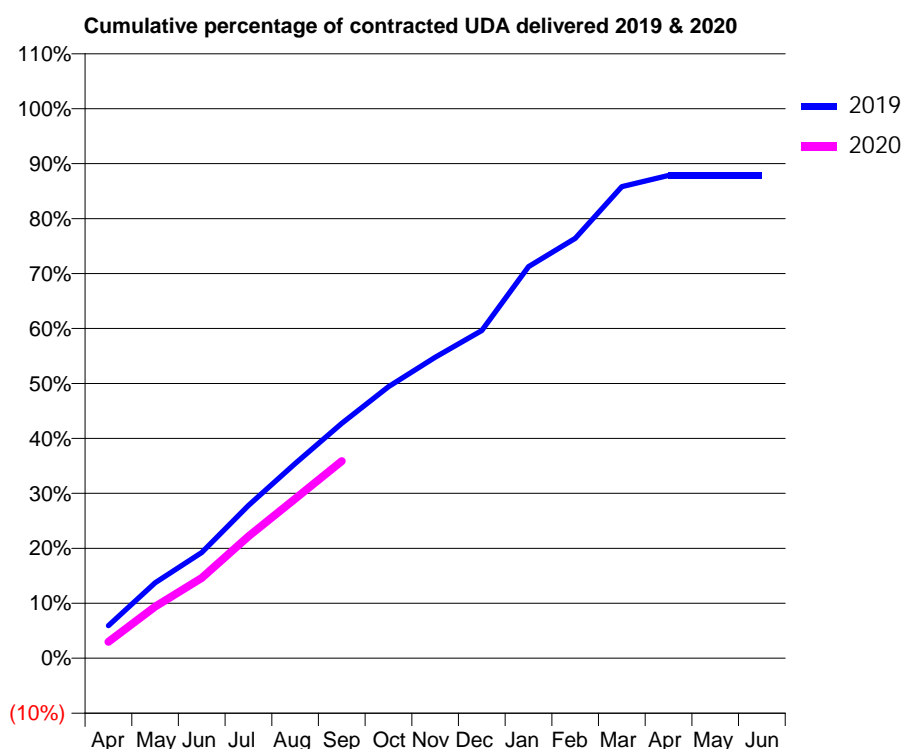
19/20 Contracted general activity (UDA)	2,900
Carry forward general activity (UDA)	0
19/20 Contracted orthodontic activity (UOA)	0
Carry forward orthodontic activity (UOA)	0
Baseline contract value	£81,512.31

ACCESS*

Patients seen in 24 months	Total	Change since previous quarter
Quarter ending September 2018	1,097	
Quarter ending December 2018	1,084	↓
Quarter ending March 2019	1,071	↓
Quarter ending June 2019	1,051	↓
Quarter ending September 2019	1,036	↓
Variance since September 2018	(5.6%)	↓



ACTIVITY



Month	2019	2020
April	172	87
May	398	272
June	558	423
July	806	644
August	1,027	842
September	1,239	1,040
October	1,432	
November	1,588	
December	1,729	
January	2,066	
February	2,216	
March	2,489	
April	2,547	
May	2,547	
June	2,547	

QUALITY

	Quantity	Base Number	Contract	AT	Region	England
% of FP17s for the same patient ID Re-attending within 3 months - Children	9	250	3.6%	9.6%	11.3%	11.5%
% of FP17s for the same patient ID Re-attending within 3 months - Adults	27	414	6.5%	12.9%	14.7%	15.4%
% of FP17s for the same patient ID Re-attending between 3 & 9 months - Children	147	250	58.8%	61.1%	60.8%	59.7%
% of FP17s for the same patient ID Re-attending between 3 & 9 months - Adults	232	414	56.0%	55.2%	52.8%	51.7%
% of FP17s for Band 1 Urgent Courses	8	630	1.3%	7.6%	8.2%	9.2%
% of FP17s Relating to Free Repair or Replacements	0	630	0.0%	0.8%	0.7%	0.7%
% of FP17s Relating to Continuations	10	630	1.6%	0.8%	0.8%	0.8%
% of Patients satisfied with the dentistry they have received	0	0	N/A	93.1%	93.2%	93.5%
% of Patients satisfied with the time they had to wait for an appointment	0	0	N/A	89.9%	88.5%	87.4%

* This is based on patients treated on this contract for their most recent course of treatment.

Figures in italics indicate the base number of FP17s or Patient Questionnaire responses are less than 100. N/A is shown where the base number of responses is less than 10 during the period. % is calculated as Quantity/Base number*100

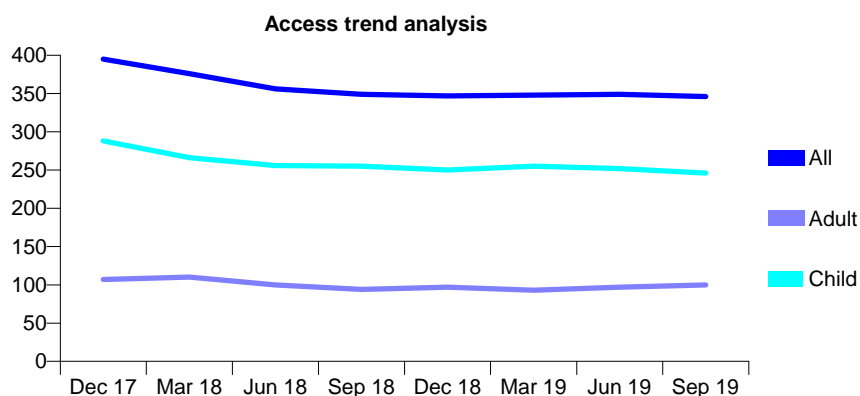
Q60 - Vital Signs At a Glance Contract Report for 232513/0001 - September 2019

Name or company name	MR AF SINGLETON
Contract type name	GDS Contract
Purpose of contract	General
Contract start date	01/04/2006
Contract end date	

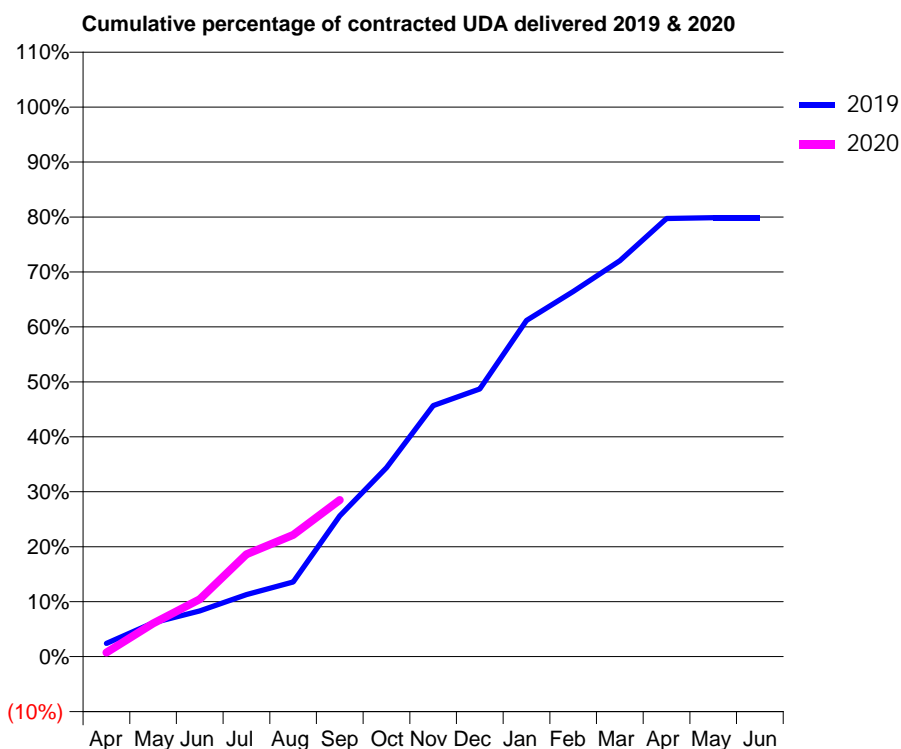
19/20 Contracted general activity (UDA)	665
Carry forward general activity (UDA)	0
19/20 Contracted orthodontic activity (UOA)	0
Carry forward orthodontic activity (UOA)	0
Baseline contract value	£16,110.59

ACCESS*

Patients seen in 24 months	Total	Change since previous quarter
Quarter ending September 2018	349	
Quarter ending December 2018	347	→
Quarter ending March 2019	348	→
Quarter ending June 2019	349	→
Quarter ending September 2019	346	→
Variance since September 2018	(0.9%)	→



ACTIVITY



Month	Adjusted Scheduled Activity (UDA)	
	2019	2020
April	16	5
May	41	40
June	55	69
July	75	124
August	90	147
September	170	190
October	229	
November	304	
December	324	
January	407	
February	442	
March	479	
April	530	
May	531	
June	531	

QUALITY

	Quantity	Base Number	Contract	AT	Region	England
% of FP17s for the same patient ID Re-attending within 3 months - Children	9	138	6.5%	9.6%	11.3%	11.5%
% of FP17s for the same patient ID Re-attending within 3 months - Adults	2	34	5.9%	12.9%	14.7%	15.4%
% of FP17s for the same patient ID Re-attending between 3 & 9 months - Children	64	138	46.4%	61.1%	60.8%	59.7%
% of FP17s for the same patient ID Re-attending between 3 & 9 months - Adults	14	34	41.2%	55.2%	52.8%	51.7%
% of FP17s for Band 1 Urgent Courses	8	138	5.8%	7.6%	8.2%	9.2%
% of FP17s Relating to Free Repair or Replacements	0	138	0.0%	0.8%	0.7%	0.7%
% of FP17s Relating to Continuations	1	138	0.7%	0.8%	0.8%	0.8%
% of Patients satisfied with the dentistry they have received	0	0	N/A	93.1%	93.2%	93.5%
% of Patients satisfied with the time they had to wait for an appointment	0	0	N/A	89.9%	88.5%	87.4%

* This is based on patients treated on this contract for their most recent course of treatment. Figures in italics indicate the base number of FP17s or Patient Questionnaire responses are less than 100. N/A is shown where the base number of responses is less than 10 during the period. % is calculated as Quantity/Base number*100

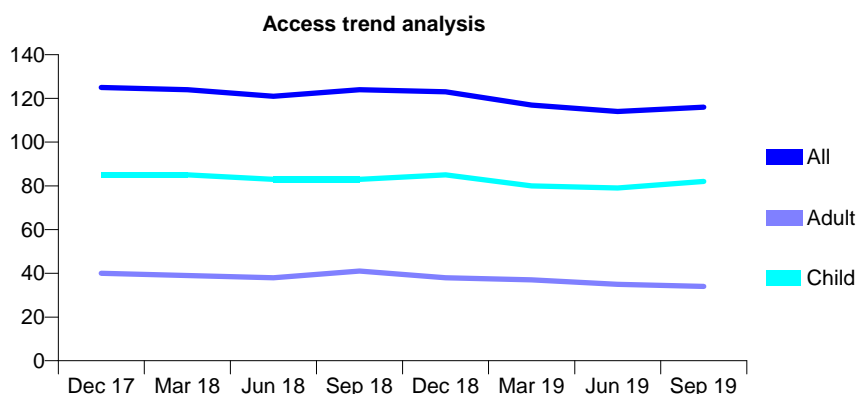
Q60 - Vital Signs At a Glance Contract Report for 237841/0001 - September 2019

Name or company name	MR NJ HAMMOND
Contract type name	GDS Contract
Purpose of contract	General
Contract start date	01/04/2006
Contract end date	

19/20 Contracted general activity (UDA)	350
Carry forward general activity (UDA)	0
19/20 Contracted orthodontic activity (UOA)	0
Carry forward orthodontic activity (UOA)	0
Baseline contract value	£7,985.52

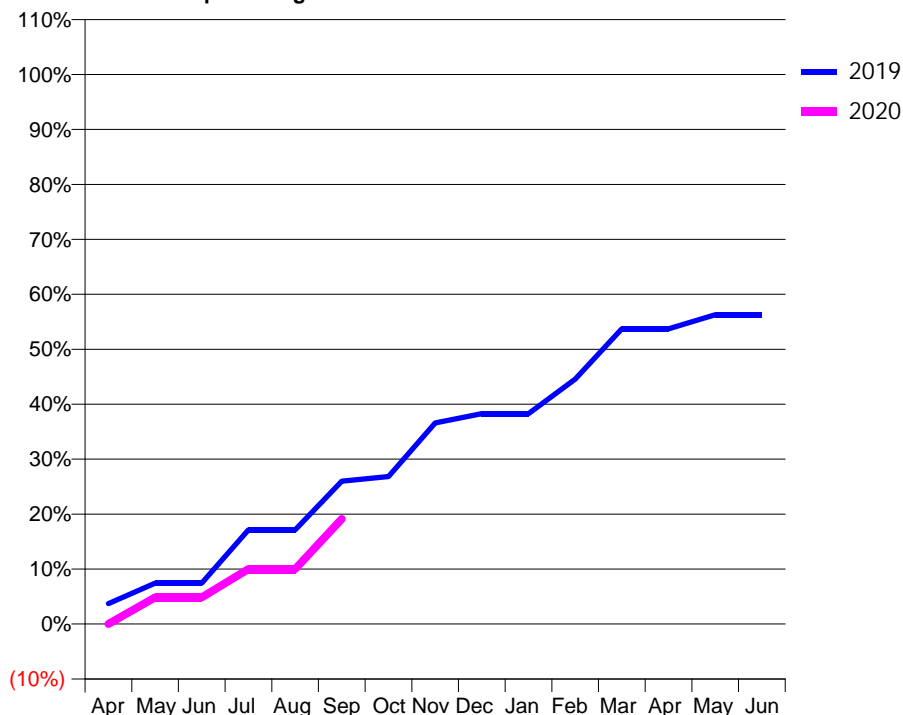
ACCESS*

Patients seen in 24 months	Total	Change since previous quarter
Quarter ending September 2018	124	
Quarter ending December 2018	123	→
Quarter ending March 2019	117	↓
Quarter ending June 2019	114	↓
Quarter ending September 2019	116	→
Variance since September 2018	(6.5%)	↓



ACTIVITY

Cumulative percentage of contracted UDA delivered 2019 & 2020



Month	Adjusted Scheduled Activity (UDA)	
	2019	2020
April	13	0
May	26	17
June	26	17
July	60	35
August	60	35
September	91	67
October	94	
November	128	
December	134	
January	134	
February	156	
March	188	
April	188	
May	197	
June	197	

QUALITY

	Quantity	Base Number	Contract	AT	Region	England
% of FP17s for the same patient ID Re-attending within 3 months - Children	3	53	5.7%	9.6%	11.3%	11.5%
% of FP17s for the same patient ID Re-attending within 3 months - Adults	4	23	17.4%	12.9%	14.7%	15.4%
% of FP17s for the same patient ID Re-attending between 3 & 9 months - Children	33	53	62.3%	61.1%	60.8%	59.7%
% of FP17s for the same patient ID Re-attending between 3 & 9 months - Adults	14	23	60.9%	55.2%	52.8%	51.7%
% of FP17s for Band 1 Urgent Courses	0	68	0.0%	7.6%	8.2%	9.2%
% of FP17s Relating to Free Repair or Replacements	0	68	0.0%	0.8%	0.7%	0.7%
% of FP17s Relating to Continuations	0	68	0.0%	0.8%	0.8%	0.8%
% of Patients satisfied with the dentistry they have received	0	0	N/A	93.1%	93.2%	93.5%
% of Patients satisfied with the time they had to wait for an appointment	0	0	N/A	89.9%	88.5%	87.4%

* This is based on patients treated on this contract for their most recent course of treatment. Figures in italics indicate the base number of FP17s or Patient Questionnaire responses are less than 100. N/A is shown where the base number of responses is less than 10 during the period. % is calculated as Quantity/Base number*100

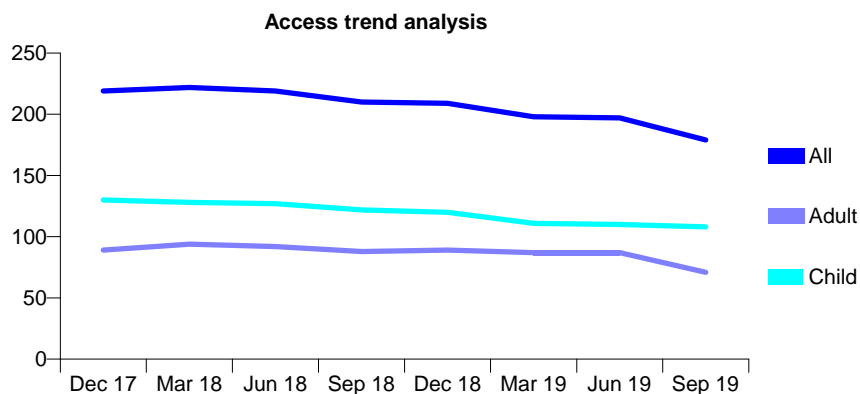
Q60 - Vital Signs At a Glance Contract Report for 238120/0001 - September 2019

Name or company name	DR AS SADHRA
Contract type name	GDS Contract
Purpose of contract	General and Orthodontic
Contract start date	01/04/2006
Contract end date	

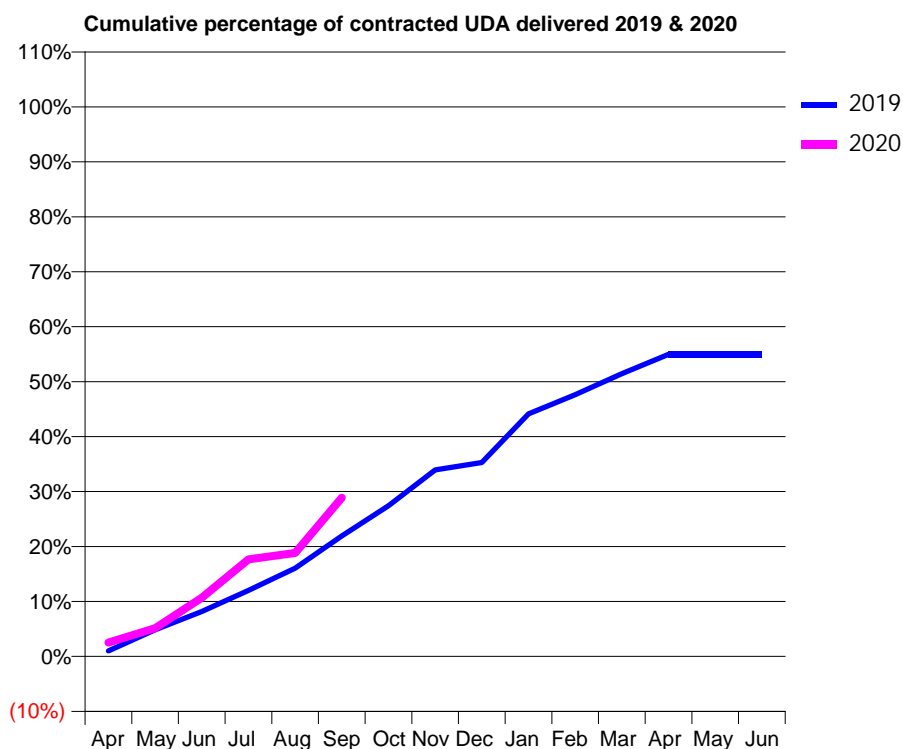
19/20 Contracted general activity (UDA)	600
Carry forward general activity (UDA)	0
19/20 Contracted orthodontic activity (UOA)	378
Carry forward orthodontic activity (UOA)	-7
Baseline contract value	£33,516.05

ACCESS*

Patients seen in 24 months	Total	Change since previous quarter
Quarter ending September 2018	210	
Quarter ending December 2018	209	→
Quarter ending March 2019	198	↓
Quarter ending June 2019	197	→
Quarter ending September 2019	179	↓
Variance since September 2018	(14.8%)	↓



ACTIVITY



Month	Adjusted Scheduled Activity (UDA)	
	2019	2020
April	6	15
May	29	31
June	49	64
July	72	106
August	96	113
September	132	173
October	165	
November	204	
December	212	
January	265	
February	286	
March	309	
April	330	
May	330	
June	330	

QUALITY

	Quantity	Base Number	Contract	AT	Region	England
% of FP17s for the same patient ID Re-attending within 3 months - Children	9	114	7.9%	9.6%	11.3%	11.5%
% of FP17s for the same patient ID Re-attending within 3 months - Adults	3	31	9.7%	12.9%	14.7%	15.4%
% of FP17s for the same patient ID Re-attending between 3 & 9 months - Children	49	114	43.0%	61.1%	60.8%	59.7%
% of FP17s for the same patient ID Re-attending between 3 & 9 months - Adults	16	31	51.6%	55.2%	52.8%	51.7%
% of FP17s for Band 1 Urgent Courses	1	102	1.0%	7.6%	8.2%	9.2%
% of FP17s Relating to Free Repair or Replacements	0	102	0.0%	0.8%	0.7%	0.7%
% of FP17s Relating to Continuations	0	102	0.0%	0.8%	0.8%	0.8%
% of Patients satisfied with the dentistry they have received	0	0	N/A	93.1%	93.2%	93.5%
% of Patients satisfied with the time they had to wait for an appointment	0	0	N/A	89.9%	88.5%	87.4%

* This is based on patients treated on this contract for their most recent course of treatment. Figures in italics indicate the base number of FP17s or Patient Questionnaire responses are less than 100. N/A is shown where the base number of responses is less than 10 during the period. % is calculated as Quantity/Base number*100

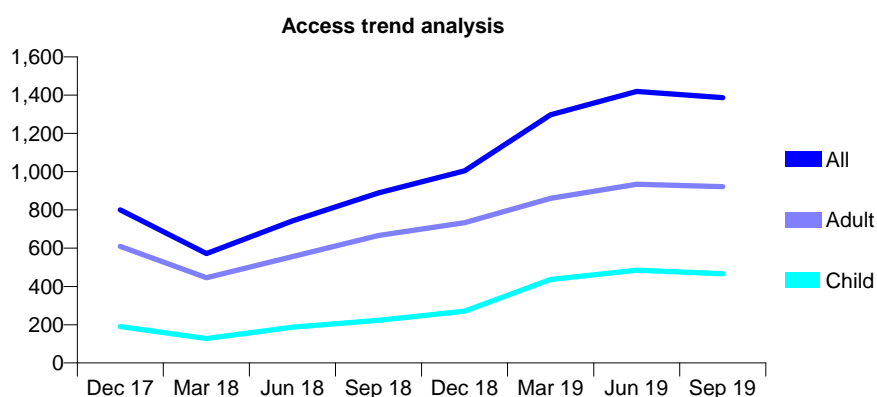
Q60 - Vital Signs At a Glance Contract Report for 245429/0001 - September 2019

Name or company name	Stapenhill Dental Care
Contract type name	GDS Contract
Purpose of contract	General
Contract start date	01/11/2007
Contract end date	

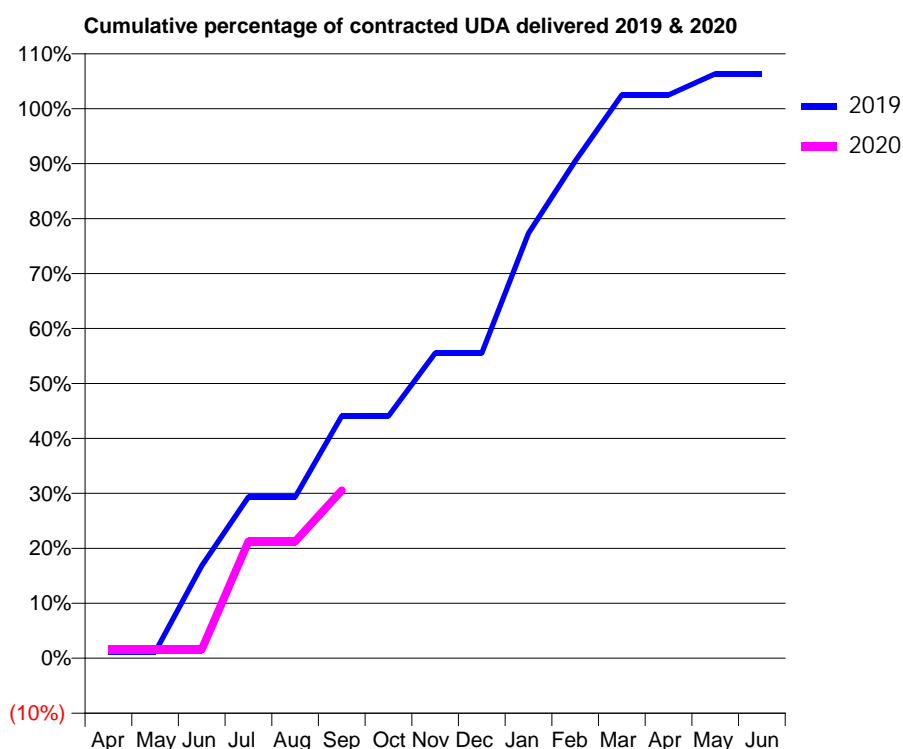
19/20 Contracted general activity (UDA)	3,776
Carry forward general activity (UDA)	-60
19/20 Contracted orthodontic activity (UOA)	0
Carry forward orthodontic activity (UOA)	0
Baseline contract value	£102,871.15

ACCESS*

Patients seen in 24 months	Total	Change since previous quarter
Quarter ending September 2018	889	
Quarter ending December 2018	1,004	↑
Quarter ending March 2019	1,297	↑
Quarter ending June 2019	1,419	↑
Quarter ending September 2019	1,387	↓
Variance since September 2018	56.0%	↑



ACTIVITY



Month	2019	2020
April	35	60
May	35	60
June	507	60
July	884	802
August	884	802
September	1,328	1,153
October	1,328	
November	1,672	
December	1,672	
January	2,330	
February	2,726	
March	3,088	
April	3,088	
May	3,204	
June	3,204	

QUALITY

	Quantity	Base Number	Contract	AT	Region	England
% of FP17s for the same patient ID Re-attending within 3 months - Children	16	297	5.4%	9.6%	11.3%	11.5%
% of FP17s for the same patient ID Re-attending within 3 months - Adults	81	598	13.5%	12.9%	14.7%	15.4%
% of FP17s for the same patient ID Re-attending between 3 & 9 months - Children	190	297	64.0%	61.1%	60.8%	59.7%
% of FP17s for the same patient ID Re-attending between 3 & 9 months - Adults	345	598	57.7%	55.2%	52.8%	51.7%
% of FP17s for Band 1 Urgent Courses	56	770	7.3%	7.6%	8.2%	9.2%
% of FP17s Relating to Free Repair or Replacements	3	770	0.4%	0.8%	0.7%	0.7%
% of FP17s Relating to Continuations	0	770	0.0%	0.8%	0.8%	0.8%
% of Patients satisfied with the dentistry they have received	2	2	N/A	93.1%	93.2%	93.5%
% of Patients satisfied with the time they had to wait for an appointment	2	2	N/A	89.9%	88.5%	87.4%

* This is based on patients treated on this contract for their most recent course of treatment.

Figures in italics indicate the base number of FP17s or Patient Questionnaire responses are less than 100. N/A is shown where the base number of responses is less than 10 during the period. % is calculated as Quantity/Base number*100

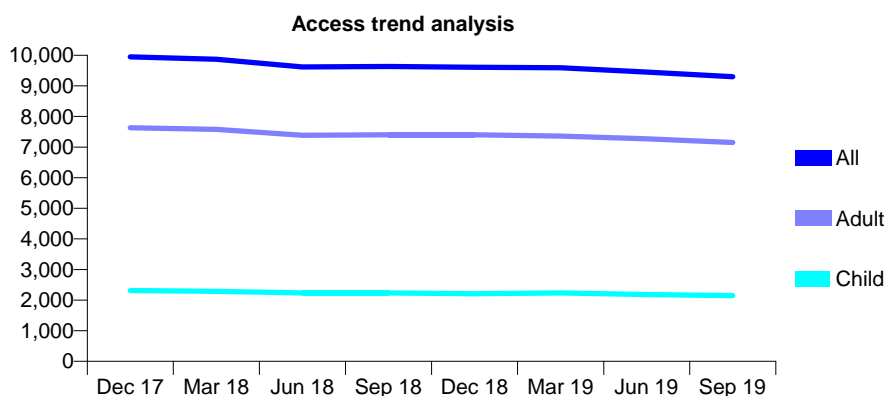
Q60 - Vital Signs At a Glance Contract Report for 249726/0001 - September 2019

Name or company name	Hillcrest Dental Practice
Contract type name	GDS Contract
Purpose of contract	General
Contract start date	01/04/2006
Contract end date	

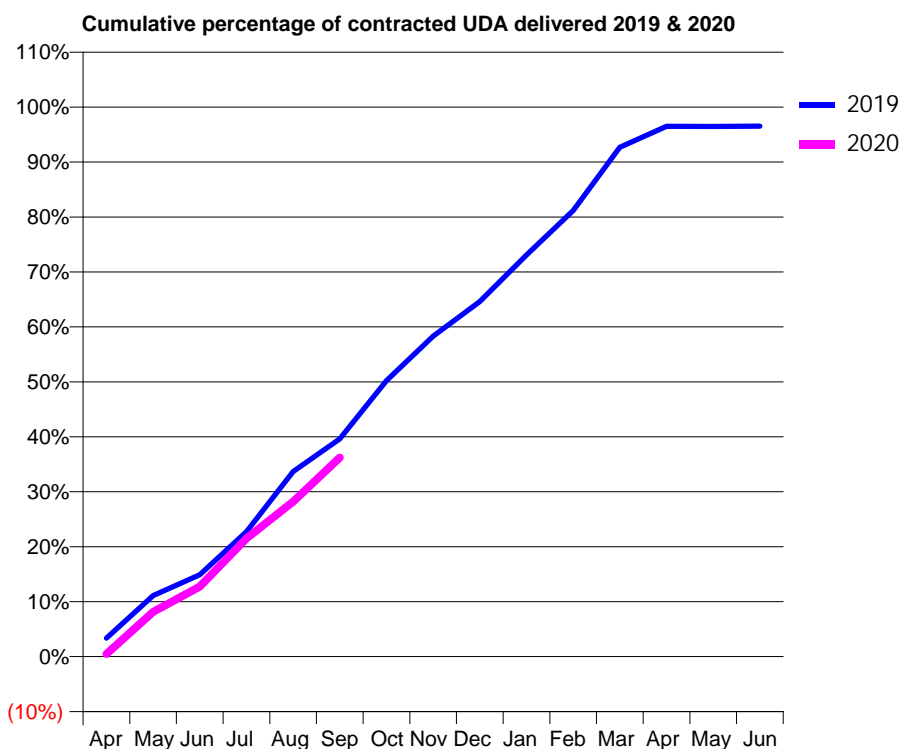
19/20 Contracted general activity (UDA)	27,030
Carry forward general activity (UDA)	939
19/20 Contracted orthodontic activity (UOA)	0
Carry forward orthodontic activity (UOA)	0
Baseline contract value	£749,147.84

ACCESS*

Patients seen in 24 months	Total	Change since previous quarter
Quarter ending September 2018	9,638	
Quarter ending December 2018	9,610	→
Quarter ending March 2019	9,591	→
Quarter ending June 2019	9,455	↓
Quarter ending September 2019	9,299	↓
Variance since September 2018	(3.5%)	↓



ACTIVITY



Month	Adjusted Scheduled Activity (UDA)	
	2019	2020
April	911	131
May	3,004	2,200
June	4,025	3,447
July	6,140	5,813
August	9,111	7,626
September	10,706	9,791
October	13,576	
November	15,766	
December	17,465	
January	19,753	
February	21,942	
March	25,053	
April	26,083	
May	26,078	
June	26,091	

QUALITY

	Quantity	Base Number	Contract	AT	Region	England
% of FP17s for the same patient ID Re-attending within 3 months - Children	112	1,421	7.9%	9.6%	11.3%	11.5%
% of FP17s for the same patient ID Re-attending within 3 months - Adults	584	4,599	12.7%	12.9%	14.7%	15.4%
% of FP17s for the same patient ID Re-attending between 3 & 9 months - Children	921	1,421	64.8%	61.1%	60.8%	59.7%
% of FP17s for the same patient ID Re-attending between 3 & 9 months - Adults	2,920	4,599	63.5%	55.2%	52.8%	51.7%
% of FP17s for Band 1 Urgent Courses	373	5,592	6.7%	7.6%	8.2%	9.2%
% of FP17s Relating to Free Repair or Replacements	72	5,592	1.3%	0.8%	0.7%	0.7%
% of FP17s Relating to Continuations	27	5,592	0.5%	0.8%	0.8%	0.8%
% of Patients satisfied with the dentistry they have received	3	3	N/A	93.1%	93.2%	93.5%
% of Patients satisfied with the time they had to wait for an appointment	3	3	N/A	89.9%	88.5%	87.4%

* This is based on patients treated on this contract for their most recent course of treatment. Figures in italics indicate the base number of FP17s or Patient Questionnaire responses are less than 100. N/A is shown where the base number of responses is less than 10 during the period. % is calculated as Quantity/Base number*100

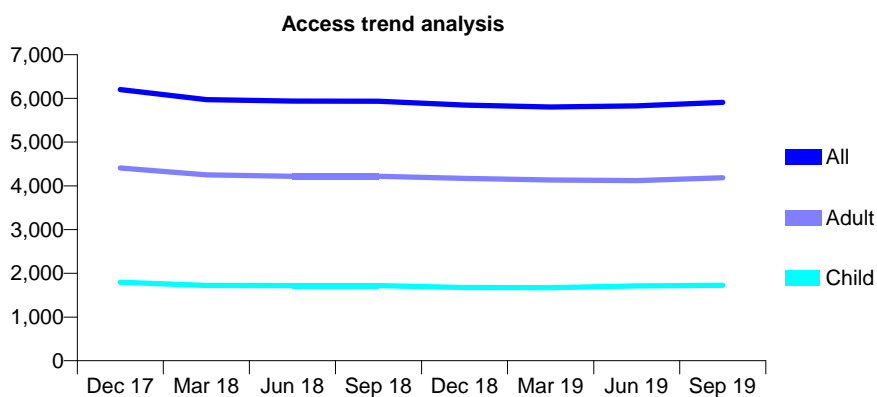
Q60 - Vital Signs At a Glance Contract Report for 257907/0001 - September 2019

Name or company name	Lawley Dental Practice
Contract type name	GDS Contract
Purpose of contract	General
Contract start date	01/04/2006
Contract end date	

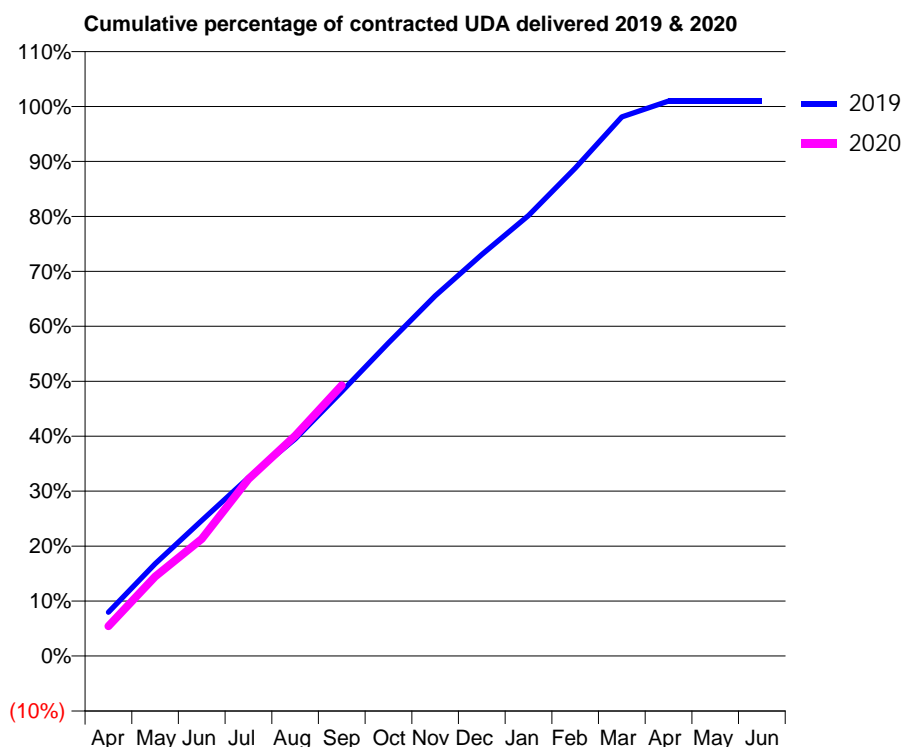
19/20 Contracted general activity (UDA)	18,443
Carry forward general activity (UDA)	-181
19/20 Contracted orthodontic activity (UOA)	0
Carry forward orthodontic activity (UOA)	0
Baseline contract value	£516,058.66

ACCESS*

Patients seen in 24 months	Total	Change since previous quarter
Quarter ending September 2018	5,935	
Quarter ending December 2018	5,848	↓
Quarter ending March 2019	5,803	→
Quarter ending June 2019	5,830	→
Quarter ending September 2019	5,911	→
Variance since September 2018	(0.4%)	→



ACTIVITY



Month	Adjusted Scheduled Activity (UDA)	
	2019	2020
April	1,471	1,000
May	3,096	2,670
June	4,545	3,931
July	5,988	5,938
August	7,290	7,392
September	8,877	9,082
October	10,510	
November	12,086	
December	13,476	
January	14,787	
February	16,375	
March	18,093	
April	18,626	
May	18,625	
June	18,625	

QUALITY

	Quantity	Base Number	Contract	AT	Region	England
% of FP17s for the same patient ID Re-attending within 3 months - Children	101	1,569	6.4%	9.6%	11.3%	11.5%
% of FP17s for the same patient ID Re-attending within 3 months - Adults	390	3,625	10.8%	12.9%	14.7%	15.4%
% of FP17s for the same patient ID Re-attending between 3 & 9 months - Children	1,086	1,569	69.2%	61.1%	60.8%	59.7%
% of FP17s for the same patient ID Re-attending between 3 & 9 months - Adults	2,532	3,625	69.8%	55.2%	52.8%	51.7%
% of FP17s for Band 1 Urgent Courses	269	4,894	5.5%	7.6%	8.2%	9.2%
% of FP17s Relating to Free Repair or Replacements	48	4,894	1.0%	0.8%	0.7%	0.7%
% of FP17s Relating to Continuations	32	4,894	0.7%	0.8%	0.8%	0.8%
% of Patients satisfied with the dentistry they have received	0	0	N/A	93.1%	93.2%	93.5%
% of Patients satisfied with the time they had to wait for an appointment	0	0	N/A	89.9%	88.5%	87.4%

* This is based on patients treated on this contract for their most recent course of treatment. Figures in italics indicate the base number of FP17s or Patient Questionnaire responses are less than 100. N/A is shown where the base number of responses is less than 10 during the period. % is calculated as Quantity/Base number*100

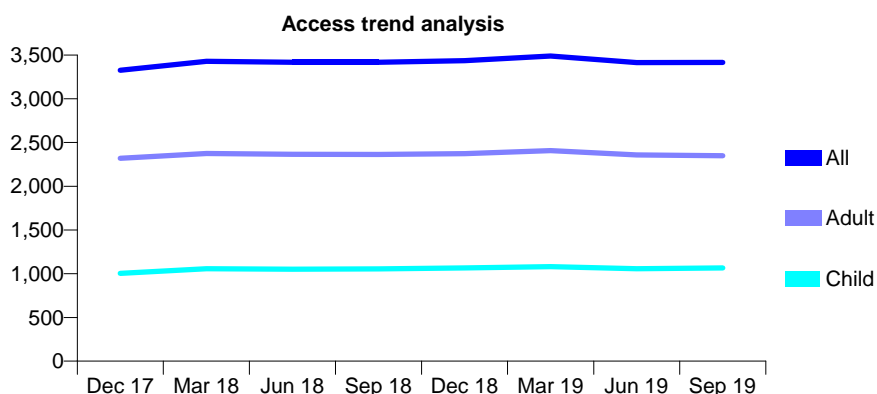
Q60 - Vital Signs At a Glance Contract Report for 270016/0001 - September 2019

Name or company name	MISS S KHAN
Contract type name	GDS Contract
Purpose of contract	General
Contract start date	01/01/2013
Contract end date	

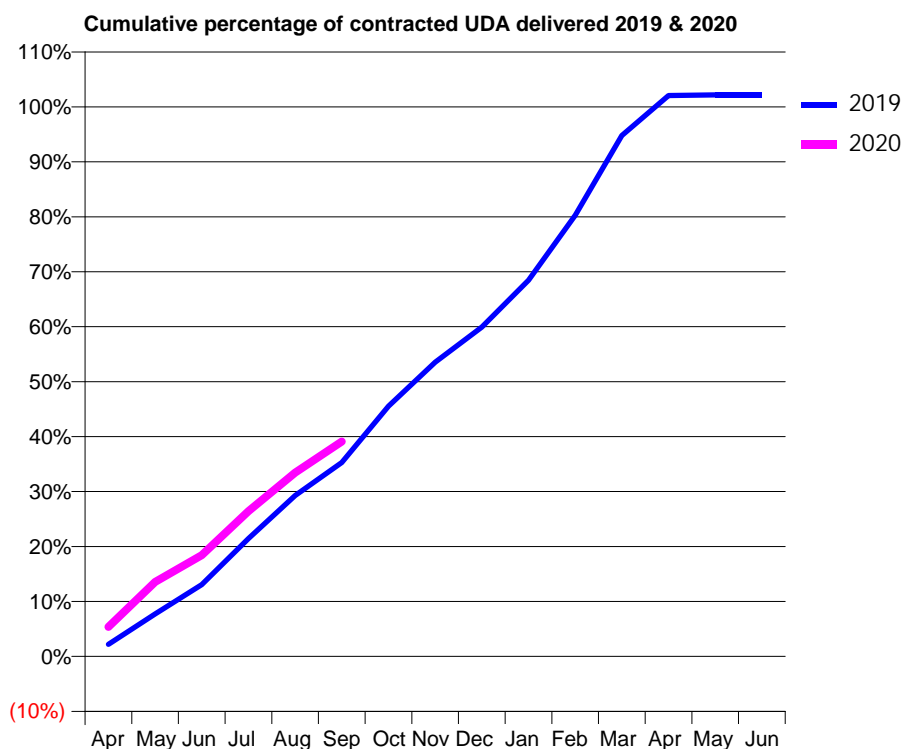
19/20 Contracted general activity (UDA)	11,407
Carry forward general activity (UDA)	-228
19/20 Contracted orthodontic activity (UOA)	0
Carry forward orthodontic activity (UOA)	0
Baseline contract value	£316,557.42

ACCESS*

Patients seen in 24 months	Total	Change since previous quarter
Quarter ending September 2018	3,417	
Quarter ending December 2018	3,437	→
Quarter ending March 2019	3,489	→
Quarter ending June 2019	3,414	↓
Quarter ending September 2019	3,416	→
Variance since September 2018	(0.0%)	→



ACTIVITY



Month	2019	2020
April	251	613
May	882	1,546
June	1,491	2,103
July	2,447	3,016
August	3,340	3,816
September	4,025	4,461
October	5,194	
November	6,107	
December	6,836	
January	7,808	
February	9,156	
March	10,812	
April	11,643	
May	11,655	
June	11,656	

QUALITY

	Quantity	Base Number	Contract	AT	Region	England
% of FP17s for the same patient ID Re-attending within 3 months - Children	53	633	8.4%	9.6%	11.3%	11.5%
% of FP17s for the same patient ID Re-attending within 3 months - Adults	277	1,452	19.1%	12.9%	14.7%	15.4%
% of FP17s for the same patient ID Re-attending between 3 & 9 months - Children	336	633	53.1%	61.1%	60.8%	59.7%
% of FP17s for the same patient ID Re-attending between 3 & 9 months - Adults	741	1,452	51.0%	55.2%	52.8%	51.7%
% of FP17s for Band 1 Urgent Courses	146	1,892	7.7%	7.6%	8.2%	9.2%
% of FP17s Relating to Free Repair or Replacements	31	1,892	1.6%	0.8%	0.7%	0.7%
% of FP17s Relating to Continuations	9	1,892	0.5%	0.8%	0.8%	0.8%
% of Patients satisfied with the dentistry they have received	0	0	N/A	93.1%	93.2%	93.5%
% of Patients satisfied with the time they had to wait for an appointment	0	0	N/A	89.9%	88.5%	87.4%

* This is based on patients treated on this contract for their most recent course of treatment. Figures in italics indicate the base number of FP17s or Patient Questionnaire responses are less than 100. N/A is shown where the base number of responses is less than 10 during the period. % is calculated as Quantity/Base number*100

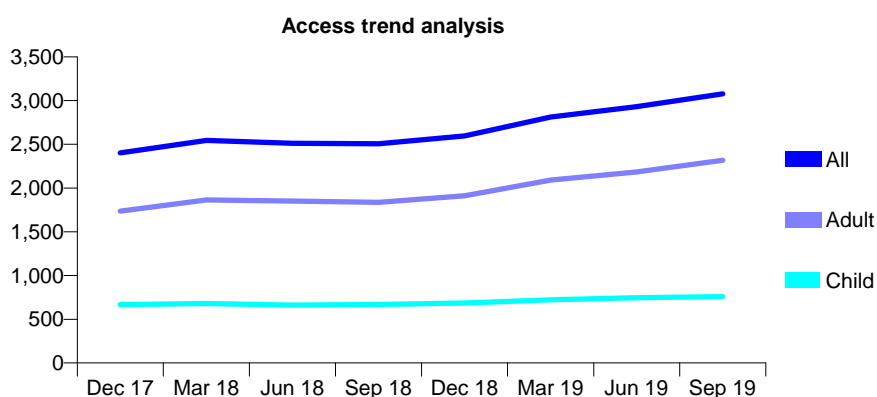
Q60 - Vital Signs At a Glance Contract Report for 274011/0003 - September 2019

Name or company name	Twickel Dental Limited
Contract type name	GDS Contract
Purpose of contract	General
Contract start date	01/05/2008
Contract end date	

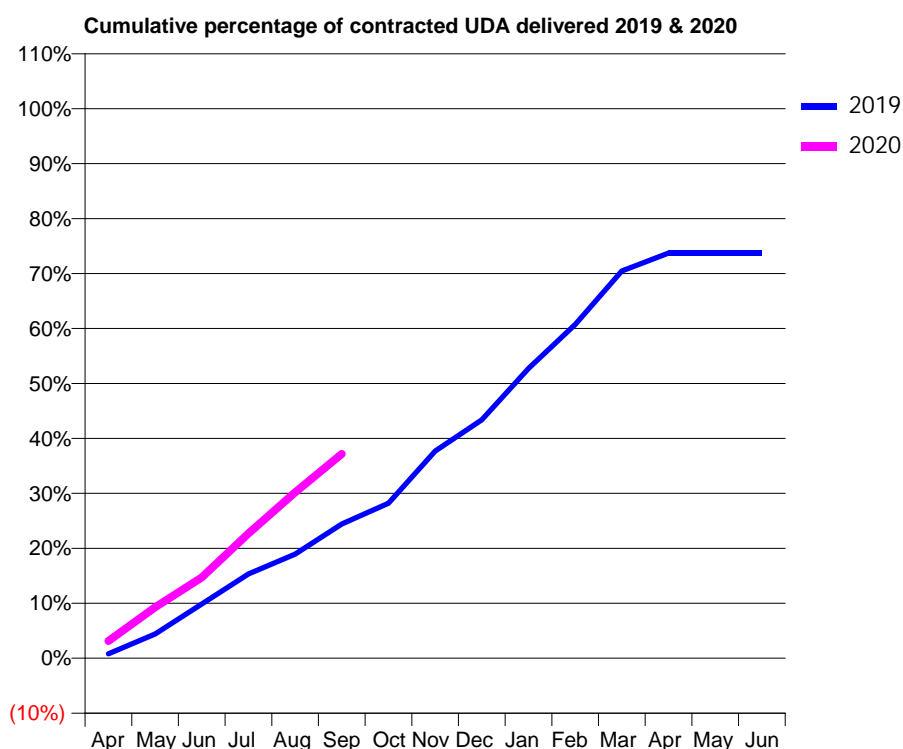
19/20 Contracted general activity (UDA)	10,500
Carry forward general activity (UDA)	0
19/20 Contracted orthodontic activity (UOA)	0
Carry forward orthodontic activity (UOA)	0
Baseline contract value	£306,210.13

ACCESS*

Patients seen in 24 months	Total	Change since previous quarter
Quarter ending September 2018	2,506	
Quarter ending December 2018	2,597	↑
Quarter ending March 2019	2,812	↑
Quarter ending June 2019	2,930	↑
Quarter ending September 2019	3,077	↑
Variance since September 2018	22.8%	↑



ACTIVITY



Month	2019	2020
April	85	329
May	466	973
June	1,036	1,543
July	1,608	2,385
August	1,990	3,169
September	2,564	3,902
October	2,961	
November	3,959	
December	4,556	
January	5,536	
February	6,375	
March	7,399	
April	7,738	
May	7,738	
June	7,739	

QUALITY

	Quantity	Base Number	Contract	AT	Region	England
% of FP17s for the same patient ID Re-attending within 3 months - Children	47	584	8.0%	9.6%	11.3%	11.5%
% of FP17s for the same patient ID Re-attending within 3 months - Adults	260	1,628	16.0%	12.9%	14.7%	15.4%
% of FP17s for the same patient ID Re-attending between 3 & 9 months - Children	344	584	58.9%	61.1%	60.8%	59.7%
% of FP17s for the same patient ID Re-attending between 3 & 9 months - Adults	753	1,628	46.3%	55.2%	52.8%	51.7%
% of FP17s for Band 1 Urgent Courses	214	2,046	10.5%	7.6%	8.2%	9.2%
% of FP17s Relating to Free Repair or Replacements	10	2,046	0.5%	0.8%	0.7%	0.7%
% of FP17s Relating to Continuations	17	2,046	0.8%	0.8%	0.8%	0.8%
% of Patients satisfied with the dentistry they have received	4	4	N/A	93.1%	93.2%	93.5%
% of Patients satisfied with the time they had to wait for an appointment	4	4	N/A	89.9%	88.5%	87.4%

* This is based on patients treated on this contract for their most recent course of treatment.

Figures in italics indicate the base number of FP17s or Patient Questionnaire responses are less than 100. N/A is shown where the base number of responses is less than 10 during the period. % is calculated as Quantity/Base number*100

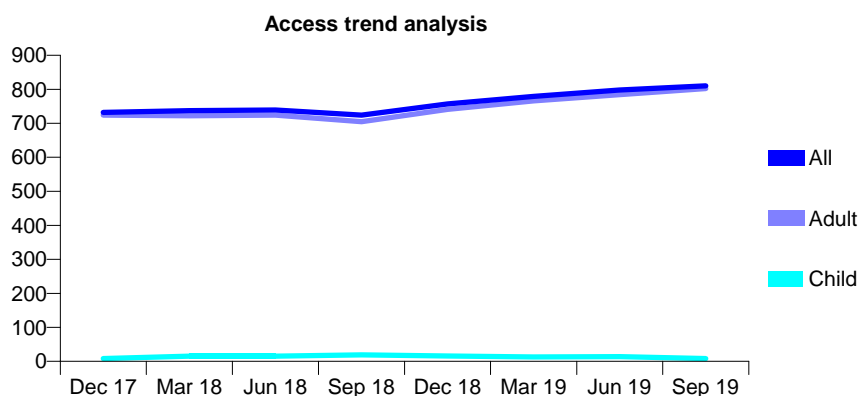
Q60 - Vital Signs At a Glance Contract Report for 274798/0003 - September 2019

Name or company name	MRS R SREENIVASAN
Contract type name	PDS Contract
Purpose of contract	General
Contract start date	01/07/2015
Contract end date	31/03/2020

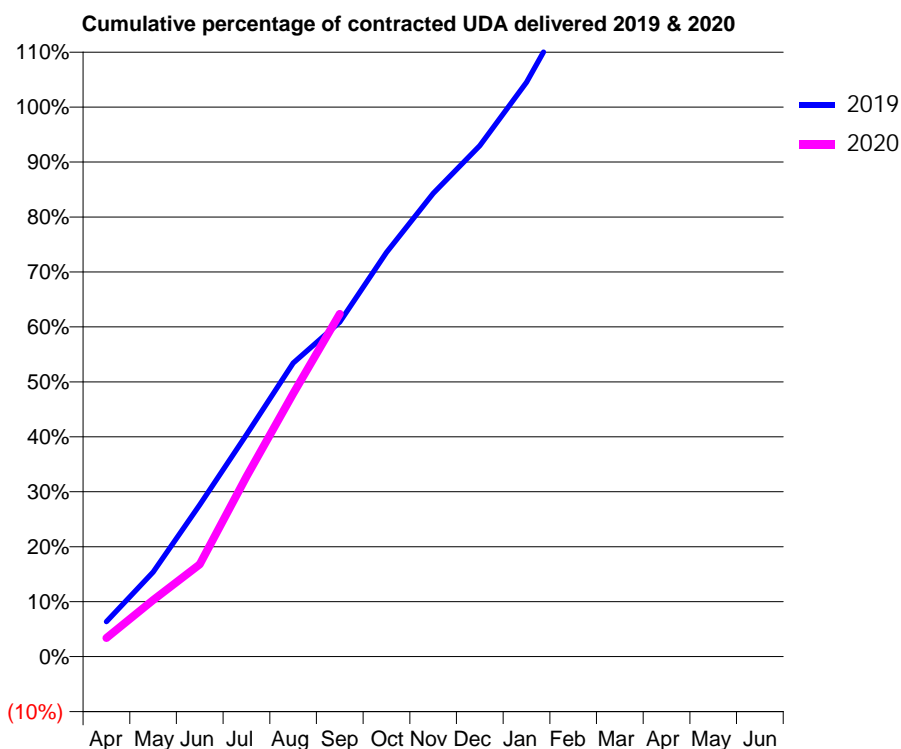
19/20 Contracted general activity (UDA)	3,600
Carry forward general activity (UDA)	0
19/20 Contracted orthodontic activity (UOA)	0
Carry forward orthodontic activity (UOA)	0
Baseline contract value	£150,204.25

ACCESS*

Patients seen in 24 months	Total	Change since previous quarter
Quarter ending September 2018	724	
Quarter ending December 2018	757	↑
Quarter ending March 2019	779	↑
Quarter ending June 2019	798	↑
Quarter ending September 2019	810	→
Variance since September 2018	11.9%	↑



ACTIVITY



Month	Adjusted Scheduled Activity (UDA)	
	2019	2020
April	229	123
May	554	371
June	995	605
July	1,454	1,179
August	1,923	1,723
September	2,191	2,246
October	2,647	
November	3,034	
December	3,347	
January	3,762	
February	4,305	
March	4,669	
April	4,923	
May	4,923	
June	4,923	

QUALITY

	Quantity	Base Number	Contract	AT	Region	England
% of FP17s for the same patient ID Re-attending within 3 months - Children	1	14	7.1%	9.6%	11.3%	11.5%
% of FP17s for the same patient ID Re-attending within 3 months - Adults	15	886	1.7%	12.9%	14.7%	15.4%
% of FP17s for the same patient ID Re-attending between 3 & 9 months - Children	0	14	0.0%	61.1%	60.8%	59.7%
% of FP17s for the same patient ID Re-attending between 3 & 9 months - Adults	19	886	2.1%	55.2%	52.8%	51.7%
% of FP17s for Band 1 Urgent Courses	0	807	0.0%	7.6%	8.2%	9.2%
% of FP17s Relating to Free Repair or Replacements	0	807	0.0%	0.8%	0.7%	0.7%
% of FP17s Relating to Continuations	0	807	0.0%	0.8%	0.8%	0.8%
% of Patients satisfied with the dentistry they have received	0	0	N/A	93.1%	93.2%	93.5%
% of Patients satisfied with the time they had to wait for an appointment	0	0	N/A	89.9%	88.5%	87.4%

* This is based on patients treated on this contract for their most recent course of treatment. Figures in italics indicate the base number of FP17s or Patient Questionnaire responses are less than 100. N/A is shown where the base number of responses is less than 10 during the period. % is calculated as Quantity/Base number*100

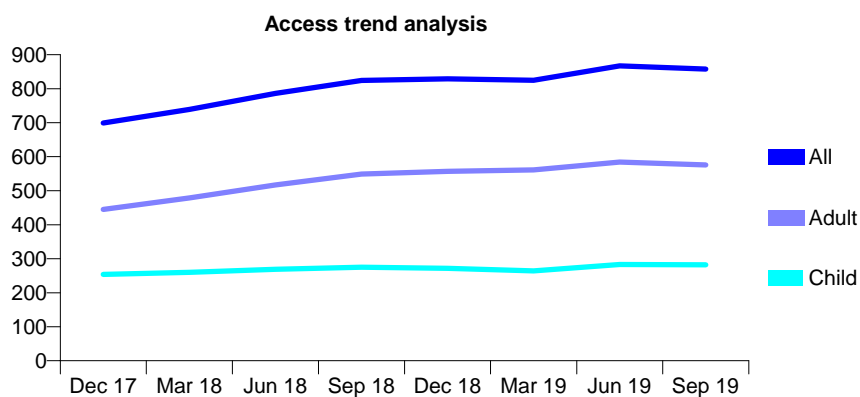
Q60 - Vital Signs At a Glance Contract Report for 287822/0001 - September 2019

Name or company name	COURTYARD DENTAL PRACTICE
Contract type name	GDS Contract
Purpose of contract	General
Contract start date	16/08/2013
Contract end date	

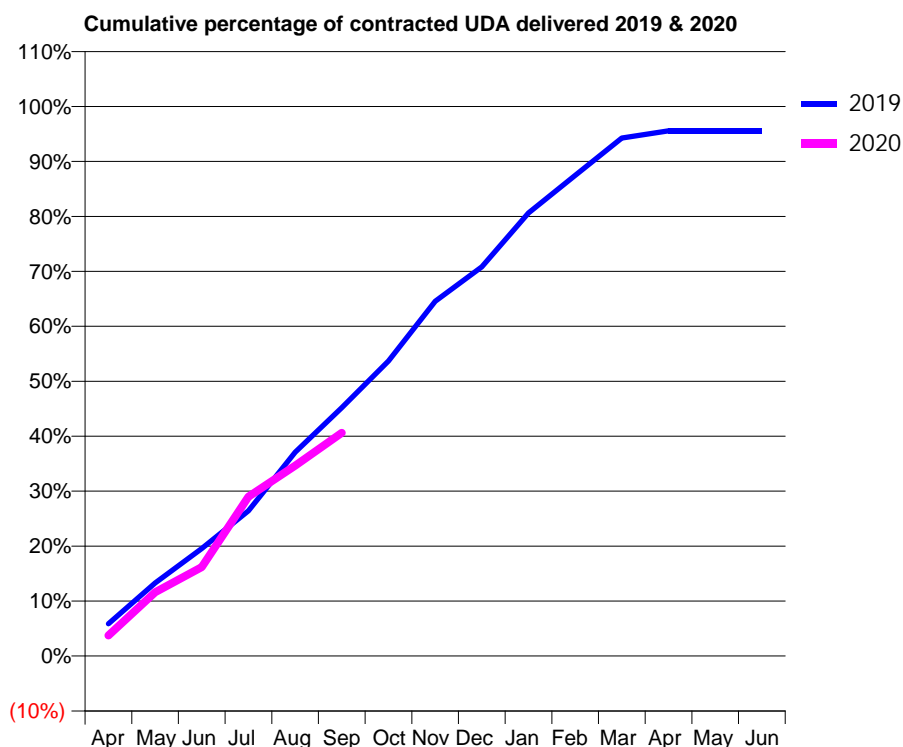
19/20 Contracted general activity (UDA)	2,700
Carry forward general activity (UDA)	0
19/20 Contracted orthodontic activity (UOA)	0
Carry forward orthodontic activity (UOA)	0
Baseline contract value	£54,829.24

ACCESS*

Patients seen in 24 months	Total	Change since previous quarter
Quarter ending September 2018	824	
Quarter ending December 2018	829	→
Quarter ending March 2019	825	→
Quarter ending June 2019	867	↑
Quarter ending September 2019	858	↓
Variance since September 2018	4.1%	↑



ACTIVITY



Month	Adjusted Scheduled Activity (UDA)	
	2019	2020
April	159	101
May	359	313
June	528	436
July	714	782
August	1,002	935
September	1,221	1,096
October	1,450	
November	1,743	
December	1,912	
January	2,177	
February	2,362	
March	2,545	
April	2,581	
May	2,581	
June	2,581	

QUALITY

	Quantity	Base Number	Contract	AT	Region	England
% of FP17s for the same patient ID Re-attending within 3 months - Children	5	193	2.6%	9.6%	11.3%	11.5%
% of FP17s for the same patient ID Re-attending within 3 months - Adults	44	382	11.5%	12.9%	14.7%	15.4%
% of FP17s for the same patient ID Re-attending between 3 & 9 months - Children	112	193	58.0%	61.1%	60.8%	59.7%
% of FP17s for the same patient ID Re-attending between 3 & 9 months - Adults	220	382	57.6%	55.2%	52.8%	51.7%
% of FP17s for Band 1 Urgent Courses	2	535	0.4%	7.6%	8.2%	9.2%
% of FP17s Relating to Free Repair or Replacements	0	535	0.0%	0.8%	0.7%	0.7%
% of FP17s Relating to Continuations	7	535	1.3%	0.8%	0.8%	0.8%
% of Patients satisfied with the dentistry they have received	0	0	N/A	93.1%	93.2%	93.5%
% of Patients satisfied with the time they had to wait for an appointment	0	0	N/A	89.9%	88.5%	87.4%

* This is based on patients treated on this contract for their most recent course of treatment. Figures in italics indicate the base number of FP17s or Patient Questionnaire responses are less than 100. N/A is shown where the base number of responses is less than 10 during the period. % is calculated as Quantity/Base number*100

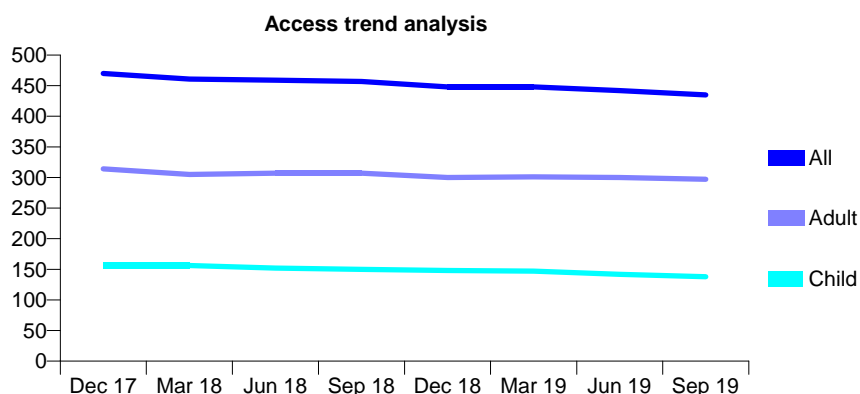
Q60 - Vital Signs At a Glance Contract Report for 303496/0002 - September 2019

Name or company name	MR AR FEE
Contract type name	GDS Contract
Purpose of contract	General and Orthodontic
Contract start date	13/09/2010
Contract end date	

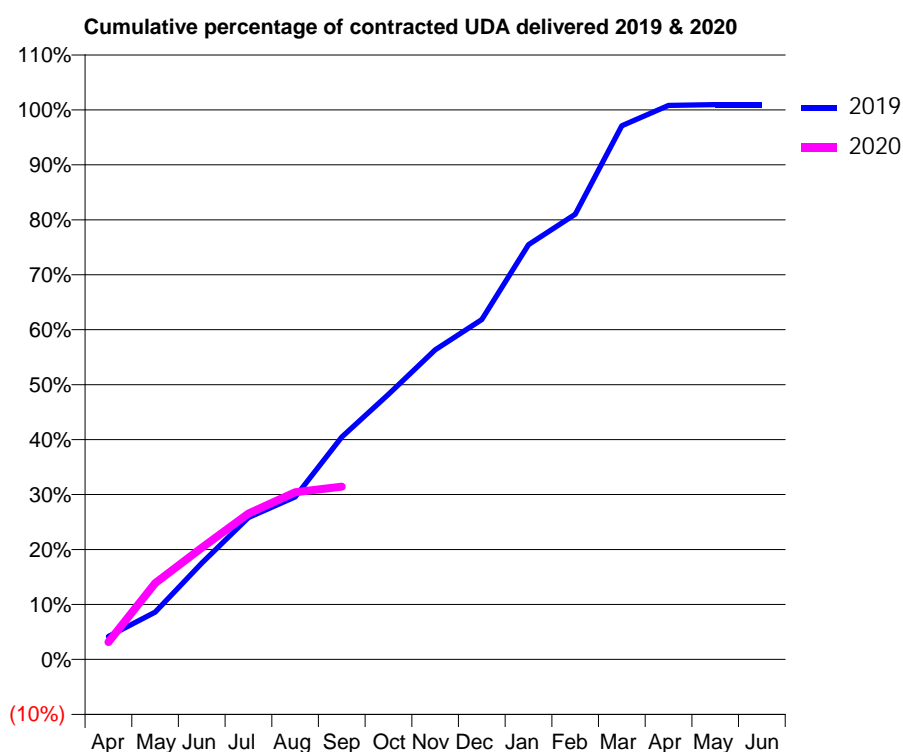
19/20 Contracted general activity (UDA)	1,774
Carry forward general activity (UDA)	-17
19/20 Contracted orthodontic activity (UOA)	208
Carry forward orthodontic activity (UOA)	-4
Baseline contract value	£62,081.23

ACCESS*

Patients seen in 24 months	Total	Change since previous quarter
Quarter ending September 2018	457	
Quarter ending December 2018	448	↓
Quarter ending March 2019	448	→
Quarter ending June 2019	442	↓
Quarter ending September 2019	435	↓
Variance since September 2018	(4.8%)	↓



ACTIVITY



Month	2019	2020
April	74	56
May	153	246
June	311	361
July	458	471
August	525	540
September	718	558
October	856	
November	1,000	
December	1,097	
January	1,339	
February	1,437	
March	1,723	
April	1,788	
May	1,791	
June	1,791	

QUALITY

	Quantity	Base Number	Contract	AT	Region	England
% of FP17s for the same patient ID Re-attending within 3 months - Children	5	110	4.5%	9.6%	11.3%	11.5%
% of FP17s for the same patient ID Re-attending within 3 months - Adults	24	173	13.9%	12.9%	14.7%	15.4%
% of FP17s for the same patient ID Re-attending between 3 & 9 months - Children	88	110	80.0%	61.1%	60.8%	59.7%
% of FP17s for the same patient ID Re-attending between 3 & 9 months - Adults	122	173	70.5%	55.2%	52.8%	51.7%
% of FP17s for Band 1 Urgent Courses	13	247	5.3%	7.6%	8.2%	9.2%
% of FP17s Relating to Free Repair or Replacements	1	247	0.4%	0.8%	0.7%	0.7%
% of FP17s Relating to Continuations	4	247	1.6%	0.8%	0.8%	0.8%
% of Patients satisfied with the dentistry they have received	0	0	N/A	93.1%	93.2%	93.5%
% of Patients satisfied with the time they had to wait for an appointment	0	0	N/A	89.9%	88.5%	87.4%

* This is based on patients treated on this contract for their most recent course of treatment. Figures in italics indicate the base number of FP17s or Patient Questionnaire responses are less than 100. N/A is shown where the base number of responses is less than 10 during the period. % is calculated as Quantity/Base number*100

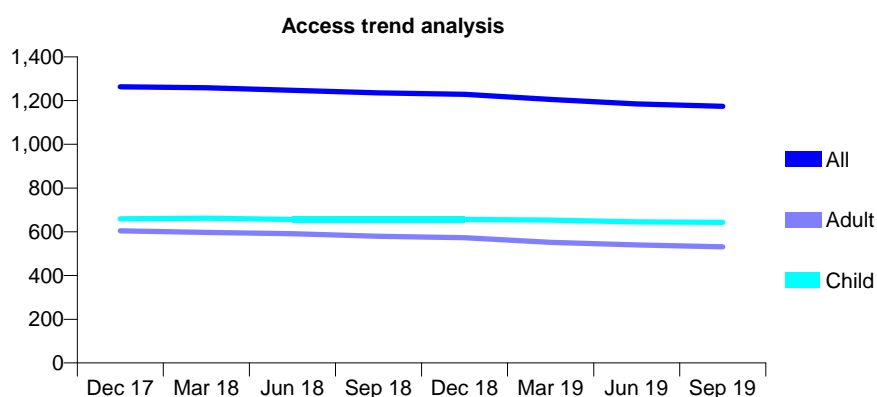
Q60 - Vital Signs At a Glance Contract Report for 305006/0001 - September 2019

Name or company name	MR TM PARSONS
Contract type name	GDS Contract
Purpose of contract	General
Contract start date	01/04/2006
Contract end date	

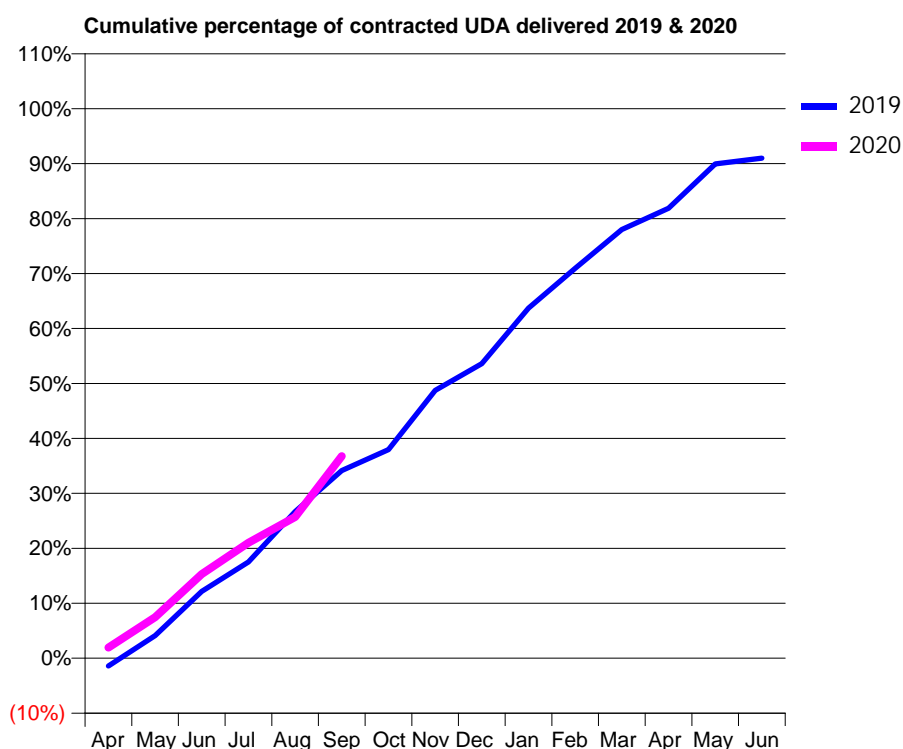
19/20 Contracted general activity (UDA)	2,977
Carry forward general activity (UDA)	0
19/20 Contracted orthodontic activity (UOA)	0
Carry forward orthodontic activity (UOA)	0
Baseline contract value	£77,463.38

ACCESS*

Patients seen in 24 months	Total	Change since previous quarter
Quarter ending September 2018	1,235	
Quarter ending December 2018	1,229	→
Quarter ending March 2019	1,205	↓
Quarter ending June 2019	1,185	↓
Quarter ending September 2019	1,174	→
Variance since September 2018	(4.9%)	↓



ACTIVITY



Month	2019	2020
April	-43	58
May	123	222
June	363	456
July	522	626
August	795	765
September	1,017	1,095
October	1,130	
November	1,451	
December	1,596	
January	1,897	
February	2,113	
March	2,322	
April	2,437	
May	2,678	
June	2,709	

QUALITY

	Quantity	Base Number	Contract	AT	Region	England
% of FP17s for the same patient ID Re-attending within 3 months - Children	37	578	6.4%	9.6%	11.3%	11.5%
% of FP17s for the same patient ID Re-attending within 3 months - Adults	63	374	16.8%	12.9%	14.7%	15.4%
% of FP17s for the same patient ID Re-attending between 3 & 9 months - Children	343	578	59.3%	61.1%	60.8%	59.7%
% of FP17s for the same patient ID Re-attending between 3 & 9 months - Adults	188	374	50.3%	55.2%	52.8%	51.7%
% of FP17s for Band 1 Urgent Courses	46	776	5.9%	7.6%	8.2%	9.2%
% of FP17s Relating to Free Repair or Replacements	5	776	0.6%	0.8%	0.7%	0.7%
% of FP17s Relating to Continuations	8	776	1.0%	0.8%	0.8%	0.8%
% of Patients satisfied with the dentistry they have received	0	0	N/A	93.1%	93.2%	93.5%
% of Patients satisfied with the time they had to wait for an appointment	0	0	N/A	89.9%	88.5%	87.4%

* This is based on patients treated on this contract for their most recent course of treatment.

Figures in italics indicate the base number of FP17s or Patient Questionnaire responses are less than 100. N/A is shown where the base number of responses is less than 10 during the period. % is calculated as Quantity/Base number*100

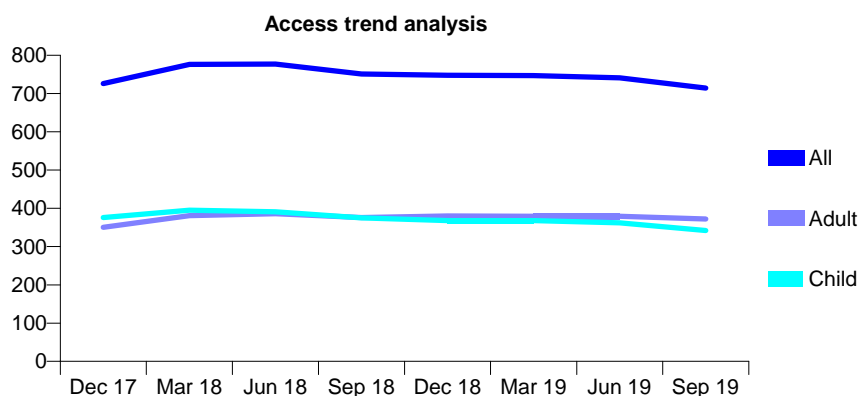
Q60 - Vital Signs At a Glance Contract Report for 319163/0001 - September 2019

Name or company name	MRS UF PENCAVEL
Contract type name	GDS Contract
Purpose of contract	General and Orthodontic
Contract start date	01/04/2006
Contract end date	

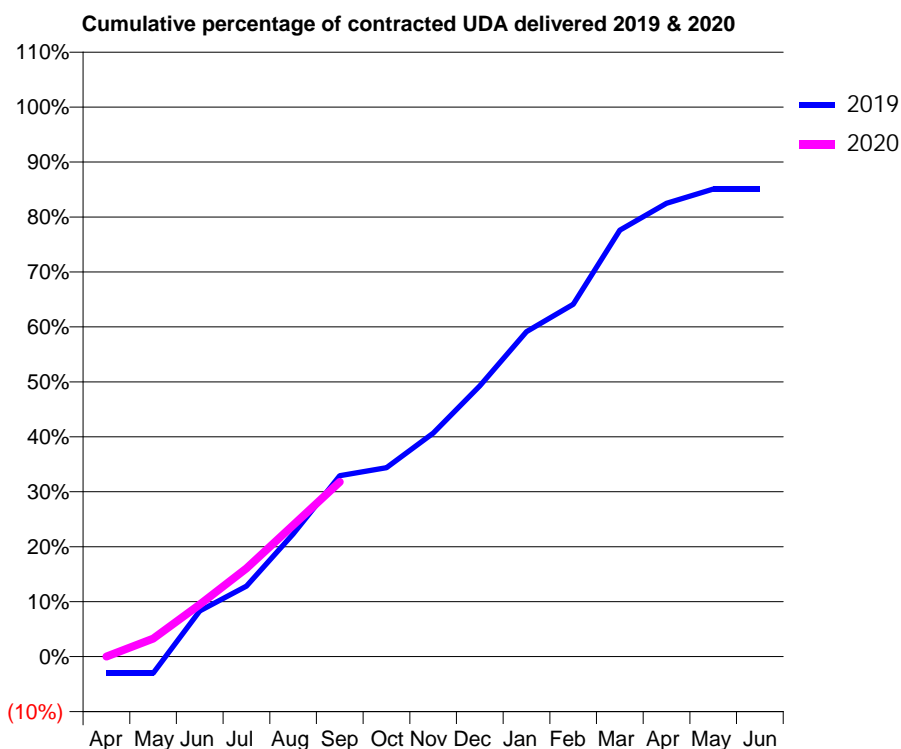
19/20 Contracted general activity (UDA)	2,276
Carry forward general activity (UDA)	0
19/20 Contracted orthodontic activity (UOA)	84
Carry forward orthodontic activity (UOA)	-1
Baseline contract value	£64,060.54

ACCESS*

Patients seen in 24 months	Total	Change since previous quarter
Quarter ending September 2018	751	
Quarter ending December 2018	748	→
Quarter ending March 2019	747	→
Quarter ending June 2019	741	→
Quarter ending September 2019	714	↓
Variance since September 2018	(4.9%)	↓



ACTIVITY



Month	Adjusted Scheduled Activity (UDA)	
	2019	2020
April	-69	0
May	-69	75
June	189	216
July	292	365
August	508	544
September	749	723
October	782	
November	926	
December	1,121	
January	1,346	
February	1,459	
March	1,766	
April	1,878	
May	1,936	
June	1,936	

QUALITY

	Quantity	Base Number	Contract	AT	Region	England
% of FP17s for the same patient ID Re-attending within 3 months - Children	16	251	6.4%	9.6%	11.3%	11.5%
% of FP17s for the same patient ID Re-attending within 3 months - Adults	33	213	15.5%	12.9%	14.7%	15.4%
% of FP17s for the same patient ID Re-attending between 3 & 9 months - Children	179	251	71.3%	61.1%	60.8%	59.7%
% of FP17s for the same patient ID Re-attending between 3 & 9 months - Adults	96	213	45.1%	55.2%	52.8%	51.7%
% of FP17s for Band 1 Urgent Courses	36	399	9.0%	7.6%	8.2%	9.2%
% of FP17s Relating to Free Repair or Replacements	0	399	0.0%	0.8%	0.7%	0.7%
% of FP17s Relating to Continuations	0	399	0.0%	0.8%	0.8%	0.8%
% of Patients satisfied with the dentistry they have received	0	0	N/A	93.1%	93.2%	93.5%
% of Patients satisfied with the time they had to wait for an appointment	0	0	N/A	89.9%	88.5%	87.4%

* This is based on patients treated on this contract for their most recent course of treatment. Figures in italics indicate the base number of FP17s or Patient Questionnaire responses are less than 100. N/A is shown where the base number of responses is less than 10 during the period. % is calculated as Quantity/Base number*100

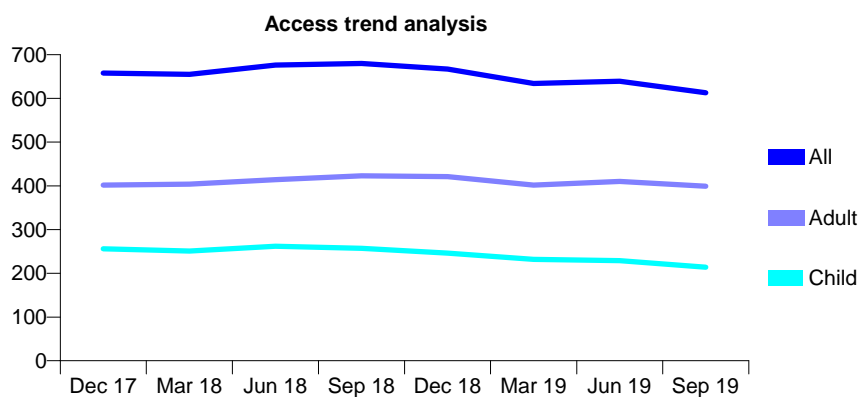
Q60 - Vital Signs At a Glance Contract Report for 320137/0001 - September 2019

Name or company name	MR LS BARNES
Contract type name	GDS Contract
Purpose of contract	General
Contract start date	01/04/2006
Contract end date	

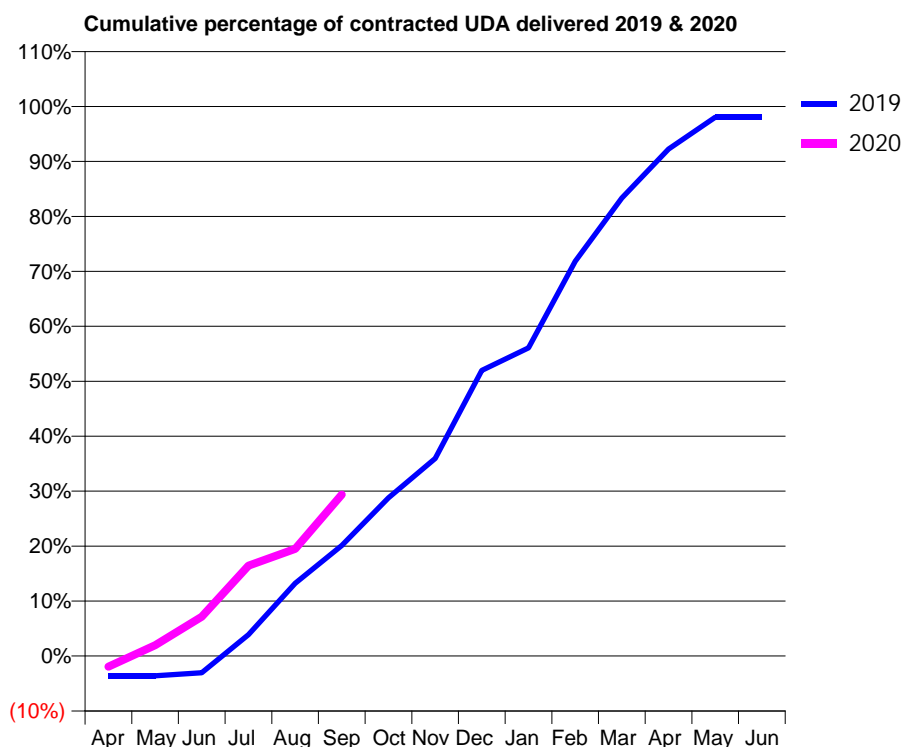
19/20 Contracted general activity (UDA)	2,000
Carry forward general activity (UDA)	39
19/20 Contracted orthodontic activity (UOA)	0
Carry forward orthodontic activity (UOA)	0
Baseline contract value	£38,374.13

ACCESS*

Patients seen in 24 months	Total	Change since previous quarter
Quarter ending September 2018	680	
Quarter ending December 2018	667	↓
Quarter ending March 2019	634	↓
Quarter ending June 2019	639	→
Quarter ending September 2019	613	↓
Variance since September 2018	(9.9%)	↓



ACTIVITY



Month	Adjusted Scheduled Activity (UDA)	
	2019	2020
April	-72	-39
May	-72	40
June	-62	143
July	78	329
August	265	390
September	402	587
October	576	
November	719	
December	1,039	
January	1,121	
February	1,437	
March	1,667	
April	1,845	
May	1,961	
June	1,961	

QUALITY

	Quantity	Base Number	Contract	AT	Region	England
% of FP17s for the same patient ID Re-attending within 3 months - Children	8	152	5.3%	9.6%	11.3%	11.5%
% of FP17s for the same patient ID Re-attending within 3 months - Adults	56	287	19.5%	12.9%	14.7%	15.4%
% of FP17s for the same patient ID Re-attending between 3 & 9 months - Children	92	152	60.5%	61.1%	60.8%	59.7%
% of FP17s for the same patient ID Re-attending between 3 & 9 months - Adults	154	287	53.7%	55.2%	52.8%	51.7%
% of FP17s for Band 1 Urgent Courses	7	314	2.2%	7.6%	8.2%	9.2%
% of FP17s Relating to Free Repair or Replacements	7	314	2.2%	0.8%	0.7%	0.7%
% of FP17s Relating to Continuations	3	314	1.0%	0.8%	0.8%	0.8%
% of Patients satisfied with the dentistry they have received	0	0	N/A	93.1%	93.2%	93.5%
% of Patients satisfied with the time they had to wait for an appointment	0	0	N/A	89.9%	88.5%	87.4%

* This is based on patients treated on this contract for their most recent course of treatment. Figures in italics indicate the base number of FP17s or Patient Questionnaire responses are less than 100. N/A is shown where the base number of responses is less than 10 during the period. % is calculated as Quantity/Base number*100

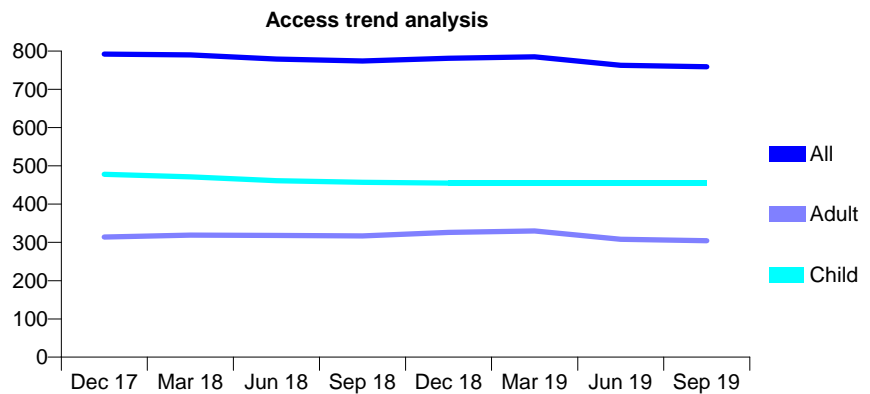
Q60 - Vital Signs At a Glance Contract Report for 323853/0001 - September 2019

Name or company name	MR PB GARBUTT
Contract type name	GDS Contract
Purpose of contract	General
Contract start date	01/04/2006
Contract end date	

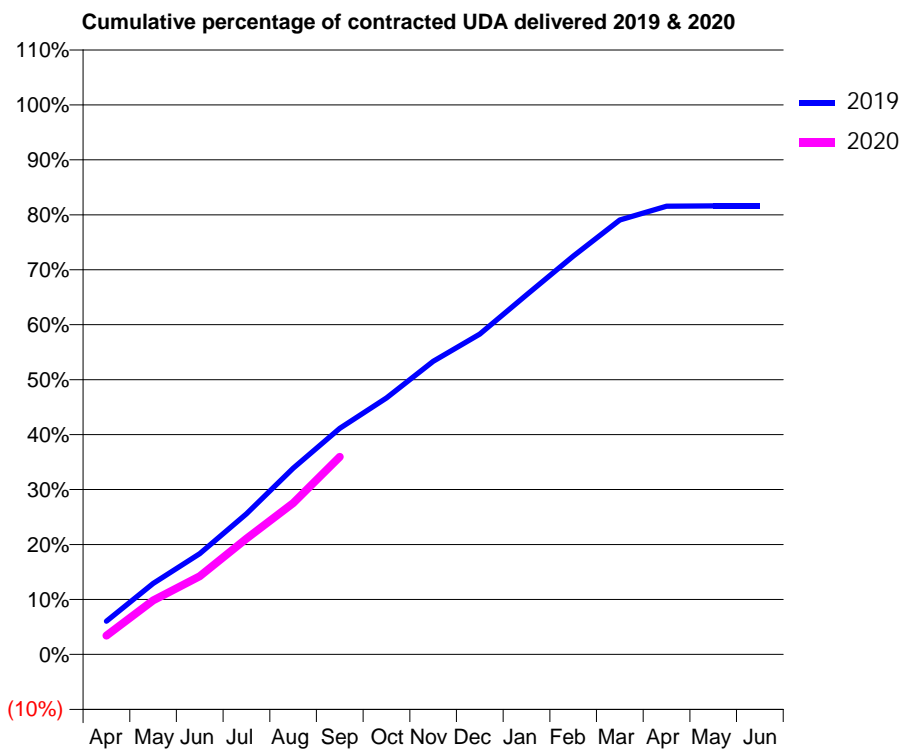
19/20 Contracted general activity (UDA)	1,750
Carry forward general activity (UDA)	0
19/20 Contracted orthodontic activity (UOA)	0
Carry forward orthodontic activity (UOA)	0
Baseline contract value	£36,450.26

ACCESS*

Patients seen in 24 months	Total	Change since previous quarter
Quarter ending September 2018	774	
Quarter ending December 2018	781	→
Quarter ending March 2019	785	→
Quarter ending June 2019	763	↓
Quarter ending September 2019	759	→
Variance since September 2018	(1.9%)	↓



ACTIVITY



Month	2019	2020
April	106	60
May	226	172
June	321	249
July	448	369
August	593	482
September	720	629
October	817	
November	933	
December	1,020	
January	1,145	
February	1,268	
March	1,383	
April	1,427	
May	1,428	
June	1,428	

QUALITY

	Quantity	Base Number	Contract	AT	Region	England
% of FP17s for the same patient ID Re-attending within 3 months - Children	11	385	2.9%	9.6%	11.3%	11.5%
% of FP17s for the same patient ID Re-attending within 3 months - Adults	6	156	3.8%	12.9%	14.7%	15.4%
% of FP17s for the same patient ID Re-attending between 3 & 9 months - Children	274	385	71.2%	61.1%	60.8%	59.7%
% of FP17s for the same patient ID Re-attending between 3 & 9 months - Adults	98	156	62.8%	55.2%	52.8%	51.7%
% of FP17s for Band 1 Urgent Courses	0	510	0.0%	7.6%	8.2%	9.2%
% of FP17s Relating to Free Repair or Replacements	0	510	0.0%	0.8%	0.7%	0.7%
% of FP17s Relating to Continuations	0	510	0.0%	0.8%	0.8%	0.8%
% of Patients satisfied with the dentistry they have received	0	0	N/A	93.1%	93.2%	93.5%
% of Patients satisfied with the time they had to wait for an appointment	0	0	N/A	89.9%	88.5%	87.4%

* This is based on patients treated on this contract for their most recent course of treatment. Figures in italics indicate the base number of FP17s or Patient Questionnaire responses are less than 100. N/A is shown where the base number of responses is less than 10 during the period. % is calculated as Quantity/Base number*100

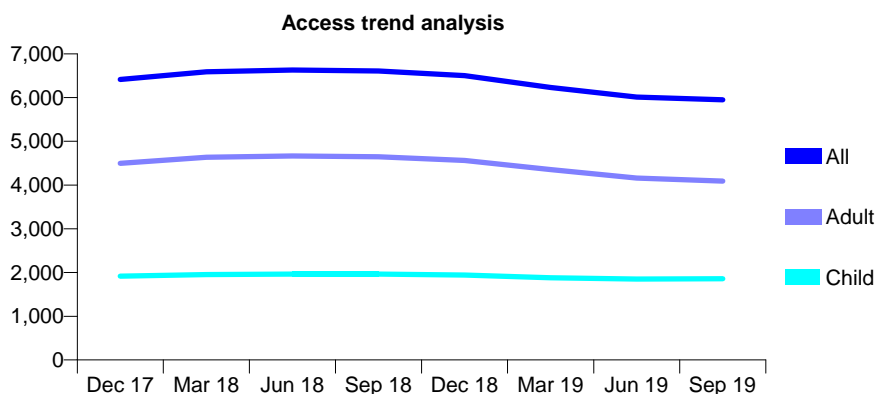
Q60 - Vital Signs At a Glance Contract Report for 326372/0001 - September 2019

Name or company name	Dawley Family Dental
Contract type name	GDS Contract
Purpose of contract	General
Contract start date	01/04/2006
Contract end date	

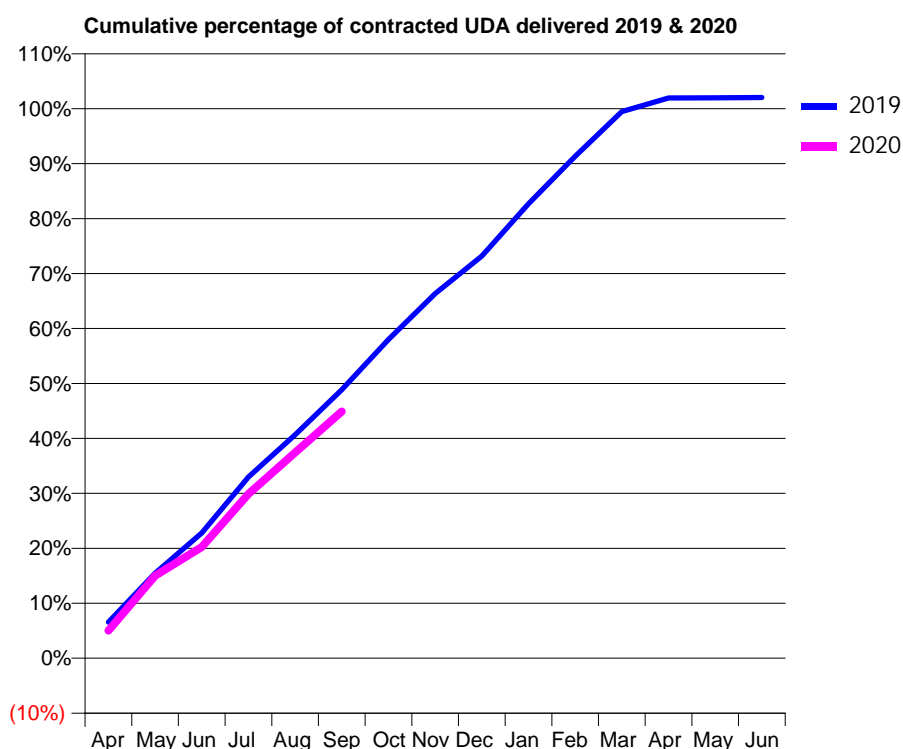
19/20 Contracted general activity (UDA)	19,726
Carry forward general activity (UDA)	-394
19/20 Contracted orthodontic activity (UOA)	0
Carry forward orthodontic activity (UOA)	0
Baseline contract value	£577,979.63

ACCESS*

Patients seen in 24 months	Total	Change since previous quarter
Quarter ending September 2018	6,609	
Quarter ending December 2018	6,502	↓
Quarter ending March 2019	6,233	↓
Quarter ending June 2019	6,010	↓
Quarter ending September 2019	5,948	↓
Variance since September 2018	(10.0%)	↓



ACTIVITY



Month	2019	2020
April	1,297	995
May	3,058	2,962
June	4,498	3,988
July	6,509	5,900
August	8,022	7,382
September	9,640	8,860
October	11,441	
November	13,088	
December	14,435	
January	16,312	
February	18,022	
March	19,619	
April	20,106	
May	20,114	
June	20,127	

QUALITY

	Quantity	Base Number	Contract	AT	Region	England
% of FP17s for the same patient ID Re-attending within 3 months - Children	110	1,450	7.6%	9.6%	11.3%	11.5%
% of FP17s for the same patient ID Re-attending within 3 months - Adults	498	2,854	17.4%	12.9%	14.7%	15.4%
% of FP17s for the same patient ID Re-attending between 3 & 9 months - Children	884	1,450	61.0%	61.1%	60.8%	59.7%
% of FP17s for the same patient ID Re-attending between 3 & 9 months - Adults	1,588	2,854	55.6%	55.2%	52.8%	51.7%
% of FP17s for Band 1 Urgent Courses	361	4,073	8.9%	7.6%	8.2%	9.2%
% of FP17s Relating to Free Repair or Replacements	30	4,073	0.7%	0.8%	0.7%	0.7%
% of FP17s Relating to Continuations	66	4,073	1.6%	0.8%	0.8%	0.8%
% of Patients satisfied with the dentistry they have received	3	3	N/A	93.1%	93.2%	93.5%
% of Patients satisfied with the time they had to wait for an appointment	3	3	N/A	89.9%	88.5%	87.4%

* This is based on patients treated on this contract for their most recent course of treatment.

Figures in italics indicate the base number of FP17s or Patient Questionnaire responses are less than 100. N/A is shown where the base number of responses is less than 10 during the period. % is calculated as Quantity/Base number*100

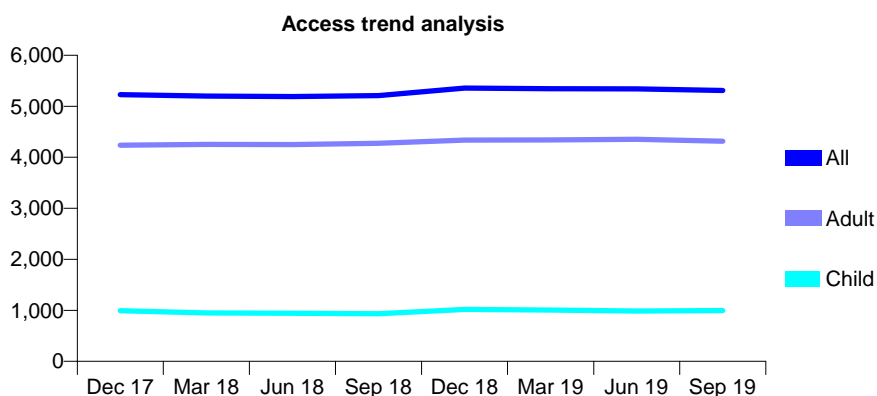
Q60 - Vital Signs At a Glance Contract Report for 335770/0001 - September 2019

Name or company name	MR PJ MCELHONE
Contract type name	GDS Contract
Purpose of contract	General
Contract start date	01/04/2006
Contract end date	

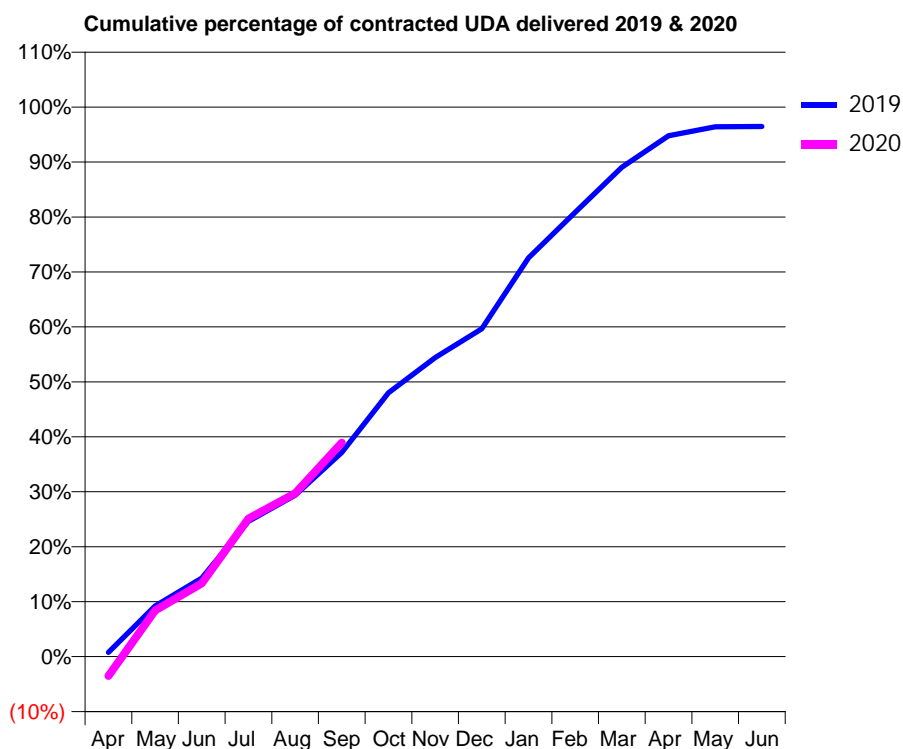
19/20 Contracted general activity (UDA)	13,159
Carry forward general activity (UDA)	464
19/20 Contracted orthodontic activity (UOA)	0
Carry forward orthodontic activity (UOA)	0
Baseline contract value	£375,467.36

ACCESS*

Patients seen in 24 months	Total	Change since previous quarter
Quarter ending September 2018	5,209	
Quarter ending December 2018	5,356	↑
Quarter ending March 2019	5,346	→
Quarter ending June 2019	5,341	→
Quarter ending September 2019	5,309	→
Variance since September 2018	1.9%	→



ACTIVITY



Month	Adjusted Scheduled Activity (UDA)	
	2019	2020
April	105	-464
May	1,214	1,106
June	1,879	1,754
July	3,240	3,308
August	3,864	3,911
September	4,886	5,122
October	6,318	
November	7,159	
December	7,852	
January	9,549	
February	10,642	
March	11,717	
April	12,470	
May	12,685	
June	12,694	

QUALITY

	Quantity	Base Number	Contract	AT	Region	England
% of FP17s for the same patient ID Re-attending within 3 months - Children	65	621	10.5%	9.6%	11.3%	11.5%
% of FP17s for the same patient ID Re-attending within 3 months - Adults	466	2,450	19.0%	12.9%	14.7%	15.4%
% of FP17s for the same patient ID Re-attending between 3 & 9 months - Children	248	621	39.9%	61.1%	60.8%	59.7%
% of FP17s for the same patient ID Re-attending between 3 & 9 months - Adults	787	2,450	32.1%	55.2%	52.8%	51.7%
% of FP17s for Band 1 Urgent Courses	298	2,618	11.4%	7.6%	8.2%	9.2%
% of FP17s Relating to Free Repair or Replacements	87	2,618	3.3%	0.8%	0.7%	0.7%
% of FP17s Relating to Continuations	52	2,618	2.0%	0.8%	0.8%	0.8%
% of Patients satisfied with the dentistry they have received	5	5	N/A	93.1%	93.2%	93.5%
% of Patients satisfied with the time they had to wait for an appointment	4	5	N/A	89.9%	88.5%	87.4%

* This is based on patients treated on this contract for their most recent course of treatment. Figures in italics indicate the base number of FP17s or Patient Questionnaire responses are less than 100. N/A is shown where the base number of responses is less than 10 during the period. % is calculated as Quantity/Base number*100

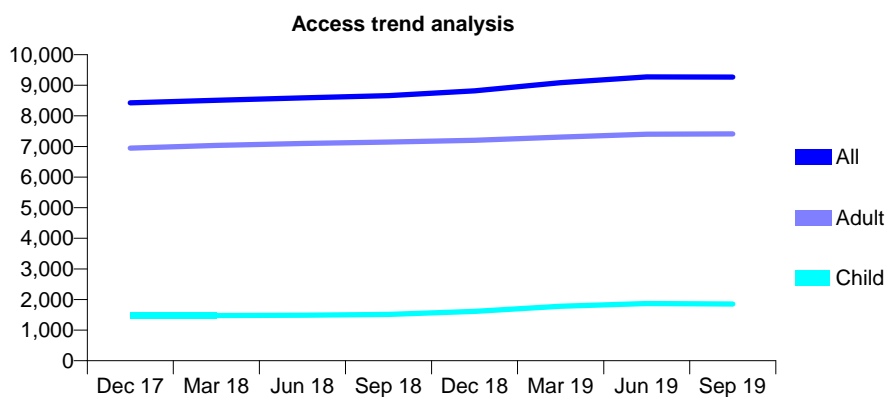
Q60 - Vital Signs At a Glance Contract Report for 336289/0001 - September 2019

Name or company name	MR AJ GRIFFITHS
Contract type name	GDS Contract
Purpose of contract	General
Contract start date	01/04/2006
Contract end date	

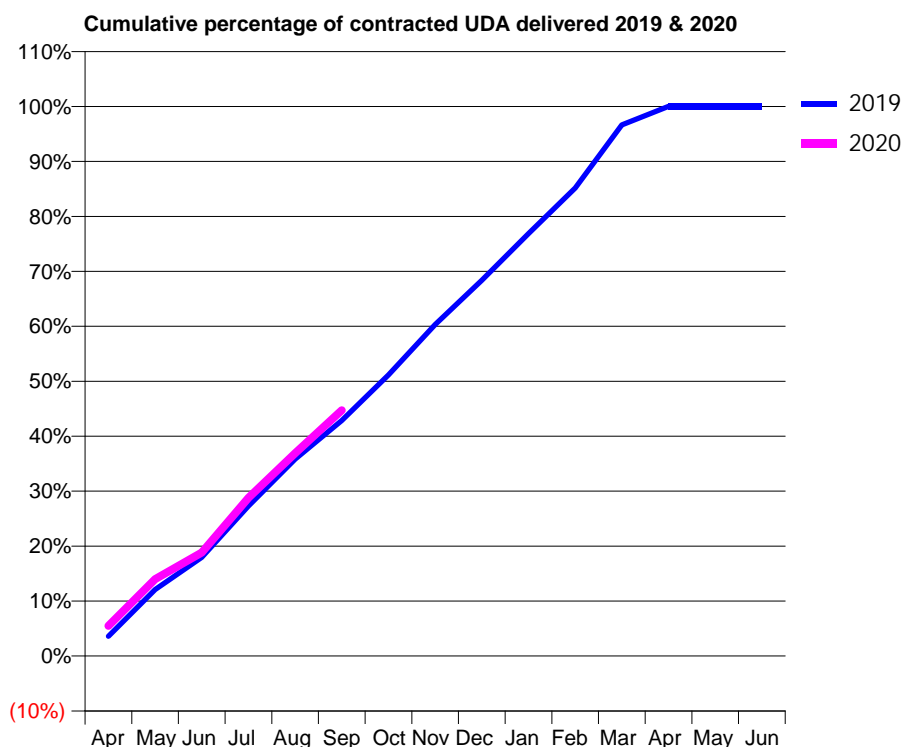
19/20 Contracted general activity (UDA)	23,733
Carry forward general activity (UDA)	-5
19/20 Contracted orthodontic activity (UOA)	0
Carry forward orthodontic activity (UOA)	0
Baseline contract value	£667,155.46

ACCESS*

Patients seen in 24 months	Total	Change since previous quarter
Quarter ending September 2018	8,658	
Quarter ending December 2018	8,816	→
Quarter ending March 2019	9,087	↑
Quarter ending June 2019	9,274	↑
Quarter ending September 2019	9,270	→
Variance since September 2018	7.1%	↑



ACTIVITY



Month	Adjusted Scheduled Activity (UDA)	
	2019	2020
April	835	1,307
May	2,810	3,318
June	4,170	4,465
July	6,346	6,835
August	8,326	8,765
September	9,954	10,611
October	11,885	
November	14,016	
December	15,884	
January	17,860	
February	19,784	
March	22,456	
April	23,238	
May	23,239	
June	23,239	

QUALITY

	Quantity	Base Number	Contract	AT	Region	England
% of FP17s for the same patient ID Re-attending within 3 months - Children	130	1,707	7.6%	9.6%	11.3%	11.5%
% of FP17s for the same patient ID Re-attending within 3 months - Adults	708	5,561	12.7%	12.9%	14.7%	15.4%
% of FP17s for the same patient ID Re-attending between 3 & 9 months - Children	1,197	1,707	70.1%	61.1%	60.8%	59.7%
% of FP17s for the same patient ID Re-attending between 3 & 9 months - Adults	2,752	5,561	49.5%	55.2%	52.8%	51.7%
% of FP17s for Band 1 Urgent Courses	396	6,286	6.3%	7.6%	8.2%	9.2%
% of FP17s Relating to Free Repair or Replacements	116	6,286	1.8%	0.8%	0.7%	0.7%
% of FP17s Relating to Continuations	76	6,286	1.2%	0.8%	0.8%	0.8%
% of Patients satisfied with the dentistry they have received	5	5	N/A	93.1%	93.2%	93.5%
% of Patients satisfied with the time they had to wait for an appointment	4	5	N/A	89.9%	88.5%	87.4%

* This is based on patients treated on this contract for their most recent course of treatment. Figures in italics indicate the base number of FP17s or Patient Questionnaire responses are less than 100. N/A is shown where the base number of responses is less than 10 during the period. % is calculated as Quantity/Base number*100

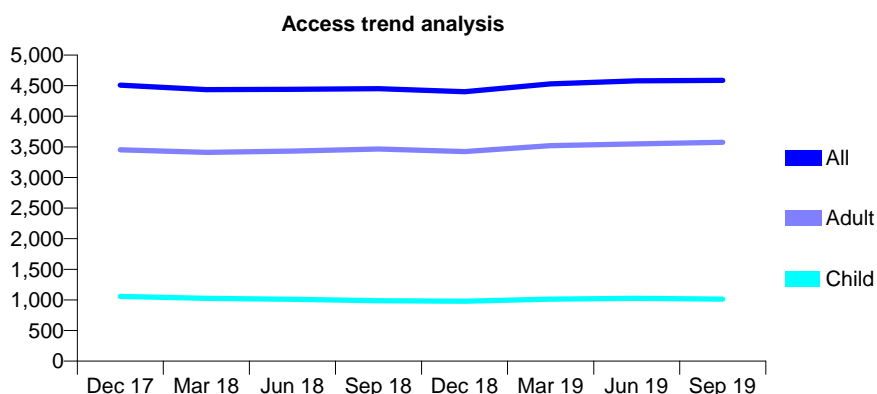
Q60 - Vital Signs At a Glance Contract Report for 338524/0001 - September 2019

Name or company name	MR M SEGAL
Contract type name	GDS Contract
Purpose of contract	General
Contract start date	01/04/2006
Contract end date	

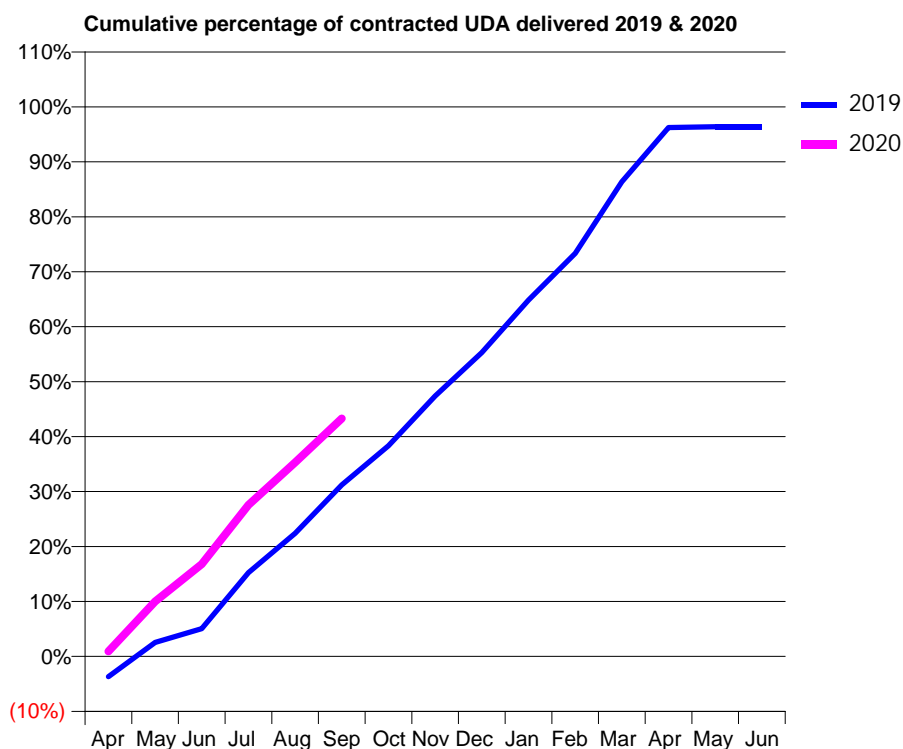
19/20 Contracted general activity (UDA)	15,000
Carry forward general activity (UDA)	544
19/20 Contracted orthodontic activity (UOA)	0
Carry forward orthodontic activity (UOA)	0
Baseline contract value	£384,687.48

ACCESS*

Patients seen in 24 months	Total	Change since previous quarter
Quarter ending September 2018	4,452	
Quarter ending December 2018	4,403	↓
Quarter ending March 2019	4,531	↑
Quarter ending June 2019	4,578	→
Quarter ending September 2019	4,588	→
Variance since September 2018	3.1%	↑



ACTIVITY



Month	2019	2020
April	-556	142
May	384	1,503
June	758	2,518
July	2,286	4,134
August	3,361	5,299
September	4,678	6,491
October	5,751	
November	7,111	
December	8,294	
January	9,723	
February	11,002	
March	12,955	
April	14,434	
May	14,455	
June	14,455	

QUALITY

	Quantity	Base Number	Contract	AT	Region	England
% of FP17s for the same patient ID Re-attending within 3 months - Children	64	716	8.9%	9.6%	11.3%	11.5%
% of FP17s for the same patient ID Re-attending within 3 months - Adults	400	2,286	17.5%	12.9%	14.7%	15.4%
% of FP17s for the same patient ID Re-attending between 3 & 9 months - Children	377	716	52.7%	61.1%	60.8%	59.7%
% of FP17s for the same patient ID Re-attending between 3 & 9 months - Adults	864	2,286	37.8%	55.2%	52.8%	51.7%
% of FP17s for Band 1 Urgent Courses	337	2,576	13.1%	7.6%	8.2%	9.2%
% of FP17s Relating to Free Repair or Replacements	66	2,576	2.6%	0.8%	0.7%	0.7%
% of FP17s Relating to Continuations	14	2,576	0.5%	0.8%	0.8%	0.8%
% of Patients satisfied with the dentistry they have received	2	2	N/A	93.1%	93.2%	93.5%
% of Patients satisfied with the time they had to wait for an appointment	2	2	N/A	89.9%	88.5%	87.4%

* This is based on patients treated on this contract for their most recent course of treatment. Figures in italics indicate the base number of FP17s or Patient Questionnaire responses are less than 100. N/A is shown where the base number of responses is less than 10 during the period. % is calculated as Quantity/Base number*100

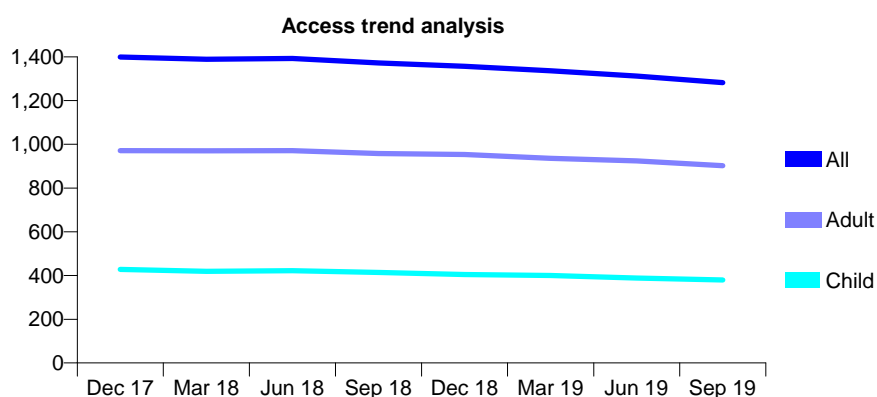
Q60 - Vital Signs At a Glance Contract Report for 353736/0001 - September 2019

Name or company name	MRS S SINGH
Contract type name	GDS Contract
Purpose of contract	General
Contract start date	05/05/2009
Contract end date	

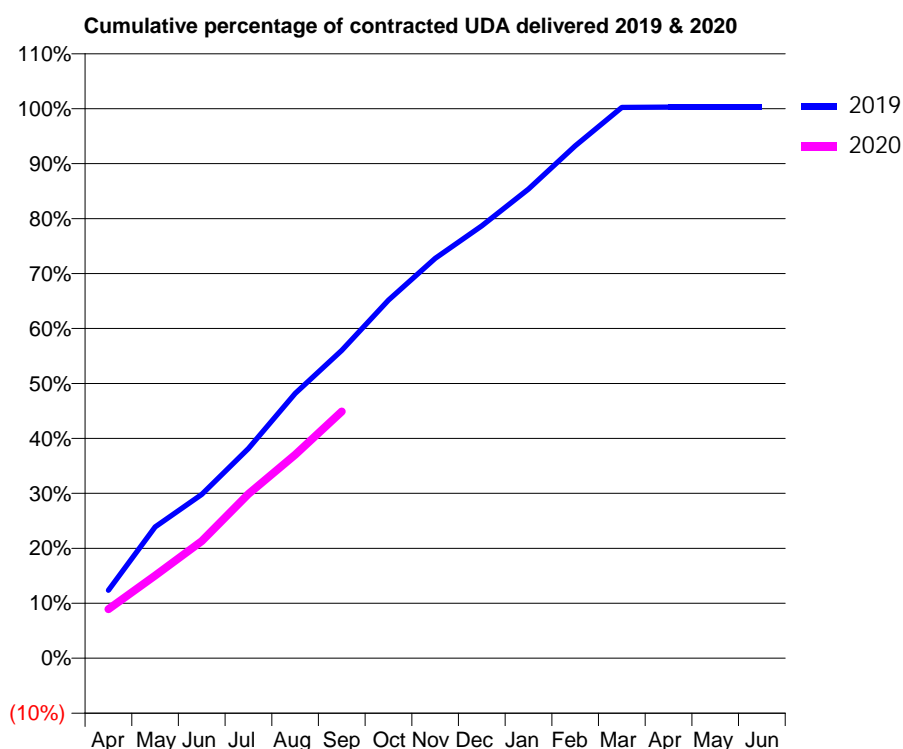
19/20 Contracted general activity (UDA)	3,544
Carry forward general activity (UDA)	-10
19/20 Contracted orthodontic activity (UOA)	0
Carry forward orthodontic activity (UOA)	0
Baseline contract value	£83,598.24

ACCESS*

Patients seen in 24 months	Total	Change since previous quarter
Quarter ending September 2018	1,372	
Quarter ending December 2018	1,357	↓
Quarter ending March 2019	1,336	↓
Quarter ending June 2019	1,312	↓
Quarter ending September 2019	1,282	↓
Variance since September 2018	(6.6%)	↓



ACTIVITY



Month	2019	2020
April	438	317
May	847	533
June	1,056	755
July	1,353	1,059
August	1,708	1,312
September	1,986	1,592
October	2,310	
November	2,579	
December	2,789	
January	3,026	
February	3,303	
March	3,553	
April	3,554	
May	3,554	
June	3,554	

QUALITY

	Quantity	Base Number	Contract	AT	Region	England
% of FP17s for the same patient ID Re-attending within 3 months - Children	36	379	9.5%	9.6%	11.3%	11.5%
% of FP17s for the same patient ID Re-attending within 3 months - Adults	84	739	11.4%	12.9%	14.7%	15.4%
% of FP17s for the same patient ID Re-attending between 3 & 9 months - Children	272	379	71.8%	61.1%	60.8%	59.7%
% of FP17s for the same patient ID Re-attending between 3 & 9 months - Adults	473	739	64.0%	55.2%	52.8%	51.7%
% of FP17s for Band 1 Urgent Courses	59	1,117	5.3%	7.6%	8.2%	9.2%
% of FP17s Relating to Free Repair or Replacements	4	1,117	0.4%	0.8%	0.7%	0.7%
% of FP17s Relating to Continuations	1	1,117	0.1%	0.8%	0.8%	0.8%
% of Patients satisfied with the dentistry they have received	0	0	N/A	93.1%	93.2%	93.5%
% of Patients satisfied with the time they had to wait for an appointment	0	0	N/A	89.9%	88.5%	87.4%

* This is based on patients treated on this contract for their most recent course of treatment.

Figures in italics indicate the base number of FP17s or Patient Questionnaire responses are less than 100. N/A is shown where the base number of responses is less than 10 during the period. % is calculated as Quantity/Base number*100

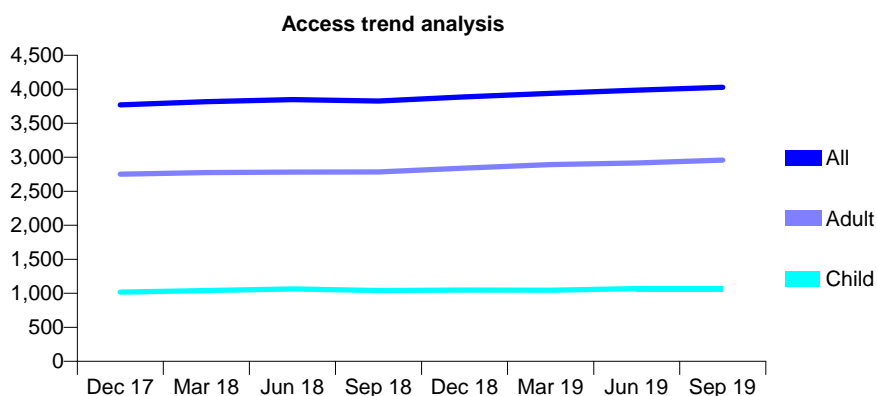
Q60 - Vital Signs At a Glance Contract Report for 359920/0002 - September 2019

Name or company name	MR TJ RATLABYANE
Contract type name	GDS Contract
Purpose of contract	General
Contract start date	01/12/2006
Contract end date	

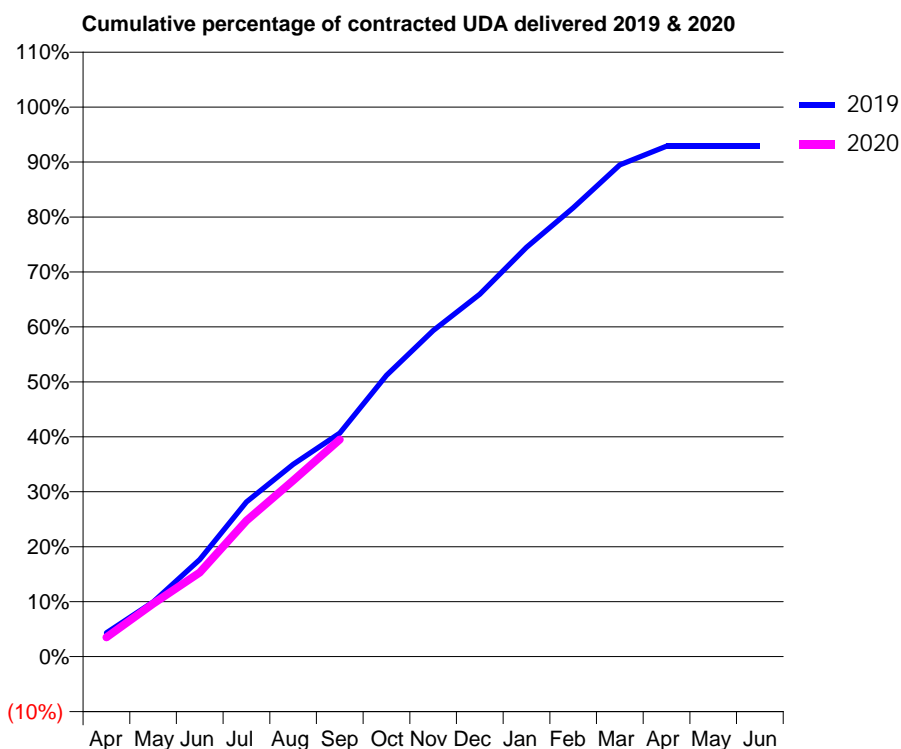
19/20 Contracted general activity (UDA)	15,516
Carry forward general activity (UDA)	0
19/20 Contracted orthodontic activity (UOA)	0
Carry forward orthodontic activity (UOA)	0
Baseline contract value	£408,022.55

ACCESS*

Patients seen in 24 months	Total	Change since previous quarter
Quarter ending September 2018	3,827	
Quarter ending December 2018	3,889	→
Quarter ending March 2019	3,940	→
Quarter ending June 2019	3,987	→
Quarter ending September 2019	4,028	→
Variance since September 2018	5.3%	↑



ACTIVITY



Month	Adjusted Scheduled Activity (UDA)	
	2019	2020
April	671	544
May	1,541	1,492
June	2,738	2,372
July	4,365	3,839
August	5,431	4,971
September	6,309	6,133
October	7,943	
November	9,209	
December	10,233	
January	11,558	
February	12,672	
March	13,886	
April	14,413	
May	14,413	
June	14,413	

QUALITY

	Quantity	Base Number	Contract	AT	Region	England
% of FP17s for the same patient ID Re-attending within 3 months - Children	32	740	4.3%	9.6%	11.3%	11.5%
% of FP17s for the same patient ID Re-attending within 3 months - Adults	256	2,121	12.1%	12.9%	14.7%	15.4%
% of FP17s for the same patient ID Re-attending between 3 & 9 months - Children	474	740	64.1%	61.1%	60.8%	59.7%
% of FP17s for the same patient ID Re-attending between 3 & 9 months - Adults	1,385	2,121	65.3%	55.2%	52.8%	51.7%
% of FP17s for Band 1 Urgent Courses	122	2,660	4.6%	7.6%	8.2%	9.2%
% of FP17s Relating to Free Repair or Replacements	21	2,660	0.8%	0.8%	0.7%	0.7%
% of FP17s Relating to Continuations	9	2,660	0.3%	0.8%	0.8%	0.8%
% of Patients satisfied with the dentistry they have received	2	2	N/A	93.1%	93.2%	93.5%
% of Patients satisfied with the time they had to wait for an appointment	2	2	N/A	89.9%	88.5%	87.4%

* This is based on patients treated on this contract for their most recent course of treatment. Figures in italics indicate the base number of FP17s or Patient Questionnaire responses are less than 100. N/A is shown where the base number of responses is less than 10 during the period. % is calculated as Quantity/Base number*100

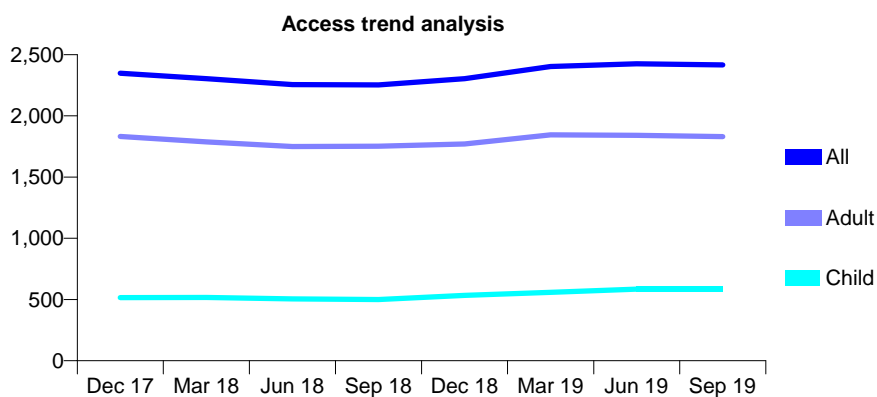
Q60 - Vital Signs At a Glance Contract Report for 361747/0001 - September 2019

Name or company name	MRS NK SUNNER
Contract type name	GDS Contract
Purpose of contract	General and Orthodontic
Contract start date	01/06/2015
Contract end date	

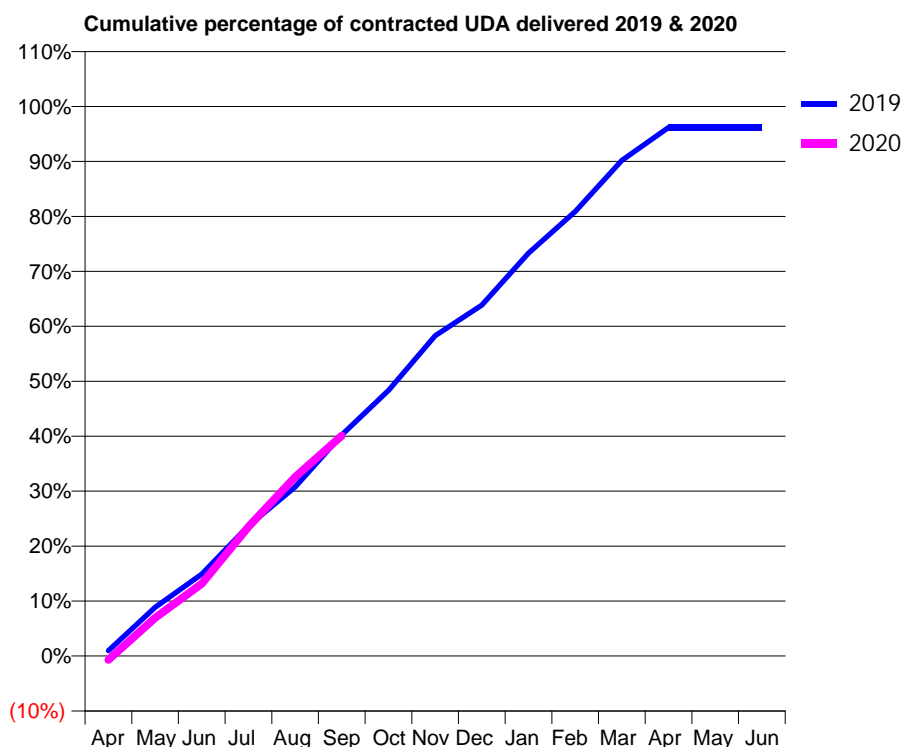
19/20 Contracted general activity (UDA)	6,987
Carry forward general activity (UDA)	267
19/20 Contracted orthodontic activity (UOA)	214
Carry forward orthodontic activity (UOA)	-3
Baseline contract value	£190,865.27

ACCESS*

Patients seen in 24 months	Total	Change since previous quarter
Quarter ending September 2018	2,253	
Quarter ending December 2018	2,305	↑
Quarter ending March 2019	2,404	↑
Quarter ending June 2019	2,425	→
Quarter ending September 2019	2,417	→
Variance since September 2018	7.3%	↑



ACTIVITY



Month	Adjusted Scheduled Activity (UDA)	
	2019	2020
April	69	-51
May	620	486
June	1,041	918
July	1,656	1,644
August	2,150	2,277
September	2,810	2,801
October	3,377	
November	4,073	
December	4,462	
January	5,123	
February	5,652	
March	6,301	
April	6,720	
May	6,721	
June	6,720	

QUALITY

	Quantity	Base Number	Contract	AT	Region	England
% of FP17s for the same patient ID Re-attending within 3 months - Children	32	571	5.6%	9.6%	11.3%	11.5%
% of FP17s for the same patient ID Re-attending within 3 months - Adults	173	1,433	12.1%	12.9%	14.7%	15.4%
% of FP17s for the same patient ID Re-attending between 3 & 9 months - Children	371	571	65.0%	61.1%	60.8%	59.7%
% of FP17s for the same patient ID Re-attending between 3 & 9 months - Adults	927	1,433	64.7%	55.2%	52.8%	51.7%
% of FP17s for Band 1 Urgent Courses	93	1,811	5.1%	7.6%	8.2%	9.2%
% of FP17s Relating to Free Repair or Replacements	26	1,811	1.4%	0.8%	0.7%	0.7%
% of FP17s Relating to Continuations	13	1,811	0.7%	0.8%	0.8%	0.8%
% of Patients satisfied with the dentistry they have received	1	2	N/A	93.1%	93.2%	93.5%
% of Patients satisfied with the time they had to wait for an appointment	2	2	N/A	89.9%	88.5%	87.4%

* This is based on patients treated on this contract for their most recent course of treatment. Figures in italics indicate the base number of FP17s or Patient Questionnaire responses are less than 100. N/A is shown where the base number of responses is less than 10 during the period. % is calculated as Quantity/Base number*100

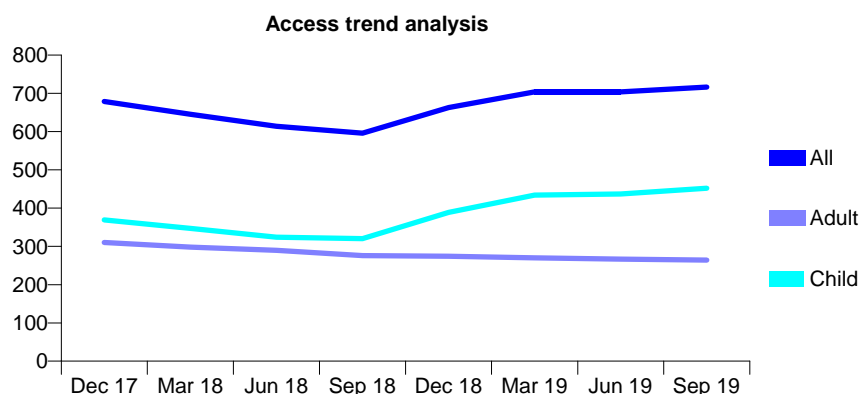
Q60 - Vital Signs At a Glance Contract Report for 532312/0001 - September 2019

Name or company name	MR GG WU
Contract type name	GDS Contract
Purpose of contract	General
Contract start date	01/08/2013
Contract end date	

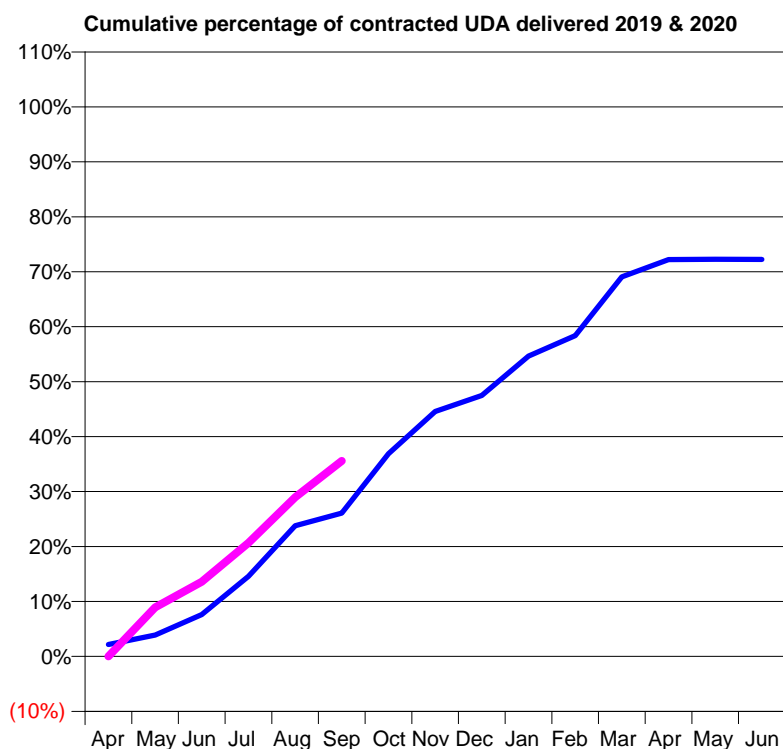
19/20 Contracted general activity (UDA)	2,326
Carry forward general activity (UDA)	0
19/20 Contracted orthodontic activity (UOA)	0
Carry forward orthodontic activity (UOA)	0
Baseline contract value	£53,924.25

ACCESS*

Patients seen in 24 months	Total	Change since previous quarter
Quarter ending September 2018	596	
Quarter ending December 2018	663	↑
Quarter ending March 2019	704	↑
Quarter ending June 2019	704	→
Quarter ending September 2019	716	→
Variance since September 2018	20.1%	↑



ACTIVITY



Month	2019	2020
April	50	0
May	91	208
June	177	316
July	339	480
August	553	674
September	607	827
October	858	
November	1,036	
December	1,104	
January	1,271	
February	1,358	
March	1,606	
April	1,679	
May	1,681	
June	1,680	

QUALITY

	Quantity	Base Number	Contract	AT	Region	England
% of FP17s for the same patient ID Re-attending within 3 months - Children	37	401	9.2%	9.6%	11.3%	11.5%
% of FP17s for the same patient ID Re-attending within 3 months - Adults	23	215	10.7%	12.9%	14.7%	15.4%
% of FP17s for the same patient ID Re-attending between 3 & 9 months - Children	254	401	63.3%	61.1%	60.8%	59.7%
% of FP17s for the same patient ID Re-attending between 3 & 9 months - Adults	158	215	73.5%	55.2%	52.8%	51.7%
% of FP17s for Band 1 Urgent Courses	20	580	3.4%	7.6%	8.2%	9.2%
% of FP17s Relating to Free Repair or Replacements	0	580	0.0%	0.8%	0.7%	0.7%
% of FP17s Relating to Continuations	1	580	0.2%	0.8%	0.8%	0.8%
% of Patients satisfied with the dentistry they have received	2	2	N/A	93.1%	93.2%	93.5%
% of Patients satisfied with the time they had to wait for an appointment	2	2	N/A	89.9%	88.5%	87.4%

* This is based on patients treated on this contract for their most recent course of treatment. Figures in italics indicate the base number of FP17s or Patient Questionnaire responses are less than 100. N/A is shown where the base number of responses is less than 10 during the period. % is calculated as Quantity/Base number*100

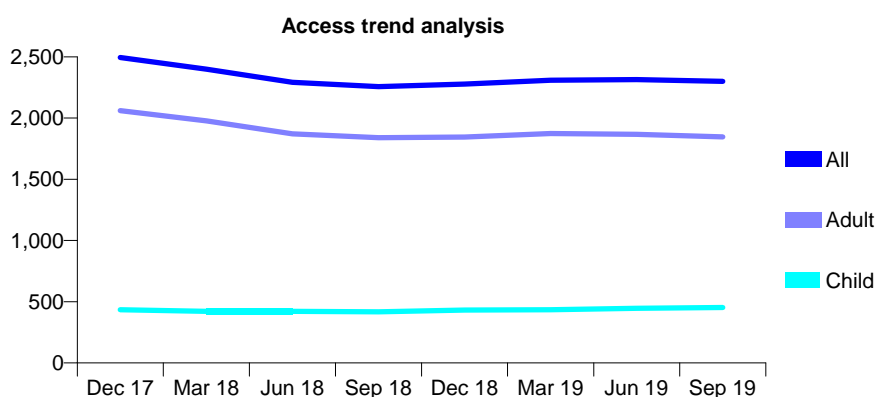
Q60 - Vital Signs At a Glance Contract Report for 567477/0001 - September 2019

Name or company name	Z Raza Dental Surgeon
Contract type name	GDS Contract
Purpose of contract	General
Contract start date	01/04/2006
Contract end date	

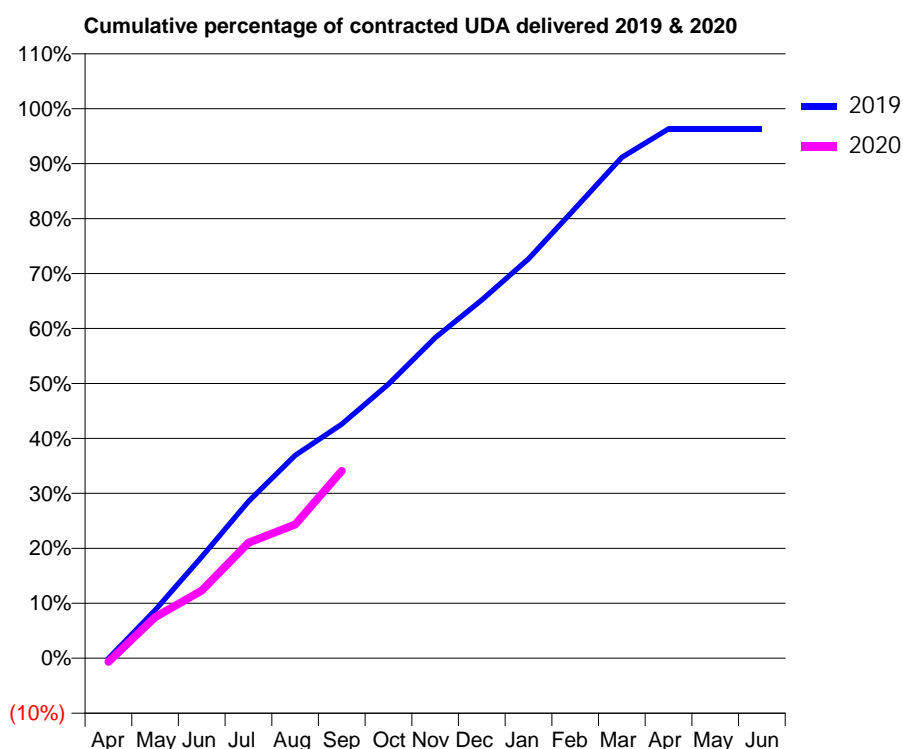
19/20 Contracted general activity (UDA)	10,500
Carry forward general activity (UDA)	385
19/20 Contracted orthodontic activity (UOA)	0
Carry forward orthodontic activity (UOA)	0
Baseline contract value	£243,911.45

ACCESS*

Patients seen in 24 months	Total	Change since previous quarter
Quarter ending September 2018	2,257	
Quarter ending December 2018	2,277	→
Quarter ending March 2019	2,309	→
Quarter ending June 2019	2,314	→
Quarter ending September 2019	2,300	→
Variance since September 2018	1.9%	→



ACTIVITY



Month	Adjusted Scheduled Activity (UDA)	
	2019	2020
April	-6	-69
May	920	785
June	1,937	1,293
July	2,994	2,209
August	3,878	2,555
September	4,474	3,579
October	5,238	
November	6,124	
December	6,845	
January	7,629	
February	8,597	
March	9,570	
April	10,115	
May	10,115	
June	10,115	

QUALITY

	Quantity	Base Number	Contract	AT	Region	England
% of FP17s for the same patient ID Re-attending within 3 months - Children	24	320	7.5%	9.6%	11.3%	11.5%
% of FP17s for the same patient ID Re-attending within 3 months - Adults	321	1,355	23.7%	12.9%	14.7%	15.4%
% of FP17s for the same patient ID Re-attending between 3 & 9 months - Children	184	320	57.5%	61.1%	60.8%	59.7%
% of FP17s for the same patient ID Re-attending between 3 & 9 months - Adults	671	1,355	49.5%	55.2%	52.8%	51.7%
% of FP17s for Band 1 Urgent Courses	73	1,528	4.8%	7.6%	8.2%	9.2%
% of FP17s Relating to Free Repair or Replacements	45	1,528	2.9%	0.8%	0.7%	0.7%
% of FP17s Relating to Continuations	20	1,528	1.3%	0.8%	0.8%	0.8%
% of Patients satisfied with the dentistry they have received	2	2	N/A	93.1%	93.2%	93.5%
% of Patients satisfied with the time they had to wait for an appointment	2	2	N/A	89.9%	88.5%	87.4%

* This is based on patients treated on this contract for their most recent course of treatment.

Figures in italics indicate the base number of FP17s or Patient Questionnaire responses are less than 100. N/A is shown where the base number of responses is less than 10 during the period. % is calculated as Quantity/Base number*100

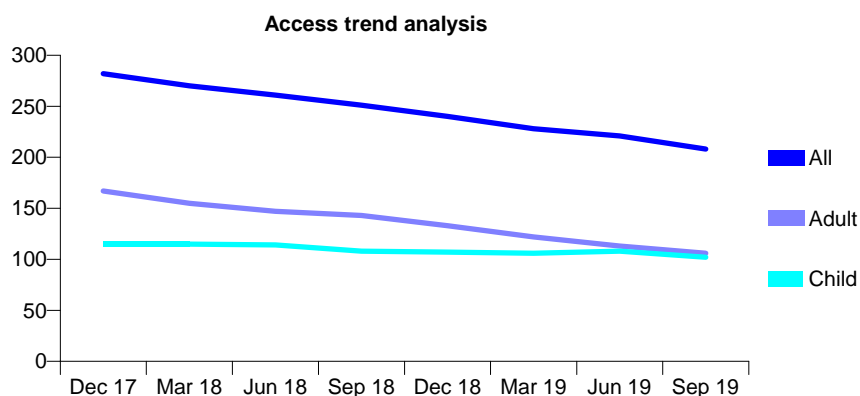
Q60 - Vital Signs At a Glance Contract Report for 571504/0001 - September 2019

Name or company name	MR IG HUTCHINGS
Contract type name	GDS Contract
Purpose of contract	General
Contract start date	01/04/2006
Contract end date	

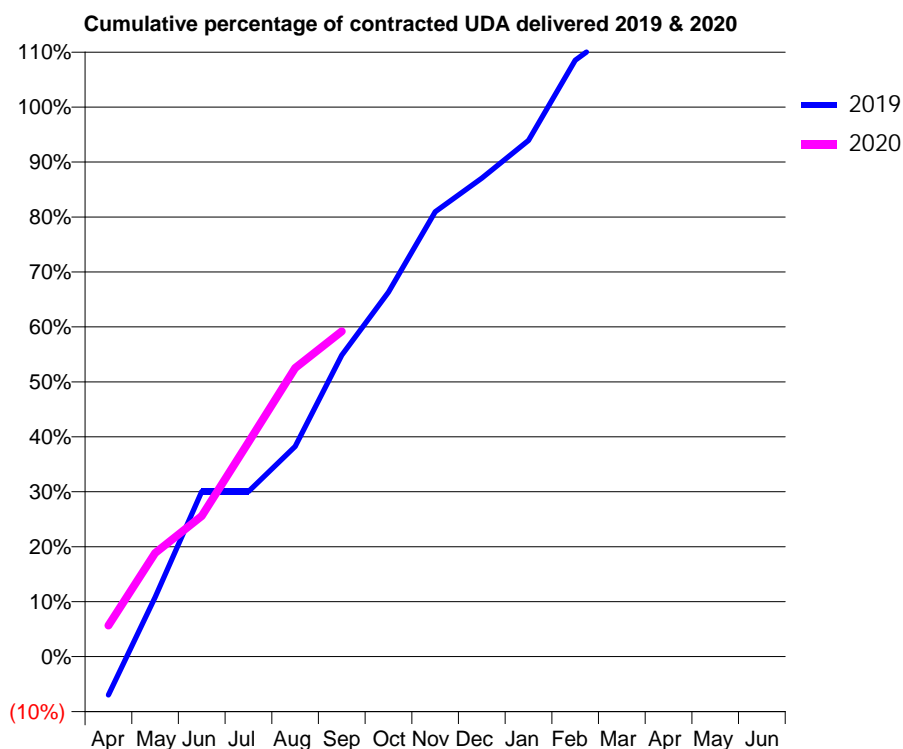
19/20 Contracted general activity (UDA)	300
Carry forward general activity (UDA)	-6
19/20 Contracted orthodontic activity (UOA)	0
Carry forward orthodontic activity (UOA)	0
Baseline contract value	£6,500.81

ACCESS*

Patients seen in 24 months	Total	Change since previous quarter
Quarter ending September 2018	251	
Quarter ending December 2018	240	↓
Quarter ending March 2019	228	↓
Quarter ending June 2019	221	↓
Quarter ending September 2019	208	↓
Variance since September 2018	(17.1%)	↓



ACTIVITY



Month	Adjusted Scheduled Activity (UDA)	
	2019	2020
April	-21	17
May	32	57
June	90	77
July	90	117
August	115	158
September	165	178
October	199	
November	243	
December	261	
January	282	
February	326	
March	344	
April	359	
May	359	
June	359	

QUALITY

	Quantity	Base Number	Contract	AT	Region	England
% of FP17s for the same patient ID Re-attending within 3 months - Children	3	76	3.9%	9.6%	11.3%	11.5%
% of FP17s for the same patient ID Re-attending within 3 months - Adults	5	65	7.7%	12.9%	14.7%	15.4%
% of FP17s for the same patient ID Re-attending between 3 & 9 months - Children	46	76	60.5%	61.1%	60.8%	59.7%
% of FP17s for the same patient ID Re-attending between 3 & 9 months - Adults	42	65	64.6%	55.2%	52.8%	51.7%
% of FP17s for Band 1 Urgent Courses	13	129	10.1%	7.6%	8.2%	9.2%
% of FP17s Relating to Free Repair or Replacements	0	129	0.0%	0.8%	0.7%	0.7%
% of FP17s Relating to Continuations	0	129	0.0%	0.8%	0.8%	0.8%
% of Patients satisfied with the dentistry they have received	0	0	N/A	93.1%	93.2%	93.5%
% of Patients satisfied with the time they had to wait for an appointment	0	0	N/A	89.9%	88.5%	87.4%

* This is based on patients treated on this contract for their most recent course of treatment. Figures in italics indicate the base number of FP17s or Patient Questionnaire responses are less than 100. N/A is shown where the base number of responses is less than 10 during the period. % is calculated as Quantity/Base number*100

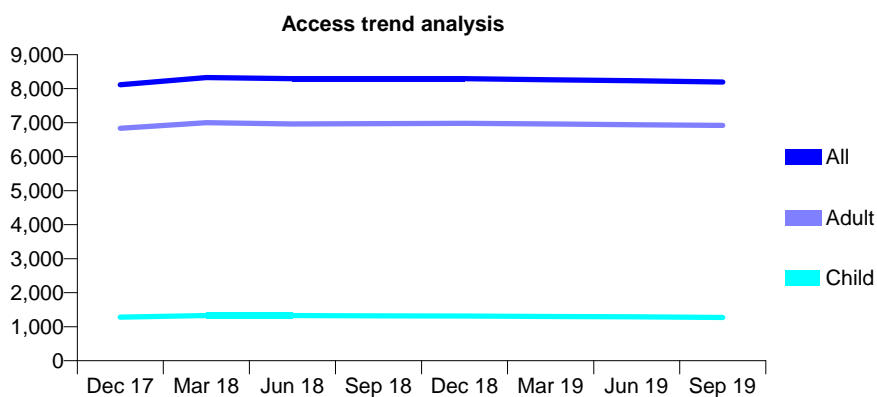
Q60 - Vital Signs At a Glance Contract Report for 572187/0002 - September 2019

Name or company name	Mr Vipin Allen & Mr Peter Phillips
Contract type name	GDS Contract
Purpose of contract	General
Contract start date	01/05/2013
Contract end date	

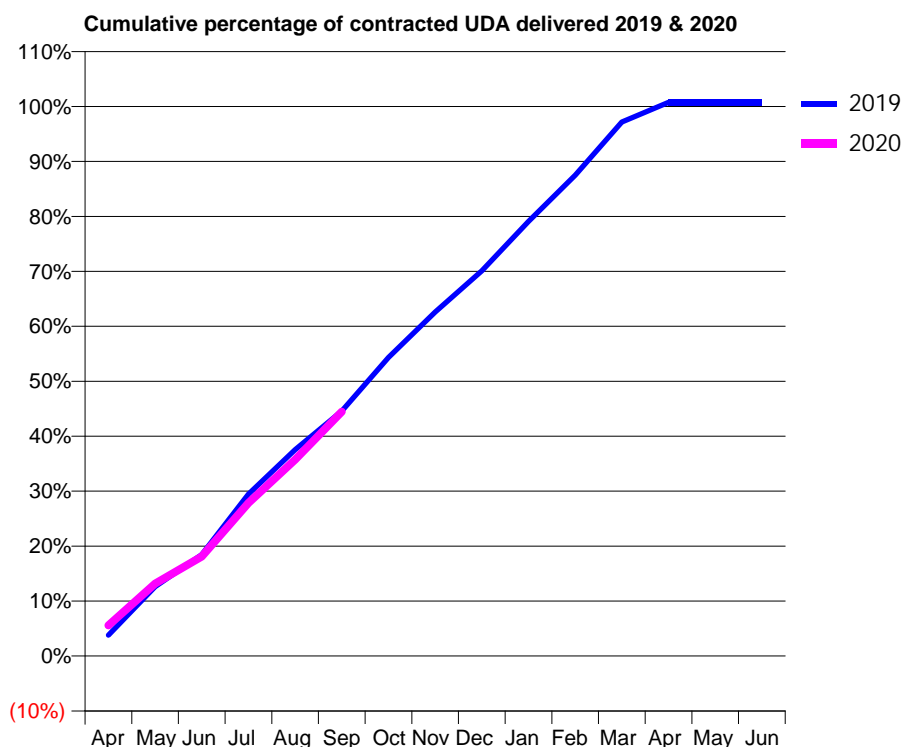
19/20 Contracted general activity (UDA)	25,619
Carry forward general activity (UDA)	-189
19/20 Contracted orthodontic activity (UOA)	0
Carry forward orthodontic activity (UOA)	0
Baseline contract value	£634,960.99

ACCESS*

Patients seen in 24 months	Total	Change since previous quarter
Quarter ending September 2018	8,291	
Quarter ending December 2018	8,297	→
Quarter ending March 2019	8,261	→
Quarter ending June 2019	8,235	→
Quarter ending September 2019	8,193	→
Variance since September 2018	(1.2%)	↓



ACTIVITY



Month	Adjusted Scheduled Activity (UDA)	
	2019	2020
April	975	1,425
May	3,233	3,378
June	4,729	4,636
July	7,546	7,141
August	9,619	9,158
September	11,419	11,394
October	13,917	
November	16,039	
December	17,951	
January	20,257	
February	22,413	
March	24,892	
April	25,808	
May	25,808	
June	25,808	

QUALITY

	Quantity	Base Number	Contract	AT	Region	England
% of FP17s for the same patient ID Re-attending within 3 months - Children	138	1,638	8.4%	9.6%	11.3%	11.5%
% of FP17s for the same patient ID Re-attending within 3 months - Adults	849	5,938	14.3%	12.9%	14.7%	15.4%
% of FP17s for the same patient ID Re-attending between 3 & 9 months - Children	1,357	1,638	82.8%	61.1%	60.8%	59.7%
% of FP17s for the same patient ID Re-attending between 3 & 9 months - Adults	4,288	5,938	72.2%	55.2%	52.8%	51.7%
% of FP17s for Band 1 Urgent Courses	538	7,065	7.6%	7.6%	8.2%	9.2%
% of FP17s Relating to Free Repair or Replacements	96	7,065	1.4%	0.8%	0.7%	0.7%
% of FP17s Relating to Continuations	112	7,065	1.6%	0.8%	0.8%	0.8%
% of Patients satisfied with the dentistry they have received	5	5	N/A	93.1%	93.2%	93.5%
% of Patients satisfied with the time they had to wait for an appointment	5	5	N/A	89.9%	88.5%	87.4%

* This is based on patients treated on this contract for their most recent course of treatment. Figures in italics indicate the base number of FP17s or Patient Questionnaire responses are less than 100. N/A is shown where the base number of responses is less than 10 during the period. % is calculated as Quantity/Base number*100

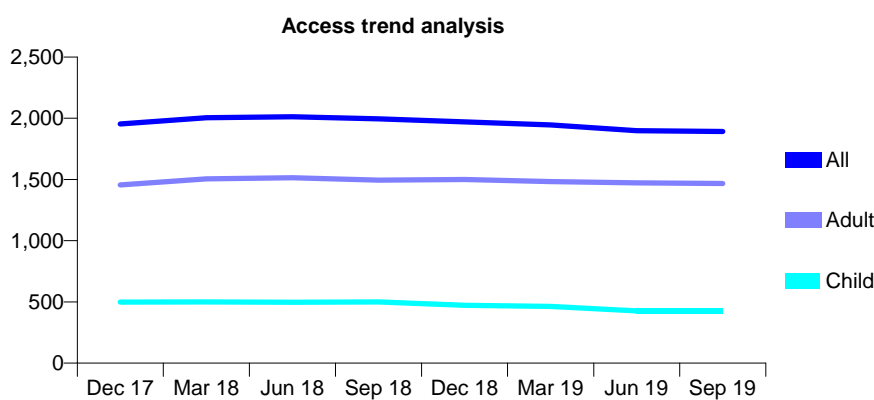
Q60 - Vital Signs At a Glance Contract Report for 574880/0001 - September 2019

Name or company name	St Mary's Dental Practice Partnership
Contract type name	GDS Contract
Purpose of contract	General and Orthodontic
Contract start date	01/04/2006
Contract end date	

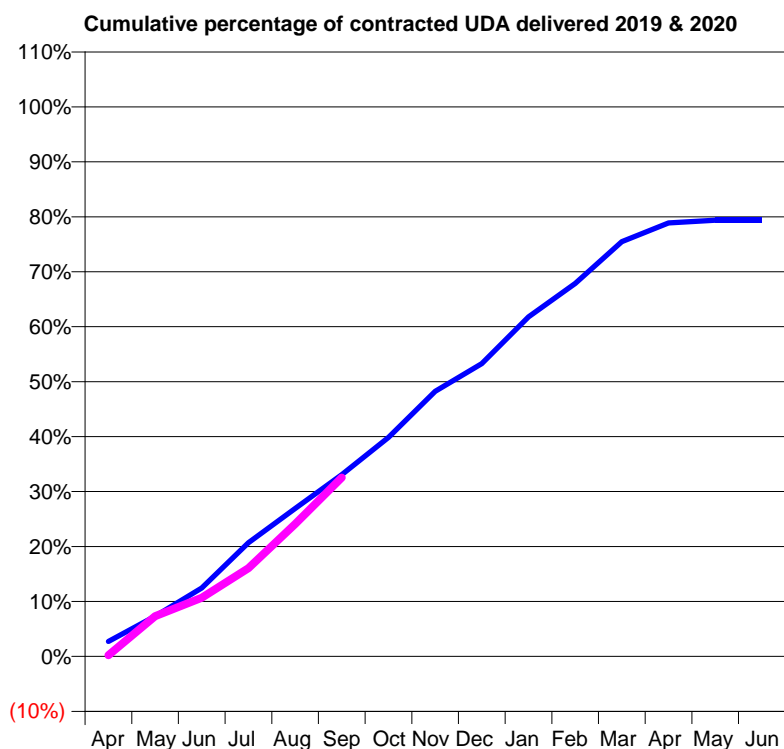
19/20 Contracted general activity (UDA)	6,462
Carry forward general activity (UDA)	0
19/20 Contracted orthodontic activity (UOA)	1,462
Carry forward orthodontic activity (UOA)	0
Baseline contract value	£216,321.61

ACCESS*

Patients seen in 24 months	Total	Change since previous quarter
Quarter ending September 2018	1,995	
Quarter ending December 2018	1,971	↓
Quarter ending March 2019	1,946	↓
Quarter ending June 2019	1,898	↓
Quarter ending September 2019	1,893	→
Variance since September 2018	(5.1%)	↓



ACTIVITY



Month	2019	2020
April	177	15
May	475	474
June	806	690
July	1,336	1,038
August	1,739	1,558
September	2,137	2,104
October	2,575	
November	3,118	
December	3,442	
January	3,994	
February	4,385	
March	4,877	
April	5,098	
May	5,128	
June	5,129	

QUALITY

	Quantity	Base Number	Contract	AT	Region	England
% of FP17s for the same patient ID Re-attending within 3 months - Children	13	280	4.6%	9.6%	11.3%	11.5%
% of FP17s for the same patient ID Re-attending within 3 months - Adults	126	925	13.6%	12.9%	14.7%	15.4%
% of FP17s for the same patient ID Re-attending between 3 & 9 months - Children	121	280	43.2%	61.1%	60.8%	59.7%
% of FP17s for the same patient ID Re-attending between 3 & 9 months - Adults	549	925	59.4%	55.2%	52.8%	51.7%
% of FP17s for Band 1 Urgent Courses	99	1,031	9.6%	7.6%	8.2%	9.2%
% of FP17s Relating to Free Repair or Replacements	6	1,031	0.6%	0.8%	0.7%	0.7%
% of FP17s Relating to Continuations	9	1,031	0.9%	0.8%	0.8%	0.8%
% of Patients satisfied with the dentistry they have received	1	1	N/A	93.1%	93.2%	93.5%
% of Patients satisfied with the time they had to wait for an appointment	1	1	N/A	89.9%	88.5%	87.4%

* This is based on patients treated on this contract for their most recent course of treatment. Figures in italics indicate the base number of FP17s or Patient Questionnaire responses are less than 100. N/A is shown where the base number of responses is less than 10 during the period. % is calculated as Quantity/Base number*100

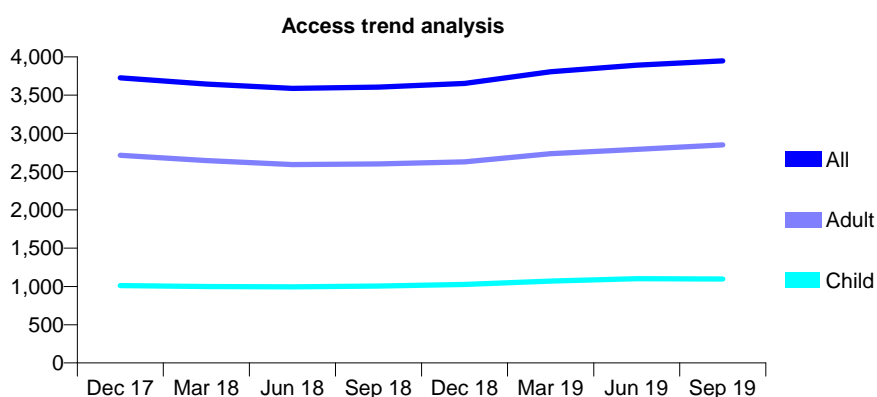
Q60 - Vital Signs At a Glance Contract Report for 575917/0001 - September 2019

Name or company name	Ambleside Dental Practice
Contract type name	GDS Contract
Purpose of contract	General
Contract start date	01/04/2006
Contract end date	

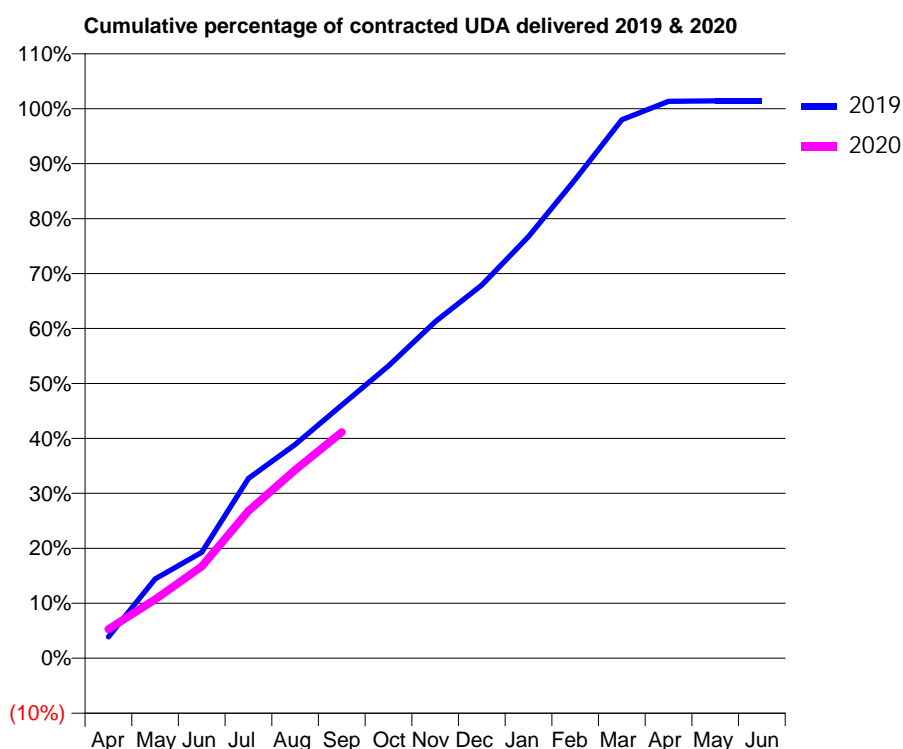
19/20 Contracted general activity (UDA)	14,620
Carry forward general activity (UDA)	-194
19/20 Contracted orthodontic activity (UOA)	0
Carry forward orthodontic activity (UOA)	0
Baseline contract value	£468,530.81

ACCESS*

Patients seen in 24 months	Total	Change since previous quarter
Quarter ending September 2018	3,606	
Quarter ending December 2018	3,653	→
Quarter ending March 2019	3,806	↑
Quarter ending June 2019	3,891	↑
Quarter ending September 2019	3,946	→
Variance since September 2018	9.4%	↑



ACTIVITY



Month	2019	2020
April	527	774
May	1,954	1,565
June	2,610	2,444
July	4,431	3,917
August	5,267	5,013
September	6,239	6,017
October	7,204	
November	8,294	
December	9,194	
January	10,390	
February	11,796	
March	13,270	
April	13,720	
May	13,735	
June	13,736	

QUALITY

	Quantity	Base Number	Contract	AT	Region	England
% of FP17s for the same patient ID Re-attending within 3 months - Children	63	877	7.2%	9.6%	11.3%	11.5%
% of FP17s for the same patient ID Re-attending within 3 months - Adults	273	2,145	12.7%	12.9%	14.7%	15.4%
% of FP17s for the same patient ID Re-attending between 3 & 9 months - Children	577	877	65.8%	61.1%	60.8%	59.7%
% of FP17s for the same patient ID Re-attending between 3 & 9 months - Adults	1,197	2,145	55.8%	55.2%	52.8%	51.7%
% of FP17s for Band 1 Urgent Courses	220	2,811	7.8%	7.6%	8.2%	9.2%
% of FP17s Relating to Free Repair or Replacements	14	2,811	0.5%	0.8%	0.7%	0.7%
% of FP17s Relating to Continuations	6	2,811	0.2%	0.8%	0.8%	0.8%
% of Patients satisfied with the dentistry they have received	7	7	N/A	93.1%	93.2%	93.5%
% of Patients satisfied with the time they had to wait for an appointment	7	7	N/A	89.9%	88.5%	87.4%

* This is based on patients treated on this contract for their most recent course of treatment.

Figures in italics indicate the base number of FP17s or Patient Questionnaire responses are less than 100. N/A is shown where the base number of responses is less than 10 during the period. % is calculated as Quantity/Base number*100

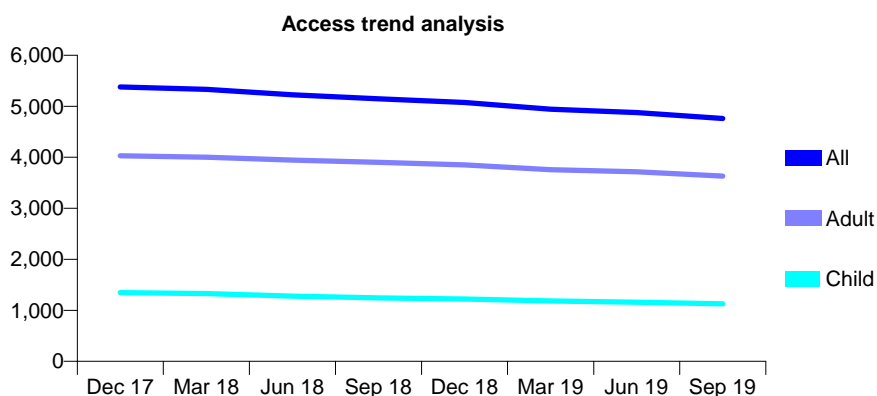
Q60 - Vital Signs At a Glance Contract Report for 577391/0001 - September 2019

Name or company name	MR KW MYERS
Contract type name	GDS Contract
Purpose of contract	General
Contract start date	01/04/2006
Contract end date	

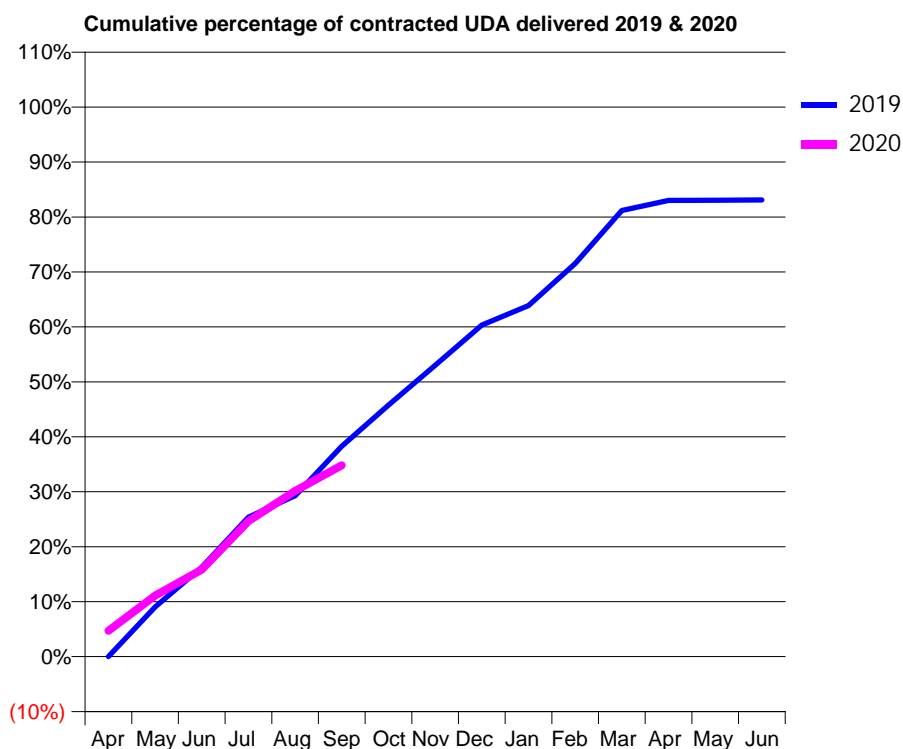
19/20 Contracted general activity (UDA)	14,335
Carry forward general activity (UDA)	0
19/20 Contracted orthodontic activity (UOA)	0
Carry forward orthodontic activity (UOA)	0
Baseline contract value	£411,611.74

ACCESS*

Patients seen in 24 months	Total	Change since previous quarter
Quarter ending September 2018	5,147	
Quarter ending December 2018	5,075	↓
Quarter ending March 2019	4,942	↓
Quarter ending June 2019	4,876	↓
Quarter ending September 2019	4,760	↓
Variance since September 2018	(7.5%)	↓



ACTIVITY



Month	Adjusted Scheduled Activity (UDA)	
	2019	2020
April	0	672
May	1,296	1,592
June	2,333	2,268
July	3,642	3,534
August	4,197	4,322
September	5,488	4,991
October	6,558	
November	7,599	
December	8,648	
January	9,157	
February	10,256	
March	11,638	
April	11,898	
May	11,906	
June	11,913	

QUALITY

	Quantity	Base Number	Contract	AT	Region	England
% of FP17s for the same patient ID Re-attending within 3 months - Children	56	973	5.8%	9.6%	11.3%	11.5%
% of FP17s for the same patient ID Re-attending within 3 months - Adults	381	2,374	16.0%	12.9%	14.7%	15.4%
% of FP17s for the same patient ID Re-attending between 3 & 9 months - Children	760	973	78.1%	61.1%	60.8%	59.7%
% of FP17s for the same patient ID Re-attending between 3 & 9 months - Adults	966	2,374	40.7%	55.2%	52.8%	51.7%
% of FP17s for Band 1 Urgent Courses	249	3,152	7.9%	7.6%	8.2%	9.2%
% of FP17s Relating to Free Repair or Replacements	17	3,152	0.5%	0.8%	0.7%	0.7%
% of FP17s Relating to Continuations	60	3,152	1.9%	0.8%	0.8%	0.8%
% of Patients satisfied with the dentistry they have received	3	3	N/A	93.1%	93.2%	93.5%
% of Patients satisfied with the time they had to wait for an appointment	3	3	N/A	89.9%	88.5%	87.4%

* This is based on patients treated on this contract for their most recent course of treatment. Figures in italics indicate the base number of FP17s or Patient Questionnaire responses are less than 100. N/A is shown where the base number of responses is less than 10 during the period. % is calculated as Quantity/Base number*100

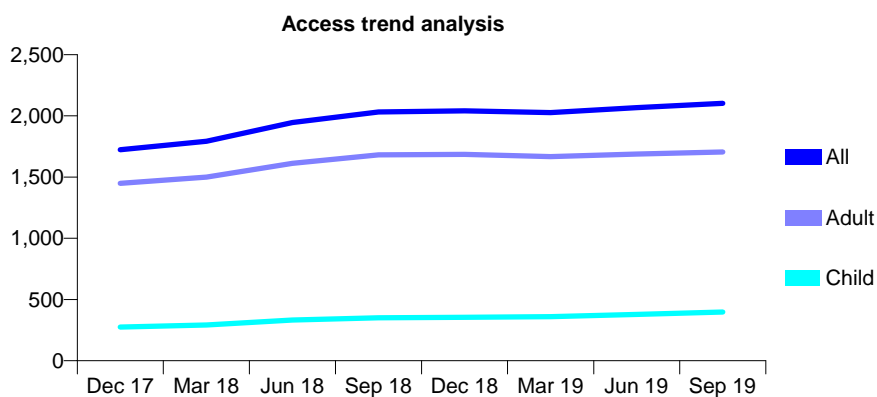
Q60 - Vital Signs At a Glance Contract Report for 604771/0001 - September 2019

Name or company name	MRS AK Chohan
Contract type name	GDS Contract
Purpose of contract	General
Contract start date	09/03/2013
Contract end date	

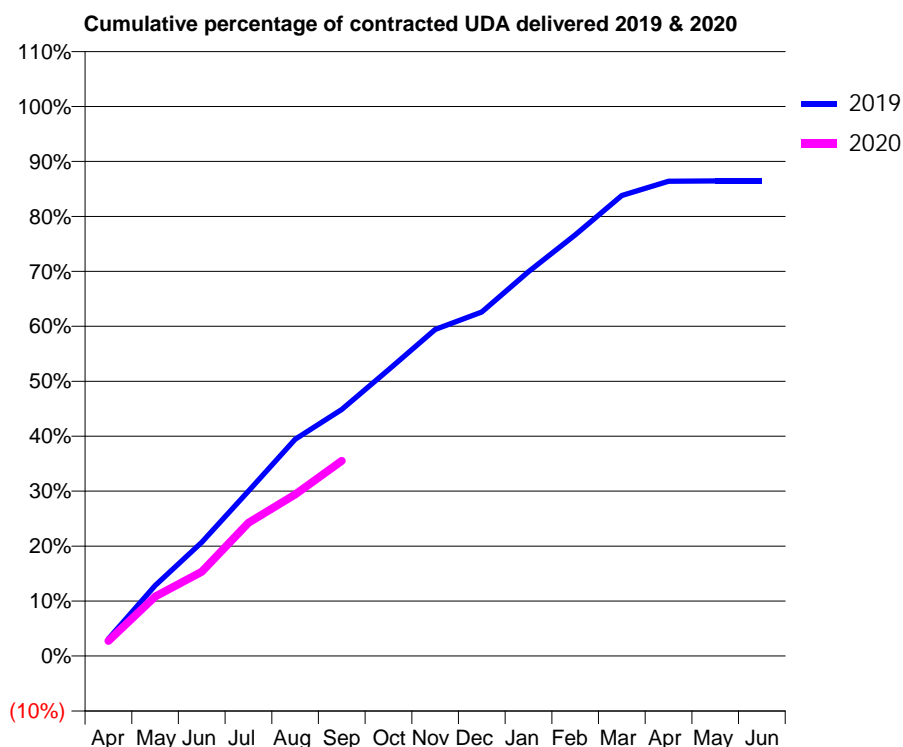
19/20 Contracted general activity (UDA)	7,664
Carry forward general activity (UDA)	0
19/20 Contracted orthodontic activity (UOA)	0
Carry forward orthodontic activity (UOA)	0
Baseline contract value	£174,283.44

ACCESS*

Patients seen in 24 months	Total	Change since previous quarter
Quarter ending September 2018	2,032	
Quarter ending December 2018	2,041	→
Quarter ending March 2019	2,027	→
Quarter ending June 2019	2,067	→
Quarter ending September 2019	2,103	→
Variance since September 2018	3.5%	↑



ACTIVITY



Month	Adjusted Scheduled Activity (UDA)	
	2019	2020
April	241	210
May	984	829
June	1,585	1,175
July	2,299	1,859
August	3,023	2,254
September	3,438	2,722
October	3,992	
November	4,554	
December	4,797	
January	5,358	
February	5,874	
March	6,424	
April	6,621	
May	6,625	
June	6,625	

QUALITY

	Quantity	Base Number	Contract	AT	Region	England
% of FP17s for the same patient ID Re-attending within 3 months - Children	16	229	7.0%	9.6%	11.3%	11.5%
% of FP17s for the same patient ID Re-attending within 3 months - Adults	109	1,115	9.8%	12.9%	14.7%	15.4%
% of FP17s for the same patient ID Re-attending between 3 & 9 months - Children	103	229	45.0%	61.1%	60.8%	59.7%
% of FP17s for the same patient ID Re-attending between 3 & 9 months - Adults	636	1,115	57.0%	55.2%	52.8%	51.7%
% of FP17s for Band 1 Urgent Courses	48	1,255	3.8%	7.6%	8.2%	9.2%
% of FP17s Relating to Free Repair or Replacements	13	1,255	1.0%	0.8%	0.7%	0.7%
% of FP17s Relating to Continuations	4	1,255	0.3%	0.8%	0.8%	0.8%
% of Patients satisfied with the dentistry they have received	1	1	N/A	93.1%	93.2%	93.5%
% of Patients satisfied with the time they had to wait for an appointment	1	1	N/A	89.9%	88.5%	87.4%

* This is based on patients treated on this contract for their most recent course of treatment. Figures in italics indicate the base number of FP17s or Patient Questionnaire responses are less than 100. N/A is shown where the base number of responses is less than 10 during the period. % is calculated as Quantity/Base number*100

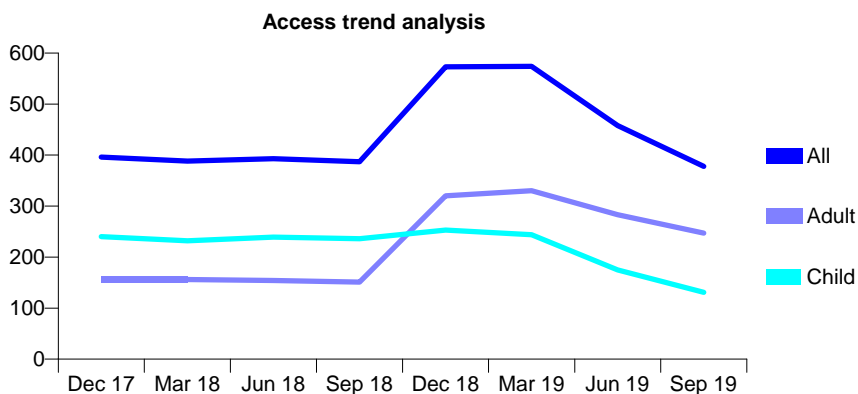
Q60 - Vital Signs At a Glance Contract Report for 623008/0002 - September 2019

Name or company name	MR H RAVAL
Contract type name	GDS Contract
Purpose of contract	General
Contract start date	12/02/2013
Contract end date	

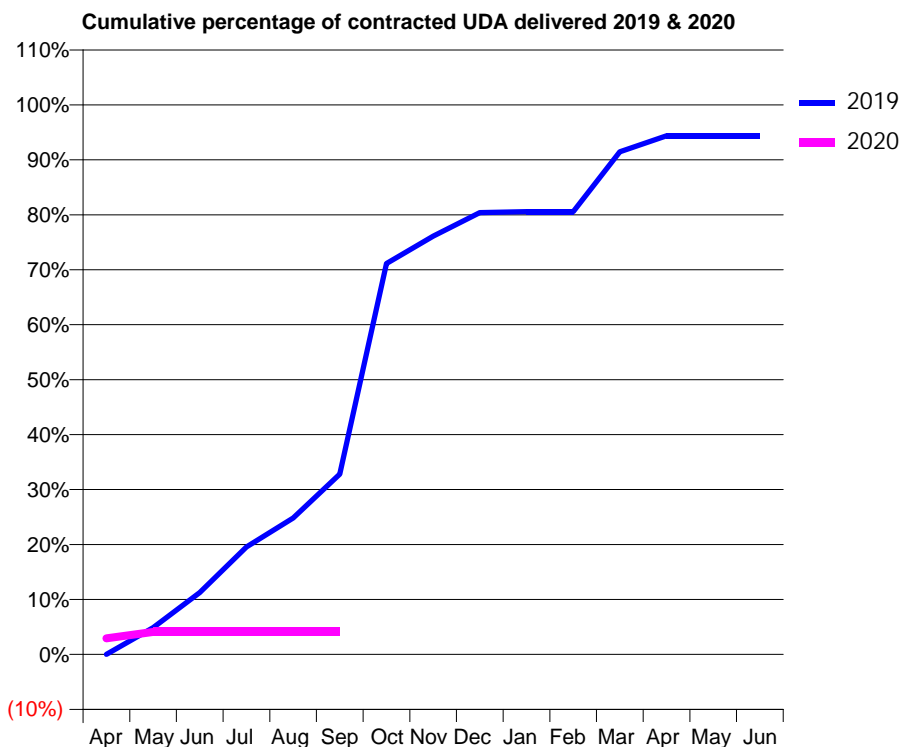
19/20 Contracted general activity (UDA)	1,882
Carry forward general activity (UDA)	0
19/20 Contracted orthodontic activity (UOA)	0
Carry forward orthodontic activity (UOA)	0
Baseline contract value	£49,720.66

ACCESS*

Patients seen in 24 months	Total	Change since previous quarter
Quarter ending September 2018	387	
Quarter ending December 2018	573	↑
Quarter ending March 2019	574	→
Quarter ending June 2019	458	↓
Quarter ending September 2019	378	↓
Variance since September 2018	(2.3%)	↓



ACTIVITY



Month	2019	2020
April	0	55
May	92	77
June	212	77
July	368	77
August	467	77
September	618	77
October	1,339	
November	1,433	
December	1,513	
January	1,516	
February	1,516	
March	1,721	
April	1,776	
May	1,776	
June	1,776	

QUALITY

	Quantity	Base Number	Contract	AT	Region	England
% of FP17s for the same patient ID Re-attending within 3 months - Children	0	24	0.0%	9.6%	11.3%	11.5%
% of FP17s for the same patient ID Re-attending within 3 months - Adults	2	12	16.7%	12.9%	14.7%	15.4%
% of FP17s for the same patient ID Re-attending between 3 & 9 months - Children	2	24	8.3%	61.1%	60.8%	59.7%
% of FP17s for the same patient ID Re-attending between 3 & 9 months - Adults	1	12	8.3%	55.2%	52.8%	51.7%
% of FP17s for Band 1 Urgent Courses	0	14	0.0%	7.6%	8.2%	9.2%
% of FP17s Relating to Free Repair or Replacements	0	14	0.0%	0.8%	0.7%	0.7%
% of FP17s Relating to Continuations	0	14	0.0%	0.8%	0.8%	0.8%
% of Patients satisfied with the dentistry they have received	0	0	N/A	93.1%	93.2%	93.5%
% of Patients satisfied with the time they had to wait for an appointment	0	0	N/A	89.9%	88.5%	87.4%

* This is based on patients treated on this contract for their most recent course of treatment. Figures in italics indicate the base number of FP17s or Patient Questionnaire responses are less than 100. N/A is shown where the base number of responses is less than 10 during the period. % is calculated as Quantity/Base number*100

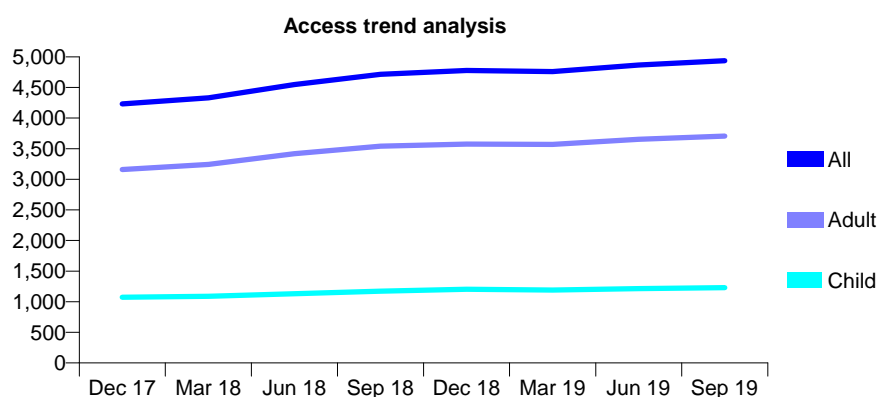
Q60 - Vital Signs At a Glance Contract Report for 623083/0002 - September 2019

Name or company name	Woodhouse Dental Practice
Contract type name	GDS Contract
Purpose of contract	General
Contract start date	05/08/2010
Contract end date	

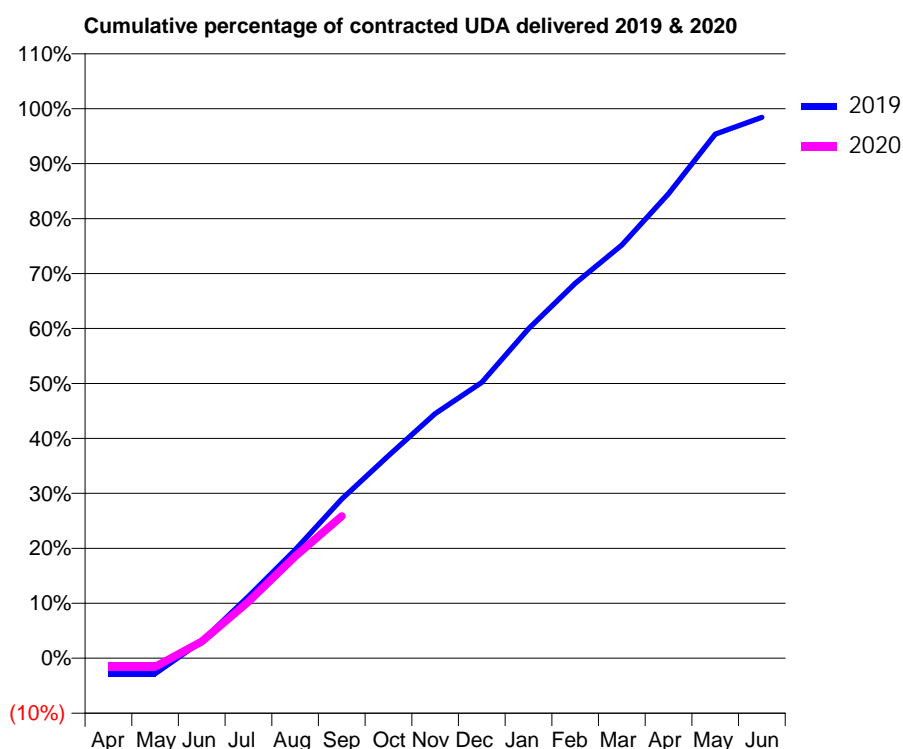
19/20 Contracted general activity (UDA)	13,902
Carry forward general activity (UDA)	219
19/20 Contracted orthodontic activity (UOA)	0
Carry forward orthodontic activity (UOA)	0
Baseline contract value	£391,613.20

ACCESS*

Patients seen in 24 months	Total	Change since previous quarter
Quarter ending September 2018	4,716	
Quarter ending December 2018	4,777	→
Quarter ending March 2019	4,760	→
Quarter ending June 2019	4,866	↑
Quarter ending September 2019	4,937	→
Variance since September 2018	4.7%	↑



ACTIVITY



Month	2019	2020
April	-393	-219
May	-393	-218
June	434	424
July	1,566	1,432
August	2,743	2,577
September	4,027	3,595
October	5,121	
November	6,189	
December	6,978	
January	8,335	
February	9,483	
March	10,453	
April	11,751	
May	13,257	
June	13,682	

QUALITY

	Quantity	Base Number	Contract	AT	Region	England
% of FP17s for the same patient ID Re-attending within 3 months - Children	85	1,159	7.3%	9.6%	11.3%	11.5%
% of FP17s for the same patient ID Re-attending within 3 months - Adults	312	2,794	11.2%	12.9%	14.7%	15.4%
% of FP17s for the same patient ID Re-attending between 3 & 9 months - Children	816	1,159	70.4%	61.1%	60.8%	59.7%
% of FP17s for the same patient ID Re-attending between 3 & 9 months - Adults	1,638	2,794	58.6%	55.2%	52.8%	51.7%
% of FP17s for Band 1 Urgent Courses	94	2,216	4.2%	7.6%	8.2%	9.2%
% of FP17s Relating to Free Repair or Replacements	21	2,216	0.9%	0.8%	0.7%	0.7%
% of FP17s Relating to Continuations	19	2,216	0.9%	0.8%	0.8%	0.8%
% of Patients satisfied with the dentistry they have received	2	2	N/A	93.1%	93.2%	93.5%
% of Patients satisfied with the time they had to wait for an appointment	2	2	N/A	89.9%	88.5%	87.4%

* This is based on patients treated on this contract for their most recent course of treatment.

Figures in italics indicate the base number of FP17s or Patient Questionnaire responses are less than 100. N/A is shown where the base number of responses is less than 10 during the period. % is calculated as Quantity/Base number*100

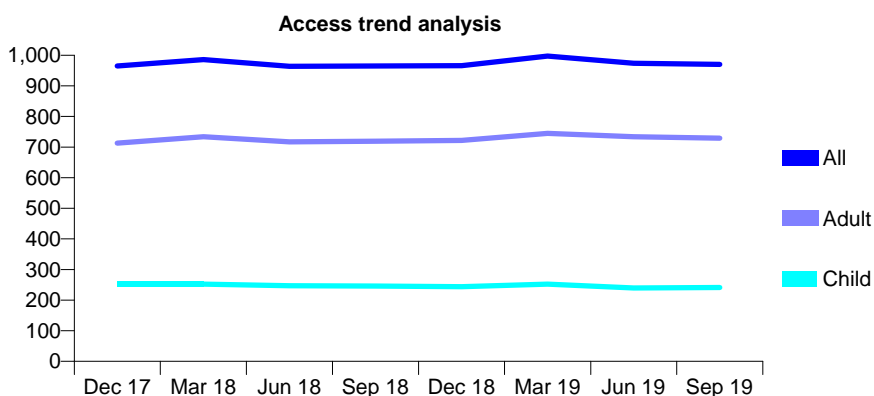
Q60 - Vital Signs At a Glance Contract Report for 634549/0001 - September 2019

Name or company name	MR JP HEALY
Contract type name	GDS Contract
Purpose of contract	General
Contract start date	01/04/2006
Contract end date	

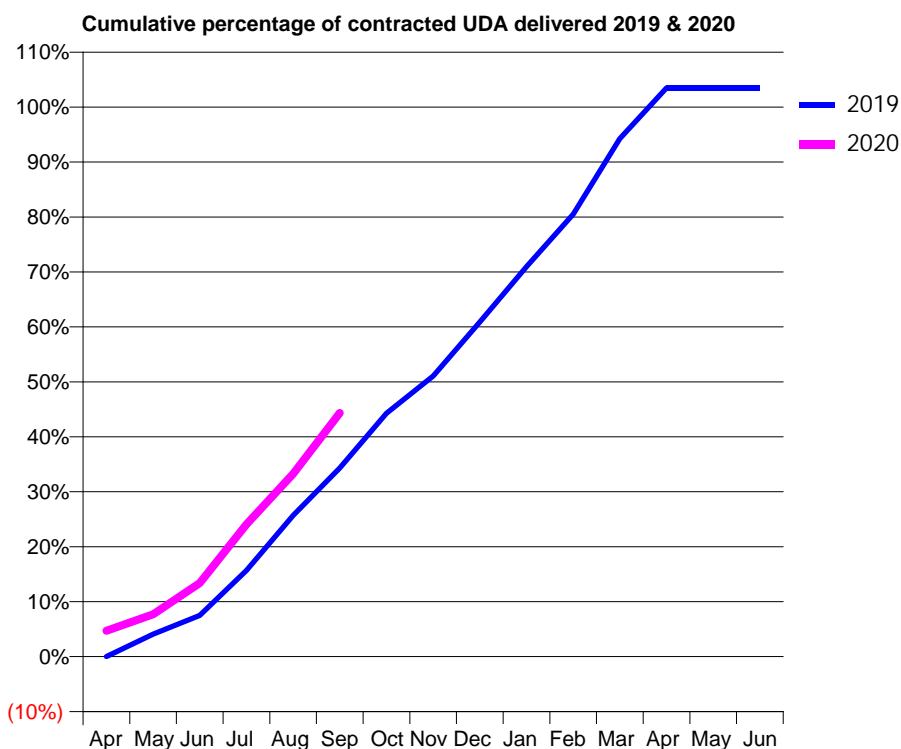
19/20 Contracted general activity (UDA)	3,427
Carry forward general activity (UDA)	-68
19/20 Contracted orthodontic activity (UOA)	0
Carry forward orthodontic activity (UOA)	0
Baseline contract value	£85,475.20

ACCESS*

Patients seen in 24 months	Total	Change since previous quarter
Quarter ending September 2018	965	
Quarter ending December 2018	966	→
Quarter ending March 2019	997	↑
Quarter ending June 2019	974	↓
Quarter ending September 2019	970	→
Variance since September 2018	0.5%	→



ACTIVITY



Month	Adjusted Scheduled Activity (UDA)	
	2019	2020
April	-1	161
May	140	264
June	258	459
July	538	825
August	881	1,140
September	1,176	1,520
October	1,517	
November	1,750	
December	2,086	
January	2,432	
February	2,759	
March	3,230	
April	3,546	
May	3,546	
June	3,546	

QUALITY

	Quantity	Base Number	Contract	AT	Region	England
% of FP17s for the same patient ID Re-attending within 3 months - Children	9	187	4.8%	9.6%	11.3%	11.5%
% of FP17s for the same patient ID Re-attending within 3 months - Adults	117	646	18.1%	12.9%	14.7%	15.4%
% of FP17s for the same patient ID Re-attending between 3 & 9 months - Children	132	187	70.6%	61.1%	60.8%	59.7%
% of FP17s for the same patient ID Re-attending between 3 & 9 months - Adults	419	646	64.9%	55.2%	52.8%	51.7%
% of FP17s for Band 1 Urgent Courses	66	742	8.9%	7.6%	8.2%	9.2%
% of FP17s Relating to Free Repair or Replacements	3	742	0.4%	0.8%	0.7%	0.7%
% of FP17s Relating to Continuations	6	742	0.8%	0.8%	0.8%	0.8%
% of Patients satisfied with the dentistry they have received	0	0	N/A	93.1%	93.2%	93.5%
% of Patients satisfied with the time they had to wait for an appointment	0	0	N/A	89.9%	88.5%	87.4%

* This is based on patients treated on this contract for their most recent course of treatment. Figures in italics indicate the base number of FP17s or Patient Questionnaire responses are less than 100. N/A is shown where the base number of responses is less than 10 during the period. % is calculated as Quantity/Base number*100

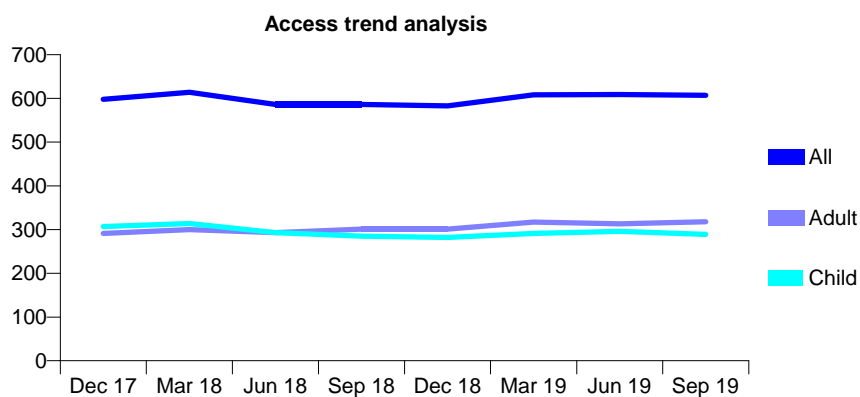
Q60 - Vital Signs At a Glance Contract Report for 643203/0001 - September 2019

Name or company name	MR GP MANZIE
Contract type name	GDS Contract
Purpose of contract	General and Orthodontic
Contract start date	01/04/2006
Contract end date	

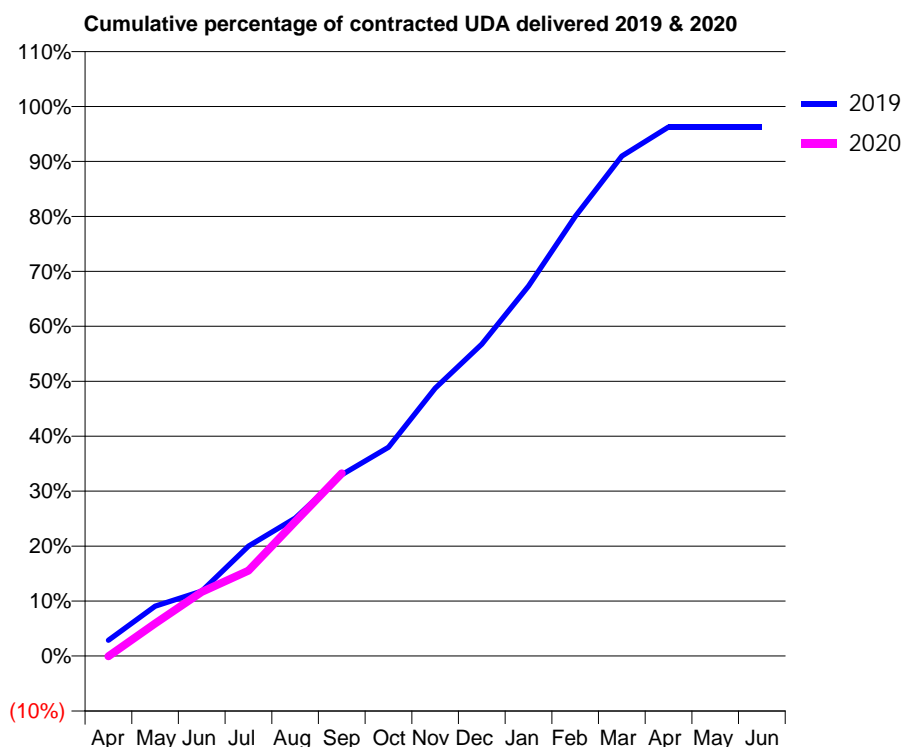
19/20 Contracted general activity (UDA)	1,646
Carry forward general activity (UDA)	61
19/20 Contracted orthodontic activity (UOA)	492
Carry forward orthodontic activity (UOA)	-9
Baseline contract value	£82,494.75

ACCESS*

Patients seen in 24 months	Total	Change since previous quarter
Quarter ending September 2018	586	
Quarter ending December 2018	583	→
Quarter ending March 2019	608	↑
Quarter ending June 2019	609	→
Quarter ending September 2019	607	→
Variance since September 2018	3.6%	↑



ACTIVITY



Month	Adjusted Scheduled Activity (UDA)	
	2019	2020
April	47	-1
May	150	98
June	194	192
July	329	256
August	413	402
September	543	548
October	625	
November	802	
December	934	
January	1,108	
February	1,316	
March	1,497	
April	1,584	
May	1,584	
June	1,584	

QUALITY

	Quantity	Base Number	Contract	AT	Region	England
% of FP17s for the same patient ID Re-attending within 3 months - Children	15	232	6.5%	9.6%	11.3%	11.5%
% of FP17s for the same patient ID Re-attending within 3 months - Adults	27	198	13.6%	12.9%	14.7%	15.4%
% of FP17s for the same patient ID Re-attending between 3 & 9 months - Children	141	232	60.8%	61.1%	60.8%	59.7%
% of FP17s for the same patient ID Re-attending between 3 & 9 months - Adults	91	198	46.0%	55.2%	52.8%	51.7%
% of FP17s for Band 1 Urgent Courses	23	350	6.6%	7.6%	8.2%	9.2%
% of FP17s Relating to Free Repair or Replacements	2	350	0.6%	0.8%	0.7%	0.7%
% of FP17s Relating to Continuations	0	350	0.0%	0.8%	0.8%	0.8%
% of Patients satisfied with the dentistry they have received	0	0	N/A	93.1%	93.2%	93.5%
% of Patients satisfied with the time they had to wait for an appointment	0	0	N/A	89.9%	88.5%	87.4%

* This is based on patients treated on this contract for their most recent course of treatment. Figures in italics indicate the base number of FP17s or Patient Questionnaire responses are less than 100. N/A is shown where the base number of responses is less than 10 during the period. % is calculated as Quantity/Base number*100

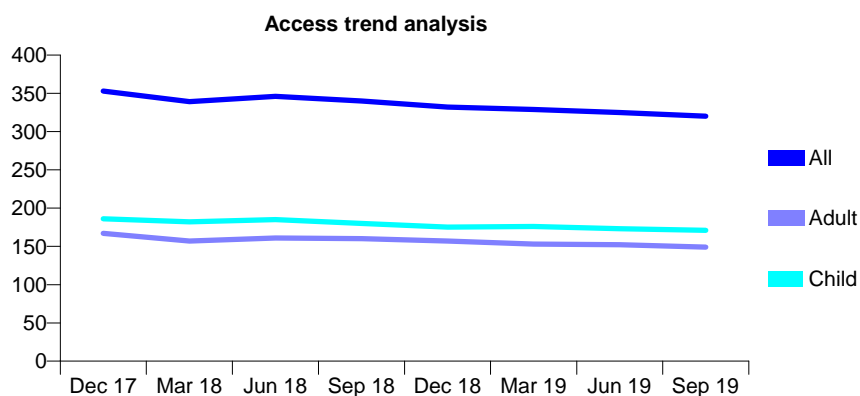
Q60 - Vital Signs At a Glance Contract Report for 652768/0002 - September 2019

Name or company name	MRS NC LAVELLE
Contract type name	GDS Contract
Purpose of contract	General
Contract start date	01/08/2011
Contract end date	

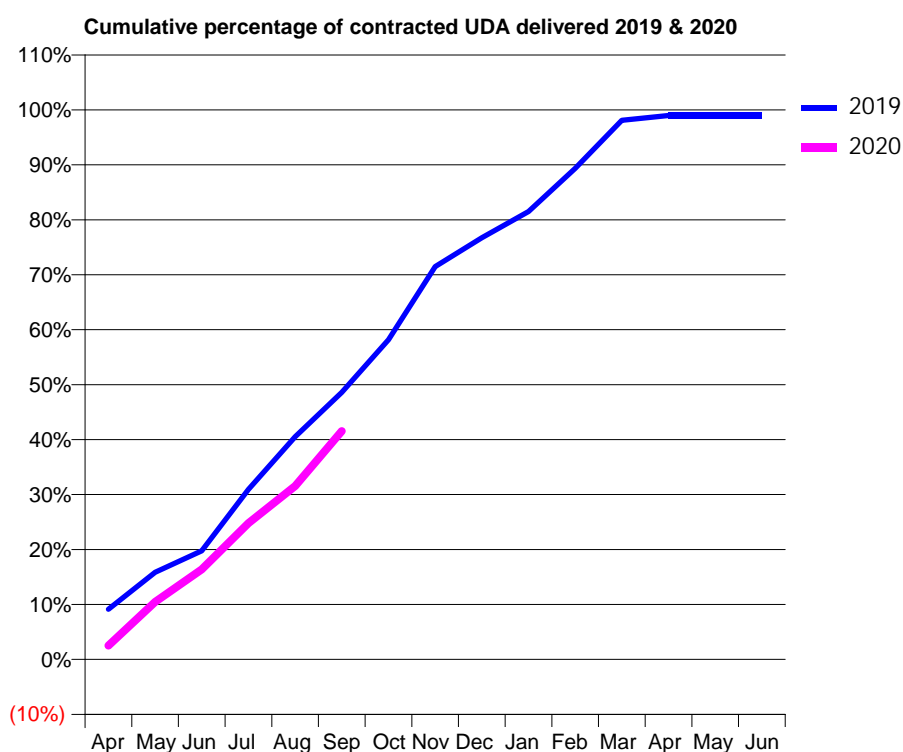
19/20 Contracted general activity (UDA)	1,349
Carry forward general activity (UDA)	13
19/20 Contracted orthodontic activity (UOA)	0
Carry forward orthodontic activity (UOA)	0
Baseline contract value	£29,002.52

ACCESS*

Patients seen in 24 months	Total	Change since previous quarter
Quarter ending September 2018	340	
Quarter ending December 2018	332	↓
Quarter ending March 2019	329	→
Quarter ending June 2019	325	↓
Quarter ending September 2019	320	↓
Variance since September 2018	(5.9%)	↓



ACTIVITY



Adjusted Scheduled Activity (UDA)		
Month	2019	2020
April	123	34
May	214	141
June	267	221
July	418	335
August	547	426
September	656	560
October	785	
November	964	
December	1,035	
January	1,099	
February	1,205	
March	1,323	
April	1,335	
May	1,335	
June	1,335	

QUALITY

	Quantity	Base Number	Contract	AT	Region	England
% of FP17s for the same patient ID Re-attending within 3 months - Children	25	171	14.6%	9.6%	11.3%	11.5%
% of FP17s for the same patient ID Re-attending within 3 months - Adults	21	109	19.3%	12.9%	14.7%	15.4%
% of FP17s for the same patient ID Re-attending between 3 & 9 months - Children	120	171	70.2%	61.1%	60.8%	59.7%
% of FP17s for the same patient ID Re-attending between 3 & 9 months - Adults	69	109	63.3%	55.2%	52.8%	51.7%
% of FP17s for Band 1 Urgent Courses	31	272	11.4%	7.6%	8.2%	9.2%
% of FP17s Relating to Free Repair or Replacements	1	272	0.4%	0.8%	0.7%	0.7%
% of FP17s Relating to Continuations	1	272	0.4%	0.8%	0.8%	0.8%
% of Patients satisfied with the dentistry they have received	1	1	N/A	93.1%	93.2%	93.5%
% of Patients satisfied with the time they had to wait for an appointment	1	1	N/A	89.9%	88.5%	87.4%

* This is based on patients treated on this contract for their most recent course of treatment. Figures in italics indicate the base number of FP17s or Patient Questionnaire responses are less than 100. N/A is shown where the base number of responses is less than 10 during the period. % is calculated as Quantity/Base number*100

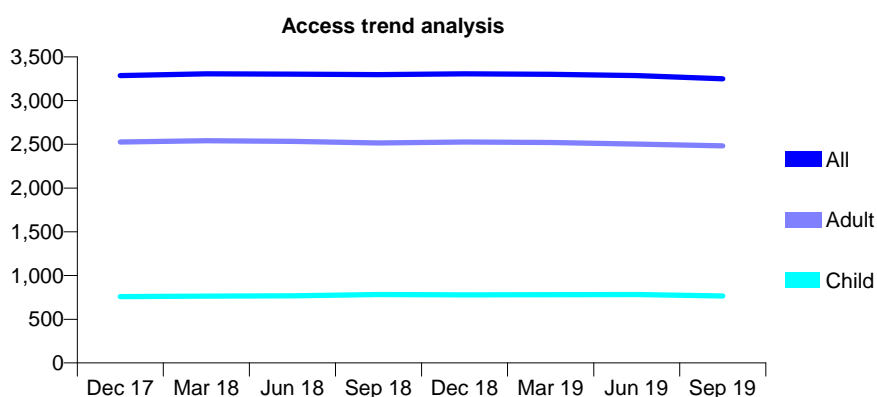
Q60 - Vital Signs At a Glance Contract Report for 653071/0001 - September 2019

Name or company name	MISS SS KHAIRA
Contract type name	GDS Contract
Purpose of contract	General
Contract start date	01/05/2011
Contract end date	

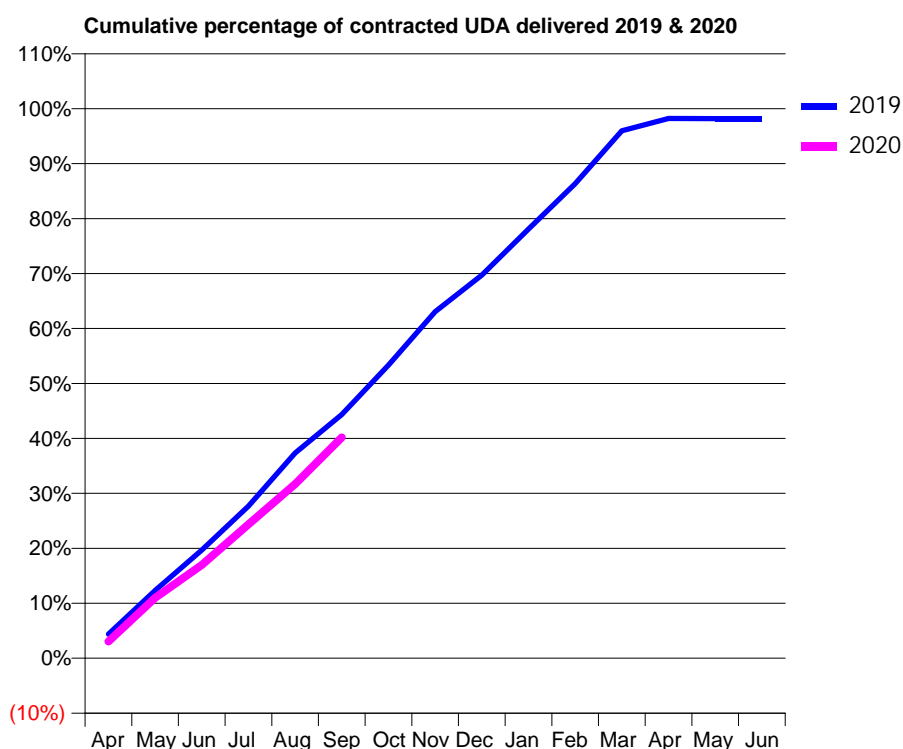
19/20 Contracted general activity (UDA)	10,251
Carry forward general activity (UDA)	184
19/20 Contracted orthodontic activity (UOA)	0
Carry forward orthodontic activity (UOA)	0
Baseline contract value	£210,297.51

ACCESS*

Patients seen in 24 months	Total	Change since previous quarter
Quarter ending September 2018	3,297	
Quarter ending December 2018	3,305	→
Quarter ending March 2019	3,301	→
Quarter ending June 2019	3,286	→
Quarter ending September 2019	3,249	↓
Variance since September 2018	(1.5%)	↓



ACTIVITY



Month	2019	2020
April	449	313
May	1,265	1,128
June	2,017	1,740
July	2,836	2,496
August	3,830	3,249
September	4,545	4,118
October	5,468	
November	6,465	
December	7,145	
January	8,003	
February	8,851	
March	9,836	
April	10,068	
May	10,066	
June	10,066	

QUALITY

	Quantity	Base Number	Contract	AT	Region	England
% of FP17s for the same patient ID Re-attending within 3 months - Children	43	639	6.7%	9.6%	11.3%	11.5%
% of FP17s for the same patient ID Re-attending within 3 months - Adults	179	1,699	10.5%	12.9%	14.7%	15.4%
% of FP17s for the same patient ID Re-attending between 3 & 9 months - Children	468	639	73.2%	61.1%	60.8%	59.7%
% of FP17s for the same patient ID Re-attending between 3 & 9 months - Adults	1,152	1,699	67.8%	55.2%	52.8%	51.7%
% of FP17s for Band 1 Urgent Courses	65	2,201	3.0%	7.6%	8.2%	9.2%
% of FP17s Relating to Free Repair or Replacements	29	2,201	1.3%	0.8%	0.7%	0.7%
% of FP17s Relating to Continuations	12	2,201	0.5%	0.8%	0.8%	0.8%
% of Patients satisfied with the dentistry they have received	2	2	N/A	93.1%	93.2%	93.5%
% of Patients satisfied with the time they had to wait for an appointment	2	2	N/A	89.9%	88.5%	87.4%

* This is based on patients treated on this contract for their most recent course of treatment.

Figures in italics indicate the base number of FP17s or Patient Questionnaire responses are less than 100. N/A is shown where the base number of responses is less than 10 during the period. % is calculated as Quantity/Base number*100

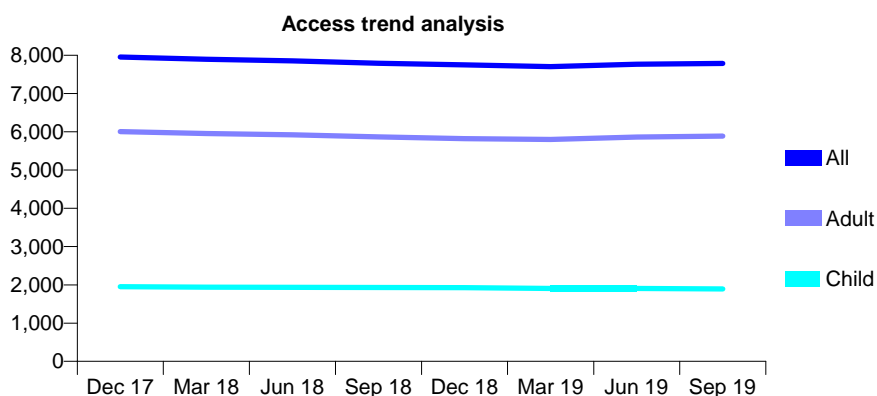
Q60 - Vital Signs At a Glance Contract Report for 655813/0001 - September 2019

Name or company name	MR PR BASON
Contract type name	GDS Contract
Purpose of contract	General and Orthodontic
Contract start date	01/04/2006
Contract end date	

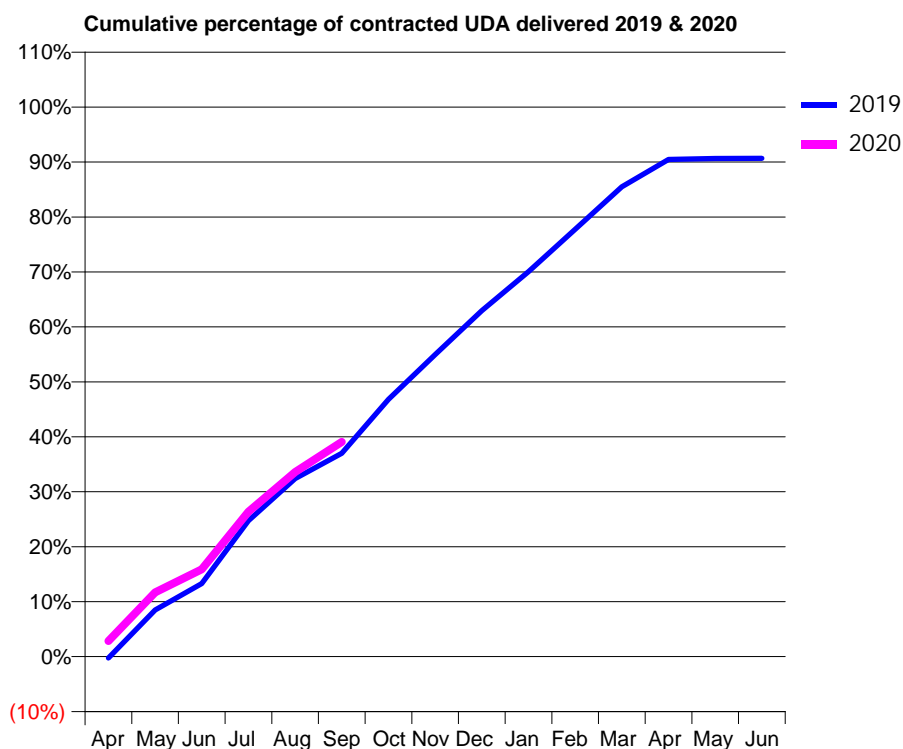
19/20 Contracted general activity (UDA)	23,040
Carry forward general activity (UDA)	0
19/20 Contracted orthodontic activity (UOA)	0
Carry forward orthodontic activity (UOA)	0
Baseline contract value	£681,547.83

ACCESS*

Patients seen in 24 months	Total	Change since previous quarter
Quarter ending September 2018	7,793	
Quarter ending December 2018	7,746	→
Quarter ending March 2019	7,703	→
Quarter ending June 2019	7,766	→
Quarter ending September 2019	7,784	→
Variance since September 2018	(0.1%)	→



ACTIVITY



Month	Adjusted Scheduled Activity (UDA)	
	2019	2020
April	-63	659
May	1,957	2,695
June	3,062	3,662
July	5,703	6,077
August	7,467	7,741
September	8,526	9,003
October	10,788	
November	12,668	
December	14,506	
January	16,139	
February	17,919	
March	19,693	
April	20,843	
May	20,887	
June	20,891	

QUALITY

	Quantity	Base Number	Contract	AT	Region	England
% of FP17s for the same patient ID Re-attending within 3 months - Children	68	1,460	4.7%	9.6%	11.3%	11.5%
% of FP17s for the same patient ID Re-attending within 3 months - Adults	651	4,931	13.2%	12.9%	14.7%	15.4%
% of FP17s for the same patient ID Re-attending between 3 & 9 months - Children	1,025	1,460	70.2%	61.1%	60.8%	59.7%
% of FP17s for the same patient ID Re-attending between 3 & 9 months - Adults	3,535	4,931	71.7%	55.2%	52.8%	51.7%
% of FP17s for Band 1 Urgent Courses	165	5,745	2.9%	7.6%	8.2%	9.2%
% of FP17s Relating to Free Repair or Replacements	40	5,745	0.7%	0.8%	0.7%	0.7%
% of FP17s Relating to Continuations	178	5,745	3.1%	0.8%	0.8%	0.8%
% of Patients satisfied with the dentistry they have received	2	3	N/A	93.1%	93.2%	93.5%
% of Patients satisfied with the time they had to wait for an appointment	3	3	N/A	89.9%	88.5%	87.4%

* This is based on patients treated on this contract for their most recent course of treatment. Figures in italics indicate the base number of FP17s or Patient Questionnaire responses are less than 100. N/A is shown where the base number of responses is less than 10 during the period. % is calculated as Quantity/Base number*100

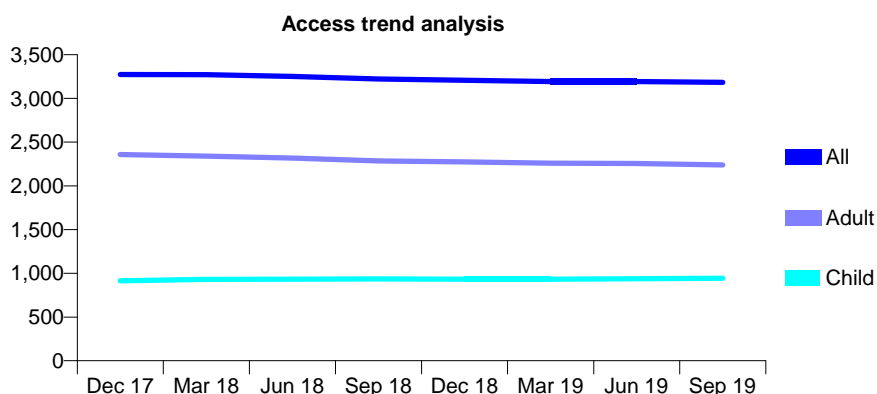
Q60 - Vital Signs At a Glance Contract Report for 661708/0002 - September 2019

Name or company name	MR HS BASRA
Contract type name	GDS Contract
Purpose of contract	General
Contract start date	01/12/2013
Contract end date	

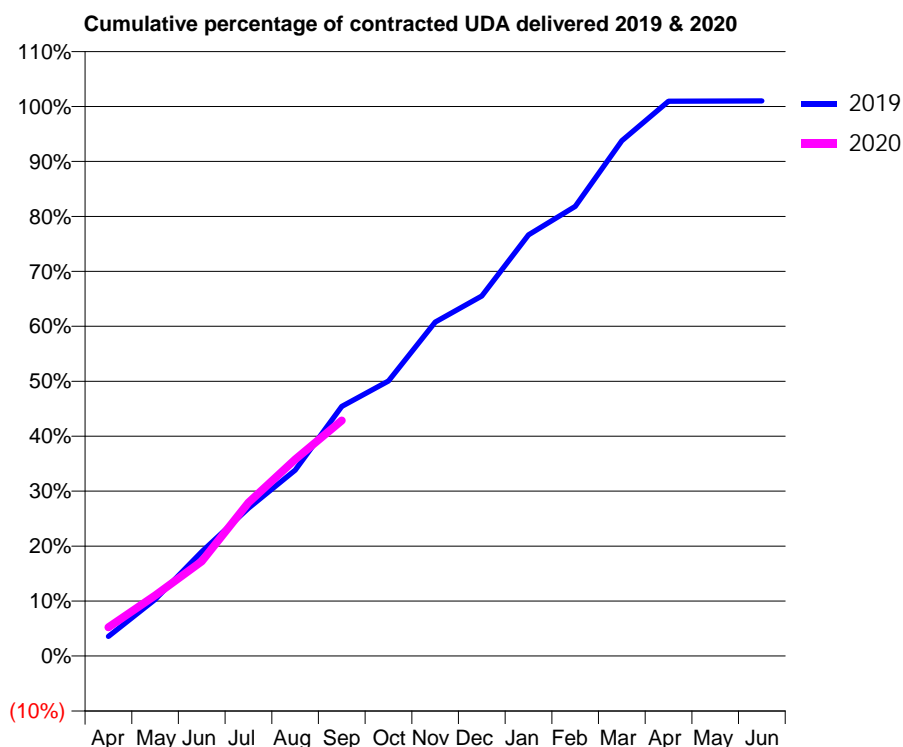
19/20 Contracted general activity (UDA)	9,034
Carry forward general activity (UDA)	-91
19/20 Contracted orthodontic activity (UOA)	0
Carry forward orthodontic activity (UOA)	0
Baseline contract value	£196,038.71

ACCESS*

Patients seen in 24 months	Total	Change since previous quarter
Quarter ending September 2018	3,221	
Quarter ending December 2018	3,208	→
Quarter ending March 2019	3,193	→
Quarter ending June 2019	3,192	→
Quarter ending September 2019	3,183	→
Variance since September 2018	(1.2%)	↓



ACTIVITY



Month	Adjusted Scheduled Activity (UDA)	
	2019	2020
April	322	473
May	930	997
June	1,715	1,556
July	2,431	2,522
August	3,056	3,233
September	4,103	3,870
October	4,523	
November	5,488	
December	5,918	
January	6,921	
February	7,390	
March	8,470	
April	9,118	
May	9,124	
June	9,125	

QUALITY

	Quantity	Base Number	Contract	AT	Region	England
% of FP17s for the same patient ID Re-attending within 3 months - Children	60	837	7.2%	9.6%	11.3%	11.5%
% of FP17s for the same patient ID Re-attending within 3 months - Adults	277	1,925	14.4%	12.9%	14.7%	15.4%
% of FP17s for the same patient ID Re-attending between 3 & 9 months - Children	586	837	70.0%	61.1%	60.8%	59.7%
% of FP17s for the same patient ID Re-attending between 3 & 9 months - Adults	1,334	1,925	69.3%	55.2%	52.8%	51.7%
% of FP17s for Band 1 Urgent Courses	168	2,431	6.9%	7.6%	8.2%	9.2%
% of FP17s Relating to Free Repair or Replacements	13	2,431	0.5%	0.8%	0.7%	0.7%
% of FP17s Relating to Continuations	49	2,431	2.0%	0.8%	0.8%	0.8%
% of Patients satisfied with the dentistry they have received	1	1	N/A	93.1%	93.2%	93.5%
% of Patients satisfied with the time they had to wait for an appointment	1	1	N/A	89.9%	88.5%	87.4%

* This is based on patients treated on this contract for their most recent course of treatment. Figures in italics indicate the base number of FP17s or Patient Questionnaire responses are less than 100. N/A is shown where the base number of responses is less than 10 during the period. % is calculated as Quantity/Base number*100

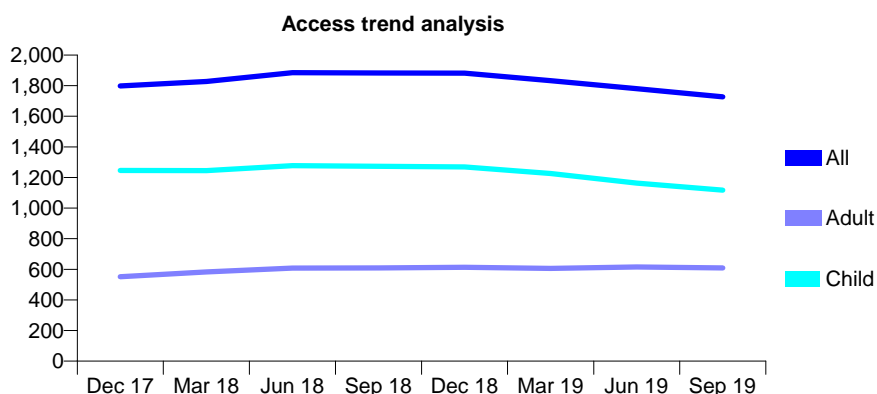
Q60 - Vital Signs At a Glance Contract Report for 670340/0002 - September 2019

Name or company name	MR LR SUMMERFIELD
Contract type name	GDS Contract
Purpose of contract	General
Contract start date	23/03/2009
Contract end date	

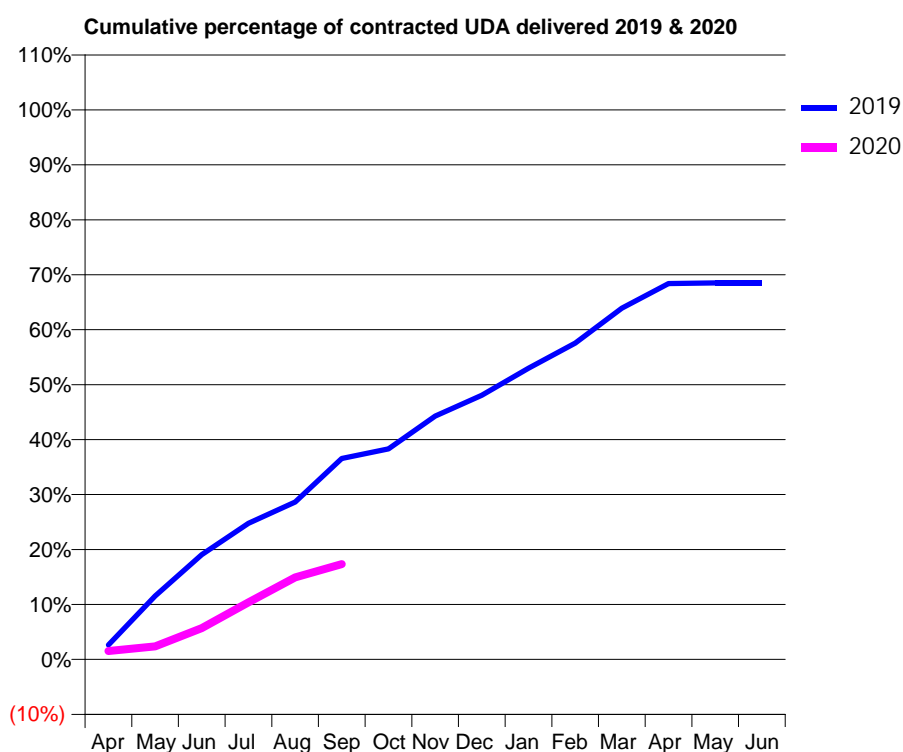
19/20 Contracted general activity (UDA)	5,000
Carry forward general activity (UDA)	0
19/20 Contracted orthodontic activity (UOA)	0
Carry forward orthodontic activity (UOA)	0
Baseline contract value	£138,040.33

ACCESS*

Patients seen in 24 months	Total	Change since previous quarter
Quarter ending September 2018	1,883	
Quarter ending December 2018	1,882	→
Quarter ending March 2019	1,833	↓
Quarter ending June 2019	1,780	↓
Quarter ending September 2019	1,727	↓
Variance since September 2018	(8.3%)	↓



ACTIVITY



Month	2019	2020
April	132	77
May	577	120
June	953	285
July	1,238	518
August	1,433	747
September	1,827	867
October	1,916	
November	2,213	
December	2,403	
January	2,649	
February	2,878	
March	3,195	
April	3,419	
May	3,426	
June	3,426	

QUALITY

	Quantity	Base Number	Contract	AT	Region	England
% of FP17s for the same patient ID Re-attending within 3 months - Children	39	544	7.2%	9.6%	11.3%	11.5%
% of FP17s for the same patient ID Re-attending within 3 months - Adults	19	265	7.2%	12.9%	14.7%	15.4%
% of FP17s for the same patient ID Re-attending between 3 & 9 months - Children	281	544	51.7%	61.1%	60.8%	59.7%
% of FP17s for the same patient ID Re-attending between 3 & 9 months - Adults	107	265	40.4%	55.2%	52.8%	51.7%
% of FP17s for Band 1 Urgent Courses	41	652	6.3%	7.6%	8.2%	9.2%
% of FP17s Relating to Free Repair or Replacements	0	652	0.0%	0.8%	0.7%	0.7%
% of FP17s Relating to Continuations	0	652	0.0%	0.8%	0.8%	0.8%
% of Patients satisfied with the dentistry they have received	4	4	N/A	93.1%	93.2%	93.5%
% of Patients satisfied with the time they had to wait for an appointment	4	4	N/A	89.9%	88.5%	87.4%

* This is based on patients treated on this contract for their most recent course of treatment. Figures in italics indicate the base number of FP17s or Patient Questionnaire responses are less than 100. N/A is shown where the base number of responses is less than 10 during the period. % is calculated as Quantity/Base number*100

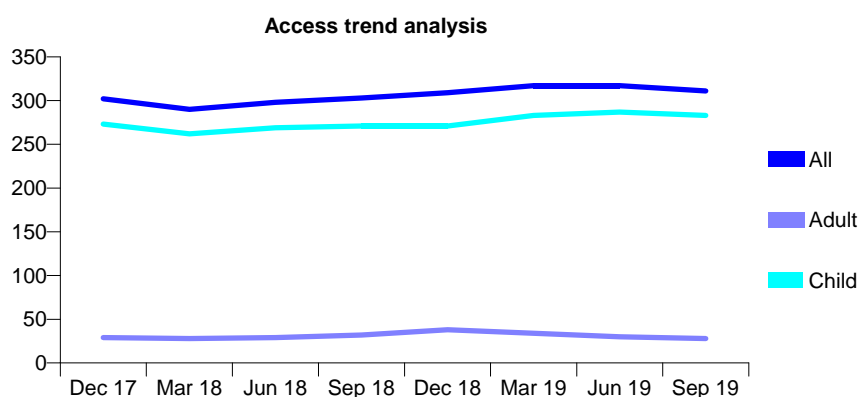
Q60 - Vital Signs At a Glance Contract Report for 676233/0001 - September 2019

Name or company name	MR NT JENKINS
Contract type name	GDS Contract
Purpose of contract	General
Contract start date	15/09/2006
Contract end date	

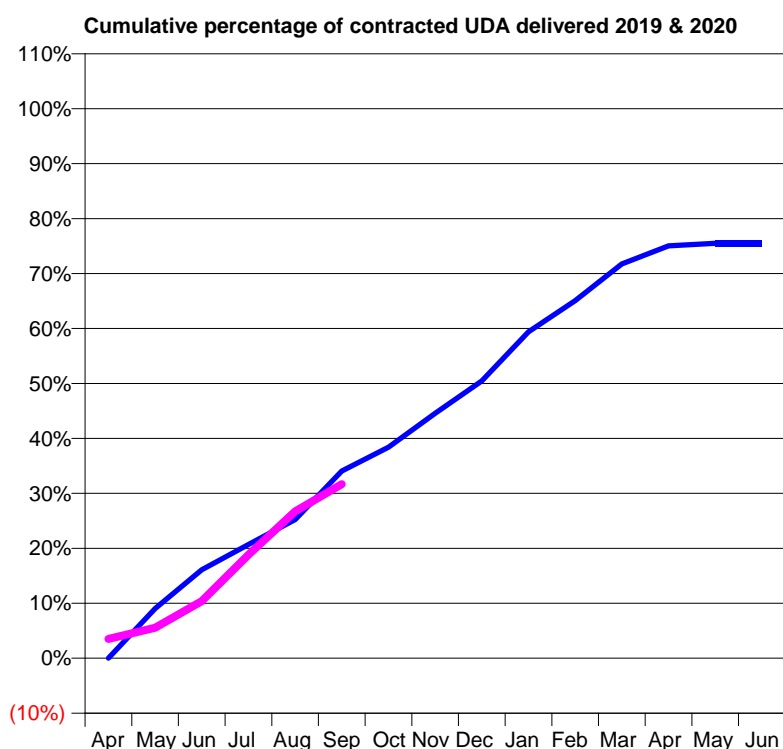
19/20 Contracted general activity (UDA)	829
Carry forward general activity (UDA)	0
19/20 Contracted orthodontic activity (UOA)	0
Carry forward orthodontic activity (UOA)	0
Baseline contract value	£19,602.09

ACCESS*

Patients seen in 24 months	Total	Change since previous quarter
Quarter ending September 2018	303	
Quarter ending December 2018	309	→
Quarter ending March 2019	317	↑
Quarter ending June 2019	317	→
Quarter ending September 2019	311	↓
Variance since September 2018	2.6%	↑



ACTIVITY



Month	2019	2020
April	0	29
May	75	46
June	133	86
July	172	156
August	209	222
September	282	263
October	318	
November	369	
December	418	
January	492	
February	539	
March	595	
April	622	
May	626	
June	626	

QUALITY

	Quantity	Base Number	Contract	AT	Region	England
% of FP17s for the same patient ID Re-attending within 3 months - Children	15	232	6.5%	9.6%	11.3%	11.5%
% of FP17s for the same patient ID Re-attending within 3 months - Adults	0	0	N/A	12.9%	14.7%	15.4%
% of FP17s for the same patient ID Re-attending between 3 & 9 months - Children	157	232	67.7%	61.1%	60.8%	59.7%
% of FP17s for the same patient ID Re-attending between 3 & 9 months - Adults	0	0	N/A	55.2%	52.8%	51.7%
% of FP17s for Band 1 Urgent Courses	8	211	3.8%	7.6%	8.2%	9.2%
% of FP17s Relating to Free Repair or Replacements	0	211	0.0%	0.8%	0.7%	0.7%
% of FP17s Relating to Continuations	0	211	0.0%	0.8%	0.8%	0.8%
% of Patients satisfied with the dentistry they have received	0	0	N/A	93.1%	93.2%	93.5%
% of Patients satisfied with the time they had to wait for an appointment	0	0	N/A	89.9%	88.5%	87.4%

* This is based on patients treated on this contract for their most recent course of treatment.

Figures in italics indicate the base number of FP17s or Patient Questionnaire responses are less than 100. N/A is shown where the base number of responses is less than 10 during the period. % is calculated as Quantity/Base number*100

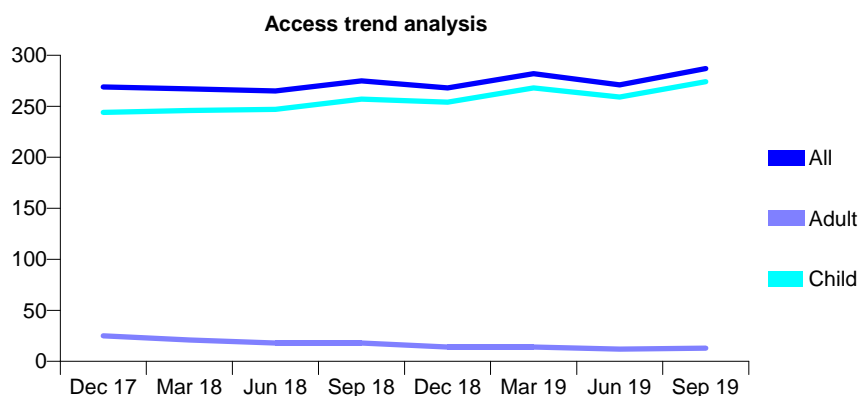
Q60 - Vital Signs At a Glance Contract Report for 679933/0001 - September 2019

Name or company name	MR CE BROOME
Contract type name	GDS Contract
Purpose of contract	General
Contract start date	01/04/2006
Contract end date	

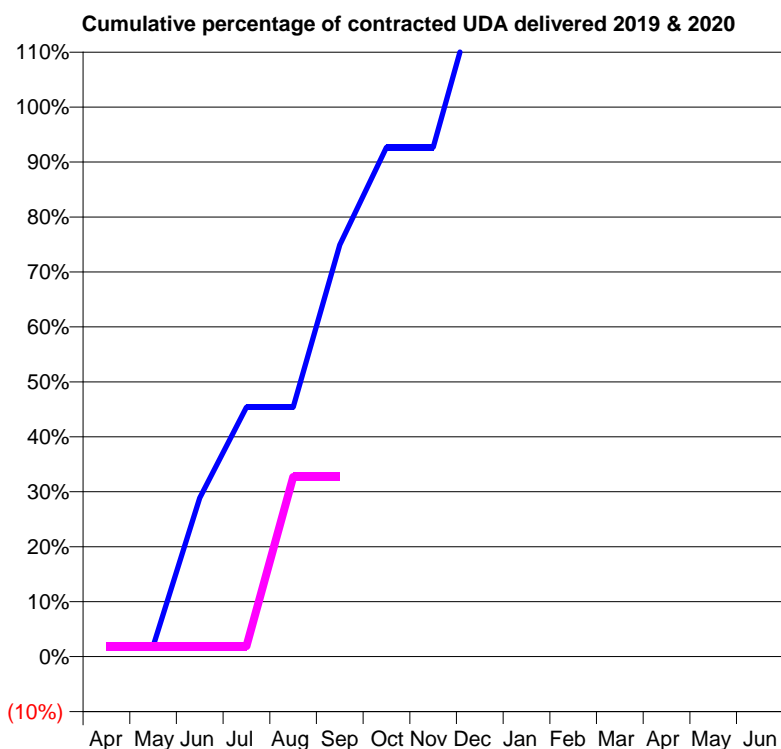
19/20 Contracted general activity (UDA)	315
Carry forward general activity (UDA)	-6
19/20 Contracted orthodontic activity (UOA)	0
Carry forward orthodontic activity (UOA)	0
Baseline contract value	£8,123.67

ACCESS*

Patients seen in 24 months	Total	Change since previous quarter
Quarter ending September 2018	275	
Quarter ending December 2018	268	↓
Quarter ending March 2019	282	↑
Quarter ending June 2019	271	↓
Quarter ending September 2019	287	↑
Variance since September 2018	4.4%	↑



ACTIVITY



Month	Adjusted Scheduled Activity (UDA)	
	2019	2020
April	6	6
May	6	6
June	91	6
July	143	6
August	143	103
September	236	103
October	292	
November	292	
December	387	
January	387	
February	463	
March	463	
April	579	
May	579	
June	579	

QUALITY

	Quantity	Base Number	Contract	AT	Region	England
% of FP17s for the same patient ID Re-attending within 3 months - Children	2	222	0.9%	9.6%	11.3%	11.5%
% of FP17s for the same patient ID Re-attending within 3 months - Adults	0	0	N/A	12.9%	14.7%	15.4%
% of FP17s for the same patient ID Re-attending between 3 & 9 months - Children	154	222	69.4%	61.1%	60.8%	59.7%
% of FP17s for the same patient ID Re-attending between 3 & 9 months - Adults	0	0	N/A	55.2%	52.8%	51.7%
% of FP17s for Band 1 Urgent Courses	0	136	0.0%	7.6%	8.2%	9.2%
% of FP17s Relating to Free Repair or Replacements	0	136	0.0%	0.8%	0.7%	0.7%
% of FP17s Relating to Continuations	0	136	0.0%	0.8%	0.8%	0.8%
% of Patients satisfied with the dentistry they have received	1	1	N/A	93.1%	93.2%	93.5%
% of Patients satisfied with the time they had to wait for an appointment	1	1	N/A	89.9%	88.5%	87.4%

* This is based on patients treated on this contract for their most recent course of treatment. Figures in italics indicate the base number of FP17s or Patient Questionnaire responses are less than 100. N/A is shown where the base number of responses is less than 10 during the period. % is calculated as Quantity/Base number*100

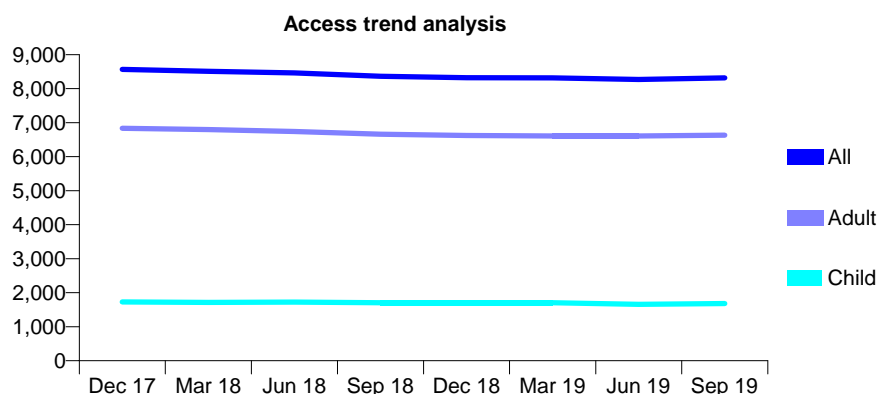
Q60 - Vital Signs At a Glance Contract Report for 680311/0001 - September 2019

Name or company name	MR D SINGH
Contract type name	GDS Contract
Purpose of contract	General
Contract start date	01/04/2006
Contract end date	

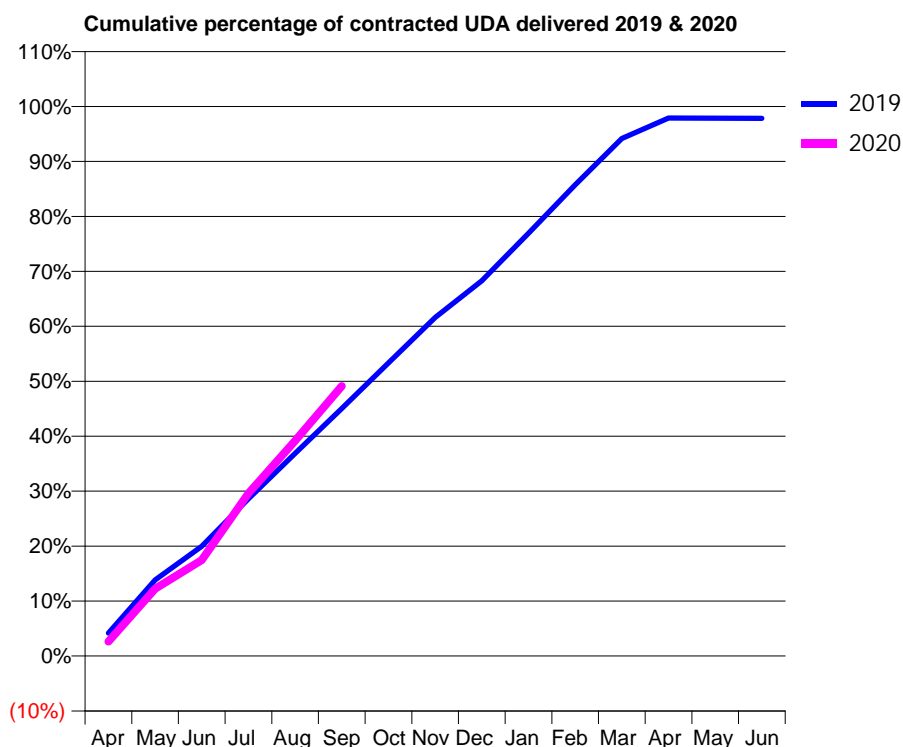
19/20 Contracted general activity (UDA)	25,500
Carry forward general activity (UDA)	553
19/20 Contracted orthodontic activity (UOA)	0
Carry forward orthodontic activity (UOA)	0
Baseline contract value	£636,925.11

ACCESS*

Patients seen in 24 months	Total	Change since previous quarter
Quarter ending September 2018	8,365	
Quarter ending December 2018	8,325	→
Quarter ending March 2019	8,316	→
Quarter ending June 2019	8,270	→
Quarter ending September 2019	8,316	→
Variance since September 2018	(0.6%)	→



ACTIVITY



Month	Adjusted Scheduled Activity (UDA)	
	2019	2020
April	1,069	674
May	3,533	3,120
June	5,089	4,454
July	7,299	7,553
August	9,403	9,989
September	11,486	12,526
October	13,597	
November	15,711	
December	17,408	
January	19,622	
February	21,866	
March	24,011	
April	24,960	
May	24,954	
June	24,947	

QUALITY

	Quantity	Base Number	Contract	AT	Region	England
% of FP17s for the same patient ID Re-attending within 3 months - Children	103	1,416	7.3%	9.6%	11.3%	11.5%
% of FP17s for the same patient ID Re-attending within 3 months - Adults	567	4,967	11.4%	12.9%	14.7%	15.4%
% of FP17s for the same patient ID Re-attending between 3 & 9 months - Children	997	1,416	70.4%	61.1%	60.8%	59.7%
% of FP17s for the same patient ID Re-attending between 3 & 9 months - Adults	3,171	4,967	63.8%	55.2%	52.8%	51.7%
% of FP17s for Band 1 Urgent Courses	508	5,949	8.5%	7.6%	8.2%	9.2%
% of FP17s Relating to Free Repair or Replacements	69	5,949	1.2%	0.8%	0.7%	0.7%
% of FP17s Relating to Continuations	35	5,949	0.6%	0.8%	0.8%	0.8%
% of Patients satisfied with the dentistry they have received	1	2	N/A	93.1%	93.2%	93.5%
% of Patients satisfied with the time they had to wait for an appointment	2	2	N/A	89.9%	88.5%	87.4%

* This is based on patients treated on this contract for their most recent course of treatment. Figures in italics indicate the base number of FP17s or Patient Questionnaire responses are less than 100. N/A is shown where the base number of responses is less than 10 during the period. % is calculated as Quantity/Base number*100

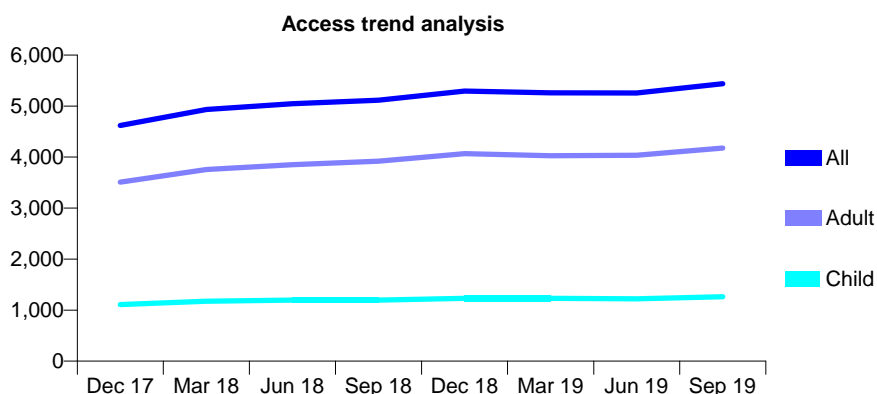
Q60 - Vital Signs At a Glance Contract Report for 682365/0010 - September 2019

Name or company name	MR QM JAFFRI
Contract type name	GDS Contract
Purpose of contract	General
Contract start date	01/03/2011
Contract end date	

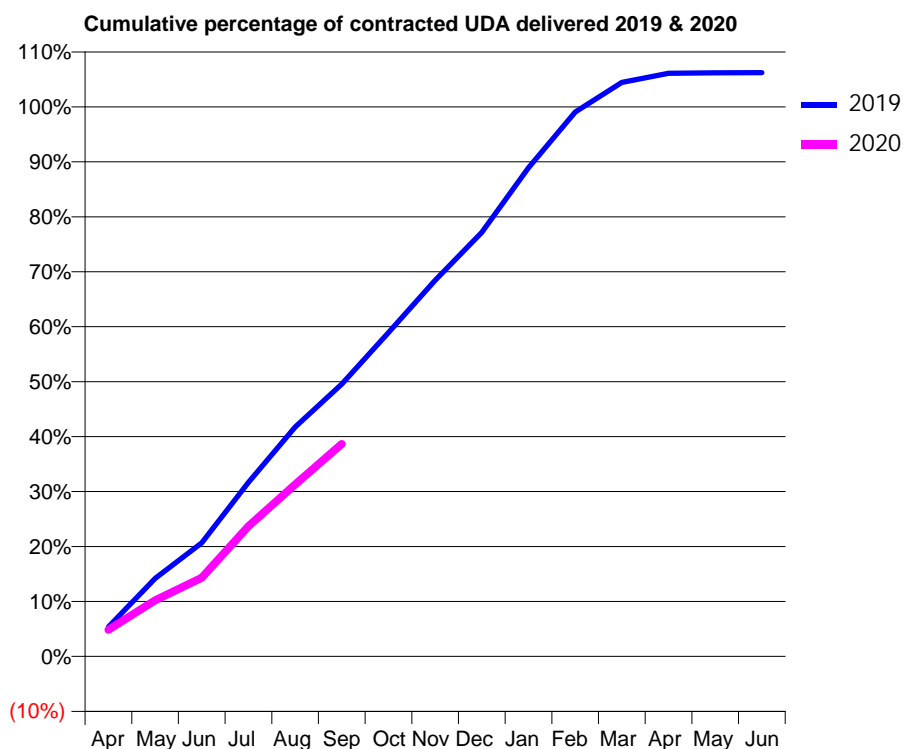
19/20 Contracted general activity (UDA)	15,480
Carry forward general activity (UDA)	0
19/20 Contracted orthodontic activity (UOA)	0
Carry forward orthodontic activity (UOA)	0
Baseline contract value	£427,025.25

ACCESS*

Patients seen in 24 months	Total	Change since previous quarter
Quarter ending September 2018	5,114	
Quarter ending December 2018	5,296	↑
Quarter ending March 2019	5,259	→
Quarter ending June 2019	5,257	→
Quarter ending September 2019	5,440	↑
Variance since September 2018	6.4%	↑



ACTIVITY



Month	2019	2020
April	832	751
May	2,198	1,580
June	3,199	2,217
July	4,903	3,668
August	6,465	4,843
September	7,671	5,984
October	9,124	
November	10,594	
December	11,943	
January	13,767	
February	15,337	
March	16,166	
April	16,427	
May	16,437	
June	16,446	

QUALITY

	Quantity	Base Number	Contract	AT	Region	England
% of FP17s for the same patient ID Re-attending within 3 months - Children	51	833	6.1%	9.6%	11.3%	11.5%
% of FP17s for the same patient ID Re-attending within 3 months - Adults	285	2,599	11.0%	12.9%	14.7%	15.4%
% of FP17s for the same patient ID Re-attending between 3 & 9 months - Children	452	833	54.3%	61.1%	60.8%	59.7%
% of FP17s for the same patient ID Re-attending between 3 & 9 months - Adults	1,436	2,599	55.3%	55.2%	52.8%	51.7%
% of FP17s for Band 1 Urgent Courses	281	3,272	8.6%	7.6%	8.2%	9.2%
% of FP17s Relating to Free Repair or Replacements	23	3,272	0.7%	0.8%	0.7%	0.7%
% of FP17s Relating to Continuations	1	3,272	0.0%	0.8%	0.8%	0.8%
% of Patients satisfied with the dentistry they have received	6	6	N/A	93.1%	93.2%	93.5%
% of Patients satisfied with the time they had to wait for an appointment	5	6	N/A	89.9%	88.5%	87.4%

* This is based on patients treated on this contract for their most recent course of treatment. Figures in italics indicate the base number of FP17s or Patient Questionnaire responses are less than 100. N/A is shown where the base number of responses is less than 10 during the period. % is calculated as Quantity/Base number*100

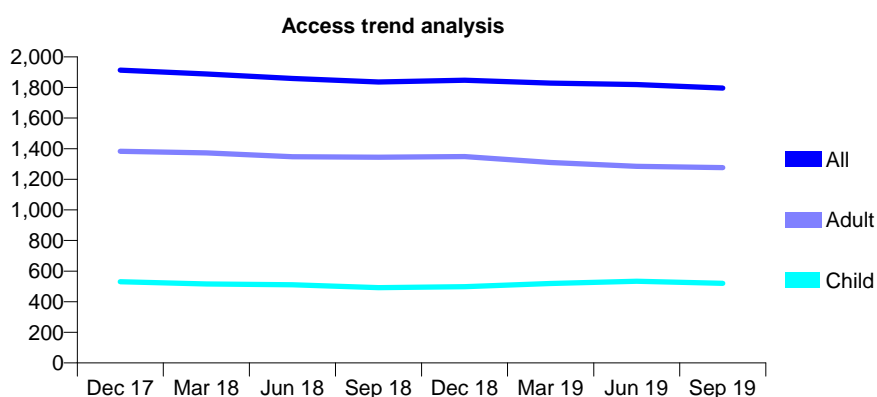
Q60 - Vital Signs At a Glance Contract Report for 690872/0001 - September 2019

Name or company name	MR NS RAI
Contract type name	GDS Contract
Purpose of contract	General
Contract start date	04/09/2006
Contract end date	

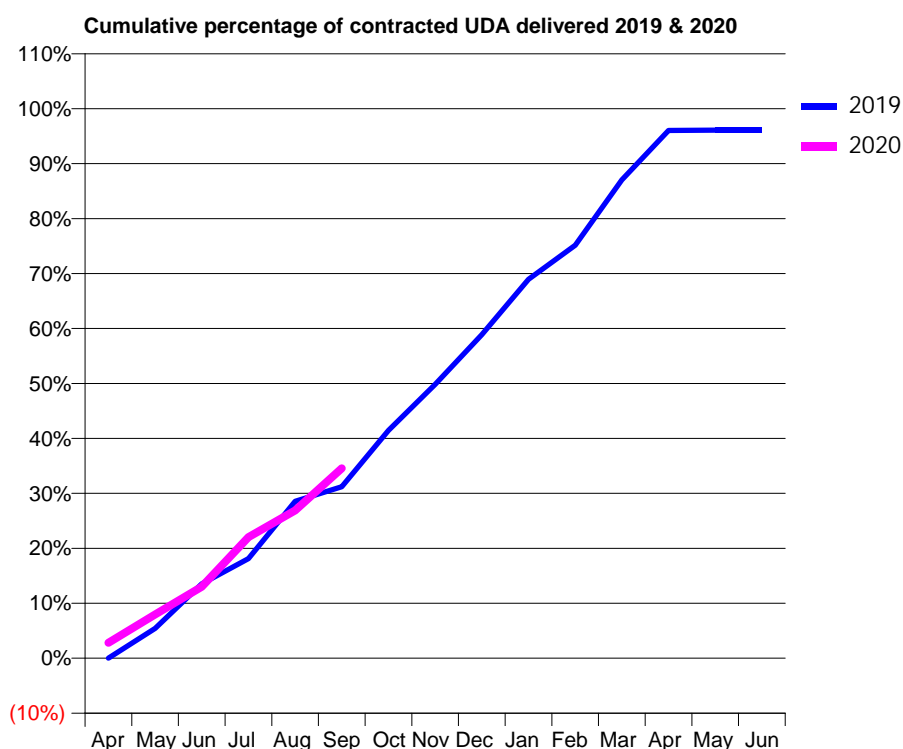
19/20 Contracted general activity (UDA)	7,200
Carry forward general activity (UDA)	0
19/20 Contracted orthodontic activity (UOA)	0
Carry forward orthodontic activity (UOA)	0
Baseline contract value	£181,700.52

ACCESS*

Patients seen in 24 months	Total	Change since previous quarter
Quarter ending September 2018	1,836	
Quarter ending December 2018	1,847	→
Quarter ending March 2019	1,829	→
Quarter ending June 2019	1,819	→
Quarter ending September 2019	1,796	↓
Variance since September 2018	(2.2%)	↓



ACTIVITY



Month	2019	2020
April	0	201
May	391	573
June	974	938
July	1,305	1,587
August	2,055	1,936
September	2,245	2,488
October	2,986	
November	3,587	
December	4,239	
January	4,965	
February	5,410	
March	6,266	
April	6,915	
May	6,918	
June	6,918	

QUALITY

	Quantity	Base Number	Contract	AT	Region	England
% of FP17s for the same patient ID Re-attending within 3 months - Children	50	441	11.3%	9.6%	11.3%	11.5%
% of FP17s for the same patient ID Re-attending within 3 months - Adults	121	814	14.9%	12.9%	14.7%	15.4%
% of FP17s for the same patient ID Re-attending between 3 & 9 months - Children	287	441	65.1%	61.1%	60.8%	59.7%
% of FP17s for the same patient ID Re-attending between 3 & 9 months - Adults	418	814	51.4%	55.2%	52.8%	51.7%
% of FP17s for Band 1 Urgent Courses	74	1,035	7.1%	7.6%	8.2%	9.2%
% of FP17s Relating to Free Repair or Replacements	10	1,035	1.0%	0.8%	0.7%	0.7%
% of FP17s Relating to Continuations	18	1,035	1.7%	0.8%	0.8%	0.8%
% of Patients satisfied with the dentistry they have received	0	0	N/A	93.1%	93.2%	93.5%
% of Patients satisfied with the time they had to wait for an appointment	0	0	N/A	89.9%	88.5%	87.4%

* This is based on patients treated on this contract for their most recent course of treatment.

Figures in italics indicate the base number of FP17s or Patient Questionnaire responses are less than 100. N/A is shown where the base number of responses is less than 10 during the period. % is calculated as Quantity/Base number*100

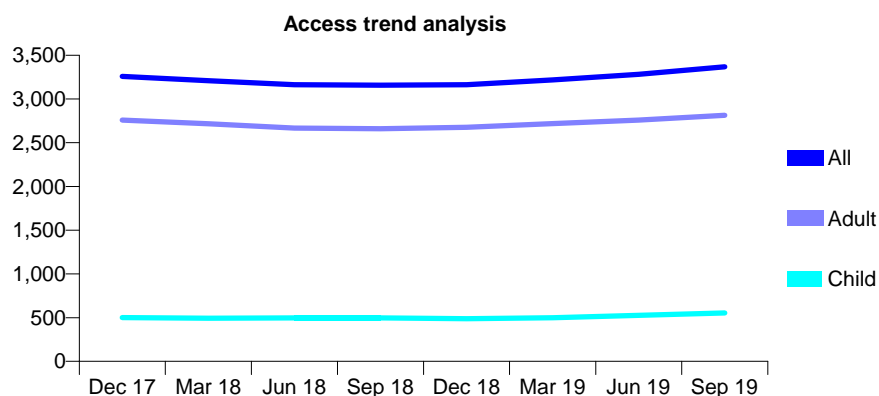
Q60 - Vital Signs At a Glance Contract Report for 713864/0001 - September 2019

Name or company name	MR VK TOORAY
Contract type name	GDS Contract
Purpose of contract	General
Contract start date	01/06/2014
Contract end date	

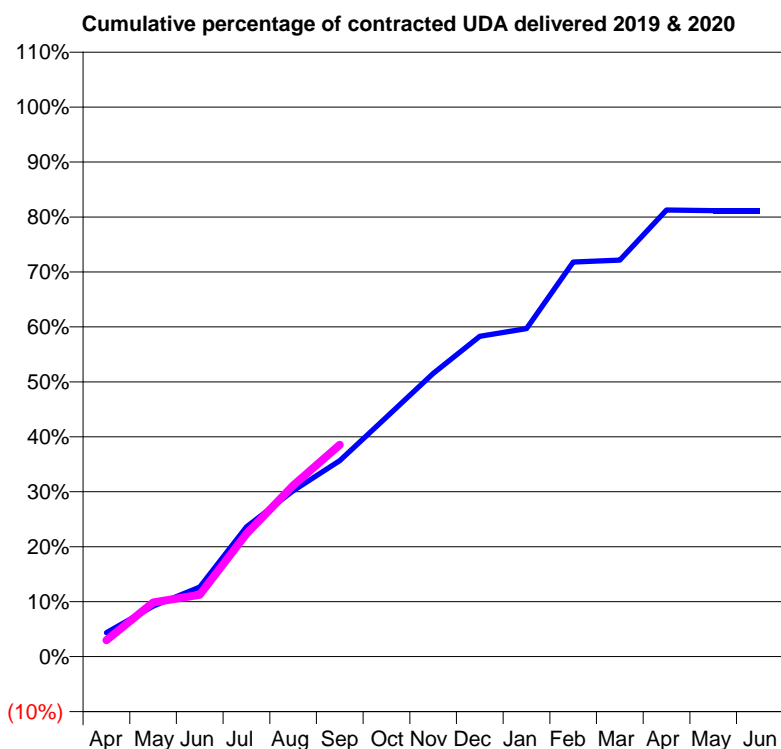
19/20 Contracted general activity (UDA)	12,058
Carry forward general activity (UDA)	0
19/20 Contracted orthodontic activity (UOA)	0
Carry forward orthodontic activity (UOA)	0
Baseline contract value	£232,613.37

ACCESS*

Patients seen in 24 months	Total	Change since previous quarter
Quarter ending September 2018	3,158	
Quarter ending December 2018	3,164	→
Quarter ending March 2019	3,219	→
Quarter ending June 2019	3,283	→
Quarter ending September 2019	3,368	↑
Variance since September 2018	6.6%	↑



ACTIVITY



Month	Adjusted Scheduled Activity (UDA)	
	2019	2020
April	526	361
May	1,108	1,190
June	1,526	1,357
July	2,846	2,698
August	3,640	3,756
September	4,301	4,648
October	5,255	
November	6,215	
December	7,027	
January	7,198	
February	8,656	
March	8,700	
April	9,798	
May	9,787	
June	9,787	

QUALITY

	Quantity	Base Number	Contract	AT	Region	England
% of FP17s for the same patient ID Re-attending within 3 months - Children	18	504	3.6%	9.6%	11.3%	11.5%
% of FP17s for the same patient ID Re-attending within 3 months - Adults	309	2,456	12.6%	12.9%	14.7%	15.4%
% of FP17s for the same patient ID Re-attending between 3 & 9 months - Children	317	504	62.9%	61.1%	60.8%	59.7%
% of FP17s for the same patient ID Re-attending between 3 & 9 months - Adults	1,491	2,456	60.7%	55.2%	52.8%	51.7%
% of FP17s for Band 1 Urgent Courses	242	2,374	10.2%	7.6%	8.2%	9.2%
% of FP17s Relating to Free Repair or Replacements	10	2,374	0.4%	0.8%	0.7%	0.7%
% of FP17s Relating to Continuations	10	2,374	0.4%	0.8%	0.8%	0.8%
% of Patients satisfied with the dentistry they have received	2	2	N/A	93.1%	93.2%	93.5%
% of Patients satisfied with the time they had to wait for an appointment	2	2	N/A	89.9%	88.5%	87.4%

* This is based on patients treated on this contract for their most recent course of treatment. Figures in italics indicate the base number of FP17s or Patient Questionnaire responses are less than 100. N/A is shown where the base number of responses is less than 10 during the period. % is calculated as Quantity/Base number*100

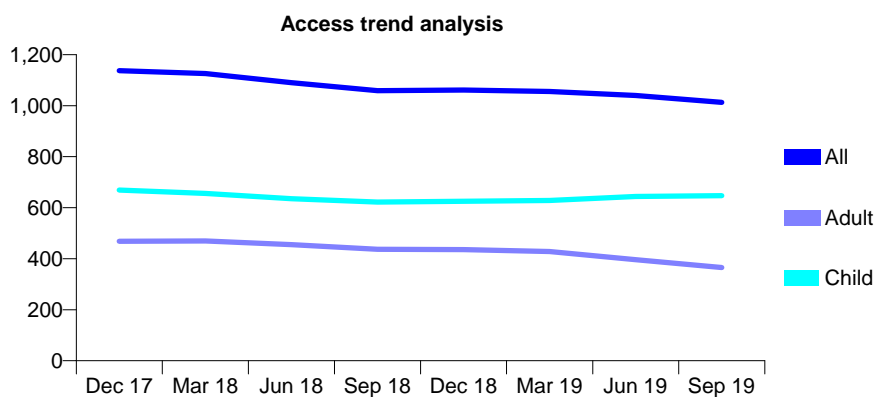
Q60 - Vital Signs At a Glance Contract Report for 725315/0001 - September 2019

Name or company name	MR IK JARRETT
Contract type name	GDS Contract
Purpose of contract	General
Contract start date	01/04/2006
Contract end date	

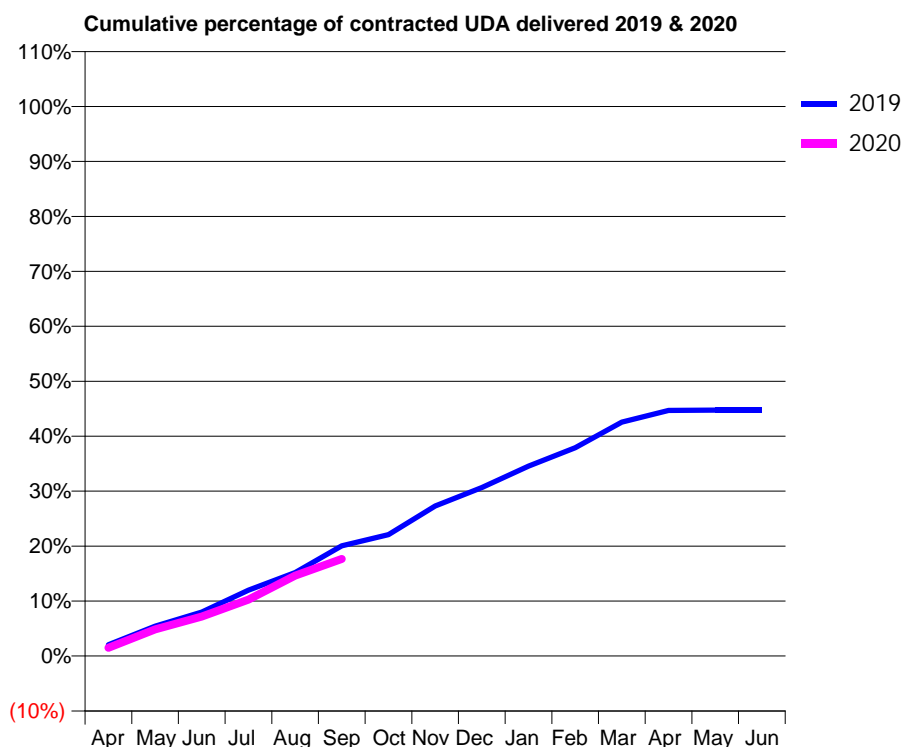
19/20 Contracted general activity (UDA)	4,451
Carry forward general activity (UDA)	0
19/20 Contracted orthodontic activity (UOA)	0
Carry forward orthodontic activity (UOA)	0
Baseline contract value	£97,109.26

ACCESS*

Patients seen in 24 months	Total	Change since previous quarter
Quarter ending September 2018	1,059	
Quarter ending December 2018	1,061	→
Quarter ending March 2019	1,056	→
Quarter ending June 2019	1,040	↓
Quarter ending September 2019	1,013	↓
Variance since September 2018	(4.3%)	↓



ACTIVITY



Month	Adjusted Scheduled Activity (UDA)	
	2019	2020
April	91	67
May	243	217
June	356	321
July	533	457
August	677	652
September	893	786
October	983	
November	1,216	
December	1,365	
January	1,538	
February	1,686	
March	1,895	
April	1,989	
May	1,992	
June	1,992	

QUALITY

	Quantity	Base Number	Contract	AT	Region	England
% of FP17s for the same patient ID Re-attending within 3 months - Children	9	462	1.9%	9.6%	11.3%	11.5%
% of FP17s for the same patient ID Re-attending within 3 months - Adults	14	183	7.7%	12.9%	14.7%	15.4%
% of FP17s for the same patient ID Re-attending between 3 & 9 months - Children	278	462	60.2%	61.1%	60.8%	59.7%
% of FP17s for the same patient ID Re-attending between 3 & 9 months - Adults	116	183	63.4%	55.2%	52.8%	51.7%
% of FP17s for Band 1 Urgent Courses	6	591	1.0%	7.6%	8.2%	9.2%
% of FP17s Relating to Free Repair or Replacements	0	591	0.0%	0.8%	0.7%	0.7%
% of FP17s Relating to Continuations	0	591	0.0%	0.8%	0.8%	0.8%
% of Patients satisfied with the dentistry they have received	1	1	N/A	93.1%	93.2%	93.5%
% of Patients satisfied with the time they had to wait for an appointment	1	1	N/A	89.9%	88.5%	87.4%

* This is based on patients treated on this contract for their most recent course of treatment. Figures in italics indicate the base number of FP17s or Patient Questionnaire responses are less than 100. N/A is shown where the base number of responses is less than 10 during the period. % is calculated as Quantity/Base number*100

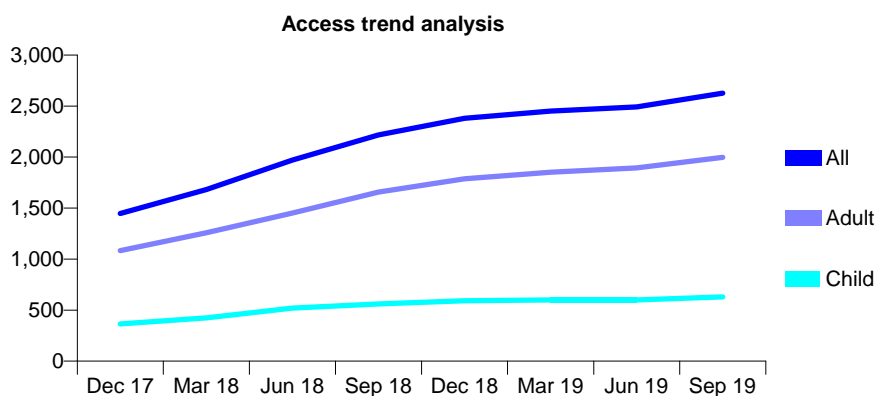
Q60 - Vital Signs At a Glance Contract Report for 725447/0001 - September 2019

Name or company name	MR PJ MIDDLETON
Contract type name	GDS Contract
Purpose of contract	General
Contract start date	01/04/2006
Contract end date	

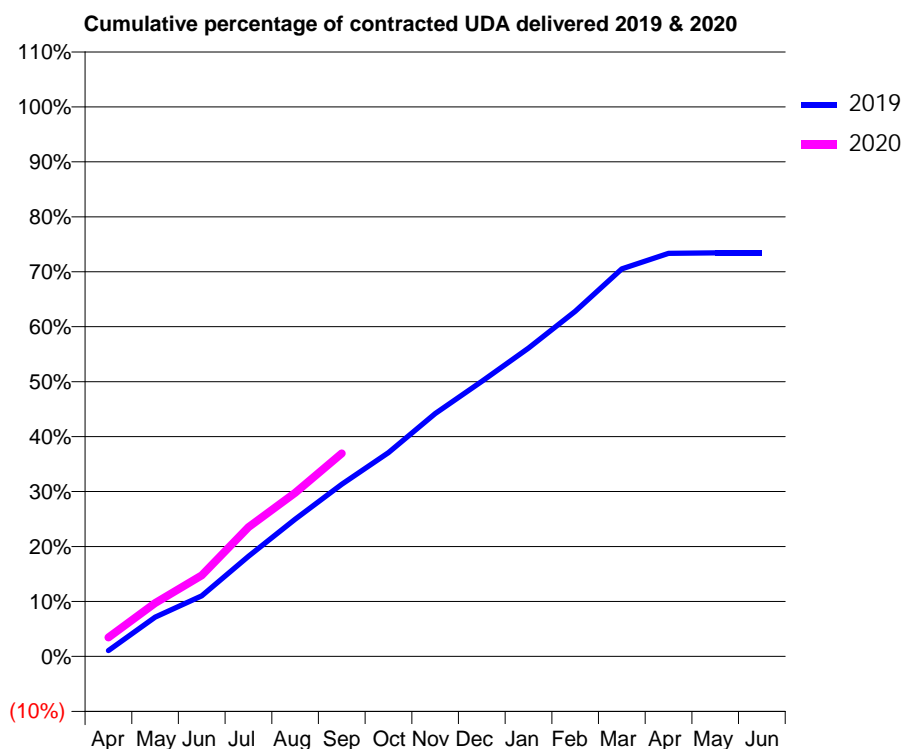
19/20 Contracted general activity (UDA)	10,956
Carry forward general activity (UDA)	0
19/20 Contracted orthodontic activity (UOA)	0
Carry forward orthodontic activity (UOA)	0
Baseline contract value	£281,473.01

ACCESS*

Patients seen in 24 months	Total	Change since previous quarter
Quarter ending September 2018	2,218	
Quarter ending December 2018	2,380	↑
Quarter ending March 2019	2,452	↑
Quarter ending June 2019	2,492	→
Quarter ending September 2019	2,627	↑
Variance since September 2018	18.4%	↑



ACTIVITY



Month	2019	2020
April	118	378
May	784	1,065
June	1,208	1,616
July	1,997	2,578
August	2,737	3,265
September	3,432	4,047
October	4,064	
November	4,842	
December	5,483	
January	6,145	
February	6,879	
March	7,724	
April	8,037	
May	8,044	
June	8,046	

QUALITY

	Quantity	Base Number	Contract	AT	Region	England
% of FP17s for the same patient ID Re-attending within 3 months - Children	49	484	10.1%	9.6%	11.3%	11.5%
% of FP17s for the same patient ID Re-attending within 3 months - Adults	316	1,567	20.2%	12.9%	14.7%	15.4%
% of FP17s for the same patient ID Re-attending between 3 & 9 months - Children	281	484	58.1%	61.1%	60.8%	59.7%
% of FP17s for the same patient ID Re-attending between 3 & 9 months - Adults	809	1,567	51.6%	55.2%	52.8%	51.7%
% of FP17s for Band 1 Urgent Courses	144	1,885	7.6%	7.6%	8.2%	9.2%
% of FP17s Relating to Free Repair or Replacements	17	1,885	0.9%	0.8%	0.7%	0.7%
% of FP17s Relating to Continuations	35	1,885	1.9%	0.8%	0.8%	0.8%
% of Patients satisfied with the dentistry they have received	2	2	N/A	93.1%	93.2%	93.5%
% of Patients satisfied with the time they had to wait for an appointment	2	2	N/A	89.9%	88.5%	87.4%

* This is based on patients treated on this contract for their most recent course of treatment. Figures in italics indicate the base number of FP17s or Patient Questionnaire responses are less than 100. N/A is shown where the base number of responses is less than 10 during the period. % is calculated as Quantity/Base number*100

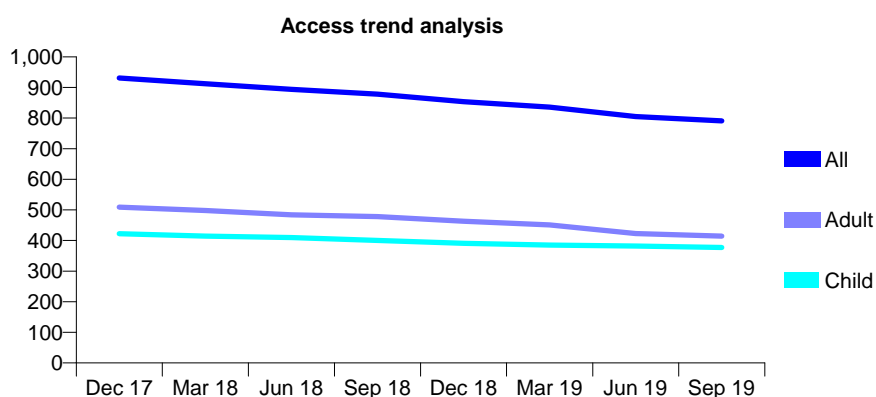
Q60 - Vital Signs At a Glance Contract Report for 732370/0001 - September 2019

Name or company name	MR AE WOODCOCK
Contract type name	GDS Contract
Purpose of contract	General
Contract start date	01/04/2006
Contract end date	

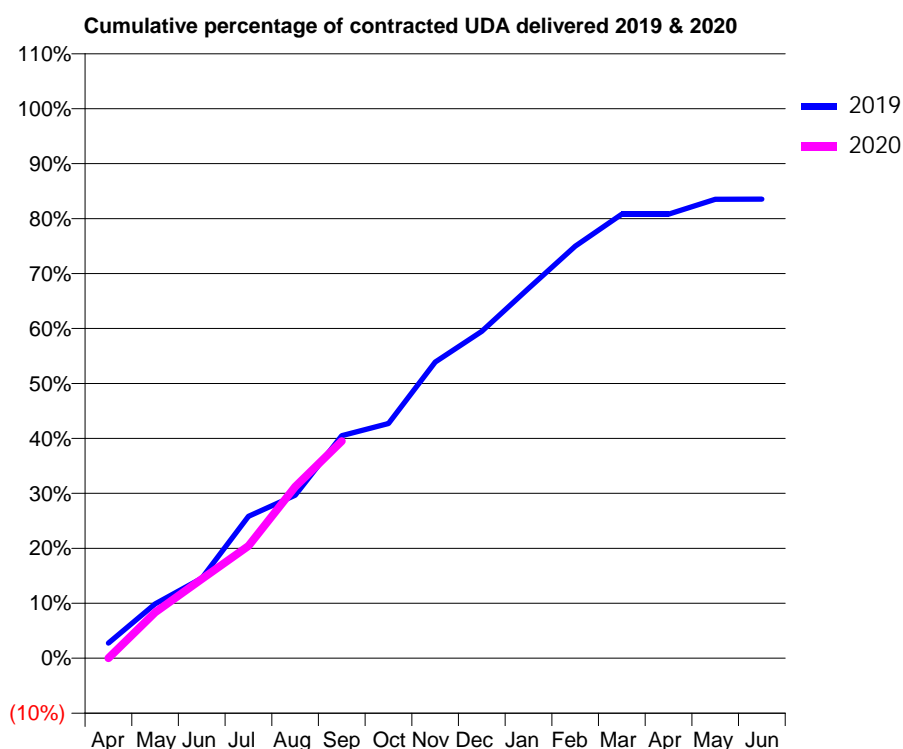
19/20 Contracted general activity (UDA)	2,220
Carry forward general activity (UDA)	0
19/20 Contracted orthodontic activity (UOA)	0
Carry forward orthodontic activity (UOA)	0
Baseline contract value	£61,456.75

ACCESS*

Patients seen in 24 months	Total	Change since previous quarter
Quarter ending September 2018	878	
Quarter ending December 2018	854	↓
Quarter ending March 2019	836	↓
Quarter ending June 2019	805	↓
Quarter ending September 2019	791	↓
Variance since September 2018	(9.9%)	↓



ACTIVITY



Month	2019	2020
April	61	0
May	220	186
June	323	320
July	573	454
August	659	693
September	899	877
October	948	
November	1,196	
December	1,321	
January	1,493	
February	1,665	
March	1,794	
April	1,794	
May	1,854	
June	1,855	

QUALITY

	Quantity	Base Number	Contract	AT	Region	England
% of FP17s for the same patient ID Re-attending within 3 months - Children	7	191	3.7%	9.6%	11.3%	11.5%
% of FP17s for the same patient ID Re-attending within 3 months - Adults	25	217	11.5%	12.9%	14.7%	15.4%
% of FP17s for the same patient ID Re-attending between 3 & 9 months - Children	51	191	26.7%	61.1%	60.8%	59.7%
% of FP17s for the same patient ID Re-attending between 3 & 9 months - Adults	68	217	31.3%	55.2%	52.8%	51.7%
% of FP17s for Band 1 Urgent Courses	10	381	2.6%	7.6%	8.2%	9.2%
% of FP17s Relating to Free Repair or Replacements	0	381	0.0%	0.8%	0.7%	0.7%
% of FP17s Relating to Continuations	6	381	1.6%	0.8%	0.8%	0.8%
% of Patients satisfied with the dentistry they have received	0	0	N/A	93.1%	93.2%	93.5%
% of Patients satisfied with the time they had to wait for an appointment	0	0	N/A	89.9%	88.5%	87.4%

* This is based on patients treated on this contract for their most recent course of treatment.

Figures in italics indicate the base number of FP17s or Patient Questionnaire responses are less than 100. N/A is shown where the base number of responses is less than 10 during the period. % is calculated as Quantity/Base number*100

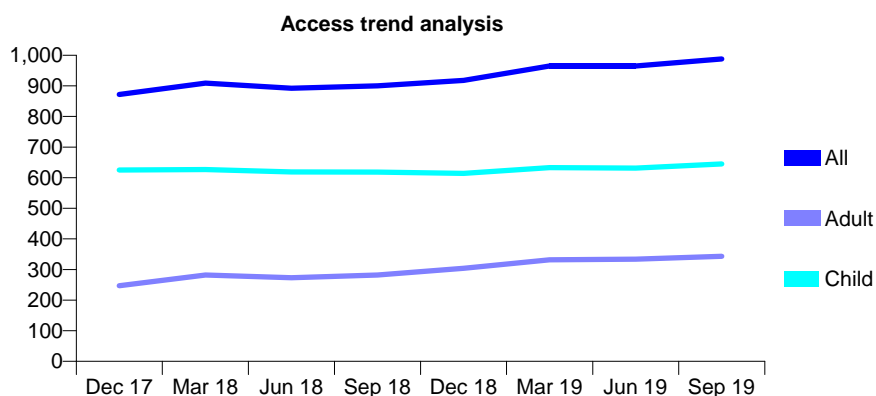
Q60 - Vital Signs At a Glance Contract Report for 739618/0001 - September 2019

Name or company name	MR J LAMPARD
Contract type name	GDS Contract
Purpose of contract	General
Contract start date	01/04/2006
Contract end date	

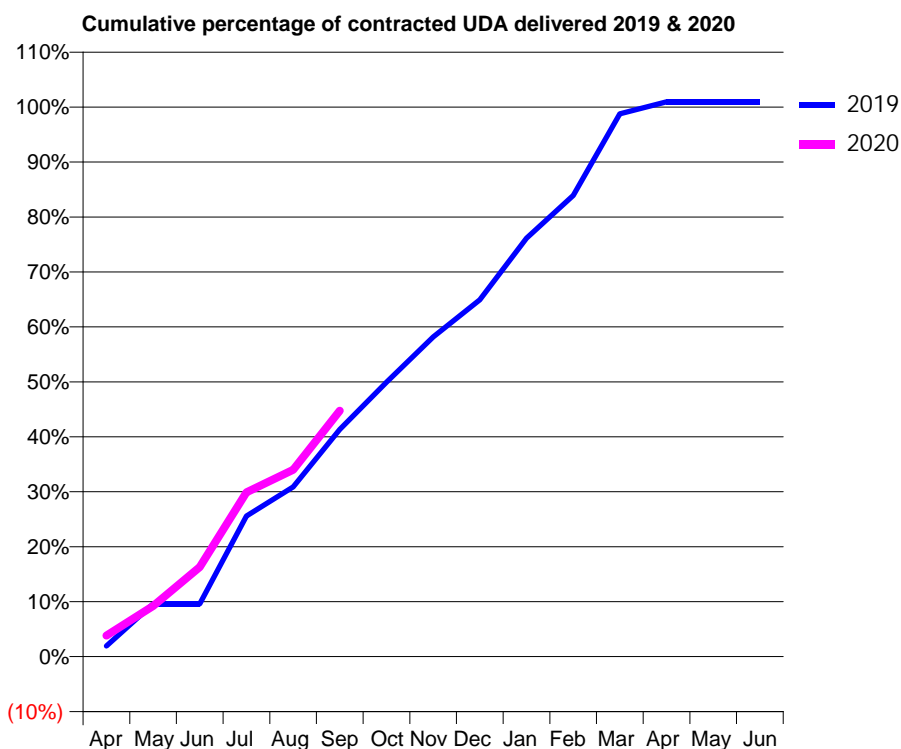
19/20 Contracted general activity (UDA)	1,850
Carry forward general activity (UDA)	-17
19/20 Contracted orthodontic activity (UOA)	0
Carry forward orthodontic activity (UOA)	0
Baseline contract value	£48,847.60

ACCESS*

Patients seen in 24 months	Total	Change since previous quarter
Quarter ending September 2018	900	
Quarter ending December 2018	918	↑
Quarter ending March 2019	965	↑
Quarter ending June 2019	965	→
Quarter ending September 2019	988	↑
Variance since September 2018	9.8%	↑



ACTIVITY



Month	Adjusted Scheduled Activity (UDA)	
	2019	2020
April	36	71
May	178	170
June	178	301
July	474	553
August	571	629
September	765	828
October	924	
November	1,076	
December	1,201	
January	1,408	
February	1,552	
March	1,827	
April	1,867	
May	1,867	
June	1,867	

QUALITY

	Quantity	Base Number	Contract	AT	Region	England
% of FP17s for the same patient ID Re-attending within 3 months - Children	15	545	2.8%	9.6%	11.3%	11.5%
% of FP17s for the same patient ID Re-attending within 3 months - Adults	4	156	2.6%	12.9%	14.7%	15.4%
% of FP17s for the same patient ID Re-attending between 3 & 9 months - Children	424	545	77.8%	61.1%	60.8%	59.7%
% of FP17s for the same patient ID Re-attending between 3 & 9 months - Adults	99	156	63.5%	55.2%	52.8%	51.7%
% of FP17s for Band 1 Urgent Courses	9	671	1.3%	7.6%	8.2%	9.2%
% of FP17s Relating to Free Repair or Replacements	1	671	0.1%	0.8%	0.7%	0.7%
% of FP17s Relating to Continuations	0	671	0.0%	0.8%	0.8%	0.8%
% of Patients satisfied with the dentistry they have received	0	0	N/A	93.1%	93.2%	93.5%
% of Patients satisfied with the time they had to wait for an appointment	0	0	N/A	89.9%	88.5%	87.4%

* This is based on patients treated on this contract for their most recent course of treatment. Figures in italics indicate the base number of FP17s or Patient Questionnaire responses are less than 100. N/A is shown where the base number of responses is less than 10 during the period. % is calculated as Quantity/Base number*100

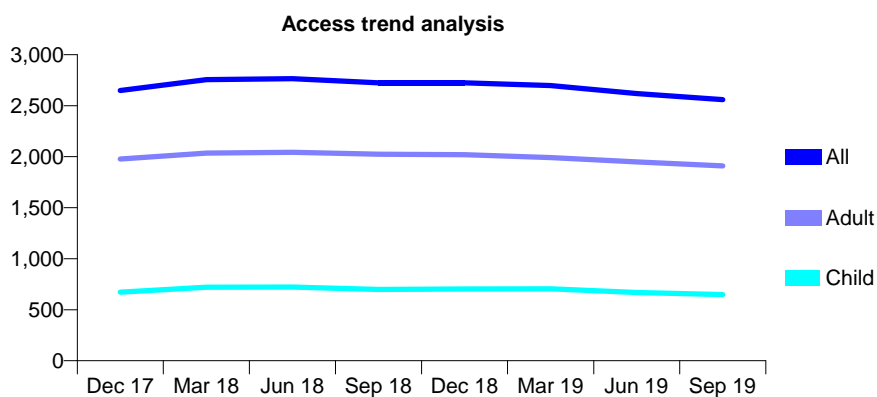
Q60 - Vital Signs At a Glance Contract Report for 740993/0001 - September 2019

Name or company name	Lawley Dental Practice
Contract type name	GDS Contract
Purpose of contract	General
Contract start date	01/04/2006
Contract end date	

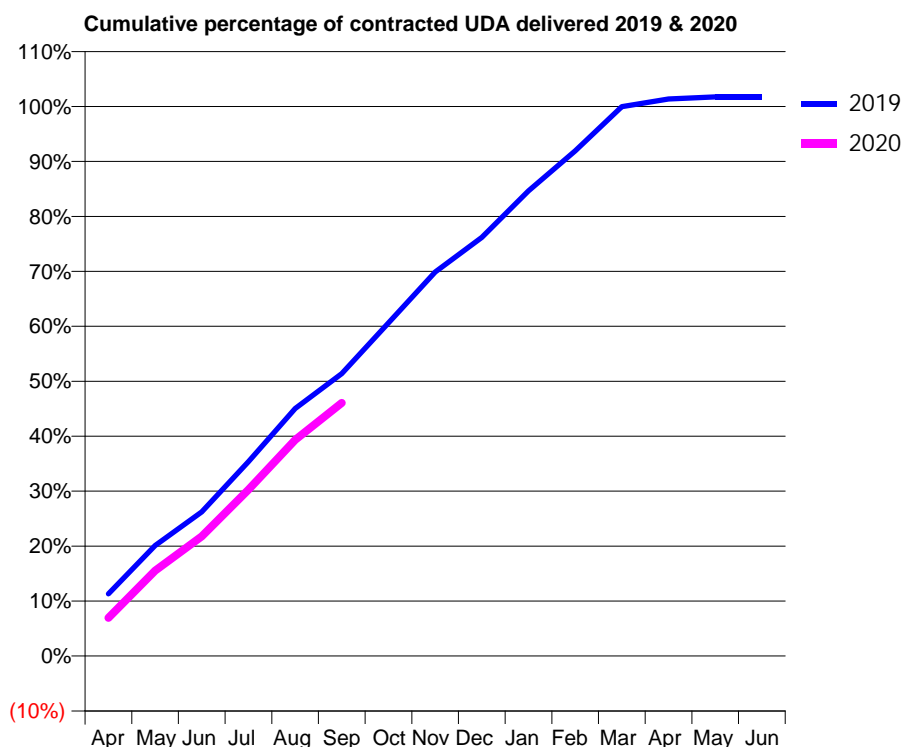
19/20 Contracted general activity (UDA)	8,120
Carry forward general activity (UDA)	-142
19/20 Contracted orthodontic activity (UOA)	0
Carry forward orthodontic activity (UOA)	0
Baseline contract value	£240,374.65

ACCESS*

Patients seen in 24 months	Total	Change since previous quarter
Quarter ending September 2018	2,723	
Quarter ending December 2018	2,724	→
Quarter ending March 2019	2,697	→
Quarter ending June 2019	2,619	↓
Quarter ending September 2019	2,559	↓
Variance since September 2018	(6.0%)	↓



ACTIVITY



Month	Adjusted Scheduled Activity (UDA)	
	2019	2020
April	919	565
May	1,633	1,261
June	2,130	1,769
July	2,872	2,458
August	3,657	3,194
September	4,172	3,740
October	4,923	
November	5,675	
December	6,185	
January	6,871	
February	7,466	
March	8,118	
April	8,229	
May	8,262	
June	8,262	

QUALITY

	Quantity	Base Number	Contract	AT	Region	England
% of FP17s for the same patient ID Re-attending within 3 months - Children	26	548	4.7%	9.6%	11.3%	11.5%
% of FP17s for the same patient ID Re-attending within 3 months - Adults	173	1,559	11.1%	12.9%	14.7%	15.4%
% of FP17s for the same patient ID Re-attending between 3 & 9 months - Children	400	548	73.0%	61.1%	60.8%	59.7%
% of FP17s for the same patient ID Re-attending between 3 & 9 months - Adults	1,050	1,559	67.4%	55.2%	52.8%	51.7%
% of FP17s for Band 1 Urgent Courses	165	2,049	8.1%	7.6%	8.2%	9.2%
% of FP17s Relating to Free Repair or Replacements	10	2,049	0.5%	0.8%	0.7%	0.7%
% of FP17s Relating to Continuations	23	2,049	1.1%	0.8%	0.8%	0.8%
% of Patients satisfied with the dentistry they have received	3	3	N/A	93.1%	93.2%	93.5%
% of Patients satisfied with the time they had to wait for an appointment	3	3	N/A	89.9%	88.5%	87.4%

* This is based on patients treated on this contract for their most recent course of treatment. Figures in italics indicate the base number of FP17s or Patient Questionnaire responses are less than 100. N/A is shown where the base number of responses is less than 10 during the period. % is calculated as Quantity/Base number*100

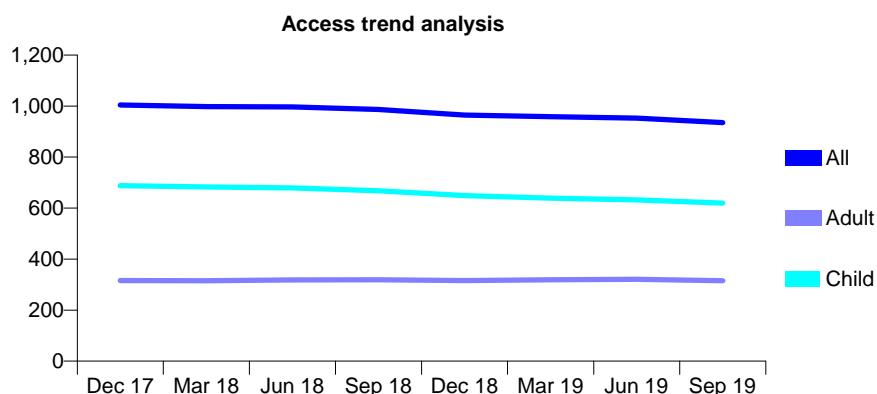
Q60 - Vital Signs At a Glance Contract Report for 741361/0001 - September 2019

Name or company name	MISS SM BATHO
Contract type name	GDS Contract
Purpose of contract	General
Contract start date	01/04/2006
Contract end date	

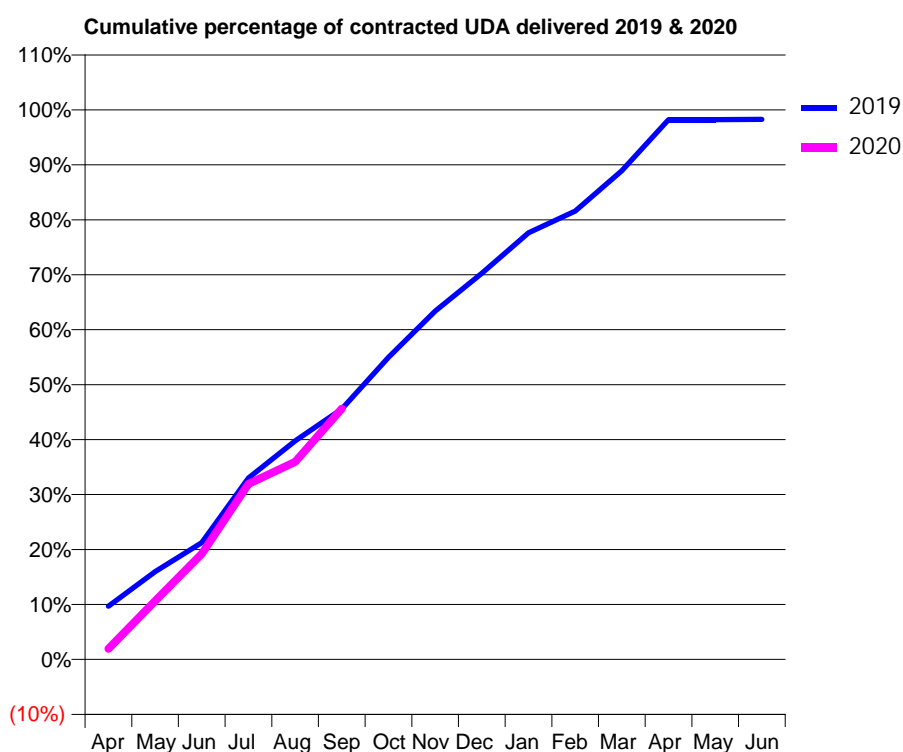
19/20 Contracted general activity (UDA)	2,100
Carry forward general activity (UDA)	36
19/20 Contracted orthodontic activity (UOA)	0
Carry forward orthodontic activity (UOA)	0
Baseline contract value	£48,313.10

ACCESS*

Patients seen in 24 months	Total	Change since previous quarter
Quarter ending September 2018	987	
Quarter ending December 2018	965	↓
Quarter ending March 2019	958	→
Quarter ending June 2019	953	→
Quarter ending September 2019	935	↓
Variance since September 2018	(5.3%)	↓



ACTIVITY



Month	2019	2020
April	203	40
May	335	223
June	446	403
July	693	671
August	835	755
September	957	958
October	1,155	
November	1,331	
December	1,476	
January	1,630	
February	1,714	
March	1,867	
April	2,063	
May	2,063	
June	2,064	

QUALITY

	Quantity	Base Number	Contract	AT	Region	England
% of FP17s for the same patient ID Re-attending within 3 months - Children	55	585	9.4%	9.6%	11.3%	11.5%
% of FP17s for the same patient ID Re-attending within 3 months - Adults	28	224	12.5%	12.9%	14.7%	15.4%
% of FP17s for the same patient ID Re-attending between 3 & 9 months - Children	377	585	64.4%	61.1%	60.8%	59.7%
% of FP17s for the same patient ID Re-attending between 3 & 9 months - Adults	118	224	52.7%	55.2%	52.8%	51.7%
% of FP17s for Band 1 Urgent Courses	50	699	7.2%	7.6%	8.2%	9.2%
% of FP17s Relating to Free Repair or Replacements	0	699	0.0%	0.8%	0.7%	0.7%
% of FP17s Relating to Continuations	1	699	0.1%	0.8%	0.8%	0.8%
% of Patients satisfied with the dentistry they have received	0	0	N/A	93.1%	93.2%	93.5%
% of Patients satisfied with the time they had to wait for an appointment	0	0	N/A	89.9%	88.5%	87.4%

* This is based on patients treated on this contract for their most recent course of treatment. Figures in italics indicate the base number of FP17s or Patient Questionnaire responses are less than 100. N/A is shown where the base number of responses is less than 10 during the period. % is calculated as Quantity/Base number*100

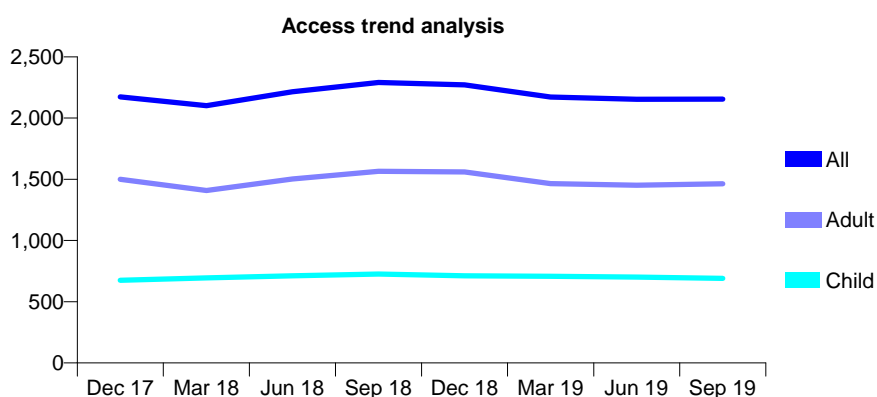
Q60 - Vital Signs At a Glance Contract Report for 741396/0001 - September 2019

Name or company name	MR D CHILCOTT
Contract type name	GDS Contract
Purpose of contract	General
Contract start date	01/04/2006
Contract end date	

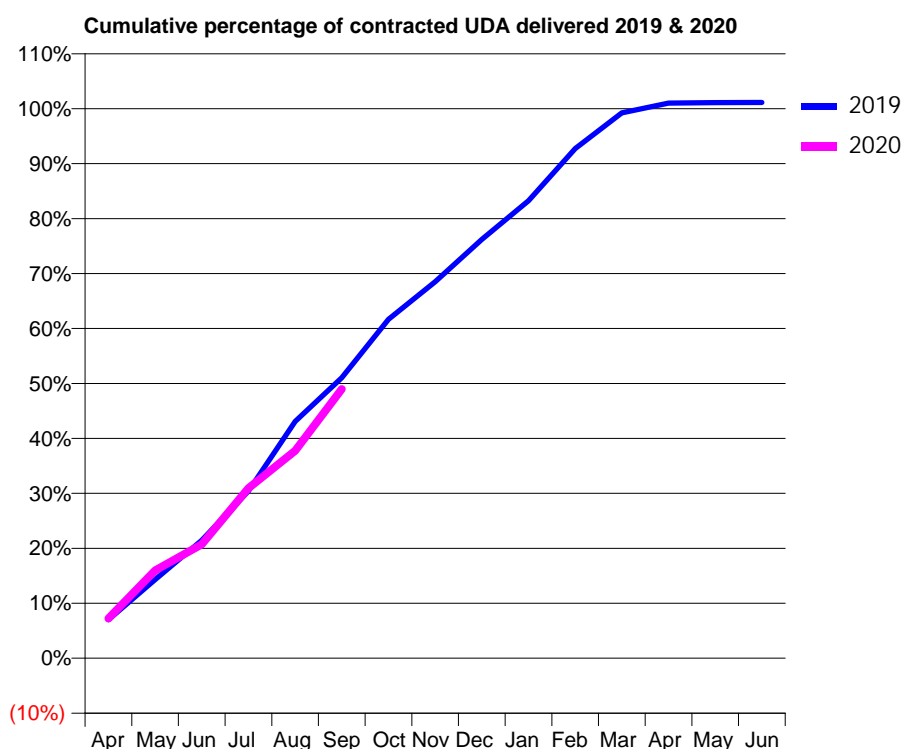
19/20 Contracted general activity (UDA)	6,679
Carry forward general activity (UDA)	-75
19/20 Contracted orthodontic activity (UOA)	0
Carry forward orthodontic activity (UOA)	0
Baseline contract value	£178,391.37

ACCESS*

Patients seen in 24 months	Total	Change since previous quarter
Quarter ending September 2018	2,291	
Quarter ending December 2018	2,272	→
Quarter ending March 2019	2,172	↓
Quarter ending June 2019	2,153	→
Quarter ending September 2019	2,155	→
Variance since September 2018	(5.9%)	↓



ACTIVITY



Month	2019	2020
April	467	483
May	956	1,067
June	1,433	1,385
July	2,032	2,067
August	2,878	2,523
September	3,410	3,272
October	4,120	
November	4,576	
December	5,091	
January	5,560	
February	6,193	
March	6,628	
April	6,747	
May	6,752	
June	6,755	

QUALITY

	Quantity	Base Number	Contract	AT	Region	England
% of FP17s for the same patient ID Re-attending within 3 months - Children	43	651	6.6%	9.6%	11.3%	11.5%
% of FP17s for the same patient ID Re-attending within 3 months - Adults	166	1,191	13.9%	12.9%	14.7%	15.4%
% of FP17s for the same patient ID Re-attending between 3 & 9 months - Children	488	651	75.0%	61.1%	60.8%	59.7%
% of FP17s for the same patient ID Re-attending between 3 & 9 months - Adults	818	1,191	68.7%	55.2%	52.8%	51.7%
% of FP17s for Band 1 Urgent Courses	18	1,761	1.0%	7.6%	8.2%	9.2%
% of FP17s Relating to Free Repair or Replacements	18	1,761	1.0%	0.8%	0.7%	0.7%
% of FP17s Relating to Continuations	19	1,761	1.1%	0.8%	0.8%	0.8%
% of Patients satisfied with the dentistry they have received	3	3	N/A	93.1%	93.2%	93.5%
% of Patients satisfied with the time they had to wait for an appointment	3	3	N/A	89.9%	88.5%	87.4%

* This is based on patients treated on this contract for their most recent course of treatment. Figures in italics indicate the base number of FP17s or Patient Questionnaire responses are less than 100. N/A is shown where the base number of responses is less than 10 during the period. % is calculated as Quantity/Base number*100

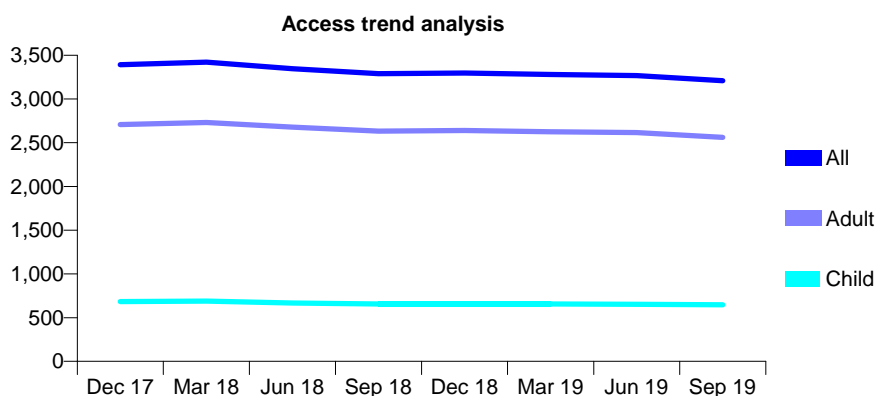
Q60 - Vital Signs At a Glance Contract Report for 745804/0001 - September 2019

Name or company name	MR YM TSO
Contract type name	GDS Contract
Purpose of contract	General
Contract start date	01/04/2006
Contract end date	

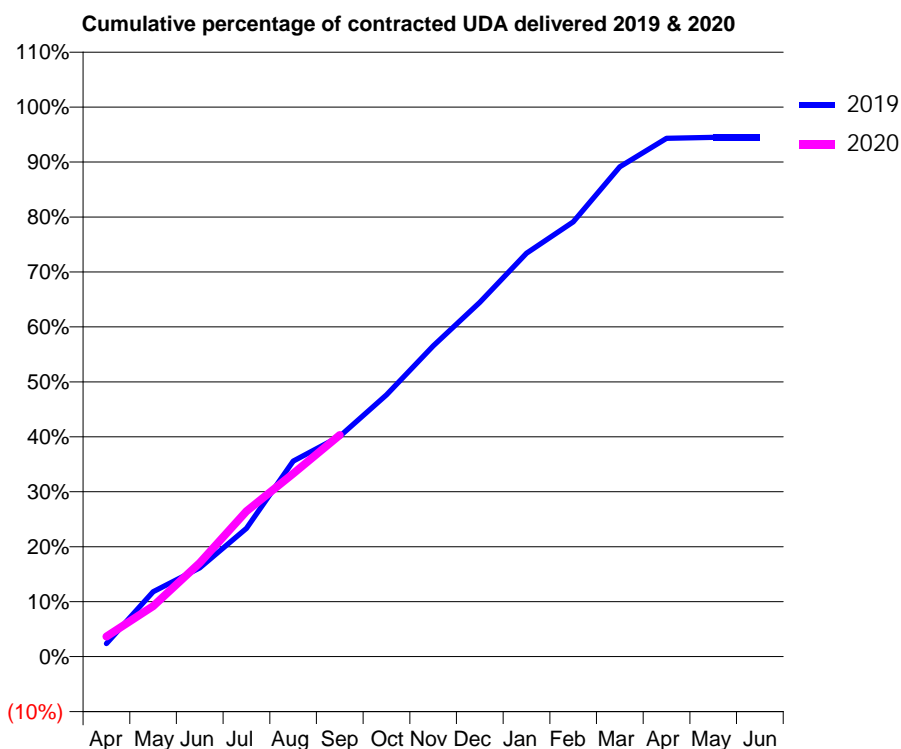
19/20 Contracted general activity (UDA)	8,200
Carry forward general activity (UDA)	0
19/20 Contracted orthodontic activity (UOA)	0
Carry forward orthodontic activity (UOA)	0
Baseline contract value	£244,705.74

ACCESS*

Patients seen in 24 months	Total	Change since previous quarter
Quarter ending September 2018	3,290	
Quarter ending December 2018	3,297	→
Quarter ending March 2019	3,281	→
Quarter ending June 2019	3,268	→
Quarter ending September 2019	3,209	↓
Variance since September 2018	(2.5%)	↓



ACTIVITY



Month	Adjusted Scheduled Activity (UDA)	
	2019	2020
April	194	300
May	969	754
June	1,325	1,398
July	1,916	2,169
August	2,917	2,730
September	3,289	3,307
October	3,905	
November	4,636	
December	5,287	
January	6,019	
February	6,487	
March	7,309	
April	7,735	
May	7,748	
June	7,748	

QUALITY

	Quantity	Base Number	Contract	AT	Region	England
% of FP17s for the same patient ID Re-attending within 3 months - Children	27	356	7.6%	9.6%	11.3%	11.5%
% of FP17s for the same patient ID Re-attending within 3 months - Adults	185	1,415	13.1%	12.9%	14.7%	15.4%
% of FP17s for the same patient ID Re-attending between 3 & 9 months - Children	110	356	30.9%	61.1%	60.8%	59.7%
% of FP17s for the same patient ID Re-attending between 3 & 9 months - Adults	364	1,415	25.7%	55.2%	52.8%	51.7%
% of FP17s for Band 1 Urgent Courses	193	1,590	12.1%	7.6%	8.2%	9.2%
% of FP17s Relating to Free Repair or Replacements	7	1,590	0.4%	0.8%	0.7%	0.7%
% of FP17s Relating to Continuations	9	1,590	0.6%	0.8%	0.8%	0.8%
% of Patients satisfied with the dentistry they have received	1	1	N/A	93.1%	93.2%	93.5%
% of Patients satisfied with the time they had to wait for an appointment	1	1	N/A	89.9%	88.5%	87.4%

* This is based on patients treated on this contract for their most recent course of treatment. Figures in italics indicate the base number of FP17s or Patient Questionnaire responses are less than 100. N/A is shown where the base number of responses is less than 10 during the period. % is calculated as Quantity/Base number*100

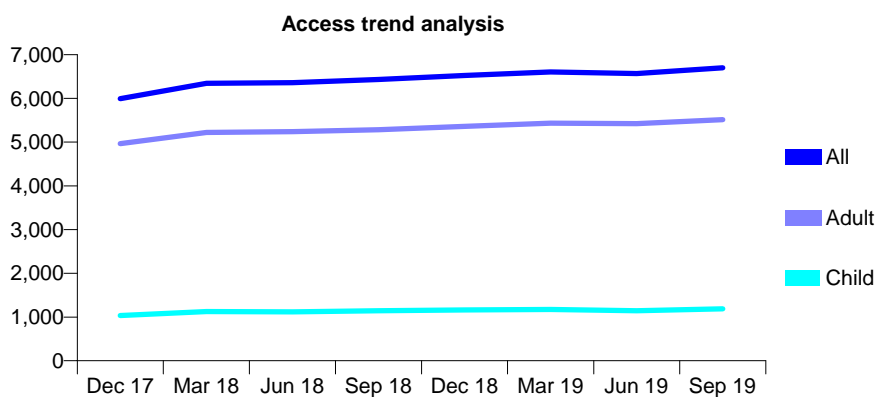
Q60 - Vital Signs At a Glance Contract Report for 749559/0001 - September 2019

Name or company name	MR JC PREECE
Contract type name	GDS Contract
Purpose of contract	General
Contract start date	01/04/2006
Contract end date	

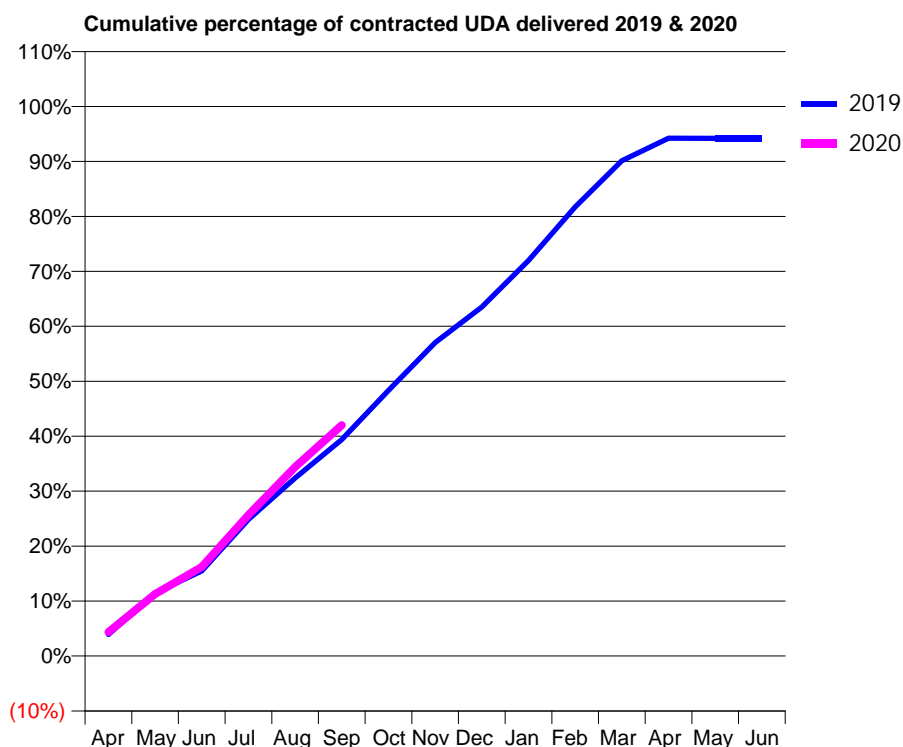
19/20 Contracted general activity (UDA)	19,778
Carry forward general activity (UDA)	0
19/20 Contracted orthodontic activity (UOA)	0
Carry forward orthodontic activity (UOA)	0
Baseline contract value	£580,731.68

ACCESS*

Patients seen in 24 months	Total	Change since previous quarter
Quarter ending September 2018	6,430	
Quarter ending December 2018	6,522	→
Quarter ending March 2019	6,606	→
Quarter ending June 2019	6,567	→
Quarter ending September 2019	6,700	↑
Variance since September 2018	4.2%	↑



ACTIVITY



Month	Adjusted Scheduled Activity (UDA)	
	2019	2020
April	777	862
May	2,269	2,233
June	3,062	3,210
July	4,919	5,081
August	6,410	6,802
September	7,793	8,309
October	9,559	
November	11,282	
December	12,556	
January	14,235	
February	16,167	
March	17,825	
April	18,636	
May	18,629	
June	18,629	

QUALITY

	Quantity	Base Number	Contract	AT	Region	England
% of FP17s for the same patient ID Re-attending within 3 months - Children	44	969	4.5%	9.6%	11.3%	11.5%
% of FP17s for the same patient ID Re-attending within 3 months - Adults	473	4,356	10.9%	12.9%	14.7%	15.4%
% of FP17s for the same patient ID Re-attending between 3 & 9 months - Children	669	969	69.0%	61.1%	60.8%	59.7%
% of FP17s for the same patient ID Re-attending between 3 & 9 months - Adults	3,092	4,356	71.0%	55.2%	52.8%	51.7%
% of FP17s for Band 1 Urgent Courses	357	5,004	7.1%	7.6%	8.2%	9.2%
% of FP17s Relating to Free Repair or Replacements	50	5,004	1.0%	0.8%	0.7%	0.7%
% of FP17s Relating to Continuations	29	5,004	0.6%	0.8%	0.8%	0.8%
% of Patients satisfied with the dentistry they have received	3	3	N/A	93.1%	93.2%	93.5%
% of Patients satisfied with the time they had to wait for an appointment	2	3	N/A	89.9%	88.5%	87.4%

* This is based on patients treated on this contract for their most recent course of treatment. Figures in italics indicate the base number of FP17s or Patient Questionnaire responses are less than 100. N/A is shown where the base number of responses is less than 10 during the period. % is calculated as Quantity/Base number*100

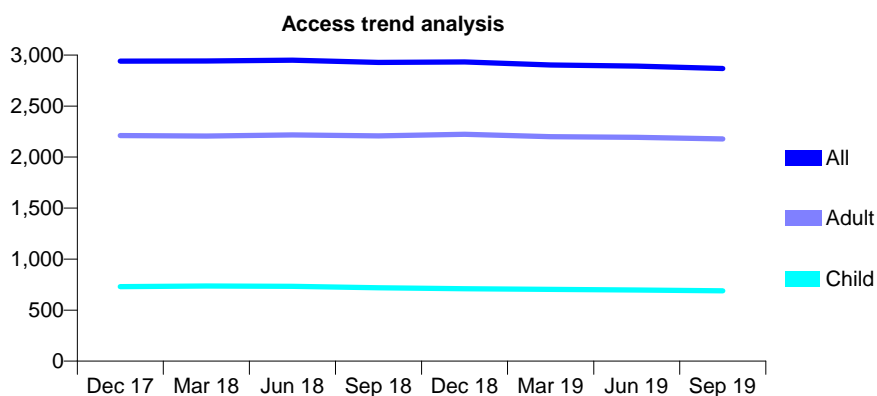
Q60 - Vital Signs At a Glance Contract Report for 755362/0001 - September 2019

Name or company name	MR KS HUGHES
Contract type name	GDS Contract
Purpose of contract	General
Contract start date	01/04/2006
Contract end date	

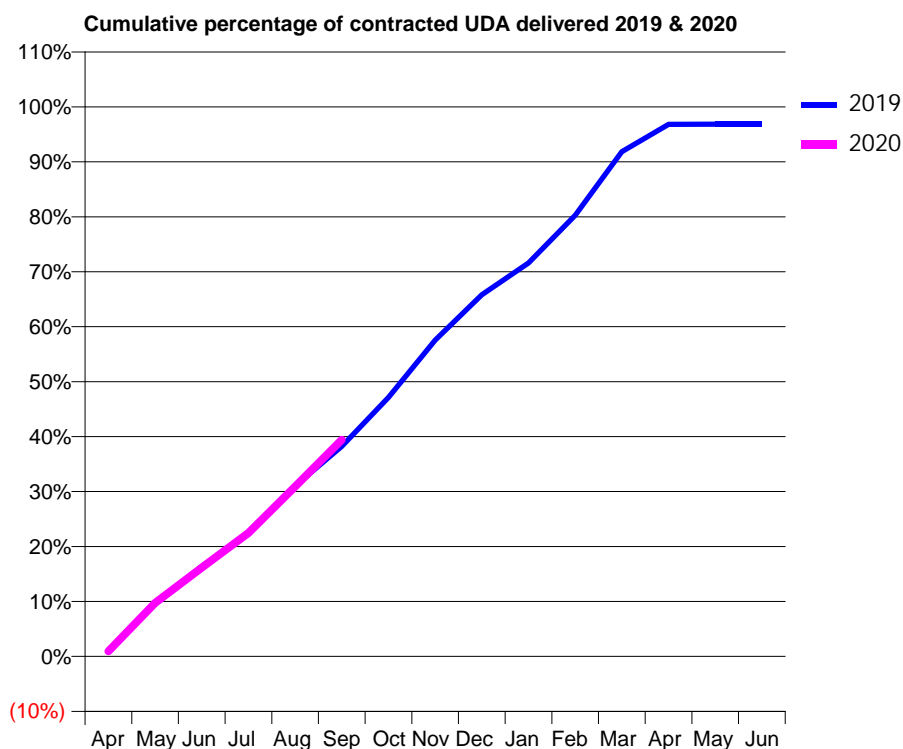
19/20 Contracted general activity (UDA)	9,315
Carry forward general activity (UDA)	294
19/20 Contracted orthodontic activity (UOA)	0
Carry forward orthodontic activity (UOA)	0
Baseline contract value	£256,829.10

ACCESS*

Patients seen in 24 months	Total	Change since previous quarter
Quarter ending September 2018	2,928	
Quarter ending December 2018	2,933	→
Quarter ending March 2019	2,903	↓
Quarter ending June 2019	2,892	→
Quarter ending September 2019	2,869	→
Variance since September 2018	(2.0%)	↓



ACTIVITY



Month	2019	2020
April	101	89
May	890	907
June	1,527	1,505
July	2,084	2,093
August	2,891	2,879
September	3,562	3,673
October	4,390	
November	5,360	
December	6,130	
January	6,669	
February	7,476	
March	8,554	
April	9,019	
May	9,020	
June	9,020	

QUALITY

	Quantity	Base Number	Contract	AT	Region	England
% of FP17s for the same patient ID Re-attending within 3 months - Children	58	655	8.9%	9.6%	11.3%	11.5%
% of FP17s for the same patient ID Re-attending within 3 months - Adults	248	1,696	14.6%	12.9%	14.7%	15.4%
% of FP17s for the same patient ID Re-attending between 3 & 9 months - Children	482	655	73.6%	61.1%	60.8%	59.7%
% of FP17s for the same patient ID Re-attending between 3 & 9 months - Adults	1,084	1,696	63.9%	55.2%	52.8%	51.7%
% of FP17s for Band 1 Urgent Courses	168	2,156	7.8%	7.6%	8.2%	9.2%
% of FP17s Relating to Free Repair or Replacements	26	2,156	1.2%	0.8%	0.7%	0.7%
% of FP17s Relating to Continuations	21	2,156	1.0%	0.8%	0.8%	0.8%
% of Patients satisfied with the dentistry they have received	3	4	N/A	93.1%	93.2%	93.5%
% of Patients satisfied with the time they had to wait for an appointment	2	4	N/A	89.9%	88.5%	87.4%

* This is based on patients treated on this contract for their most recent course of treatment. Figures in italics indicate the base number of FP17s or Patient Questionnaire responses are less than 100. N/A is shown where the base number of responses is less than 10 during the period. % is calculated as Quantity/Base number*100

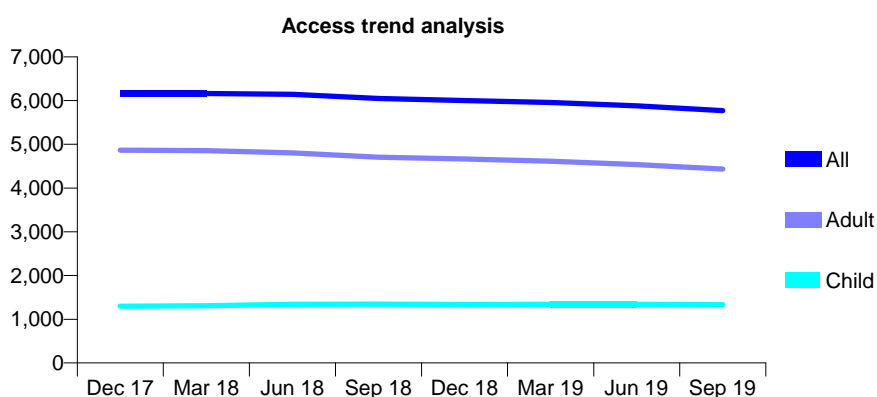
Q60 - Vital Signs At a Glance Contract Report for 762571/0001 - September 2019

Name or company name	Cleobury Dental Practice Partnership
Contract type name	GDS Contract
Purpose of contract	General
Contract start date	01/12/2011
Contract end date	

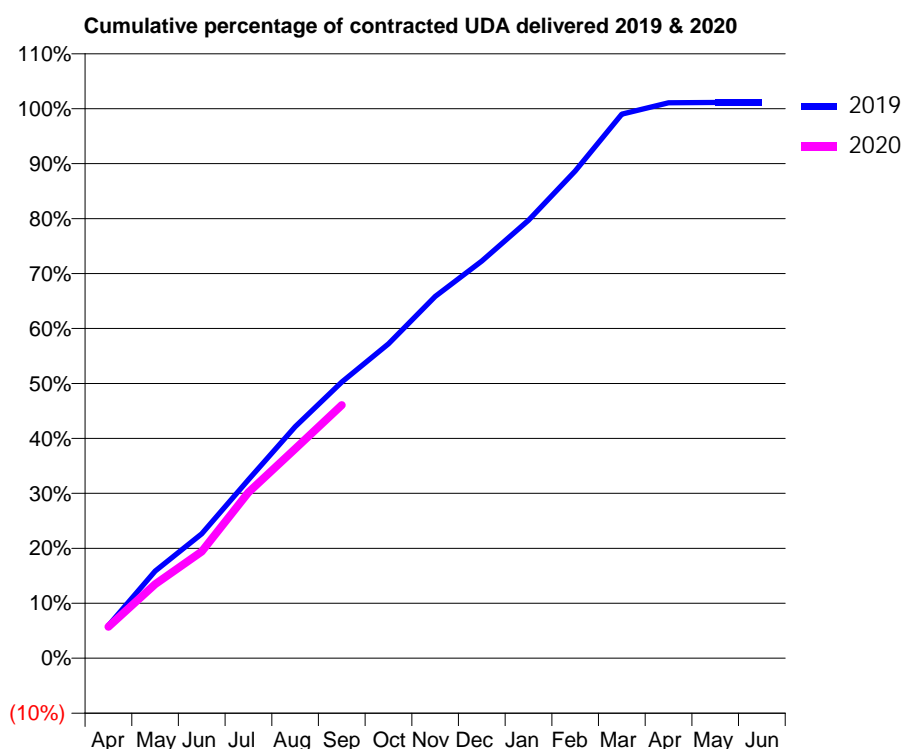
19/20 Contracted general activity (UDA)	15,000
Carry forward general activity (UDA)	-170
19/20 Contracted orthodontic activity (UOA)	0
Carry forward orthodontic activity (UOA)	0
Baseline contract value	£400,477.77

ACCESS*

Patients seen in 24 months	Total	Change since previous quarter
Quarter ending September 2018	6,050	
Quarter ending December 2018	6,002	→
Quarter ending March 2019	5,954	→
Quarter ending June 2019	5,878	↓
Quarter ending September 2019	5,768	↓
Variance since September 2018	(4.7%)	↓



ACTIVITY



Month	2019	2020
April	894	856
May	2,378	2,024
June	3,397	2,909
July	4,874	4,527
August	6,321	5,718
September	7,535	6,906
October	8,581	
November	9,872	
December	10,841	
January	11,952	
February	13,301	
March	14,850	
April	15,158	
May	15,169	
June	15,170	

QUALITY

	Quantity	Base Number	Contract	AT	Region	England
% of FP17s for the same patient ID Re-attending within 3 months - Children	56	1,113	5.0%	9.6%	11.3%	11.5%
% of FP17s for the same patient ID Re-attending within 3 months - Adults	295	3,227	9.1%	12.9%	14.7%	15.4%
% of FP17s for the same patient ID Re-attending between 3 & 9 months - Children	762	1,113	68.5%	61.1%	60.8%	59.7%
% of FP17s for the same patient ID Re-attending between 3 & 9 months - Adults	2,233	3,227	69.2%	55.2%	52.8%	51.7%
% of FP17s for Band 1 Urgent Courses	182	3,775	4.8%	7.6%	8.2%	9.2%
% of FP17s Relating to Free Repair or Replacements	29	3,775	0.8%	0.8%	0.7%	0.7%
% of FP17s Relating to Continuations	29	3,775	0.8%	0.8%	0.8%	0.8%
% of Patients satisfied with the dentistry they have received	4	4	N/A	93.1%	93.2%	93.5%
% of Patients satisfied with the time they had to wait for an appointment	3	4	N/A	89.9%	88.5%	87.4%

* This is based on patients treated on this contract for their most recent course of treatment.

Figures in italics indicate the base number of FP17s or Patient Questionnaire responses are less than 100. N/A is shown where the base number of responses is less than 10 during the period. % is calculated as Quantity/Base number*100

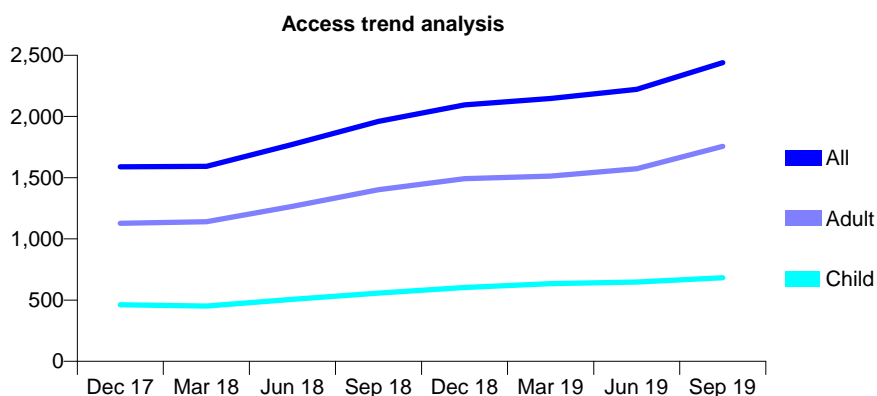
Q60 - Vital Signs At a Glance Contract Report for 762776/0001 - September 2019

Name or company name	MR A SHAMSI
Contract type name	GDS Contract
Purpose of contract	General
Contract start date	01/04/2006
Contract end date	

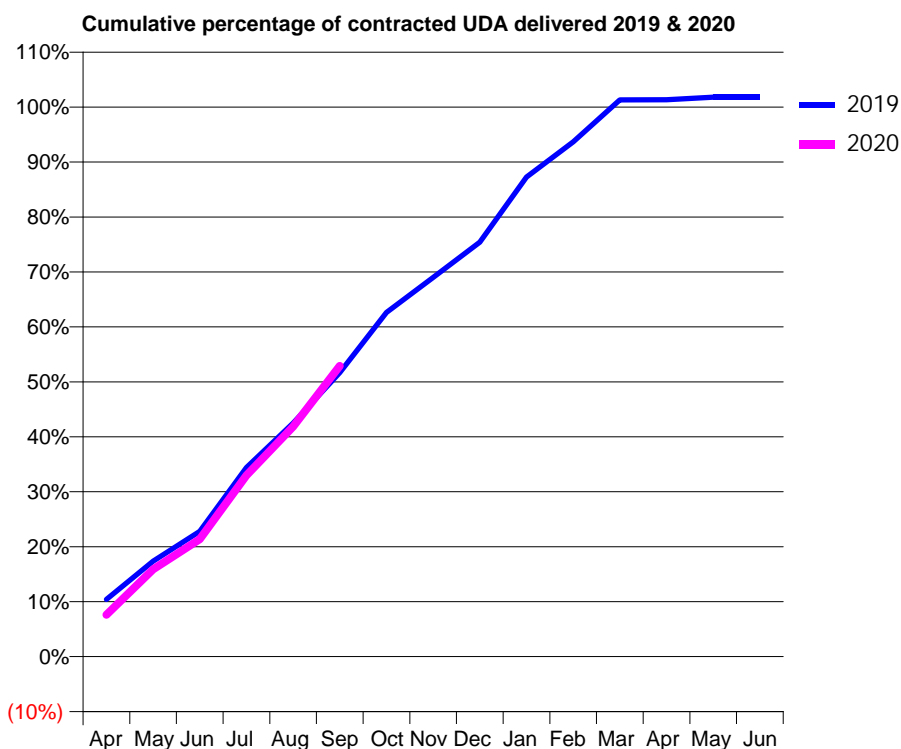
19/20 Contracted general activity (UDA)	8,500
Carry forward general activity (UDA)	-170
19/20 Contracted orthodontic activity (UOA)	0
Carry forward orthodontic activity (UOA)	0
Baseline contract value	£224,575.63

ACCESS*

Patients seen in 24 months	Total	Change since previous quarter
Quarter ending September 2018	1,960	
Quarter ending December 2018	2,095	↑
Quarter ending March 2019	2,148	↑
Quarter ending June 2019	2,222	↑
Quarter ending September 2019	2,439	↑
Variance since September 2018	24.4%	↑



ACTIVITY



Month	Adjusted Scheduled Activity (UDA)	
	2019	2020
April	890	646
May	1,482	1,349
June	1,947	1,815
July	2,936	2,804
August	3,628	3,559
September	4,410	4,497
October	5,345	
November	5,889	
December	6,436	
January	7,447	
February	7,993	
March	8,647	
April	8,648	
May	8,689	
June	8,689	

QUALITY

	Quantity	Base Number	Contract	AT	Region	England
% of FP17s for the same patient ID Re-attending within 3 months - Children	17	423	4.0%	9.6%	11.3%	11.5%
% of FP17s for the same patient ID Re-attending within 3 months - Adults	107	1,111	9.6%	12.9%	14.7%	15.4%
% of FP17s for the same patient ID Re-attending between 3 & 9 months - Children	198	423	46.8%	61.1%	60.8%	59.7%
% of FP17s for the same patient ID Re-attending between 3 & 9 months - Adults	521	1,111	46.9%	55.2%	52.8%	51.7%
% of FP17s for Band 1 Urgent Courses	25	1,511	1.7%	7.6%	8.2%	9.2%
% of FP17s Relating to Free Repair or Replacements	0	1,511	0.0%	0.8%	0.7%	0.7%
% of FP17s Relating to Continuations	5	1,511	0.3%	0.8%	0.8%	0.8%
% of Patients satisfied with the dentistry they have received	2	2	N/A	93.1%	93.2%	93.5%
% of Patients satisfied with the time they had to wait for an appointment	2	2	N/A	89.9%	88.5%	87.4%

* This is based on patients treated on this contract for their most recent course of treatment. Figures in italics indicate the base number of FP17s or Patient Questionnaire responses are less than 100. N/A is shown where the base number of responses is less than 10 during the period. % is calculated as Quantity/Base number*100

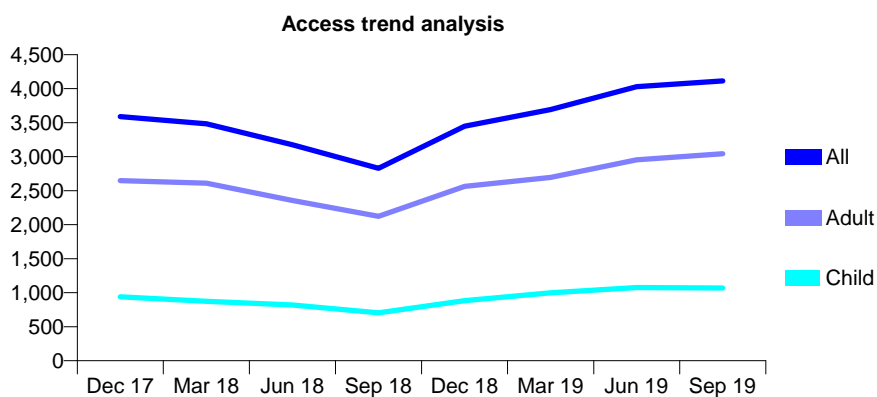
Q60 - Vital Signs At a Glance Contract Report for 764442/0003 - September 2019

Name or company name	MR KS GAKHAL
Contract type name	GDS Contract
Purpose of contract	General
Contract start date	01/01/2012
Contract end date	

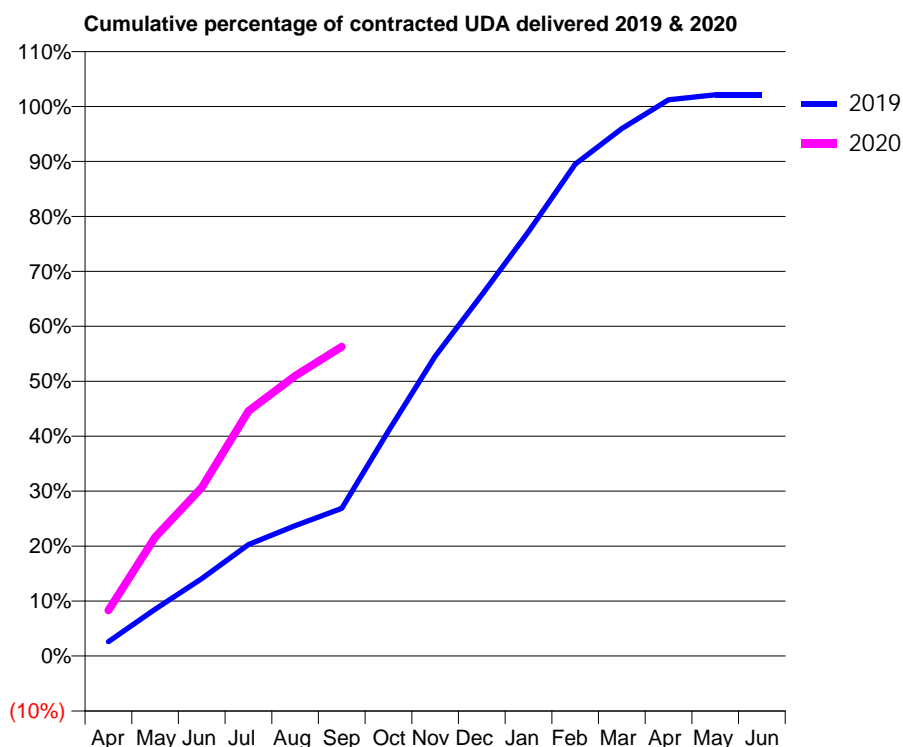
19/20 Contracted general activity (UDA)	9,882
Carry forward general activity (UDA)	-197
19/20 Contracted orthodontic activity (UOA)	0
Carry forward orthodontic activity (UOA)	0
Baseline contract value	£272,644.12

ACCESS*

Patients seen in 24 months	Total	Change since previous quarter
Quarter ending September 2018	2,828	
Quarter ending December 2018	3,448	↑
Quarter ending March 2019	3,694	↑
Quarter ending June 2019	4,029	↑
Quarter ending September 2019	4,115	↑
Variance since September 2018	45.5%	↑



ACTIVITY



Month	Adjusted Scheduled Activity (UDA)	
	2019	2020
April	258	821
May	843	2,138
June	1,393	3,030
July	2,004	4,404
August	2,344	5,038
September	2,656	5,563
October	4,046	
November	5,392	
December	6,495	
January	7,631	
February	8,846	
March	9,483	
April	10,001	
May	10,091	
June	10,091	

QUALITY

	Quantity	Base Number	Contract	AT	Region	England
% of FP17s for the same patient ID Re-attending within 3 months - Children	53	757	7.0%	9.6%	11.3%	11.5%
% of FP17s for the same patient ID Re-attending within 3 months - Adults	265	2,152	12.3%	12.9%	14.7%	15.4%
% of FP17s for the same patient ID Re-attending between 3 & 9 months - Children	356	757	47.0%	61.1%	60.8%	59.7%
% of FP17s for the same patient ID Re-attending between 3 & 9 months - Adults	731	2,152	34.0%	55.2%	52.8%	51.7%
% of FP17s for Band 1 Urgent Courses	781	2,647	29.5%	7.6%	8.2%	9.2%
% of FP17s Relating to Free Repair or Replacements	7	2,647	0.3%	0.8%	0.7%	0.7%
% of FP17s Relating to Continuations	24	2,647	0.9%	0.8%	0.8%	0.8%
% of Patients satisfied with the dentistry they have received	4	4	N/A	93.1%	93.2%	93.5%
% of Patients satisfied with the time they had to wait for an appointment	4	4	N/A	89.9%	88.5%	87.4%

* This is based on patients treated on this contract for their most recent course of treatment. Figures in italics indicate the base number of FP17s or Patient Questionnaire responses are less than 100. N/A is shown where the base number of responses is less than 10 during the period. % is calculated as Quantity/Base number*100

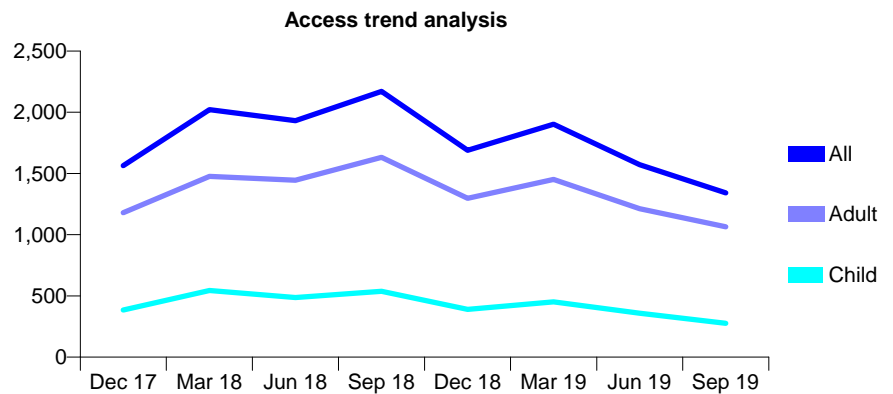
Q60 - Vital Signs At a Glance Contract Report for 764442/0004 - September 2019

Name or company name	MR KS GAKHAL
Contract type name	PDS Contract
Purpose of contract	General
Contract start date	01/01/2012
Contract end date	31/12/2021

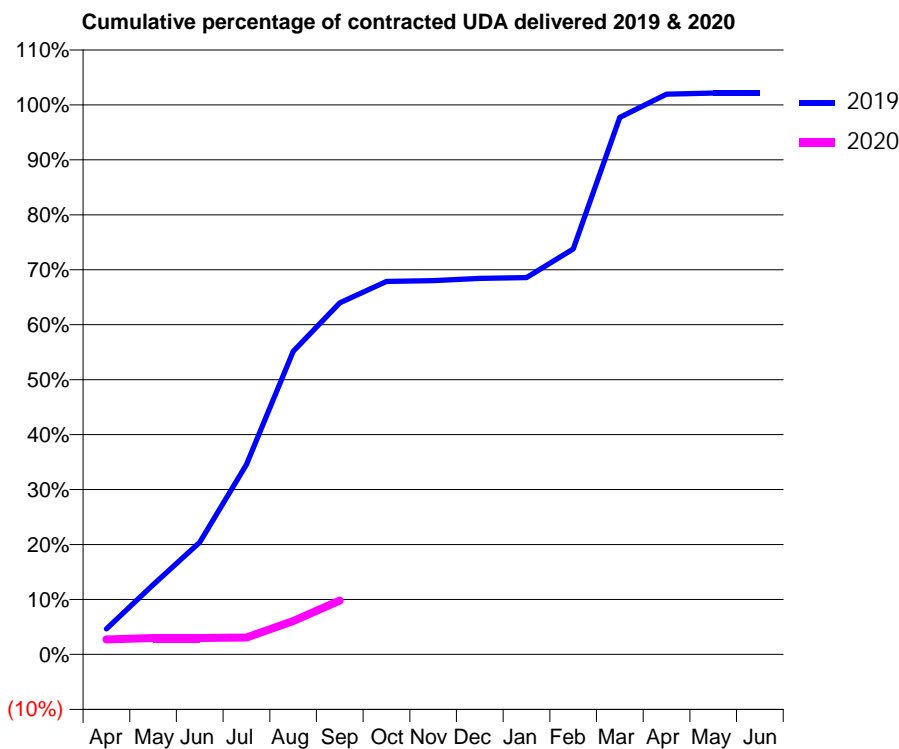
19/20 Contracted general activity (UDA)	5,401
Carry forward general activity (UDA)	-108
19/20 Contracted orthodontic activity (UOA)	0
Carry forward orthodontic activity (UOA)	0
Baseline contract value	£153,729.06

ACCESS*

Patients seen in 24 months	Total	Change since previous quarter
Quarter ending September 2018	2,170	
Quarter ending December 2018	1,689	↓
Quarter ending March 2019	1,902	↑
Quarter ending June 2019	1,572	↓
Quarter ending September 2019	1,341	↓
Variance since September 2018	(38.2%)	↓



ACTIVITY



Month	2019	2020
April	251	147
May	684	162
June	1,101	162
July	1,866	166
August	2,978	328
September	3,456	531
October	3,666	
November	3,673	
December	3,695	
January	3,703	
February	3,985	
March	5,277	
April	5,505	
May	5,517	
June	5,517	

QUALITY

	Quantity	Base Number	Contract	AT	Region	England
% of FP17s for the same patient ID Re-attending within 3 months - Children	2	80	2.5%	9.6%	11.3%	11.5%
% of FP17s for the same patient ID Re-attending within 3 months - Adults	14	248	5.6%	12.9%	14.7%	15.4%
% of FP17s for the same patient ID Re-attending between 3 & 9 months - Children	1	80	1.3%	61.1%	60.8%	59.7%
% of FP17s for the same patient ID Re-attending between 3 & 9 months - Adults	12	248	4.8%	55.2%	52.8%	51.7%
% of FP17s for Band 1 Urgent Courses	73	209	34.9%	7.6%	8.2%	9.2%
% of FP17s Relating to Free Repair or Replacements	4	209	1.9%	0.8%	0.7%	0.7%
% of FP17s Relating to Continuations	5	209	2.4%	0.8%	0.8%	0.8%
% of Patients satisfied with the dentistry they have received	0	0	N/A	93.1%	93.2%	93.5%
% of Patients satisfied with the time they had to wait for an appointment	0	0	N/A	89.9%	88.5%	87.4%

* This is based on patients treated on this contract for their most recent course of treatment. Figures in italics indicate the base number of FP17s or Patient Questionnaire responses are less than 100. N/A is shown where the base number of responses is less than 10 during the period. % is calculated as Quantity/Base number*100

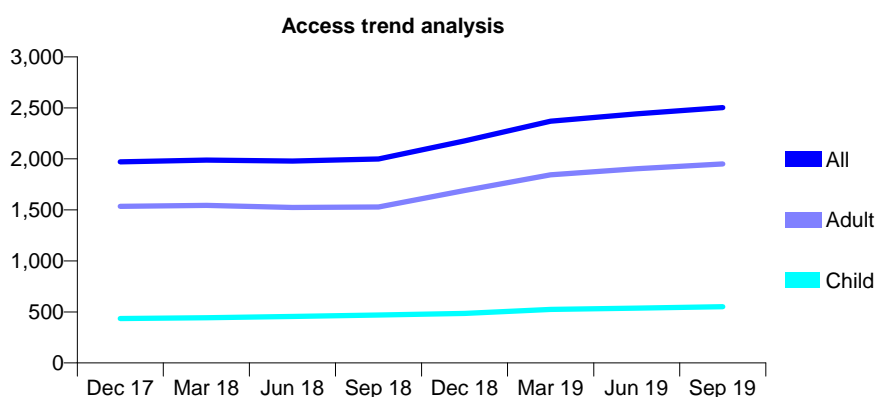
Q60 - Vital Signs At a Glance Contract Report for 764442/0005 - September 2019

Name or company name	Mr BD Coleyshaw
Contract type name	GDS Contract
Purpose of contract	General
Contract start date	01/04/2012
Contract end date	

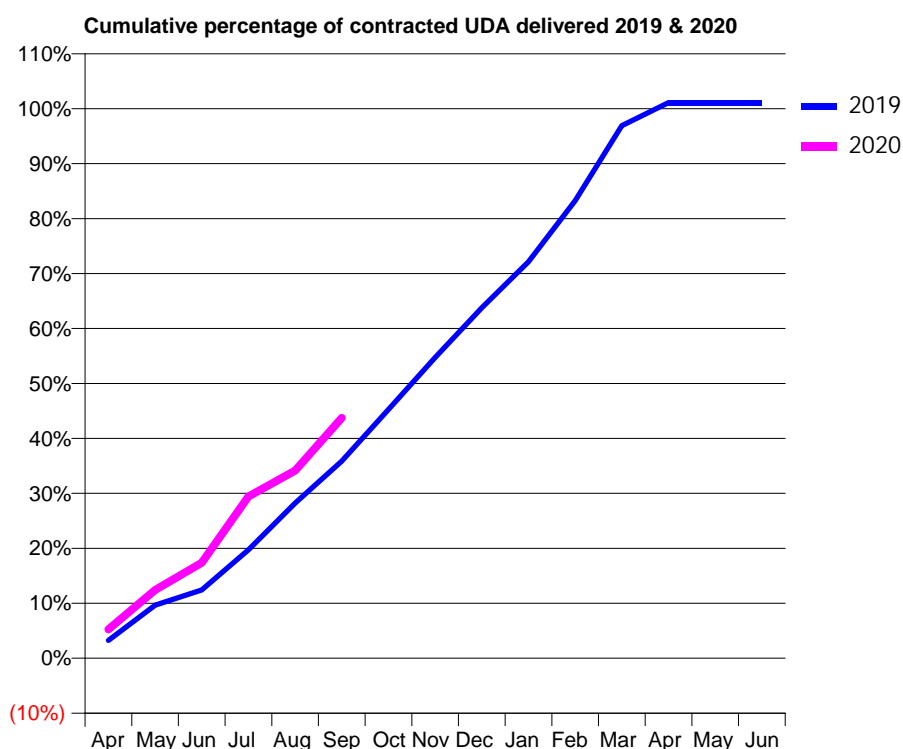
19/20 Contracted general activity (UDA)	7,418
Carry forward general activity (UDA)	-80
19/20 Contracted orthodontic activity (UOA)	0
Carry forward orthodontic activity (UOA)	0
Baseline contract value	£175,723.47

ACCESS*

Patients seen in 24 months	Total	Change since previous quarter
Quarter ending September 2018	1,999	
Quarter ending December 2018	2,176	↑
Quarter ending March 2019	2,369	↑
Quarter ending June 2019	2,441	↑
Quarter ending September 2019	2,502	↑
Variance since September 2018	25.2%	↑



ACTIVITY



Month	2019	2020
April	242	389
May	717	922
June	923	1,289
July	1,465	2,183
August	2,094	2,534
September	2,661	3,244
October	3,358	
November	4,060	
December	4,731	
January	5,352	
February	6,178	
March	7,189	
April	7,498	
May	7,498	
June	7,498	

QUALITY

	Quantity	Base Number	Contract	AT	Region	England
% of FP17s for the same patient ID Re-attending within 3 months - Children	24	394	6.1%	9.6%	11.3%	11.5%
% of FP17s for the same patient ID Re-attending within 3 months - Adults	235	1,488	15.8%	12.9%	14.7%	15.4%
% of FP17s for the same patient ID Re-attending between 3 & 9 months - Children	233	394	59.1%	61.1%	60.8%	59.7%
% of FP17s for the same patient ID Re-attending between 3 & 9 months - Adults	886	1,488	59.5%	55.2%	52.8%	51.7%
% of FP17s for Band 1 Urgent Courses	198	1,770	11.2%	7.6%	8.2%	9.2%
% of FP17s Relating to Free Repair or Replacements	14	1,770	0.8%	0.8%	0.7%	0.7%
% of FP17s Relating to Continuations	19	1,770	1.1%	0.8%	0.8%	0.8%
% of Patients satisfied with the dentistry they have received	2	3	N/A	93.1%	93.2%	93.5%
% of Patients satisfied with the time they had to wait for an appointment	2	3	N/A	89.9%	88.5%	87.4%

* This is based on patients treated on this contract for their most recent course of treatment.

Figures in italics indicate the base number of FP17s or Patient Questionnaire responses are less than 100. N/A is shown where the base number of responses is less than 10 during the period. % is calculated as Quantity/Base number*100

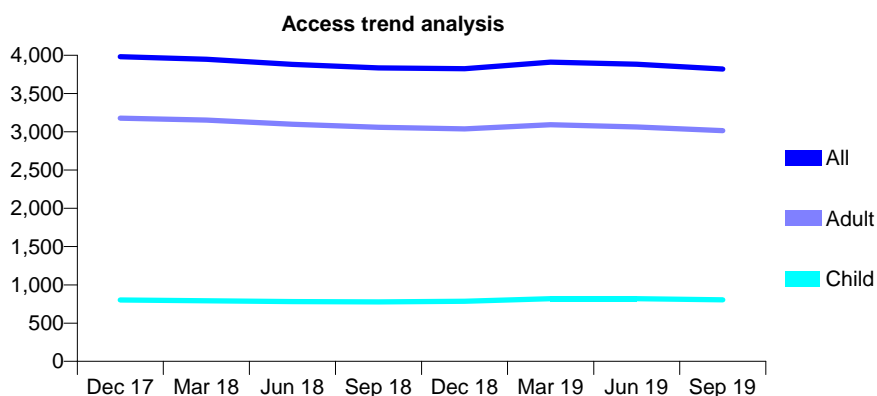
Q60 - Vital Signs At a Glance Contract Report for 76554/0001 - September 2019

Name or company name	MR MA FARAHZAD
Contract type name	GDS Contract
Purpose of contract	General
Contract start date	01/04/2006
Contract end date	

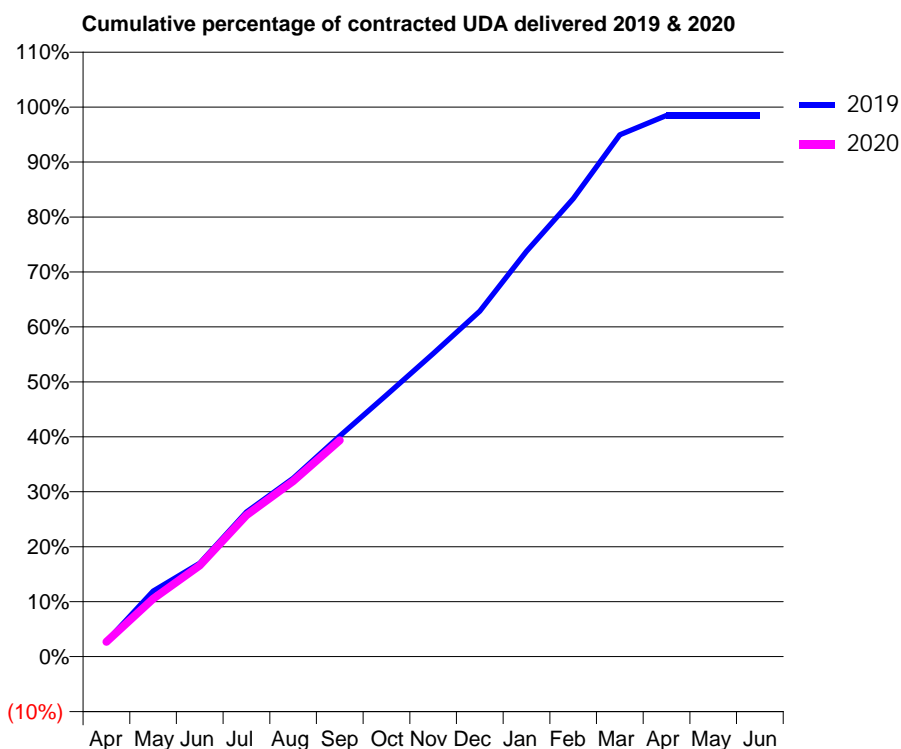
19/20 Contracted general activity (UDA)	10,441
Carry forward general activity (UDA)	159
19/20 Contracted orthodontic activity (UOA)	0
Carry forward orthodontic activity (UOA)	0
Baseline contract value	£275,332.30

ACCESS*

Patients seen in 24 months	Total	Change since previous quarter
Quarter ending September 2018	3,835	
Quarter ending December 2018	3,824	→
Quarter ending March 2019	3,911	↑
Quarter ending June 2019	3,882	→
Quarter ending September 2019	3,820	↓
Variance since September 2018	(0.4%)	→



ACTIVITY



Month	Adjusted Scheduled Activity (UDA)	
	2019	2020
April	288	282
May	1,245	1,101
June	1,774	1,732
July	2,747	2,688
August	3,389	3,336
September	4,191	4,108
October	4,970	
November	5,757	
December	6,563	
January	7,700	
February	8,703	
March	9,913	
April	10,282	
May	10,282	
June	10,282	

QUALITY

	Quantity	Base Number	Contract	AT	Region	England
% of FP17s for the same patient ID Re-attending within 3 months - Children	29	456	6.4%	9.6%	11.3%	11.5%
% of FP17s for the same patient ID Re-attending within 3 months - Adults	195	1,810	10.8%	12.9%	14.7%	15.4%
% of FP17s for the same patient ID Re-attending between 3 & 9 months - Children	189	456	41.4%	61.1%	60.8%	59.7%
% of FP17s for the same patient ID Re-attending between 3 & 9 months - Adults	906	1,810	50.1%	55.2%	52.8%	51.7%
% of FP17s for Band 1 Urgent Courses	202	2,107	9.6%	7.6%	8.2%	9.2%
% of FP17s Relating to Free Repair or Replacements	20	2,107	0.9%	0.8%	0.7%	0.7%
% of FP17s Relating to Continuations	10	2,107	0.5%	0.8%	0.8%	0.8%
% of Patients satisfied with the dentistry they have received	3	3	N/A	93.1%	93.2%	93.5%
% of Patients satisfied with the time they had to wait for an appointment	3	3	N/A	89.9%	88.5%	87.4%

* This is based on patients treated on this contract for their most recent course of treatment. Figures in italics indicate the base number of FP17s or Patient Questionnaire responses are less than 100. N/A is shown where the base number of responses is less than 10 during the period. % is calculated as Quantity/Base number*100

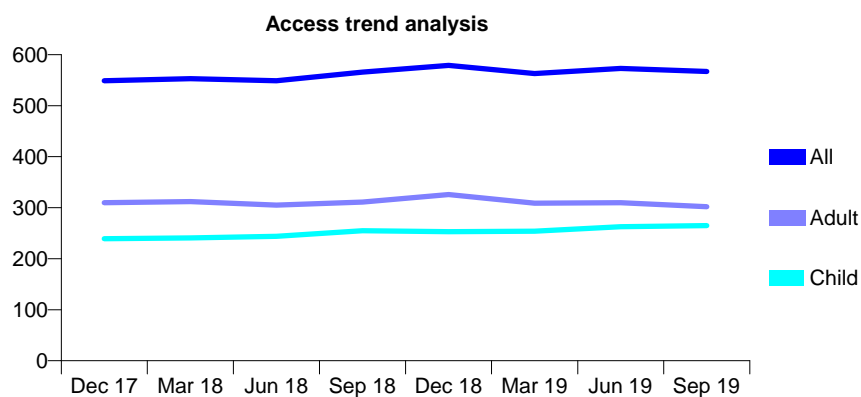
Q60 - Vital Signs At a Glance Contract Report for 768650/0002 - September 2019

Name or company name	High Town Dental Practice
Contract type name	GDS Contract
Purpose of contract	General
Contract start date	18/01/2013
Contract end date	

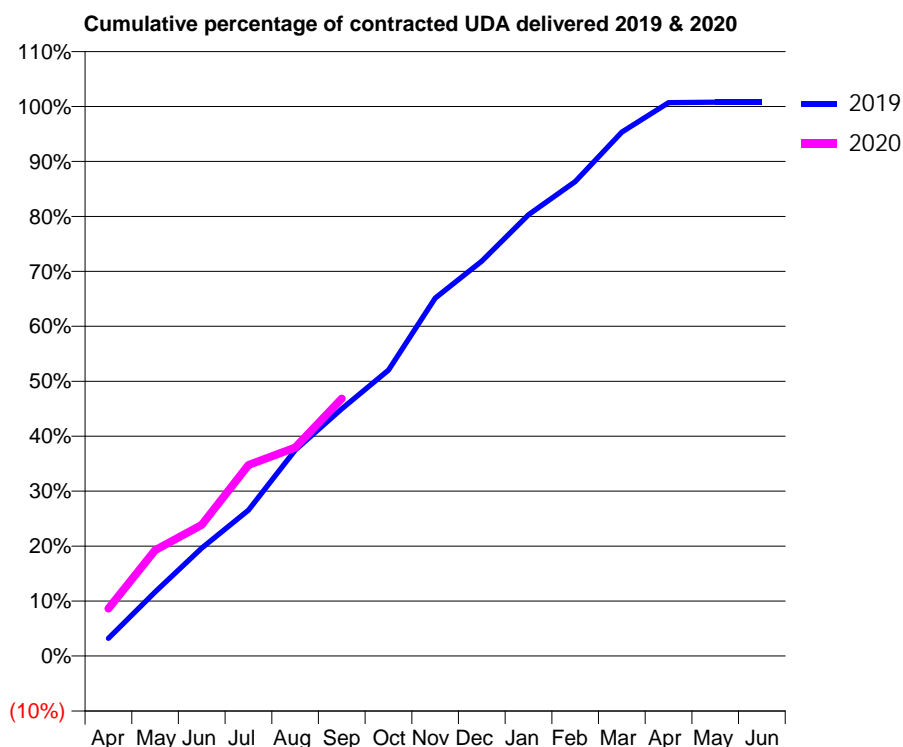
19/20 Contracted general activity (UDA)	1,646
Carry forward general activity (UDA)	-12
19/20 Contracted orthodontic activity (UOA)	0
Carry forward orthodontic activity (UOA)	0
Baseline contract value	£37,562.44

ACCESS*

Patients seen in 24 months	Total	Change since previous quarter
Quarter ending September 2018	566	
Quarter ending December 2018	579	↑
Quarter ending March 2019	563	↓
Quarter ending June 2019	573	→
Quarter ending September 2019	567	↓
Variance since September 2018	0.2%	→



ACTIVITY



Month	Adjusted Scheduled Activity (UDA)	
	2019	2020
April	53	142
May	192	317
June	323	393
July	437	572
August	617	624
September	740	771
October	856	
November	1,072	
December	1,183	
January	1,322	
February	1,421	
March	1,569	
April	1,658	
May	1,659	
June	1,659	

QUALITY

	Quantity	Base Number	Contract	AT	Region	England
% of FP17s for the same patient ID Re-attending within 3 months - Children	26	263	9.9%	9.6%	11.3%	11.5%
% of FP17s for the same patient ID Re-attending within 3 months - Adults	19	219	8.7%	12.9%	14.7%	15.4%
% of FP17s for the same patient ID Re-attending between 3 & 9 months - Children	170	263	64.6%	61.1%	60.8%	59.7%
% of FP17s for the same patient ID Re-attending between 3 & 9 months - Adults	153	219	69.9%	55.2%	52.8%	51.7%
% of FP17s for Band 1 Urgent Courses	20	430	4.7%	7.6%	8.2%	9.2%
% of FP17s Relating to Free Repair or Replacements	0	430	0.0%	0.8%	0.7%	0.7%
% of FP17s Relating to Continuations	0	430	0.0%	0.8%	0.8%	0.8%
% of Patients satisfied with the dentistry they have received	1	1	N/A	93.1%	93.2%	93.5%
% of Patients satisfied with the time they had to wait for an appointment	1	1	N/A	89.9%	88.5%	87.4%

* This is based on patients treated on this contract for their most recent course of treatment. Figures in italics indicate the base number of FP17s or Patient Questionnaire responses are less than 100. N/A is shown where the base number of responses is less than 10 during the period. % is calculated as Quantity/Base number*100

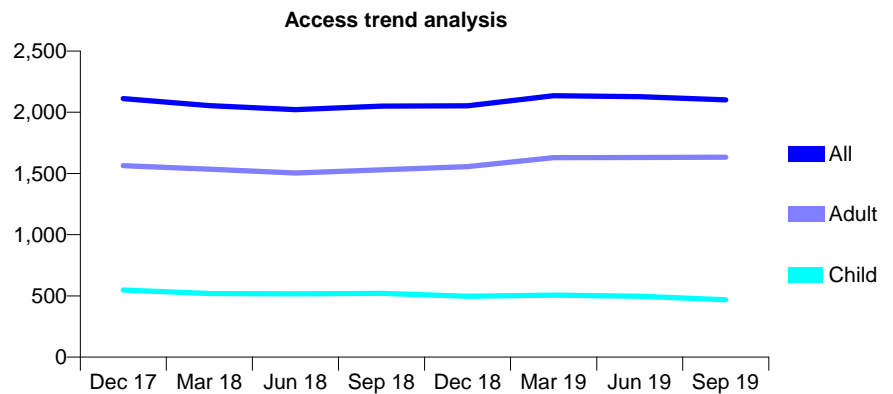
Q60 - Vital Signs At a Glance Contract Report for 771244/0002 - September 2019

Name or company name	MRS H HELLER
Contract type name	GDS Contract
Purpose of contract	General
Contract start date	01/04/2006
Contract end date	

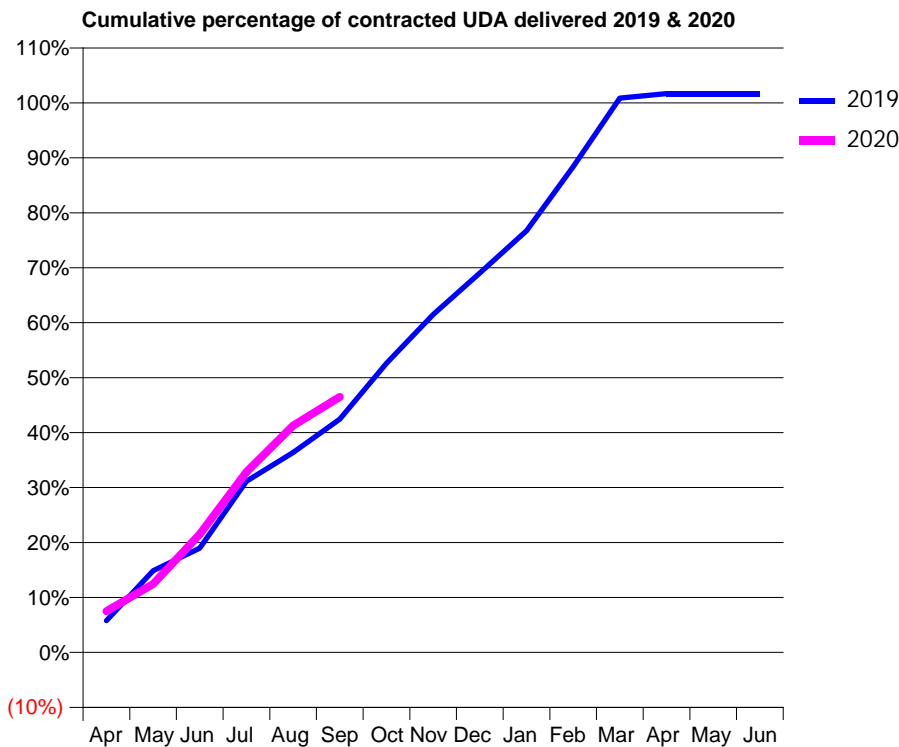
19/20 Contracted general activity (UDA)	5,415
Carry forward general activity (UDA)	-91
19/20 Contracted orthodontic activity (UOA)	0
Carry forward orthodontic activity (UOA)	0
Baseline contract value	£157,966.51

ACCESS*

Patients seen in 24 months	Total	Change since previous quarter
Quarter ending September 2018	2,051	
Quarter ending December 2018	2,053	→
Quarter ending March 2019	2,136	↑
Quarter ending June 2019	2,128	→
Quarter ending September 2019	2,102	↓
Variance since September 2018	2.5%	↑



ACTIVITY



Month	2019	2020
April	314	407
May	805	675
June	1,029	1,165
July	1,686	1,779
August	1,970	2,235
September	2,299	2,518
October	2,850	
November	3,331	
December	3,738	
January	4,154	
February	4,786	
March	5,462	
April	5,507	
May	5,507	
June	5,507	

QUALITY

	Quantity	Base Number	Contract	AT	Region	England
% of FP17s for the same patient ID Re-attending within 3 months - Children	13	354	3.7%	9.6%	11.3%	11.5%
% of FP17s for the same patient ID Re-attending within 3 months - Adults	99	1,064	9.3%	12.9%	14.7%	15.4%
% of FP17s for the same patient ID Re-attending between 3 & 9 months - Children	188	354	53.1%	61.1%	60.8%	59.7%
% of FP17s for the same patient ID Re-attending between 3 & 9 months - Adults	423	1,064	39.8%	55.2%	52.8%	51.7%
% of FP17s for Band 1 Urgent Courses	137	1,380	9.9%	7.6%	8.2%	9.2%
% of FP17s Relating to Free Repair or Replacements	1	1,380	0.1%	0.8%	0.7%	0.7%
% of FP17s Relating to Continuations	8	1,380	0.6%	0.8%	0.8%	0.8%
% of Patients satisfied with the dentistry they have received	0	0	N/A	93.1%	93.2%	93.5%
% of Patients satisfied with the time they had to wait for an appointment	0	0	N/A	89.9%	88.5%	87.4%

* This is based on patients treated on this contract for their most recent course of treatment. Figures in italics indicate the base number of FP17s or Patient Questionnaire responses are less than 100. N/A is shown where the base number of responses is less than 10 during the period. % is calculated as Quantity/Base number*100

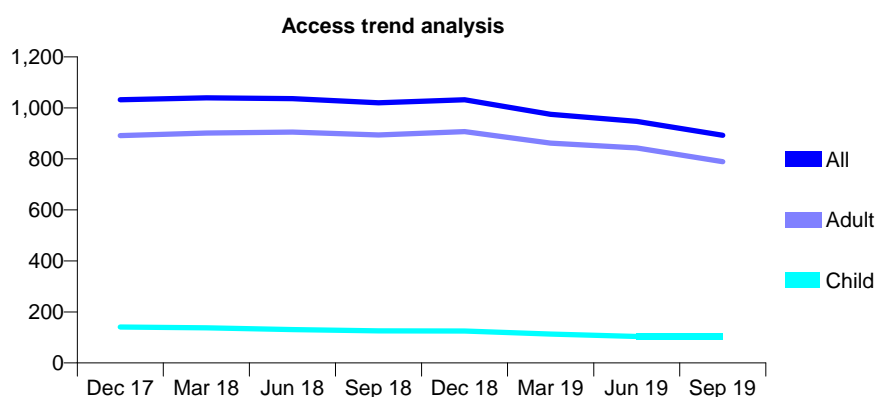
Q60 - Vital Signs At a Glance Contract Report for 773662/0002 - September 2019

Name or company name	MR N O'DONOVAN
Contract type name	GDS Contract
Purpose of contract	General
Contract start date	10/12/2006
Contract end date	

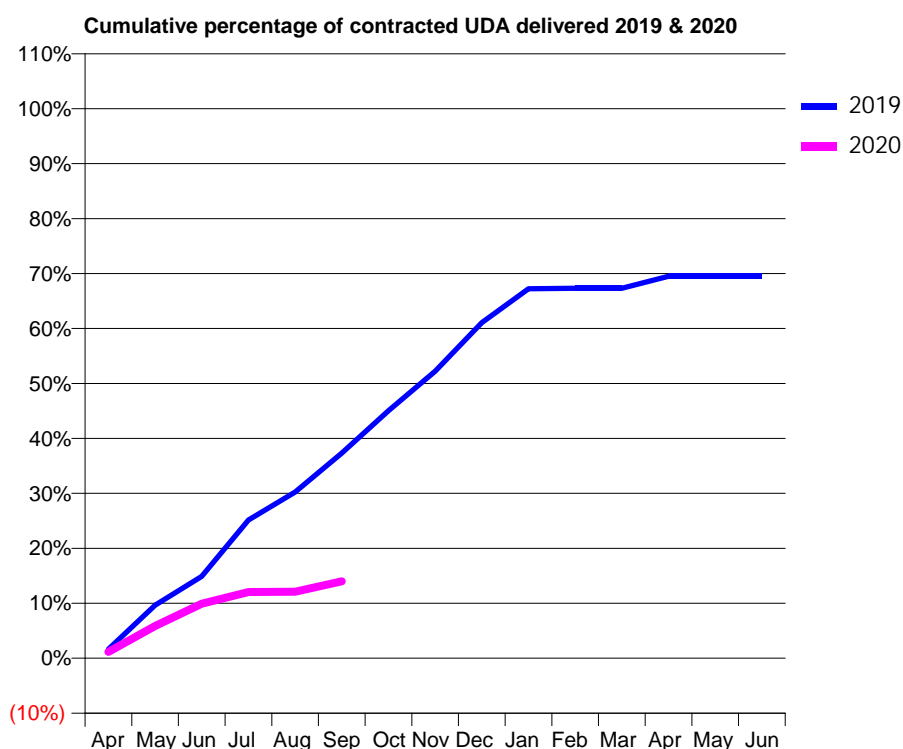
19/20 Contracted general activity (UDA)	4,079
Carry forward general activity (UDA)	0
19/20 Contracted orthodontic activity (UOA)	0
Carry forward orthodontic activity (UOA)	0
Baseline contract value	£146,224.62

ACCESS*

Patients seen in 24 months	Total	Change since previous quarter
Quarter ending September 2018	1,020	
Quarter ending December 2018	1,032	→
Quarter ending March 2019	975	↓
Quarter ending June 2019	947	↓
Quarter ending September 2019	893	↓
Variance since September 2018	(12.5%)	↓



ACTIVITY



Month	2019	2020
April	67	47
May	394	239
June	608	404
July	1,026	491
August	1,234	493
September	1,522	571
October	1,836	
November	2,131	
December	2,491	
January	2,742	
February	2,745	
March	2,746	
April	2,835	
May	2,835	
June	2,836	

QUALITY

	Quantity	Base Number	Contract	AT	Region	England
% of FP17s for the same patient ID Re-attending within 3 months - Children	0	36	0.0%	9.6%	11.3%	11.5%
% of FP17s for the same patient ID Re-attending within 3 months - Adults	20	335	6.0%	12.9%	14.7%	15.4%
% of FP17s for the same patient ID Re-attending between 3 & 9 months - Children	9	36	25.0%	61.1%	60.8%	59.7%
% of FP17s for the same patient ID Re-attending between 3 & 9 months - Adults	129	335	38.5%	55.2%	52.8%	51.7%
% of FP17s for Band 1 Urgent Courses	5	328	1.5%	7.6%	8.2%	9.2%
% of FP17s Relating to Free Repair or Replacements	1	328	0.3%	0.8%	0.7%	0.7%
% of FP17s Relating to Continuations	1	328	0.3%	0.8%	0.8%	0.8%
% of Patients satisfied with the dentistry they have received	0	0	N/A	93.1%	93.2%	93.5%
% of Patients satisfied with the time they had to wait for an appointment	0	0	N/A	89.9%	88.5%	87.4%

* This is based on patients treated on this contract for their most recent course of treatment.

Figures in italics indicate the base number of FP17s or Patient Questionnaire responses are less than 100. N/A is shown where the base number of responses is less than 10 during the period. % is calculated as Quantity/Base number*100

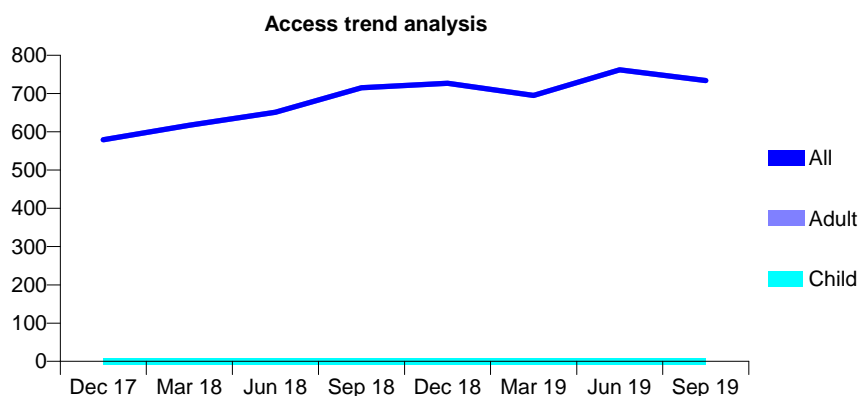
Q60 - Vital Signs At a Glance Contract Report for 775029/0001 - September 2019

Name or company name	Mr J S Hear and Partner
Contract type name	GDS Contract
Purpose of contract	General
Contract start date	01/04/2006
Contract end date	

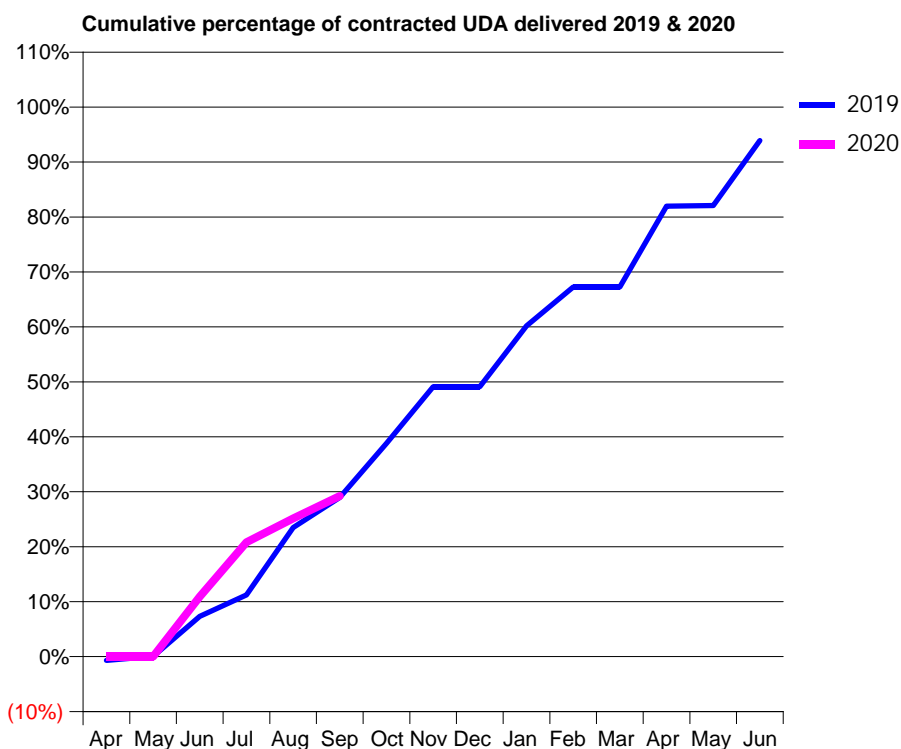
19/20 Contracted general activity (UDA)	2,766
Carry forward general activity (UDA)	0
19/20 Contracted orthodontic activity (UOA)	0
Carry forward orthodontic activity (UOA)	0
Baseline contract value	£84,569.63

ACCESS*

Patients seen in 24 months	Total	Change since previous quarter
Quarter ending September 2018	715	
Quarter ending December 2018	727	→
Quarter ending March 2019	695	↓
Quarter ending June 2019	762	↑
Quarter ending September 2019	734	↓
Variance since September 2018	2.7%	↑



ACTIVITY



Month	Adjusted Scheduled Activity (UDA)	
	2019	2020
April	-19	0
May	1	0
June	203	302
July	311	576
August	650	696
September	801	809
October	1,074	
November	1,359	
December	1,359	
January	1,665	
February	1,860	
March	1,860	
April	2,267	
May	2,270	
June	2,597	

QUALITY

	Quantity	Base Number	Contract	AT	Region	England
% of FP17s for the same patient ID Re-attending within 3 months - Children	0	0	N/A	9.6%	11.3%	11.5%
% of FP17s for the same patient ID Re-attending within 3 months - Adults	25	270	9.3%	12.9%	14.7%	15.4%
% of FP17s for the same patient ID Re-attending between 3 & 9 months - Children	0	0	N/A	61.1%	60.8%	59.7%
% of FP17s for the same patient ID Re-attending between 3 & 9 months - Adults	35	270	13.0%	55.2%	52.8%	51.7%
% of FP17s for Band 1 Urgent Courses	4	166	2.4%	7.6%	8.2%	9.2%
% of FP17s Relating to Free Repair or Replacements	0	166	0.0%	0.8%	0.7%	0.7%
% of FP17s Relating to Continuations	0	166	0.0%	0.8%	0.8%	0.8%
% of Patients satisfied with the dentistry they have received	0	0	N/A	93.1%	93.2%	93.5%
% of Patients satisfied with the time they had to wait for an appointment	0	0	N/A	89.9%	88.5%	87.4%

* This is based on patients treated on this contract for their most recent course of treatment. Figures in italics indicate the base number of FP17s or Patient Questionnaire responses are less than 100. N/A is shown where the base number of responses is less than 10 during the period. % is calculated as Quantity/Base number*100

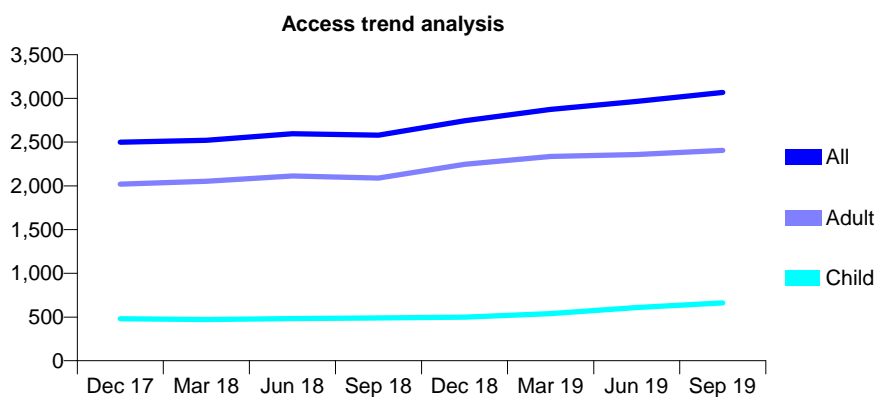
Q60 - Vital Signs At a Glance Contract Report for 775207/0001 - September 2019

Name or company name	Albert Dental Practice
Contract type name	GDS Contract
Purpose of contract	General
Contract start date	18/11/2007
Contract end date	

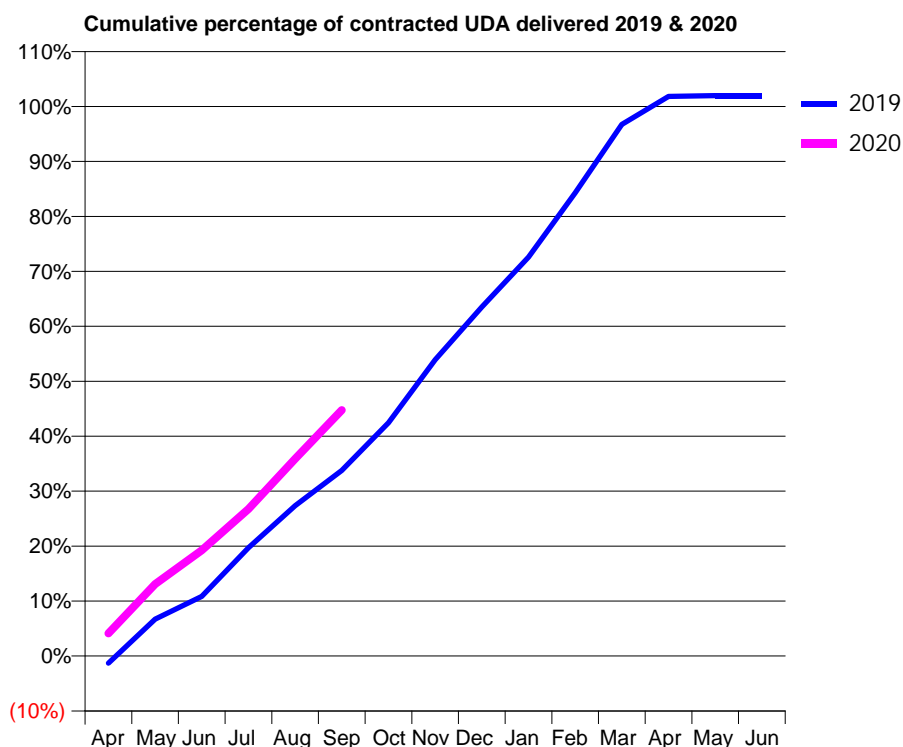
19/20 Contracted general activity (UDA)	8,967
Carry forward general activity (UDA)	-174
19/20 Contracted orthodontic activity (UOA)	0
Carry forward orthodontic activity (UOA)	0
Baseline contract value	£217,773.55

ACCESS*

Patients seen in 24 months	Total	Change since previous quarter
Quarter ending September 2018	2,579	
Quarter ending December 2018	2,744	↑
Quarter ending March 2019	2,874	↑
Quarter ending June 2019	2,966	↑
Quarter ending September 2019	3,067	↑
Variance since September 2018	18.9%	↑



ACTIVITY



Month	Adjusted Scheduled Activity (UDA)	
	2019	2020
April	-119	368
May	601	1,173
June	974	1,724
July	1,767	2,398
August	2,454	3,219
September	3,028	4,012
October	3,808	
November	4,834	
December	5,693	
January	6,510	
February	7,558	
March	8,672	
April	9,131	
May	9,143	
June	9,142	

QUALITY

	Quantity	Base Number	Contract	AT	Region	England
% of FP17s for the same patient ID Re-attending within 3 months - Children	29	492	5.9%	9.6%	11.3%	11.5%
% of FP17s for the same patient ID Re-attending within 3 months - Adults	165	1,581	10.4%	12.9%	14.7%	15.4%
% of FP17s for the same patient ID Re-attending between 3 & 9 months - Children	253	492	51.4%	61.1%	60.8%	59.7%
% of FP17s for the same patient ID Re-attending between 3 & 9 months - Adults	936	1,581	59.2%	55.2%	52.8%	51.7%
% of FP17s for Band 1 Urgent Courses	185	1,918	9.6%	7.6%	8.2%	9.2%
% of FP17s Relating to Free Repair or Replacements	9	1,918	0.5%	0.8%	0.7%	0.7%
% of FP17s Relating to Continuations	6	1,918	0.3%	0.8%	0.8%	0.8%
% of Patients satisfied with the dentistry they have received	2	3	N/A	93.1%	93.2%	93.5%
% of Patients satisfied with the time they had to wait for an appointment	1	3	N/A	89.9%	88.5%	87.4%

* This is based on patients treated on this contract for their most recent course of treatment. Figures in italics indicate the base number of FP17s or Patient Questionnaire responses are less than 100. N/A is shown where the base number of responses is less than 10 during the period. % is calculated as Quantity/Base number*100

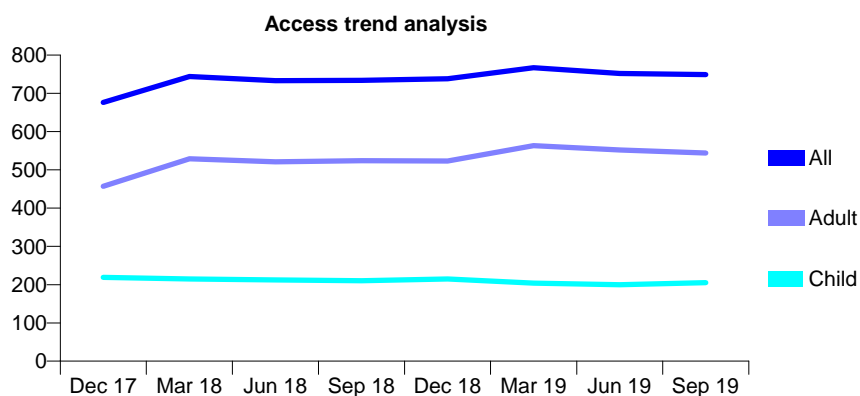
Q60 - Vital Signs At a Glance Contract Report for 809977/0001 - September 2019

Name or company name	MR JM ATKINSON
Contract type name	GDS Contract
Purpose of contract	General
Contract start date	01/04/2006
Contract end date	

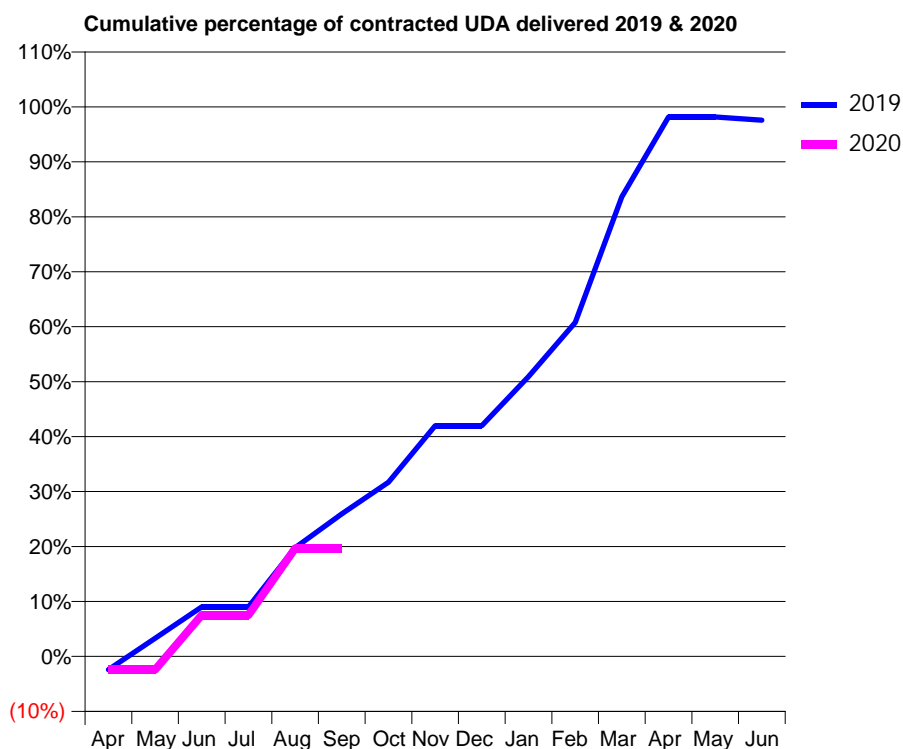
19/20 Contracted general activity (UDA)	1,904
Carry forward general activity (UDA)	46
19/20 Contracted orthodontic activity (UOA)	0
Carry forward orthodontic activity (UOA)	0
Baseline contract value	£47,174.79

ACCESS*

Patients seen in 24 months	Total	Change since previous quarter
Quarter ending September 2018	734	
Quarter ending December 2018	738	→
Quarter ending March 2019	767	↑
Quarter ending June 2019	752	↓
Quarter ending September 2019	749	→
Variance since September 2018	2.0%	↑



ACTIVITY



Month	2019	2020
April	-46	-46
May	63	-46
June	172	143
July	172	143
August	377	374
September	494	374
October	604	
November	799	
December	799	
January	969	
February	1,157	
March	1,593	
April	1,869	
May	1,869	
June	1,858	

QUALITY

	Quantity	Base Number	Contract	AT	Region	England
% of FP17s for the same patient ID Re-attending within 3 months - Children	7	119	5.9%	9.6%	11.3%	11.5%
% of FP17s for the same patient ID Re-attending within 3 months - Adults	5	210	2.4%	12.9%	14.7%	15.4%
% of FP17s for the same patient ID Re-attending between 3 & 9 months - Children	74	119	62.2%	61.1%	60.8%	59.7%
% of FP17s for the same patient ID Re-attending between 3 & 9 months - Adults	96	210	45.7%	55.2%	52.8%	51.7%
% of FP17s for Band 1 Urgent Courses	2	237	0.8%	7.6%	8.2%	9.2%
% of FP17s Relating to Free Repair or Replacements	0	237	0.0%	0.8%	0.7%	0.7%
% of FP17s Relating to Continuations	0	237	0.0%	0.8%	0.8%	0.8%
% of Patients satisfied with the dentistry they have received	1	1	N/A	93.1%	93.2%	93.5%
% of Patients satisfied with the time they had to wait for an appointment	1	1	N/A	89.9%	88.5%	87.4%

* This is based on patients treated on this contract for their most recent course of treatment. Figures in italics indicate the base number of FP17s or Patient Questionnaire responses are less than 100. N/A is shown where the base number of responses is less than 10 during the period. % is calculated as Quantity/Base number*100

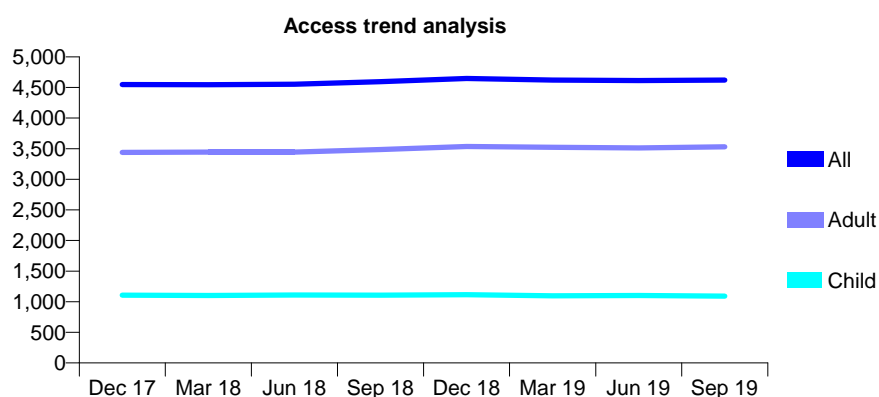
Q60 - Vital Signs At a Glance Contract Report for 812242/0001 - September 2019

Name or company name	MR JA BLAYNEY
Contract type name	GDS Contract
Purpose of contract	General
Contract start date	01/04/2006
Contract end date	

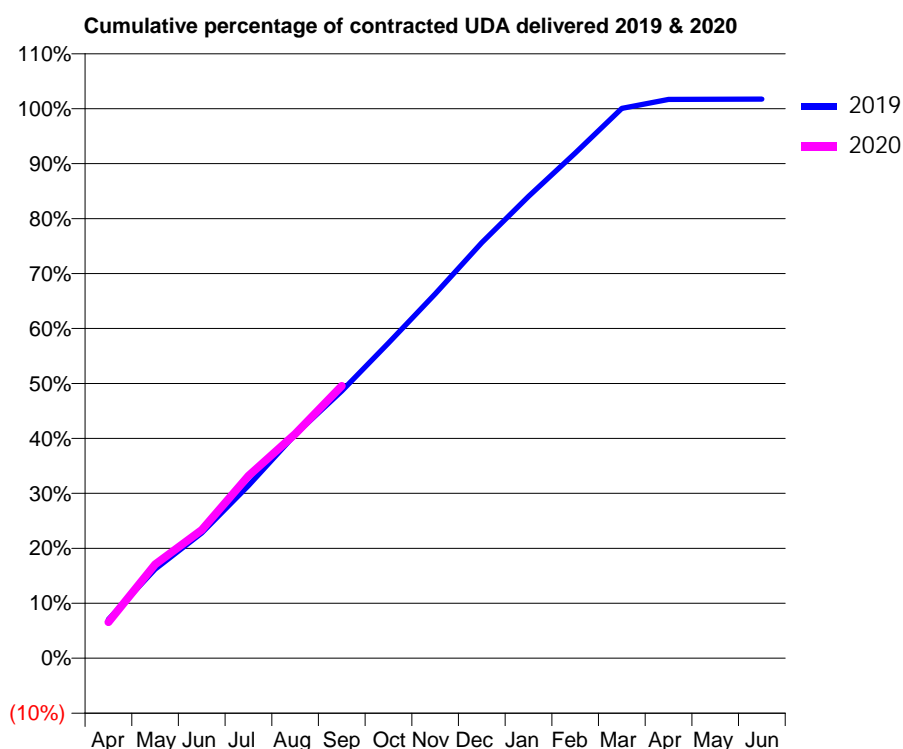
19/20 Contracted general activity (UDA)	12,840
Carry forward general activity (UDA)	-223
19/20 Contracted orthodontic activity (UOA)	0
Carry forward orthodontic activity (UOA)	0
Baseline contract value	£368,857.08

ACCESS*

Patients seen in 24 months	Total	Change since previous quarter
Quarter ending September 2018	4,595	
Quarter ending December 2018	4,649	→
Quarter ending March 2019	4,623	→
Quarter ending June 2019	4,614	→
Quarter ending September 2019	4,620	→
Variance since September 2018	0.5%	→



ACTIVITY



Month	2019	2020
April	908	842
May	2,081	2,192
June	2,927	2,995
July	4,034	4,262
August	5,228	5,243
September	6,242	6,365
October	7,365	
November	8,511	
December	9,710	
January	10,788	
February	11,803	
March	12,845	
April	13,053	
May	13,060	
June	13,063	

QUALITY

	Quantity	Base Number	Contract	AT	Region	England
% of FP17s for the same patient ID Re-attending within 3 months - Children	42	741	5.7%	9.6%	11.3%	11.5%
% of FP17s for the same patient ID Re-attending within 3 months - Adults	211	2,364	8.9%	12.9%	14.7%	15.4%
% of FP17s for the same patient ID Re-attending between 3 & 9 months - Children	386	741	52.1%	61.1%	60.8%	59.7%
% of FP17s for the same patient ID Re-attending between 3 & 9 months - Adults	1,216	2,364	51.4%	55.2%	52.8%	51.7%
% of FP17s for Band 1 Urgent Courses	109	2,997	3.6%	7.6%	8.2%	9.2%
% of FP17s Relating to Free Repair or Replacements	26	2,997	0.9%	0.8%	0.7%	0.7%
% of FP17s Relating to Continuations	25	2,997	0.8%	0.8%	0.8%	0.8%
% of Patients satisfied with the dentistry they have received	2	2	N/A	93.1%	93.2%	93.5%
% of Patients satisfied with the time they had to wait for an appointment	2	2	N/A	89.9%	88.5%	87.4%

* This is based on patients treated on this contract for their most recent course of treatment.

Figures in italics indicate the base number of FP17s or Patient Questionnaire responses are less than 100. N/A is shown where the base number of responses is less than 10 during the period. % is calculated as Quantity/Base number*100

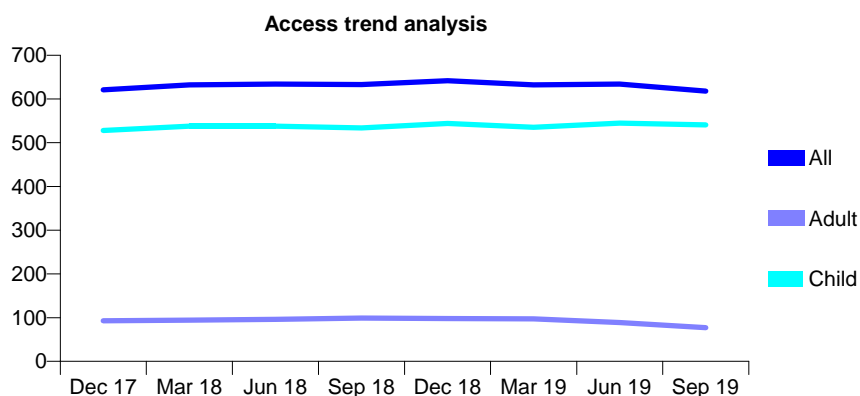
Q60 - Vital Signs At a Glance Contract Report for 825085/0001 - September 2019

Name or company name	MR PB NADIN
Contract type name	GDS Contract
Purpose of contract	General
Contract start date	01/04/2006
Contract end date	

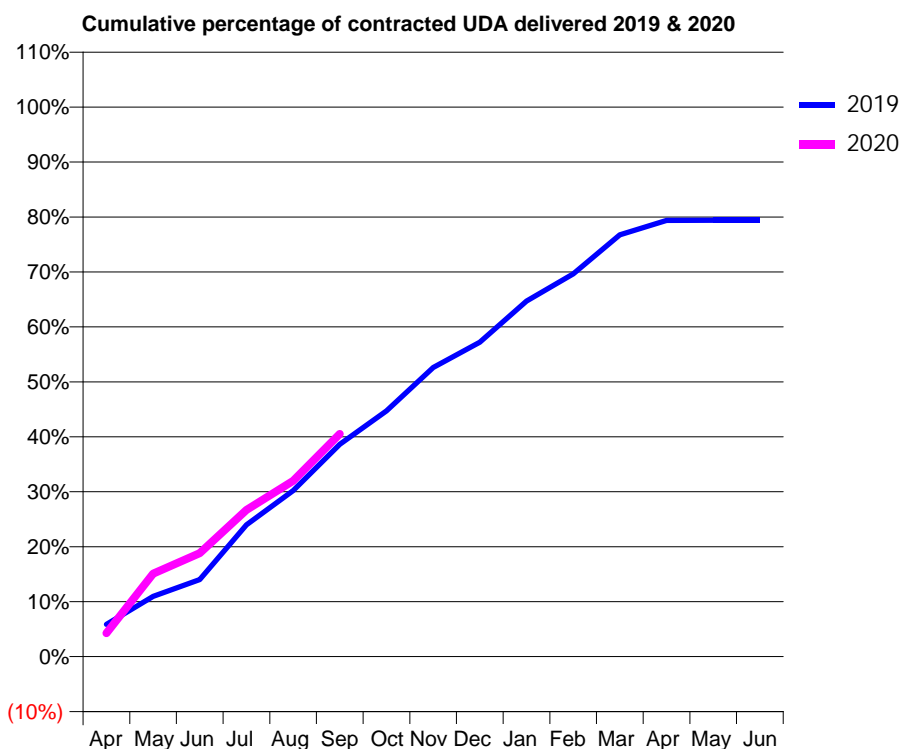
19/20 Contracted general activity (UDA)	1,686
Carry forward general activity (UDA)	0
19/20 Contracted orthodontic activity (UOA)	0
Carry forward orthodontic activity (UOA)	0
Baseline contract value	£44,806.46

ACCESS*

Patients seen in 24 months	Total	Change since previous quarter
Quarter ending September 2018	633	
Quarter ending December 2018	642	→
Quarter ending March 2019	632	↓
Quarter ending June 2019	634	→
Quarter ending September 2019	618	↓
Variance since September 2018	(2.4%)	↓



ACTIVITY



Month	Adjusted Scheduled Activity (UDA)	
	2019	2020
April	99	72
May	185	255
June	236	317
July	404	450
August	510	539
September	651	683
October	754	
November	887	
December	965	
January	1,091	
February	1,175	
March	1,294	
April	1,338	
May	1,339	
June	1,339	

QUALITY

	Quantity	Base Number	Contract	AT	Region	England
% of FP17s for the same patient ID Re-attending within 3 months - Children	32	508	6.3%	9.6%	11.3%	11.5%
% of FP17s for the same patient ID Re-attending within 3 months - Adults	5	34	14.7%	12.9%	14.7%	15.4%
% of FP17s for the same patient ID Re-attending between 3 & 9 months - Children	386	508	76.0%	61.1%	60.8%	59.7%
% of FP17s for the same patient ID Re-attending between 3 & 9 months - Adults	26	34	76.5%	55.2%	52.8%	51.7%
% of FP17s for Band 1 Urgent Courses	25	502	5.0%	7.6%	8.2%	9.2%
% of FP17s Relating to Free Repair or Replacements	0	502	0.0%	0.8%	0.7%	0.7%
% of FP17s Relating to Continuations	1	502	0.2%	0.8%	0.8%	0.8%
% of Patients satisfied with the dentistry they have received	0	0	N/A	93.1%	93.2%	93.5%
% of Patients satisfied with the time they had to wait for an appointment	0	0	N/A	89.9%	88.5%	87.4%

* This is based on patients treated on this contract for their most recent course of treatment. Figures in italics indicate the base number of FP17s or Patient Questionnaire responses are less than 100. N/A is shown where the base number of responses is less than 10 during the period. % is calculated as Quantity/Base number*100

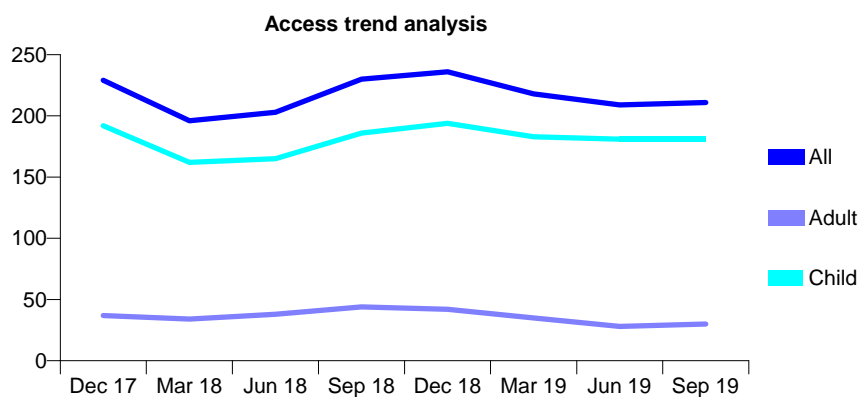
Q60 - Vital Signs At a Glance Contract Report for 840319/0001 - September 2019

Name or company name	MISS SJ WORSKETT
Contract type name	GDS Contract
Purpose of contract	General
Contract start date	01/04/2006
Contract end date	

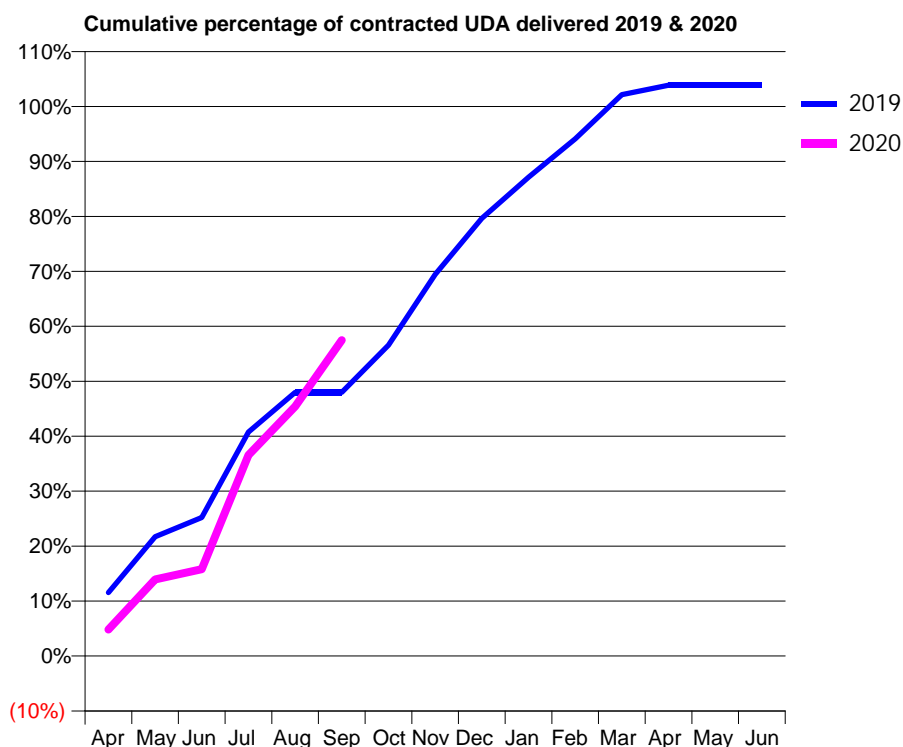
19/20 Contracted general activity (UDA)	373
Carry forward general activity (UDA)	-7
19/20 Contracted orthodontic activity (UOA)	0
Carry forward orthodontic activity (UOA)	0
Baseline contract value	£7,921.08

ACCESS*

Patients seen in 24 months	Total	Change since previous quarter
Quarter ending September 2018	230	
Quarter ending December 2018	236	↑
Quarter ending March 2019	218	↓
Quarter ending June 2019	209	↓
Quarter ending September 2019	211	→
Variance since September 2018	(8.3%)	↓



ACTIVITY



Month	Adjusted Scheduled Activity (UDA)	
	2019	2020
April	43	18
May	81	52
June	94	59
July	152	136
August	179	169
September	179	214
October	211	
November	259	
December	297	
January	325	
February	351	
March	381	
April	387	
May	387	
June	387	

QUALITY

	Quantity	Base Number	Contract	AT	Region	England
% of FP17s for the same patient ID Re-attending within 3 months - Children	3	163	1.8%	9.6%	11.3%	11.5%
% of FP17s for the same patient ID Re-attending within 3 months - Adults	0	11	0.0%	12.9%	14.7%	15.4%
% of FP17s for the same patient ID Re-attending between 3 & 9 months - Children	111	163	68.1%	61.1%	60.8%	59.7%
% of FP17s for the same patient ID Re-attending between 3 & 9 months - Adults	3	11	27.3%	55.2%	52.8%	51.7%
% of FP17s for Band 1 Urgent Courses	2	149	1.3%	7.6%	8.2%	9.2%
% of FP17s Relating to Free Repair or Replacements	0	149	0.0%	0.8%	0.7%	0.7%
% of FP17s Relating to Continuations	0	149	0.0%	0.8%	0.8%	0.8%
% of Patients satisfied with the dentistry they have received	0	0	N/A	93.1%	93.2%	93.5%
% of Patients satisfied with the time they had to wait for an appointment	0	0	N/A	89.9%	88.5%	87.4%

* This is based on patients treated on this contract for their most recent course of treatment. Figures in italics indicate the base number of FP17s or Patient Questionnaire responses are less than 100. N/A is shown where the base number of responses is less than 10 during the period. % is calculated as Quantity/Base number*100

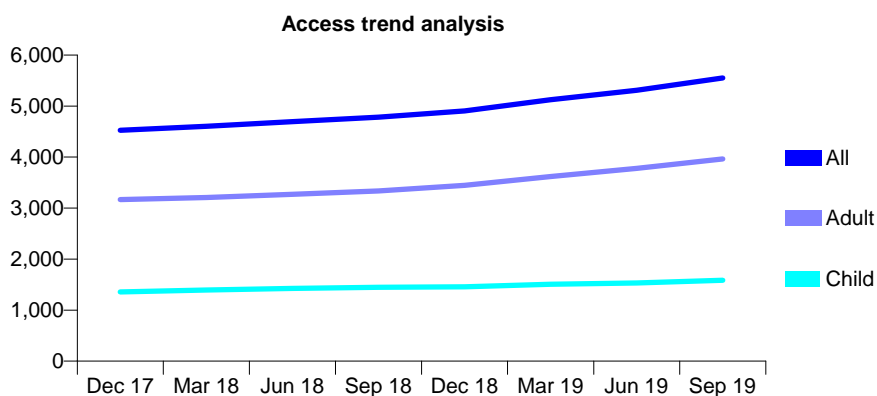
Q60 - Vital Signs At a Glance Contract Report for 840610/0001 - September 2019

Name or company name	MR RK NAHAR
Contract type name	GDS Contract
Purpose of contract	General and Orthodontic
Contract start date	01/04/2006
Contract end date	

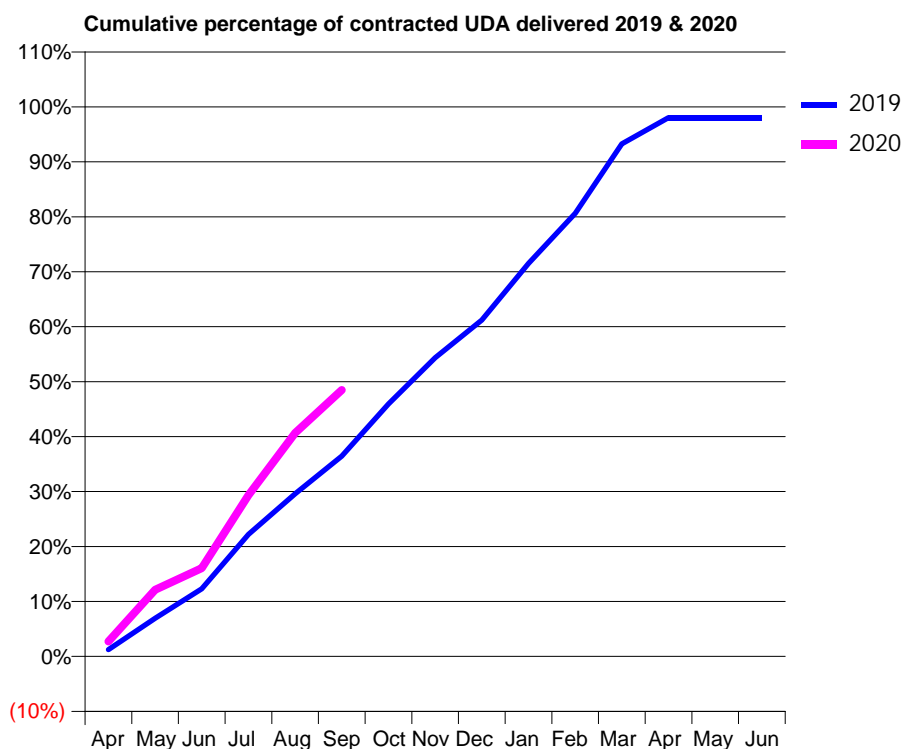
19/20 Contracted general activity (UDA)	17,203
Carry forward general activity (UDA)	339
19/20 Contracted orthodontic activity (UOA)	656
Carry forward orthodontic activity (UOA)	-10
Baseline contract value	£464,978.34

ACCESS*

Patients seen in 24 months	Total	Change since previous quarter
Quarter ending September 2018	4,784	
Quarter ending December 2018	4,906	↑
Quarter ending March 2019	5,125	↑
Quarter ending June 2019	5,312	↑
Quarter ending September 2019	5,551	↑
Variance since September 2018	16.0%	↑



ACTIVITY



Month	2019	2020
April	215	471
May	1,195	2,089
June	2,119	2,763
July	3,822	5,049
August	5,089	6,993
September	6,267	8,339
October	7,904	
November	9,354	
December	10,526	
January	12,302	
February	13,869	
March	16,046	
April	16,864	
May	16,864	
June	16,864	

QUALITY

	Quantity	Base Number	Contract	AT	Region	England
% of FP17s for the same patient ID Re-attending within 3 months - Children	177	1,345	13.2%	9.6%	11.3%	11.5%
% of FP17s for the same patient ID Re-attending within 3 months - Adults	511	3,166	16.1%	12.9%	14.7%	15.4%
% of FP17s for the same patient ID Re-attending between 3 & 9 months - Children	847	1,345	63.0%	61.1%	60.8%	59.7%
% of FP17s for the same patient ID Re-attending between 3 & 9 months - Adults	1,795	3,166	56.7%	55.2%	52.8%	51.7%
% of FP17s for Band 1 Urgent Courses	283	4,206	6.7%	7.6%	8.2%	9.2%
% of FP17s Relating to Free Repair or Replacements	22	4,206	0.5%	0.8%	0.7%	0.7%
% of FP17s Relating to Continuations	82	4,206	1.9%	0.8%	0.8%	0.8%
% of Patients satisfied with the dentistry they have received	0	1	N/A	93.1%	93.2%	93.5%
% of Patients satisfied with the time they had to wait for an appointment	0	1	N/A	89.9%	88.5%	87.4%

* This is based on patients treated on this contract for their most recent course of treatment. Figures in italics indicate the base number of FP17s or Patient Questionnaire responses are less than 100. N/A is shown where the base number of responses is less than 10 during the period. % is calculated as Quantity/Base number*100

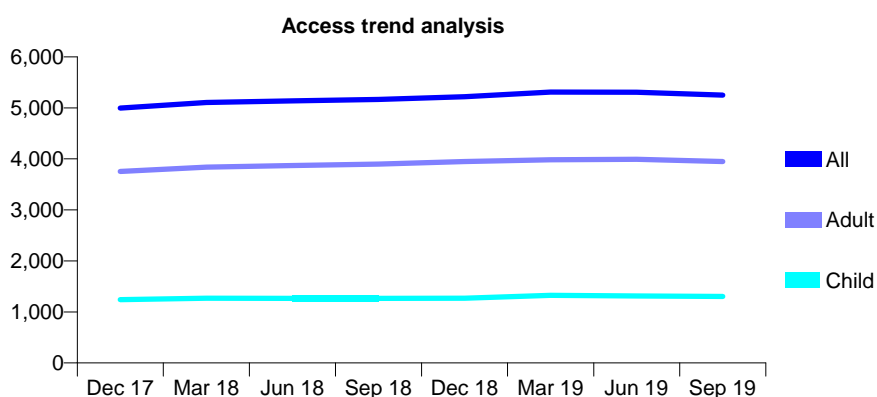
Q60 - Vital Signs At a Glance Contract Report for 844691/0001 - September 2019

Name or company name	MR G SHIRAVI
Contract type name	GDS Contract
Purpose of contract	General
Contract start date	01/04/2006
Contract end date	

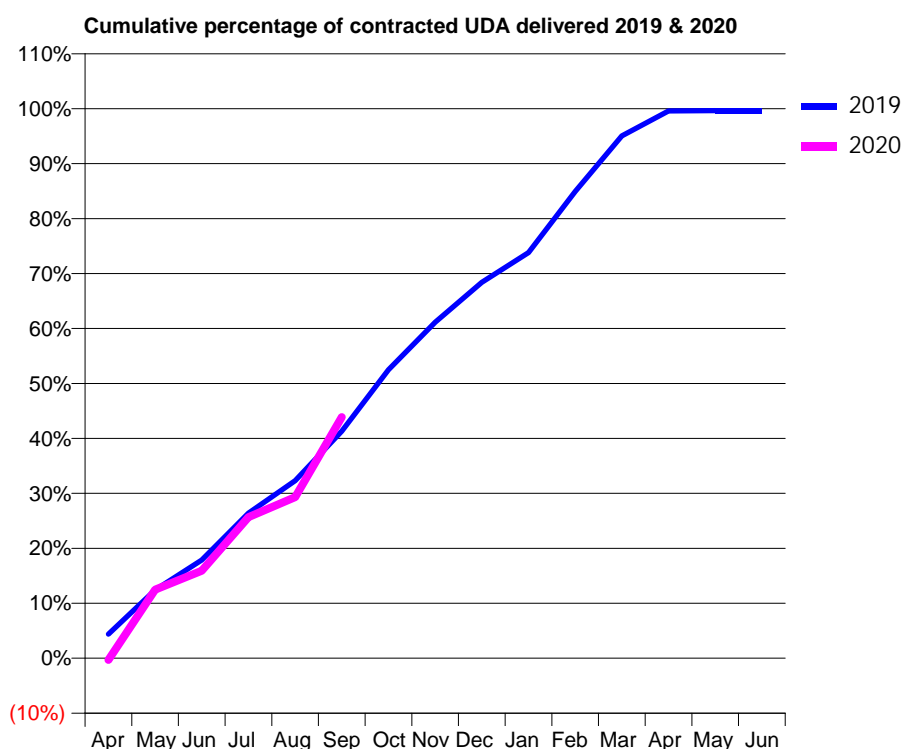
19/20 Contracted general activity (UDA)	15,045
Carry forward general activity (UDA)	51
19/20 Contracted orthodontic activity (UOA)	0
Carry forward orthodontic activity (UOA)	0
Baseline contract value	£430,616.30

ACCESS*

Patients seen in 24 months	Total	Change since previous quarter
Quarter ending September 2018	5,166	
Quarter ending December 2018	5,220	→
Quarter ending March 2019	5,308	→
Quarter ending June 2019	5,306	→
Quarter ending September 2019	5,250	↓
Variance since September 2018	1.6%	→



ACTIVITY



Month	2019	2020
April	658	-51
May	1,867	1,880
June	2,690	2,394
July	3,973	3,863
August	4,860	4,408
September	6,214	6,602
October	7,898	
November	9,197	
December	10,291	
January	11,106	
February	12,779	
March	14,297	
April	14,982	
May	14,994	
June	14,994	

QUALITY

	Quantity	Base Number	Contract	AT	Region	England
% of FP17s for the same patient ID Re-attending within 3 months - Children	118	938	12.6%	9.6%	11.3%	11.5%
% of FP17s for the same patient ID Re-attending within 3 months - Adults	461	2,669	17.3%	12.9%	14.7%	15.4%
% of FP17s for the same patient ID Re-attending between 3 & 9 months - Children	566	938	60.3%	61.1%	60.8%	59.7%
% of FP17s for the same patient ID Re-attending between 3 & 9 months - Adults	1,496	2,669	56.1%	55.2%	52.8%	51.7%
% of FP17s for Band 1 Urgent Courses	201	3,340	6.0%	7.6%	8.2%	9.2%
% of FP17s Relating to Free Repair or Replacements	22	3,340	0.7%	0.8%	0.7%	0.7%
% of FP17s Relating to Continuations	34	3,340	1.0%	0.8%	0.8%	0.8%
% of Patients satisfied with the dentistry they have received	3	3	N/A	93.1%	93.2%	93.5%
% of Patients satisfied with the time they had to wait for an appointment	3	3	N/A	89.9%	88.5%	87.4%

* This is based on patients treated on this contract for their most recent course of treatment. Figures in italics indicate the base number of FP17s or Patient Questionnaire responses are less than 100. N/A is shown where the base number of responses is less than 10 during the period. % is calculated as Quantity/Base number*100

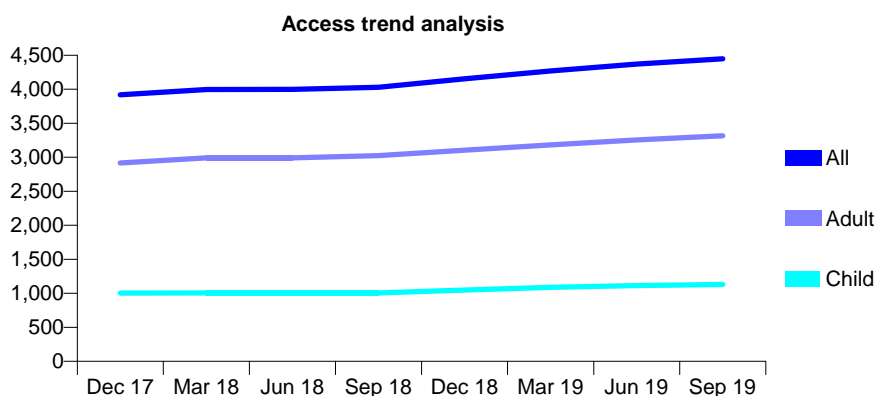
Q60 - Vital Signs At a Glance Contract Report for 847739/0002 - September 2019

Name or company name	MR E MOORE
Contract type name	GDS Contract
Purpose of contract	General
Contract start date	01/04/2006
Contract end date	

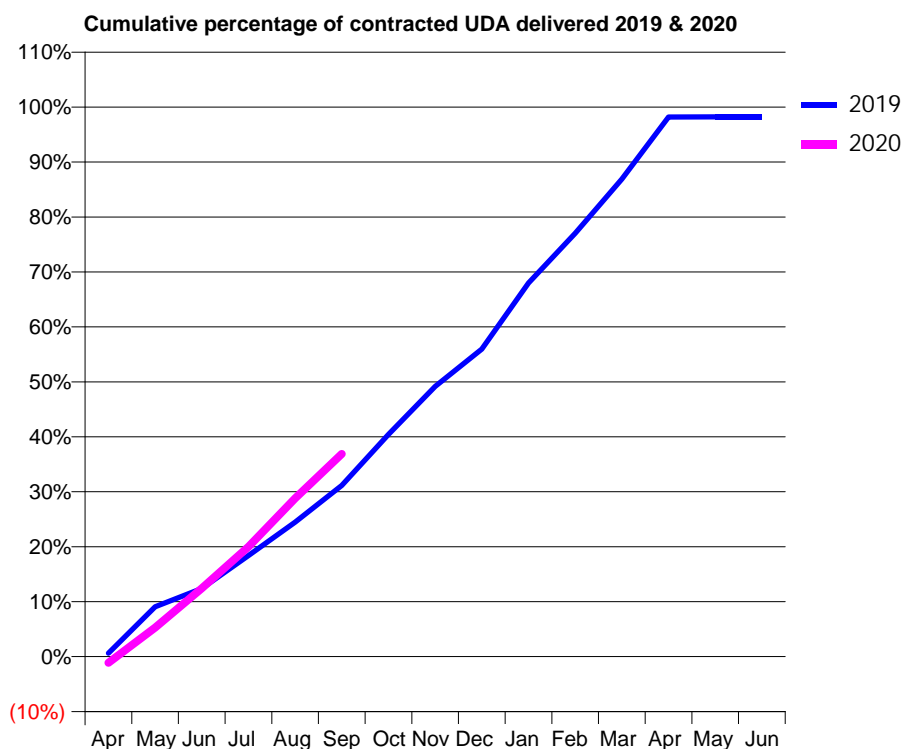
19/20 Contracted general activity (UDA)	11,482
Carry forward general activity (UDA)	205
19/20 Contracted orthodontic activity (UOA)	0
Carry forward orthodontic activity (UOA)	0
Baseline contract value	£280,402.34

ACCESS*

Patients seen in 24 months	Total	Change since previous quarter
Quarter ending September 2018	4,030	
Quarter ending December 2018	4,153	↑
Quarter ending March 2019	4,270	↑
Quarter ending June 2019	4,370	↑
Quarter ending September 2019	4,448	→
Variance since September 2018	10.4%	↑



ACTIVITY



Month	Adjusted Scheduled Activity (UDA)	
	2019	2020
April	71	-133
May	1,040	607
June	1,424	1,426
July	2,111	2,298
August	2,810	3,308
September	3,578	4,235
October	4,643	
November	5,647	
December	6,424	
January	7,806	
February	8,846	
March	9,977	
April	11,275	
May	11,277	
June	11,277	

QUALITY

	Quantity	Base Number	Contract	AT	Region	England
% of FP17s for the same patient ID Re-attending within 3 months - Children	104	989	10.5%	9.6%	11.3%	11.5%
% of FP17s for the same patient ID Re-attending within 3 months - Adults	383	2,528	15.2%	12.9%	14.7%	15.4%
% of FP17s for the same patient ID Re-attending between 3 & 9 months - Children	576	989	58.2%	61.1%	60.8%	59.7%
% of FP17s for the same patient ID Re-attending between 3 & 9 months - Adults	1,265	2,528	50.0%	55.2%	52.8%	51.7%
% of FP17s for Band 1 Urgent Courses	172	2,353	7.3%	7.6%	8.2%	9.2%
% of FP17s Relating to Free Repair or Replacements	5	2,353	0.2%	0.8%	0.7%	0.7%
% of FP17s Relating to Continuations	8	2,353	0.3%	0.8%	0.8%	0.8%
% of Patients satisfied with the dentistry they have received	4	4	N/A	93.1%	93.2%	93.5%
% of Patients satisfied with the time they had to wait for an appointment	3	4	N/A	89.9%	88.5%	87.4%

* This is based on patients treated on this contract for their most recent course of treatment. Figures in italics indicate the base number of FP17s or Patient Questionnaire responses are less than 100. N/A is shown where the base number of responses is less than 10 during the period. % is calculated as Quantity/Base number*100

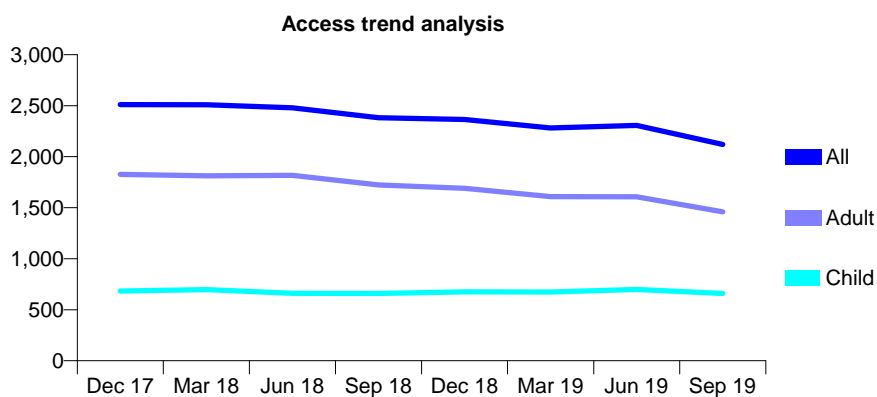
Q60 - Vital Signs At a Glance Contract Report for 849227/0001 - September 2019

Name or company name	MR BS AHITAN
Contract type name	GDS Contract
Purpose of contract	General
Contract start date	01/04/2006
Contract end date	

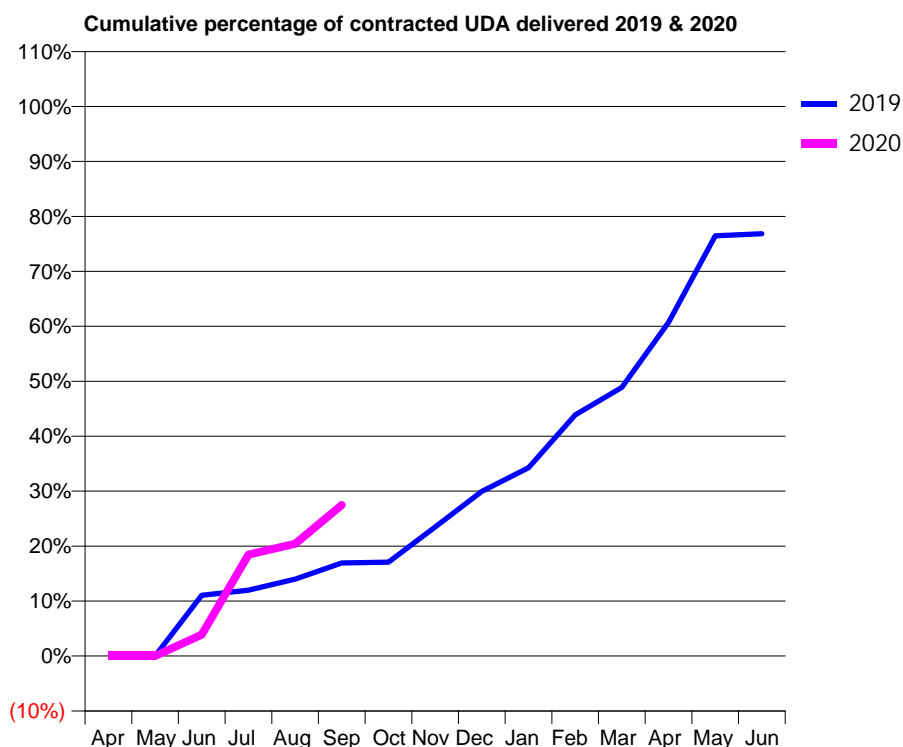
19/20 Contracted general activity (UDA)	10,030
Carry forward general activity (UDA)	0
19/20 Contracted orthodontic activity (UOA)	0
Carry forward orthodontic activity (UOA)	0
Baseline contract value	£236,955.01

ACCESS*

Patients seen in 24 months	Total	Change since previous quarter
Quarter ending September 2018	2,383	
Quarter ending December 2018	2,366	→
Quarter ending March 2019	2,282	↓
Quarter ending June 2019	2,306	→
Quarter ending September 2019	2,119	↓
Variance since September 2018	(11.1%)	↓



ACTIVITY



Month	Adjusted Scheduled Activity (UDA)	
	2019	2020
April	0	0
May	0	0
June	1,108	390
July	1,204	1,852
August	1,402	2,049
September	1,699	2,758
October	1,712	
November	2,358	
December	3,005	
January	3,436	
February	4,398	
March	4,902	
April	6,088	
May	7,667	
June	7,707	

QUALITY

	Quantity	Base Number	Contract	AT	Region	England
% of FP17s for the same patient ID Re-attending within 3 months - Children	44	399	11.0%	9.6%	11.3%	11.5%
% of FP17s for the same patient ID Re-attending within 3 months - Adults	203	892	22.8%	12.9%	14.7%	15.4%
% of FP17s for the same patient ID Re-attending between 3 & 9 months - Children	129	399	32.3%	61.1%	60.8%	59.7%
% of FP17s for the same patient ID Re-attending between 3 & 9 months - Adults	174	892	19.5%	55.2%	52.8%	51.7%
% of FP17s for Band 1 Urgent Courses	8	756	1.1%	7.6%	8.2%	9.2%
% of FP17s Relating to Free Repair or Replacements	14	756	1.9%	0.8%	0.7%	0.7%
% of FP17s Relating to Continuations	27	756	3.6%	0.8%	0.8%	0.8%
% of Patients satisfied with the dentistry they have received	1	1	N/A	93.1%	93.2%	93.5%
% of Patients satisfied with the time they had to wait for an appointment	1	1	N/A	89.9%	88.5%	87.4%

* This is based on patients treated on this contract for their most recent course of treatment. Figures in italics indicate the base number of FP17s or Patient Questionnaire responses are less than 100. N/A is shown where the base number of responses is less than 10 during the period. % is calculated as Quantity/Base number*100

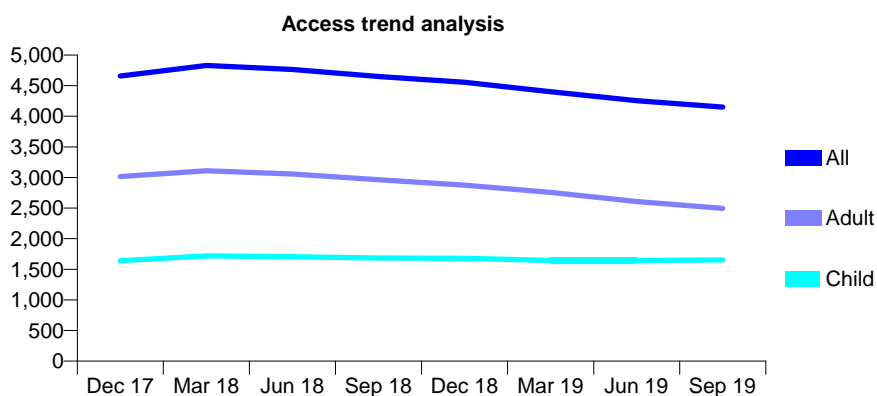
Q60 - Vital Signs At a Glance Contract Report for 856622/0001 - September 2019

Name or company name	MR N BARCHHA
Contract type name	GDS Contract
Purpose of contract	General
Contract start date	01/04/2006
Contract end date	

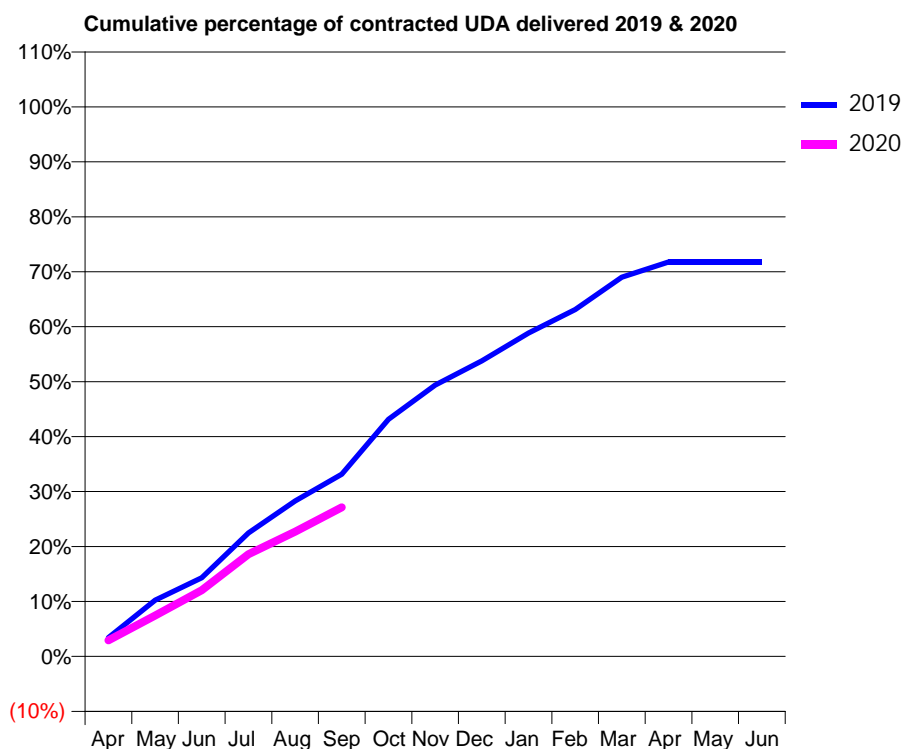
19/20 Contracted general activity (UDA)	16,093
Carry forward general activity (UDA)	0
19/20 Contracted orthodontic activity (UOA)	0
Carry forward orthodontic activity (UOA)	0
Baseline contract value	£409,976.39

ACCESS*

Patients seen in 24 months	Total	Change since previous quarter
Quarter ending September 2018	4,650	
Quarter ending December 2018	4,554	↓
Quarter ending March 2019	4,402	↓
Quarter ending June 2019	4,256	↓
Quarter ending September 2019	4,149	↓
Variance since September 2018	(10.8%)	↓



ACTIVITY



Month	2019	2020
April	553	471
May	1,652	1,197
June	2,302	1,938
July	3,619	2,994
August	4,557	3,652
September	5,335	4,369
October	6,947	
November	7,945	
December	8,653	
January	9,468	
February	10,159	
March	11,104	
April	11,551	
May	11,552	
June	11,552	

QUALITY

	Quantity	Base Number	Contract	AT	Region	England
% of FP17s for the same patient ID Re-attending within 3 months - Children	86	1,240	6.9%	9.6%	11.3%	11.5%
% of FP17s for the same patient ID Re-attending within 3 months - Adults	242	1,021	23.7%	12.9%	14.7%	15.4%
% of FP17s for the same patient ID Re-attending between 3 & 9 months - Children	811	1,240	65.4%	61.1%	60.8%	59.7%
% of FP17s for the same patient ID Re-attending between 3 & 9 months - Adults	427	1,021	41.8%	55.2%	52.8%	51.7%
% of FP17s for Band 1 Urgent Courses	205	2,085	9.8%	7.6%	8.2%	9.2%
% of FP17s Relating to Free Repair or Replacements	13	2,085	0.6%	0.8%	0.7%	0.7%
% of FP17s Relating to Continuations	28	2,085	1.3%	0.8%	0.8%	0.8%
% of Patients satisfied with the dentistry they have received	2	3	N/A	93.1%	93.2%	93.5%
% of Patients satisfied with the time they had to wait for an appointment	3	3	N/A	89.9%	88.5%	87.4%

* This is based on patients treated on this contract for their most recent course of treatment. Figures in italics indicate the base number of FP17s or Patient Questionnaire responses are less than 100. N/A is shown where the base number of responses is less than 10 during the period. % is calculated as Quantity/Base number*100

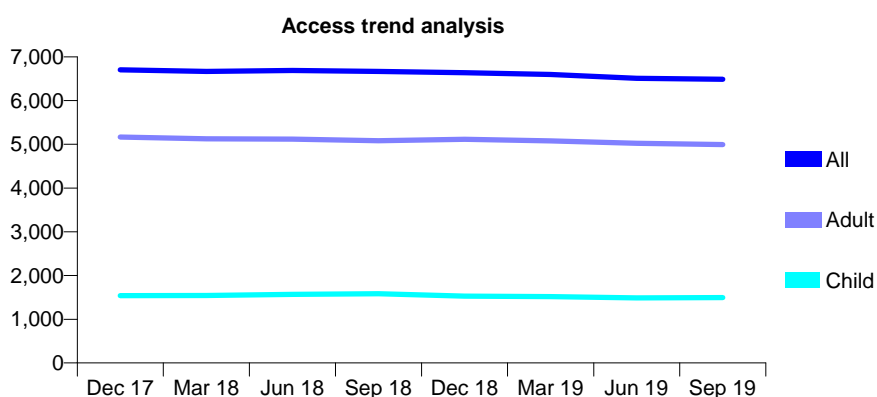
Q60 - Vital Signs At a Glance Contract Report for 857866/0001 - September 2019

Name or company name	MR LG THOTA
Contract type name	GDS Contract
Purpose of contract	General
Contract start date	01/04/2006
Contract end date	

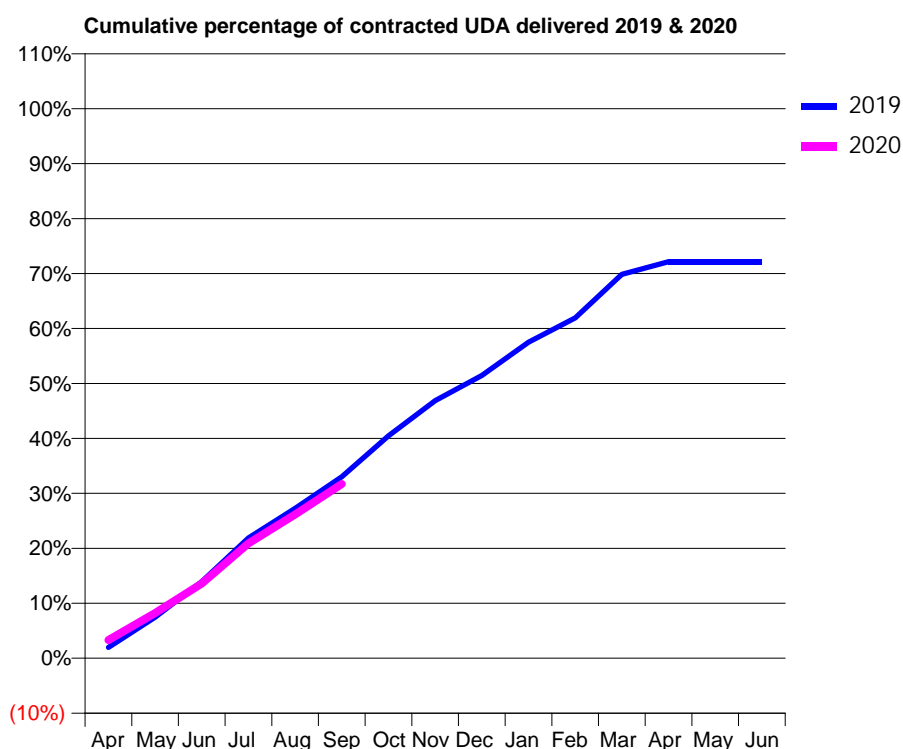
19/20 Contracted general activity (UDA)	26,500
Carry forward general activity (UDA)	0
19/20 Contracted orthodontic activity (UOA)	0
Carry forward orthodontic activity (UOA)	0
Baseline contract value	£576,375.48

ACCESS*

Patients seen in 24 months	Total	Change since previous quarter
Quarter ending September 2018	6,665	
Quarter ending December 2018	6,640	→
Quarter ending March 2019	6,595	→
Quarter ending June 2019	6,509	↓
Quarter ending September 2019	6,490	→
Variance since September 2018	(2.6%)	↓



ACTIVITY



Month	2019	2020
April	523	881
May	1,984	2,186
June	3,697	3,601
July	5,804	5,539
August	7,227	6,936
September	8,747	8,402
October	10,723	
November	12,420	
December	13,638	
January	15,235	
February	16,406	
March	18,510	
April	19,122	
May	19,122	
June	19,122	

QUALITY

	Quantity	Base Number	Contract	AT	Region	England
% of FP17s for the same patient ID Re-attending within 3 months - Children	53	1,085	4.9%	9.6%	11.3%	11.5%
% of FP17s for the same patient ID Re-attending within 3 months - Adults	393	3,732	10.5%	12.9%	14.7%	15.4%
% of FP17s for the same patient ID Re-attending between 3 & 9 months - Children	691	1,085	63.7%	61.1%	60.8%	59.7%
% of FP17s for the same patient ID Re-attending between 3 & 9 months - Adults	2,446	3,732	65.5%	55.2%	52.8%	51.7%
% of FP17s for Band 1 Urgent Courses	330	4,483	7.4%	7.6%	8.2%	9.2%
% of FP17s Relating to Free Repair or Replacements	13	4,483	0.3%	0.8%	0.7%	0.7%
% of FP17s Relating to Continuations	16	4,483	0.4%	0.8%	0.8%	0.8%
% of Patients satisfied with the dentistry they have received	2	2	N/A	93.1%	93.2%	93.5%
% of Patients satisfied with the time they had to wait for an appointment	2	2	N/A	89.9%	88.5%	87.4%

* This is based on patients treated on this contract for their most recent course of treatment.

Figures in italics indicate the base number of FP17s or Patient Questionnaire responses are less than 100. N/A is shown where the base number of responses is less than 10 during the period. % is calculated as Quantity/Base number*100

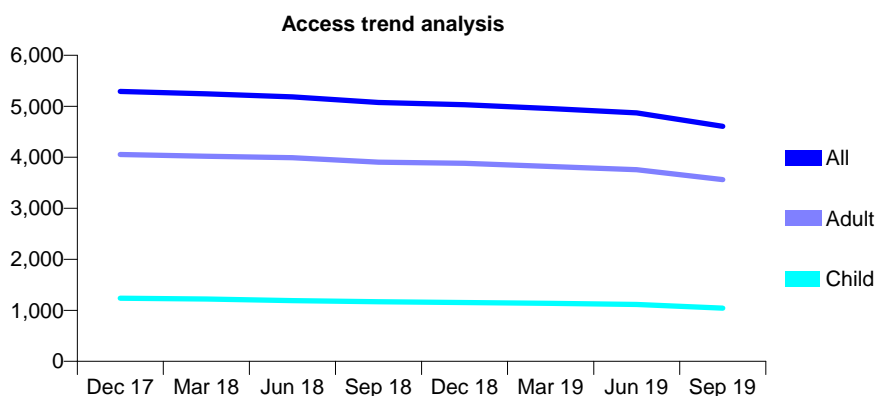
Q60 - Vital Signs At a Glance Contract Report for 906611/0002 - September 2019

Name or company name	MR RJ COOPER
Contract type name	GDS Contract
Purpose of contract	General
Contract start date	01/04/2009
Contract end date	

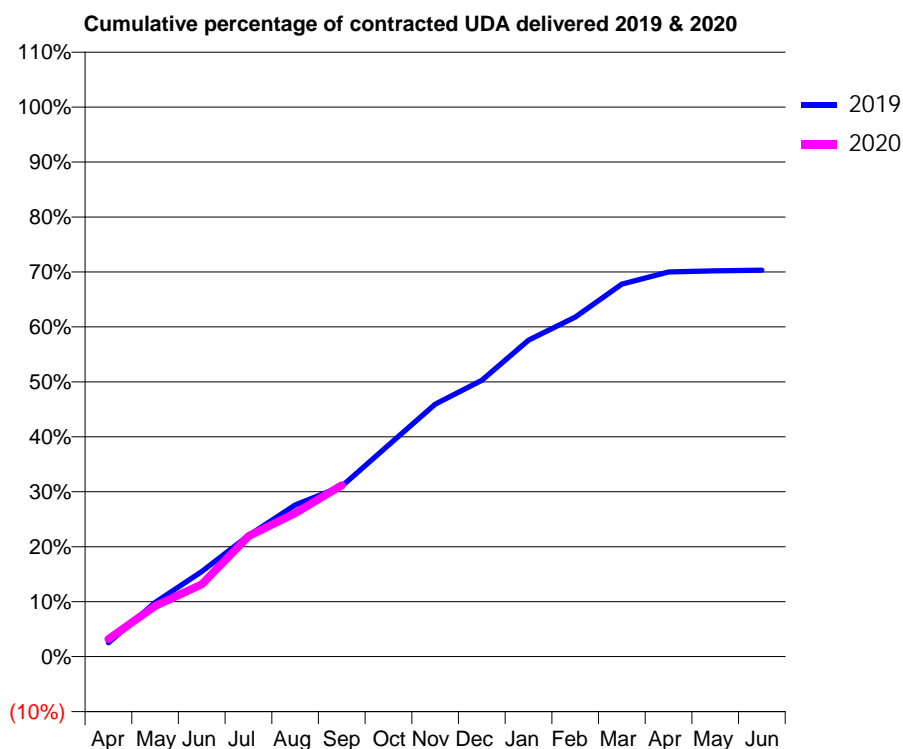
19/20 Contracted general activity (UDA)	16,008
Carry forward general activity (UDA)	0
19/20 Contracted orthodontic activity (UOA)	0
Carry forward orthodontic activity (UOA)	0
Baseline contract value	£396,839.80

ACCESS*

Patients seen in 24 months	Total	Change since previous quarter
Quarter ending September 2018	5,074	
Quarter ending December 2018	5,032	→
Quarter ending March 2019	4,955	↓
Quarter ending June 2019	4,870	↓
Quarter ending September 2019	4,607	↓
Variance since September 2018	(9.2%)	↓



ACTIVITY



Month	Adjusted Scheduled Activity (UDA)	
	2019	2020
April	477	510
May	1,859	1,476
June	2,918	2,106
July	4,149	3,512
August	5,198	4,176
September	5,839	4,991
October	7,253	
November	8,654	
December	9,473	
January	10,848	
February	11,637	
March	12,768	
April	13,183	
May	13,221	
June	13,243	

QUALITY

	Quantity	Base Number	Contract	AT	Region	England
% of FP17s for the same patient ID Re-attending within 3 months - Children	36	617	5.8%	9.6%	11.3%	11.5%
% of FP17s for the same patient ID Re-attending within 3 months - Adults	181	2,029	8.9%	12.9%	14.7%	15.4%
% of FP17s for the same patient ID Re-attending between 3 & 9 months - Children	344	617	55.8%	61.1%	60.8%	59.7%
% of FP17s for the same patient ID Re-attending between 3 & 9 months - Adults	1,148	2,029	56.6%	55.2%	52.8%	51.7%
% of FP17s for Band 1 Urgent Courses	78	2,400	3.3%	7.6%	8.2%	9.2%
% of FP17s Relating to Free Repair or Replacements	8	2,400	0.3%	0.8%	0.7%	0.7%
% of FP17s Relating to Continuations	44	2,400	1.8%	0.8%	0.8%	0.8%
% of Patients satisfied with the dentistry they have received	5	5	N/A	93.1%	93.2%	93.5%
% of Patients satisfied with the time they had to wait for an appointment	5	5	N/A	89.9%	88.5%	87.4%

* This is based on patients treated on this contract for their most recent course of treatment. Figures in italics indicate the base number of FP17s or Patient Questionnaire responses are less than 100. N/A is shown where the base number of responses is less than 10 during the period. % is calculated as Quantity/Base number*100

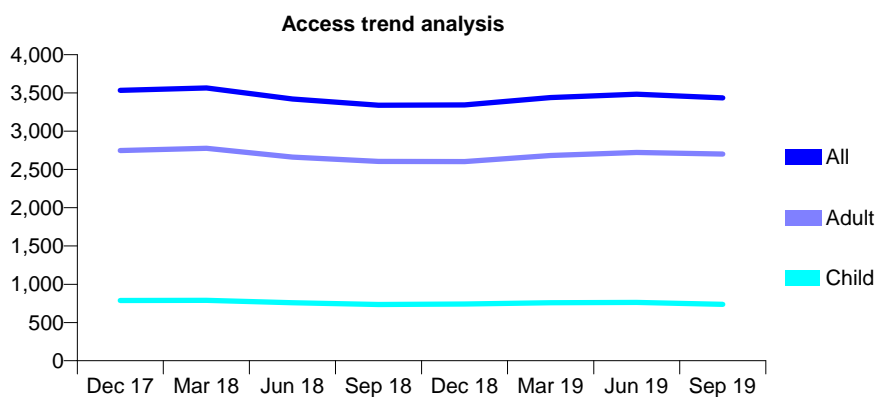
Q60 - Vital Signs At a Glance Contract Report for 909939/0001 - September 2019

Name or company name	Sandeep Kaur Dhanda
Contract type name	GDS Contract
Purpose of contract	General
Contract start date	01/04/2006
Contract end date	

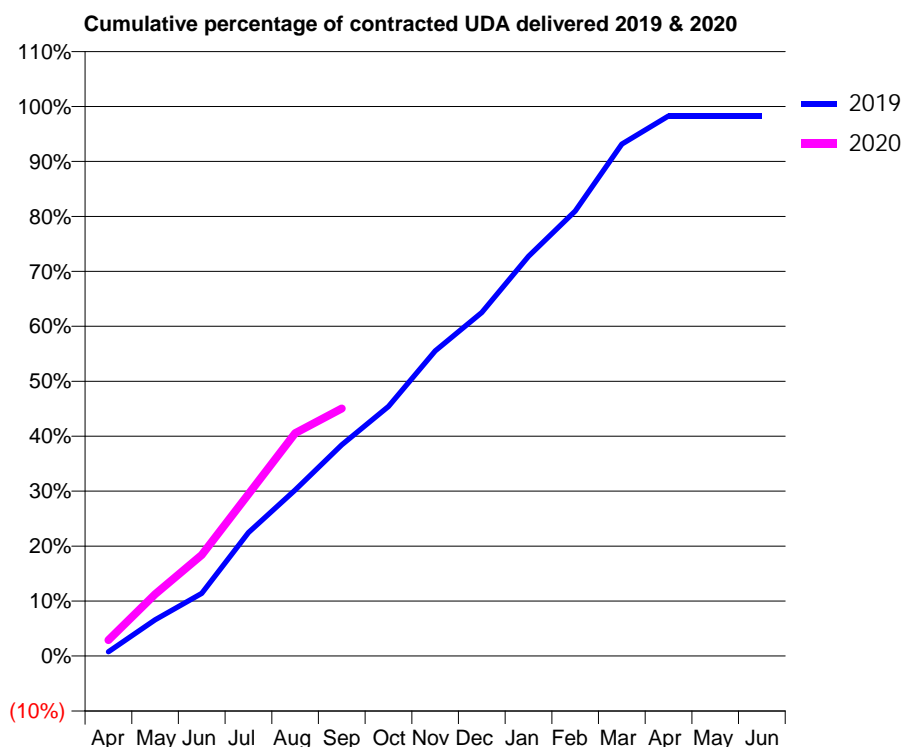
19/20 Contracted general activity (UDA)	8,800
Carry forward general activity (UDA)	151
19/20 Contracted orthodontic activity (UOA)	0
Carry forward orthodontic activity (UOA)	0
Baseline contract value	£252,690.79

ACCESS*

Patients seen in 24 months	Total	Change since previous quarter
Quarter ending September 2018	3,339	
Quarter ending December 2018	3,344	→
Quarter ending March 2019	3,439	↑
Quarter ending June 2019	3,484	→
Quarter ending September 2019	3,437	↓
Variance since September 2018	2.9%	↑



ACTIVITY



Month	Adjusted Scheduled Activity (UDA)	
	2019	2020
April	67	255
May	580	989
June	1,006	1,621
July	1,979	2,592
August	2,661	3,569
September	3,383	3,963
October	3,997	
November	4,887	
December	5,501	
January	6,402	
February	7,126	
March	8,197	
April	8,648	
May	8,648	
June	8,648	

QUALITY

	Quantity	Base Number	Contract	AT	Region	England
% of FP17s for the same patient ID Re-attending within 3 months - Children	22	473	4.7%	9.6%	11.3%	11.5%
% of FP17s for the same patient ID Re-attending within 3 months - Adults	195	1,613	12.1%	12.9%	14.7%	15.4%
% of FP17s for the same patient ID Re-attending between 3 & 9 months - Children	207	473	43.8%	61.1%	60.8%	59.7%
% of FP17s for the same patient ID Re-attending between 3 & 9 months - Adults	553	1,613	34.3%	55.2%	52.8%	51.7%
% of FP17s for Band 1 Urgent Courses	130	1,889	6.9%	7.6%	8.2%	9.2%
% of FP17s Relating to Free Repair or Replacements	37	1,889	2.0%	0.8%	0.7%	0.7%
% of FP17s Relating to Continuations	30	1,889	1.6%	0.8%	0.8%	0.8%
% of Patients satisfied with the dentistry they have received	0	0	N/A	93.1%	93.2%	93.5%
% of Patients satisfied with the time they had to wait for an appointment	0	0	N/A	89.9%	88.5%	87.4%

* This is based on patients treated on this contract for their most recent course of treatment. Figures in italics indicate the base number of FP17s or Patient Questionnaire responses are less than 100. N/A is shown where the base number of responses is less than 10 during the period. % is calculated as Quantity/Base number*100

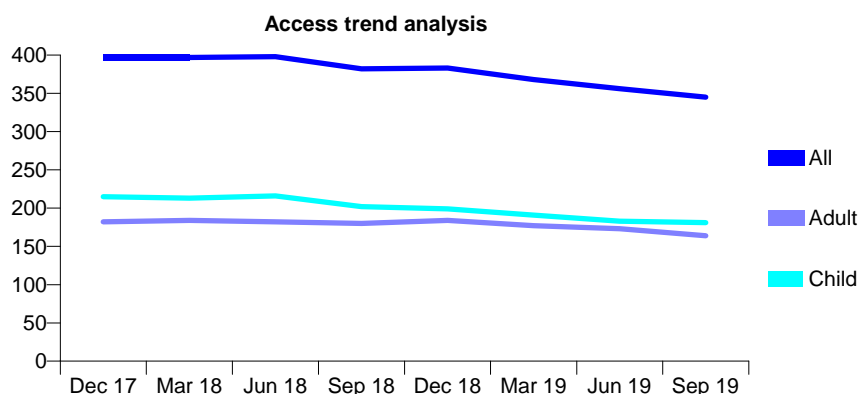
Q60 - Vital Signs At a Glance Contract Report for 910066/0001 - September 2019

Name or company name	DR AJ FAGG
Contract type name	GDS Contract
Purpose of contract	General and Orthodontic
Contract start date	01/04/2006
Contract end date	

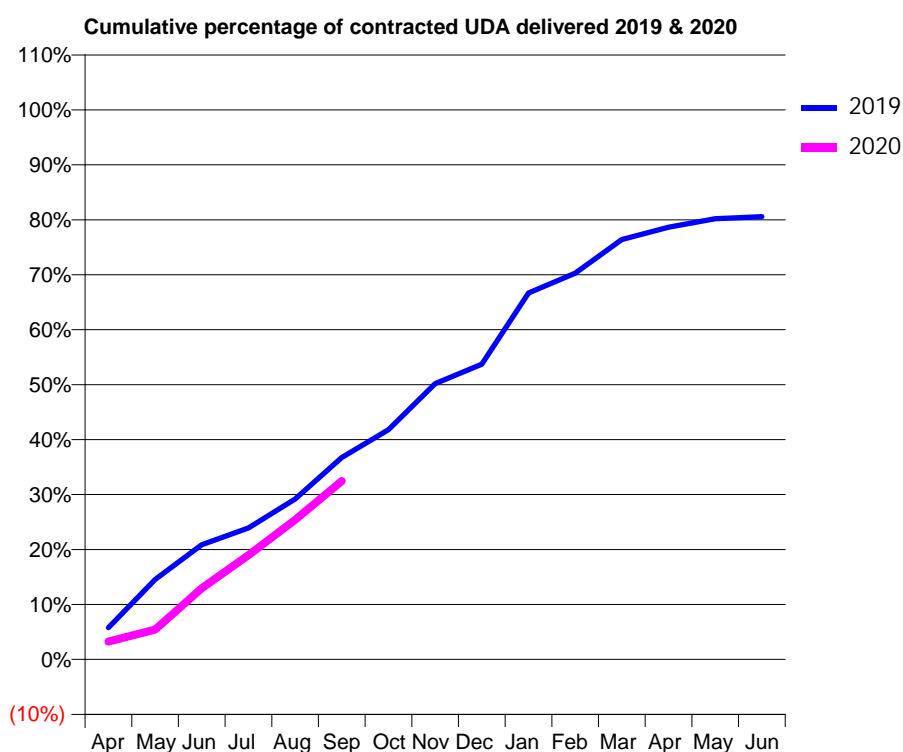
19/20 Contracted general activity (UDA)	777
Carry forward general activity (UDA)	0
19/20 Contracted orthodontic activity (UOA)	1,378
Carry forward orthodontic activity (UOA)	-27
Baseline contract value	£91,690.74

ACCESS*

Patients seen in 24 months	Total	Change since previous quarter
Quarter ending September 2018	382	
Quarter ending December 2018	383	→
Quarter ending March 2019	368	↓
Quarter ending June 2019	356	↓
Quarter ending September 2019	345	↓
Variance since September 2018	(9.7%)	↓



ACTIVITY



Month	2019	2020
April	45	25
May	113	42
June	162	101
July	186	148
August	227	198
September	286	252
October	325	
November	390	
December	417	
January	518	
February	546	
March	594	
April	611	
May	623	
June	626	

QUALITY

	Quantity	Base Number	Contract	AT	Region	England
% of FP17s for the same patient ID Re-attending within 3 months - Children	21	199	10.6%	9.6%	11.3%	11.5%
% of FP17s for the same patient ID Re-attending within 3 months - Adults	14	99	14.1%	12.9%	14.7%	15.4%
% of FP17s for the same patient ID Re-attending between 3 & 9 months - Children	70	199	35.2%	61.1%	60.8%	59.7%
% of FP17s for the same patient ID Re-attending between 3 & 9 months - Adults	46	99	46.5%	55.2%	52.8%	51.7%
% of FP17s for Band 1 Urgent Courses	11	194	5.7%	7.6%	8.2%	9.2%
% of FP17s Relating to Free Repair or Replacements	0	194	0.0%	0.8%	0.7%	0.7%
% of FP17s Relating to Continuations	0	194	0.0%	0.8%	0.8%	0.8%
% of Patients satisfied with the dentistry they have received	0	0	N/A	93.1%	93.2%	93.5%
% of Patients satisfied with the time they had to wait for an appointment	0	0	N/A	89.9%	88.5%	87.4%

* This is based on patients treated on this contract for their most recent course of treatment. Figures in italics indicate the base number of FP17s or Patient Questionnaire responses are less than 100. N/A is shown where the base number of responses is less than 10 during the period. % is calculated as Quantity/Base number*100

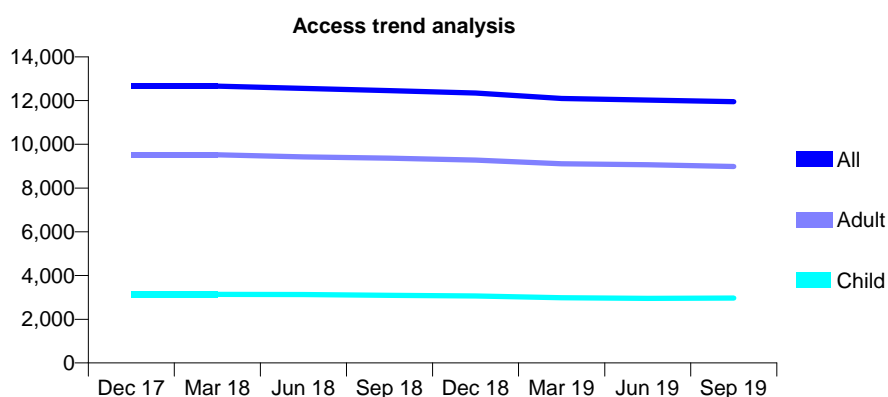
Q60 - Vital Signs At a Glance Contract Report for 912891/0001 - September 2019

Name or company name	Mr Kamalendra Alaparathi
Contract type name	GDS Contract
Purpose of contract	General
Contract start date	01/04/2006
Contract end date	

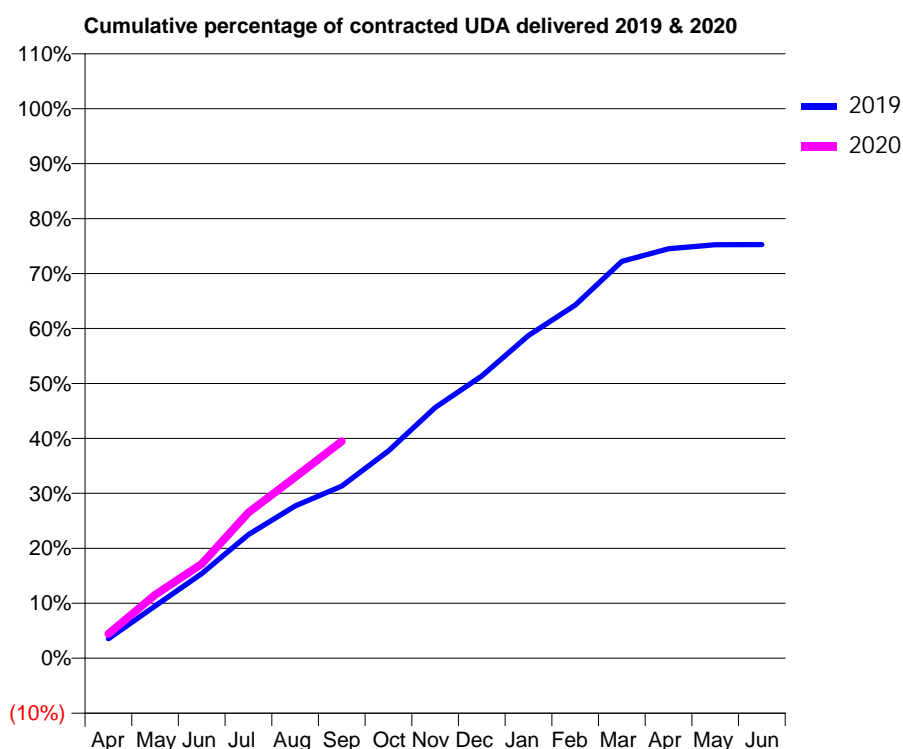
19/20 Contracted general activity (UDA)	37,649
Carry forward general activity (UDA)	0
19/20 Contracted orthodontic activity (UOA)	0
Carry forward orthodontic activity (UOA)	0
Baseline contract value	£848,557.46

ACCESS*

Patients seen in 24 months	Total	Change since previous quarter
Quarter ending September 2018	12,456	
Quarter ending December 2018	12,345	→
Quarter ending March 2019	12,100	↓
Quarter ending June 2019	12,026	→
Quarter ending September 2019	11,954	→
Variance since September 2018	(4.0%)	↓



ACTIVITY



Month	2019	2020
April	1,329	1,679
May	3,579	4,353
June	5,801	6,466
July	8,478	9,983
August	10,431	12,415
September	11,792	14,856
October	14,203	
November	17,171	
December	19,336	
January	22,115	
February	24,200	
March	27,187	
April	28,054	
May	28,330	
June	28,333	

QUALITY

	Quantity	Base Number	Contract	AT	Region	England
% of FP17s for the same patient ID Re-attending within 3 months - Children	155	2,145	7.2%	9.6%	11.3%	11.5%
% of FP17s for the same patient ID Re-attending within 3 months - Adults	588	6,430	9.1%	12.9%	14.7%	15.4%
% of FP17s for the same patient ID Re-attending between 3 & 9 months - Children	1,265	2,145	59.0%	61.1%	60.8%	59.7%
% of FP17s for the same patient ID Re-attending between 3 & 9 months - Adults	3,978	6,430	61.9%	55.2%	52.8%	51.7%
% of FP17s for Band 1 Urgent Courses	388	7,956	4.9%	7.6%	8.2%	9.2%
% of FP17s Relating to Free Repair or Replacements	60	7,956	0.8%	0.8%	0.7%	0.7%
% of FP17s Relating to Continuations	28	7,956	0.4%	0.8%	0.8%	0.8%
% of Patients satisfied with the dentistry they have received	4	4	N/A	93.1%	93.2%	93.5%
% of Patients satisfied with the time they had to wait for an appointment	2	4	N/A	89.9%	88.5%	87.4%

* This is based on patients treated on this contract for their most recent course of treatment.

Figures in italics indicate the base number of FP17s or Patient Questionnaire responses are less than 100. N/A is shown where the base number of responses is less than 10 during the period. % is calculated as Quantity/Base number*100

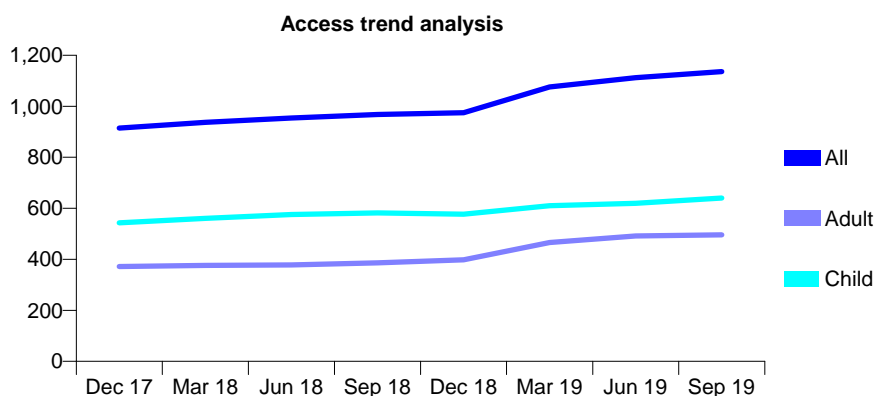
Q60 - Vital Signs At a Glance Contract Report for 913006/0001 - September 2019

Name or company name	MRS AJ MORRIS
Contract type name	GDS Contract
Purpose of contract	General
Contract start date	01/04/2006
Contract end date	

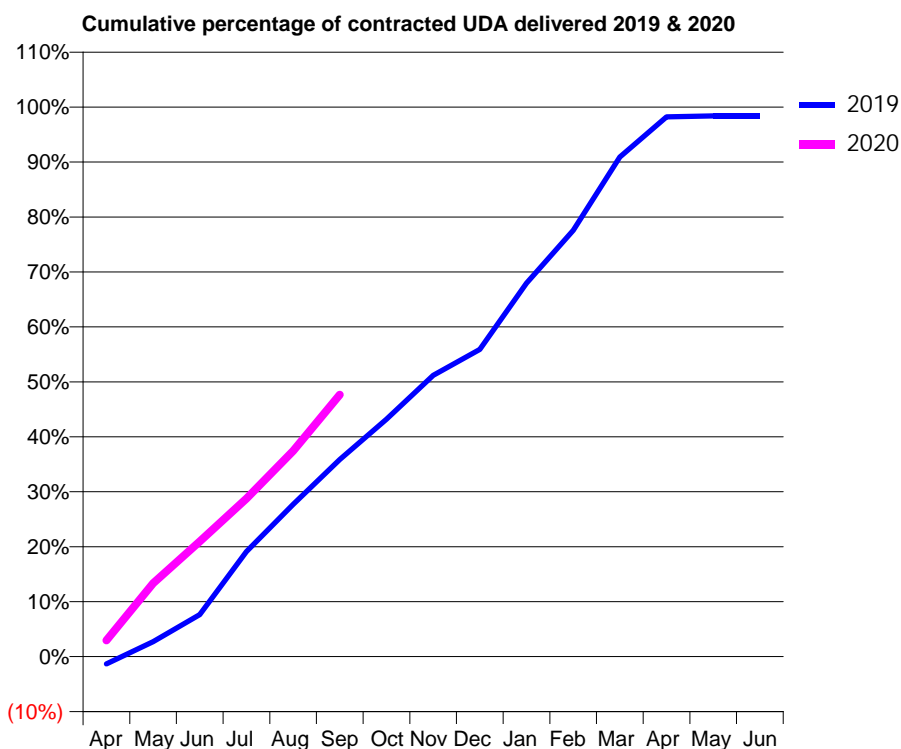
19/20 Contracted general activity (UDA)	2,400
Carry forward general activity (UDA)	0
19/20 Contracted orthodontic activity (UOA)	0
Carry forward orthodontic activity (UOA)	0
Baseline contract value	£60,912.16

ACCESS*

Patients seen in 24 months	Total	Change since previous quarter
Quarter ending September 2018	968	
Quarter ending December 2018	975	→
Quarter ending March 2019	1,076	↑
Quarter ending June 2019	1,112	↑
Quarter ending September 2019	1,136	↑
Variance since September 2018	17.4%	↑



ACTIVITY



Month	Adjusted Scheduled Activity (UDA)	
	2019	2020
April	-32	71
May	65	321
June	184	503
July	459	691
August	665	898
September	860	1,143
October	1,037	
November	1,228	
December	1,341	
January	1,631	
February	1,862	
March	2,182	
April	2,357	
May	2,361	
June	2,361	

QUALITY

	Quantity	Base Number	Contract	AT	Region	England
% of FP17s for the same patient ID Re-attending within 3 months - Children	37	564	6.6%	9.6%	11.3%	11.5%
% of FP17s for the same patient ID Re-attending within 3 months - Adults	39	331	11.8%	12.9%	14.7%	15.4%
% of FP17s for the same patient ID Re-attending between 3 & 9 months - Children	382	564	67.7%	61.1%	60.8%	59.7%
% of FP17s for the same patient ID Re-attending between 3 & 9 months - Adults	175	331	52.9%	55.2%	52.8%	51.7%
% of FP17s for Band 1 Urgent Courses	47	798	5.9%	7.6%	8.2%	9.2%
% of FP17s Relating to Free Repair or Replacements	2	798	0.3%	0.8%	0.7%	0.7%
% of FP17s Relating to Continuations	2	798	0.3%	0.8%	0.8%	0.8%
% of Patients satisfied with the dentistry they have received	3	3	N/A	93.1%	93.2%	93.5%
% of Patients satisfied with the time they had to wait for an appointment	3	3	N/A	89.9%	88.5%	87.4%

* This is based on patients treated on this contract for their most recent course of treatment. Figures in italics indicate the base number of FP17s or Patient Questionnaire responses are less than 100. N/A is shown where the base number of responses is less than 10 during the period. % is calculated as Quantity/Base number*100

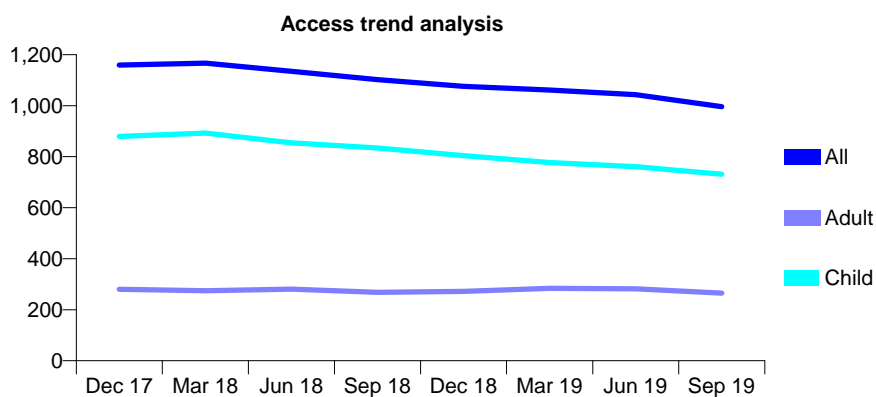
Q60 - Vital Signs At a Glance Contract Report for 916013/0003 - September 2019

Name or company name	MR BJ GRAINGER
Contract type name	GDS Contract
Purpose of contract	General and Orthodontic
Contract start date	14/04/2008
Contract end date	

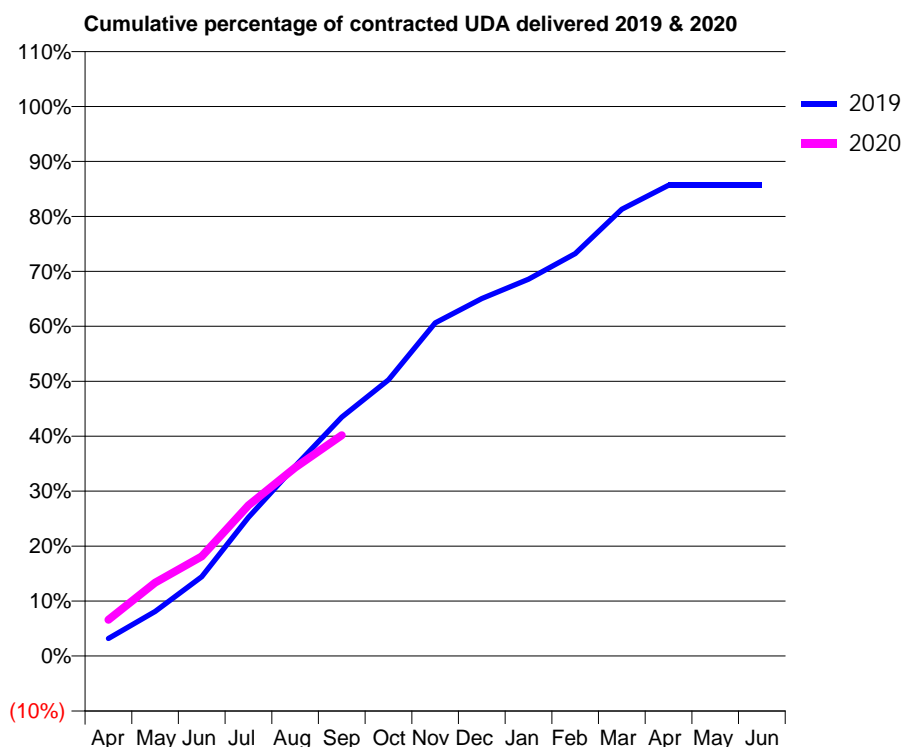
19/20 Contracted general activity (UDA)	1,850
Carry forward general activity (UDA)	0
19/20 Contracted orthodontic activity (UOA)	0
Carry forward orthodontic activity (UOA)	0
Baseline contract value	£45,041.77

ACCESS*

Patients seen in 24 months	Total	Change since previous quarter
Quarter ending September 2018	1,102	
Quarter ending December 2018	1,076	↓
Quarter ending March 2019	1,061	↓
Quarter ending June 2019	1,043	↓
Quarter ending September 2019	996	↓
Variance since September 2018	(9.6%)	↓



ACTIVITY



Month	Adjusted Scheduled Activity (UDA)	
	2019	2020
April	59	122
May	150	247
June	267	335
July	467	507
August	639	634
September	804	743
October	929	
November	1,122	
December	1,204	
January	1,269	
February	1,355	
March	1,504	
April	1,585	
May	1,585	
June	1,585	

QUALITY

	Quantity	Base Number	Contract	AT	Region	England
% of FP17s for the same patient ID Re-attending within 3 months - Children	3	495	0.6%	9.6%	11.3%	11.5%
% of FP17s for the same patient ID Re-attending within 3 months - Adults	1	124	0.8%	12.9%	14.7%	15.4%
% of FP17s for the same patient ID Re-attending between 3 & 9 months - Children	274	495	55.4%	61.1%	60.8%	59.7%
% of FP17s for the same patient ID Re-attending between 3 & 9 months - Adults	42	124	33.9%	55.2%	52.8%	51.7%
% of FP17s for Band 1 Urgent Courses	2	567	0.4%	7.6%	8.2%	9.2%
% of FP17s Relating to Free Repair or Replacements	0	567	0.0%	0.8%	0.7%	0.7%
% of FP17s Relating to Continuations	0	567	0.0%	0.8%	0.8%	0.8%
% of Patients satisfied with the dentistry they have received	0	0	N/A	93.1%	93.2%	93.5%
% of Patients satisfied with the time they had to wait for an appointment	0	0	N/A	89.9%	88.5%	87.4%

* This is based on patients treated on this contract for their most recent course of treatment. Figures in italics indicate the base number of FP17s or Patient Questionnaire responses are less than 100. N/A is shown where the base number of responses is less than 10 during the period. % is calculated as Quantity/Base number*100

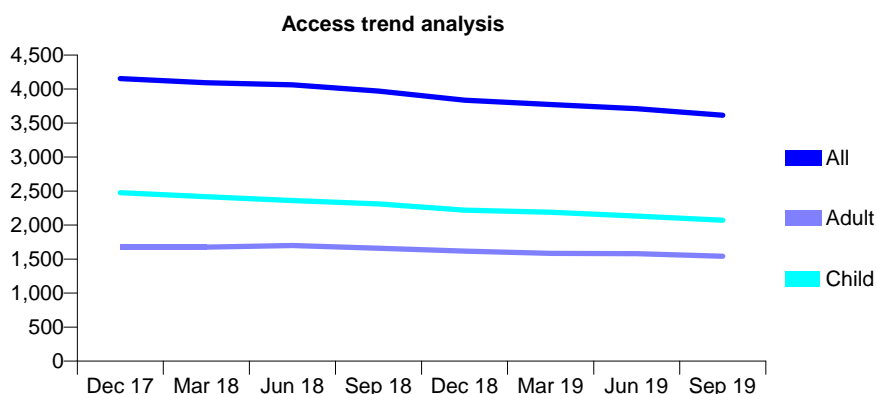
Q60 - Vital Signs At a Glance Contract Report for 920231/0001 - September 2019

Name or company name	Madeley Dental Practice
Contract type name	GDS Contract
Purpose of contract	General
Contract start date	01/04/2006
Contract end date	

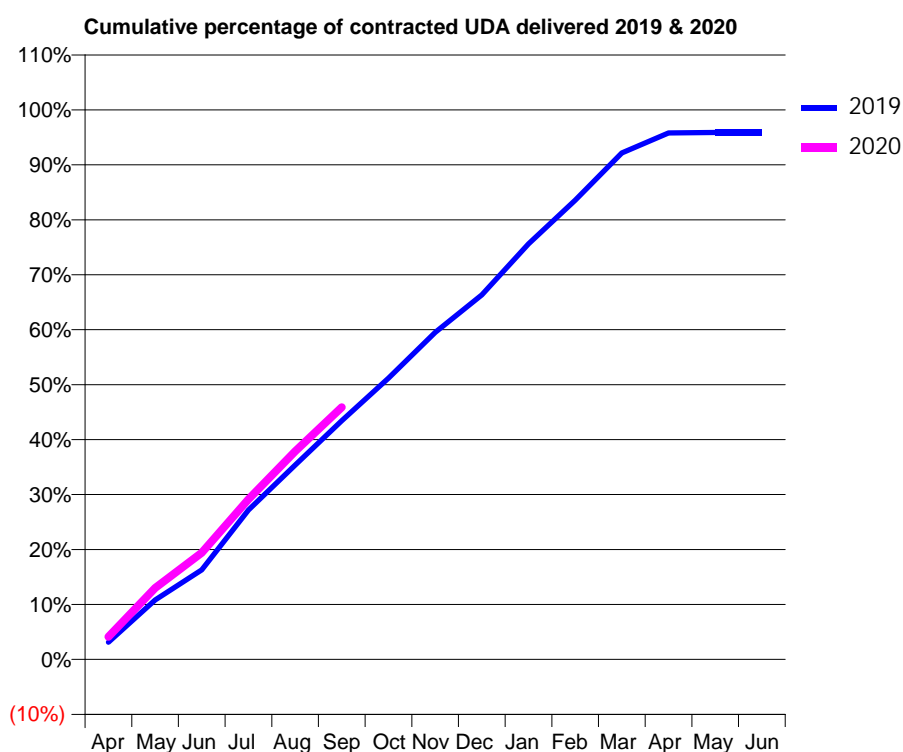
19/20 Contracted general activity (UDA)	11,000
Carry forward general activity (UDA)	0
19/20 Contracted orthodontic activity (UOA)	0
Carry forward orthodontic activity (UOA)	0
Baseline contract value	£297,056.49

ACCESS*

Patients seen in 24 months	Total	Change since previous quarter
Quarter ending September 2018	3,972	
Quarter ending December 2018	3,837	↓
Quarter ending March 2019	3,774	↓
Quarter ending June 2019	3,712	↓
Quarter ending September 2019	3,615	↓
Variance since September 2018	(9.0%)	↓



ACTIVITY



Month	2019	2020
April	346	452
May	1,189	1,432
June	1,791	2,136
July	2,991	3,206
August	3,891	4,166
September	4,780	5,046
October	5,631	
November	6,546	
December	7,298	
January	8,318	
February	9,193	
March	10,136	
April	10,537	
May	10,548	
June	10,548	

QUALITY

	Quantity	Base Number	Contract	AT	Region	England
% of FP17s for the same patient ID Re-attending within 3 months - Children	160	1,926	8.3%	9.6%	11.3%	11.5%
% of FP17s for the same patient ID Re-attending within 3 months - Adults	190	1,199	15.8%	12.9%	14.7%	15.4%
% of FP17s for the same patient ID Re-attending between 3 & 9 months - Children	1,366	1,926	70.9%	61.1%	60.8%	59.7%
% of FP17s for the same patient ID Re-attending between 3 & 9 months - Adults	775	1,199	64.6%	55.2%	52.8%	51.7%
% of FP17s for Band 1 Urgent Courses	178	2,871	6.2%	7.6%	8.2%	9.2%
% of FP17s Relating to Free Repair or Replacements	1	2,871	0.0%	0.8%	0.7%	0.7%
% of FP17s Relating to Continuations	1	2,871	0.0%	0.8%	0.8%	0.8%
% of Patients satisfied with the dentistry they have received	0	0	N/A	93.1%	93.2%	93.5%
% of Patients satisfied with the time they had to wait for an appointment	0	0	N/A	89.9%	88.5%	87.4%

* This is based on patients treated on this contract for their most recent course of treatment. Figures in italics indicate the base number of FP17s or Patient Questionnaire responses are less than 100. N/A is shown where the base number of responses is less than 10 during the period. % is calculated as Quantity/Base number*100

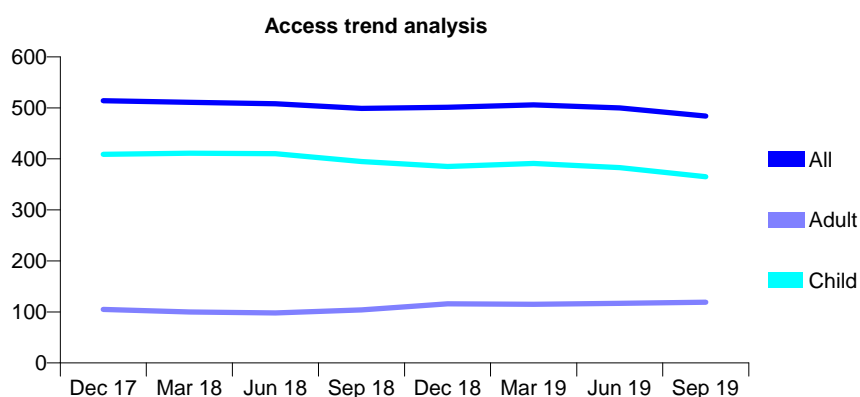
Q60 - Vital Signs At a Glance Contract Report for 925713/0001 - September 2019

Name or company name	MR IH KHAN
Contract type name	GDS Contract
Purpose of contract	General
Contract start date	01/04/2006
Contract end date	

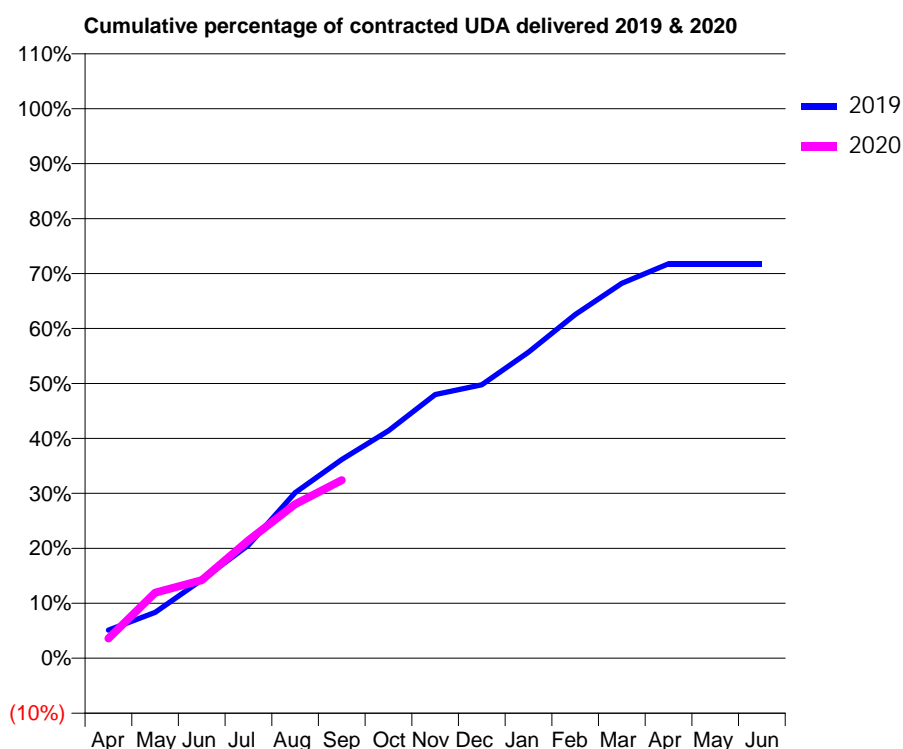
19/20 Contracted general activity (UDA)	1,200
Carry forward general activity (UDA)	0
19/20 Contracted orthodontic activity (UOA)	0
Carry forward orthodontic activity (UOA)	0
Baseline contract value	£28,660.89

ACCESS*

Patients seen in 24 months	Total	Change since previous quarter
Quarter ending September 2018	499	
Quarter ending December 2018	501	→
Quarter ending March 2019	506	→
Quarter ending June 2019	500	↓
Quarter ending September 2019	484	↓
Variance since September 2018	(3.0%)	↓



ACTIVITY



Month	2019	2020
April	61	43
May	100	143
June	171	170
July	247	258
August	361	337
September	434	389
October	497	
November	576	
December	597	
January	669	
February	751	
March	819	
April	861	
May	861	
June	861	

QUALITY

	Quantity	Base Number	Contract	AT	Region	England
% of FP17s for the same patient ID Re-attending within 3 months - Children	18	269	6.7%	9.6%	11.3%	11.5%
% of FP17s for the same patient ID Re-attending within 3 months - Adults	2	47	4.3%	12.9%	14.7%	15.4%
% of FP17s for the same patient ID Re-attending between 3 & 9 months - Children	169	269	62.8%	61.1%	60.8%	59.7%
% of FP17s for the same patient ID Re-attending between 3 & 9 months - Adults	35	47	74.5%	55.2%	52.8%	51.7%
% of FP17s for Band 1 Urgent Courses	4	280	1.4%	7.6%	8.2%	9.2%
% of FP17s Relating to Free Repair or Replacements	0	280	0.0%	0.8%	0.7%	0.7%
% of FP17s Relating to Continuations	0	280	0.0%	0.8%	0.8%	0.8%
% of Patients satisfied with the dentistry they have received	0	0	N/A	93.1%	93.2%	93.5%
% of Patients satisfied with the time they had to wait for an appointment	0	0	N/A	89.9%	88.5%	87.4%

* This is based on patients treated on this contract for their most recent course of treatment. Figures in italics indicate the base number of FP17s or Patient Questionnaire responses are less than 100. N/A is shown where the base number of responses is less than 10 during the period. % is calculated as Quantity/Base number*100

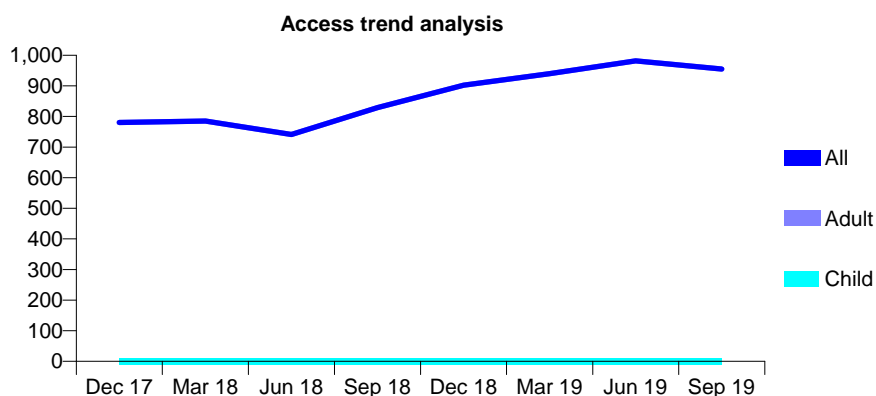
Q60 - Vital Signs At a Glance Contract Report for 925829/0001 - September 2019

Name or company name	MR KS AULAK
Contract type name	GDS Contract
Purpose of contract	General
Contract start date	01/04/2006
Contract end date	

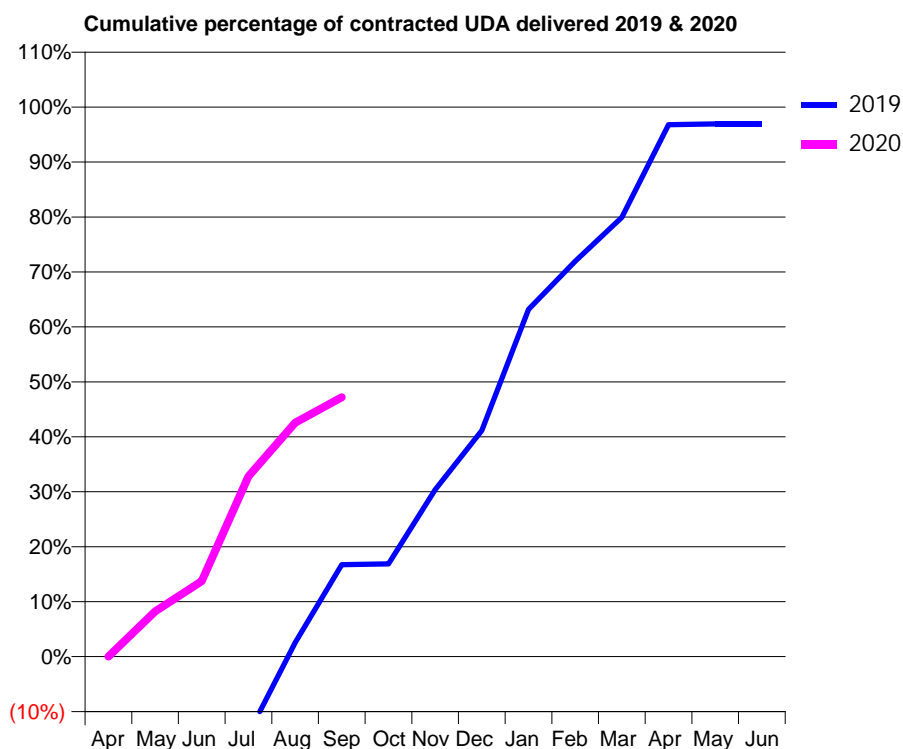
19/20 Contracted general activity (UDA)	2,901
Carry forward general activity (UDA)	0
19/20 Contracted orthodontic activity (UOA)	0
Carry forward orthodontic activity (UOA)	0
Baseline contract value	£79,520.82

ACCESS*

Patients seen in 24 months	Total	Change since previous quarter
Quarter ending September 2018	829	
Quarter ending December 2018	902	↑
Quarter ending March 2019	940	↑
Quarter ending June 2019	982	↑
Quarter ending September 2019	955	↓
Variance since September 2018	15.2%	↑



ACTIVITY



Month	Adjusted Scheduled Activity (UDA)	
	2019	2020
April	-411	0
May	-411	239
June	-411	399
July	-407	952
August	74	1,235
September	485	1,369
October	490	
November	882	
December	1,194	
January	1,833	
February	2,087	
March	2,319	
April	2,808	
May	2,812	
June	2,812	

QUALITY

	Quantity	Base Number	Contract	AT	Region	England
% of FP17s for the same patient ID Re-attending within 3 months - Children	0	0	N/A	9.6%	11.3%	11.5%
% of FP17s for the same patient ID Re-attending within 3 months - Adults	69	439	15.7%	12.9%	14.7%	15.4%
% of FP17s for the same patient ID Re-attending between 3 & 9 months - Children	0	0	N/A	61.1%	60.8%	59.7%
% of FP17s for the same patient ID Re-attending between 3 & 9 months - Adults	92	439	21.0%	55.2%	52.8%	51.7%
% of FP17s for Band 1 Urgent Courses	61	328	18.6%	7.6%	8.2%	9.2%
% of FP17s Relating to Free Repair or Replacements	1	328	0.3%	0.8%	0.7%	0.7%
% of FP17s Relating to Continuations	0	328	0.0%	0.8%	0.8%	0.8%
% of Patients satisfied with the dentistry they have received	0	0	N/A	93.1%	93.2%	93.5%
% of Patients satisfied with the time they had to wait for an appointment	0	0	N/A	89.9%	88.5%	87.4%

* This is based on patients treated on this contract for their most recent course of treatment. Figures in italics indicate the base number of FP17s or Patient Questionnaire responses are less than 100. N/A is shown where the base number of responses is less than 10 during the period. % is calculated as Quantity/Base number*100

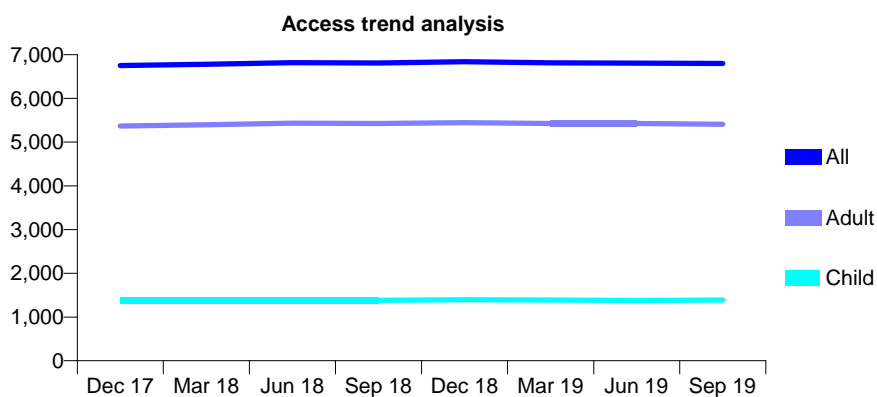
Q60 - Vital Signs At a Glance Contract Report for 927201/0001 - September 2019

Name or company name	MR N AHMED
Contract type name	GDS Contract
Purpose of contract	General and Orthodontic
Contract start date	01/04/2006
Contract end date	

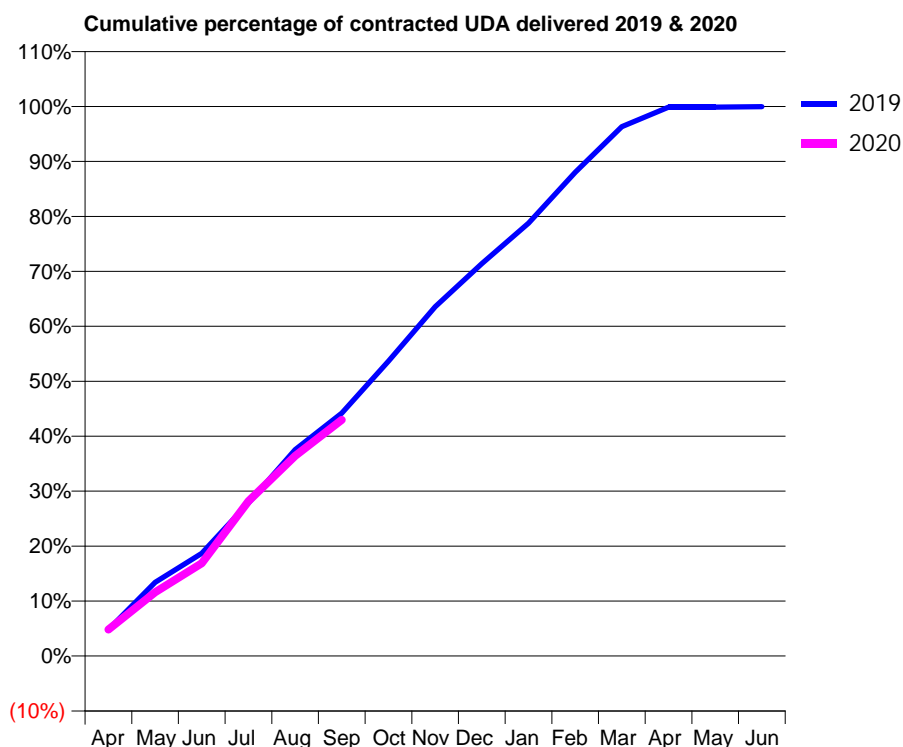
19/20 Contracted general activity (UDA)	17,708
Carry forward general activity (UDA)	7
19/20 Contracted orthodontic activity (UOA)	2,688
Carry forward orthodontic activity (UOA)	57
Baseline contract value	£615,887.34

ACCESS*

Patients seen in 24 months	Total	Change since previous quarter
Quarter ending September 2018	6,809	
Quarter ending December 2018	6,839	→
Quarter ending March 2019	6,813	→
Quarter ending June 2019	6,805	→
Quarter ending September 2019	6,796	→
Variance since September 2018	(0.2%)	→



ACTIVITY



Month	Adjusted Scheduled Activity (UDA)	
	2019	2020
April	853	852
May	2,373	2,058
June	3,311	2,988
July	4,932	4,993
August	6,650	6,449
September	7,827	7,609
October	9,503	
November	11,257	
December	12,641	
January	13,948	
February	15,588	
March	17,056	
April	17,687	
May	17,687	
June	17,701	

QUALITY

	Quantity	Base Number	Contract	AT	Region	England
% of FP17s for the same patient ID Re-attending within 3 months - Children	48	1,144	4.2%	9.6%	11.3%	11.5%
% of FP17s for the same patient ID Re-attending within 3 months - Adults	205	3,429	6.0%	12.9%	14.7%	15.4%
% of FP17s for the same patient ID Re-attending between 3 & 9 months - Children	505	1,144	44.1%	61.1%	60.8%	59.7%
% of FP17s for the same patient ID Re-attending between 3 & 9 months - Adults	1,649	3,429	48.1%	55.2%	52.8%	51.7%
% of FP17s for Band 1 Urgent Courses	27	4,037	0.7%	7.6%	8.2%	9.2%
% of FP17s Relating to Free Repair or Replacements	15	4,037	0.4%	0.8%	0.7%	0.7%
% of FP17s Relating to Continuations	13	4,037	0.3%	0.8%	0.8%	0.8%
% of Patients satisfied with the dentistry they have received	6	6	N/A	93.1%	93.2%	93.5%
% of Patients satisfied with the time they had to wait for an appointment	6	6	N/A	89.9%	88.5%	87.4%

* This is based on patients treated on this contract for their most recent course of treatment. Figures in italics indicate the base number of FP17s or Patient Questionnaire responses are less than 100. N/A is shown where the base number of responses is less than 10 during the period. % is calculated as Quantity/Base number*100

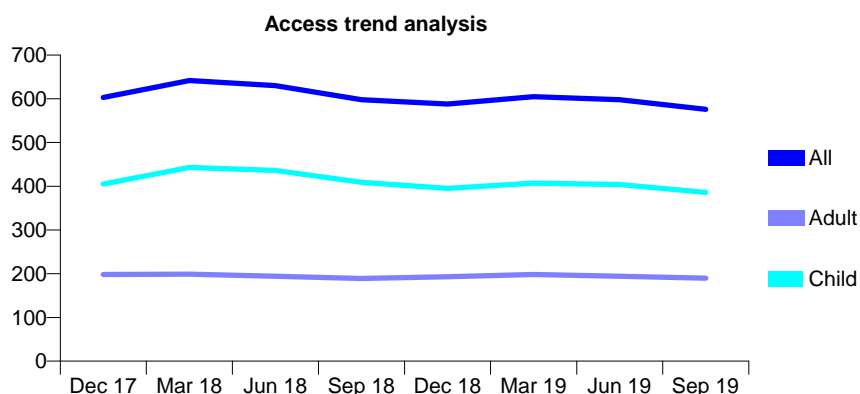
Q60 - Vital Signs At a Glance Contract Report for 927341/0001 - September 2019

Name or company name	MR JG LANGLEY
Contract type name	GDS Contract
Purpose of contract	General
Contract start date	01/04/2006
Contract end date	

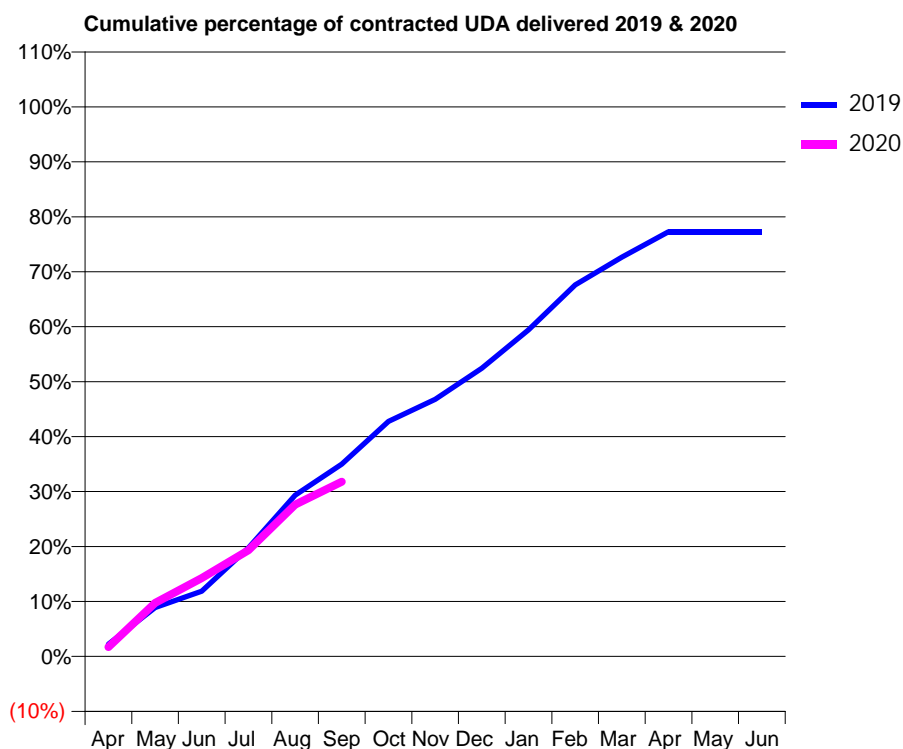
19/20 Contracted general activity (UDA)	1,380
Carry forward general activity (UDA)	0
19/20 Contracted orthodontic activity (UOA)	0
Carry forward orthodontic activity (UOA)	0
Baseline contract value	£31,332.78

ACCESS*

Patients seen in 24 months	Total	Change since previous quarter
Quarter ending September 2018	598	
Quarter ending December 2018	588	↓
Quarter ending March 2019	605	↑
Quarter ending June 2019	598	↓
Quarter ending September 2019	576	↓
Variance since September 2018	(3.7%)	↓



ACTIVITY



Month	2019	2020
April	31	24
May	123	135
June	164	197
July	273	267
August	405	381
September	483	439
October	590	
November	645	
December	724	
January	820	
February	933	
March	1,002	
April	1,066	
May	1,066	
June	1,066	

QUALITY

	Quantity	Base Number	Contract	AT	Region	England
% of FP17s for the same patient ID Re-attending within 3 months - Children	7	304	2.3%	9.6%	11.3%	11.5%
% of FP17s for the same patient ID Re-attending within 3 months - Adults	1	92	1.1%	12.9%	14.7%	15.4%
% of FP17s for the same patient ID Re-attending between 3 & 9 months - Children	215	304	70.7%	61.1%	60.8%	59.7%
% of FP17s for the same patient ID Re-attending between 3 & 9 months - Adults	61	92	66.3%	55.2%	52.8%	51.7%
% of FP17s for Band 1 Urgent Courses	9	337	2.7%	7.6%	8.2%	9.2%
% of FP17s Relating to Free Repair or Replacements	0	337	0.0%	0.8%	0.7%	0.7%
% of FP17s Relating to Continuations	0	337	0.0%	0.8%	0.8%	0.8%
% of Patients satisfied with the dentistry they have received	0	0	N/A	93.1%	93.2%	93.5%
% of Patients satisfied with the time they had to wait for an appointment	0	0	N/A	89.9%	88.5%	87.4%

* This is based on patients treated on this contract for their most recent course of treatment. Figures in italics indicate the base number of FP17s or Patient Questionnaire responses are less than 100. N/A is shown where the base number of responses is less than 10 during the period. % is calculated as Quantity/Base number*100

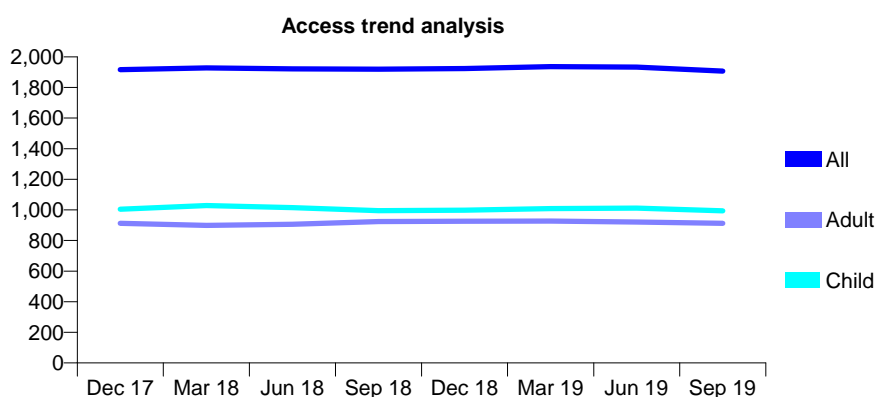
Q60 - Vital Signs At a Glance Contract Report for 927724/0003 - September 2019

Name or company name	Thandi, Chana and Dehal
Contract type name	GDS Contract
Purpose of contract	General and Orthodontic
Contract start date	01/06/2008
Contract end date	

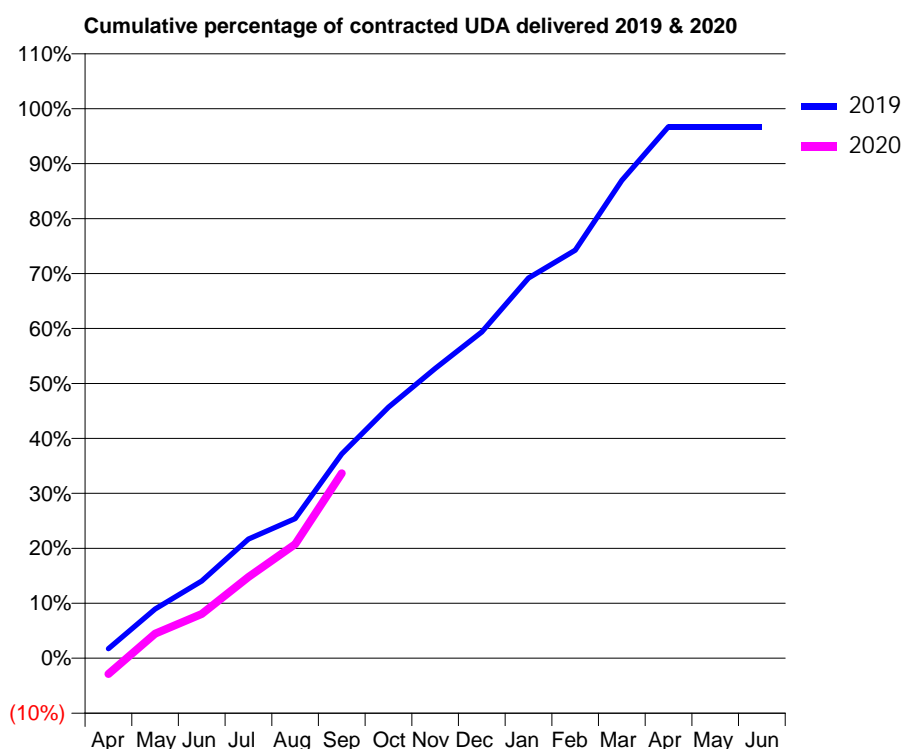
19/20 Contracted general activity (UDA)	5,493
Carry forward general activity (UDA)	180
19/20 Contracted orthodontic activity (UOA)	0
Carry forward orthodontic activity (UOA)	0
Baseline contract value	£138,381.67

ACCESS*

Patients seen in 24 months	Total	Change since previous quarter
Quarter ending September 2018	1,919	
Quarter ending December 2018	1,924	→
Quarter ending March 2019	1,936	→
Quarter ending June 2019	1,933	→
Quarter ending September 2019	1,907	↓
Variance since September 2018	(0.6%)	→



ACTIVITY



Month	2019	2020
April	95	-160
May	493	246
June	772	443
July	1,191	812
August	1,396	1,141
September	2,041	1,848
October	2,509	
November	2,896	
December	3,262	
January	3,799	
February	4,078	
March	4,776	
April	5,313	
May	5,313	
June	5,313	

QUALITY

	Quantity	Base Number	Contract	AT	Region	England
% of FP17s for the same patient ID Re-attending within 3 months - Children	111	1,016	10.9%	9.6%	11.3%	11.5%
% of FP17s for the same patient ID Re-attending within 3 months - Adults	95	686	13.8%	12.9%	14.7%	15.4%
% of FP17s for the same patient ID Re-attending between 3 & 9 months - Children	763	1,016	75.1%	61.1%	60.8%	59.7%
% of FP17s for the same patient ID Re-attending between 3 & 9 months - Adults	476	686	69.4%	55.2%	52.8%	51.7%
% of FP17s for Band 1 Urgent Courses	48	1,403	3.4%	7.6%	8.2%	9.2%
% of FP17s Relating to Free Repair or Replacements	4	1,403	0.3%	0.8%	0.7%	0.7%
% of FP17s Relating to Continuations	20	1,403	1.4%	0.8%	0.8%	0.8%
% of Patients satisfied with the dentistry they have received	0	0	N/A	93.1%	93.2%	93.5%
% of Patients satisfied with the time they had to wait for an appointment	0	0	N/A	89.9%	88.5%	87.4%

* This is based on patients treated on this contract for their most recent course of treatment.

Figures in italics indicate the base number of FP17s or Patient Questionnaire responses are less than 100. N/A is shown where the base number of responses is less than 10 during the period. % is calculated as Quantity/Base number*100

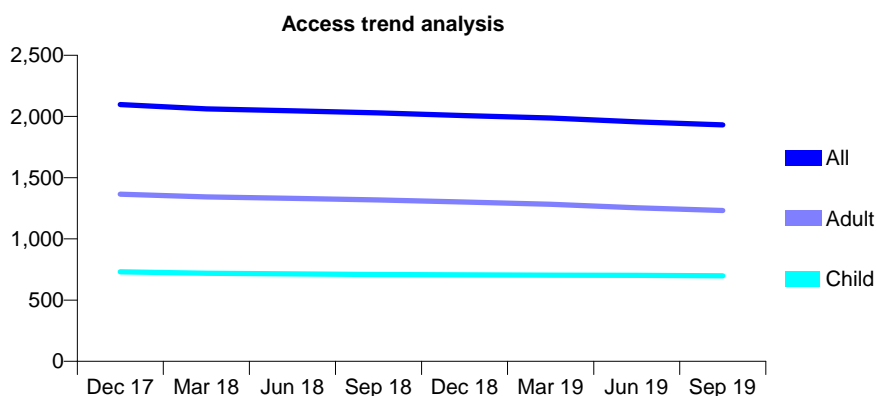
Q60 - Vital Signs At a Glance Contract Report for 932779/0002 - September 2019

Name or company name	MR GC CUMMINGS
Contract type name	GDS Contract
Purpose of contract	General
Contract start date	01/10/2009
Contract end date	

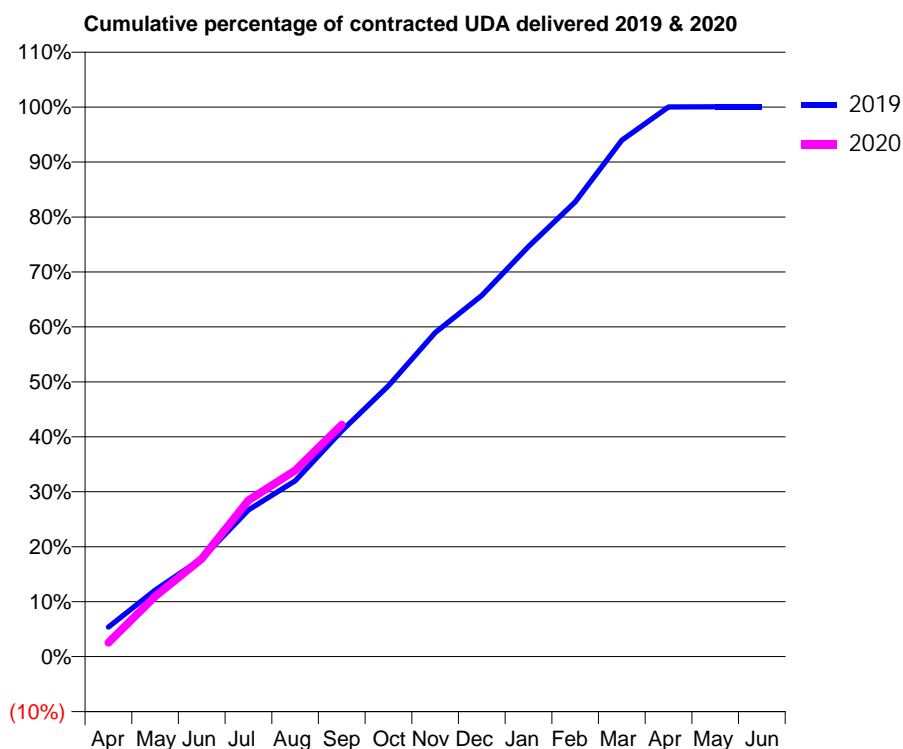
19/20 Contracted general activity (UDA)	6,764
Carry forward general activity (UDA)	-3
19/20 Contracted orthodontic activity (UOA)	0
Carry forward orthodontic activity (UOA)	0
Baseline contract value	£189,162.15

ACCESS*

Patients seen in 24 months	Total	Change since previous quarter
Quarter ending September 2018	2,029	
Quarter ending December 2018	2,007	↓
Quarter ending March 2019	1,987	→
Quarter ending June 2019	1,956	↓
Quarter ending September 2019	1,931	↓
Variance since September 2018	(4.8%)	↓



ACTIVITY



Month	Adjusted Scheduled Activity (UDA)	
	2019	2020
April	364	173
May	818	743
June	1,207	1,203
July	1,807	1,923
August	2,164	2,293
September	2,779	2,853
October	3,334	
November	3,987	
December	4,444	
January	5,048	
February	5,596	
March	6,354	
April	6,765	
May	6,767	
June	6,767	

QUALITY

	Quantity	Base Number	Contract	AT	Region	England
% of FP17s for the same patient ID Re-attending within 3 months - Children	150	764	19.6%	9.6%	11.3%	11.5%
% of FP17s for the same patient ID Re-attending within 3 months - Adults	117	888	13.2%	12.9%	14.7%	15.4%
% of FP17s for the same patient ID Re-attending between 3 & 9 months - Children	496	764	64.9%	61.1%	60.8%	59.7%
% of FP17s for the same patient ID Re-attending between 3 & 9 months - Adults	604	888	68.0%	55.2%	52.8%	51.7%
% of FP17s for Band 1 Urgent Courses	26	1,460	1.8%	7.6%	8.2%	9.2%
% of FP17s Relating to Free Repair or Replacements	17	1,460	1.2%	0.8%	0.7%	0.7%
% of FP17s Relating to Continuations	10	1,460	0.7%	0.8%	0.8%	0.8%
% of Patients satisfied with the dentistry they have received	0	0	N/A	93.1%	93.2%	93.5%
% of Patients satisfied with the time they had to wait for an appointment	0	0	N/A	89.9%	88.5%	87.4%

* This is based on patients treated on this contract for their most recent course of treatment. Figures in italics indicate the base number of FP17s or Patient Questionnaire responses are less than 100. N/A is shown where the base number of responses is less than 10 during the period. % is calculated as Quantity/Base number*100

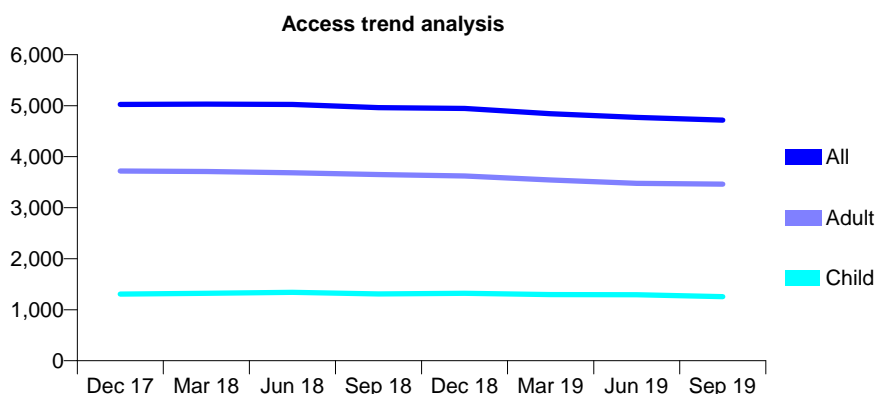
Q60 - Vital Signs At a Glance Contract Report for 934925/0002 - September 2019

Name or company name	Lichfield Dental Care Limited
Contract type name	GDS Contract
Purpose of contract	General
Contract start date	01/04/2006
Contract end date	

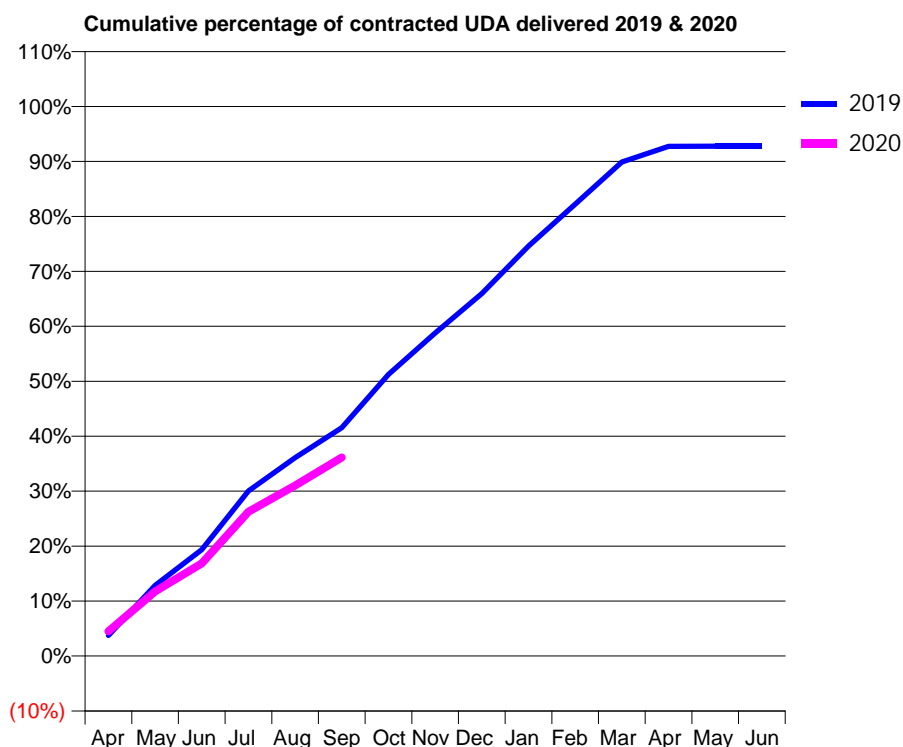
19/20 Contracted general activity (UDA)	16,000
Carry forward general activity (UDA)	0
19/20 Contracted orthodontic activity (UOA)	0
Carry forward orthodontic activity (UOA)	0
Baseline contract value	£403,289.35

ACCESS*

Patients seen in 24 months	Total	Change since previous quarter
Quarter ending September 2018	4,962	
Quarter ending December 2018	4,945	→
Quarter ending March 2019	4,843	↓
Quarter ending June 2019	4,771	↓
Quarter ending September 2019	4,718	↓
Variance since September 2018	(4.9%)	↓



ACTIVITY



Month	Adjusted Scheduled Activity (UDA)	
	2019	2020
April	598	719
May	2,059	1,882
June	3,097	2,697
July	4,807	4,202
August	5,775	4,965
September	6,647	5,779
October	8,200	
November	9,406	
December	10,551	
January	11,936	
February	13,155	
March	14,384	
April	14,839	
May	14,841	
June	14,840	

QUALITY

	Quantity	Base Number	Contract	AT	Region	England
% of FP17s for the same patient ID Re-attending within 3 months - Children	57	938	6.1%	9.6%	11.3%	11.5%
% of FP17s for the same patient ID Re-attending within 3 months - Adults	339	2,447	13.9%	12.9%	14.7%	15.4%
% of FP17s for the same patient ID Re-attending between 3 & 9 months - Children	610	938	65.0%	61.1%	60.8%	59.7%
% of FP17s for the same patient ID Re-attending between 3 & 9 months - Adults	1,592	2,447	65.1%	55.2%	52.8%	51.7%
% of FP17s for Band 1 Urgent Courses	285	3,149	9.1%	7.6%	8.2%	9.2%
% of FP17s Relating to Free Repair or Replacements	34	3,149	1.1%	0.8%	0.7%	0.7%
% of FP17s Relating to Continuations	14	3,149	0.4%	0.8%	0.8%	0.8%
% of Patients satisfied with the dentistry they have received	5	5	N/A	93.1%	93.2%	93.5%
% of Patients satisfied with the time they had to wait for an appointment	5	5	N/A	89.9%	88.5%	87.4%

* This is based on patients treated on this contract for their most recent course of treatment. Figures in italics indicate the base number of FP17s or Patient Questionnaire responses are less than 100. N/A is shown where the base number of responses is less than 10 during the period. % is calculated as Quantity/Base number*100

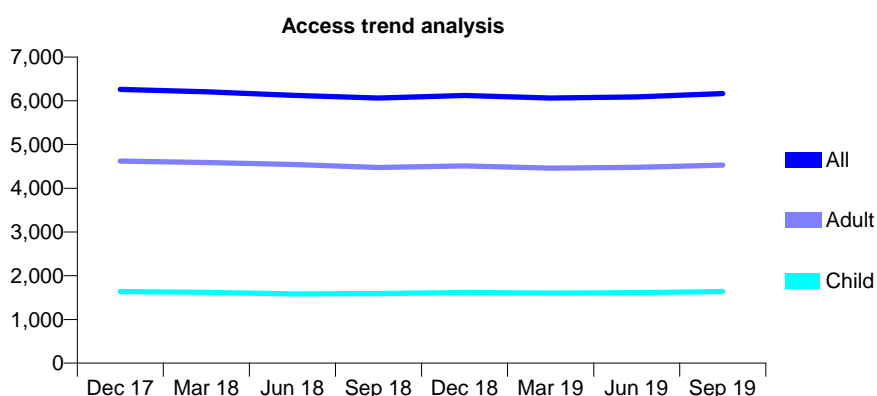
Q60 - Vital Signs At a Glance Contract Report for 934984/0001 - September 2019

Name or company name	MR P SANGHA
Contract type name	GDS Contract
Purpose of contract	General
Contract start date	01/04/2006
Contract end date	

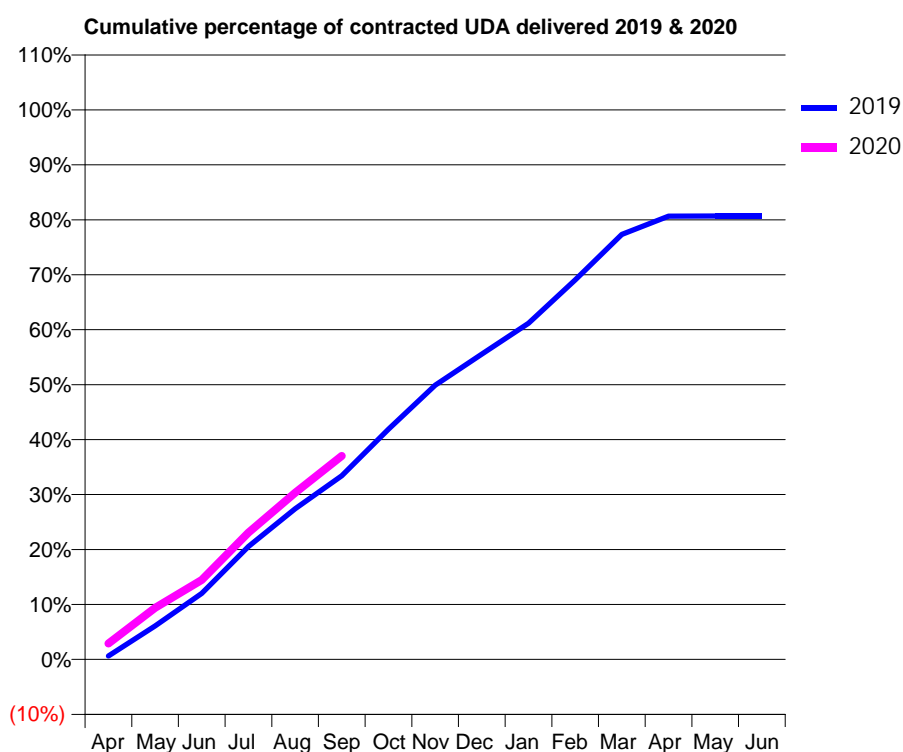
19/20 Contracted general activity (UDA)	20,888
Carry forward general activity (UDA)	0
19/20 Contracted orthodontic activity (UOA)	0
Carry forward orthodontic activity (UOA)	0
Baseline contract value	£512,917.59

ACCESS*

Patients seen in 24 months	Total	Change since previous quarter
Quarter ending September 2018	6,063	
Quarter ending December 2018	6,124	→
Quarter ending March 2019	6,063	→
Quarter ending June 2019	6,091	→
Quarter ending September 2019	6,166	→
Variance since September 2018	1.7%	→



ACTIVITY



Month	2019	2020
April	127	604
May	1,275	1,964
June	2,509	3,023
July	4,290	4,822
August	5,729	6,338
September	6,981	7,739
October	8,750	
November	10,422	
December	11,604	
January	12,778	
February	14,422	
March	16,153	
April	16,849	
May	16,852	
June	16,852	

QUALITY

	Quantity	Base Number	Contract	AT	Region	England
% of FP17s for the same patient ID Re-attending within 3 months - Children	95	1,458	6.5%	9.6%	11.3%	11.5%
% of FP17s for the same patient ID Re-attending within 3 months - Adults	326	3,144	10.4%	12.9%	14.7%	15.4%
% of FP17s for the same patient ID Re-attending between 3 & 9 months - Children	1,056	1,458	72.4%	61.1%	60.8%	59.7%
% of FP17s for the same patient ID Re-attending between 3 & 9 months - Adults	1,906	3,144	60.6%	55.2%	52.8%	51.7%
% of FP17s for Band 1 Urgent Courses	311	4,257	7.3%	7.6%	8.2%	9.2%
% of FP17s Relating to Free Repair or Replacements	5	4,257	0.1%	0.8%	0.7%	0.7%
% of FP17s Relating to Continuations	9	4,257	0.2%	0.8%	0.8%	0.8%
% of Patients satisfied with the dentistry they have received	7	7	N/A	93.1%	93.2%	93.5%
% of Patients satisfied with the time they had to wait for an appointment	7	7	N/A	89.9%	88.5%	87.4%

* This is based on patients treated on this contract for their most recent course of treatment. Figures in italics indicate the base number of FP17s or Patient Questionnaire responses are less than 100. N/A is shown where the base number of responses is less than 10 during the period. % is calculated as Quantity/Base number*100

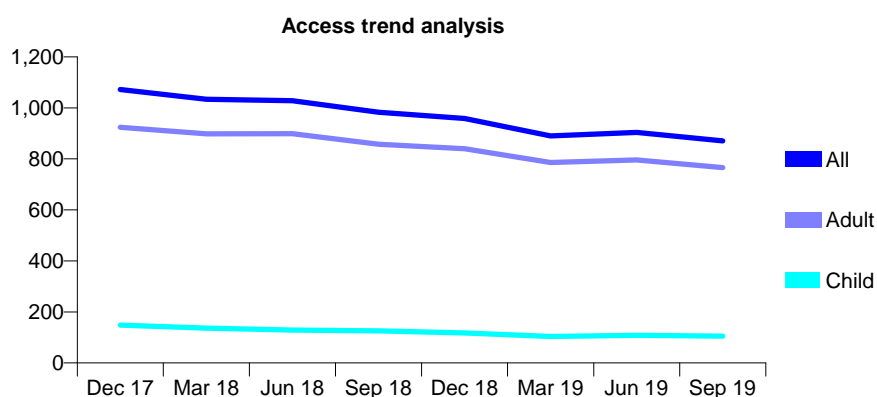
Q60 - Vital Signs At a Glance Contract Report for 986801/0004 - September 2019

Name or company name	MR MN DEVLIN
Contract type name	GDS Contract
Purpose of contract	General
Contract start date	03/10/2007
Contract end date	

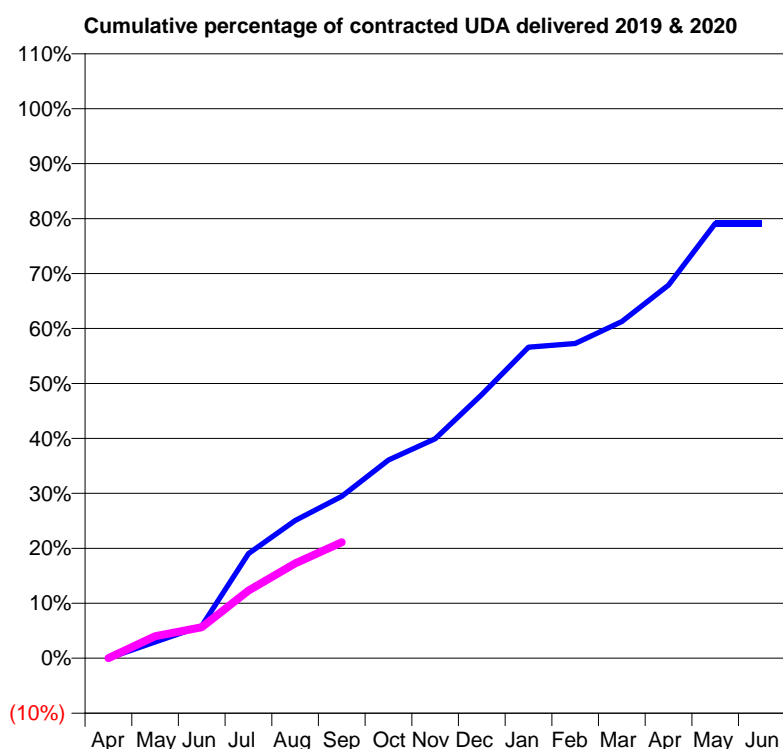
19/20 Contracted general activity (UDA)	3,000
Carry forward general activity (UDA)	0
19/20 Contracted orthodontic activity (UOA)	0
Carry forward orthodontic activity (UOA)	0
Baseline contract value	£70,565.71

ACCESS*

Patients seen in 24 months	Total	Change since previous quarter
Quarter ending September 2018	983	
Quarter ending December 2018	958	↓
Quarter ending March 2019	890	↓
Quarter ending June 2019	904	→
Quarter ending September 2019	871	↓
Variance since September 2018	(11.4%)	↓



ACTIVITY



Month	2019	2020
April	0	0
May	89	121
June	177	169
July	571	369
August	751	518
September	884	633
October	1,082	
November	1,198	
December	1,440	
January	1,698	
February	1,718	
March	1,838	
April	2,037	
May	2,373	
June	2,373	

QUALITY

	Quantity	Base Number	Contract	AT	Region	England
% of FP17s for the same patient ID Re-attending within 3 months - Children	3	78	3.8%	9.6%	11.3%	11.5%
% of FP17s for the same patient ID Re-attending within 3 months - Adults	49	569	8.6%	12.9%	14.7%	15.4%
% of FP17s for the same patient ID Re-attending between 3 & 9 months - Children	54	78	69.2%	61.1%	60.8%	59.7%
% of FP17s for the same patient ID Re-attending between 3 & 9 months - Adults	389	569	68.4%	55.2%	52.8%	51.7%
% of FP17s for Band 1 Urgent Courses	20	399	5.0%	7.6%	8.2%	9.2%
% of FP17s Relating to Free Repair or Replacements	2	399	0.5%	0.8%	0.7%	0.7%
% of FP17s Relating to Continuations	1	399	0.3%	0.8%	0.8%	0.8%
% of Patients satisfied with the dentistry they have received	1	1	N/A	93.1%	93.2%	93.5%
% of Patients satisfied with the time they had to wait for an appointment	1	1	N/A	89.9%	88.5%	87.4%

* This is based on patients treated on this contract for their most recent course of treatment.

Figures in italics indicate the base number of FP17s or Patient Questionnaire responses are less than 100. N/A is shown where the base number of responses is less than 10 during the period. % is calculated as Quantity/Base number*100

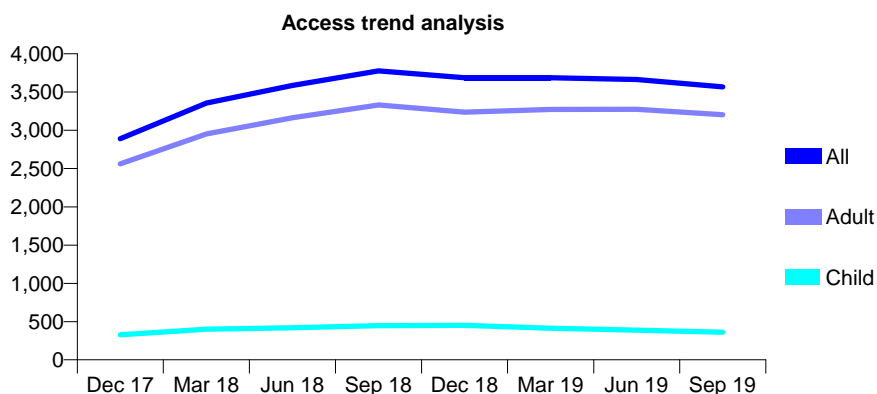
Q61 - Vital Signs At a Glance Contract Report for 100170/0000 - September 2019

Name or company name	Nilesh Patel
Contract type name	PDS Contract
Purpose of contract	General
Contract start date	01/06/2016
Contract end date	31/05/2021

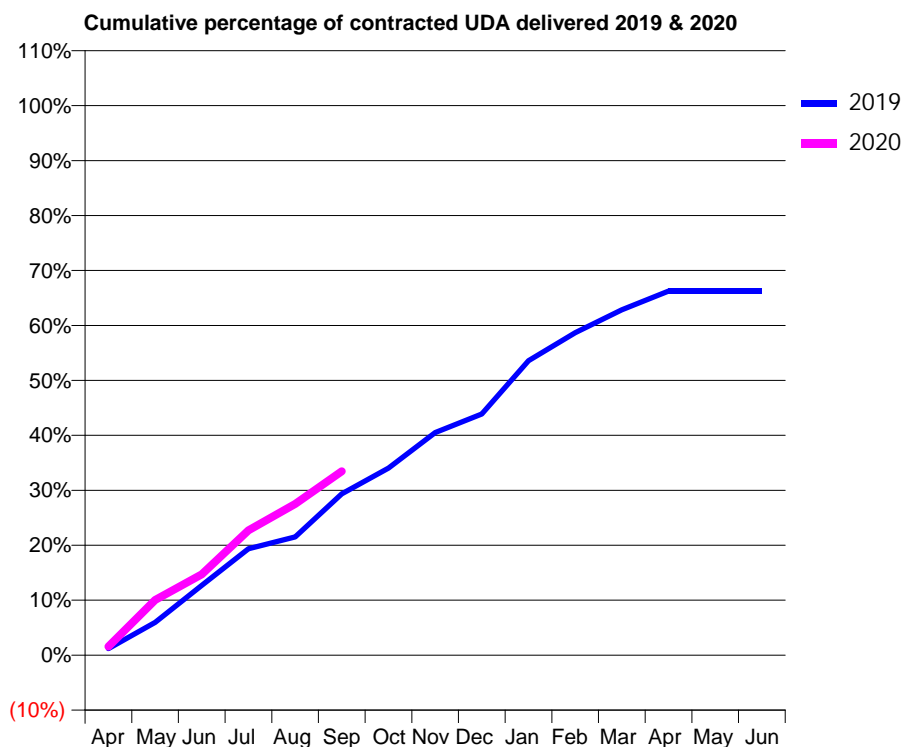
19/20 Contracted general activity (UDA)	8,650
Carry forward general activity (UDA)	0
19/20 Contracted orthodontic activity (UOA)	0
Carry forward orthodontic activity (UOA)	0
Baseline contract value	£448,177.59

ACCESS*

Patients seen in 24 months	Total	Change since previous quarter
Quarter ending September 2018	3,778	
Quarter ending December 2018	3,687	↓
Quarter ending March 2019	3,687	→
Quarter ending June 2019	3,665	→
Quarter ending September 2019	3,567	↓
Variance since September 2018	(5.6%)	↓



ACTIVITY



Month	Adjusted Scheduled Activity (UDA)	
	2019	2020
April	103	135
May	518	870
June	1,098	1,272
July	1,676	1,965
August	1,860	2,380
September	2,538	2,893
October	2,944	
November	3,505	
December	3,795	
January	4,633	
February	5,074	
March	5,436	
April	5,729	
May	5,729	
June	5,729	

QUALITY

	Quantity	Base Number	Contract	AT	Region	England
% of FP17s for the same patient ID Re-attending within 3 months - Children	8	388	2.1%	11.1%	12.0%	11.5%
% of FP17s for the same patient ID Re-attending within 3 months - Adults	51	2,260	2.3%	16.6%	17.2%	15.4%
% of FP17s for the same patient ID Re-attending between 3 & 9 months - Children	1	388	0.3%	45.5%	49.4%	59.7%
% of FP17s for the same patient ID Re-attending between 3 & 9 months - Adults	17	2,260	0.8%	37.1%	39.2%	51.7%
% of FP17s for Band 1 Urgent Courses	2,393	2,405	99.5%	11.3%	11.0%	9.2%
% of FP17s Relating to Free Repair or Replacements	0	2,405	0.0%	0.5%	0.5%	0.7%
% of FP17s Relating to Continuations	0	2,405	0.0%	0.7%	0.7%	0.8%
% of Patients satisfied with the dentistry they have received	1	1	N/A	91.5%	90.9%	93.5%
% of Patients satisfied with the time they had to wait for an appointment	1	1	N/A	80.9%	83.7%	87.4%

* This is based on patients treated on this contract for their most recent course of treatment. Figures in italics indicate the base number of FP17s or Patient Questionnaire responses are less than 100. N/A is shown where the base number of responses is less than 10 during the period. % is calculated as Quantity/Base number*100

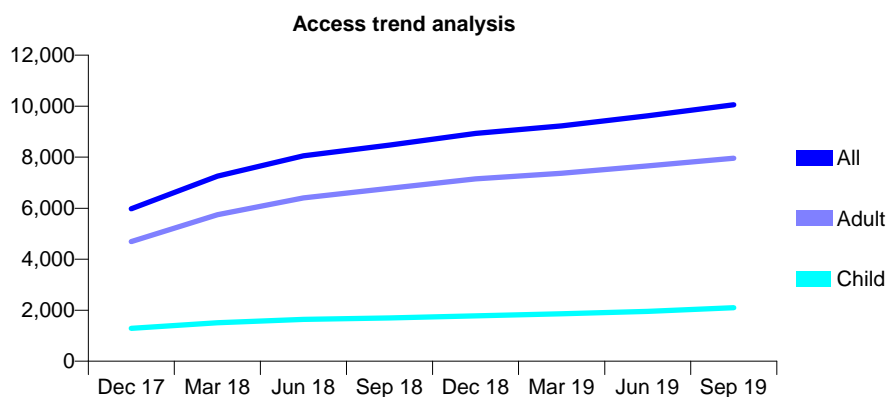
Q61 - Vital Signs At a Glance Contract Report for 100175/0000 - September 2019

Name or company name	Nilesh Patel
Contract type name	PDS Contract
Purpose of contract	General
Contract start date	13/06/2016
Contract end date	12/06/2023

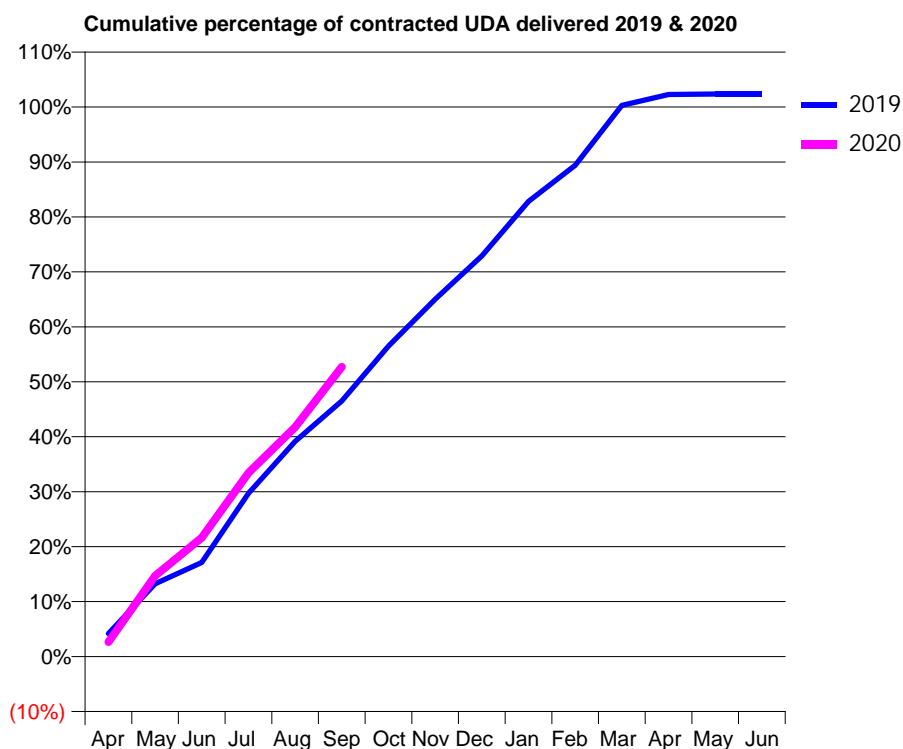
19/20 Contracted general activity (UDA)	18,000
Carry forward general activity (UDA)	0
19/20 Contracted orthodontic activity (UOA)	0
Carry forward orthodontic activity (UOA)	0
Baseline contract value	£326,048.96

ACCESS*

Patients seen in 24 months	Total	Change since previous quarter
Quarter ending September 2018	8,481	
Quarter ending December 2018	8,931	↑
Quarter ending March 2019	9,232	↑
Quarter ending June 2019	9,621	↑
Quarter ending September 2019	10,059	↑
Variance since September 2018	18.6%	↑



ACTIVITY



Month	Adjusted Scheduled Activity (UDA)	
	2019	2020
April	752	480
May	2,385	2,644
June	3,082	3,896
July	5,347	6,017
August	7,051	7,516
September	8,373	9,485
October	10,166	
November	11,704	
December	13,120	
January	14,906	
February	16,088	
March	18,051	
April	18,409	
May	18,421	
June	18,421	

QUALITY

	Quantity	Base Number	Contract	AT	Region	England
% of FP17s for the same patient ID Re-attending within 3 months - Children	102	1,433	7.1%	11.1%	12.0%	11.5%
% of FP17s for the same patient ID Re-attending within 3 months - Adults	465	4,329	10.7%	16.6%	17.2%	15.4%
% of FP17s for the same patient ID Re-attending between 3 & 9 months - Children	569	1,433	39.7%	45.5%	49.4%	59.7%
% of FP17s for the same patient ID Re-attending between 3 & 9 months - Adults	1,017	4,329	23.5%	37.1%	39.2%	51.7%
% of FP17s for Band 1 Urgent Courses	1,582	5,516	28.7%	11.3%	11.0%	9.2%
% of FP17s Relating to Free Repair or Replacements	7	5,516	0.1%	0.5%	0.5%	0.7%
% of FP17s Relating to Continuations	11	5,516	0.2%	0.7%	0.7%	0.8%
% of Patients satisfied with the dentistry they have received	1	1	N/A	91.5%	90.9%	93.5%
% of Patients satisfied with the time they had to wait for an appointment	1	1	N/A	80.9%	83.7%	87.4%

* This is based on patients treated on this contract for their most recent course of treatment. Figures in italics indicate the base number of FP17s or Patient Questionnaire responses are less than 100. N/A is shown where the base number of responses is less than 10 during the period. % is calculated as Quantity/Base number*100

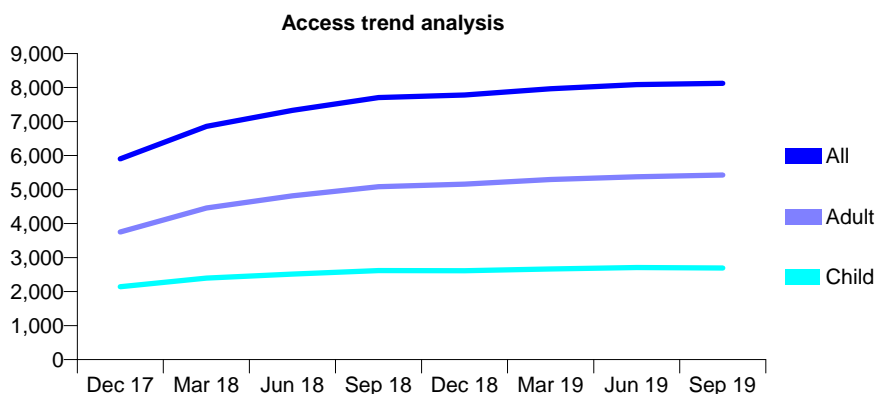
Q61 - Vital Signs At a Glance Contract Report for 100207/0000 - September 2019

Name or company name	Preventdent Limited
Contract type name	GDS Contract
Purpose of contract	General
Contract start date	19/08/2016
Contract end date	

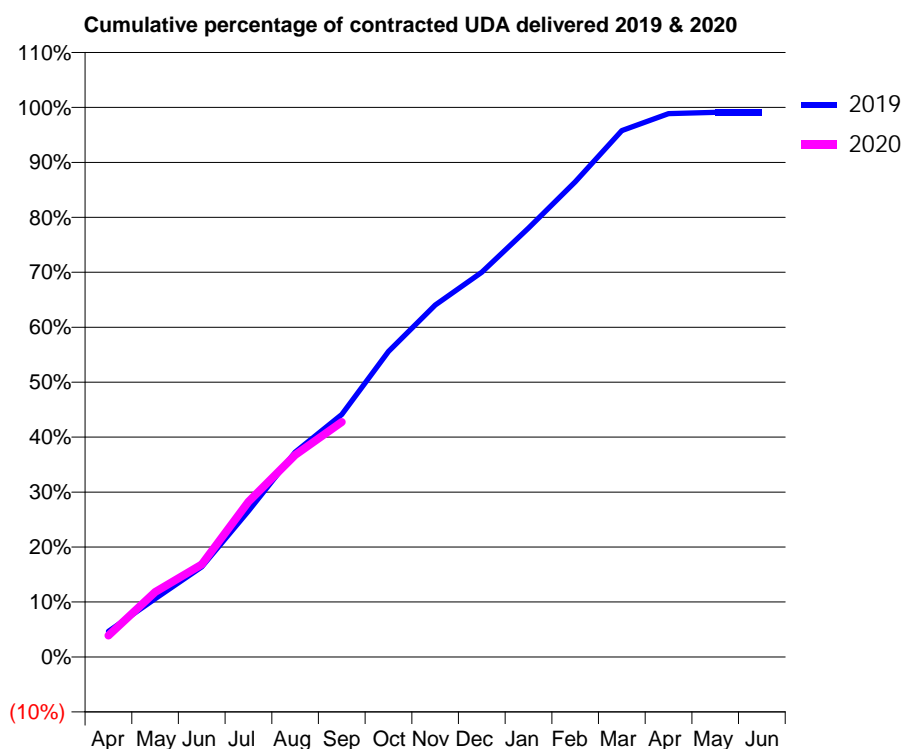
19/20 Contracted general activity (UDA)	18,367
Carry forward general activity (UDA)	164
19/20 Contracted orthodontic activity (UOA)	0
Carry forward orthodontic activity (UOA)	0
Baseline contract value	£651,095.35

ACCESS*

Patients seen in 24 months	Total	Change since previous quarter
Quarter ending September 2018	7,708	
Quarter ending December 2018	7,781	→
Quarter ending March 2019	7,966	↑
Quarter ending June 2019	8,088	→
Quarter ending September 2019	8,129	→
Variance since September 2018	5.5%	↑



ACTIVITY



Adjusted Scheduled Activity (UDA)		
Month	2019	2020
April	855	714
May	1,948	2,172
June	3,010	3,091
July	4,877	5,192
August	6,850	6,752
September	8,107	7,851
October	10,211	
November	11,761	
December	12,858	
January	14,334	
February	15,877	
March	17,591	
April	18,159	
May	18,201	
June	18,202	

QUALITY

	Quantity	Base Number	Contract	AT	Region	England
% of FP17s for the same patient ID Re-attending within 3 months - Children	116	1,800	6.4%	11.1%	12.0%	11.5%
% of FP17s for the same patient ID Re-attending within 3 months - Adults	300	2,590	11.6%	16.6%	17.2%	15.4%
% of FP17s for the same patient ID Re-attending between 3 & 9 months - Children	1,043	1,800	57.9%	45.5%	49.4%	59.7%
% of FP17s for the same patient ID Re-attending between 3 & 9 months - Adults	1,021	2,590	39.4%	37.1%	39.2%	51.7%
% of FP17s for Band 1 Urgent Courses	491	4,110	11.9%	11.3%	11.0%	9.2%
% of FP17s Relating to Free Repair or Replacements	9	4,110	0.2%	0.5%	0.5%	0.7%
% of FP17s Relating to Continuations	0	4,110	0.0%	0.7%	0.7%	0.8%
% of Patients satisfied with the dentistry they have received	3	3	N/A	91.5%	90.9%	93.5%
% of Patients satisfied with the time they had to wait for an appointment	1	3	N/A	80.9%	83.7%	87.4%

* This is based on patients treated on this contract for their most recent course of treatment.

Figures in italics indicate the base number of FP17s or Patient Questionnaire responses are less than 100. N/A is shown where the base number of responses is less than 10 during the period. % is calculated as Quantity/Base number*100

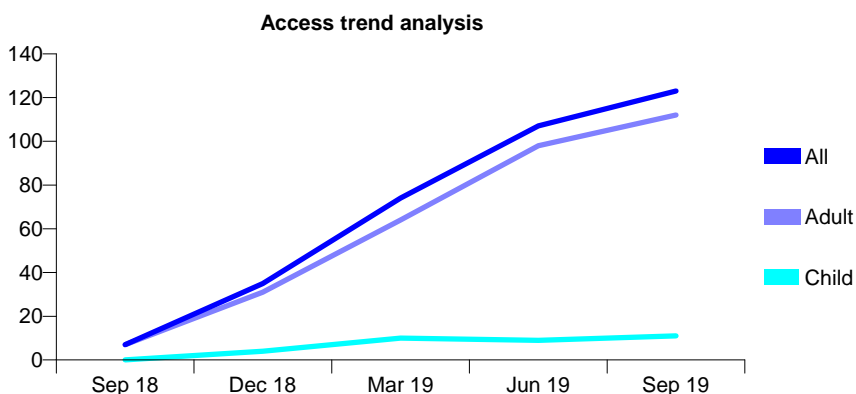
Q61 - Vital Signs At a Glance Contract Report for 100670/0000 - September 2019

Name or company name	Kent Community Health NHS Foundation Tr
Contract type name	PDS Contract
Purpose of contract	General
Contract start date	01/07/2018
Contract end date	30/06/2021

19/20 Contracted general activity (UDA)	3,900
Carry forward general activity (UDA)	0
19/20 Contracted orthodontic activity (UOA)	0
Carry forward orthodontic activity (UOA)	0
Baseline contract value	£208,877.82

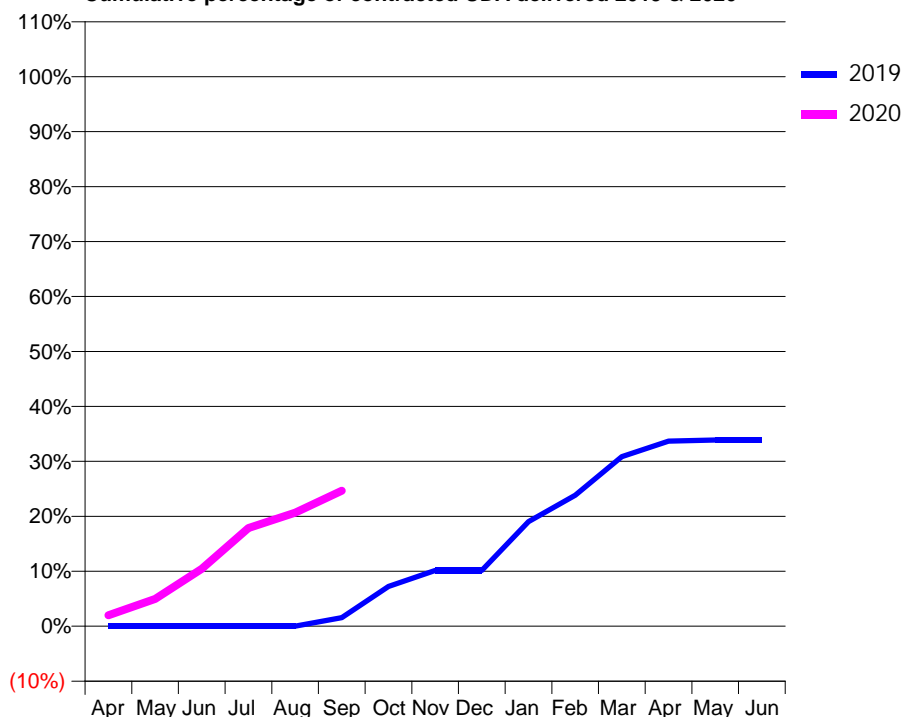
ACCESS*

Patients seen in 24 months	Total	Change since previous quarter
Quarter ending September 2018	7	
Quarter ending December 2018	35	↑
Quarter ending March 2019	74	↑
Quarter ending June 2019	107	↑
Quarter ending September 2019	123	↑
Variance since September 2018	1657.1%	↑



ACTIVITY

Cumulative percentage of contracted UDA delivered 2019 & 2020



Adjusted Scheduled Activity (UDA)

Month	2019	2020
April	0	78
May	0	194
June	0	407
July	0	697
August	0	806
September	46	961
October	212	
November	297	
December	297	
January	557	
February	697	
March	902	
April	985	
May	991	
June	991	

QUALITY

	Quantity	Base Number	Contract	AT	Region	England
% of FP17s for the same patient ID Re-attending within 3 months - Children	0	20	0.0%	11.1%	12.0%	11.5%
% of FP17s for the same patient ID Re-attending within 3 months - Adults	4	418	1.0%	16.6%	17.2%	15.4%
% of FP17s for the same patient ID Re-attending between 3 & 9 months - Children	0	20	0.0%	45.5%	49.4%	59.7%
% of FP17s for the same patient ID Re-attending between 3 & 9 months - Adults	1	418	0.2%	37.1%	39.2%	51.7%
% of FP17s for Band 1 Urgent Courses	0	377	0.0%	11.3%	11.0%	9.2%
% of FP17s Relating to Free Repair or Replacements	0	377	0.0%	0.5%	0.5%	0.7%
% of FP17s Relating to Continuations	0	377	0.0%	0.7%	0.7%	0.8%
% of Patients satisfied with the dentistry they have received	0	0	N/A	91.5%	90.9%	93.5%
% of Patients satisfied with the time they had to wait for an appointment	0	0	N/A	80.9%	83.7%	87.4%

* This is based on patients treated on this contract for their most recent course of treatment.

Figures in italics indicate the base number of FP17s or Patient Questionnaire responses are less than 100. N/A is shown where the base number of responses is less than 10 during the period. % is calculated as Quantity/Base number*100

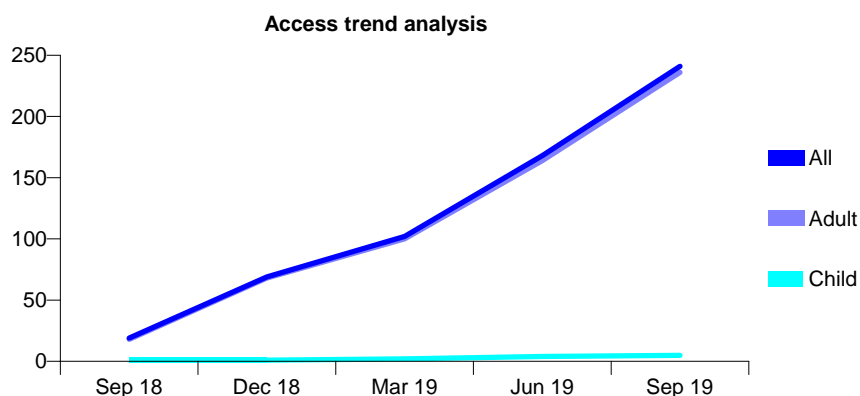
Q61 - Vital Signs At a Glance Contract Report for 100686/0000 - September 2019

Name or company name	Visiting Specialist Services Limited
Contract type name	PDS Contract
Purpose of contract	General
Contract start date	01/07/2018
Contract end date	30/06/2020

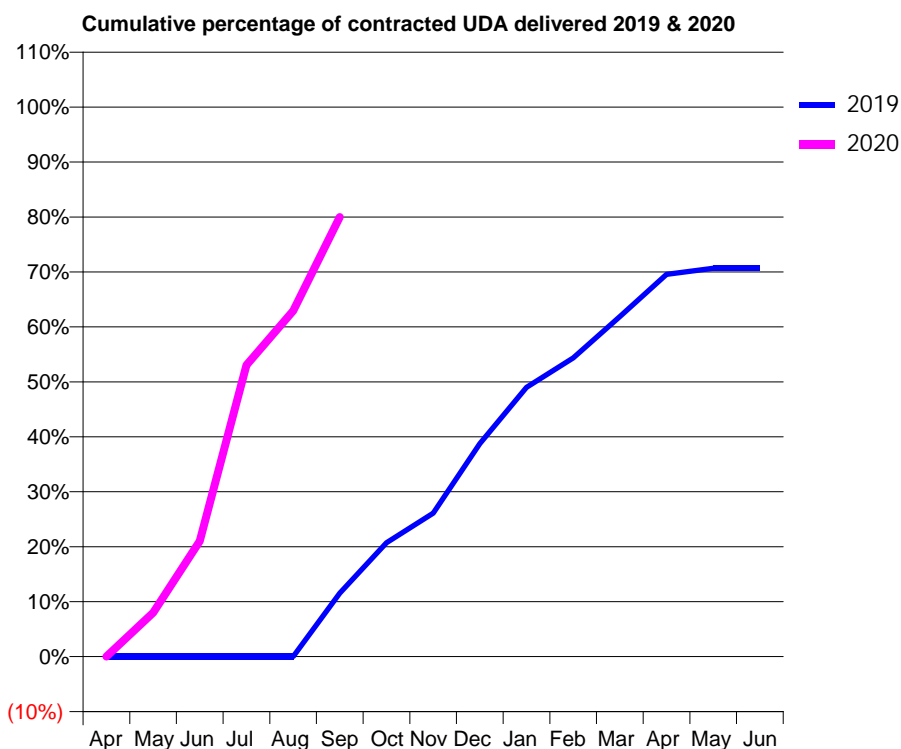
19/20 Contracted general activity (UDA)	2,340
Carry forward general activity (UDA)	0
19/20 Contracted orthodontic activity (UOA)	0
Carry forward orthodontic activity (UOA)	0
Baseline contract value	£125,326.69

ACCESS*

Patients seen in 24 months	Total	Change since previous quarter
Quarter ending September 2018	19	
Quarter ending December 2018	69	↑
Quarter ending March 2019	102	↑
Quarter ending June 2019	168	↑
Quarter ending September 2019	241	↑
Variance since September 2018	1168.4%	↑



ACTIVITY



Month	Adjusted Scheduled Activity (UDA)	
	2019	2020
April	0	0
May	0	187
June	0	492
July	0	1,241
August	0	1,472
September	203	1,872
October	364	
November	458	
December	680	
January	860	
February	954	
March	1,086	
April	1,221	
May	1,240	
June	1,240	

QUALITY

	Quantity	Base Number	Contract	AT	Region	England
% of FP17s for the same patient ID Re-attending within 3 months - Children	0	18	0.0%	11.1%	12.0%	11.5%
% of FP17s for the same patient ID Re-attending within 3 months - Adults	9	726	1.2%	16.6%	17.2%	15.4%
% of FP17s for the same patient ID Re-attending between 3 & 9 months - Children	0	18	0.0%	45.5%	49.4%	59.7%
% of FP17s for the same patient ID Re-attending between 3 & 9 months - Adults	1	726	0.1%	37.1%	39.2%	51.7%
% of FP17s for Band 1 Urgent Courses	0	676	0.0%	11.3%	11.0%	9.2%
% of FP17s Relating to Free Repair or Replacements	0	676	0.0%	0.5%	0.5%	0.7%
% of FP17s Relating to Continuations	0	676	0.0%	0.7%	0.7%	0.8%
% of Patients satisfied with the dentistry they have received	1	1	N/A	91.5%	90.9%	93.5%
% of Patients satisfied with the time they had to wait for an appointment	1	1	N/A	80.9%	83.7%	87.4%

* This is based on patients treated on this contract for their most recent course of treatment. Figures in italics indicate the base number of FP17s or Patient Questionnaire responses are less than 100. N/A is shown where the base number of responses is less than 10 during the period. % is calculated as Quantity/Base number*100

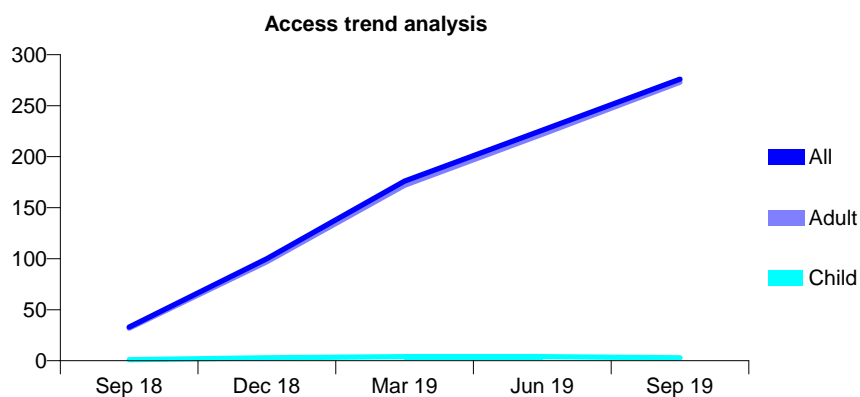
Q61 - Vital Signs At a Glance Contract Report for 100702/0000 - September 2019

Name or company name	Mos Solutions Ltd
Contract type name	PDS Contract
Purpose of contract	General
Contract start date	01/07/2018
Contract end date	30/06/2021

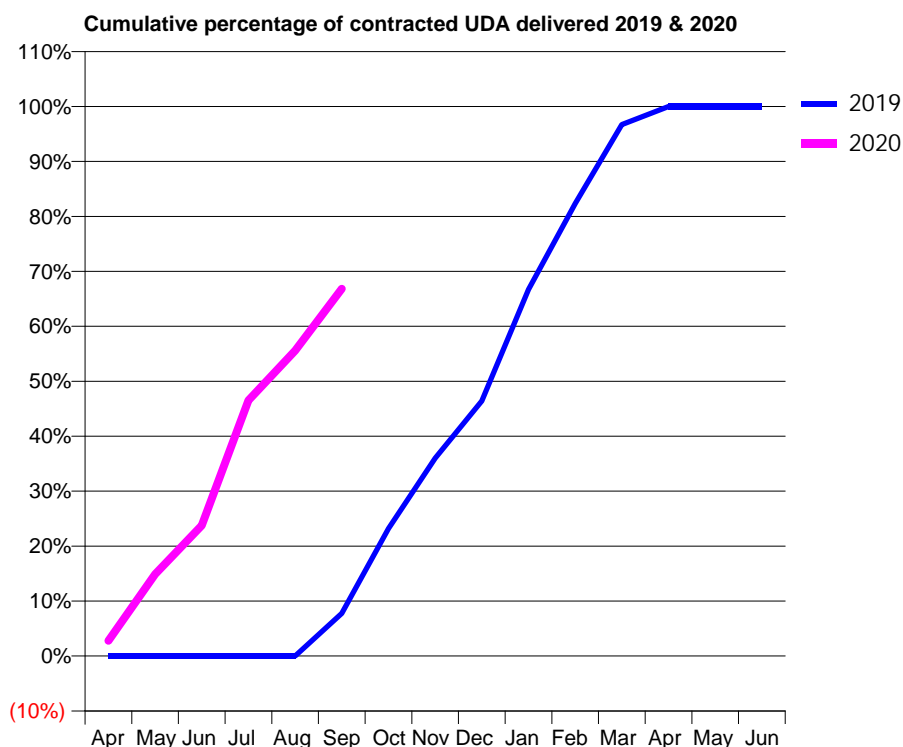
19/20 Contracted general activity (UDA)	3,120
Carry forward general activity (UDA)	0
19/20 Contracted orthodontic activity (UOA)	0
Carry forward orthodontic activity (UOA)	0
Baseline contract value	£167,102.25

ACCESS*

Patients seen in 24 months	Total	Change since previous quarter
Quarter ending September 2018	33	
Quarter ending December 2018	100	↑
Quarter ending March 2019	176	↑
Quarter ending June 2019	226	↑
Quarter ending September 2019	276	↑
Variance since September 2018	736.4%	↑



ACTIVITY



Month	Adjusted Scheduled Activity (UDA)	
	2019	2020
April	0	87
May	0	465
June	0	741
July	0	1,452
August	0	1,734
September	204	2,085
October	609	
November	945	
December	1,218	
January	1,751	
February	2,162	
March	2,538	
April	2,625	
May	2,625	
June	2,625	

QUALITY

	Quantity	Base Number	Contract	AT	Region	England
% of FP17s for the same patient ID Re-attending within 3 months - Children	1	18	5.6%	11.1%	12.0%	11.5%
% of FP17s for the same patient ID Re-attending within 3 months - Adults	1	706	0.1%	16.6%	17.2%	15.4%
% of FP17s for the same patient ID Re-attending between 3 & 9 months - Children	0	18	0.0%	45.5%	49.4%	59.7%
% of FP17s for the same patient ID Re-attending between 3 & 9 months - Adults	2	706	0.3%	37.1%	39.2%	51.7%
% of FP17s for Band 1 Urgent Courses	0	695	0.0%	11.3%	11.0%	9.2%
% of FP17s Relating to Free Repair or Replacements	0	695	0.0%	0.5%	0.5%	0.7%
% of FP17s Relating to Continuations	0	695	0.0%	0.7%	0.7%	0.8%
% of Patients satisfied with the dentistry they have received	1	1	N/A	91.5%	90.9%	93.5%
% of Patients satisfied with the time they had to wait for an appointment	1	1	N/A	80.9%	83.7%	87.4%

* This is based on patients treated on this contract for their most recent course of treatment. Figures in italics indicate the base number of FP17s or Patient Questionnaire responses are less than 100. N/A is shown where the base number of responses is less than 10 during the period. % is calculated as Quantity/Base number*100

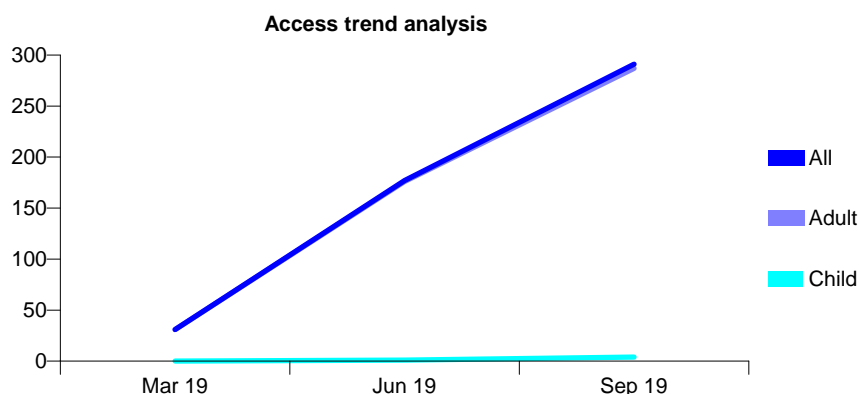
Q61 - Vital Signs At a Glance Contract Report for 100797/0000 - September 2019

Name or company name	Oral Surgery Ltd
Contract type name	PDS Contract
Purpose of contract	General
Contract start date	01/07/2018
Contract end date	30/06/2021

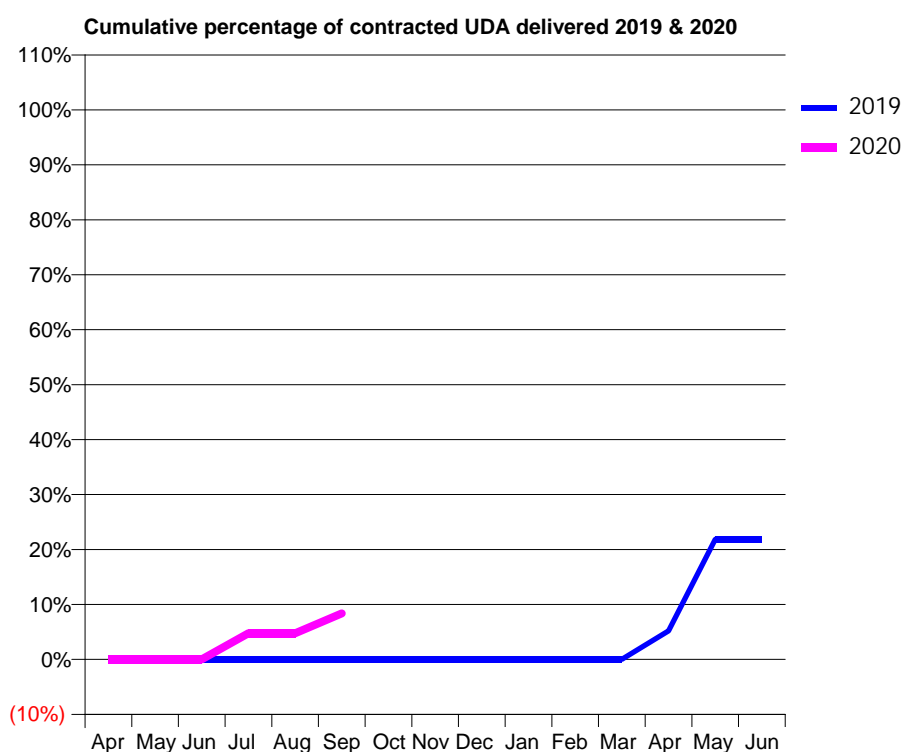
19/20 Contracted general activity (UDA)	4,680
Carry forward general activity (UDA)	0
19/20 Contracted orthodontic activity (UOA)	0
Carry forward orthodontic activity (UOA)	0
Baseline contract value	£250,653.39

ACCESS*

Patients seen in 24 months	Total	Change since previous quarter
Quarter ending September 2018	0	
Quarter ending December 2018	0	
Quarter ending March 2019	31	
Quarter ending June 2019	177	↑
Quarter ending September 2019	291	↑
Variance since September 2018	N/A	



ACTIVITY



Month	Adjusted Scheduled Activity (UDA)	
	2019	2020
April	0	0
May	0	0
June	0	0
July	0	223
August	0	223
September	0	392
October	0	
November	0	
December	0	
January	0	
February	0	
March	0	
April	183	
May	767	
June	767	

QUALITY

	Quantity	Base Number	Contract	AT	Region	England
% of FP17s for the same patient ID Re-attending within 3 months - Children	0	8	0.0%	11.1%	12.0%	11.5%
% of FP17s for the same patient ID Re-attending within 3 months - Adults	0	922	0.0%	16.6%	17.2%	15.4%
% of FP17s for the same patient ID Re-attending between 3 & 9 months - Children	0	8	0.0%	45.5%	49.4%	59.7%
% of FP17s for the same patient ID Re-attending between 3 & 9 months - Adults	0	922	0.0%	37.1%	39.2%	51.7%
% of FP17s for Band 1 Urgent Courses	0	294	0.0%	11.3%	11.0%	9.2%
% of FP17s Relating to Free Repair or Replacements	0	294	0.0%	0.5%	0.5%	0.7%
% of FP17s Relating to Continuations	0	294	0.0%	0.7%	0.7%	0.8%
% of Patients satisfied with the dentistry they have received	0	0	N/A	91.5%	90.9%	93.5%
% of Patients satisfied with the time they had to wait for an appointment	0	0	N/A	80.9%	83.7%	87.4%

* This is based on patients treated on this contract for their most recent course of treatment. Figures in italics indicate the base number of FP17s or Patient Questionnaire responses are less than 100. N/A is shown where the base number of responses is less than 10 during the period. % is calculated as Quantity/Base number*100

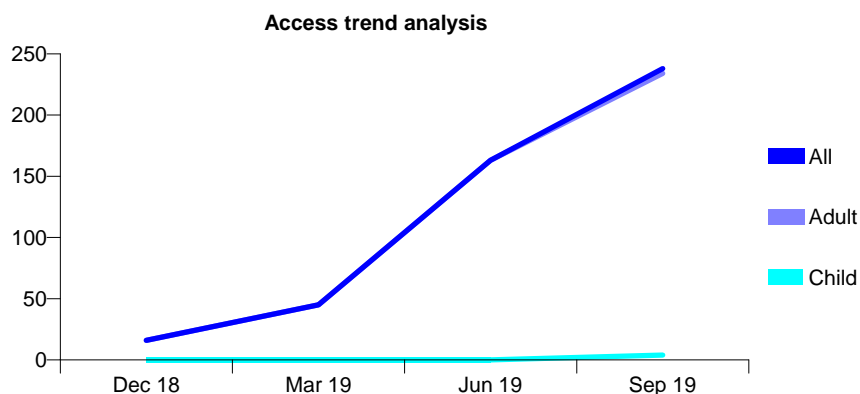
Q61 - Vital Signs At a Glance Contract Report for 100798/0000 - September 2019

Name or company name	Oral Surgery Ltd
Contract type name	PDS Contract
Purpose of contract	General
Contract start date	01/07/2018
Contract end date	30/06/2021

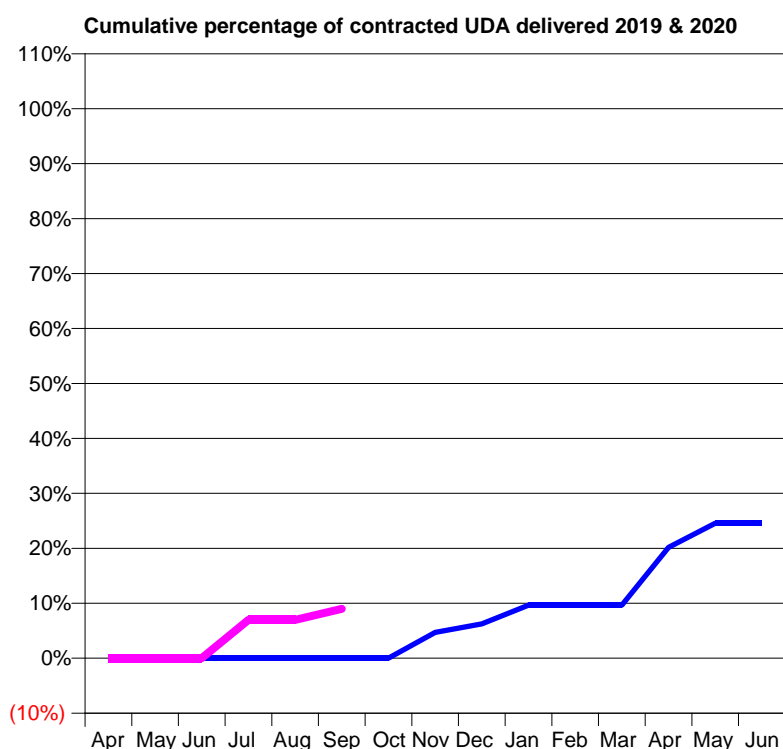
19/20 Contracted general activity (UDA)	4,680
Carry forward general activity (UDA)	0
19/20 Contracted orthodontic activity (UOA)	0
Carry forward orthodontic activity (UOA)	0
Baseline contract value	£250,653.39

ACCESS*

Patients seen in 24 months	Total	Change since previous quarter
Quarter ending September 2018	0	
Quarter ending December 2018	16	↑
Quarter ending March 2019	45	↑
Quarter ending June 2019	163	↑
Quarter ending September 2019	238	↑
Variance since September 2018	N/A	



ACTIVITY



Adjusted Scheduled Activity (UDA)		
Month	2019	2020
April	0	0
May	0	0
June	0	0
July	0	326
August	0	326
September	0	421
October	0	
November	165	
December	219	
January	339	
February	339	
March	339	
April	708	
May	862	
June	862	

QUALITY

	Quantity	Base Number	Contract	AT	Region	England
% of FP17s for the same patient ID Re-attending within 3 months - Children	0	5	0.0%	11.1%	12.0%	11.5%
% of FP17s for the same patient ID Re-attending within 3 months - Adults	0	781	0.0%	16.6%	17.2%	15.4%
% of FP17s for the same patient ID Re-attending between 3 & 9 months - Children	0	5	0.0%	45.5%	49.4%	59.7%
% of FP17s for the same patient ID Re-attending between 3 & 9 months - Adults	0	781	0.0%	37.1%	39.2%	51.7%
% of FP17s for Band 1 Urgent Courses	0	334	0.0%	11.3%	11.0%	9.2%
% of FP17s Relating to Free Repair or Replacements	0	334	0.0%	0.5%	0.5%	0.7%
% of FP17s Relating to Continuations	0	334	0.0%	0.7%	0.7%	0.8%
% of Patients satisfied with the dentistry they have received	0	0	N/A	91.5%	90.9%	93.5%
% of Patients satisfied with the time they had to wait for an appointment	0	0	N/A	80.9%	83.7%	87.4%

* This is based on patients treated on this contract for their most recent course of treatment.

Figures in italics indicate the base number of FP17s or Patient Questionnaire responses are less than 100. N/A is shown where the base number of responses is less than 10 during the period. % is calculated as Quantity/Base number*100

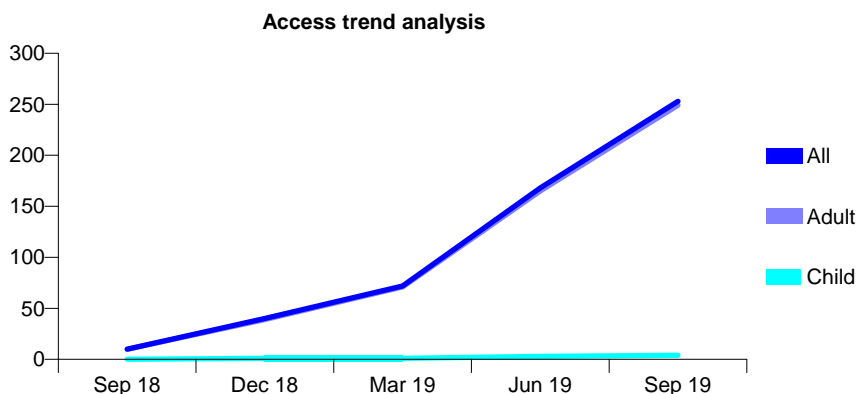
Q61 - Vital Signs At a Glance Contract Report for 100799/0000 - September 2019

Name or company name	East Village Dental
Contract type name	PDS Contract
Purpose of contract	General
Contract start date	01/07/2018
Contract end date	30/06/2021

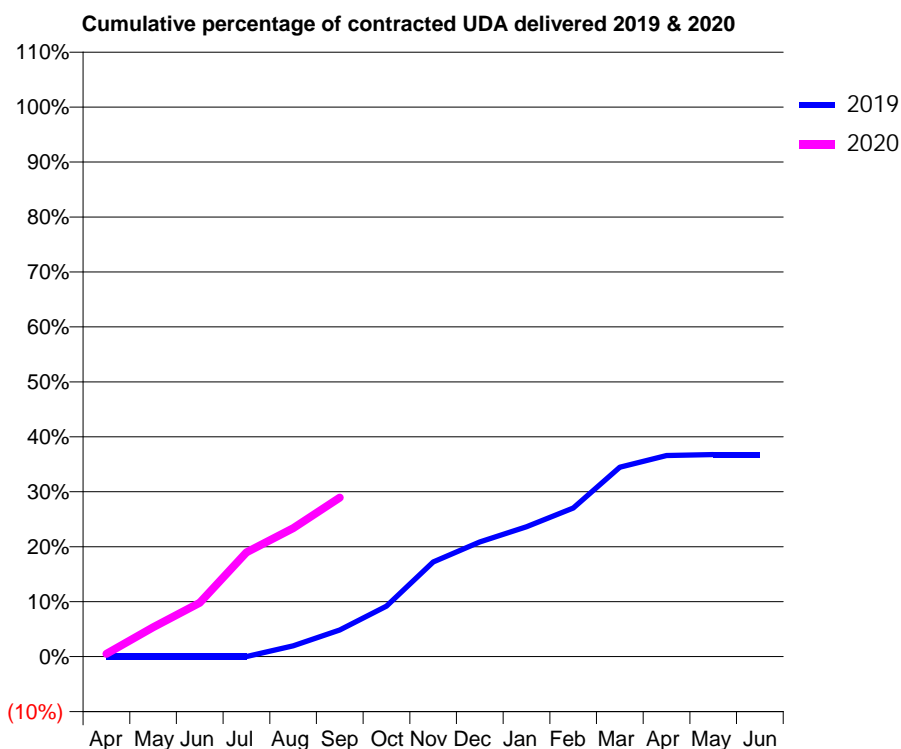
19/20 Contracted general activity (UDA)	4,680
Carry forward general activity (UDA)	0
19/20 Contracted orthodontic activity (UOA)	0
Carry forward orthodontic activity (UOA)	0
Baseline contract value	£250,653.39

ACCESS*

Patients seen in 24 months	Total	Change since previous quarter
Quarter ending September 2018	10	
Quarter ending December 2018	40	↑
Quarter ending March 2019	72	↑
Quarter ending June 2019	168	↑
Quarter ending September 2019	253	↑
Variance since September 2018	2430.0%	↑



ACTIVITY



Month	Adjusted Scheduled Activity (UDA)	
	2019	2020
April	0	24
May	0	250
June	0	459
July	0	889
August	69	1,094
September	171	1,354
October	322	
November	604	
December	733	
January	829	
February	949	
March	1,210	
April	1,285	
May	1,291	
June	1,291	

QUALITY

	Quantity	Base Number	Contract	AT	Region	England
% of FP17s for the same patient ID Re-attending within 3 months - Children	0	8	0.0%	11.1%	12.0%	11.5%
% of FP17s for the same patient ID Re-attending within 3 months - Adults	3	476	0.6%	16.6%	17.2%	15.4%
% of FP17s for the same patient ID Re-attending between 3 & 9 months - Children	0	8	0.0%	45.5%	49.4%	59.7%
% of FP17s for the same patient ID Re-attending between 3 & 9 months - Adults	1	476	0.2%	37.1%	39.2%	51.7%
% of FP17s for Band 1 Urgent Courses	0	456	0.0%	11.3%	11.0%	9.2%
% of FP17s Relating to Free Repair or Replacements	0	456	0.0%	0.5%	0.5%	0.7%
% of FP17s Relating to Continuations	0	456	0.0%	0.7%	0.7%	0.8%
% of Patients satisfied with the dentistry they have received	1	1	N/A	91.5%	90.9%	93.5%
% of Patients satisfied with the time they had to wait for an appointment	0	1	N/A	80.9%	83.7%	87.4%

* This is based on patients treated on this contract for their most recent course of treatment. Figures in italics indicate the base number of FP17s or Patient Questionnaire responses are less than 100. N/A is shown where the base number of responses is less than 10 during the period. % is calculated as Quantity/Base number*100

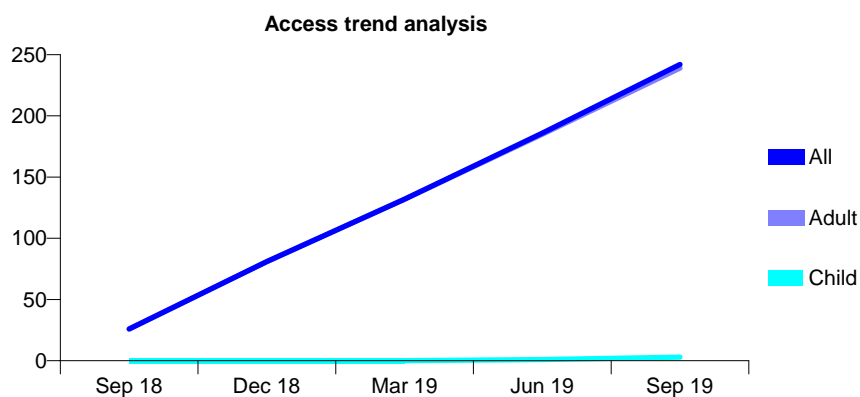
Q61 - Vital Signs At a Glance Contract Report for 100800/0000 - September 2019

Name or company name	East Village Dental
Contract type name	PDS Contract
Purpose of contract	General
Contract start date	01/07/2018
Contract end date	30/06/2021

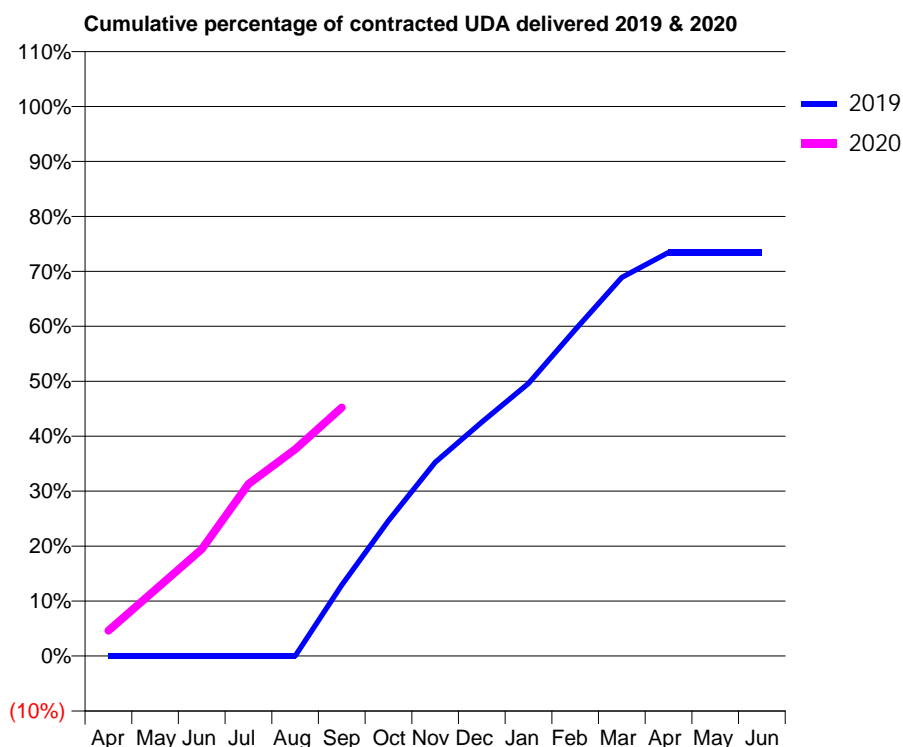
19/20 Contracted general activity (UDA)	3,120
Carry forward general activity (UDA)	0
19/20 Contracted orthodontic activity (UOA)	0
Carry forward orthodontic activity (UOA)	0
Baseline contract value	£167,102.25

ACCESS*

Patients seen in 24 months	Total	Change since previous quarter
Quarter ending September 2018	26	
Quarter ending December 2018	81	↑
Quarter ending March 2019	132	↑
Quarter ending June 2019	186	↑
Quarter ending September 2019	242	↑
Variance since September 2018	830.8%	↑



ACTIVITY



Month	Adjusted Scheduled Activity (UDA)	
	2019	2020
April	0	144
May	0	376
June	0	607
July	0	976
August	0	1,174
September	302	1,411
October	576	
November	825	
December	996	
January	1,161	
February	1,390	
March	1,612	
April	1,718	
May	1,718	
June	1,718	

QUALITY

	Quantity	Base Number	Contract	AT	Region	England
% of FP17s for the same patient ID Re-attending within 3 months - Children	0	13	0.0%	11.1%	12.0%	11.5%
% of FP17s for the same patient ID Re-attending within 3 months - Adults	4	496	0.8%	16.6%	17.2%	15.4%
% of FP17s for the same patient ID Re-attending between 3 & 9 months - Children	0	13	0.0%	45.5%	49.4%	59.7%
% of FP17s for the same patient ID Re-attending between 3 & 9 months - Adults	0	496	0.0%	37.1%	39.2%	51.7%
% of FP17s for Band 1 Urgent Courses	0	473	0.0%	11.3%	11.0%	9.2%
% of FP17s Relating to Free Repair or Replacements	0	473	0.0%	0.5%	0.5%	0.7%
% of FP17s Relating to Continuations	0	473	0.0%	0.7%	0.7%	0.8%
% of Patients satisfied with the dentistry they have received	0	0	N/A	91.5%	90.9%	93.5%
% of Patients satisfied with the time they had to wait for an appointment	0	0	N/A	80.9%	83.7%	87.4%

* This is based on patients treated on this contract for their most recent course of treatment. Figures in italics indicate the base number of FP17s or Patient Questionnaire responses are less than 100. N/A is shown where the base number of responses is less than 10 during the period. % is calculated as Quantity/Base number*100

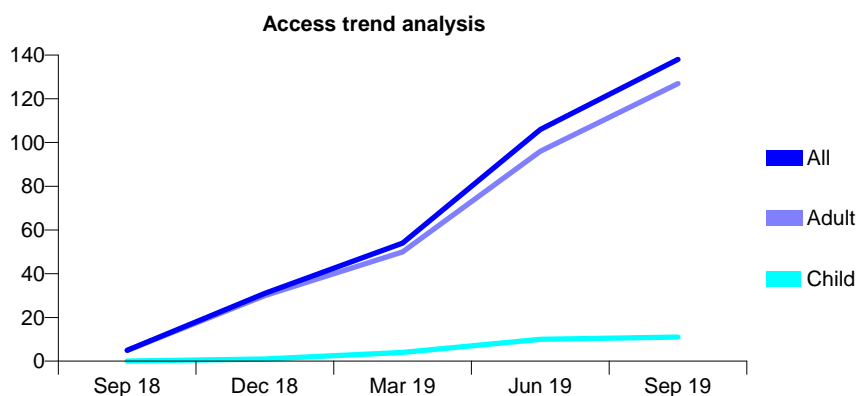
Q61 - Vital Signs At a Glance Contract Report for 100801/0000 - September 2019

Name or company name	East Village Dental
Contract type name	PDS Contract
Purpose of contract	General
Contract start date	01/07/2018
Contract end date	30/06/2021

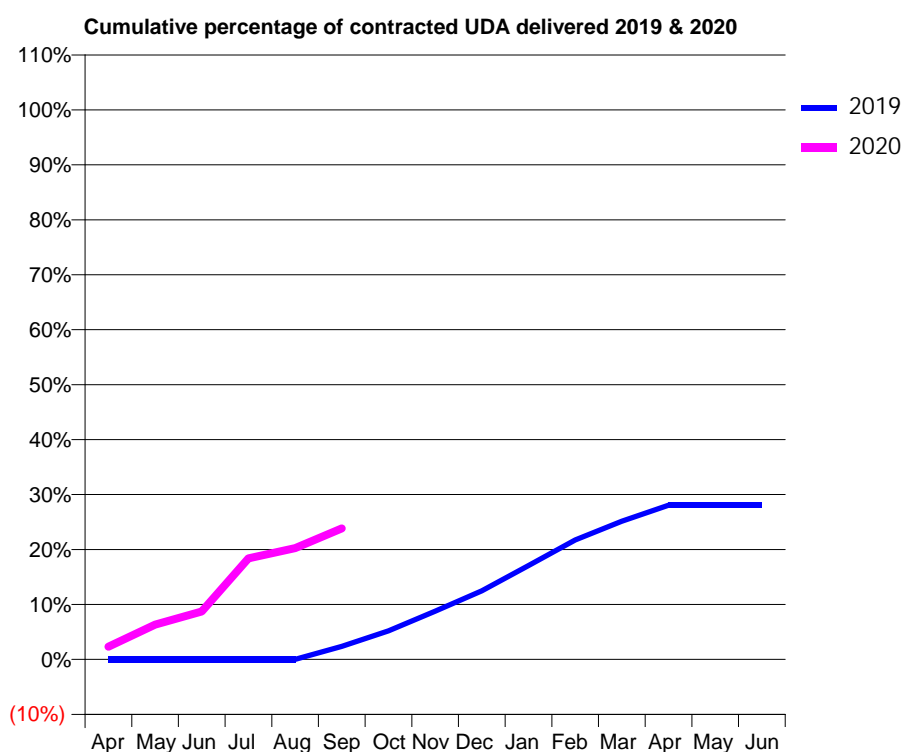
19/20 Contracted general activity (UDA)	4,680
Carry forward general activity (UDA)	0
19/20 Contracted orthodontic activity (UOA)	0
Carry forward orthodontic activity (UOA)	0
Baseline contract value	£250,653.39

ACCESS*

Patients seen in 24 months	Total	Change since previous quarter
Quarter ending September 2018	5	
Quarter ending December 2018	31	↑
Quarter ending March 2019	54	↑
Quarter ending June 2019	106	↑
Quarter ending September 2019	138	↑
Variance since September 2018	2660.0%	↑



ACTIVITY



Month	2019	2020
April	0	108
May	0	297
June	0	408
July	0	861
August	0	948
September	84	1,116
October	183	
November	309	
December	438	
January	600	
February	763	
March	883	
April	985	
May	985	
June	985	

QUALITY

	Quantity	Base Number	Contract	AT	Region	England
% of FP17s for the same patient ID Re-attending within 3 months - Children	0	9	0.0%	11.1%	12.0%	11.5%
% of FP17s for the same patient ID Re-attending within 3 months - Adults	6	397	1.5%	16.6%	17.2%	15.4%
% of FP17s for the same patient ID Re-attending between 3 & 9 months - Children	0	9	0.0%	45.5%	49.4%	59.7%
% of FP17s for the same patient ID Re-attending between 3 & 9 months - Adults	1	397	0.3%	37.1%	39.2%	51.7%
% of FP17s for Band 1 Urgent Courses	0	372	0.0%	11.3%	11.0%	9.2%
% of FP17s Relating to Free Repair or Replacements	0	372	0.0%	0.5%	0.5%	0.7%
% of FP17s Relating to Continuations	0	372	0.0%	0.7%	0.7%	0.8%
% of Patients satisfied with the dentistry they have received	0	0	N/A	91.5%	90.9%	93.5%
% of Patients satisfied with the time they had to wait for an appointment	0	0	N/A	80.9%	83.7%	87.4%

* This is based on patients treated on this contract for their most recent course of treatment. Figures in italics indicate the base number of FP17s or Patient Questionnaire responses are less than 100. N/A is shown where the base number of responses is less than 10 during the period. % is calculated as Quantity/Base number*100

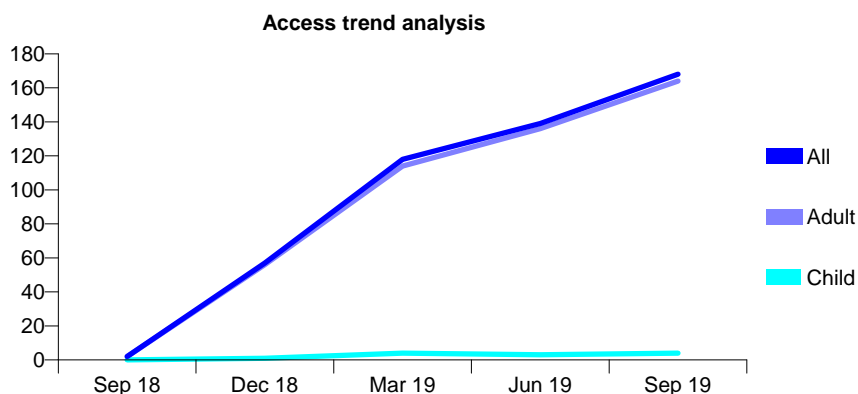
Q61 - Vital Signs At a Glance Contract Report for 100842/0000 - September 2019

Name or company name	Angle House Oral Surgery Ltd
Contract type name	PDS Contract
Purpose of contract	General
Contract start date	01/07/2018
Contract end date	30/06/2021

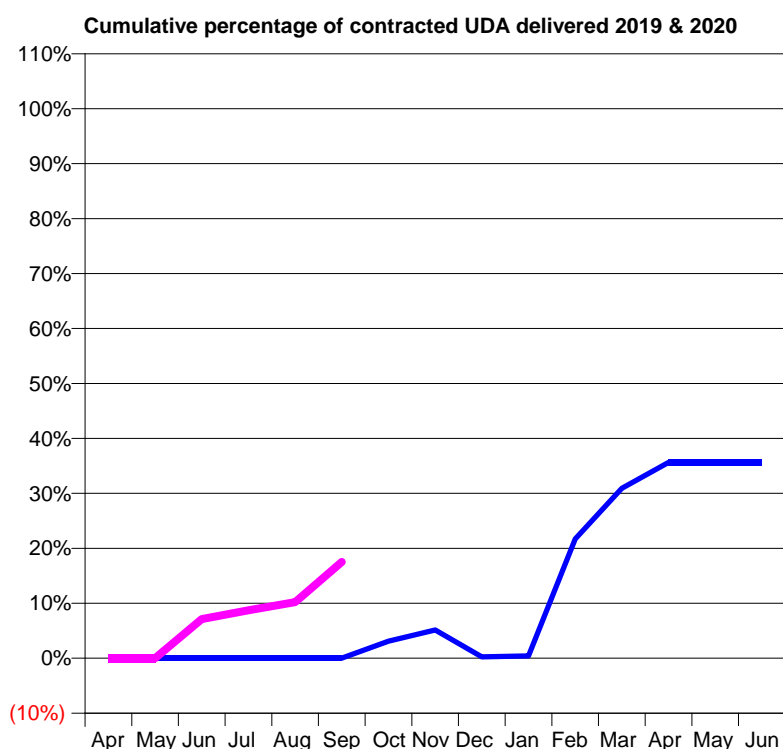
19/20 Contracted general activity (UDA)	4,680
Carry forward general activity (UDA)	0
19/20 Contracted orthodontic activity (UOA)	0
Carry forward orthodontic activity (UOA)	0
Baseline contract value	£250,653.39

ACCESS*

Patients seen in 24 months	Total	Change since previous quarter
Quarter ending September 2018	2	
Quarter ending December 2018	57	↑
Quarter ending March 2019	118	↑
Quarter ending June 2019	139	↑
Quarter ending September 2019	168	↑
Variance since September 2018	8300.0%	↑



ACTIVITY



Month	2019	2020
April	0	0
May	0	0
June	0	333
July	0	408
August	0	477
September	0	819
October	109	
November	181	
December	9	
January	15	
February	762	
March	1,086	
April	1,251	
May	1,251	
June	1,251	

QUALITY

	Quantity	Base Number	Contract	AT	Region	England
% of FP17s for the same patient ID Re-attending within 3 months - Children	0	8	0.0%	11.1%	12.0%	11.5%
% of FP17s for the same patient ID Re-attending within 3 months - Adults	2	320	0.6%	16.6%	17.2%	15.4%
% of FP17s for the same patient ID Re-attending between 3 & 9 months - Children	0	8	0.0%	45.5%	49.4%	59.7%
% of FP17s for the same patient ID Re-attending between 3 & 9 months - Adults	1	320	0.3%	37.1%	39.2%	51.7%
% of FP17s for Band 1 Urgent Courses	0	273	0.0%	11.3%	11.0%	9.2%
% of FP17s Relating to Free Repair or Replacements	0	273	0.0%	0.5%	0.5%	0.7%
% of FP17s Relating to Continuations	0	273	0.0%	0.7%	0.7%	0.8%
% of Patients satisfied with the dentistry they have received	0	0	N/A	91.5%	90.9%	93.5%
% of Patients satisfied with the time they had to wait for an appointment	0	0	N/A	80.9%	83.7%	87.4%

* This is based on patients treated on this contract for their most recent course of treatment.

Figures in italics indicate the base number of FP17s or Patient Questionnaire responses are less than 100. N/A is shown where the base number of responses is less than 10 during the period. % is calculated as Quantity/Base number*100

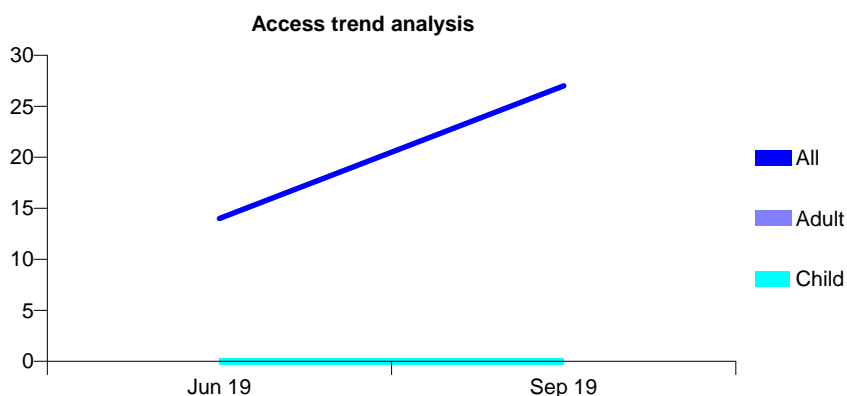
Q61 - Vital Signs At a Glance Contract Report for 101126/0000 - September 2019

Name or company name	Mos Solutions Ltd
Contract type name	PDS Contract
Purpose of contract	General
Contract start date	01/04/2019
Contract end date	31/03/2023

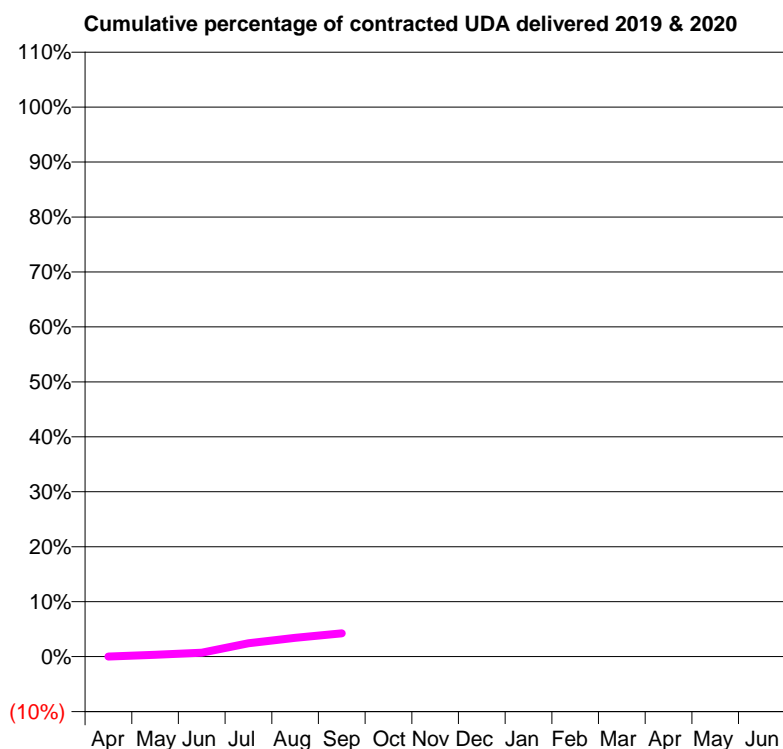
19/20 Contracted general activity (UDA)	4,998
Carry forward general activity (UDA)	0
19/20 Contracted orthodontic activity (UOA)	0
Carry forward orthodontic activity (UOA)	0
Baseline contract value	£603,658.44

ACCESS*

Patients seen in 24 months	Total	Change since previous quarter
Quarter ending September 2018	0	
Quarter ending December 2018	0	
Quarter ending March 2019	0	
Quarter ending June 2019	14	↑
Quarter ending September 2019	27	↑
Variance since September 2018	N/A	



ACTIVITY



Month	Adjusted Scheduled Activity (UDA)	
	2019	2020
April	0	0
May	0	16
June	0	36
July	0	122
August	0	172
September	0	212
October	0	
November	0	
December	0	
January	0	
February	0	
March	0	
April	0	
May	0	
June	0	

QUALITY

	Quantity	Base Number	Contract	AT	Region	England
% of FP17s for the same patient ID Re-attending within 3 months - Children	0	4	0.0%	11.1%	12.0%	11.5%
% of FP17s for the same patient ID Re-attending within 3 months - Adults	0	86	0.0%	16.6%	17.2%	15.4%
% of FP17s for the same patient ID Re-attending between 3 & 9 months - Children	0	4	0.0%	45.5%	49.4%	59.7%
% of FP17s for the same patient ID Re-attending between 3 & 9 months - Adults	0	86	0.0%	37.1%	39.2%	51.7%
% of FP17s for Band 1 Urgent Courses	0	90	0.0%	11.3%	11.0%	9.2%
% of FP17s Relating to Free Repair or Replacements	0	90	0.0%	0.5%	0.5%	0.7%
% of FP17s Relating to Continuations	0	90	0.0%	0.7%	0.7%	0.8%
% of Patients satisfied with the dentistry they have received	0	0	N/A	91.5%	90.9%	93.5%
% of Patients satisfied with the time they had to wait for an appointment	0	0	N/A	80.9%	83.7%	87.4%

* This is based on patients treated on this contract for their most recent course of treatment. Figures in italics indicate the base number of FP17s or Patient Questionnaire responses are less than 100. N/A is shown where the base number of responses is less than 10 during the period. % is calculated as Quantity/Base number*100

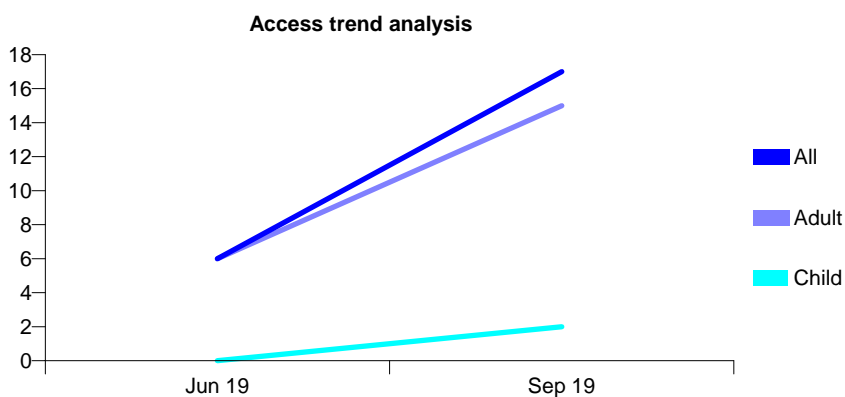
Q61 - Vital Signs At a Glance Contract Report for 101127/0000 - September 2019

Name or company name	Mos Solutions Ltd
Contract type name	PDS Contract
Purpose of contract	General
Contract start date	01/04/2019
Contract end date	31/03/2023

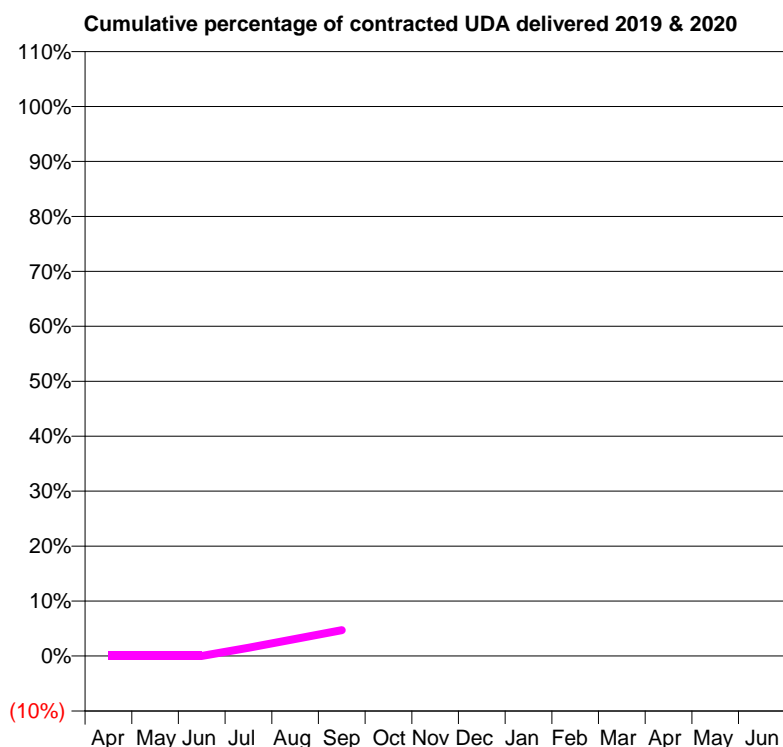
19/20 Contracted general activity (UDA)	3,273
Carry forward general activity (UDA)	0
19/20 Contracted orthodontic activity (UOA)	0
Carry forward orthodontic activity (UOA)	0
Baseline contract value	£395,312.94

ACCESS*

Patients seen in 24 months	Total	Change since previous quarter
Quarter ending September 2018	0	
Quarter ending December 2018	0	
Quarter ending March 2019	0	
Quarter ending June 2019	6	↑
Quarter ending September 2019	17	↑
Variance since September 2018	N/A	



ACTIVITY



Month	Adjusted Scheduled Activity (UDA)	
	2019	2020
April	0	0
May	0	0
June	0	0
July	0	49
August	0	102
September	0	154
October	0	
November	0	
December	0	
January	0	
February	0	
March	0	
April	0	
May	0	
June	0	

QUALITY

	Quantity	Base Number	Contract	AT	Region	England
% of FP17s for the same patient ID Re-attending within 3 months - Children	0	2	0.0%	11.1%	12.0%	11.5%
% of FP17s for the same patient ID Re-attending within 3 months - Adults	3	52	5.8%	16.6%	17.2%	15.4%
% of FP17s for the same patient ID Re-attending between 3 & 9 months - Children	0	2	0.0%	45.5%	49.4%	59.7%
% of FP17s for the same patient ID Re-attending between 3 & 9 months - Adults	0	52	0.0%	37.1%	39.2%	51.7%
% of FP17s for Band 1 Urgent Courses	0	54	0.0%	11.3%	11.0%	9.2%
% of FP17s Relating to Free Repair or Replacements	0	54	0.0%	0.5%	0.5%	0.7%
% of FP17s Relating to Continuations	0	54	0.0%	0.7%	0.7%	0.8%
% of Patients satisfied with the dentistry they have received	0	0	N/A	91.5%	90.9%	93.5%
% of Patients satisfied with the time they had to wait for an appointment	0	0	N/A	80.9%	83.7%	87.4%

* This is based on patients treated on this contract for their most recent course of treatment. Figures in italics indicate the base number of FP17s or Patient Questionnaire responses are less than 100. N/A is shown where the base number of responses is less than 10 during the period. % is calculated as Quantity/Base number*100

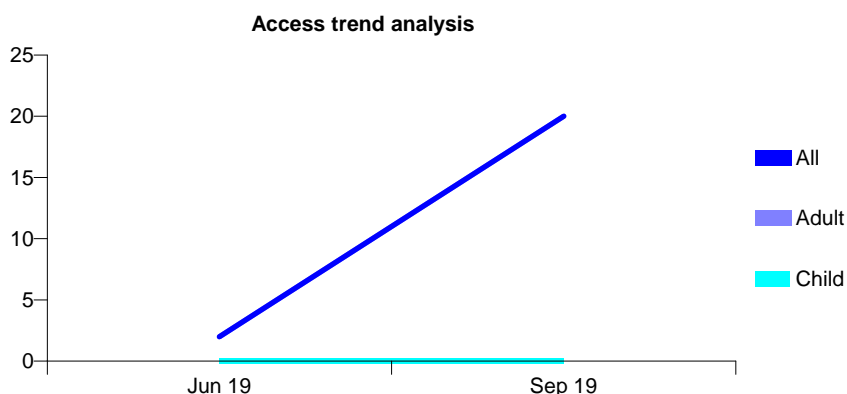
Q61 - Vital Signs At a Glance Contract Report for 101129/0000 - September 2019

Name or company name	Mos Solutions Ltd
Contract type name	PDS Contract
Purpose of contract	General
Contract start date	01/04/2019
Contract end date	31/03/2023

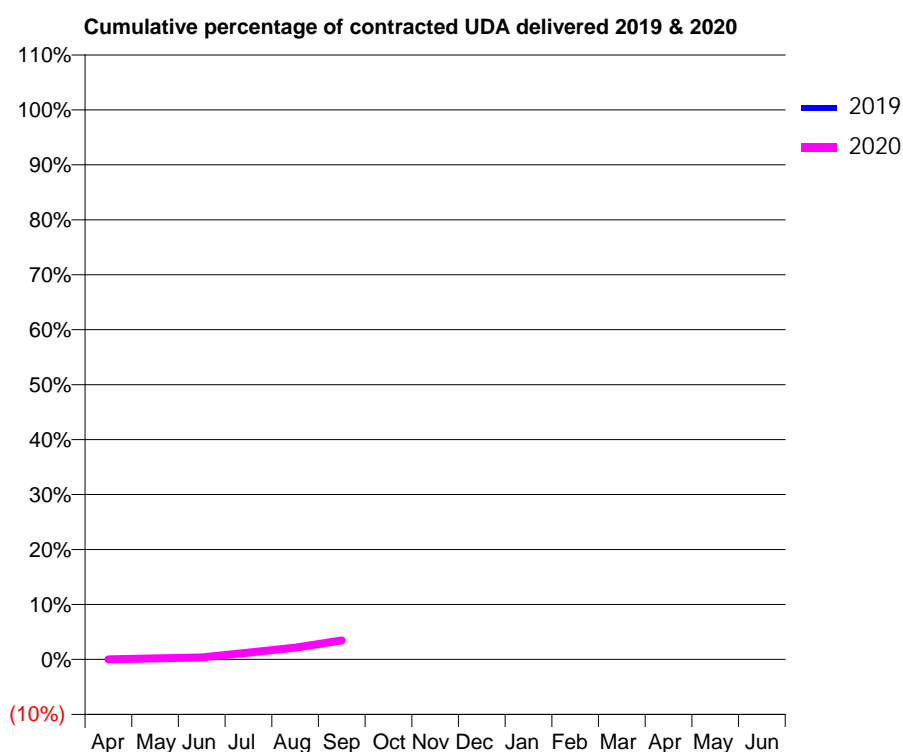
19/20 Contracted general activity (UDA)	6,297
Carry forward general activity (UDA)	0
19/20 Contracted orthodontic activity (UOA)	0
Carry forward orthodontic activity (UOA)	0
Baseline contract value	£760,551.66

ACCESS*

Patients seen in 24 months	Total	Change since previous quarter
Quarter ending September 2018	0	
Quarter ending December 2018	0	
Quarter ending March 2019	0	
Quarter ending June 2019	2	↑
Quarter ending September 2019	20	↑
Variance since September 2018	N/A	



ACTIVITY



Month	Adjusted Scheduled Activity (UDA)	
	2019	2020
April	0	0
May	0	12
June	0	24
July	0	79
August	0	135
September	0	218
October	0	
November	0	
December	0	
January	0	
February	0	
March	0	
April	0	
May	0	
June	0	

QUALITY

	Quantity	Base Number	Contract	AT	Region	England
% of FP17s for the same patient ID Re-attending within 3 months - Children	0	2	0.0%	11.1%	12.0%	11.5%
% of FP17s for the same patient ID Re-attending within 3 months - Adults	0	84	0.0%	16.6%	17.2%	15.4%
% of FP17s for the same patient ID Re-attending between 3 & 9 months - Children	0	2	0.0%	45.5%	49.4%	59.7%
% of FP17s for the same patient ID Re-attending between 3 & 9 months - Adults	0	84	0.0%	37.1%	39.2%	51.7%
% of FP17s for Band 1 Urgent Courses	0	86	0.0%	11.3%	11.0%	9.2%
% of FP17s Relating to Free Repair or Replacements	0	86	0.0%	0.5%	0.5%	0.7%
% of FP17s Relating to Continuations	0	86	0.0%	0.7%	0.7%	0.8%
% of Patients satisfied with the dentistry they have received	0	0	N/A	91.5%	90.9%	93.5%
% of Patients satisfied with the time they had to wait for an appointment	0	0	N/A	80.9%	83.7%	87.4%

* This is based on patients treated on this contract for their most recent course of treatment. Figures in italics indicate the base number of FP17s or Patient Questionnaire responses are less than 100. N/A is shown where the base number of responses is less than 10 during the period. % is calculated as Quantity/Base number*100

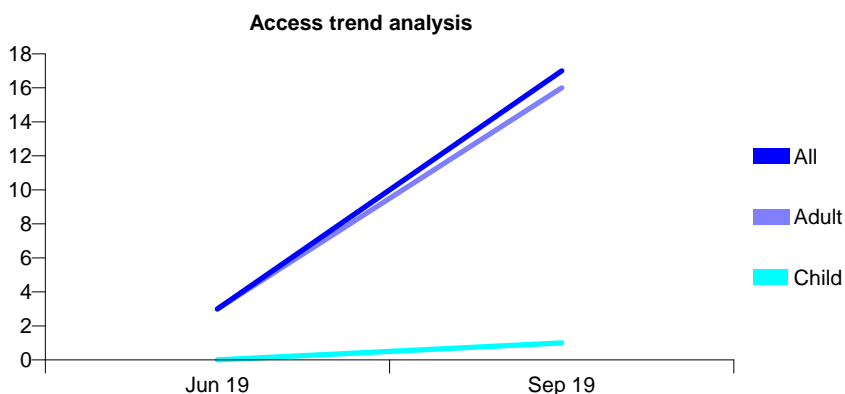
Q61 - Vital Signs At a Glance Contract Report for 101130/0000 - September 2019

Name or company name	Newham Family Dental Care Ltd
Contract type name	PDS Contract
Purpose of contract	General
Contract start date	01/04/2019
Contract end date	31/03/2023

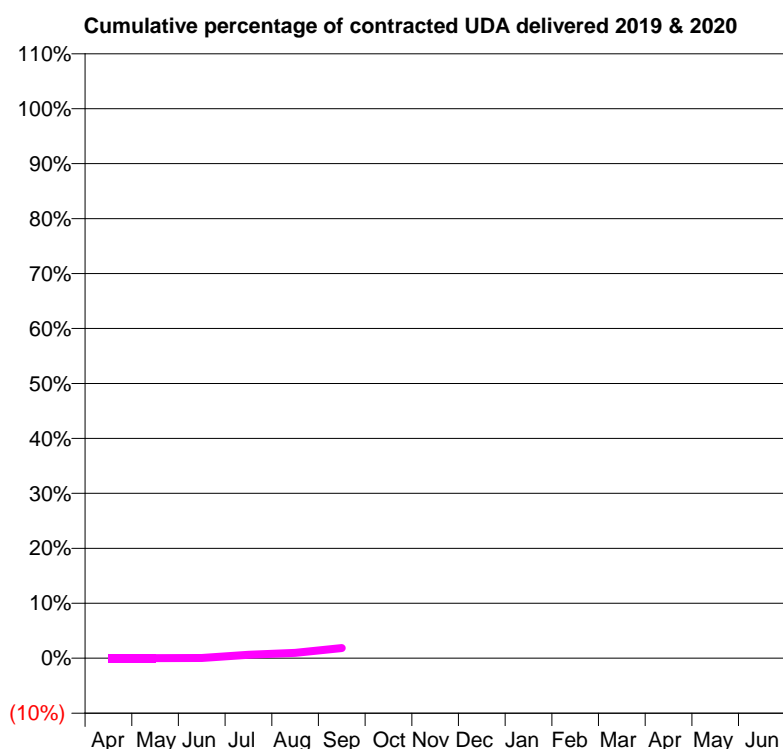
19/20 Contracted general activity (UDA)	7,521
Carry forward general activity (UDA)	0
19/20 Contracted orthodontic activity (UOA)	0
Carry forward orthodontic activity (UOA)	0
Baseline contract value	£908,386.38

ACCESS*

Patients seen in 24 months	Total	Change since previous quarter
Quarter ending September 2018	0	
Quarter ending December 2018	0	
Quarter ending March 2019	0	
Quarter ending June 2019	3	↑
Quarter ending September 2019	17	↑
Variance since September 2018	N/A	



ACTIVITY



Month	Adjusted Scheduled Activity (UDA)	
	2019	2020
April	0	0
May	0	0
June	0	3
July	0	47
August	0	74
September	0	139
October	0	
November	0	
December	0	
January	0	
February	0	
March	0	
April	0	
May	0	
June	0	

QUALITY

	Quantity	Base Number	Contract	AT	Region	England
% of FP17s for the same patient ID Re-attending within 3 months - Children	0	4	0.0%	11.1%	12.0%	11.5%
% of FP17s for the same patient ID Re-attending within 3 months - Adults	0	45	0.0%	16.6%	17.2%	15.4%
% of FP17s for the same patient ID Re-attending between 3 & 9 months - Children	0	4	0.0%	45.5%	49.4%	59.7%
% of FP17s for the same patient ID Re-attending between 3 & 9 months - Adults	0	45	0.0%	37.1%	39.2%	51.7%
% of FP17s for Band 1 Urgent Courses	0	49	0.0%	11.3%	11.0%	9.2%
% of FP17s Relating to Free Repair or Replacements	0	49	0.0%	0.5%	0.5%	0.7%
% of FP17s Relating to Continuations	0	49	0.0%	0.7%	0.7%	0.8%
% of Patients satisfied with the dentistry they have received	0	0	N/A	91.5%	90.9%	93.5%
% of Patients satisfied with the time they had to wait for an appointment	0	0	N/A	80.9%	83.7%	87.4%

* This is based on patients treated on this contract for their most recent course of treatment.

Figures in italics indicate the base number of FP17s or Patient Questionnaire responses are less than 100. N/A is shown where the base number of responses is less than 10 during the period. % is calculated as Quantity/Base number*100

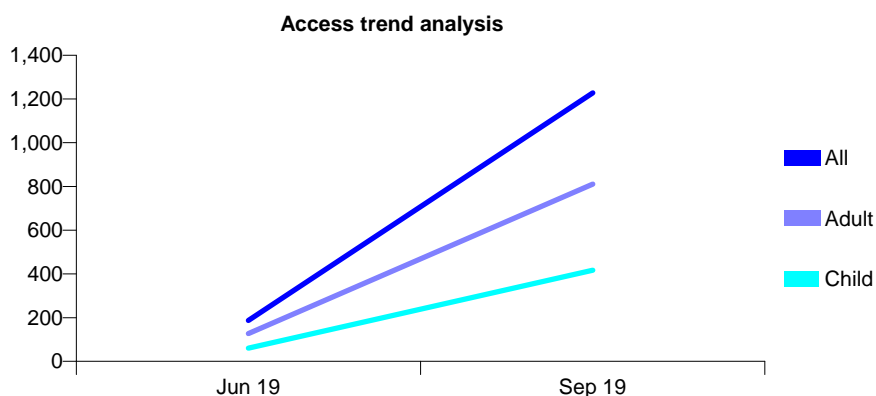
Q61 - Vital Signs At a Glance Contract Report for 101218/0000 - September 2019

Name or company name	Harford Street Dental Practice
Contract type name	GDS Contract
Purpose of contract	General
Contract start date	01/06/2019
Contract end date	

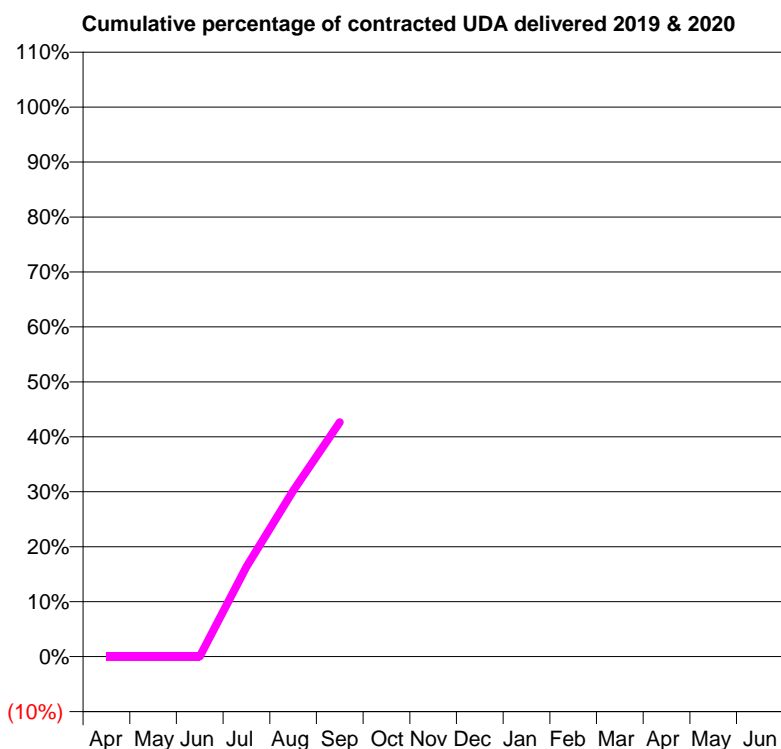
19/20 Contracted general activity (UDA)	10,833
Carry forward general activity (UDA)	0
19/20 Contracted orthodontic activity (UOA)	0
Carry forward orthodontic activity (UOA)	0
Baseline contract value	£300,622.13

ACCESS*

Patients seen in 24 months	Total	Change since previous quarter
Quarter ending September 2018	0	
Quarter ending December 2018	0	
Quarter ending March 2019	0	
Quarter ending June 2019	187	↑
Quarter ending September 2019	1,228	↑
Variance since September 2018	N/A	



ACTIVITY



Month	Adjusted Scheduled Activity (UDA)	
	2019	2020
April	0	0
May	0	0
June	0	0
July	0	1,771
August	0	3,270
September	0	4,620
October	0	
November	0	
December	0	
January	0	
February	0	
March	0	
April	0	
May	0	
June	0	

QUALITY

	Quantity	Base Number	Contract	AT	Region	England
% of FP17s for the same patient ID Re-attending within 3 months - Children	13	412	3.2%	11.1%	12.0%	11.5%
% of FP17s for the same patient ID Re-attending within 3 months - Adults	73	892	8.2%	16.6%	17.2%	15.4%
% of FP17s for the same patient ID Re-attending between 3 & 9 months - Children	0	412	0.0%	45.5%	49.4%	59.7%
% of FP17s for the same patient ID Re-attending between 3 & 9 months - Adults	2	892	0.2%	37.1%	39.2%	51.7%
% of FP17s for Band 1 Urgent Courses	164	1,304	12.6%	11.3%	11.0%	9.2%
% of FP17s Relating to Free Repair or Replacements	16	1,304	1.2%	0.5%	0.5%	0.7%
% of FP17s Relating to Continuations	5	1,304	0.4%	0.7%	0.7%	0.8%
% of Patients satisfied with the dentistry they have received	0	0	N/A	91.5%	90.9%	93.5%
% of Patients satisfied with the time they had to wait for an appointment	0	0	N/A	80.9%	83.7%	87.4%

* This is based on patients treated on this contract for their most recent course of treatment. Figures in italics indicate the base number of FP17s or Patient Questionnaire responses are less than 100. N/A is shown where the base number of responses is less than 10 during the period. % is calculated as Quantity/Base number*100

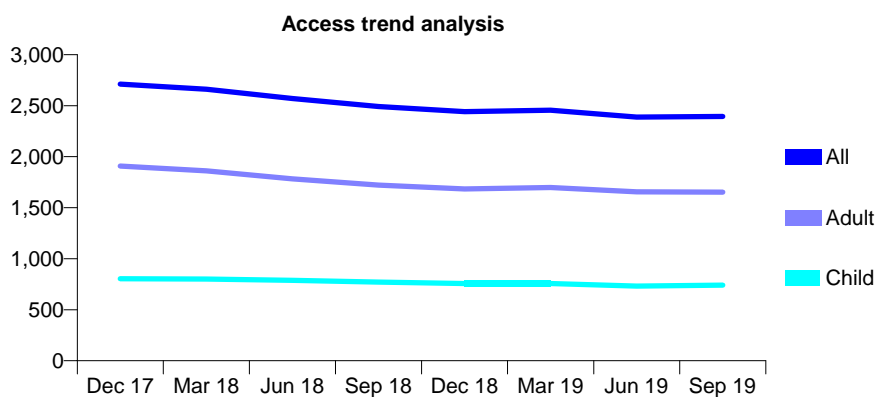
Q61 - Vital Signs At a Glance Contract Report for 101281/0037 - September 2019

Name or company name	OASIS DENTAL CARE LTD
Contract type name	GDS Contract
Purpose of contract	General
Contract start date	01/04/2006
Contract end date	

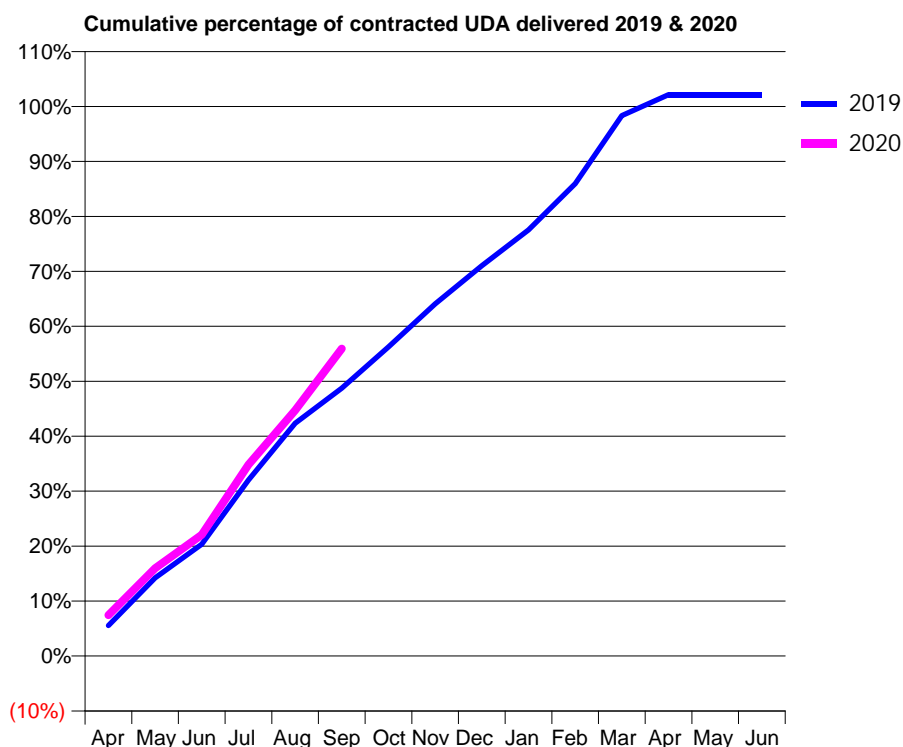
19/20 Contracted general activity (UDA)	5,905
Carry forward general activity (UDA)	-118
19/20 Contracted orthodontic activity (UOA)	0
Carry forward orthodontic activity (UOA)	0
Baseline contract value	£143,231.19

ACCESS*

Patients seen in 24 months	Total	Change since previous quarter
Quarter ending September 2018	2,492	
Quarter ending December 2018	2,441	↓
Quarter ending March 2019	2,455	→
Quarter ending June 2019	2,387	↓
Quarter ending September 2019	2,394	→
Variance since September 2018	(3.9%)	↓



ACTIVITY



Month	Adjusted Scheduled Activity (UDA)	
	2019	2020
April	328	440
May	841	944
June	1,202	1,304
July	1,891	2,056
August	2,501	2,640
September	2,879	3,302
October	3,321	
November	3,784	
December	4,193	
January	4,579	
February	5,075	
March	5,805	
April	6,032	
May	6,032	
June	6,032	

QUALITY

	Quantity	Base Number	Contract	AT	Region	England
% of FP17s for the same patient ID Re-attending within 3 months - Children	42	582	7.2%	11.1%	12.0%	11.5%
% of FP17s for the same patient ID Re-attending within 3 months - Adults	196	1,139	17.2%	16.6%	17.2%	15.4%
% of FP17s for the same patient ID Re-attending between 3 & 9 months - Children	317	582	54.5%	45.5%	49.4%	59.7%
% of FP17s for the same patient ID Re-attending between 3 & 9 months - Adults	574	1,139	50.4%	37.1%	39.2%	51.7%
% of FP17s for Band 1 Urgent Courses	147	1,610	9.1%	11.3%	11.0%	9.2%
% of FP17s Relating to Free Repair or Replacements	1	1,610	0.1%	0.5%	0.5%	0.7%
% of FP17s Relating to Continuations	39	1,610	2.4%	0.7%	0.7%	0.8%
% of Patients satisfied with the dentistry they have received	0	0	N/A	91.5%	90.9%	93.5%
% of Patients satisfied with the time they had to wait for an appointment	0	0	N/A	80.9%	83.7%	87.4%

* This is based on patients treated on this contract for their most recent course of treatment. Figures in italics indicate the base number of FP17s or Patient Questionnaire responses are less than 100. N/A is shown where the base number of responses is less than 10 during the period. % is calculated as Quantity/Base number*100

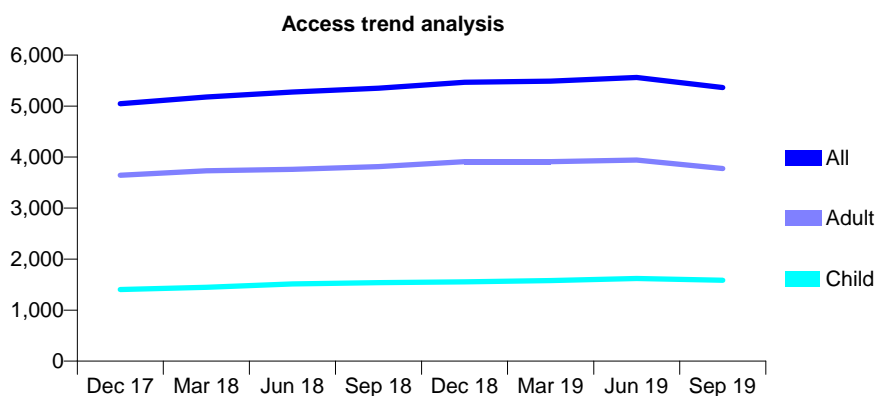
Q61 - Vital Signs At a Glance Contract Report for 101370/0143 - September 2019

Name or company name	Petrie Tucker & Partners Ltd
Contract type name	GDS Contract
Purpose of contract	General and Orthodontic
Contract start date	01/04/2015
Contract end date	

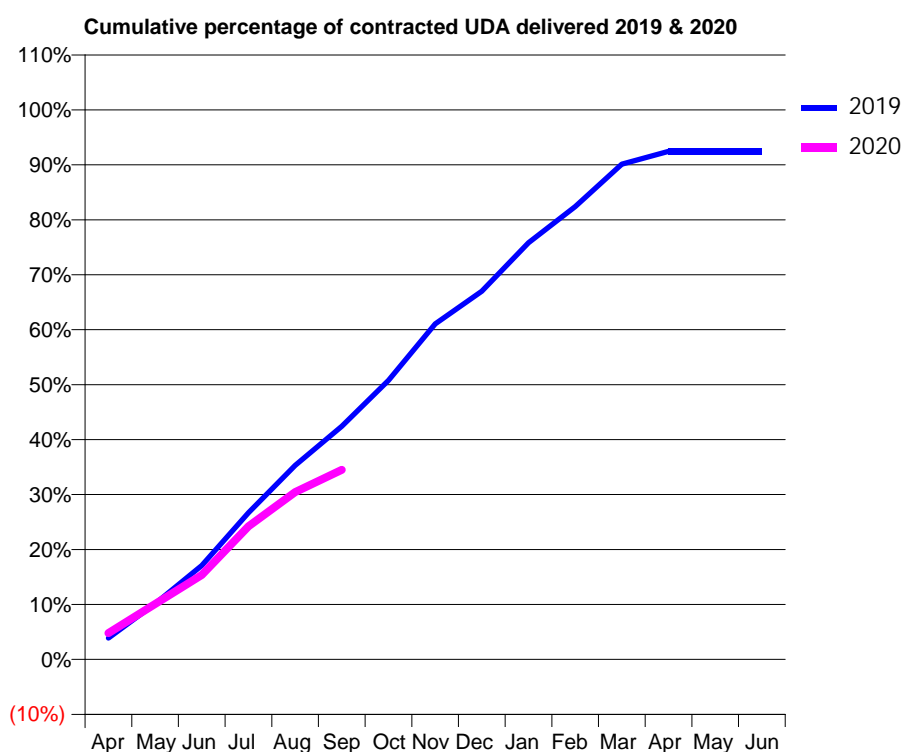
19/20 Contracted general activity (UDA)	18,993
Carry forward general activity (UDA)	0
19/20 Contracted orthodontic activity (UOA)	1,381
Carry forward orthodontic activity (UOA)	0
Baseline contract value	£578,646.08

ACCESS*

Patients seen in 24 months	Total	Change since previous quarter
Quarter ending September 2018	5,351	
Quarter ending December 2018	5,465	↑
Quarter ending March 2019	5,490	→
Quarter ending June 2019	5,560	→
Quarter ending September 2019	5,363	↓
Variance since September 2018	0.2%	→



ACTIVITY



Month	2019	2020
April	740	911
May	1,930	1,922
June	3,248	2,918
July	5,074	4,595
August	6,708	5,782
September	8,058	6,550
October	9,644	
November	11,594	
December	12,724	
January	14,399	
February	15,649	
March	17,117	
April	17,556	
May	17,556	
June	17,558	

QUALITY

	Quantity	Base Number	Contract	AT	Region	England
% of FP17s for the same patient ID Re-attending within 3 months - Children	83	975	8.5%	11.1%	12.0%	11.5%
% of FP17s for the same patient ID Re-attending within 3 months - Adults	207	1,707	12.1%	16.6%	17.2%	15.4%
% of FP17s for the same patient ID Re-attending between 3 & 9 months - Children	577	975	59.2%	45.5%	49.4%	59.7%
% of FP17s for the same patient ID Re-attending between 3 & 9 months - Adults	772	1,707	45.2%	37.1%	39.2%	51.7%
% of FP17s for Band 1 Urgent Courses	70	2,451	2.9%	11.3%	11.0%	9.2%
% of FP17s Relating to Free Repair or Replacements	24	2,451	1.0%	0.5%	0.5%	0.7%
% of FP17s Relating to Continuations	59	2,451	2.4%	0.7%	0.7%	0.8%
% of Patients satisfied with the dentistry they have received	0	0	N/A	91.5%	90.9%	93.5%
% of Patients satisfied with the time they had to wait for an appointment	0	0	N/A	80.9%	83.7%	87.4%

* This is based on patients treated on this contract for their most recent course of treatment. Figures in italics indicate the base number of FP17s or Patient Questionnaire responses are less than 100. N/A is shown where the base number of responses is less than 10 during the period. % is calculated as Quantity/Base number*100

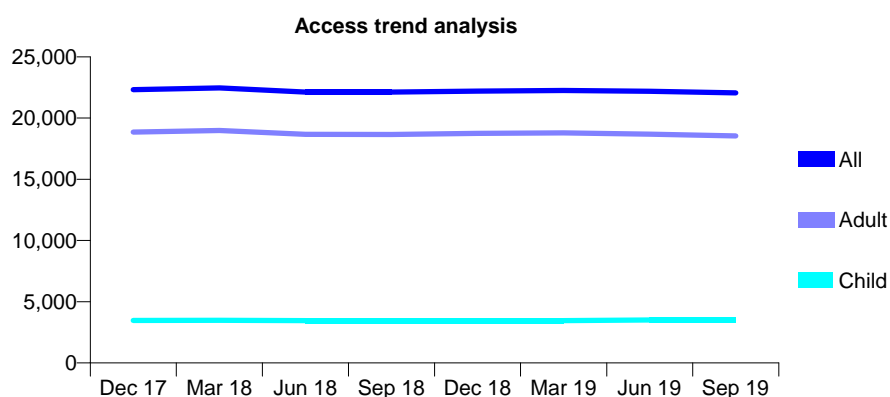
Q61 - Vital Signs At a Glance Contract Report for 101877/0001 - September 2019

Name or company name	Pickerings Dental Surgeries Ltd.
Contract type name	GDS Contract
Purpose of contract	General
Contract start date	01/04/2006
Contract end date	

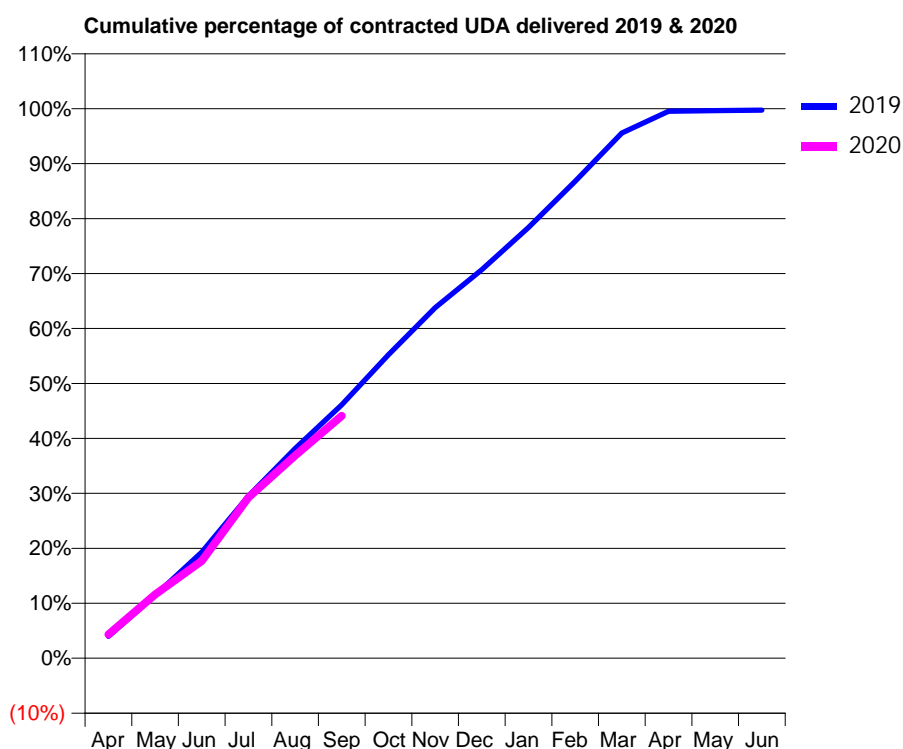
19/20 Contracted general activity (UDA)	54,000
Carry forward general activity (UDA)	148
19/20 Contracted orthodontic activity (UOA)	0
Carry forward orthodontic activity (UOA)	0
Baseline contract value	£1,809,349.55

ACCESS*

Patients seen in 24 months	Total	Change since previous quarter
Quarter ending September 2018	22,125	
Quarter ending December 2018	22,205	→
Quarter ending March 2019	22,254	→
Quarter ending June 2019	22,194	→
Quarter ending September 2019	22,066	→
Variance since September 2018	(0.3%)	→



ACTIVITY



Month	2019	2020
April	2,152	2,336
May	6,193	6,270
June	10,420	9,557
July	15,940	15,797
August	20,604	19,905
September	24,899	23,818
October	29,836	
November	34,449	
December	38,174	
January	42,314	
February	46,871	
March	51,599	
April	53,742	
May	53,802	
June	53,851	

QUALITY

	Quantity	Base Number	Contract	AT	Region	England
% of FP17s for the same patient ID Re-attending within 3 months - Children	120	2,064	5.8%	11.1%	12.0%	11.5%
% of FP17s for the same patient ID Re-attending within 3 months - Adults	814	8,278	9.8%	16.6%	17.2%	15.4%
% of FP17s for the same patient ID Re-attending between 3 & 9 months - Children	779	2,064	37.7%	45.5%	49.4%	59.7%
% of FP17s for the same patient ID Re-attending between 3 & 9 months - Adults	2,351	8,278	28.4%	37.1%	39.2%	51.7%
% of FP17s for Band 1 Urgent Courses	994	9,537	10.4%	11.3%	11.0%	9.2%
% of FP17s Relating to Free Repair or Replacements	44	9,537	0.5%	0.5%	0.5%	0.7%
% of FP17s Relating to Continuations	47	9,537	0.5%	0.7%	0.7%	0.8%
% of Patients satisfied with the dentistry they have received	1	2	N/A	91.5%	90.9%	93.5%
% of Patients satisfied with the time they had to wait for an appointment	1	2	N/A	80.9%	83.7%	87.4%

* This is based on patients treated on this contract for their most recent course of treatment.

Figures in italics indicate the base number of FP17s or Patient Questionnaire responses are less than 100. N/A is shown where the base number of responses is less than 10 during the period. % is calculated as Quantity/Base number*100

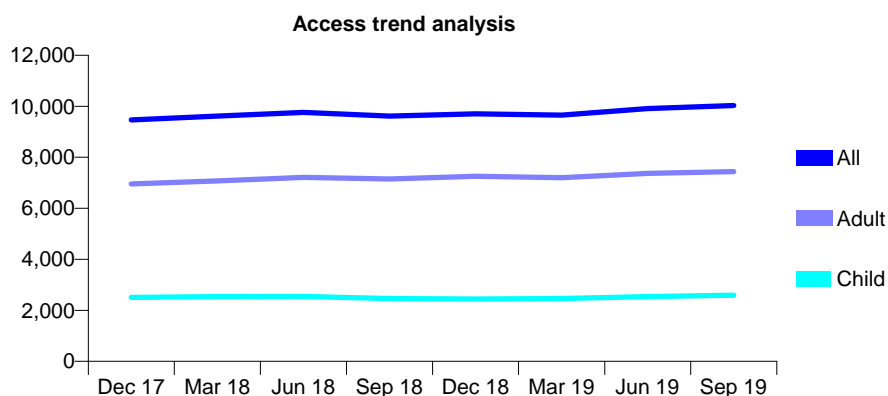
Q61 - Vital Signs At a Glance Contract Report for 102520/0001 - September 2019

Name or company name	Clements Road Dental
Contract type name	GDS Contract
Purpose of contract	General
Contract start date	07/07/2008
Contract end date	

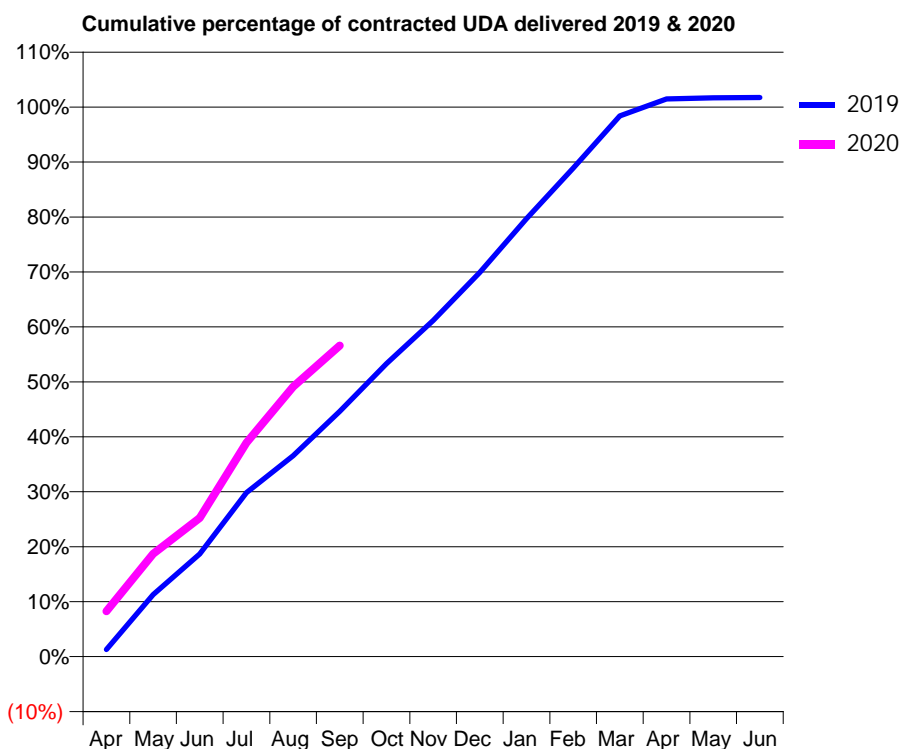
19/20 Contracted general activity (UDA)	25,935
Carry forward general activity (UDA)	-451
19/20 Contracted orthodontic activity (UOA)	0
Carry forward orthodontic activity (UOA)	0
Baseline contract value	£948,627.96

ACCESS*

Patients seen in 24 months	Total	Change since previous quarter
Quarter ending September 2018	9,615	
Quarter ending December 2018	9,700	→
Quarter ending March 2019	9,655	→
Quarter ending June 2019	9,909	↑
Quarter ending September 2019	10,032	→
Variance since September 2018	4.3%	↑



ACTIVITY



Month	Adjusted Scheduled Activity (UDA)	
	2019	2020
April	338	2,141
May	2,932	4,857
June	4,845	6,541
July	7,737	10,097
August	9,481	12,737
September	11,577	14,681
October	13,826	
November	15,865	
December	18,128	
January	20,669	
February	23,056	
March	25,515	
April	26,319	
May	26,370	
June	26,387	

QUALITY

	Quantity	Base Number	Contract	AT	Region	England
% of FP17s for the same patient ID Re-attending within 3 months - Children	160	1,557	10.3%	11.1%	12.0%	11.5%
% of FP17s for the same patient ID Re-attending within 3 months - Adults	878	4,419	19.9%	16.6%	17.2%	15.4%
% of FP17s for the same patient ID Re-attending between 3 & 9 months - Children	678	1,557	43.5%	45.5%	49.4%	59.7%
% of FP17s for the same patient ID Re-attending between 3 & 9 months - Adults	1,529	4,419	34.6%	37.1%	39.2%	51.7%
% of FP17s for Band 1 Urgent Courses	1,024	5,525	18.5%	11.3%	11.0%	9.2%
% of FP17s Relating to Free Repair or Replacements	20	5,525	0.4%	0.5%	0.5%	0.7%
% of FP17s Relating to Continuations	23	5,525	0.4%	0.7%	0.7%	0.8%
% of Patients satisfied with the dentistry they have received	5	5	N/A	91.5%	90.9%	93.5%
% of Patients satisfied with the time they had to wait for an appointment	3	5	N/A	80.9%	83.7%	87.4%

* This is based on patients treated on this contract for their most recent course of treatment. Figures in italics indicate the base number of FP17s or Patient Questionnaire responses are less than 100. N/A is shown where the base number of responses is less than 10 during the period. % is calculated as Quantity/Base number*100

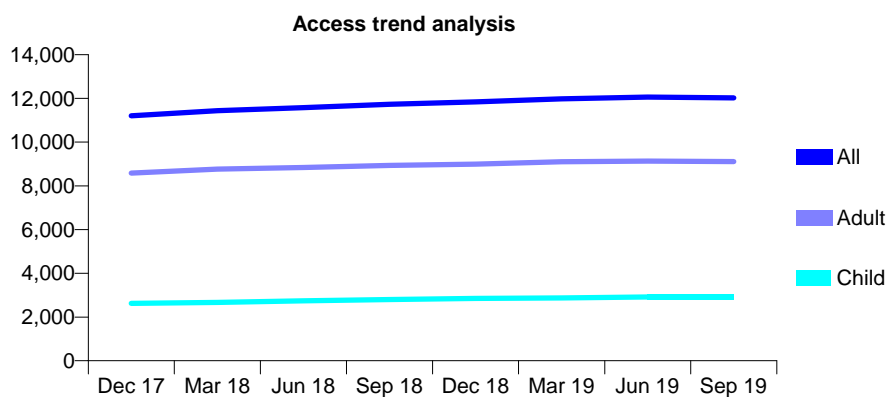
Q61 - Vital Signs At a Glance Contract Report for 102911/0001 - September 2019

Name or company name	Mawney (DS) Limited
Contract type name	GDS Contract
Purpose of contract	General
Contract start date	01/04/2011
Contract end date	

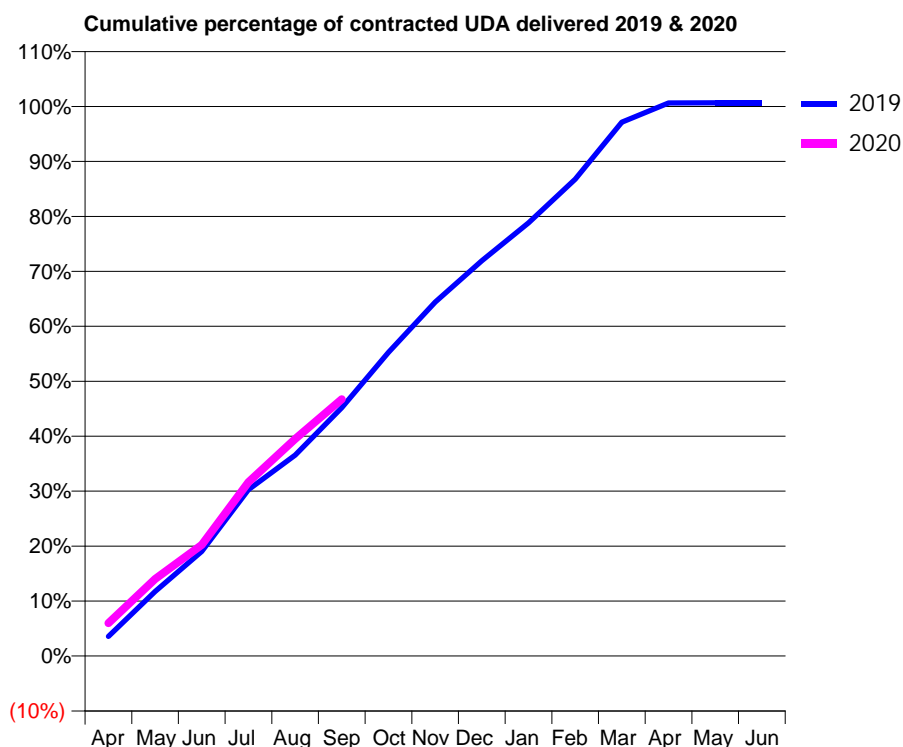
19/20 Contracted general activity (UDA)	33,191
Carry forward general activity (UDA)	-212
19/20 Contracted orthodontic activity (UOA)	0
Carry forward orthodontic activity (UOA)	0
Baseline contract value	£1,028,591.23

ACCESS*

Patients seen in 24 months	Total	Change since previous quarter
Quarter ending September 2018	11,735	
Quarter ending December 2018	11,845	→
Quarter ending March 2019	11,976	→
Quarter ending June 2019	12,056	→
Quarter ending September 2019	12,028	→
Variance since September 2018	2.5%	↑



ACTIVITY



Month	Adjusted Scheduled Activity (UDA)	
	2019	2020
April	1,188	1,989
May	3,902	4,649
June	6,320	6,713
July	10,049	10,501
August	12,134	13,108
September	15,005	15,510
October	18,347	
November	21,374	
December	23,870	
January	26,168	
February	28,802	
March	32,235	
April	33,401	
May	33,404	
June	33,404	

QUALITY

	Quantity	Base Number	Contract	AT	Region	England
% of FP17s for the same patient ID Re-attending within 3 months - Children	129	1,764	7.3%	11.1%	12.0%	11.5%
% of FP17s for the same patient ID Re-attending within 3 months - Adults	866	5,276	16.4%	16.6%	17.2%	15.4%
% of FP17s for the same patient ID Re-attending between 3 & 9 months - Children	702	1,764	39.8%	45.5%	49.4%	59.7%
% of FP17s for the same patient ID Re-attending between 3 & 9 months - Adults	1,973	5,276	37.4%	37.1%	39.2%	51.7%
% of FP17s for Band 1 Urgent Courses	900	6,649	13.5%	11.3%	11.0%	9.2%
% of FP17s Relating to Free Repair or Replacements	111	6,649	1.7%	0.5%	0.5%	0.7%
% of FP17s Relating to Continuations	97	6,649	1.5%	0.7%	0.7%	0.8%
% of Patients satisfied with the dentistry they have received	3	3	N/A	91.5%	90.9%	93.5%
% of Patients satisfied with the time they had to wait for an appointment	3	3	N/A	80.9%	83.7%	87.4%

* This is based on patients treated on this contract for their most recent course of treatment. Figures in italics indicate the base number of FP17s or Patient Questionnaire responses are less than 100. N/A is shown where the base number of responses is less than 10 during the period. % is calculated as Quantity/Base number*100

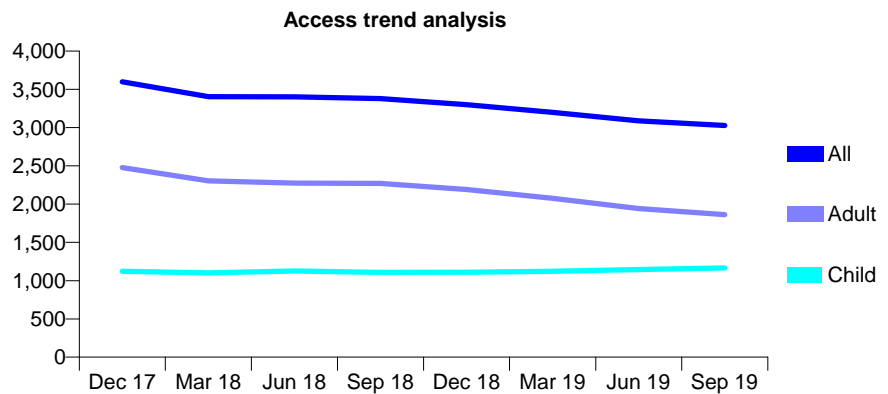
Q61 - Vital Signs At a Glance Contract Report for 103551/0002 - September 2019

Name or company name	Excel Dental Care
Contract type name	GDS Contract
Purpose of contract	General
Contract start date	01/10/2007
Contract end date	

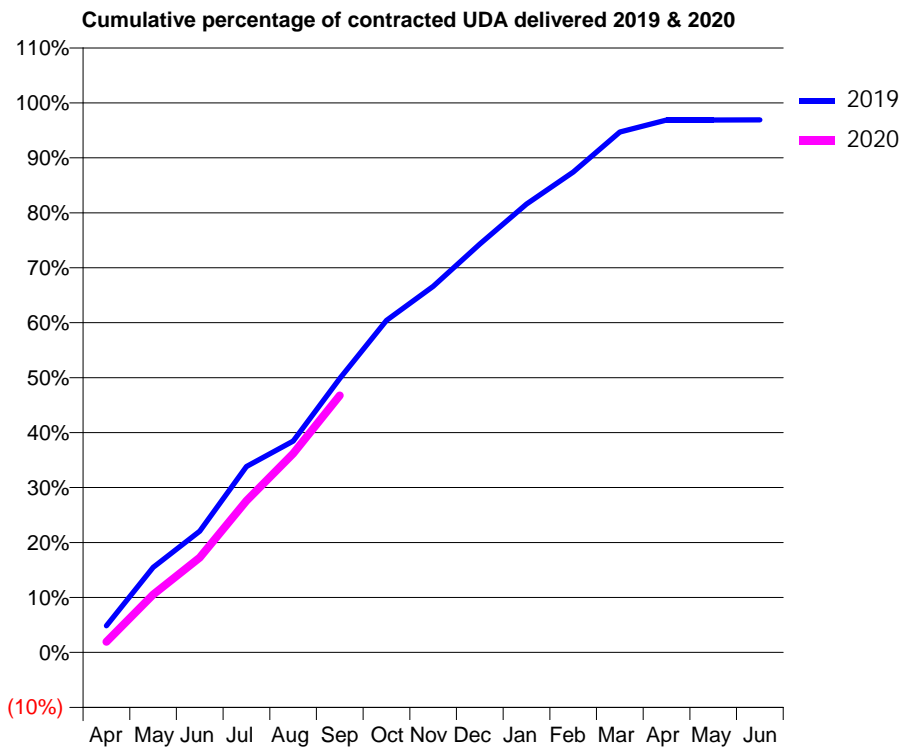
19/20 Contracted general activity (UDA)	8,000
Carry forward general activity (UDA)	246
19/20 Contracted orthodontic activity (UOA)	0
Carry forward orthodontic activity (UOA)	0
Baseline contract value	£207,455.06

ACCESS*

Patients seen in 24 months	Total	Change since previous quarter
Quarter ending September 2018	3,378	
Quarter ending December 2018	3,301	↓
Quarter ending March 2019	3,199	↓
Quarter ending June 2019	3,087	↓
Quarter ending September 2019	3,029	↓
Variance since September 2018	(10.3%)	↓



ACTIVITY



Month	Adjusted Scheduled Activity (UDA)	
	2019	2020
April	388	156
May	1,239	844
June	1,766	1,381
July	2,705	2,208
August	3,076	2,895
September	3,986	3,740
October	4,833	
November	5,330	
December	5,944	
January	6,527	
February	6,992	
March	7,574	
April	7,748	
May	7,752	
June	7,754	

QUALITY

	Quantity	Base Number	Contract	AT	Region	England
% of FP17s for the same patient ID Re-attending within 3 months - Children	116	939	12.4%	11.1%	12.0%	11.5%
% of FP17s for the same patient ID Re-attending within 3 months - Adults	182	996	18.3%	16.6%	17.2%	15.4%
% of FP17s for the same patient ID Re-attending between 3 & 9 months - Children	518	939	55.2%	45.5%	49.4%	59.7%
% of FP17s for the same patient ID Re-attending between 3 & 9 months - Adults	308	996	30.9%	37.1%	39.2%	51.7%
% of FP17s for Band 1 Urgent Courses	66	1,586	4.2%	11.3%	11.0%	9.2%
% of FP17s Relating to Free Repair or Replacements	7	1,586	0.4%	0.5%	0.5%	0.7%
% of FP17s Relating to Continuations	1	1,586	0.1%	0.7%	0.7%	0.8%
% of Patients satisfied with the dentistry they have received	0	0	N/A	91.5%	90.9%	93.5%
% of Patients satisfied with the time they had to wait for an appointment	0	0	N/A	80.9%	83.7%	87.4%

* This is based on patients treated on this contract for their most recent course of treatment. Figures in italics indicate the base number of FP17s or Patient Questionnaire responses are less than 100. N/A is shown where the base number of responses is less than 10 during the period. % is calculated as Quantity/Base number*100

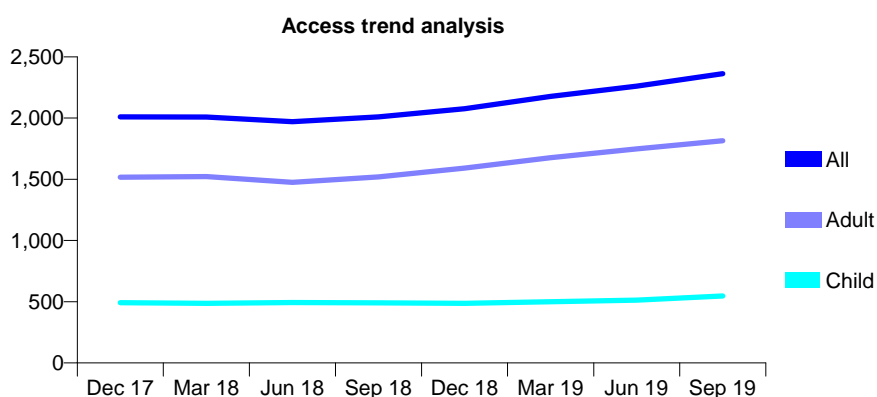
Q61 - Vital Signs At a Glance Contract Report for 104396/0001 - September 2019

Name or company name	S Cowley, R Ingham and J Angelo
Contract type name	GDS Contract
Purpose of contract	General
Contract start date	01/08/2014
Contract end date	

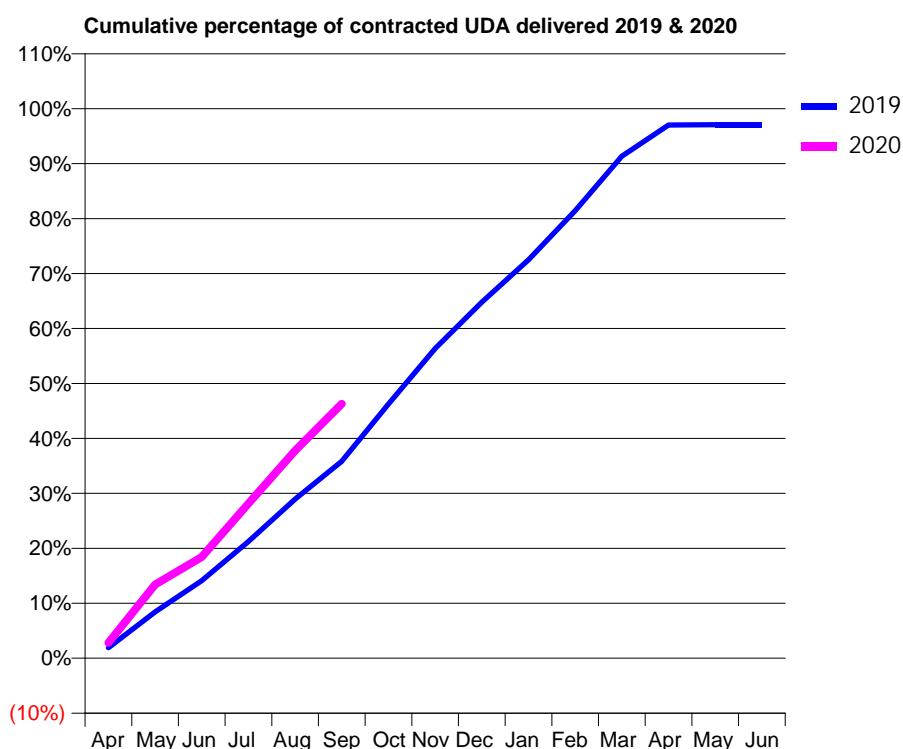
19/20 Contracted general activity (UDA)	7,568
Carry forward general activity (UDA)	221
19/20 Contracted orthodontic activity (UOA)	0
Carry forward orthodontic activity (UOA)	0
Baseline contract value	£303,557.85

ACCESS*

Patients seen in 24 months	Total	Change since previous quarter
Quarter ending September 2018	2,010	
Quarter ending December 2018	2,077	↑
Quarter ending March 2019	2,177	↑
Quarter ending June 2019	2,261	↑
Quarter ending September 2019	2,362	↑
Variance since September 2018	17.5%	↑



ACTIVITY



Month	2019	2020
April	144	214
May	638	1,015
June	1,068	1,395
July	1,608	2,130
August	2,192	2,861
September	2,712	3,502
October	3,501	
November	4,265	
December	4,902	
January	5,487	
February	6,163	
March	6,911	
April	7,344	
May	7,347	
June	7,346	

QUALITY

	Quantity	Base Number	Contract	AT	Region	England
% of FP17s for the same patient ID Re-attending within 3 months - Children	38	313	12.1%	11.1%	12.0%	11.5%
% of FP17s for the same patient ID Re-attending within 3 months - Adults	171	1,025	16.7%	16.6%	17.2%	15.4%
% of FP17s for the same patient ID Re-attending between 3 & 9 months - Children	110	313	35.1%	45.5%	49.4%	59.7%
% of FP17s for the same patient ID Re-attending between 3 & 9 months - Adults	275	1,025	26.8%	37.1%	39.2%	51.7%
% of FP17s for Band 1 Urgent Courses	197	1,228	16.0%	11.3%	11.0%	9.2%
% of FP17s Relating to Free Repair or Replacements	18	1,228	1.5%	0.5%	0.5%	0.7%
% of FP17s Relating to Continuations	14	1,228	1.1%	0.7%	0.7%	0.8%
% of Patients satisfied with the dentistry they have received	1	1	N/A	91.5%	90.9%	93.5%
% of Patients satisfied with the time they had to wait for an appointment	0	1	N/A	80.9%	83.7%	87.4%

* This is based on patients treated on this contract for their most recent course of treatment. Figures in italics indicate the base number of FP17s or Patient Questionnaire responses are less than 100. N/A is shown where the base number of responses is less than 10 during the period. % is calculated as Quantity/Base number*100

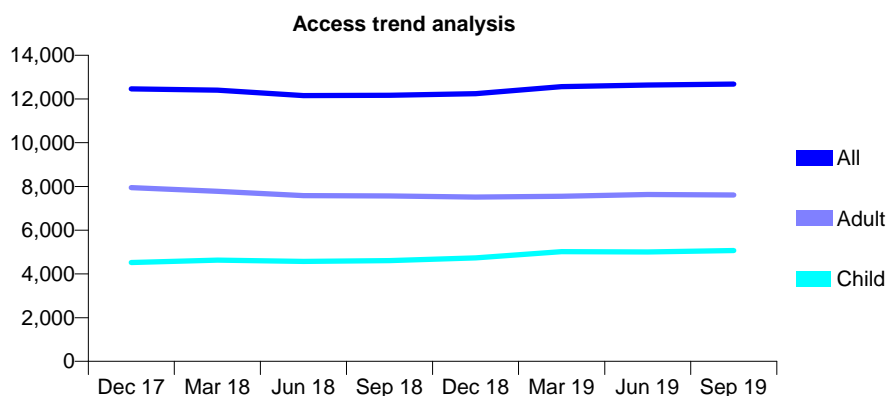
Q61 - Vital Signs At a Glance Contract Report for 104817/0001 - September 2019

Name or company name	Ms G Staneviciene and Mr J Schonberg
Contract type name	GDS Contract
Purpose of contract	General
Contract start date	01/09/2012
Contract end date	

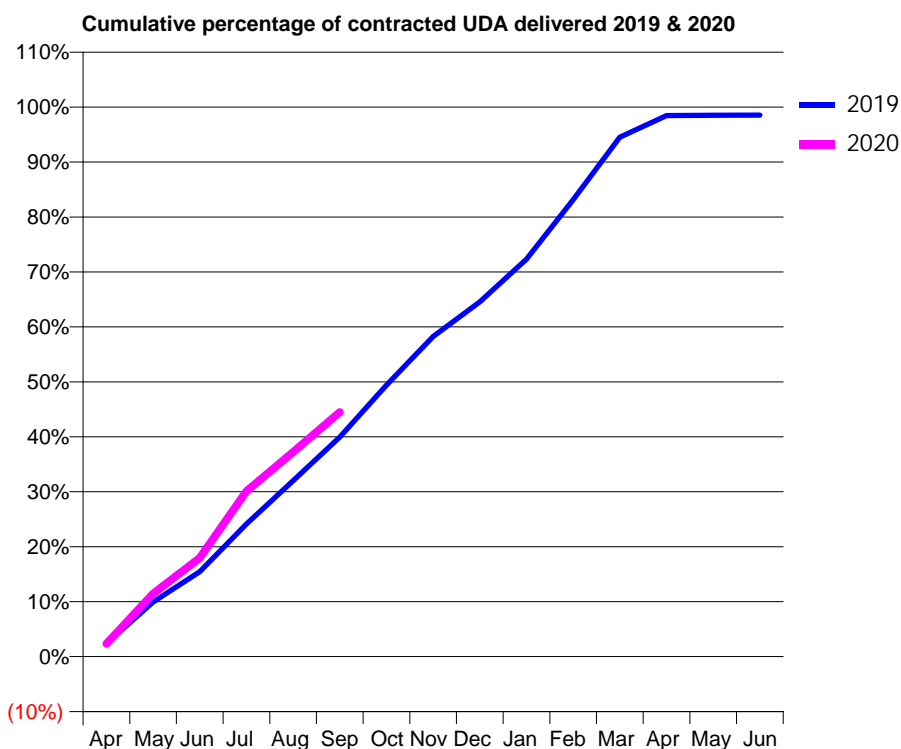
19/20 Contracted general activity (UDA)	34,092
Carry forward general activity (UDA)	502
19/20 Contracted orthodontic activity (UOA)	0
Carry forward orthodontic activity (UOA)	0
Baseline contract value	£1,342,977.83

ACCESS*

Patients seen in 24 months	Total	Change since previous quarter
Quarter ending September 2018	12,175	
Quarter ending December 2018	12,246	→
Quarter ending March 2019	12,566	↑
Quarter ending June 2019	12,638	→
Quarter ending September 2019	12,677	→
Variance since September 2018	4.1%	↑



ACTIVITY



Month	Adjusted Scheduled Activity (UDA)	
	2019	2020
April	804	801
May	3,393	3,912
June	5,262	6,122
July	8,228	10,266
August	10,920	12,692
September	13,612	15,171
October	16,847	
November	19,858	
December	22,011	
January	24,662	
February	28,344	
March	32,218	
April	33,557	
May	33,583	
June	33,590	

QUALITY

	Quantity	Base Number	Contract	AT	Region	England
% of FP17s for the same patient ID Re-attending within 3 months - Children	201	2,982	6.7%	11.1%	12.0%	11.5%
% of FP17s for the same patient ID Re-attending within 3 months - Adults	757	4,613	16.4%	16.6%	17.2%	15.4%
% of FP17s for the same patient ID Re-attending between 3 & 9 months - Children	994	2,982	33.3%	45.5%	49.4%	59.7%
% of FP17s for the same patient ID Re-attending between 3 & 9 months - Adults	1,732	4,613	37.5%	37.1%	39.2%	51.7%
% of FP17s for Band 1 Urgent Courses	599	7,026	8.5%	11.3%	11.0%	9.2%
% of FP17s Relating to Free Repair or Replacements	44	7,026	0.6%	0.5%	0.5%	0.7%
% of FP17s Relating to Continuations	6	7,026	0.1%	0.7%	0.7%	0.8%
% of Patients satisfied with the dentistry they have received	2	3	N/A	91.5%	90.9%	93.5%
% of Patients satisfied with the time they had to wait for an appointment	3	3	N/A	80.9%	83.7%	87.4%

* This is based on patients treated on this contract for their most recent course of treatment. Figures in italics indicate the base number of FP17s or Patient Questionnaire responses are less than 100. N/A is shown where the base number of responses is less than 10 during the period. % is calculated as Quantity/Base number*100

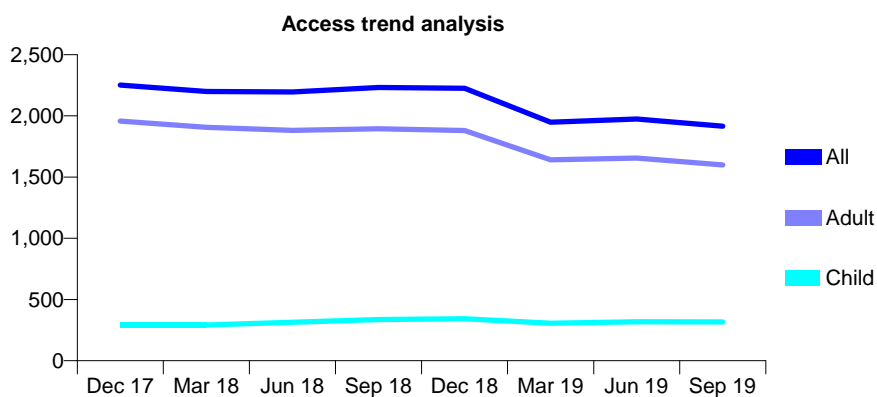
Q61 - Vital Signs At a Glance Contract Report for 105104/0001 - September 2019

Name or company name	Grays Inn Dental Surgery
Contract type name	GDS Contract
Purpose of contract	General
Contract start date	01/04/2011
Contract end date	

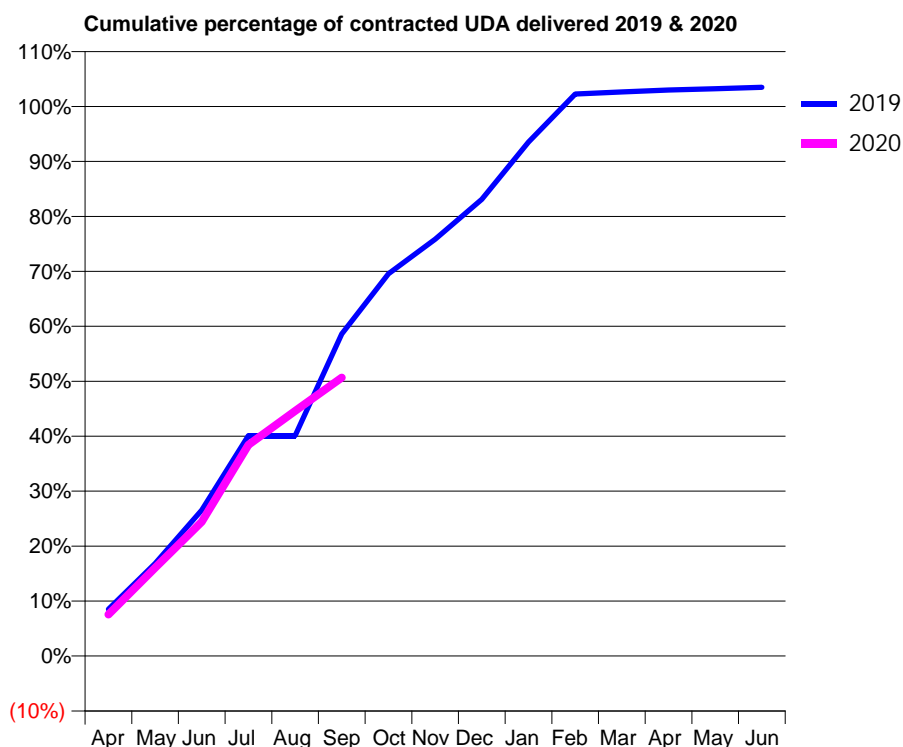
19/20 Contracted general activity (UDA)	6,178
Carry forward general activity (UDA)	-123
19/20 Contracted orthodontic activity (UOA)	0
Carry forward orthodontic activity (UOA)	0
Baseline contract value	£189,638.07

ACCESS*

Patients seen in 24 months	Total	Change since previous quarter
Quarter ending September 2018	2,232	
Quarter ending December 2018	2,225	→
Quarter ending March 2019	1,948	↓
Quarter ending June 2019	1,974	→
Quarter ending September 2019	1,916	↓
Variance since September 2018	(14.2%)	↓



ACTIVITY



Month	Adjusted Scheduled Activity (UDA)	
	2019	2020
April	528	467
May	1,041	994
June	1,640	1,509
July	2,479	2,374
August	2,479	2,756
September	3,621	3,130
October	4,297	
November	4,686	
December	5,134	
January	5,778	
February	6,318	
March	6,341	
April	6,361	
May	6,377	
June	6,393	

QUALITY

	Quantity	Base Number	Contract	AT	Region	England
% of FP17s for the same patient ID Re-attending within 3 months - Children	17	213	8.0%	11.1%	12.0%	11.5%
% of FP17s for the same patient ID Re-attending within 3 months - Adults	113	846	13.4%	16.6%	17.2%	15.4%
% of FP17s for the same patient ID Re-attending between 3 & 9 months - Children	85	213	39.9%	45.5%	49.4%	59.7%
% of FP17s for the same patient ID Re-attending between 3 & 9 months - Adults	269	846	31.8%	37.1%	39.2%	51.7%
% of FP17s for Band 1 Urgent Courses	114	1,034	11.0%	11.3%	11.0%	9.2%
% of FP17s Relating to Free Repair or Replacements	8	1,034	0.8%	0.5%	0.5%	0.7%
% of FP17s Relating to Continuations	1	1,034	0.1%	0.7%	0.7%	0.8%
% of Patients satisfied with the dentistry they have received	1	1	N/A	91.5%	90.9%	93.5%
% of Patients satisfied with the time they had to wait for an appointment	1	1	N/A	80.9%	83.7%	87.4%

* This is based on patients treated on this contract for their most recent course of treatment. Figures in italics indicate the base number of FP17s or Patient Questionnaire responses are less than 100. N/A is shown where the base number of responses is less than 10 during the period. % is calculated as Quantity/Base number*100

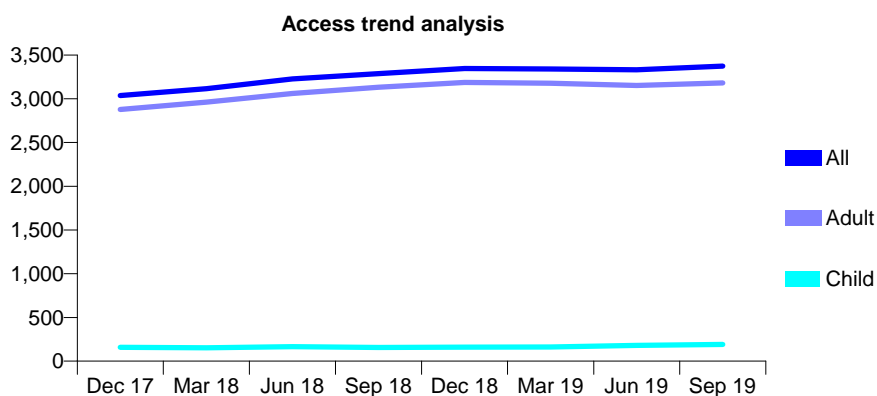
Q61 - Vital Signs At a Glance Contract Report for 105244/0001 - September 2019

Name or company name	Mr H Al-Hariri & Mrs N Al-Hariri
Contract type name	GDS Contract
Purpose of contract	General
Contract start date	01/04/2015
Contract end date	

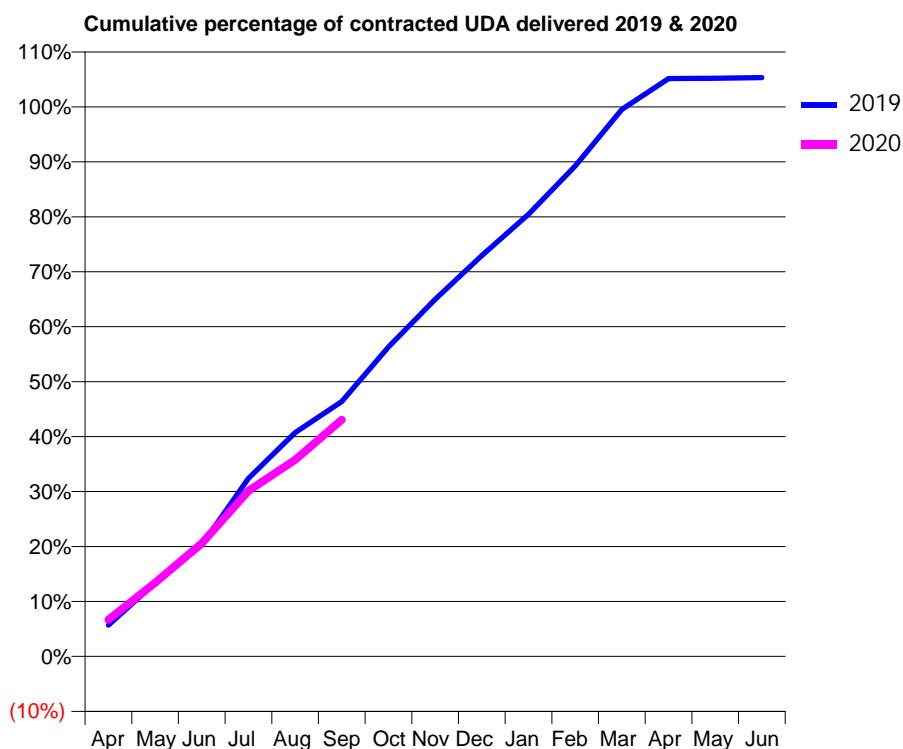
19/20 Contracted general activity (UDA)	7,000
Carry forward general activity (UDA)	-140
19/20 Contracted orthodontic activity (UOA)	0
Carry forward orthodontic activity (UOA)	0
Baseline contract value	£237,088.99

ACCESS*

Patients seen in 24 months	Total	Change since previous quarter
Quarter ending September 2018	3,288	
Quarter ending December 2018	3,347	→
Quarter ending March 2019	3,340	→
Quarter ending June 2019	3,332	→
Quarter ending September 2019	3,374	→
Variance since September 2018	2.6%	↑



ACTIVITY



Month	2019	2020
April	399	469
May	937	939
June	1,417	1,440
July	2,269	2,109
August	2,851	2,504
September	3,247	3,015
October	3,941	
November	4,548	
December	5,105	
January	5,631	
February	6,247	
March	6,966	
April	7,360	
May	7,365	
June	7,372	

QUALITY

	Quantity	Base Number	Contract	AT	Region	England
% of FP17s for the same patient ID Re-attending within 3 months - Children	2	101	2.0%	11.1%	12.0%	11.5%
% of FP17s for the same patient ID Re-attending within 3 months - Adults	101	1,324	7.6%	16.6%	17.2%	15.4%
% of FP17s for the same patient ID Re-attending between 3 & 9 months - Children	21	101	20.8%	45.5%	49.4%	59.7%
% of FP17s for the same patient ID Re-attending between 3 & 9 months - Adults	286	1,324	21.6%	37.1%	39.2%	51.7%
% of FP17s for Band 1 Urgent Courses	200	1,284	15.6%	11.3%	11.0%	9.2%
% of FP17s Relating to Free Repair or Replacements	6	1,284	0.5%	0.5%	0.5%	0.7%
% of FP17s Relating to Continuations	1	1,284	0.1%	0.7%	0.7%	0.8%
% of Patients satisfied with the dentistry they have received	0	0	N/A	91.5%	90.9%	93.5%
% of Patients satisfied with the time they had to wait for an appointment	0	0	N/A	80.9%	83.7%	87.4%

* This is based on patients treated on this contract for their most recent course of treatment. Figures in italics indicate the base number of FP17s or Patient Questionnaire responses are less than 100. N/A is shown where the base number of responses is less than 10 during the period. % is calculated as Quantity/Base number*100

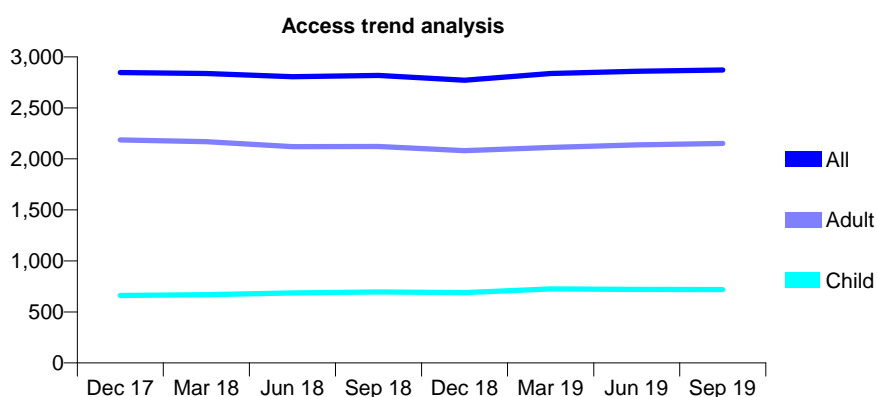
Q61 - Vital Signs At a Glance Contract Report for 105511/0001 - September 2019

Name or company name	Mr CE Ojji & Mr PE Aimiuwu
Contract type name	GDS Contract
Purpose of contract	General
Contract start date	01/04/2010
Contract end date	

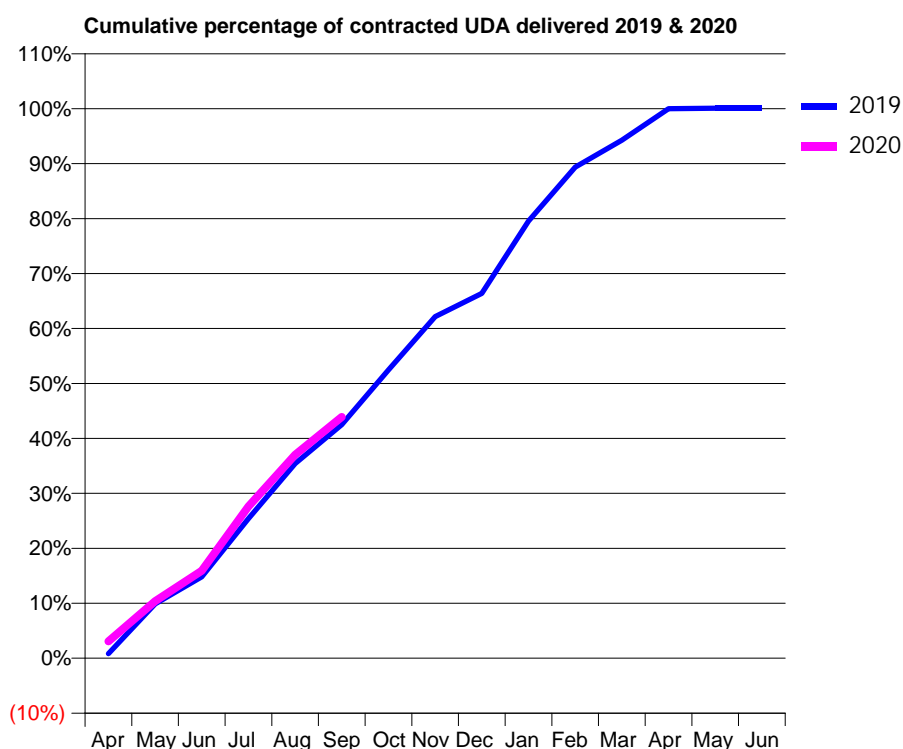
19/20 Contracted general activity (UDA)	8,941
Carry forward general activity (UDA)	-5
19/20 Contracted orthodontic activity (UOA)	0
Carry forward orthodontic activity (UOA)	0
Baseline contract value	£304,835.87

ACCESS*

Patients seen in 24 months	Total	Change since previous quarter
Quarter ending September 2018	2,817	
Quarter ending December 2018	2,770	↓
Quarter ending March 2019	2,837	↑
Quarter ending June 2019	2,859	→
Quarter ending September 2019	2,871	→
Variance since September 2018	1.9%	→



ACTIVITY



Month	2019	2020
April	75	274
May	884	930
June	1,326	1,422
July	2,272	2,471
August	3,168	3,310
September	3,801	3,925
October	4,693	
November	5,557	
December	5,936	
January	7,114	
February	7,990	
March	8,425	
April	8,941	
May	8,946	
June	8,946	

QUALITY

	Quantity	Base Number	Contract	AT	Region	England
% of FP17s for the same patient ID Re-attending within 3 months - Children	25	368	6.8%	11.1%	12.0%	11.5%
% of FP17s for the same patient ID Re-attending within 3 months - Adults	147	1,059	13.9%	16.6%	17.2%	15.4%
% of FP17s for the same patient ID Re-attending between 3 & 9 months - Children	108	368	29.3%	45.5%	49.4%	59.7%
% of FP17s for the same patient ID Re-attending between 3 & 9 months - Adults	298	1,059	28.1%	37.1%	39.2%	51.7%
% of FP17s for Band 1 Urgent Courses	131	1,259	10.4%	11.3%	11.0%	9.2%
% of FP17s Relating to Free Repair or Replacements	14	1,259	1.1%	0.5%	0.5%	0.7%
% of FP17s Relating to Continuations	30	1,259	2.4%	0.7%	0.7%	0.8%
% of Patients satisfied with the dentistry they have received	0	0	N/A	91.5%	90.9%	93.5%
% of Patients satisfied with the time they had to wait for an appointment	0	0	N/A	80.9%	83.7%	87.4%

* This is based on patients treated on this contract for their most recent course of treatment. Figures in italics indicate the base number of FP17s or Patient Questionnaire responses are less than 100. N/A is shown where the base number of responses is less than 10 during the period. % is calculated as Quantity/Base number*100

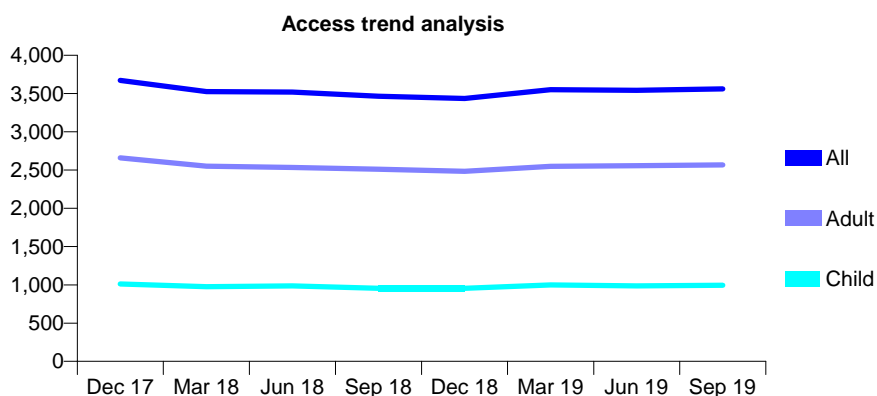
Q61 - Vital Signs At a Glance Contract Report for 105562/0001 - September 2019

Name or company name	Southend Road Dental Surgery Limited
Contract type name	GDS Contract
Purpose of contract	General
Contract start date	01/04/2008
Contract end date	

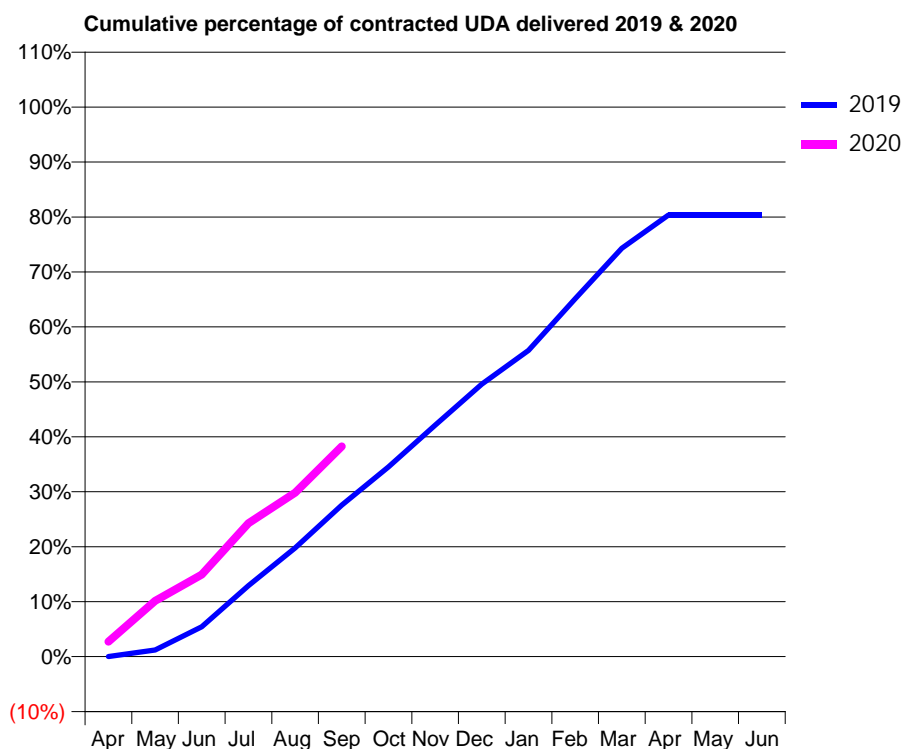
19/20 Contracted general activity (UDA)	13,304
Carry forward general activity (UDA)	0
19/20 Contracted orthodontic activity (UOA)	0
Carry forward orthodontic activity (UOA)	0
Baseline contract value	£417,534.60

ACCESS*

Patients seen in 24 months	Total	Change since previous quarter
Quarter ending September 2018	3,464	
Quarter ending December 2018	3,436	→
Quarter ending March 2019	3,549	↑
Quarter ending June 2019	3,542	→
Quarter ending September 2019	3,562	→
Variance since September 2018	2.8%	↑



ACTIVITY



Month	Adjusted Scheduled Activity (UDA)	
	2019	2020
April	0	363
May	164	1,350
June	724	1,988
July	1,718	3,229
August	2,632	3,970
September	3,666	5,090
October	4,591	
November	5,604	
December	6,597	
January	7,413	
February	8,662	
March	9,886	
April	10,690	
May	10,691	
June	10,691	

QUALITY

	Quantity	Base Number	Contract	AT	Region	England
% of FP17s for the same patient ID Re-attending within 3 months - Children	53	585	9.1%	11.1%	12.0%	11.5%
% of FP17s for the same patient ID Re-attending within 3 months - Adults	209	1,303	16.0%	16.6%	17.2%	15.4%
% of FP17s for the same patient ID Re-attending between 3 & 9 months - Children	196	585	33.5%	45.5%	49.4%	59.7%
% of FP17s for the same patient ID Re-attending between 3 & 9 months - Adults	368	1,303	28.2%	37.1%	39.2%	51.7%
% of FP17s for Band 1 Urgent Courses	242	1,706	14.2%	11.3%	11.0%	9.2%
% of FP17s Relating to Free Repair or Replacements	3	1,706	0.2%	0.5%	0.5%	0.7%
% of FP17s Relating to Continuations	4	1,706	0.2%	0.7%	0.7%	0.8%
% of Patients satisfied with the dentistry they have received	1	1	N/A	91.5%	90.9%	93.5%
% of Patients satisfied with the time they had to wait for an appointment	1	1	N/A	80.9%	83.7%	87.4%

* This is based on patients treated on this contract for their most recent course of treatment. Figures in italics indicate the base number of FP17s or Patient Questionnaire responses are less than 100. N/A is shown where the base number of responses is less than 10 during the period. % is calculated as Quantity/Base number*100

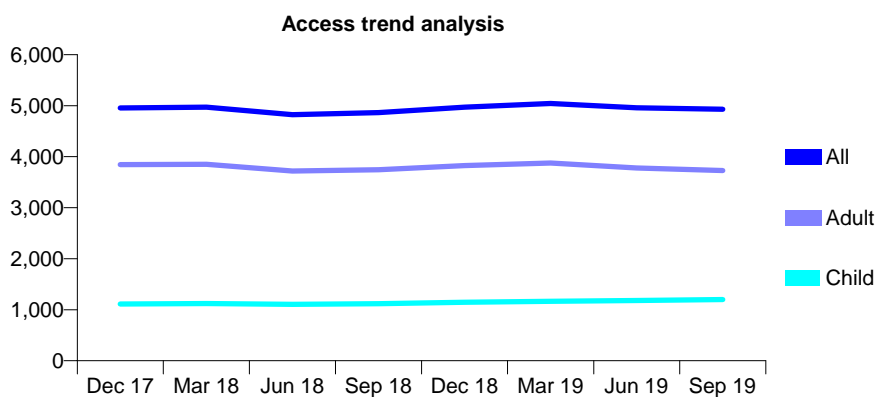
Q61 - Vital Signs At a Glance Contract Report for 105643/0001 - September 2019

Name or company name	Roy, Patel, Alloub
Contract type name	GDS Contract
Purpose of contract	General
Contract start date	01/08/2012
Contract end date	

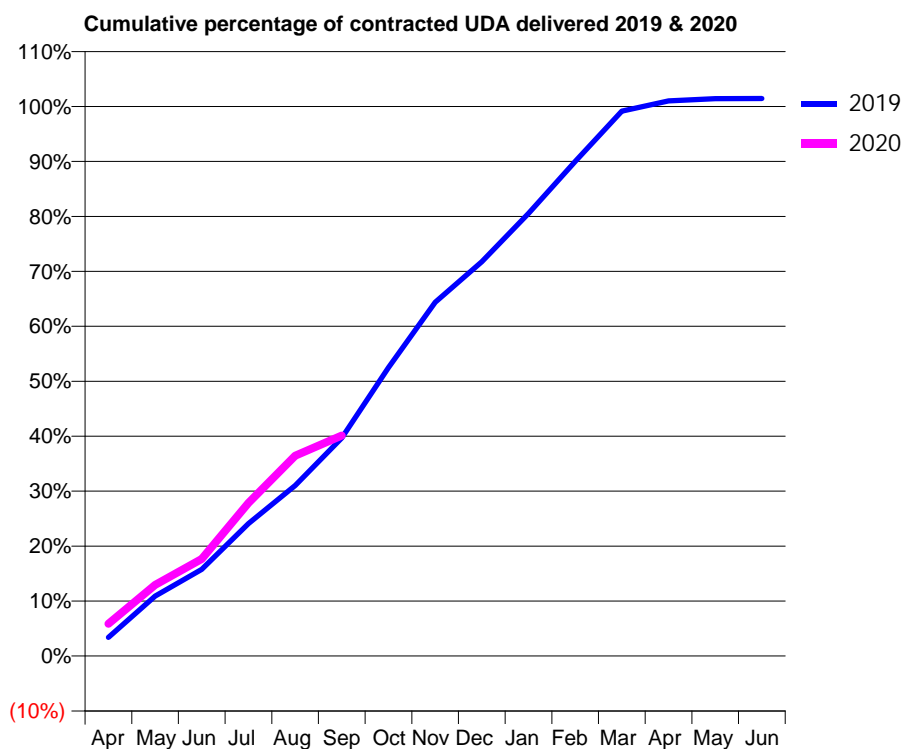
19/20 Contracted general activity (UDA)	14,337
Carry forward general activity (UDA)	-206
19/20 Contracted orthodontic activity (UOA)	0
Carry forward orthodontic activity (UOA)	0
Baseline contract value	£366,942.21

ACCESS*

Patients seen in 24 months	Total	Change since previous quarter
Quarter ending September 2018	4,863	
Quarter ending December 2018	4,971	↑
Quarter ending March 2019	5,041	→
Quarter ending June 2019	4,958	↓
Quarter ending September 2019	4,930	→
Variance since September 2018	1.4%	→



ACTIVITY



Month	Adjusted Scheduled Activity (UDA)	
	2019	2020
April	486	843
May	1,564	1,854
June	2,258	2,531
July	3,456	3,997
August	4,447	5,226
September	5,689	5,753
October	7,528	
November	9,228	
December	10,288	
January	11,544	
February	12,902	
March	14,215	
April	14,482	
May	14,541	
June	14,544	

QUALITY

	Quantity	Base Number	Contract	AT	Region	England
% of FP17s for the same patient ID Re-attending within 3 months - Children	68	749	9.1%	11.1%	12.0%	11.5%
% of FP17s for the same patient ID Re-attending within 3 months - Adults	353	1,576	22.4%	16.6%	17.2%	15.4%
% of FP17s for the same patient ID Re-attending between 3 & 9 months - Children	344	749	45.9%	45.5%	49.4%	59.7%
% of FP17s for the same patient ID Re-attending between 3 & 9 months - Adults	511	1,576	32.4%	37.1%	39.2%	51.7%
% of FP17s for Band 1 Urgent Courses	496	2,167	22.9%	11.3%	11.0%	9.2%
% of FP17s Relating to Free Repair or Replacements	27	2,167	1.2%	0.5%	0.5%	0.7%
% of FP17s Relating to Continuations	8	2,167	0.4%	0.7%	0.7%	0.8%
% of Patients satisfied with the dentistry they have received	0	0	N/A	91.5%	90.9%	93.5%
% of Patients satisfied with the time they had to wait for an appointment	0	0	N/A	80.9%	83.7%	87.4%

* This is based on patients treated on this contract for their most recent course of treatment. Figures in italics indicate the base number of FP17s or Patient Questionnaire responses are less than 100. N/A is shown where the base number of responses is less than 10 during the period. % is calculated as Quantity/Base number*100

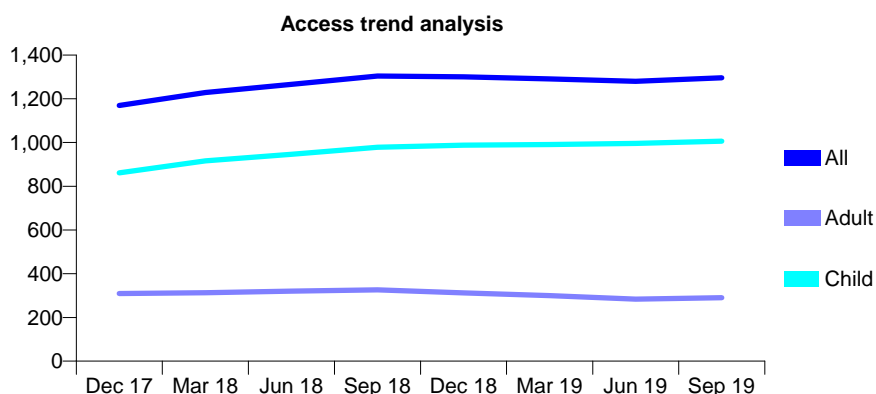
Q61 - Vital Signs At a Glance Contract Report for 105910/0001 - September 2019

Name or company name	Cavendish House Dental Surgery
Contract type name	GDS Contract
Purpose of contract	General
Contract start date	01/08/2007
Contract end date	

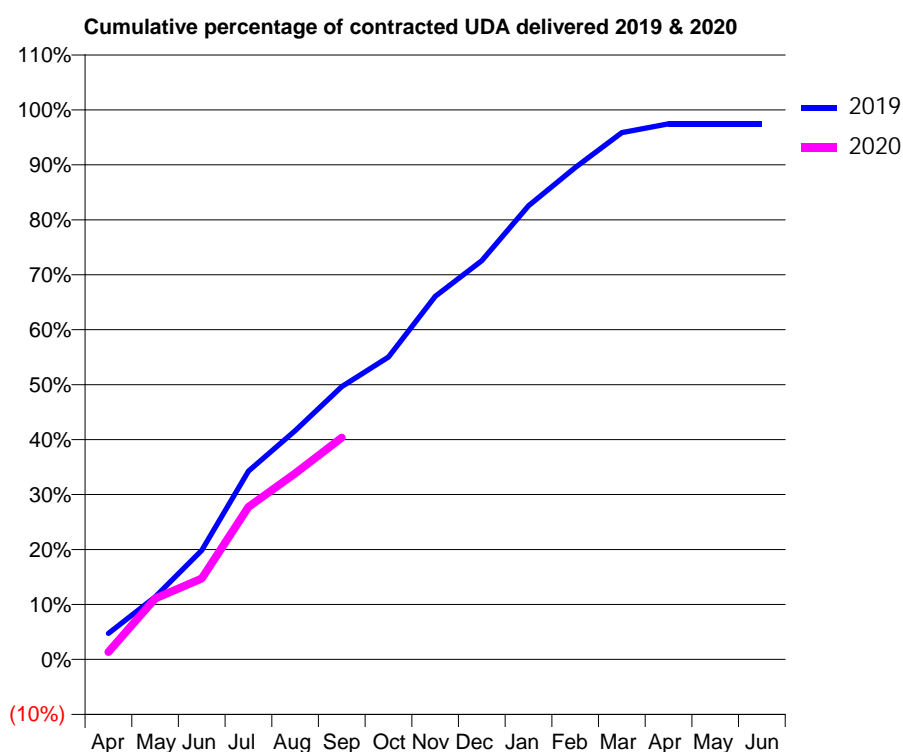
19/20 Contracted general activity (UDA)	3,096
Carry forward general activity (UDA)	78
19/20 Contracted orthodontic activity (UOA)	0
Carry forward orthodontic activity (UOA)	0
Baseline contract value	£68,994.41

ACCESS*

Patients seen in 24 months	Total	Change since previous quarter
Quarter ending September 2018	1,304	
Quarter ending December 2018	1,300	→
Quarter ending March 2019	1,291	→
Quarter ending June 2019	1,280	→
Quarter ending September 2019	1,296	→
Variance since September 2018	(0.6%)	→



ACTIVITY



Month	2019	2020
April	147	42
May	352	343
June	615	456
July	1,061	859
August	1,289	1,048
September	1,537	1,249
October	1,703	
November	2,045	
December	2,246	
January	2,555	
February	2,771	
March	2,968	
April	3,017	
May	3,017	
June	3,017	

QUALITY

	Quantity	Base Number	Contract	AT	Region	England
% of FP17s for the same patient ID Re-attending within 3 months - Children	56	677	8.3%	11.1%	12.0%	11.5%
% of FP17s for the same patient ID Re-attending within 3 months - Adults	17	123	13.8%	16.6%	17.2%	15.4%
% of FP17s for the same patient ID Re-attending between 3 & 9 months - Children	348	677	51.4%	45.5%	49.4%	59.7%
% of FP17s for the same patient ID Re-attending between 3 & 9 months - Adults	54	123	43.9%	37.1%	39.2%	51.7%
% of FP17s for Band 1 Urgent Courses	17	782	2.2%	11.3%	11.0%	9.2%
% of FP17s Relating to Free Repair or Replacements	0	782	0.0%	0.5%	0.5%	0.7%
% of FP17s Relating to Continuations	0	782	0.0%	0.7%	0.7%	0.8%
% of Patients satisfied with the dentistry they have received	0	0	N/A	91.5%	90.9%	93.5%
% of Patients satisfied with the time they had to wait for an appointment	0	0	N/A	80.9%	83.7%	87.4%

* This is based on patients treated on this contract for their most recent course of treatment. Figures in italics indicate the base number of FP17s or Patient Questionnaire responses are less than 100. N/A is shown where the base number of responses is less than 10 during the period. % is calculated as Quantity/Base number*100

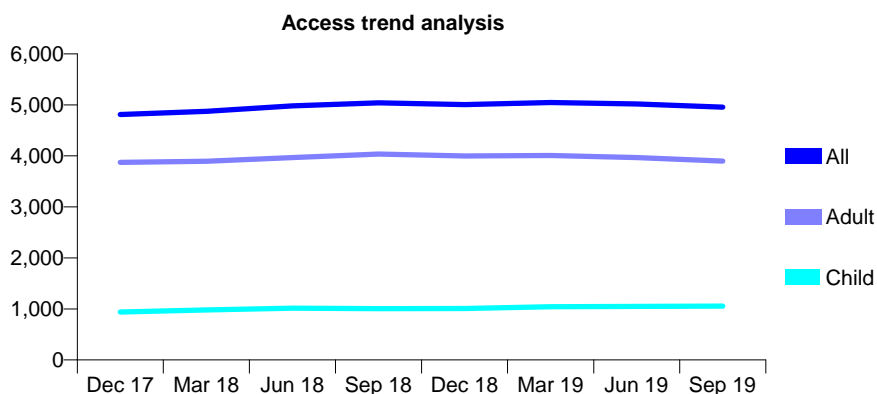
Q61 - Vital Signs At a Glance Contract Report for 106143/0001 - September 2019

Name or company name	M & D Healthcare LTD
Contract type name	GDS Contract
Purpose of contract	General
Contract start date	01/04/2010
Contract end date	

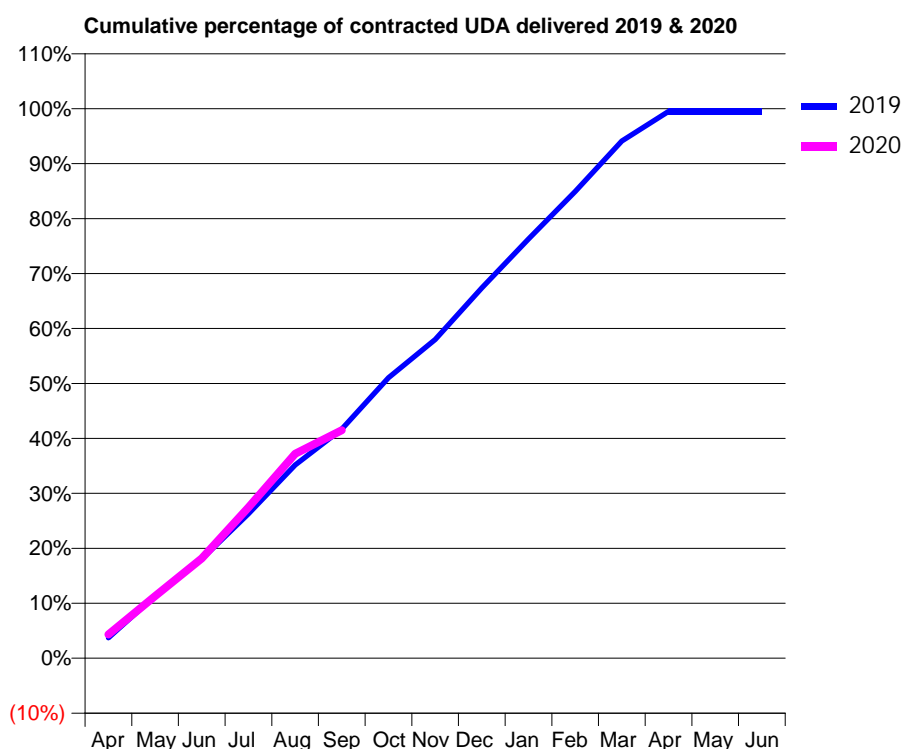
19/20 Contracted general activity (UDA)	11,000
Carry forward general activity (UDA)	0
19/20 Contracted orthodontic activity (UOA)	0
Carry forward orthodontic activity (UOA)	0
Baseline contract value	£449,663.85

ACCESS*

Patients seen in 24 months	Total	Change since previous quarter
Quarter ending September 2018	5,039	
Quarter ending December 2018	5,006	→
Quarter ending March 2019	5,048	→
Quarter ending June 2019	5,017	→
Quarter ending September 2019	4,956	↓
Variance since September 2018	(1.6%)	↓



ACTIVITY



Month	2019	2020
April	409	478
May	1,248	1,245
June	1,984	1,997
July	2,893	3,020
August	3,870	4,094
September	4,587	4,564
October	5,614	
November	6,380	
December	7,411	
January	8,391	
February	9,345	
March	10,354	
April	10,947	
May	10,945	
June	10,945	

QUALITY

	Quantity	Base Number	Contract	AT	Region	England
% of FP17s for the same patient ID Re-attending within 3 months - Children	49	594	8.2%	11.1%	12.0%	11.5%
% of FP17s for the same patient ID Re-attending within 3 months - Adults	269	1,795	15.0%	16.6%	17.2%	15.4%
% of FP17s for the same patient ID Re-attending between 3 & 9 months - Children	241	594	40.6%	45.5%	49.4%	59.7%
% of FP17s for the same patient ID Re-attending between 3 & 9 months - Adults	503	1,795	28.0%	37.1%	39.2%	51.7%
% of FP17s for Band 1 Urgent Courses	301	1,813	16.6%	11.3%	11.0%	9.2%
% of FP17s Relating to Free Repair or Replacements	4	1,813	0.2%	0.5%	0.5%	0.7%
% of FP17s Relating to Continuations	3	1,813	0.2%	0.7%	0.7%	0.8%
% of Patients satisfied with the dentistry they have received	0	0	N/A	91.5%	90.9%	93.5%
% of Patients satisfied with the time they had to wait for an appointment	0	0	N/A	80.9%	83.7%	87.4%

* This is based on patients treated on this contract for their most recent course of treatment.

Figures in italics indicate the base number of FP17s or Patient Questionnaire responses are less than 100. N/A is shown where the base number of responses is less than 10 during the period. % is calculated as Quantity/Base number*100

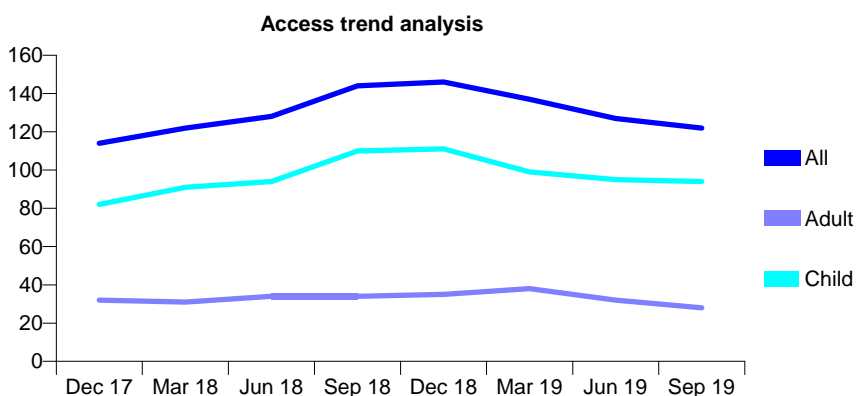
Q61 - Vital Signs At a Glance Contract Report for 107042/0002 - September 2019

Name or company name	Sudhir Thakerar & Partners
Contract type name	GDS Contract
Purpose of contract	General
Contract start date	01/08/2014
Contract end date	

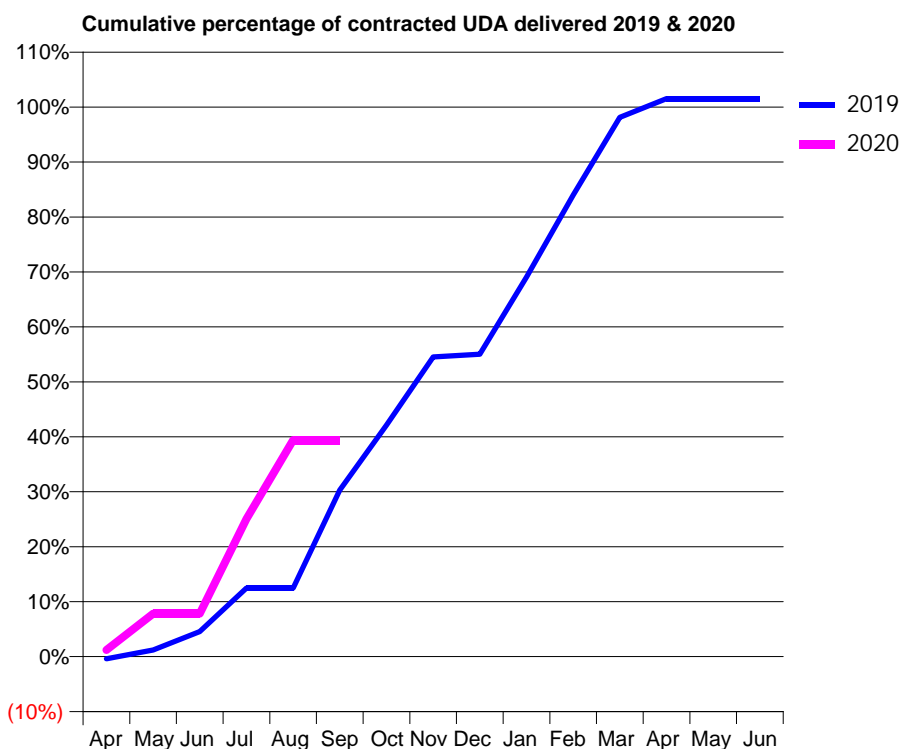
19/20 Contracted general activity (UDA)	245
Carry forward general activity (UDA)	-3
19/20 Contracted orthodontic activity (UOA)	0
Carry forward orthodontic activity (UOA)	0
Baseline contract value	£8,161.37

ACCESS*

Patients seen in 24 months	Total	Change since previous quarter
Quarter ending September 2018	144	
Quarter ending December 2018	146	→
Quarter ending March 2019	137	↓
Quarter ending June 2019	127	↓
Quarter ending September 2019	122	↓
Variance since September 2018	(15.3%)	↓



ACTIVITY



Month	Adjusted Scheduled Activity (UDA)	
	2019	2020
April	-1	3
May	3	19
June	11	19
July	31	61
August	31	97
September	74	97
October	103	
November	134	
December	135	
January	169	
February	206	
March	240	
April	249	
May	249	
June	249	

QUALITY

	Quantity	Base Number	Contract	AT	Region	England
% of FP17s for the same patient ID Re-attending within 3 months - Children	3	59	5.1%	11.1%	12.0%	11.5%
% of FP17s for the same patient ID Re-attending within 3 months - Adults	1	13	7.7%	16.6%	17.2%	15.4%
% of FP17s for the same patient ID Re-attending between 3 & 9 months - Children	28	59	47.5%	45.5%	49.4%	59.7%
% of FP17s for the same patient ID Re-attending between 3 & 9 months - Adults	8	13	61.5%	37.1%	39.2%	51.7%
% of FP17s for Band 1 Urgent Courses	3	64	4.7%	11.3%	11.0%	9.2%
% of FP17s Relating to Free Repair or Replacements	0	64	0.0%	0.5%	0.5%	0.7%
% of FP17s Relating to Continuations	0	64	0.0%	0.7%	0.7%	0.8%
% of Patients satisfied with the dentistry they have received	0	0	N/A	91.5%	90.9%	93.5%
% of Patients satisfied with the time they had to wait for an appointment	0	0	N/A	80.9%	83.7%	87.4%

* This is based on patients treated on this contract for their most recent course of treatment. Figures in italics indicate the base number of FP17s or Patient Questionnaire responses are less than 100. N/A is shown where the base number of responses is less than 10 during the period. % is calculated as Quantity/Base number*100

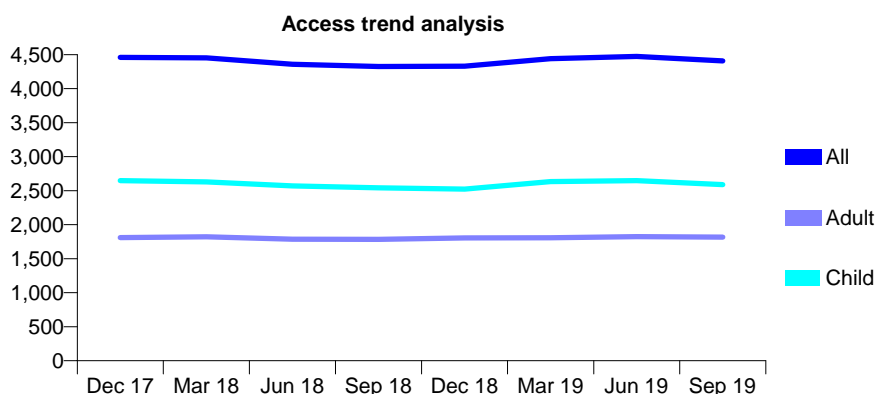
Q61 - Vital Signs At a Glance Contract Report for 109061/0001 - September 2019

Name or company name	Davidoff Dental Practice
Contract type name	GDS Contract
Purpose of contract	General and Orthodontic
Contract start date	23/11/2012
Contract end date	

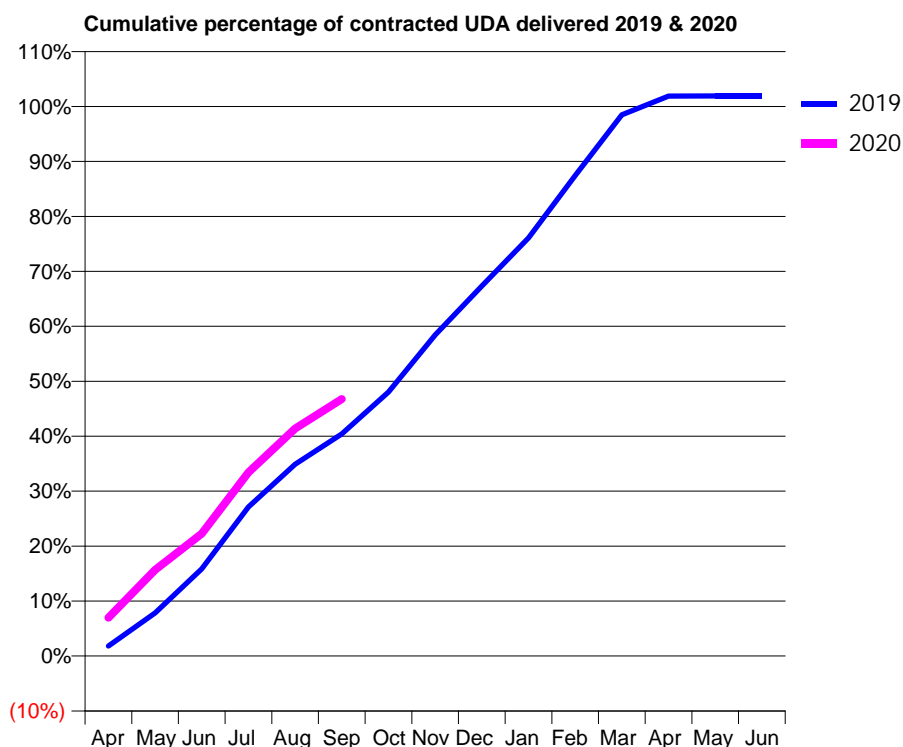
19/20 Contracted general activity (UDA)	14,478
Carry forward general activity (UDA)	-276
19/20 Contracted orthodontic activity (UOA)	1,420
Carry forward orthodontic activity (UOA)	-28
Baseline contract value	£532,073.55

ACCESS*

Patients seen in 24 months	Total	Change since previous quarter
Quarter ending September 2018	4,327	
Quarter ending December 2018	4,331	→
Quarter ending March 2019	4,442	↑
Quarter ending June 2019	4,474	→
Quarter ending September 2019	4,409	↓
Variance since September 2018	1.9%	→



ACTIVITY



Month	Adjusted Scheduled Activity (UDA)	
	2019	2020
April	264	1,011
May	1,136	2,272
June	2,298	3,224
July	3,926	4,840
August	5,055	5,995
September	5,852	6,770
October	6,956	
November	8,460	
December	9,747	
January	11,018	
February	12,662	
March	14,255	
April	14,752	
May	14,754	
June	14,754	

QUALITY

	Quantity	Base Number	Contract	AT	Region	England
% of FP17s for the same patient ID Re-attending within 3 months - Children	295	2,091	14.1%	11.1%	12.0%	11.5%
% of FP17s for the same patient ID Re-attending within 3 months - Adults	223	1,179	18.9%	16.6%	17.2%	15.4%
% of FP17s for the same patient ID Re-attending between 3 & 9 months - Children	1,187	2,091	56.8%	45.5%	49.4%	59.7%
% of FP17s for the same patient ID Re-attending between 3 & 9 months - Adults	638	1,179	54.1%	37.1%	39.2%	51.7%
% of FP17s for Band 1 Urgent Courses	374	2,927	12.8%	11.3%	11.0%	9.2%
% of FP17s Relating to Free Repair or Replacements	0	2,927	0.0%	0.5%	0.5%	0.7%
% of FP17s Relating to Continuations	3	2,927	0.1%	0.7%	0.7%	0.8%
% of Patients satisfied with the dentistry they have received	1	1	N/A	91.5%	90.9%	93.5%
% of Patients satisfied with the time they had to wait for an appointment	1	1	N/A	80.9%	83.7%	87.4%

* This is based on patients treated on this contract for their most recent course of treatment. Figures in italics indicate the base number of FP17s or Patient Questionnaire responses are less than 100. N/A is shown where the base number of responses is less than 10 during the period. % is calculated as Quantity/Base number*100

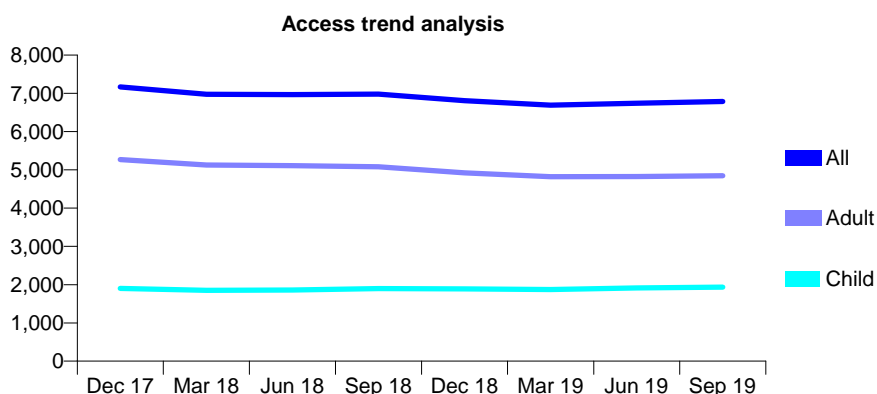
Q61 - Vital Signs At a Glance Contract Report for 109665/0001 - September 2019

Name or company name	Woodford Dental Care
Contract type name	Pilot Contract
Purpose of contract	General and Orthodontic
Contract start date	01/11/2006
Contract end date	

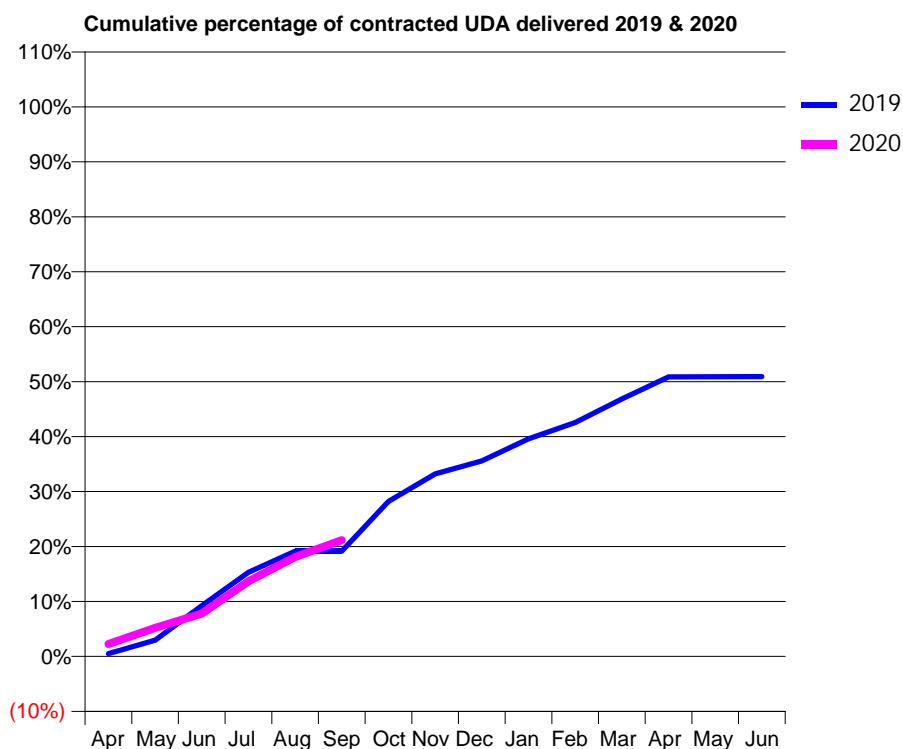
19/20 Contracted general activity (UDA)	15,510
Carry forward general activity (UDA)	0
19/20 Contracted orthodontic activity (UOA)	215
Carry forward orthodontic activity (UOA)	0
Baseline contract value	£549,361.66

ACCESS*

Patients seen in 24 months	Total	Change since previous quarter
Quarter ending September 2018	6,979	
Quarter ending December 2018	6,810	↓
Quarter ending March 2019	6,690	↓
Quarter ending June 2019	6,741	→
Quarter ending September 2019	6,784	→
Variance since September 2018	(2.8%)	↓



ACTIVITY



Month	2019	2020
April	82	353
May	461	807
June	1,428	1,212
July	2,372	2,122
August	2,973	2,808
September	2,973	3,282
October	4,374	
November	5,153	
December	5,518	
January	6,140	
February	6,599	
March	7,266	
April	7,885	
May	7,895	
June	7,900	

QUALITY

	Quantity	Base Number	Contract	AT	Region	England
% of FP17s for the same patient ID Re-attending within 3 months - Children	91	1,172	7.8%	11.1%	12.0%	11.5%
% of FP17s for the same patient ID Re-attending within 3 months - Adults	235	2,158	10.9%	16.6%	17.2%	15.4%
% of FP17s for the same patient ID Re-attending between 3 & 9 months - Children	424	1,172	36.2%	45.5%	49.4%	59.7%
% of FP17s for the same patient ID Re-attending between 3 & 9 months - Adults	415	2,158	19.2%	37.1%	39.2%	51.7%
% of FP17s for Band 1 Urgent Courses	269	2,326	11.6%	11.3%	11.0%	9.2%
% of FP17s Relating to Free Repair or Replacements	3	2,326	0.1%	0.5%	0.5%	0.7%
% of FP17s Relating to Continuations	1	2,326	0.0%	0.7%	0.7%	0.8%
% of Patients satisfied with the dentistry they have received	1	1	N/A	91.5%	90.9%	93.5%
% of Patients satisfied with the time they had to wait for an appointment	0	1	N/A	80.9%	83.7%	87.4%

* This is based on patients treated on this contract for their most recent course of treatment. Figures in italics indicate the base number of FP17s or Patient Questionnaire responses are less than 100. N/A is shown where the base number of responses is less than 10 during the period. % is calculated as Quantity/Base number*100

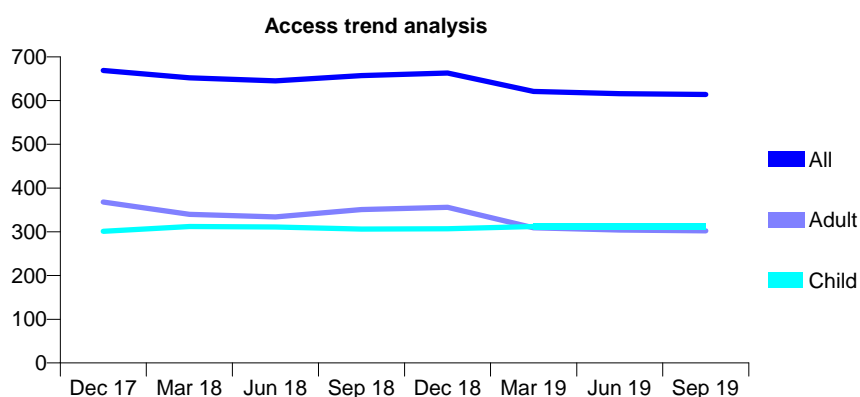
Q61 - Vital Signs At a Glance Contract Report for 109959/0001 - September 2019

Name or company name	Adarsh Thanki
Contract type name	GDS Contract
Purpose of contract	General
Contract start date	01/01/2012
Contract end date	

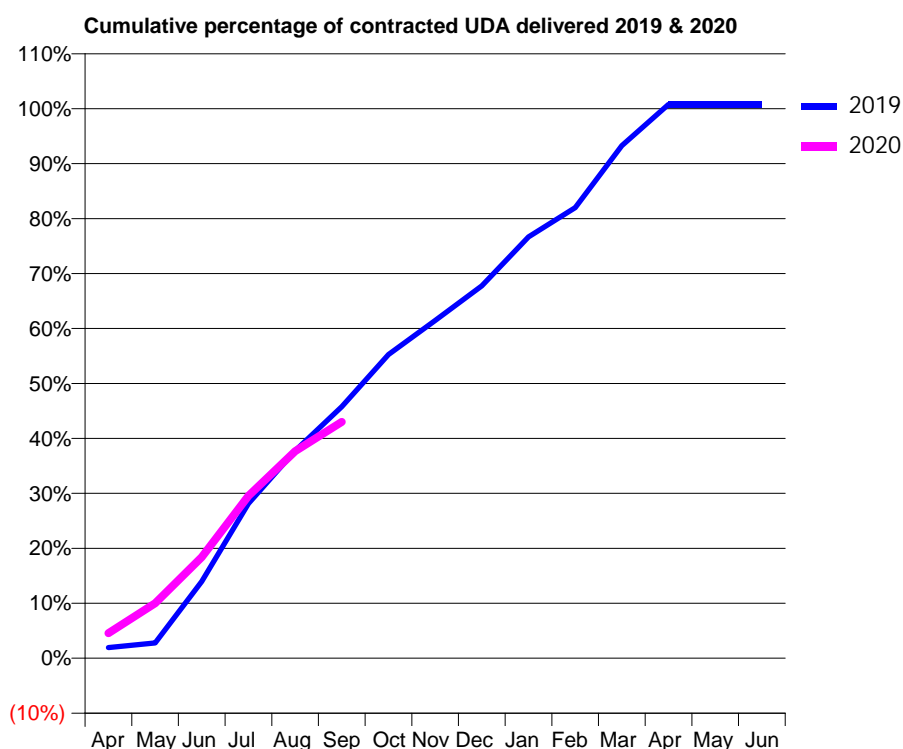
19/20 Contracted general activity (UDA)	1,272
Carry forward general activity (UDA)	-9
19/20 Contracted orthodontic activity (UOA)	0
Carry forward orthodontic activity (UOA)	0
Baseline contract value	£36,622.97

ACCESS*

Patients seen in 24 months	Total	Change since previous quarter
Quarter ending September 2018	657	
Quarter ending December 2018	663	→
Quarter ending March 2019	621	↓
Quarter ending June 2019	616	→
Quarter ending September 2019	614	→
Variance since September 2018	(6.5%)	↓



ACTIVITY



Month	2019	2020
April	25	58
May	35	127
June	178	234
July	358	376
August	480	479
September	582	547
October	703	
November	782	
December	862	
January	975	
February	1,043	
March	1,186	
April	1,282	
May	1,282	
June	1,282	

QUALITY

	Quantity	Base Number	Contract	AT	Region	England
% of FP17s for the same patient ID Re-attending within 3 months - Children	12	222	5.4%	11.1%	12.0%	11.5%
% of FP17s for the same patient ID Re-attending within 3 months - Adults	14	150	9.3%	16.6%	17.2%	15.4%
% of FP17s for the same patient ID Re-attending between 3 & 9 months - Children	114	222	51.4%	45.5%	49.4%	59.7%
% of FP17s for the same patient ID Re-attending between 3 & 9 months - Adults	67	150	44.7%	37.1%	39.2%	51.7%
% of FP17s for Band 1 Urgent Courses	20	336	6.0%	11.3%	11.0%	9.2%
% of FP17s Relating to Free Repair or Replacements	1	336	0.3%	0.5%	0.5%	0.7%
% of FP17s Relating to Continuations	0	336	0.0%	0.7%	0.7%	0.8%
% of Patients satisfied with the dentistry they have received	0	0	N/A	91.5%	90.9%	93.5%
% of Patients satisfied with the time they had to wait for an appointment	0	0	N/A	80.9%	83.7%	87.4%

* This is based on patients treated on this contract for their most recent course of treatment.

Figures in italics indicate the base number of FP17s or Patient Questionnaire responses are less than 100. N/A is shown where the base number of responses is less than 10 during the period. % is calculated as Quantity/Base number*100

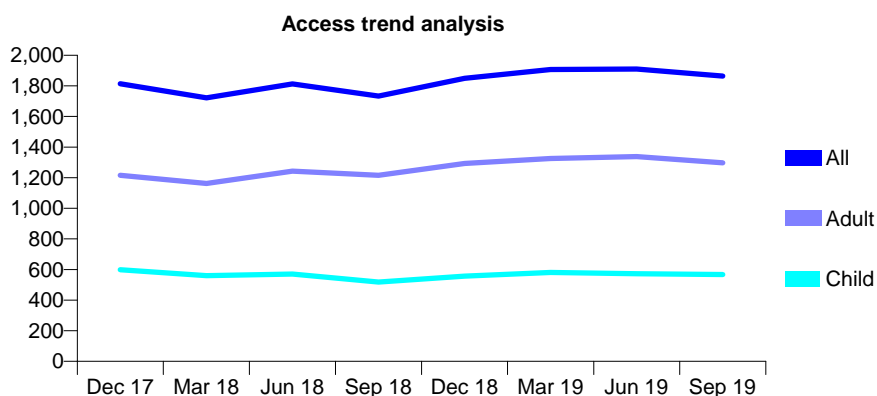
Q61 - Vital Signs At a Glance Contract Report for 110043/0001 - September 2019

Name or company name	Care Dental Practice
Contract type name	GDS Contract
Purpose of contract	General
Contract start date	01/10/2007
Contract end date	

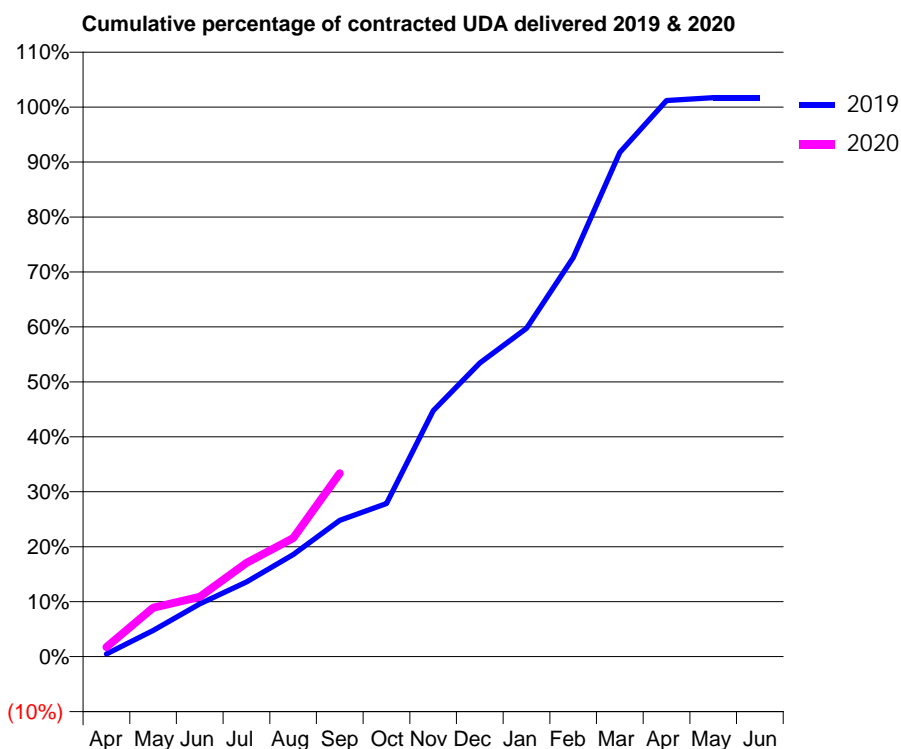
19/20 Contracted general activity (UDA)	5,915
Carry forward general activity (UDA)	-101
19/20 Contracted orthodontic activity (UOA)	0
Carry forward orthodontic activity (UOA)	0
Baseline contract value	£192,610.17

ACCESS*

Patients seen in 24 months	Total	Change since previous quarter
Quarter ending September 2018	1,733	
Quarter ending December 2018	1,850	↑
Quarter ending March 2019	1,907	↑
Quarter ending June 2019	1,910	→
Quarter ending September 2019	1,864	↓
Variance since September 2018	7.6%	↑



ACTIVITY



Month	Adjusted Scheduled Activity (UDA)	
	2019	2020
April	30	102
May	282	526
June	567	643
July	803	1,008
August	1,099	1,276
September	1,466	1,973
October	1,649	
November	2,646	
December	3,159	
January	3,533	
February	4,295	
March	5,426	
April	5,985	
May	6,016	
June	6,016	

QUALITY

	Quantity	Base Number	Contract	AT	Region	England
% of FP17s for the same patient ID Re-attending within 3 months - Children	32	237	13.5%	11.1%	12.0%	11.5%
% of FP17s for the same patient ID Re-attending within 3 months - Adults	162	646	25.1%	16.6%	17.2%	15.4%
% of FP17s for the same patient ID Re-attending between 3 & 9 months - Children	41	237	17.3%	45.5%	49.4%	59.7%
% of FP17s for the same patient ID Re-attending between 3 & 9 months - Adults	139	646	21.5%	37.1%	39.2%	51.7%
% of FP17s for Band 1 Urgent Courses	128	751	17.0%	11.3%	11.0%	9.2%
% of FP17s Relating to Free Repair or Replacements	3	751	0.4%	0.5%	0.5%	0.7%
% of FP17s Relating to Continuations	12	751	1.6%	0.7%	0.7%	0.8%
% of Patients satisfied with the dentistry they have received	0	0	N/A	91.5%	90.9%	93.5%
% of Patients satisfied with the time they had to wait for an appointment	0	0	N/A	80.9%	83.7%	87.4%

* This is based on patients treated on this contract for their most recent course of treatment. Figures in italics indicate the base number of FP17s or Patient Questionnaire responses are less than 100. N/A is shown where the base number of responses is less than 10 during the period. % is calculated as Quantity/Base number*100

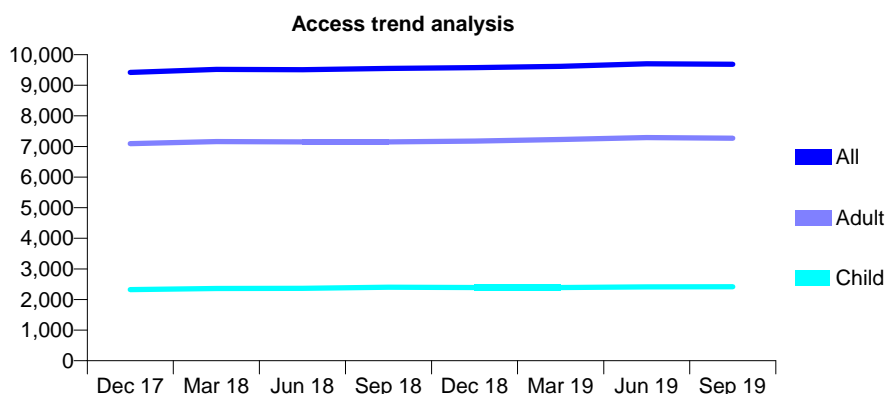
Q61 - Vital Signs At a Glance Contract Report for 110167/0001 - September 2019

Name or company name	Mr K Esmail and M K Velji
Contract type name	GDS Contract
Purpose of contract	General
Contract start date	01/05/2013
Contract end date	

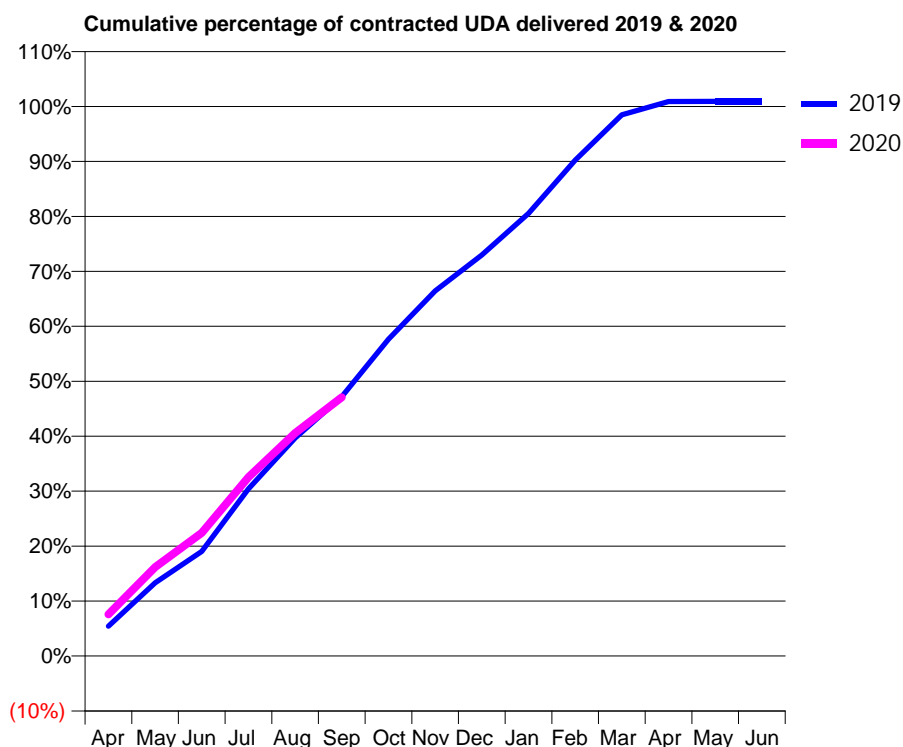
19/20 Contracted general activity (UDA)	26,714
Carry forward general activity (UDA)	-242
19/20 Contracted orthodontic activity (UOA)	0
Carry forward orthodontic activity (UOA)	0
Baseline contract value	£732,764.24

ACCESS*

Patients seen in 24 months	Total	Change since previous quarter
Quarter ending September 2018	9,551	
Quarter ending December 2018	9,576	→
Quarter ending March 2019	9,619	→
Quarter ending June 2019	9,703	→
Quarter ending September 2019	9,690	→
Variance since September 2018	1.5%	→



ACTIVITY



Month	Adjusted Scheduled Activity (UDA)	
	2019	2020
April	1,454	2,029
May	3,565	4,321
June	5,083	5,984
July	8,123	8,695
August	10,605	10,842
September	12,604	12,579
October	15,401	
November	17,745	
December	19,490	
January	21,515	
February	24,103	
March	26,303	
April	26,954	
May	26,957	
June	26,957	

QUALITY

	Quantity	Base Number	Contract	AT	Region	England
% of FP17s for the same patient ID Re-attending within 3 months - Children	108	1,471	7.3%	11.1%	12.0%	11.5%
% of FP17s for the same patient ID Re-attending within 3 months - Adults	521	3,683	14.1%	16.6%	17.2%	15.4%
% of FP17s for the same patient ID Re-attending between 3 & 9 months - Children	689	1,471	46.8%	45.5%	49.4%	59.7%
% of FP17s for the same patient ID Re-attending between 3 & 9 months - Adults	1,510	3,683	41.0%	37.1%	39.2%	51.7%
% of FP17s for Band 1 Urgent Courses	528	4,870	10.8%	11.3%	11.0%	9.2%
% of FP17s Relating to Free Repair or Replacements	14	4,870	0.3%	0.5%	0.5%	0.7%
% of FP17s Relating to Continuations	53	4,870	1.1%	0.7%	0.7%	0.8%
% of Patients satisfied with the dentistry they have received	1	1	N/A	91.5%	90.9%	93.5%
% of Patients satisfied with the time they had to wait for an appointment	1	1	N/A	80.9%	83.7%	87.4%

* This is based on patients treated on this contract for their most recent course of treatment. Figures in italics indicate the base number of FP17s or Patient Questionnaire responses are less than 100. N/A is shown where the base number of responses is less than 10 during the period. % is calculated as Quantity/Base number*100

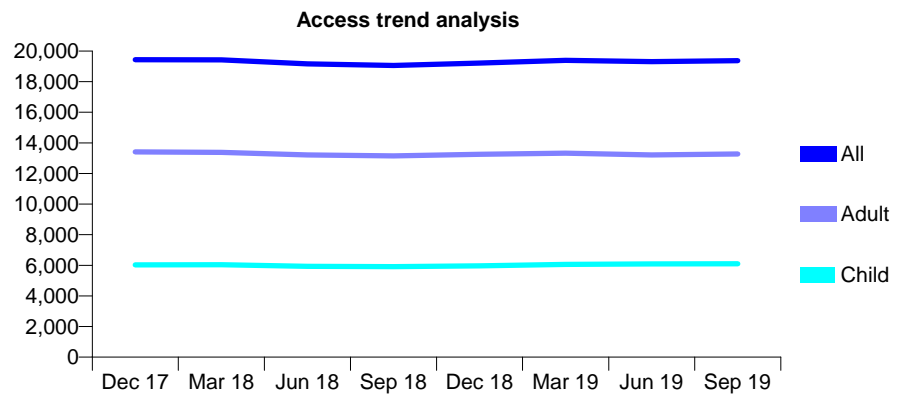
Q61 - Vital Signs At a Glance Contract Report for 110167/0002 - September 2019

Name or company name	Mr K Esmail and M K Velji
Contract type name	GDS Contract
Purpose of contract	General
Contract start date	01/05/2013
Contract end date	

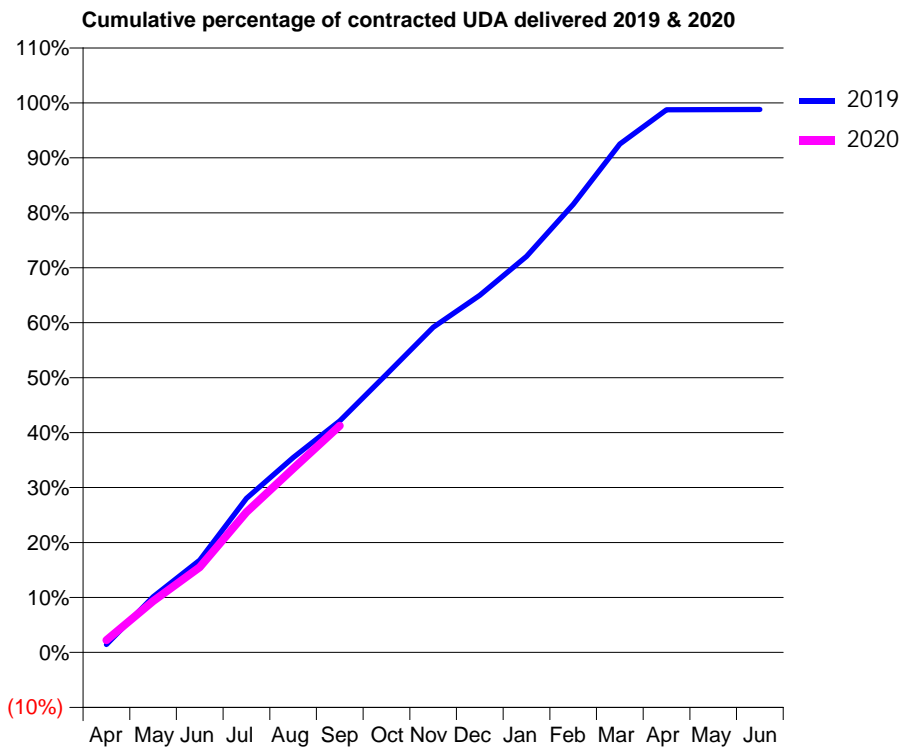
19/20 Contracted general activity (UDA)	53,705
Carry forward general activity (UDA)	649
19/20 Contracted orthodontic activity (UOA)	0
Carry forward orthodontic activity (UOA)	0
Baseline contract value	£1,500,336.07

ACCESS*

Patients seen in 24 months	Total	Change since previous quarter
Quarter ending September 2018	19,053	
Quarter ending December 2018	19,224	→
Quarter ending March 2019	19,392	→
Quarter ending June 2019	19,303	→
Quarter ending September 2019	19,380	→
Variance since September 2018	1.7%	→



ACTIVITY



Month	Adjusted Scheduled Activity (UDA)	
	2019	2020
April	778	1,188
May	5,444	5,010
June	9,026	8,333
July	15,059	13,721
August	19,051	17,965
September	22,627	22,150
October	27,186	
November	31,783	
December	34,909	
January	38,701	
February	43,782	
March	49,676	
April	53,029	
May	53,053	
June	53,056	

QUALITY

	Quantity	Base Number	Contract	AT	Region	England
% of FP17s for the same patient ID Re-attending within 3 months - Children	264	3,103	8.5%	11.1%	12.0%	11.5%
% of FP17s for the same patient ID Re-attending within 3 months - Adults	1,199	6,687	17.9%	16.6%	17.2%	15.4%
% of FP17s for the same patient ID Re-attending between 3 & 9 months - Children	926	3,103	29.8%	45.5%	49.4%	59.7%
% of FP17s for the same patient ID Re-attending between 3 & 9 months - Adults	1,797	6,687	26.9%	37.1%	39.2%	51.7%
% of FP17s for Band 1 Urgent Courses	1,726	8,855	19.5%	11.3%	11.0%	9.2%
% of FP17s Relating to Free Repair or Replacements	21	8,855	0.2%	0.5%	0.5%	0.7%
% of FP17s Relating to Continuations	48	8,855	0.5%	0.7%	0.7%	0.8%
% of Patients satisfied with the dentistry they have received	2	3	N/A	91.5%	90.9%	93.5%
% of Patients satisfied with the time they had to wait for an appointment	2	3	N/A	80.9%	83.7%	87.4%

* This is based on patients treated on this contract for their most recent course of treatment. Figures in italics indicate the base number of FP17s or Patient Questionnaire responses are less than 100. N/A is shown where the base number of responses is less than 10 during the period. % is calculated as Quantity/Base number*100

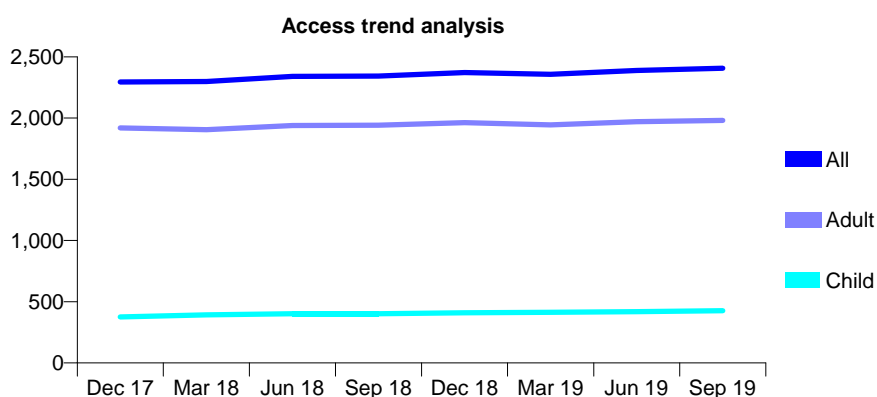
Q61 - Vital Signs At a Glance Contract Report for 110175/0001 - September 2019

Name or company name	Dr N Radia and Dr K Rughani
Contract type name	GDS Contract
Purpose of contract	General
Contract start date	03/12/2012
Contract end date	

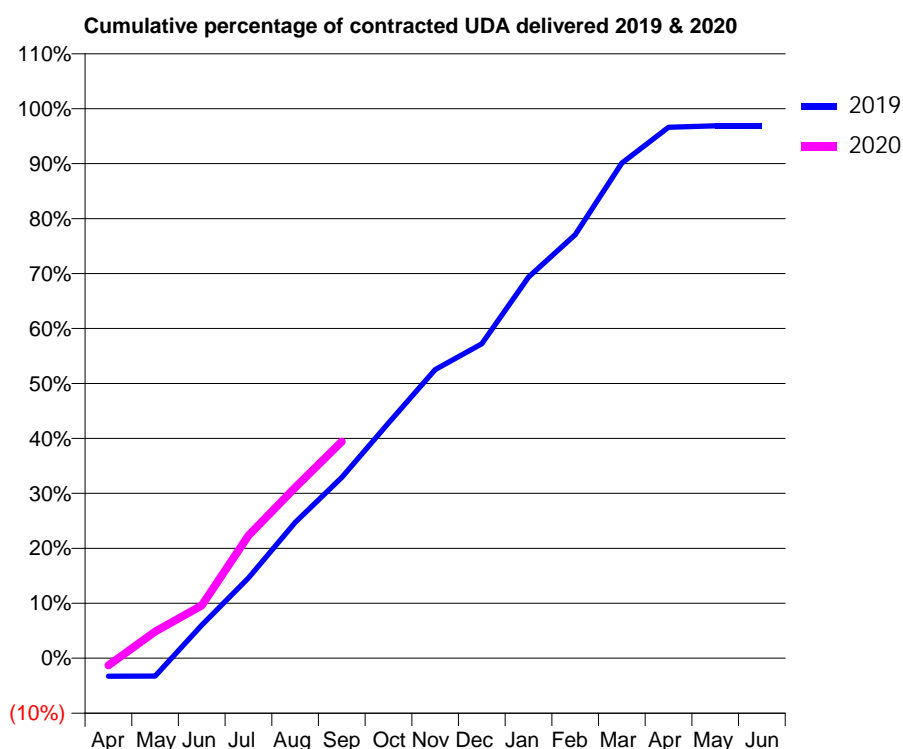
19/20 Contracted general activity (UDA)	6,929
Carry forward general activity (UDA)	217
19/20 Contracted orthodontic activity (UOA)	0
Carry forward orthodontic activity (UOA)	0
Baseline contract value	£194,792.34

ACCESS*

Patients seen in 24 months	Total	Change since previous quarter
Quarter ending September 2018	2,343	
Quarter ending December 2018	2,372	→
Quarter ending March 2019	2,358	→
Quarter ending June 2019	2,389	→
Quarter ending September 2019	2,407	→
Variance since September 2018	2.7%	↑



ACTIVITY



Month	2019	2020
April	-227	-92
May	-226	336
June	418	666
July	1,013	1,548
August	1,713	2,151
September	2,278	2,732
October	2,966	
November	3,639	
December	3,964	
January	4,807	
February	5,341	
March	6,242	
April	6,694	
May	6,711	
June	6,711	

QUALITY

	Quantity	Base Number	Contract	AT	Region	England
% of FP17s for the same patient ID Re-attending within 3 months - Children	32	381	8.4%	11.1%	12.0%	11.5%
% of FP17s for the same patient ID Re-attending within 3 months - Adults	209	1,581	13.2%	16.6%	17.2%	15.4%
% of FP17s for the same patient ID Re-attending between 3 & 9 months - Children	261	381	68.5%	45.5%	49.4%	59.7%
% of FP17s for the same patient ID Re-attending between 3 & 9 months - Adults	1,065	1,581	67.4%	37.1%	39.2%	51.7%
% of FP17s for Band 1 Urgent Courses	123	1,731	7.1%	11.3%	11.0%	9.2%
% of FP17s Relating to Free Repair or Replacements	9	1,731	0.5%	0.5%	0.5%	0.7%
% of FP17s Relating to Continuations	15	1,731	0.9%	0.7%	0.7%	0.8%
% of Patients satisfied with the dentistry they have received	1	1	N/A	91.5%	90.9%	93.5%
% of Patients satisfied with the time they had to wait for an appointment	1	1	N/A	80.9%	83.7%	87.4%

* This is based on patients treated on this contract for their most recent course of treatment.

Figures in italics indicate the base number of FP17s or Patient Questionnaire responses are less than 100. N/A is shown where the base number of responses is less than 10 during the period. % is calculated as Quantity/Base number*100

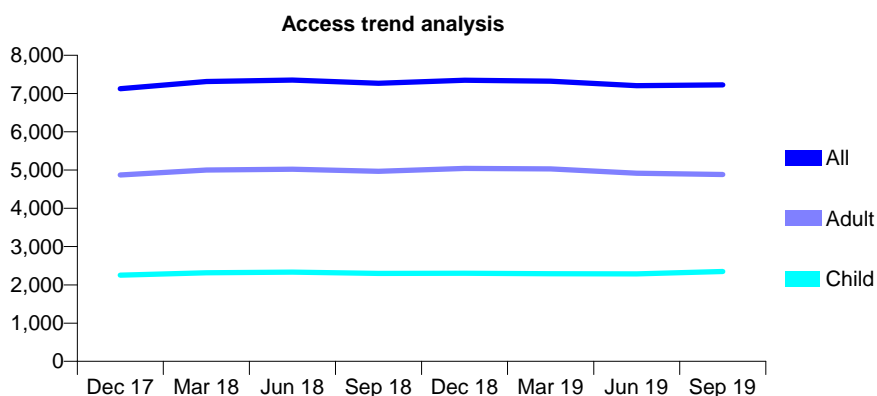
Q61 - Vital Signs At a Glance Contract Report for 110582/0001 - September 2019

Name or company name	MR S DARVISH-KOJOURI
Contract type name	GDS Contract
Purpose of contract	General
Contract start date	01/06/2013
Contract end date	

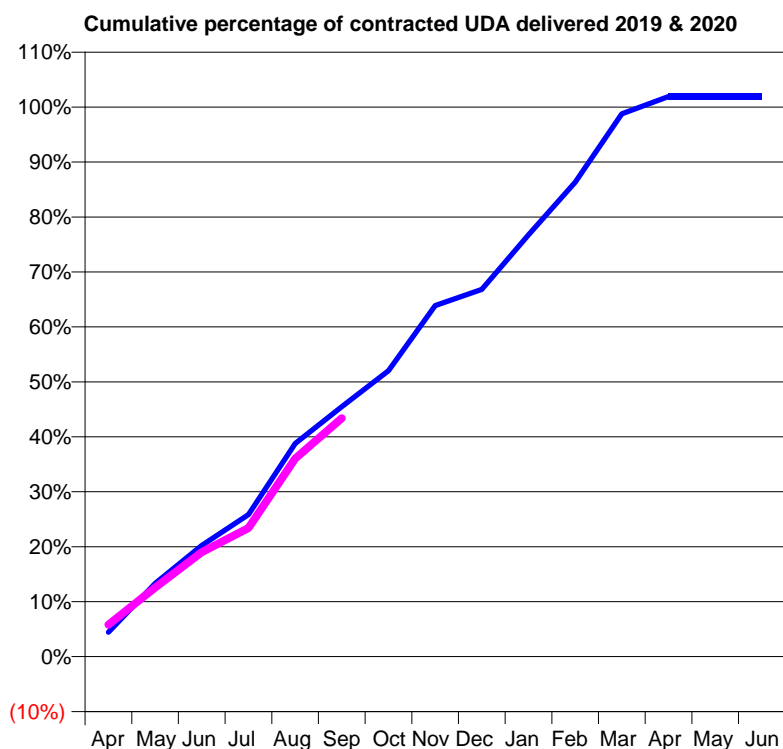
19/20 Contracted general activity (UDA)	21,262
Carry forward general activity (UDA)	-404
19/20 Contracted orthodontic activity (UOA)	0
Carry forward orthodontic activity (UOA)	0
Baseline contract value	£628,691.81

ACCESS*

Patients seen in 24 months	Total	Change since previous quarter
Quarter ending September 2018	7,269	
Quarter ending December 2018	7,345	→
Quarter ending March 2019	7,323	→
Quarter ending June 2019	7,204	↓
Quarter ending September 2019	7,228	→
Variance since September 2018	(0.6%)	→



ACTIVITY



Month	Adjusted Scheduled Activity (UDA)	
	2019	2020
April	945	1,234
May	2,838	2,671
June	4,299	4,040
July	5,496	4,975
August	8,247	7,667
September	9,664	9,225
October	11,060	
November	13,584	
December	14,205	
January	16,316	
February	18,357	
March	20,995	
April	21,667	
May	21,666	
June	21,666	

QUALITY

	Quantity	Base Number	Contract	AT	Region	England
% of FP17s for the same patient ID Re-attending within 3 months - Children	101	1,247	8.1%	11.1%	12.0%	11.5%
% of FP17s for the same patient ID Re-attending within 3 months - Adults	356	2,196	16.2%	16.6%	17.2%	15.4%
% of FP17s for the same patient ID Re-attending between 3 & 9 months - Children	521	1,247	41.8%	45.5%	49.4%	59.7%
% of FP17s for the same patient ID Re-attending between 3 & 9 months - Adults	798	2,196	36.3%	37.1%	39.2%	51.7%
% of FP17s for Band 1 Urgent Courses	413	3,219	12.8%	11.3%	11.0%	9.2%
% of FP17s Relating to Free Repair or Replacements	12	3,219	0.4%	0.5%	0.5%	0.7%
% of FP17s Relating to Continuations	63	3,219	2.0%	0.7%	0.7%	0.8%
% of Patients satisfied with the dentistry they have received	1	1	N/A	91.5%	90.9%	93.5%
% of Patients satisfied with the time they had to wait for an appointment	1	1	N/A	80.9%	83.7%	87.4%

* This is based on patients treated on this contract for their most recent course of treatment. Figures in italics indicate the base number of FP17s or Patient Questionnaire responses are less than 100. N/A is shown where the base number of responses is less than 10 during the period. % is calculated as Quantity/Base number*100

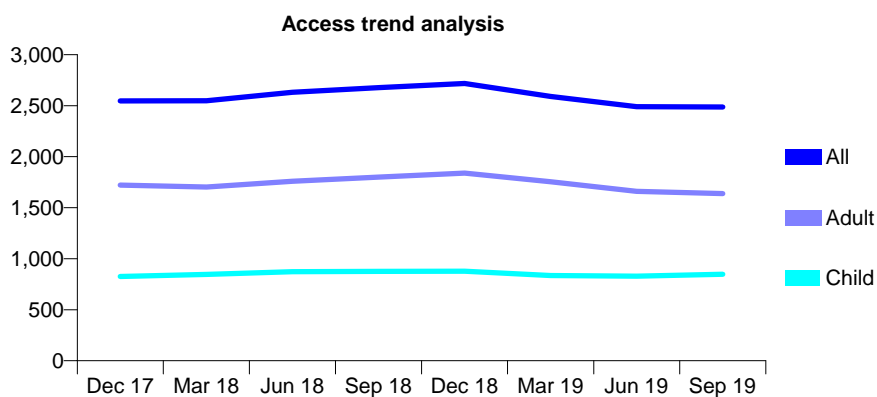
Q61 - Vital Signs At a Glance Contract Report for 110981/0001 - September 2019

Name or company name	Wellesley House Dental Practice Ltd
Contract type name	GDS Contract
Purpose of contract	General
Contract start date	01/06/2011
Contract end date	

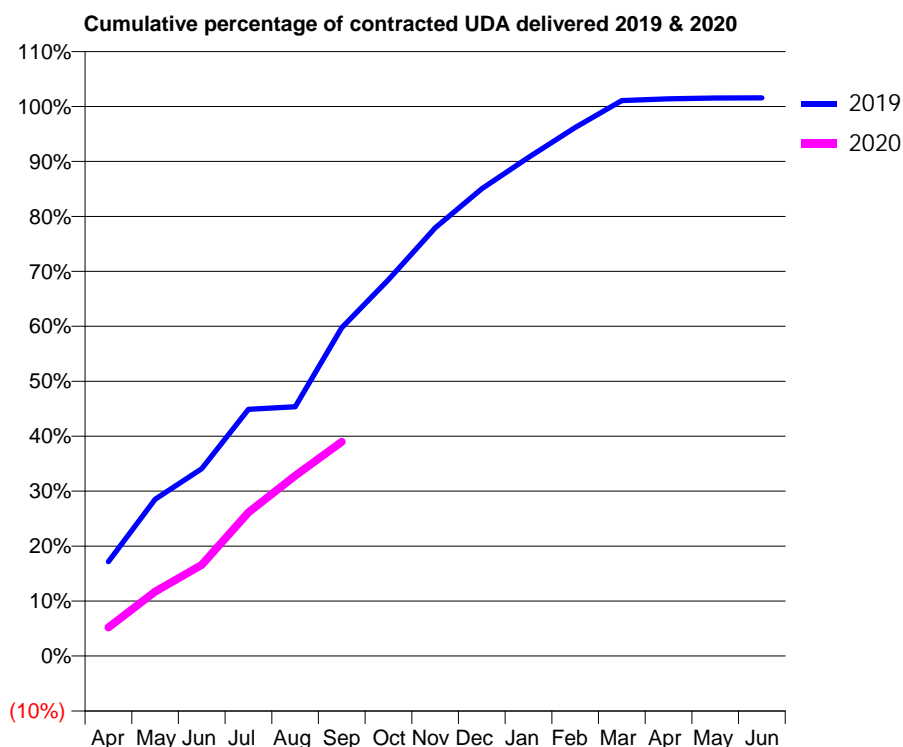
19/20 Contracted general activity (UDA)	10,303
Carry forward general activity (UDA)	-160
19/20 Contracted orthodontic activity (UOA)	0
Carry forward orthodontic activity (UOA)	0
Baseline contract value	£343,866.89

ACCESS*

Patients seen in 24 months	Total	Change since previous quarter
Quarter ending September 2018	2,677	
Quarter ending December 2018	2,717	→
Quarter ending March 2019	2,590	↓
Quarter ending June 2019	2,490	↓
Quarter ending September 2019	2,487	→
Variance since September 2018	(7.1%)	↓



ACTIVITY



Month	Adjusted Scheduled Activity (UDA)	
	2019	2020
April	1,769	537
May	2,939	1,208
June	3,512	1,710
July	4,626	2,694
August	4,674	3,379
September	6,155	4,016
October	7,057	
November	8,027	
December	8,759	
January	9,348	
February	9,911	
March	10,412	
April	10,448	
May	10,461	
June	10,464	

QUALITY

	Quantity	Base Number	Contract	AT	Region	England
% of FP17s for the same patient ID Re-attending within 3 months - Children	56	585	9.6%	11.1%	12.0%	11.5%
% of FP17s for the same patient ID Re-attending within 3 months - Adults	112	832	13.5%	16.6%	17.2%	15.4%
% of FP17s for the same patient ID Re-attending between 3 & 9 months - Children	274	585	46.8%	45.5%	49.4%	59.7%
% of FP17s for the same patient ID Re-attending between 3 & 9 months - Adults	327	832	39.3%	37.1%	39.2%	51.7%
% of FP17s for Band 1 Urgent Courses	48	1,385	3.5%	11.3%	11.0%	9.2%
% of FP17s Relating to Free Repair or Replacements	12	1,385	0.9%	0.5%	0.5%	0.7%
% of FP17s Relating to Continuations	13	1,385	0.9%	0.7%	0.7%	0.8%
% of Patients satisfied with the dentistry they have received	1	1	N/A	91.5%	90.9%	93.5%
% of Patients satisfied with the time they had to wait for an appointment	1	1	N/A	80.9%	83.7%	87.4%

* This is based on patients treated on this contract for their most recent course of treatment. Figures in italics indicate the base number of FP17s or Patient Questionnaire responses are less than 100. N/A is shown where the base number of responses is less than 10 during the period. % is calculated as Quantity/Base number*100

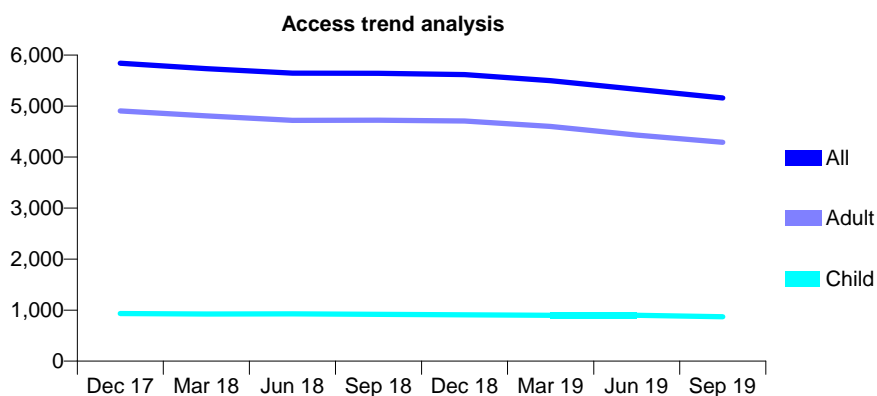
Q61 - Vital Signs At a Glance Contract Report for 111007/0001 - September 2019

Name or company name	Camden Dental Centre
Contract type name	GDS Contract
Purpose of contract	General
Contract start date	01/06/2010
Contract end date	

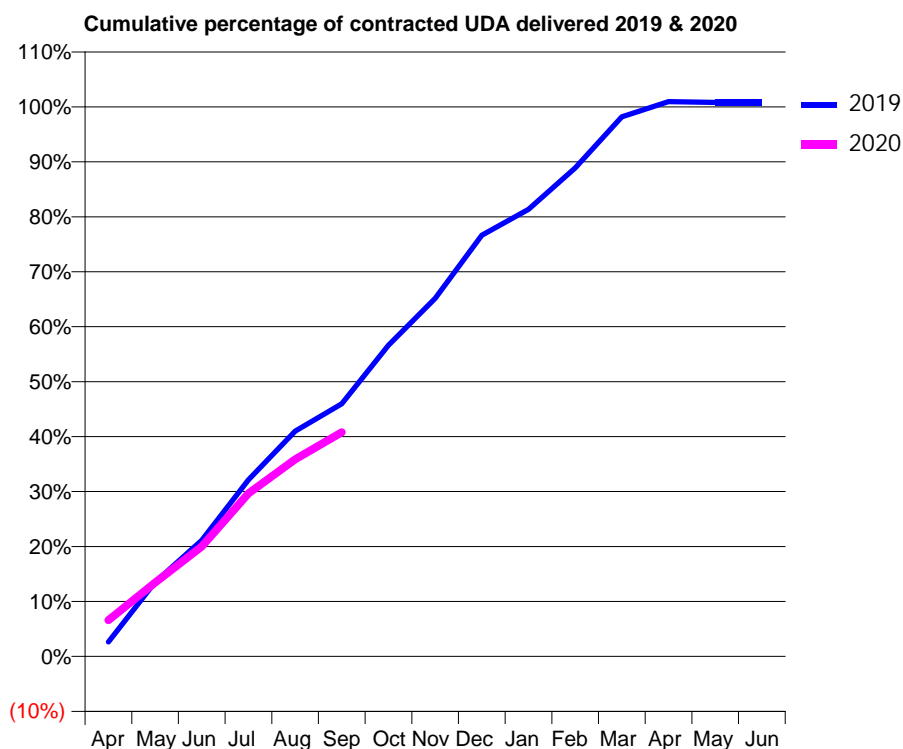
19/20 Contracted general activity (UDA)	20,108
Carry forward general activity (UDA)	-165
19/20 Contracted orthodontic activity (UOA)	0
Carry forward orthodontic activity (UOA)	0
Baseline contract value	£582,325.19

ACCESS*

Patients seen in 24 months	Total	Change since previous quarter
Quarter ending September 2018	5,642	
Quarter ending December 2018	5,616	→
Quarter ending March 2019	5,499	↓
Quarter ending June 2019	5,330	↓
Quarter ending September 2019	5,160	↓
Variance since September 2018	(8.5%)	↓



ACTIVITY



Month	2019	2020
April	532	1,326
May	2,722	2,707
June	4,246	4,025
July	6,462	5,966
August	8,246	7,210
September	9,245	8,200
October	11,388	
November	13,104	
December	15,414	
January	16,357	
February	17,874	
March	19,742	
April	20,296	
May	20,274	
June	20,273	

QUALITY

	Quantity	Base Number	Contract	AT	Region	England
% of FP17s for the same patient ID Re-attending within 3 months - Children	38	494	7.7%	11.1%	12.0%	11.5%
% of FP17s for the same patient ID Re-attending within 3 months - Adults	286	2,029	14.1%	16.6%	17.2%	15.4%
% of FP17s for the same patient ID Re-attending between 3 & 9 months - Children	181	494	36.6%	45.5%	49.4%	59.7%
% of FP17s for the same patient ID Re-attending between 3 & 9 months - Adults	755	2,029	37.2%	37.1%	39.2%	51.7%
% of FP17s for Band 1 Urgent Courses	330	2,242	14.7%	11.3%	11.0%	9.2%
% of FP17s Relating to Free Repair or Replacements	42	2,242	1.9%	0.5%	0.5%	0.7%
% of FP17s Relating to Continuations	3	2,242	0.1%	0.7%	0.7%	0.8%
% of Patients satisfied with the dentistry they have received	1	2	N/A	91.5%	90.9%	93.5%
% of Patients satisfied with the time they had to wait for an appointment	1	2	N/A	80.9%	83.7%	87.4%

* This is based on patients treated on this contract for their most recent course of treatment. Figures in italics indicate the base number of FP17s or Patient Questionnaire responses are less than 100. N/A is shown where the base number of responses is less than 10 during the period. % is calculated as Quantity/Base number*100

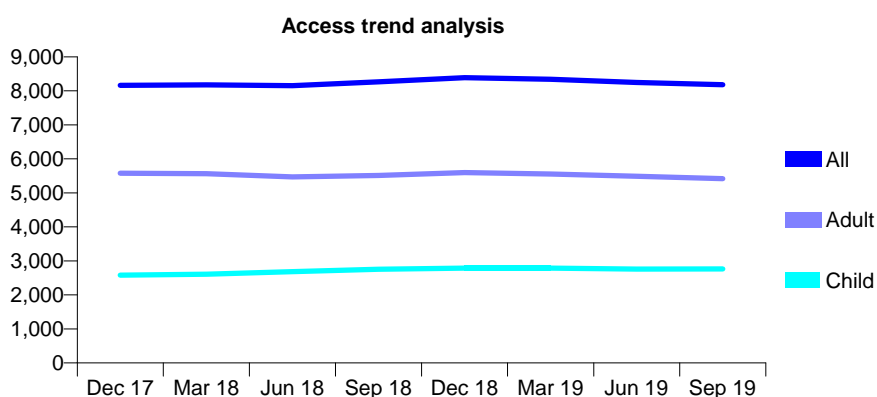
Q61 - Vital Signs At a Glance Contract Report for 11171/0001 - September 2019

Name or company name	Gale Street Limited
Contract type name	GDS Contract
Purpose of contract	General
Contract start date	01/08/2011
Contract end date	

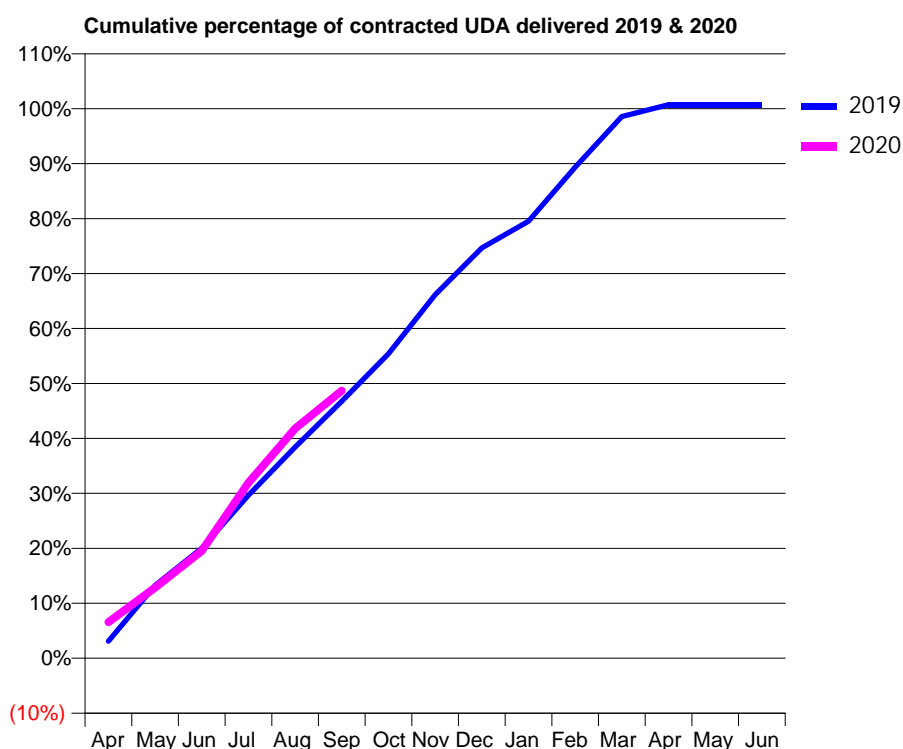
19/20 Contracted general activity (UDA)	24,275
Carry forward general activity (UDA)	-176
19/20 Contracted orthodontic activity (UOA)	0
Carry forward orthodontic activity (UOA)	0
Baseline contract value	£801,077.29

ACCESS*

Patients seen in 24 months	Total	Change since previous quarter
Quarter ending September 2018	8,266	
Quarter ending December 2018	8,387	→
Quarter ending March 2019	8,342	→
Quarter ending June 2019	8,249	↓
Quarter ending September 2019	8,184	→
Variance since September 2018	(1.0%)	→



ACTIVITY



Month	2019	2020
April	753	1,591
May	3,217	3,120
June	4,862	4,738
July	7,199	7,752
August	9,325	10,148
September	11,351	11,817
October	13,451	
November	16,057	
December	18,123	
January	19,299	
February	21,694	
March	23,926	
April	24,448	
May	24,451	
June	24,451	

QUALITY

	Quantity	Base Number	Contract	AT	Region	England
% of FP17s for the same patient ID Re-attending within 3 months - Children	129	1,492	8.6%	11.1%	12.0%	11.5%
% of FP17s for the same patient ID Re-attending within 3 months - Adults	559	2,817	19.8%	16.6%	17.2%	15.4%
% of FP17s for the same patient ID Re-attending between 3 & 9 months - Children	510	1,492	34.2%	45.5%	49.4%	59.7%
% of FP17s for the same patient ID Re-attending between 3 & 9 months - Adults	796	2,817	28.3%	37.1%	39.2%	51.7%
% of FP17s for Band 1 Urgent Courses	486	4,096	11.9%	11.3%	11.0%	9.2%
% of FP17s Relating to Free Repair or Replacements	60	4,096	1.5%	0.5%	0.5%	0.7%
% of FP17s Relating to Continuations	143	4,096	3.5%	0.7%	0.7%	0.8%
% of Patients satisfied with the dentistry they have received	1	1	N/A	91.5%	90.9%	93.5%
% of Patients satisfied with the time they had to wait for an appointment	0	1	N/A	80.9%	83.7%	87.4%

* This is based on patients treated on this contract for their most recent course of treatment. Figures in italics indicate the base number of FP17s or Patient Questionnaire responses are less than 100. N/A is shown where the base number of responses is less than 10 during the period. % is calculated as Quantity/Base number*100

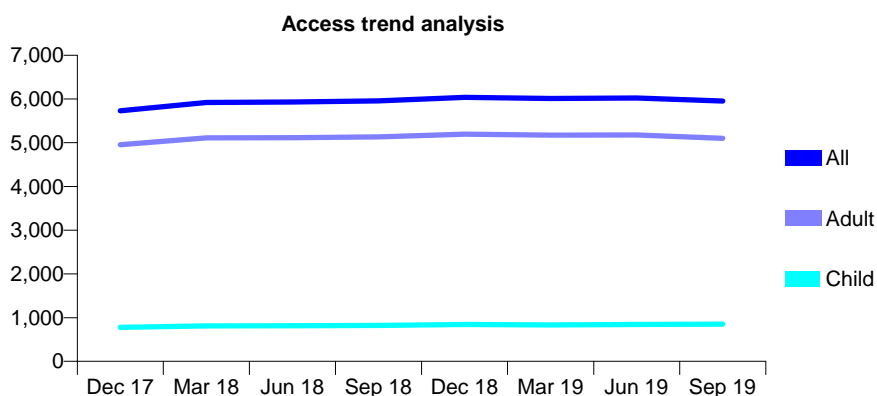
Q61 - Vital Signs At a Glance Contract Report for 113247/0001 - September 2019

Name or company name	Chalton Street Dental
Contract type name	GDS Contract
Purpose of contract	General
Contract start date	01/04/2010
Contract end date	

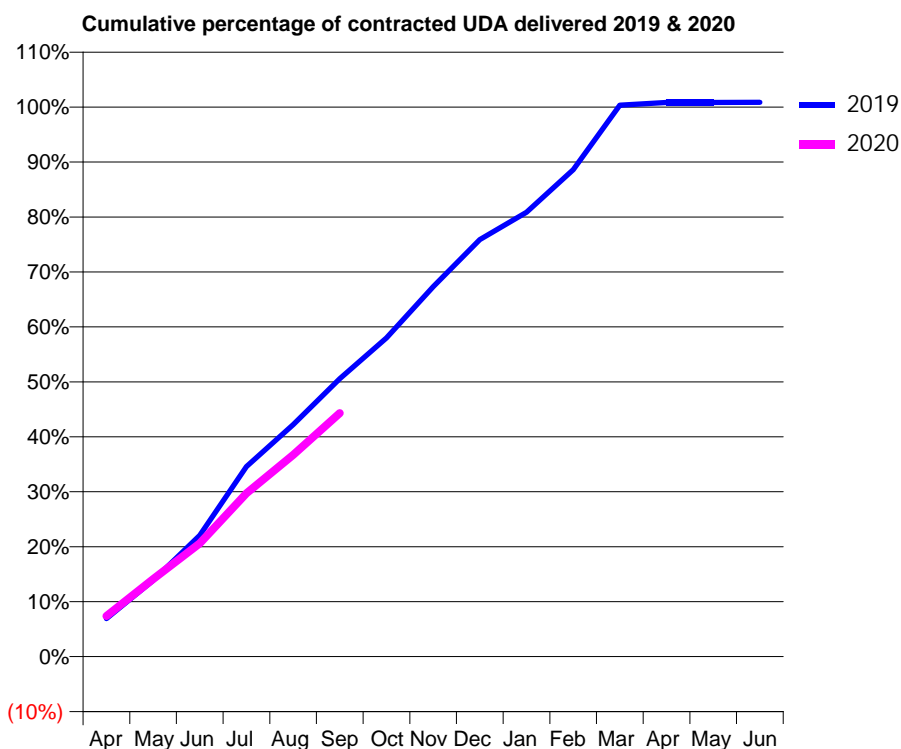
19/20 Contracted general activity (UDA)	14,297
Carry forward general activity (UDA)	-124
19/20 Contracted orthodontic activity (UOA)	0
Carry forward orthodontic activity (UOA)	0
Baseline contract value	£390,027.95

ACCESS*

Patients seen in 24 months	Total	Change since previous quarter
Quarter ending September 2018	5,955	
Quarter ending December 2018	6,038	→
Quarter ending March 2019	6,009	→
Quarter ending June 2019	6,022	→
Quarter ending September 2019	5,953	↓
Variance since September 2018	(0.0%)	→



ACTIVITY



Month	Adjusted Scheduled Activity (UDA)	
	2019	2020
April	989	1,058
May	1,987	2,018
June	3,155	2,949
July	4,946	4,249
August	6,034	5,248
September	7,232	6,335
October	8,294	
November	9,623	
December	10,847	
January	11,561	
February	12,670	
March	14,343	
April	14,417	
May	14,419	
June	14,422	

QUALITY

	Quantity	Base Number	Contract	AT	Region	England
% of FP17s for the same patient ID Re-attending within 3 months - Children	66	543	12.2%	11.1%	12.0%	11.5%
% of FP17s for the same patient ID Re-attending within 3 months - Adults	229	2,273	10.1%	16.6%	17.2%	15.4%
% of FP17s for the same patient ID Re-attending between 3 & 9 months - Children	256	543	47.1%	45.5%	49.4%	59.7%
% of FP17s for the same patient ID Re-attending between 3 & 9 months - Adults	926	2,273	40.7%	37.1%	39.2%	51.7%
% of FP17s for Band 1 Urgent Courses	274	2,757	9.9%	11.3%	11.0%	9.2%
% of FP17s Relating to Free Repair or Replacements	14	2,757	0.5%	0.5%	0.5%	0.7%
% of FP17s Relating to Continuations	6	2,757	0.2%	0.7%	0.7%	0.8%
% of Patients satisfied with the dentistry they have received	0	0	N/A	91.5%	90.9%	93.5%
% of Patients satisfied with the time they had to wait for an appointment	0	0	N/A	80.9%	83.7%	87.4%

* This is based on patients treated on this contract for their most recent course of treatment. Figures in italics indicate the base number of FP17s or Patient Questionnaire responses are less than 100. N/A is shown where the base number of responses is less than 10 during the period. % is calculated as Quantity/Base number*100

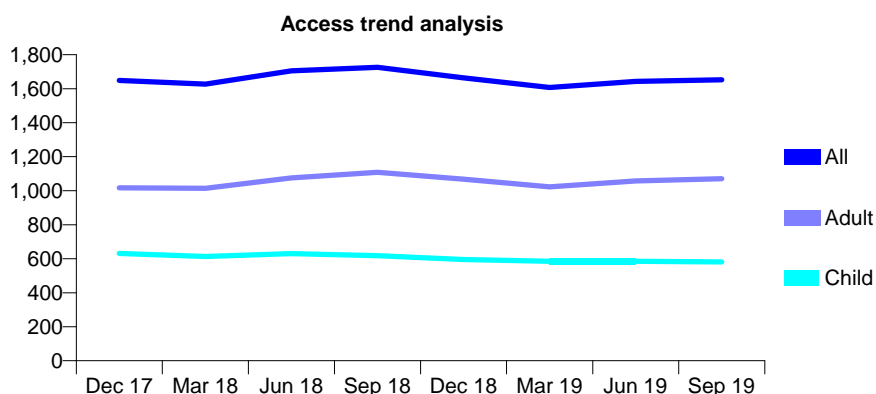
Q61 - Vital Signs At a Glance Contract Report for 114723/0001 - September 2019

Name or company name	Romford Road Dental Centre
Contract type name	GDS Contract
Purpose of contract	General
Contract start date	01/01/2011
Contract end date	

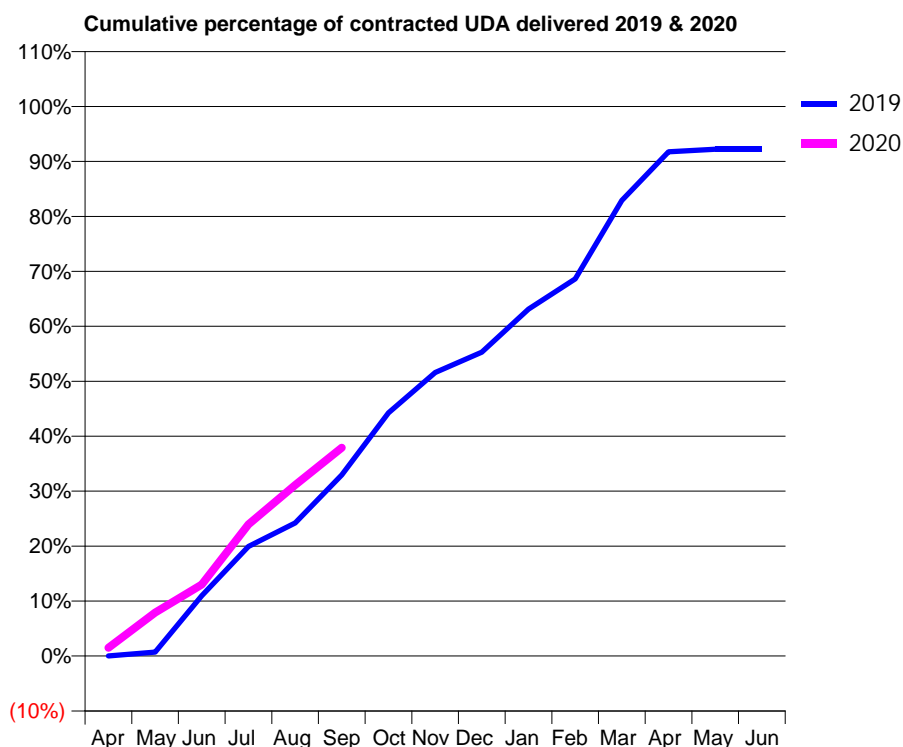
19/20 Contracted general activity (UDA)	5,482
Carry forward general activity (UDA)	0
19/20 Contracted orthodontic activity (UOA)	0
Carry forward orthodontic activity (UOA)	0
Baseline contract value	£152,030.68

ACCESS*

Patients seen in 24 months	Total	Change since previous quarter
Quarter ending September 2018	1,726	
Quarter ending December 2018	1,664	↓
Quarter ending March 2019	1,607	↓
Quarter ending June 2019	1,643	↑
Quarter ending September 2019	1,652	→
Variance since September 2018	(4.3%)	↓



ACTIVITY



Month	Adjusted Scheduled Activity (UDA)	
	2019	2020
April	0	82
May	40	433
June	602	712
July	1,093	1,314
August	1,328	1,706
September	1,805	2,078
October	2,426	
November	2,827	
December	3,032	
January	3,461	
February	3,763	
March	4,544	
April	5,030	
May	5,055	
June	5,055	

QUALITY

	Quantity	Base Number	Contract	AT	Region	England
% of FP17s for the same patient ID Re-attending within 3 months - Children	24	263	9.1%	11.1%	12.0%	11.5%
% of FP17s for the same patient ID Re-attending within 3 months - Adults	46	431	10.7%	16.6%	17.2%	15.4%
% of FP17s for the same patient ID Re-attending between 3 & 9 months - Children	41	263	15.6%	45.5%	49.4%	59.7%
% of FP17s for the same patient ID Re-attending between 3 & 9 months - Adults	72	431	16.7%	37.1%	39.2%	51.7%
% of FP17s for Band 1 Urgent Courses	42	581	7.2%	11.3%	11.0%	9.2%
% of FP17s Relating to Free Repair or Replacements	1	581	0.2%	0.5%	0.5%	0.7%
% of FP17s Relating to Continuations	5	581	0.9%	0.7%	0.7%	0.8%
% of Patients satisfied with the dentistry they have received	1	1	N/A	91.5%	90.9%	93.5%
% of Patients satisfied with the time they had to wait for an appointment	1	1	N/A	80.9%	83.7%	87.4%

* This is based on patients treated on this contract for their most recent course of treatment. Figures in italics indicate the base number of FP17s or Patient Questionnaire responses are less than 100. N/A is shown where the base number of responses is less than 10 during the period. % is calculated as Quantity/Base number*100

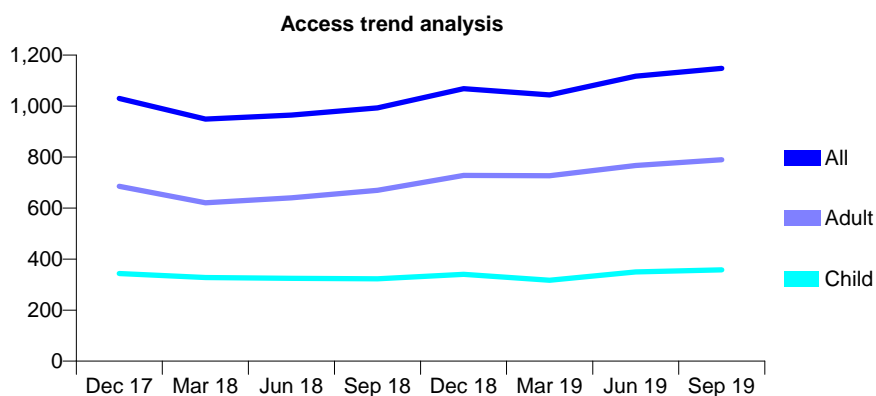
Q61 - Vital Signs At a Glance Contract Report for 115398/0001 - September 2019

Name or company name	Mrs S Hossein Pour Tehrani, Mr P Negahb
Contract type name	GDS Contract
Purpose of contract	General
Contract start date	04/09/2013
Contract end date	

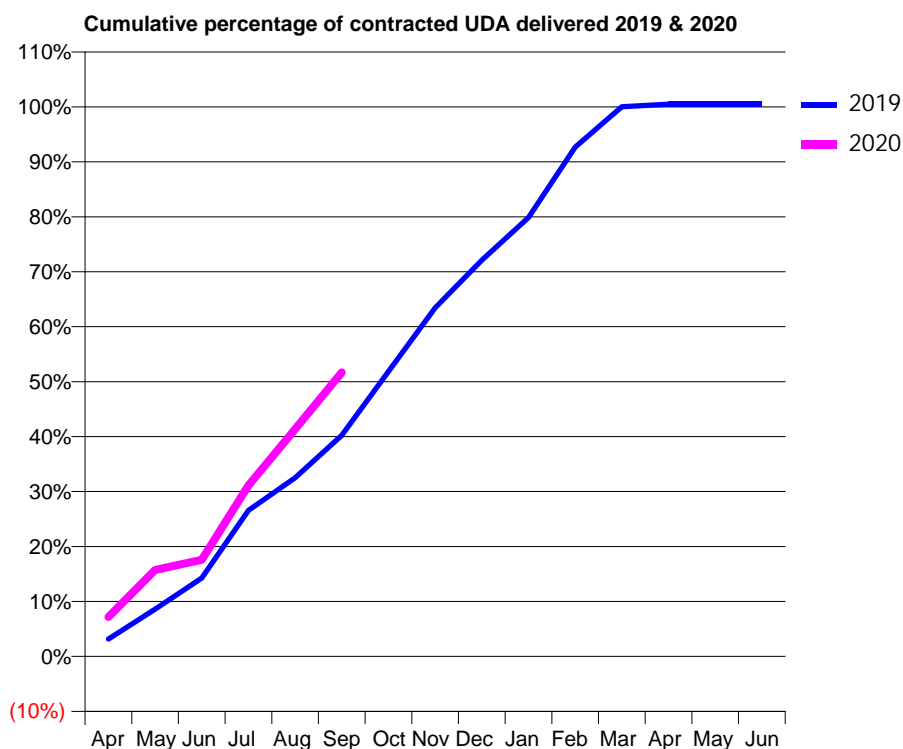
19/20 Contracted general activity (UDA)	3,202
Carry forward general activity (UDA)	-15
19/20 Contracted orthodontic activity (UOA)	0
Carry forward orthodontic activity (UOA)	0
Baseline contract value	£86,827.19

ACCESS*

Patients seen in 24 months	Total	Change since previous quarter
Quarter ending September 2018	993	
Quarter ending December 2018	1,068	↑
Quarter ending March 2019	1,044	↓
Quarter ending June 2019	1,117	↑
Quarter ending September 2019	1,148	↑
Variance since September 2018	15.6%	↑



ACTIVITY



Month	2019	2020
April	102	229
May	276	504
June	457	563
July	852	997
August	1,041	1,325
September	1,288	1,655
October	1,660	
November	2,032	
December	2,308	
January	2,558	
February	2,968	
March	3,203	
April	3,217	
May	3,217	
June	3,217	

QUALITY

	Quantity	Base Number	Contract	AT	Region	England
% of FP17s for the same patient ID Re-attending within 3 months - Children	8	229	3.5%	11.1%	12.0%	11.5%
% of FP17s for the same patient ID Re-attending within 3 months - Adults	24	383	6.3%	16.6%	17.2%	15.4%
% of FP17s for the same patient ID Re-attending between 3 & 9 months - Children	73	229	31.9%	45.5%	49.4%	59.7%
% of FP17s for the same patient ID Re-attending between 3 & 9 months - Adults	97	383	25.3%	37.1%	39.2%	51.7%
% of FP17s for Band 1 Urgent Courses	104	608	17.1%	11.3%	11.0%	9.2%
% of FP17s Relating to Free Repair or Replacements	0	608	0.0%	0.5%	0.5%	0.7%
% of FP17s Relating to Continuations	0	608	0.0%	0.7%	0.7%	0.8%
% of Patients satisfied with the dentistry they have received	0	0	N/A	91.5%	90.9%	93.5%
% of Patients satisfied with the time they had to wait for an appointment	0	0	N/A	80.9%	83.7%	87.4%

* This is based on patients treated on this contract for their most recent course of treatment. Figures in italics indicate the base number of FP17s or Patient Questionnaire responses are less than 100. N/A is shown where the base number of responses is less than 10 during the period. % is calculated as Quantity/Base number*100

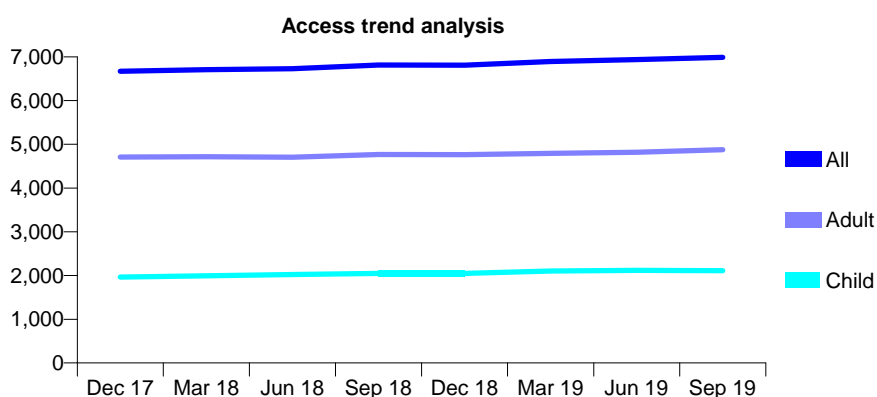
Q61 - Vital Signs At a Glance Contract Report for 117021/0001 - September 2019

Name or company name	N12 Dental Care
Contract type name	GDS Contract
Purpose of contract	General
Contract start date	01/11/2007
Contract end date	

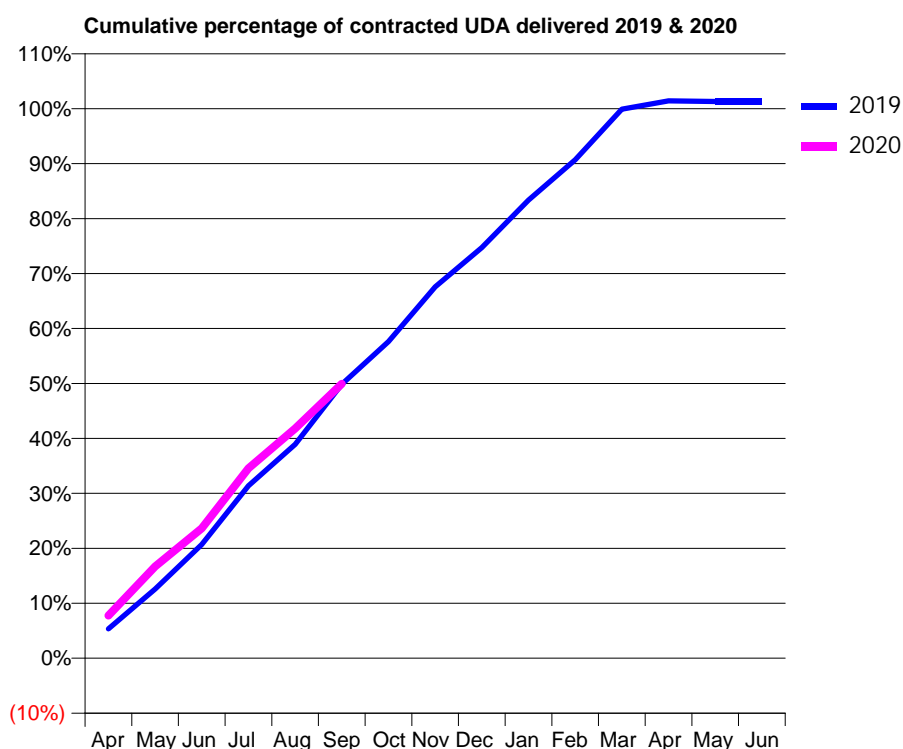
19/20 Contracted general activity (UDA)	17,477
Carry forward general activity (UDA)	-227
19/20 Contracted orthodontic activity (UOA)	0
Carry forward orthodontic activity (UOA)	0
Baseline contract value	£443,632.92

ACCESS*

Patients seen in 24 months	Total	Change since previous quarter
Quarter ending September 2018	6,813	
Quarter ending December 2018	6,809	→
Quarter ending March 2019	6,894	→
Quarter ending June 2019	6,938	→
Quarter ending September 2019	6,990	→
Variance since September 2018	2.6%	↑



ACTIVITY



Month	2019	2020
April	936	1,360
May	2,202	2,920
June	3,616	4,127
July	5,488	6,041
August	6,802	7,304
September	8,715	8,728
October	10,069	
November	11,808	
December	13,058	
January	14,572	
February	15,852	
March	17,460	
April	17,728	
May	17,704	
June	17,704	

QUALITY

	Quantity	Base Number	Contract	AT	Region	England
% of FP17s for the same patient ID Re-attending within 3 months - Children	83	1,272	6.5%	11.1%	12.0%	11.5%
% of FP17s for the same patient ID Re-attending within 3 months - Adults	235	2,445	9.6%	16.6%	17.2%	15.4%
% of FP17s for the same patient ID Re-attending between 3 & 9 months - Children	540	1,272	42.5%	45.5%	49.4%	59.7%
% of FP17s for the same patient ID Re-attending between 3 & 9 months - Adults	959	2,445	39.2%	37.1%	39.2%	51.7%
% of FP17s for Band 1 Urgent Courses	399	3,522	11.3%	11.3%	11.0%	9.2%
% of FP17s Relating to Free Repair or Replacements	0	3,522	0.0%	0.5%	0.5%	0.7%
% of FP17s Relating to Continuations	5	3,522	0.1%	0.7%	0.7%	0.8%
% of Patients satisfied with the dentistry they have received	1	2	N/A	91.5%	90.9%	93.5%
% of Patients satisfied with the time they had to wait for an appointment	2	2	N/A	80.9%	83.7%	87.4%

* This is based on patients treated on this contract for their most recent course of treatment.

Figures in italics indicate the base number of FP17s or Patient Questionnaire responses are less than 100. N/A is shown where the base number of responses is less than 10 during the period. % is calculated as Quantity/Base number*100

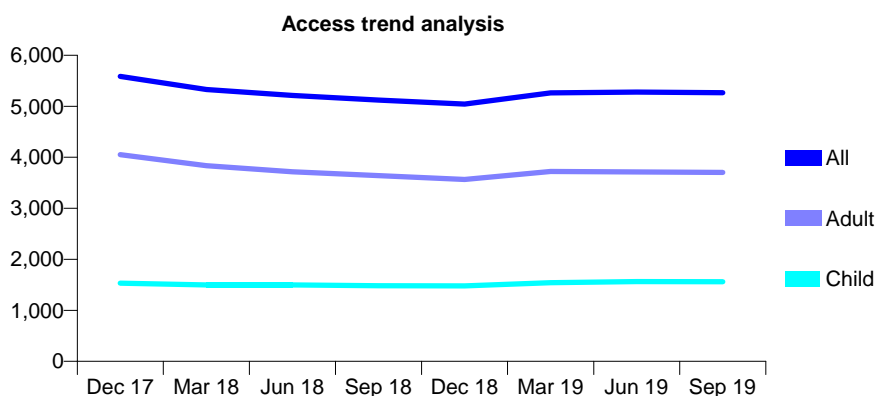
Q61 - Vital Signs At a Glance Contract Report for 117439/0001 - September 2019

Name or company name	Wapping Dental Centre
Contract type name	GDS Contract
Purpose of contract	General
Contract start date	01/04/2013
Contract end date	

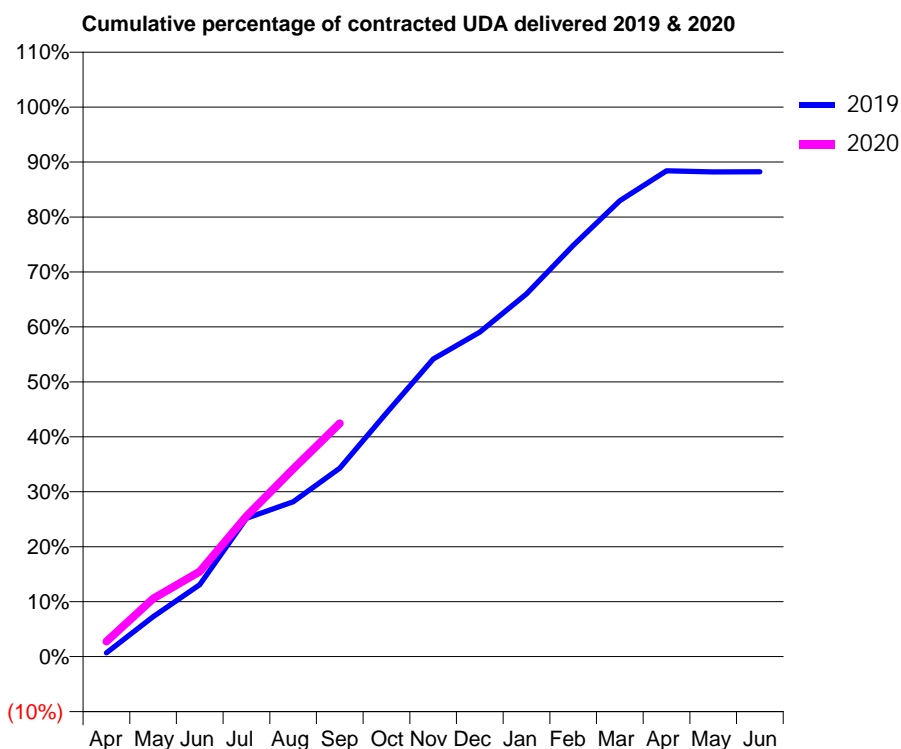
19/20 Contracted general activity (UDA)	14,000
Carry forward general activity (UDA)	320
19/20 Contracted orthodontic activity (UOA)	0
Carry forward orthodontic activity (UOA)	0
Baseline contract value	£484,094.24

ACCESS*

Patients seen in 24 months	Total	Change since previous quarter
Quarter ending September 2018	5,124	
Quarter ending December 2018	5,044	↓
Quarter ending March 2019	5,264	↑
Quarter ending June 2019	5,279	→
Quarter ending September 2019	5,266	→
Variance since September 2018	2.8%	↑



ACTIVITY



Month	Adjusted Scheduled Activity (UDA)	
	2019	2020
April	96	386
May	1,019	1,480
June	1,834	2,167
July	3,524	3,580
August	3,947	4,782
September	4,803	5,945
October	6,210	
November	7,581	
December	8,266	
January	9,242	
February	10,477	
March	11,613	
April	12,375	
May	12,349	
June	12,352	

QUALITY

	Quantity	Base Number	Contract	AT	Region	England
% of FP17s for the same patient ID Re-attending within 3 months - Children	73	1,076	6.8%	11.1%	12.0%	11.5%
% of FP17s for the same patient ID Re-attending within 3 months - Adults	324	2,255	14.4%	16.6%	17.2%	15.4%
% of FP17s for the same patient ID Re-attending between 3 & 9 months - Children	575	1,076	53.4%	45.5%	49.4%	59.7%
% of FP17s for the same patient ID Re-attending between 3 & 9 months - Adults	841	2,255	37.3%	37.1%	39.2%	51.7%
% of FP17s for Band 1 Urgent Courses	365	3,054	12.0%	11.3%	11.0%	9.2%
% of FP17s Relating to Free Repair or Replacements	15	3,054	0.5%	0.5%	0.5%	0.7%
% of FP17s Relating to Continuations	5	3,054	0.2%	0.7%	0.7%	0.8%
% of Patients satisfied with the dentistry they have received	0	0	N/A	91.5%	90.9%	93.5%
% of Patients satisfied with the time they had to wait for an appointment	0	0	N/A	80.9%	83.7%	87.4%

* This is based on patients treated on this contract for their most recent course of treatment. Figures in italics indicate the base number of FP17s or Patient Questionnaire responses are less than 100. N/A is shown where the base number of responses is less than 10 during the period. % is calculated as Quantity/Base number*100

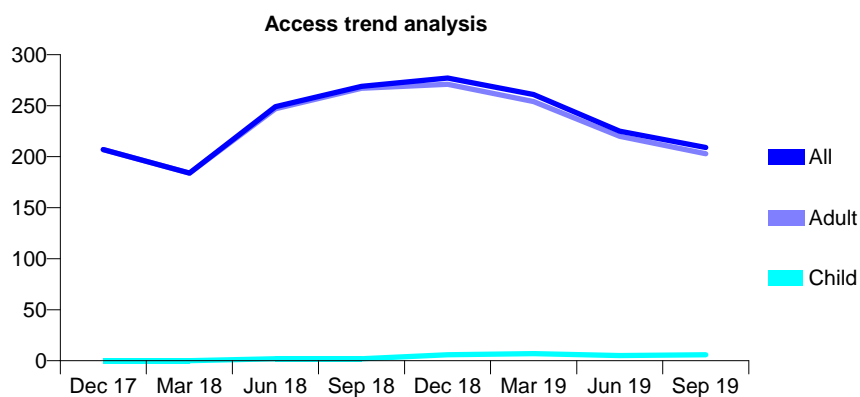
Q61 - Vital Signs At a Glance Contract Report for 118001/0006 - September 2019

Name or company name	Community Dental Service
Contract type name	PDS Contract
Purpose of contract	General
Contract start date	01/04/2014
Contract end date	31/03/2020

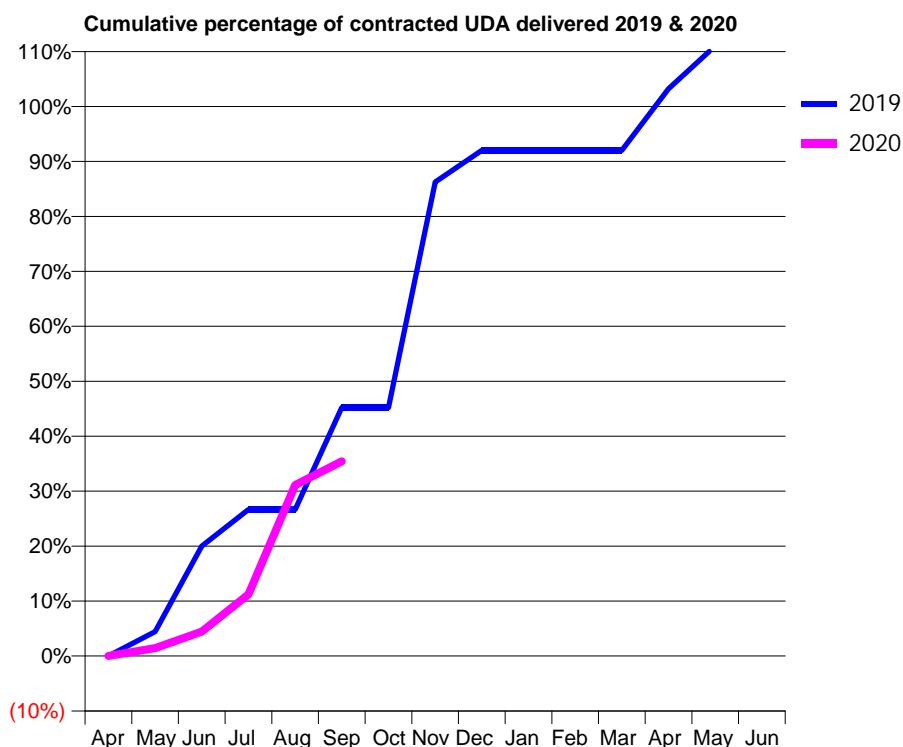
19/20 Contracted general activity (UDA)	900
Carry forward general activity (UDA)	0
19/20 Contracted orthodontic activity (UOA)	0
Carry forward orthodontic activity (UOA)	0
Baseline contract value	£57,577.97

ACCESS*

Patients seen in 24 months	Total	Change since previous quarter
Quarter ending September 2018	269	
Quarter ending December 2018	277	↑
Quarter ending March 2019	261	↓
Quarter ending June 2019	225	↓
Quarter ending September 2019	209	↓
Variance since September 2018	(22.3%)	↓



ACTIVITY



Month	Adjusted Scheduled Activity (UDA)	
	2019	2020
April	0	0
May	40	13
June	180	40
July	240	101
August	240	280
September	407	319
October	407	
November	776	
December	828	
January	828	
February	828	
March	828	
April	929	
May	999	
June	999	

QUALITY

	Quantity	Base Number	Contract	AT	Region	England
% of FP17s for the same patient ID Re-attending within 3 months - Children	0	4	0.0%	11.1%	12.0%	11.5%
% of FP17s for the same patient ID Re-attending within 3 months - Adults	0	222	0.0%	16.6%	17.2%	15.4%
% of FP17s for the same patient ID Re-attending between 3 & 9 months - Children	0	4	0.0%	45.5%	49.4%	59.7%
% of FP17s for the same patient ID Re-attending between 3 & 9 months - Adults	1	222	0.5%	37.1%	39.2%	51.7%
% of FP17s for Band 1 Urgent Courses	0	147	0.0%	11.3%	11.0%	9.2%
% of FP17s Relating to Free Repair or Replacements	0	147	0.0%	0.5%	0.5%	0.7%
% of FP17s Relating to Continuations	0	147	0.0%	0.7%	0.7%	0.8%
% of Patients satisfied with the dentistry they have received	0	0	N/A	91.5%	90.9%	93.5%
% of Patients satisfied with the time they had to wait for an appointment	0	0	N/A	80.9%	83.7%	87.4%

* This is based on patients treated on this contract for their most recent course of treatment. Figures in italics indicate the base number of FP17s or Patient Questionnaire responses are less than 100. N/A is shown where the base number of responses is less than 10 during the period. % is calculated as Quantity/Base number*100

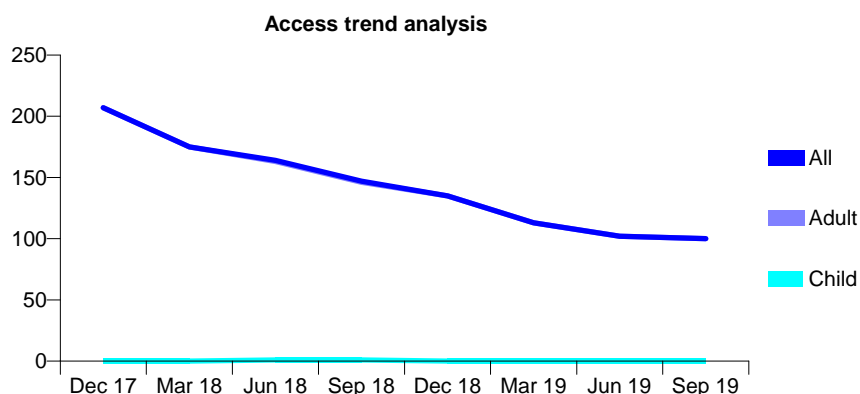
Q61 - Vital Signs At a Glance Contract Report for 118001/0007 - September 2019

Name or company name	Community Dental Service
Contract type name	PDS Contract
Purpose of contract	General
Contract start date	01/04/2014
Contract end date	31/03/2020

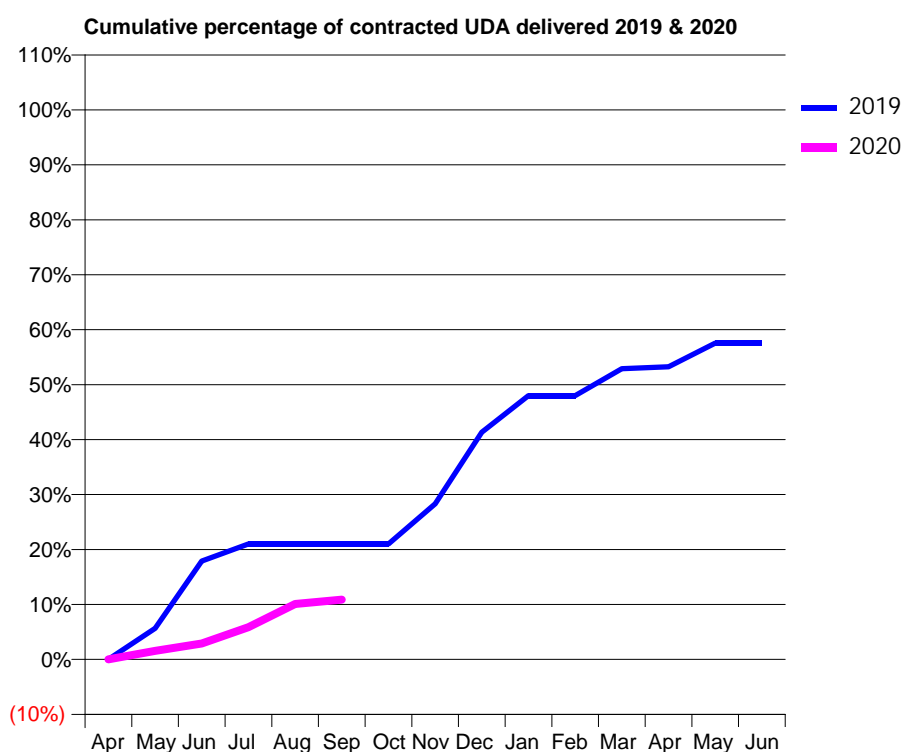
19/20 Contracted general activity (UDA)	900
Carry forward general activity (UDA)	0
19/20 Contracted orthodontic activity (UOA)	0
Carry forward orthodontic activity (UOA)	0
Baseline contract value	£57,577.97

ACCESS*

Patients seen in 24 months	Total	Change since previous quarter
Quarter ending September 2018	147	
Quarter ending December 2018	135	↓
Quarter ending March 2019	113	↓
Quarter ending June 2019	102	↓
Quarter ending September 2019	100	↓
Variance since September 2018	(32.0%)	↓



ACTIVITY



Month	Adjusted Scheduled Activity (UDA)	
	2019	2020
April	0	0
May	51	14
June	161	26
July	189	53
August	189	91
September	189	98
October	189	
November	255	
December	372	
January	432	
February	432	
March	476	
April	479	
May	518	
June	518	

QUALITY

	Quantity	Base Number	Contract	AT	Region	England
% of FP17s for the same patient ID Re-attending within 3 months - Children	0	3	0.0%	11.1%	12.0%	11.5%
% of FP17s for the same patient ID Re-attending within 3 months - Adults	0	57	0.0%	16.6%	17.2%	15.4%
% of FP17s for the same patient ID Re-attending between 3 & 9 months - Children	0	3	0.0%	45.5%	49.4%	59.7%
% of FP17s for the same patient ID Re-attending between 3 & 9 months - Adults	0	57	0.0%	37.1%	39.2%	51.7%
% of FP17s for Band 1 Urgent Courses	0	40	0.0%	11.3%	11.0%	9.2%
% of FP17s Relating to Free Repair or Replacements	0	40	0.0%	0.5%	0.5%	0.7%
% of FP17s Relating to Continuations	0	40	0.0%	0.7%	0.7%	0.8%
% of Patients satisfied with the dentistry they have received	0	0	N/A	91.5%	90.9%	93.5%
% of Patients satisfied with the time they had to wait for an appointment	0	0	N/A	80.9%	83.7%	87.4%

* This is based on patients treated on this contract for their most recent course of treatment. Figures in italics indicate the base number of FP17s or Patient Questionnaire responses are less than 100. N/A is shown where the base number of responses is less than 10 during the period. % is calculated as Quantity/Base number*100

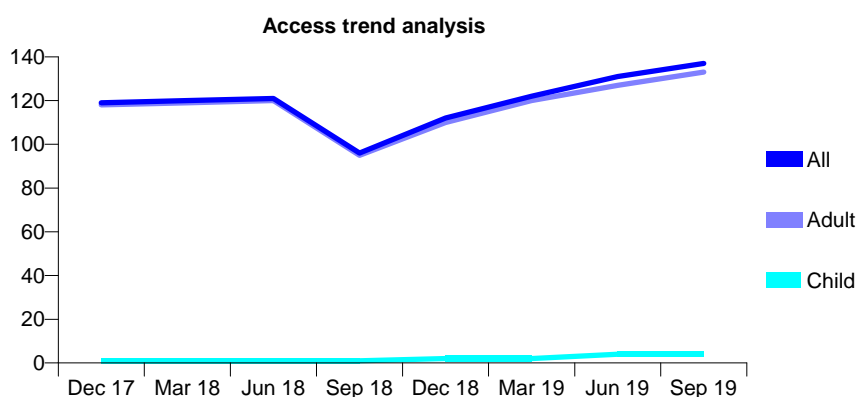
Q61 - Vital Signs At a Glance Contract Report for 118001/0008 - September 2019

Name or company name	Community Dental Service
Contract type name	PDS Contract
Purpose of contract	General
Contract start date	01/04/2014
Contract end date	31/03/2020

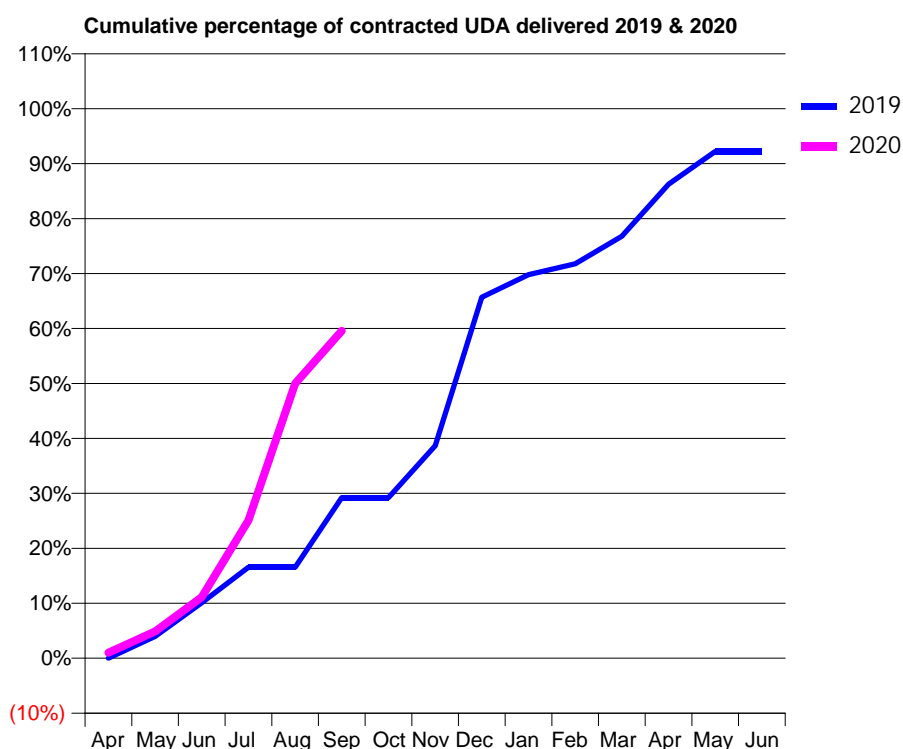
19/20 Contracted general activity (UDA)	900
Carry forward general activity (UDA)	0
19/20 Contracted orthodontic activity (UOA)	0
Carry forward orthodontic activity (UOA)	0
Baseline contract value	£57,577.97

ACCESS*

Patients seen in 24 months	Total	Change since previous quarter
Quarter ending September 2018	96	
Quarter ending December 2018	112	↑
Quarter ending March 2019	122	↑
Quarter ending June 2019	131	↑
Quarter ending September 2019	137	↑
Variance since September 2018	42.7%	↑



ACTIVITY



Month	2019	2020
April	0	9
May	36	44
June	91	100
July	149	226
August	149	450
September	263	536
October	263	
November	348	
December	591	
January	628	
February	646	
March	691	
April	776	
May	830	
June	830	

QUALITY

	Quantity	Base Number	Contract	AT	Region	England
% of FP17s for the same patient ID Re-attending within 3 months - Children	0	8	0.0%	11.1%	12.0%	11.5%
% of FP17s for the same patient ID Re-attending within 3 months - Adults	0	251	0.0%	16.6%	17.2%	15.4%
% of FP17s for the same patient ID Re-attending between 3 & 9 months - Children	0	8	0.0%	45.5%	49.4%	59.7%
% of FP17s for the same patient ID Re-attending between 3 & 9 months - Adults	0	251	0.0%	37.1%	39.2%	51.7%
% of FP17s for Band 1 Urgent Courses	0	206	0.0%	11.3%	11.0%	9.2%
% of FP17s Relating to Free Repair or Replacements	0	206	0.0%	0.5%	0.5%	0.7%
% of FP17s Relating to Continuations	0	206	0.0%	0.7%	0.7%	0.8%
% of Patients satisfied with the dentistry they have received	0	0	N/A	91.5%	90.9%	93.5%
% of Patients satisfied with the time they had to wait for an appointment	0	0	N/A	80.9%	83.7%	87.4%

* This is based on patients treated on this contract for their most recent course of treatment.

Figures in italics indicate the base number of FP17s or Patient Questionnaire responses are less than 100. N/A is shown where the base number of responses is less than 10 during the period. % is calculated as Quantity/Base number*100

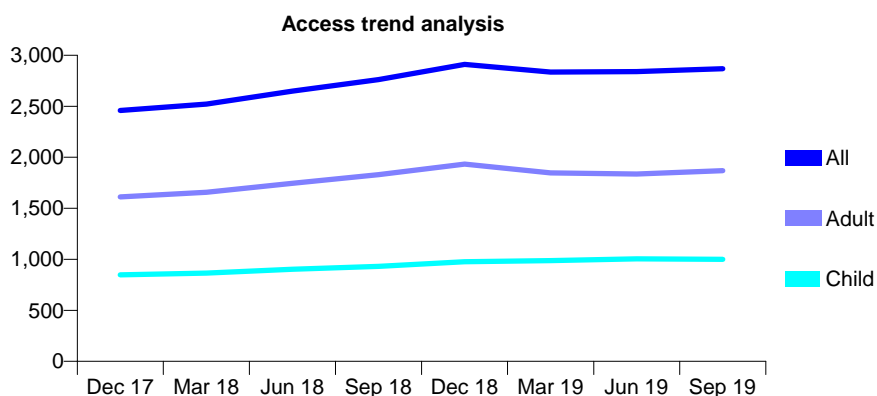
Q61 - Vital Signs At a Glance Contract Report for 118206/0001 - September 2019

Name or company name	Mr Chirag Patel and Mr Manish Patel
Contract type name	GDS Contract
Purpose of contract	General
Contract start date	01/06/2011
Contract end date	

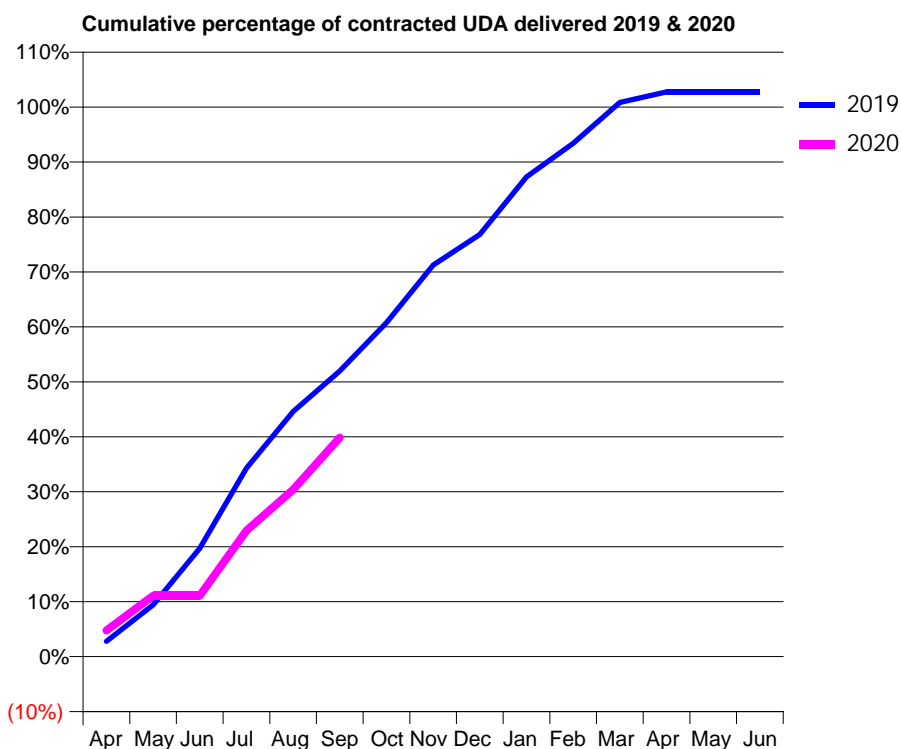
19/20 Contracted general activity (UDA)	5,643
Carry forward general activity (UDA)	-112
19/20 Contracted orthodontic activity (UOA)	0
Carry forward orthodontic activity (UOA)	0
Baseline contract value	£158,670.13

ACCESS*

Patients seen in 24 months	Total	Change since previous quarter
Quarter ending September 2018	2,762	
Quarter ending December 2018	2,910	↑
Quarter ending March 2019	2,834	↓
Quarter ending June 2019	2,840	→
Quarter ending September 2019	2,868	→
Variance since September 2018	3.8%	↑



ACTIVITY



Month	Adjusted Scheduled Activity (UDA)	
	2019	2020
April	157	269
May	532	625
June	1,112	625
July	1,936	1,295
August	2,516	1,715
September	2,932	2,249
October	3,429	
November	4,021	
December	4,335	
January	4,927	
February	5,272	
March	5,690	
April	5,799	
May	5,799	
June	5,799	

QUALITY

	Quantity	Base Number	Contract	AT	Region	England
% of FP17s for the same patient ID Re-attending within 3 months - Children	26	503	5.2%	11.1%	12.0%	11.5%
% of FP17s for the same patient ID Re-attending within 3 months - Adults	78	814	9.6%	16.6%	17.2%	15.4%
% of FP17s for the same patient ID Re-attending between 3 & 9 months - Children	167	503	33.2%	45.5%	49.4%	59.7%
% of FP17s for the same patient ID Re-attending between 3 & 9 months - Adults	265	814	32.6%	37.1%	39.2%	51.7%
% of FP17s for Band 1 Urgent Courses	90	1,251	7.2%	11.3%	11.0%	9.2%
% of FP17s Relating to Free Repair or Replacements	5	1,251	0.4%	0.5%	0.5%	0.7%
% of FP17s Relating to Continuations	22	1,251	1.8%	0.7%	0.7%	0.8%
% of Patients satisfied with the dentistry they have received	0	0	N/A	91.5%	90.9%	93.5%
% of Patients satisfied with the time they had to wait for an appointment	0	0	N/A	80.9%	83.7%	87.4%

* This is based on patients treated on this contract for their most recent course of treatment. Figures in italics indicate the base number of FP17s or Patient Questionnaire responses are less than 100. N/A is shown where the base number of responses is less than 10 during the period. % is calculated as Quantity/Base number*100

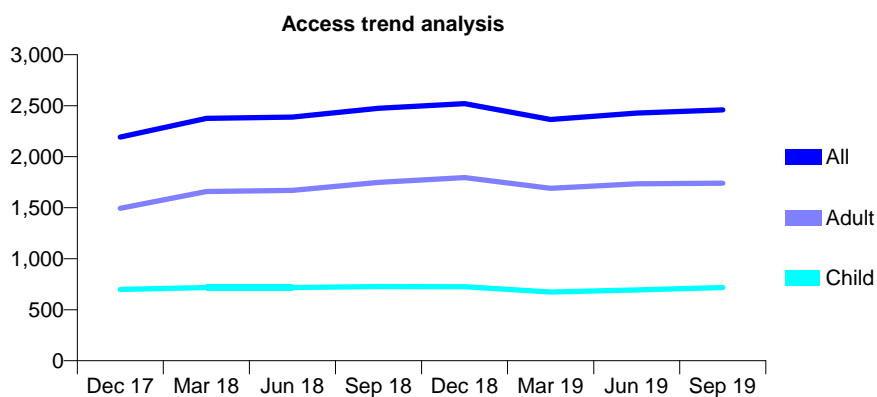
Q61 - Vital Signs At a Glance Contract Report for 118206/0002 - September 2019

Name or company name	Mr Chirag Patel and Mr Manish Patel
Contract type name	GDS Contract
Purpose of contract	General
Contract start date	01/10/2011
Contract end date	

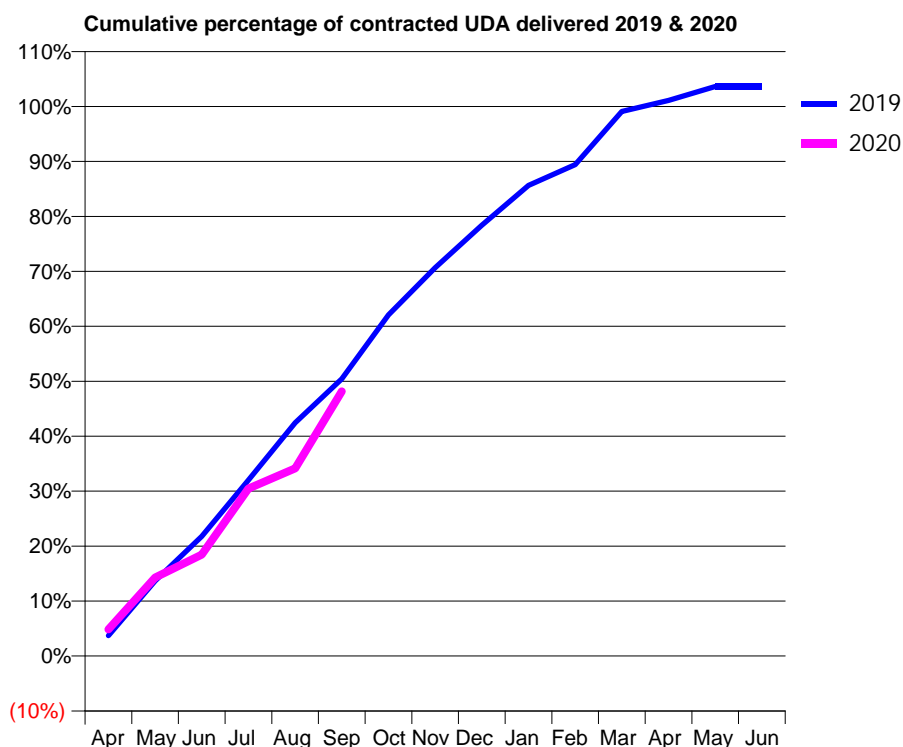
19/20 Contracted general activity (UDA)	4,674
Carry forward general activity (UDA)	-93
19/20 Contracted orthodontic activity (UOA)	0
Carry forward orthodontic activity (UOA)	0
Baseline contract value	£132,391.53

ACCESS*

Patients seen in 24 months	Total	Change since previous quarter
Quarter ending September 2018	2,475	
Quarter ending December 2018	2,520	→
Quarter ending March 2019	2,364	↓
Quarter ending June 2019	2,428	↑
Quarter ending September 2019	2,458	→
Variance since September 2018	(0.7%)	→



ACTIVITY



Month	Adjusted Scheduled Activity (UDA)	
	2019	2020
April	174	226
May	639	668
June	1,018	862
July	1,497	1,425
August	1,985	1,596
September	2,358	2,251
October	2,901	
November	3,304	
December	3,664	
January	4,002	
February	4,179	
March	4,632	
April	4,725	
May	4,844	
June	4,844	

QUALITY

	Quantity	Base Number	Contract	AT	Region	England
% of FP17s for the same patient ID Re-attending within 3 months - Children	18	427	4.2%	11.1%	12.0%	11.5%
% of FP17s for the same patient ID Re-attending within 3 months - Adults	120	854	14.1%	16.6%	17.2%	15.4%
% of FP17s for the same patient ID Re-attending between 3 & 9 months - Children	154	427	36.1%	45.5%	49.4%	59.7%
% of FP17s for the same patient ID Re-attending between 3 & 9 months - Adults	235	854	27.5%	37.1%	39.2%	51.7%
% of FP17s for Band 1 Urgent Courses	145	1,130	12.8%	11.3%	11.0%	9.2%
% of FP17s Relating to Free Repair or Replacements	4	1,130	0.4%	0.5%	0.5%	0.7%
% of FP17s Relating to Continuations	19	1,130	1.7%	0.7%	0.7%	0.8%
% of Patients satisfied with the dentistry they have received	0	0	N/A	91.5%	90.9%	93.5%
% of Patients satisfied with the time they had to wait for an appointment	0	0	N/A	80.9%	83.7%	87.4%

* This is based on patients treated on this contract for their most recent course of treatment. Figures in italics indicate the base number of FP17s or Patient Questionnaire responses are less than 100. N/A is shown where the base number of responses is less than 10 during the period. % is calculated as Quantity/Base number*100

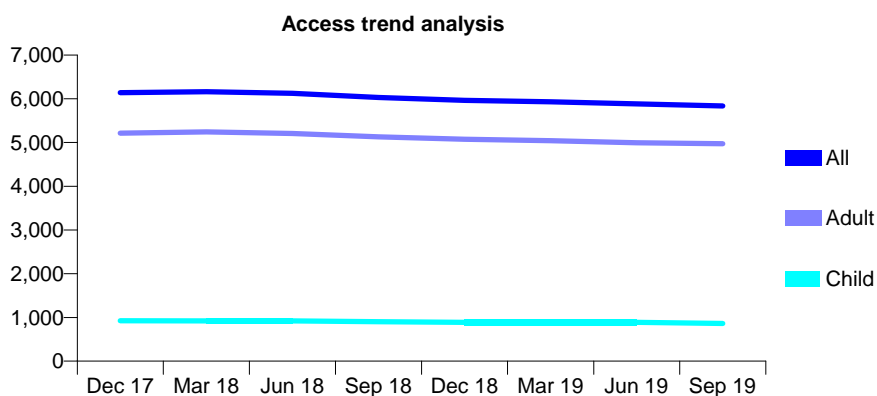
Q61 - Vital Signs At a Glance Contract Report for 119083/0001 - September 2019

Name or company name	Parkway Dental Care
Contract type name	GDS Contract
Purpose of contract	General
Contract start date	01/03/2011
Contract end date	

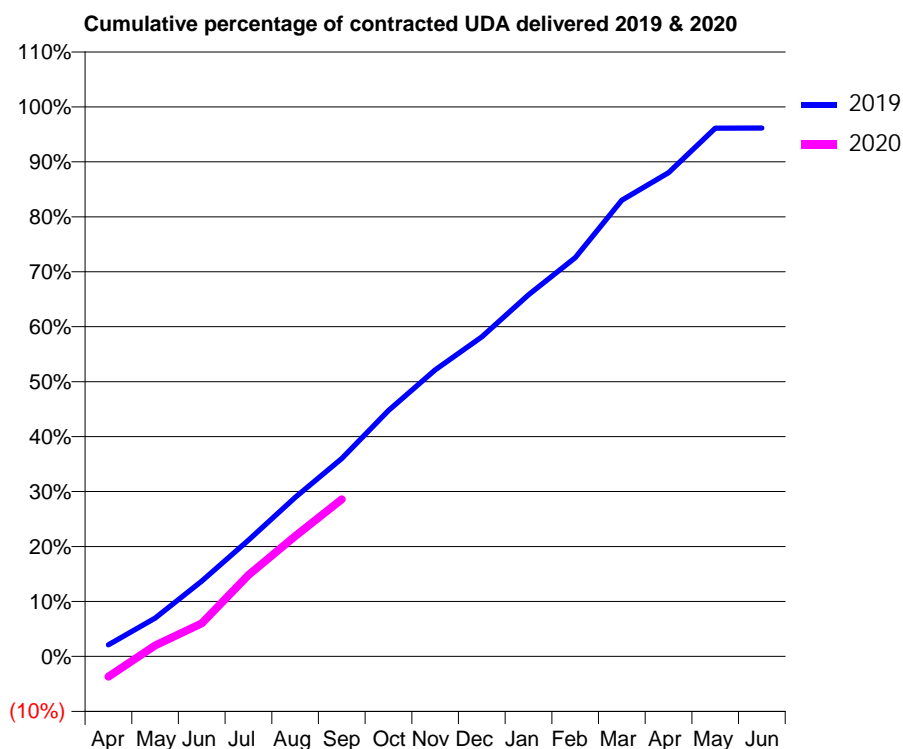
19/20 Contracted general activity (UDA)	18,500
Carry forward general activity (UDA)	709
19/20 Contracted orthodontic activity (UOA)	0
Carry forward orthodontic activity (UOA)	0
Baseline contract value	£408,280.84

ACCESS*

Patients seen in 24 months	Total	Change since previous quarter
Quarter ending September 2018	6,028	
Quarter ending December 2018	5,964	↓
Quarter ending March 2019	5,931	→
Quarter ending June 2019	5,882	→
Quarter ending September 2019	5,836	→
Variance since September 2018	(3.2%)	↓



ACTIVITY



Month	2019	2020
April	391	-685
May	1,292	370
June	2,536	1,113
July	3,918	2,742
August	5,356	4,045
September	6,659	5,289
October	8,275	
November	9,645	
December	10,758	
January	12,171	
February	13,427	
March	15,356	
April	16,286	
May	17,779	
June	17,791	

QUALITY

	Quantity	Base Number	Contract	AT	Region	England
% of FP17s for the same patient ID Re-attending within 3 months - Children	21	530	4.0%	11.1%	12.0%	11.5%
% of FP17s for the same patient ID Re-attending within 3 months - Adults	396	3,069	12.9%	16.6%	17.2%	15.4%
% of FP17s for the same patient ID Re-attending between 3 & 9 months - Children	282	530	53.2%	45.5%	49.4%	59.7%
% of FP17s for the same patient ID Re-attending between 3 & 9 months - Adults	1,449	3,069	47.2%	37.1%	39.2%	51.7%
% of FP17s for Band 1 Urgent Courses	254	3,010	8.4%	11.3%	11.0%	9.2%
% of FP17s Relating to Free Repair or Replacements	33	3,010	1.1%	0.5%	0.5%	0.7%
% of FP17s Relating to Continuations	0	3,010	0.0%	0.7%	0.7%	0.8%
% of Patients satisfied with the dentistry they have received	5	5	N/A	91.5%	90.9%	93.5%
% of Patients satisfied with the time they had to wait for an appointment	5	5	N/A	80.9%	83.7%	87.4%

* This is based on patients treated on this contract for their most recent course of treatment. Figures in italics indicate the base number of FP17s or Patient Questionnaire responses are less than 100. N/A is shown where the base number of responses is less than 10 during the period. % is calculated as Quantity/Base number*100

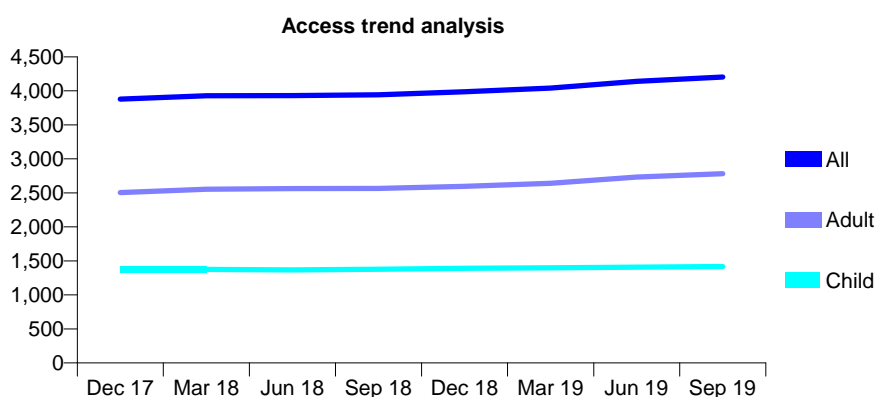
Q61 - Vital Signs At a Glance Contract Report for 119156/0001 - September 2019

Name or company name	Amshell Ltd
Contract type name	GDS Contract
Purpose of contract	General
Contract start date	01/10/2011
Contract end date	

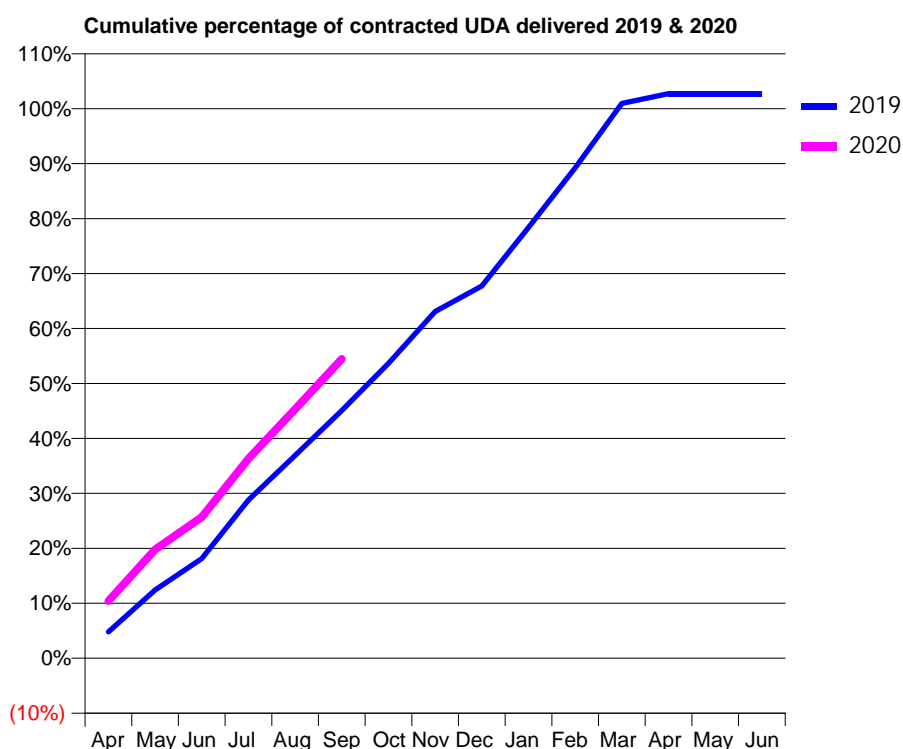
19/20 Contracted general activity (UDA)	12,506
Carry forward general activity (UDA)	-250
19/20 Contracted orthodontic activity (UOA)	0
Carry forward orthodontic activity (UOA)	0
Baseline contract value	£538,456.84

ACCESS*

Patients seen in 24 months	Total	Change since previous quarter
Quarter ending September 2018	3,943	
Quarter ending December 2018	3,988	→
Quarter ending March 2019	4,042	→
Quarter ending June 2019	4,140	↑
Quarter ending September 2019	4,203	→
Variance since September 2018	6.6%	↑



ACTIVITY



Month	2019	2020
April	599	1,304
May	1,551	2,475
June	2,269	3,214
July	3,601	4,540
August	4,618	5,668
September	5,638	6,808
October	6,713	
November	7,889	
December	8,469	
January	9,800	
February	11,161	
March	12,626	
April	12,848	
May	12,848	
June	12,848	

QUALITY

	Quantity	Base Number	Contract	AT	Region	England
% of FP17s for the same patient ID Re-attending within 3 months - Children	130	1,005	12.9%	11.1%	12.0%	11.5%
% of FP17s for the same patient ID Re-attending within 3 months - Adults	431	1,744	24.7%	16.6%	17.2%	15.4%
% of FP17s for the same patient ID Re-attending between 3 & 9 months - Children	516	1,005	51.3%	45.5%	49.4%	59.7%
% of FP17s for the same patient ID Re-attending between 3 & 9 months - Adults	557	1,744	31.9%	37.1%	39.2%	51.7%
% of FP17s for Band 1 Urgent Courses	481	2,643	18.2%	11.3%	11.0%	9.2%
% of FP17s Relating to Free Repair or Replacements	7	2,643	0.3%	0.5%	0.5%	0.7%
% of FP17s Relating to Continuations	3	2,643	0.1%	0.7%	0.7%	0.8%
% of Patients satisfied with the dentistry they have received	4	4	N/A	91.5%	90.9%	93.5%
% of Patients satisfied with the time they had to wait for an appointment	3	4	N/A	80.9%	83.7%	87.4%

* This is based on patients treated on this contract for their most recent course of treatment.

Figures in italics indicate the base number of FP17s or Patient Questionnaire responses are less than 100. N/A is shown where the base number of responses is less than 10 during the period. % is calculated as Quantity/Base number*100

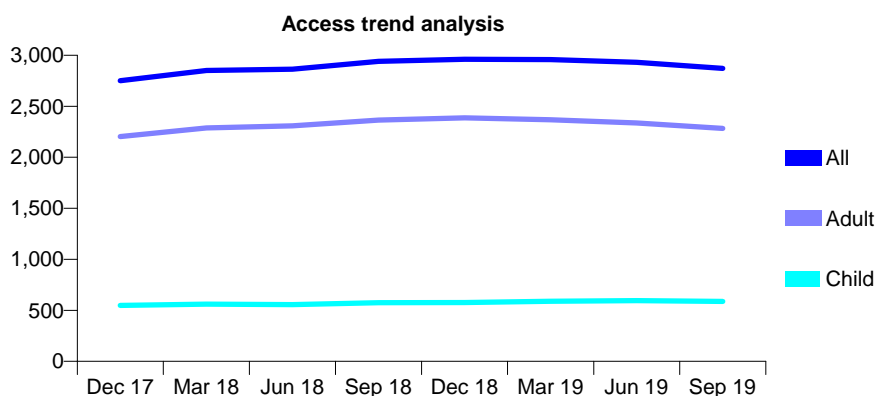
Q61 - Vital Signs At a Glance Contract Report for 119881/0001 - September 2019

Name or company name	Mr Ashish Patel
Contract type name	GDS Contract
Purpose of contract	General
Contract start date	01/08/2014
Contract end date	

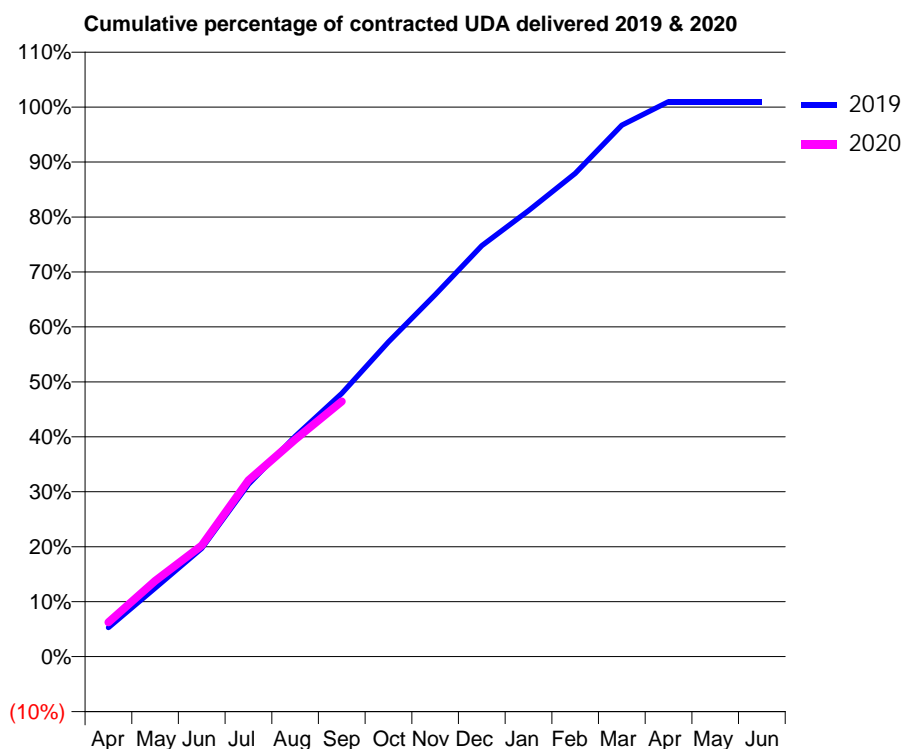
19/20 Contracted general activity (UDA)	6,300
Carry forward general activity (UDA)	-62
19/20 Contracted orthodontic activity (UOA)	0
Carry forward orthodontic activity (UOA)	0
Baseline contract value	£148,262.73

ACCESS*

Patients seen in 24 months	Total	Change since previous quarter
Quarter ending September 2018	2,941	
Quarter ending December 2018	2,962	→
Quarter ending March 2019	2,957	→
Quarter ending June 2019	2,932	→
Quarter ending September 2019	2,871	↓
Variance since September 2018	(2.4%)	↓



ACTIVITY



Month	Adjusted Scheduled Activity (UDA)	
	2019	2020
April	335	393
May	787	869
June	1,241	1,275
July	1,975	2,020
August	2,527	2,488
September	3,018	2,925
October	3,607	
November	4,150	
December	4,711	
January	5,113	
February	5,540	
March	6,092	
April	6,362	
May	6,362	
June	6,362	

QUALITY

	Quantity	Base Number	Contract	AT	Region	England
% of FP17s for the same patient ID Re-attending within 3 months - Children	33	315	10.5%	11.1%	12.0%	11.5%
% of FP17s for the same patient ID Re-attending within 3 months - Adults	145	1,005	14.4%	16.6%	17.2%	15.4%
% of FP17s for the same patient ID Re-attending between 3 & 9 months - Children	149	315	47.3%	45.5%	49.4%	59.7%
% of FP17s for the same patient ID Re-attending between 3 & 9 months - Adults	316	1,005	31.4%	37.1%	39.2%	51.7%
% of FP17s for Band 1 Urgent Courses	197	1,221	16.1%	11.3%	11.0%	9.2%
% of FP17s Relating to Free Repair or Replacements	2	1,221	0.2%	0.5%	0.5%	0.7%
% of FP17s Relating to Continuations	1	1,221	0.1%	0.7%	0.7%	0.8%
% of Patients satisfied with the dentistry they have received	0	0	N/A	91.5%	90.9%	93.5%
% of Patients satisfied with the time they had to wait for an appointment	0	0	N/A	80.9%	83.7%	87.4%

* This is based on patients treated on this contract for their most recent course of treatment. Figures in italics indicate the base number of FP17s or Patient Questionnaire responses are less than 100. N/A is shown where the base number of responses is less than 10 during the period. % is calculated as Quantity/Base number*100

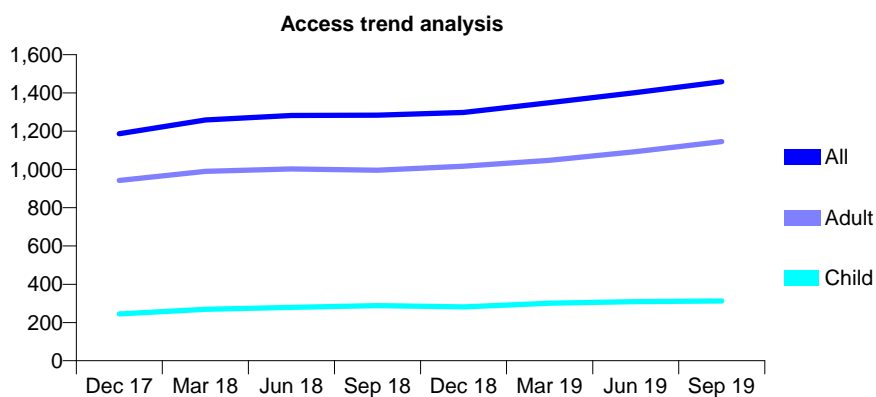
Q61 - Vital Signs At a Glance Contract Report for 120219/0001 - September 2019

Name or company name	SMILEDENT - Green Lanes
Contract type name	GDS Contract
Purpose of contract	General
Contract start date	01/04/2015
Contract end date	

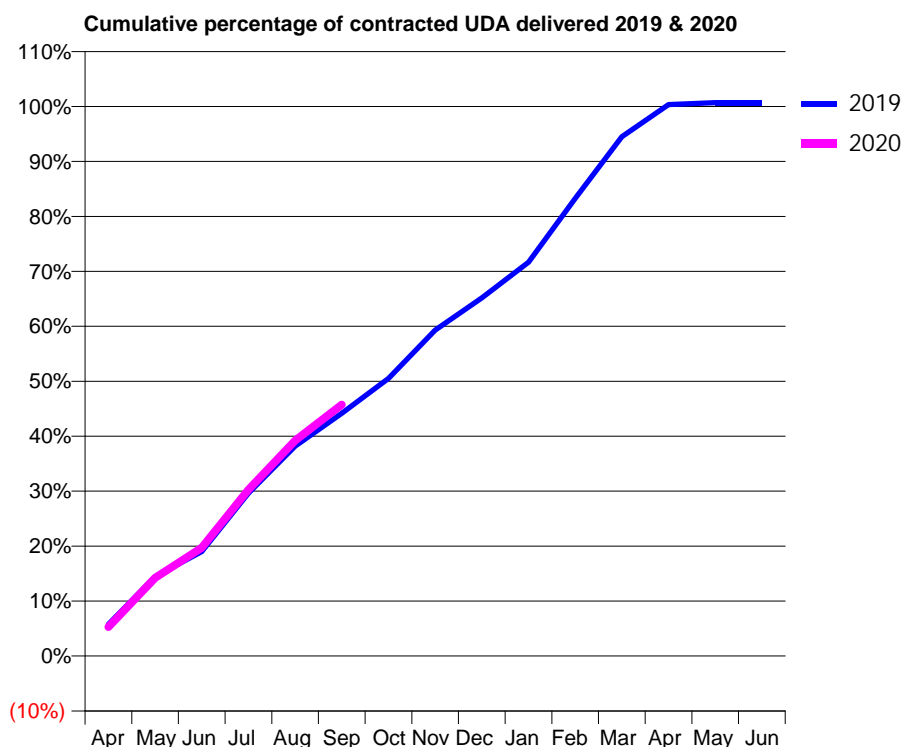
19/20 Contracted general activity (UDA)	3,786
Carry forward general activity (UDA)	-26
19/20 Contracted orthodontic activity (UOA)	0
Carry forward orthodontic activity (UOA)	0
Baseline contract value	£108,316.69

ACCESS*

Patients seen in 24 months	Total	Change since previous quarter
Quarter ending September 2018	1,284	
Quarter ending December 2018	1,298	→
Quarter ending March 2019	1,349	↑
Quarter ending June 2019	1,402	↑
Quarter ending September 2019	1,459	↑
Variance since September 2018	13.6%	↑



ACTIVITY



Month	Adjusted Scheduled Activity (UDA)	
	2019	2020
April	219	200
May	547	538
June	720	747
July	1,122	1,146
August	1,447	1,484
September	1,672	1,731
October	1,912	
November	2,245	
December	2,467	
January	2,712	
February	3,153	
March	3,577	
April	3,799	
May	3,812	
June	3,812	

QUALITY

	Quantity	Base Number	Contract	AT	Region	England
% of FP17s for the same patient ID Re-attending within 3 months - Children	17	215	7.9%	11.1%	12.0%	11.5%
% of FP17s for the same patient ID Re-attending within 3 months - Adults	78	657	11.9%	16.6%	17.2%	15.4%
% of FP17s for the same patient ID Re-attending between 3 & 9 months - Children	107	215	49.8%	45.5%	49.4%	59.7%
% of FP17s for the same patient ID Re-attending between 3 & 9 months - Adults	252	657	38.4%	37.1%	39.2%	51.7%
% of FP17s for Band 1 Urgent Courses	100	777	12.9%	11.3%	11.0%	9.2%
% of FP17s Relating to Free Repair or Replacements	2	777	0.3%	0.5%	0.5%	0.7%
% of FP17s Relating to Continuations	2	777	0.3%	0.7%	0.7%	0.8%
% of Patients satisfied with the dentistry they have received	0	0	N/A	91.5%	90.9%	93.5%
% of Patients satisfied with the time they had to wait for an appointment	0	0	N/A	80.9%	83.7%	87.4%

* This is based on patients treated on this contract for their most recent course of treatment. Figures in italics indicate the base number of FP17s or Patient Questionnaire responses are less than 100. N/A is shown where the base number of responses is less than 10 during the period. % is calculated as Quantity/Base number*100

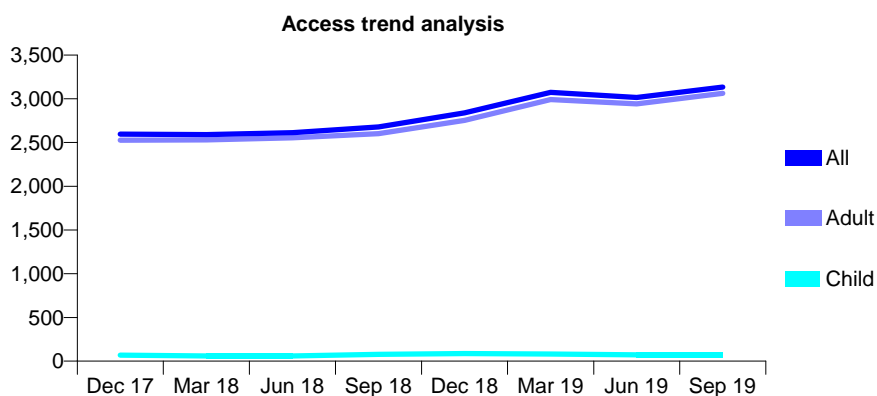
Q61 - Vital Signs At a Glance Contract Report for 120340/0001 - September 2019

Name or company name	MR MR MANBAJOOD
Contract type name	GDS Contract
Purpose of contract	General
Contract start date	11/04/2013
Contract end date	

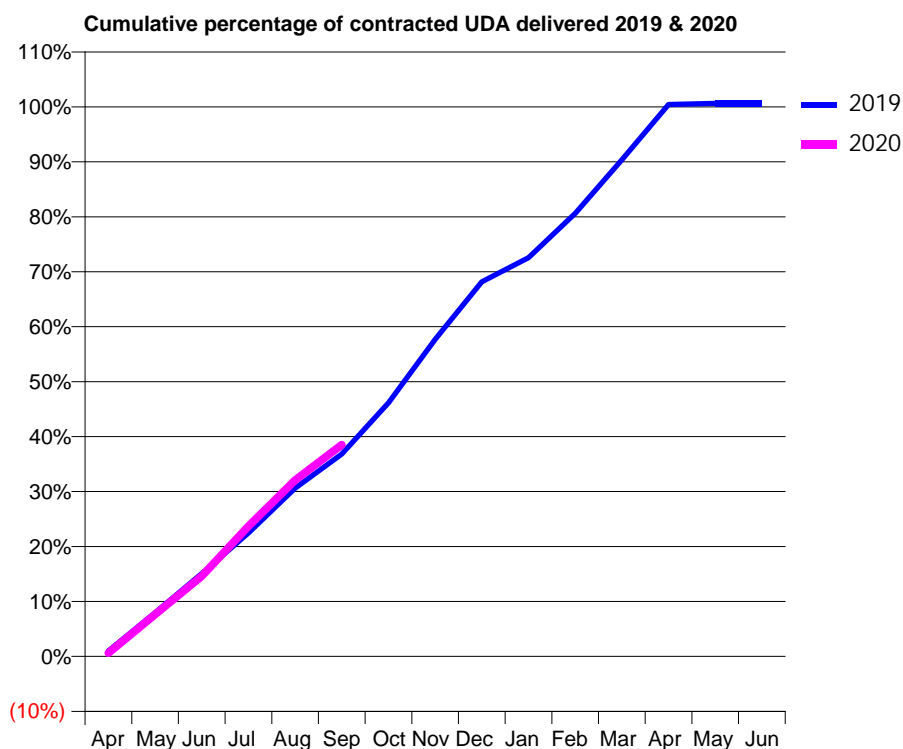
19/20 Contracted general activity (UDA)	3,657
Carry forward general activity (UDA)	-23
19/20 Contracted orthodontic activity (UOA)	0
Carry forward orthodontic activity (UOA)	0
Baseline contract value	£108,409.48

ACCESS*

Patients seen in 24 months	Total	Change since previous quarter
Quarter ending September 2018	2,679	
Quarter ending December 2018	2,839	↑
Quarter ending March 2019	3,074	↑
Quarter ending June 2019	3,014	↓
Quarter ending September 2019	3,135	↑
Variance since September 2018	17.0%	↑



ACTIVITY



Month	2019	2020
April	37	23
May	292	280
June	551	534
July	822	867
August	1,120	1,173
September	1,347	1,409
October	1,688	
November	2,111	
December	2,493	
January	2,653	
February	2,949	
March	3,305	
April	3,673	
May	3,680	
June	3,680	

QUALITY

	Quantity	Base Number	Contract	AT	Region	England
% of FP17s for the same patient ID Re-attending within 3 months - Children	1	30	3.3%	11.1%	12.0%	11.5%
% of FP17s for the same patient ID Re-attending within 3 months - Adults	91	1,254	7.3%	16.6%	17.2%	15.4%
% of FP17s for the same patient ID Re-attending between 3 & 9 months - Children	12	30	40.0%	45.5%	49.4%	59.7%
% of FP17s for the same patient ID Re-attending between 3 & 9 months - Adults	205	1,254	16.3%	37.1%	39.2%	51.7%
% of FP17s for Band 1 Urgent Courses	120	989	12.1%	11.3%	11.0%	9.2%
% of FP17s Relating to Free Repair or Replacements	1	989	0.1%	0.5%	0.5%	0.7%
% of FP17s Relating to Continuations	6	989	0.6%	0.7%	0.7%	0.8%
% of Patients satisfied with the dentistry they have received	0	0	N/A	91.5%	90.9%	93.5%
% of Patients satisfied with the time they had to wait for an appointment	0	0	N/A	80.9%	83.7%	87.4%

* This is based on patients treated on this contract for their most recent course of treatment. Figures in italics indicate the base number of FP17s or Patient Questionnaire responses are less than 100. N/A is shown where the base number of responses is less than 10 during the period. % is calculated as Quantity/Base number*100

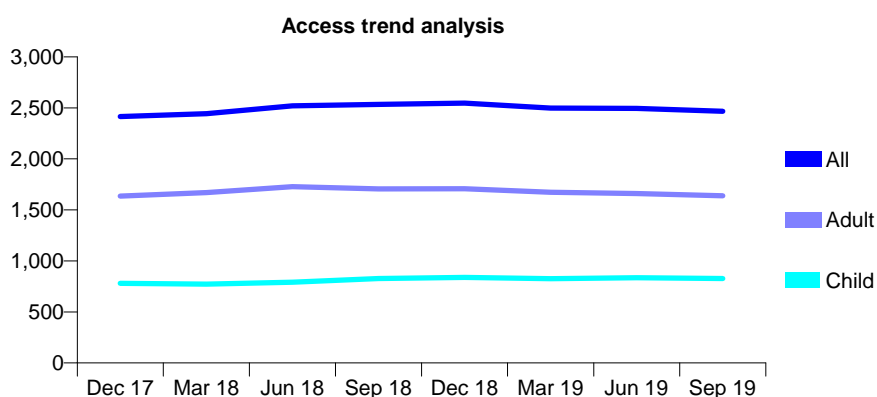
Q61 - Vital Signs At a Glance Contract Report for 121592/0001 - September 2019

Name or company name	Colney Hatch Dental Practice Ltd
Contract type name	GDS Contract
Purpose of contract	General
Contract start date	01/07/2008
Contract end date	

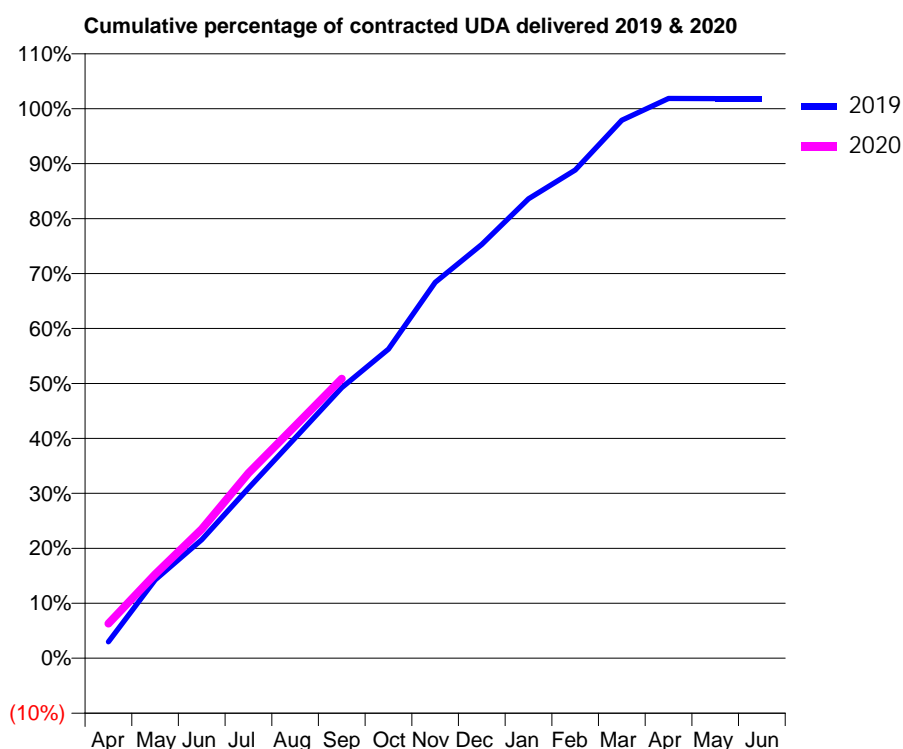
19/20 Contracted general activity (UDA)	5,744
Carry forward general activity (UDA)	-105
19/20 Contracted orthodontic activity (UOA)	0
Carry forward orthodontic activity (UOA)	0
Baseline contract value	£187,672.74

ACCESS*

Patients seen in 24 months	Total	Change since previous quarter
Quarter ending September 2018	2,534	
Quarter ending December 2018	2,547	→
Quarter ending March 2019	2,498	↓
Quarter ending June 2019	2,495	→
Quarter ending September 2019	2,466	↓
Variance since September 2018	(2.7%)	↓



ACTIVITY



Adjusted Scheduled Activity (UDA)		
Month	2019	2020
April	173	361
May	819	877
June	1,238	1,349
July	1,777	1,934
August	2,302	2,428
September	2,828	2,921
October	3,231	
November	3,929	
December	4,325	
January	4,802	
February	5,102	
March	5,623	
April	5,851	
May	5,850	
June	5,850	

QUALITY

	Quantity	Base Number	Contract	AT	Region	England
% of FP17s for the same patient ID Re-attending within 3 months - Children	33	616	5.4%	11.1%	12.0%	11.5%
% of FP17s for the same patient ID Re-attending within 3 months - Adults	130	879	14.8%	16.6%	17.2%	15.4%
% of FP17s for the same patient ID Re-attending between 3 & 9 months - Children	369	616	59.9%	45.5%	49.4%	59.7%
% of FP17s for the same patient ID Re-attending between 3 & 9 months - Adults	375	879	42.7%	37.1%	39.2%	51.7%
% of FP17s for Band 1 Urgent Courses	174	1,401	12.4%	11.3%	11.0%	9.2%
% of FP17s Relating to Free Repair or Replacements	0	1,401	0.0%	0.5%	0.5%	0.7%
% of FP17s Relating to Continuations	3	1,401	0.2%	0.7%	0.7%	0.8%
% of Patients satisfied with the dentistry they have received	0	0	N/A	91.5%	90.9%	93.5%
% of Patients satisfied with the time they had to wait for an appointment	0	0	N/A	80.9%	83.7%	87.4%

* This is based on patients treated on this contract for their most recent course of treatment.

Figures in italics indicate the base number of FP17s or Patient Questionnaire responses are less than 100. N/A is shown where the base number of responses is less than 10 during the period. % is calculated as Quantity/Base number*100

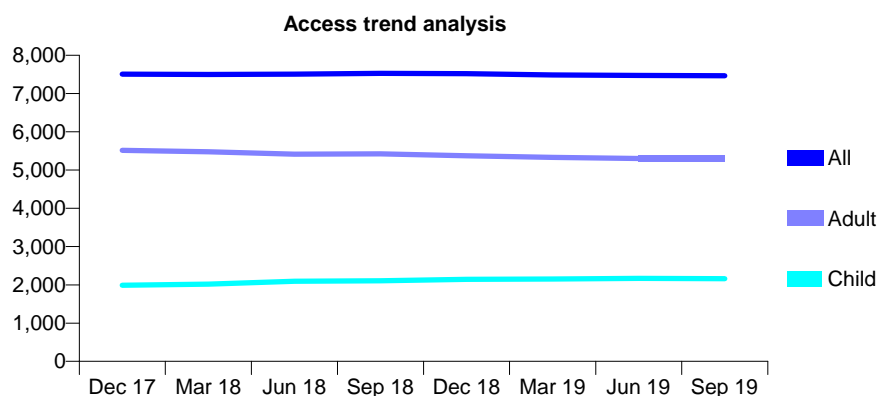
Q61 - Vital Signs At a Glance Contract Report for 122734/0001 - September 2019

Name or company name	The Woodford Partnership
Contract type name	GDS Contract
Purpose of contract	General
Contract start date	01/02/2015
Contract end date	

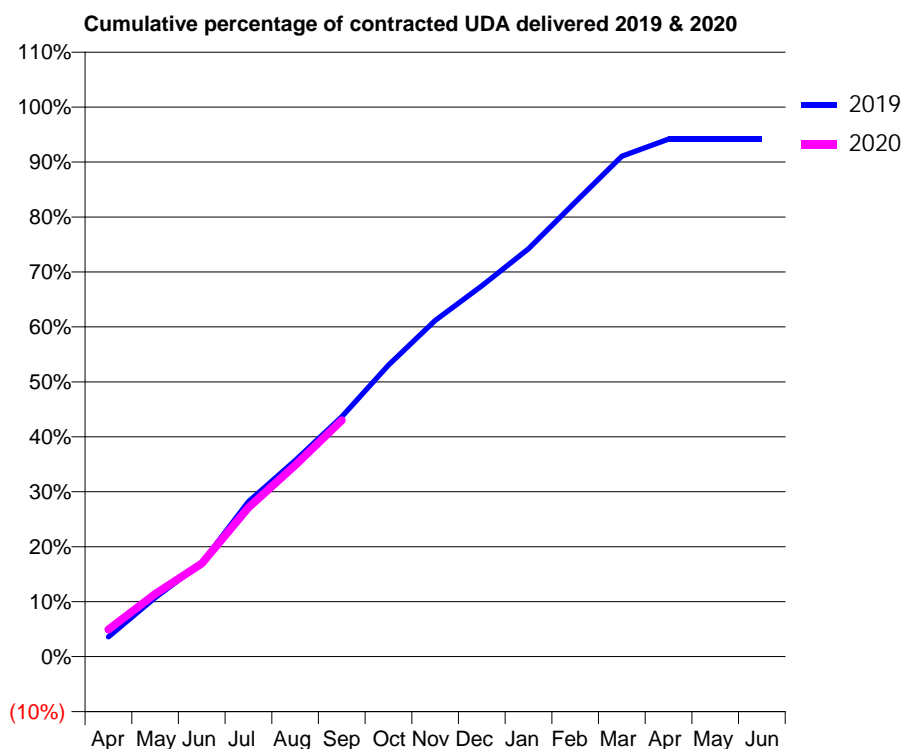
19/20 Contracted general activity (UDA)	18,678
Carry forward general activity (UDA)	0
19/20 Contracted orthodontic activity (UOA)	0
Carry forward orthodontic activity (UOA)	0
Baseline contract value	£477,371.08

ACCESS*

Patients seen in 24 months	Total	Change since previous quarter
Quarter ending September 2018	7,529	
Quarter ending December 2018	7,522	→
Quarter ending March 2019	7,486	→
Quarter ending June 2019	7,473	→
Quarter ending September 2019	7,465	→
Variance since September 2018	(0.9%)	→



ACTIVITY



Month	Adjusted Scheduled Activity (UDA)	
	2019	2020
April	673	922
May	2,007	2,129
June	3,182	3,165
July	5,269	5,063
August	6,665	6,501
September	8,154	8,033
October	9,906	
November	11,423	
December	12,602	
January	13,861	
February	15,446	
March	17,005	
April	17,588	
May	17,588	
June	17,588	

QUALITY

	Quantity	Base Number	Contract	AT	Region	England
% of FP17s for the same patient ID Re-attending within 3 months - Children	103	1,439	7.2%	11.1%	12.0%	11.5%
% of FP17s for the same patient ID Re-attending within 3 months - Adults	294	2,818	10.4%	16.6%	17.2%	15.4%
% of FP17s for the same patient ID Re-attending between 3 & 9 months - Children	682	1,439	47.4%	45.5%	49.4%	59.7%
% of FP17s for the same patient ID Re-attending between 3 & 9 months - Adults	1,117	2,818	39.6%	37.1%	39.2%	51.7%
% of FP17s for Band 1 Urgent Courses	235	4,020	5.8%	11.3%	11.0%	9.2%
% of FP17s Relating to Free Repair or Replacements	9	4,020	0.2%	0.5%	0.5%	0.7%
% of FP17s Relating to Continuations	42	4,020	1.0%	0.7%	0.7%	0.8%
% of Patients satisfied with the dentistry they have received	3	3	N/A	91.5%	90.9%	93.5%
% of Patients satisfied with the time they had to wait for an appointment	3	3	N/A	80.9%	83.7%	87.4%

* This is based on patients treated on this contract for their most recent course of treatment. Figures in italics indicate the base number of FP17s or Patient Questionnaire responses are less than 100. N/A is shown where the base number of responses is less than 10 during the period. % is calculated as Quantity/Base number*100

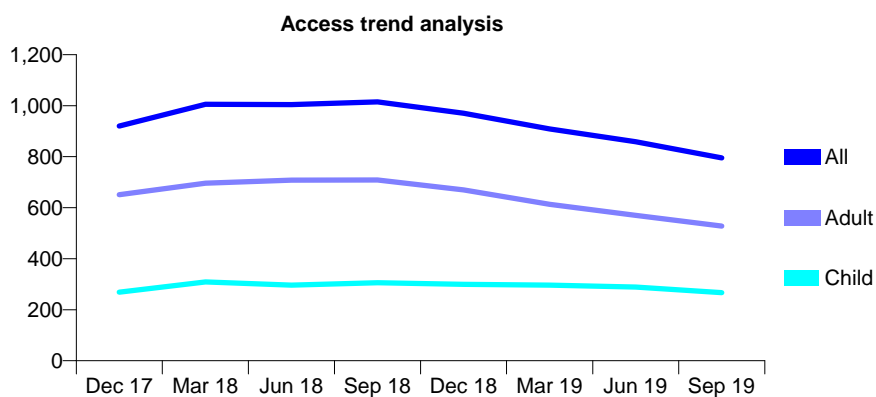
Q61 - Vital Signs At a Glance Contract Report for 122831/0001 - September 2019

Name or company name	Mrs N Mistry & Miss P Mistry
Contract type name	GDS Contract
Purpose of contract	General
Contract start date	01/02/2012
Contract end date	

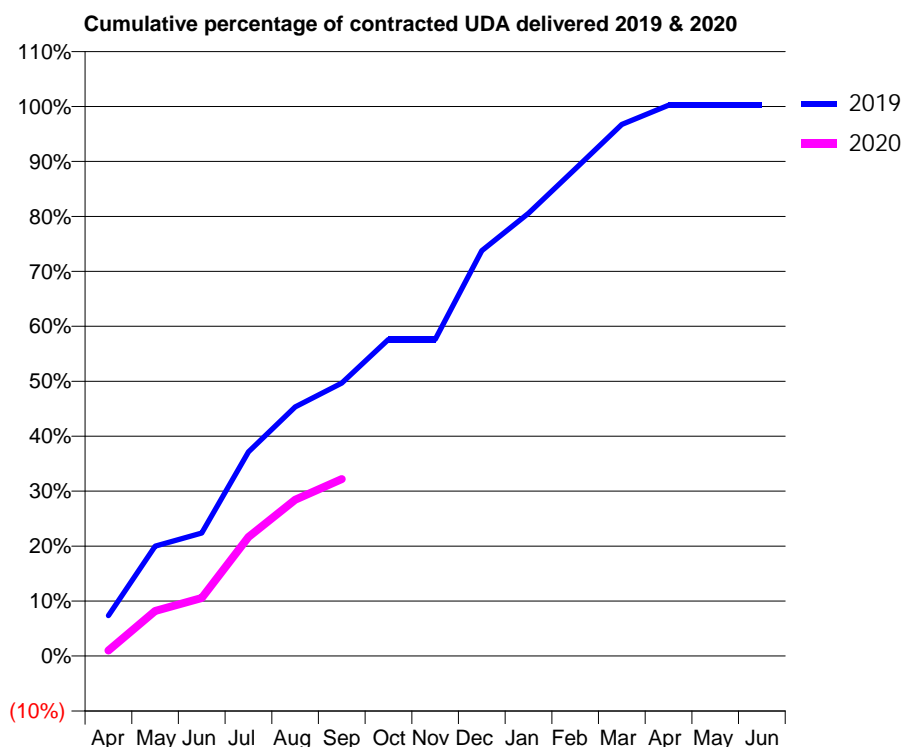
19/20 Contracted general activity (UDA)	1,902
Carry forward general activity (UDA)	-4
19/20 Contracted orthodontic activity (UOA)	0
Carry forward orthodontic activity (UOA)	0
Baseline contract value	£50,768.53

ACCESS*

Patients seen in 24 months	Total	Change since previous quarter
Quarter ending September 2018	1,015	
Quarter ending December 2018	970	↓
Quarter ending March 2019	909	↓
Quarter ending June 2019	859	↓
Quarter ending September 2019	795	↓
Variance since September 2018	(21.7%)	↓



ACTIVITY



Month	Adjusted Scheduled Activity (UDA)	
	2019	2020
April	140	19
May	380	156
June	426	201
July	706	412
August	862	541
September	945	612
October	1,096	
November	1,096	
December	1,403	
January	1,533	
February	1,686	
March	1,840	
April	1,906	
May	1,906	
June	1,906	

QUALITY

	Quantity	Base Number	Contract	AT	Region	England
% of FP17s for the same patient ID Re-attending within 3 months - Children	4	151	2.6%	11.1%	12.0%	11.5%
% of FP17s for the same patient ID Re-attending within 3 months - Adults	19	220	8.6%	16.6%	17.2%	15.4%
% of FP17s for the same patient ID Re-attending between 3 & 9 months - Children	89	151	58.9%	45.5%	49.4%	59.7%
% of FP17s for the same patient ID Re-attending between 3 & 9 months - Adults	126	220	57.3%	37.1%	39.2%	51.7%
% of FP17s for Band 1 Urgent Courses	22	339	6.5%	11.3%	11.0%	9.2%
% of FP17s Relating to Free Repair or Replacements	3	339	0.9%	0.5%	0.5%	0.7%
% of FP17s Relating to Continuations	1	339	0.3%	0.7%	0.7%	0.8%
% of Patients satisfied with the dentistry they have received	0	1	N/A	91.5%	90.9%	93.5%
% of Patients satisfied with the time they had to wait for an appointment	1	1	N/A	80.9%	83.7%	87.4%

* This is based on patients treated on this contract for their most recent course of treatment. Figures in italics indicate the base number of FP17s or Patient Questionnaire responses are less than 100. N/A is shown where the base number of responses is less than 10 during the period. % is calculated as Quantity/Base number*100

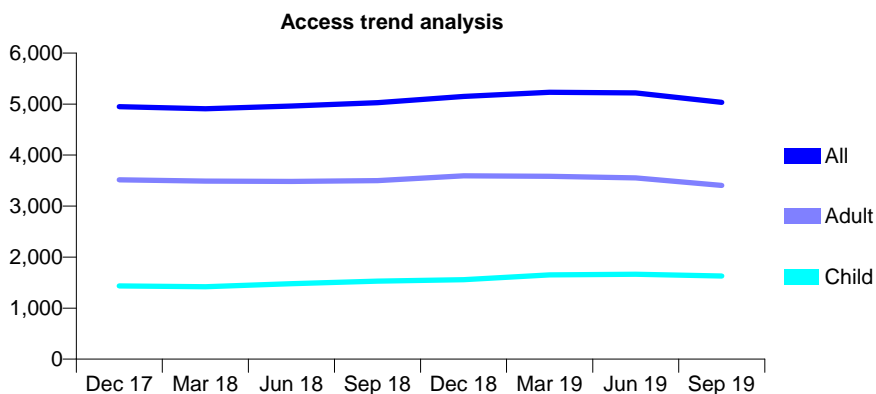
Q61 - Vital Signs At a Glance Contract Report for 123331/0001 - September 2019

Name or company name	East India Dock Road Dental Practice
Contract type name	GDS Contract
Purpose of contract	General
Contract start date	01/04/2007
Contract end date	

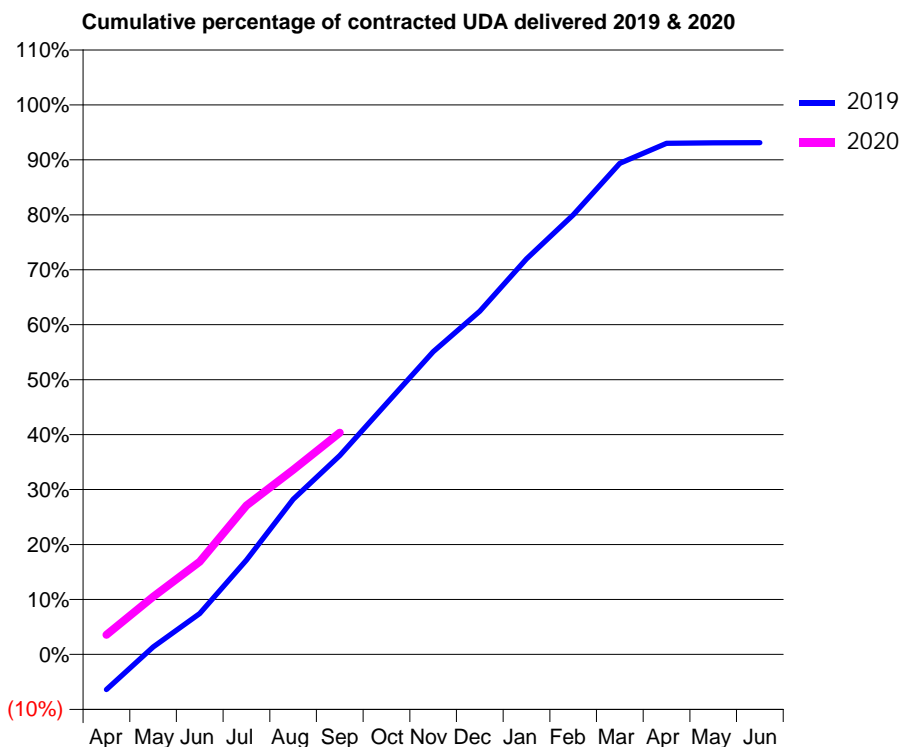
19/20 Contracted general activity (UDA)	13,697
Carry forward general activity (UDA)	0
19/20 Contracted orthodontic activity (UOA)	0
Carry forward orthodontic activity (UOA)	0
Baseline contract value	£410,894.52

ACCESS*

Patients seen in 24 months	Total	Change since previous quarter
Quarter ending September 2018	5,030	
Quarter ending December 2018	5,150	↑
Quarter ending March 2019	5,233	→
Quarter ending June 2019	5,220	→
Quarter ending September 2019	5,034	↓
Variance since September 2018	0.1%	→



ACTIVITY



Month	2019	2020
April	-878	491
May	185	1,439
June	1,020	2,311
July	2,350	3,710
August	3,869	4,603
September	4,956	5,527
October	6,254	
November	7,547	
December	8,553	
January	9,856	
February	10,953	
March	12,240	
April	12,737	
May	12,750	
June	12,756	

QUALITY

	Quantity	Base Number	Contract	AT	Region	England
% of FP17s for the same patient ID Re-attending within 3 months - Children	59	931	6.3%	11.1%	12.0%	11.5%
% of FP17s for the same patient ID Re-attending within 3 months - Adults	206	1,697	12.1%	16.6%	17.2%	15.4%
% of FP17s for the same patient ID Re-attending between 3 & 9 months - Children	421	931	45.2%	45.5%	49.4%	59.7%
% of FP17s for the same patient ID Re-attending between 3 & 9 months - Adults	643	1,697	37.9%	37.1%	39.2%	51.7%
% of FP17s for Band 1 Urgent Courses	239	2,451	9.8%	11.3%	11.0%	9.2%
% of FP17s Relating to Free Repair or Replacements	20	2,451	0.8%	0.5%	0.5%	0.7%
% of FP17s Relating to Continuations	1	2,451	0.0%	0.7%	0.7%	0.8%
% of Patients satisfied with the dentistry they have received	0	0	N/A	91.5%	90.9%	93.5%
% of Patients satisfied with the time they had to wait for an appointment	0	0	N/A	80.9%	83.7%	87.4%

* This is based on patients treated on this contract for their most recent course of treatment. Figures in italics indicate the base number of FP17s or Patient Questionnaire responses are less than 100. N/A is shown where the base number of responses is less than 10 during the period. % is calculated as Quantity/Base number*100

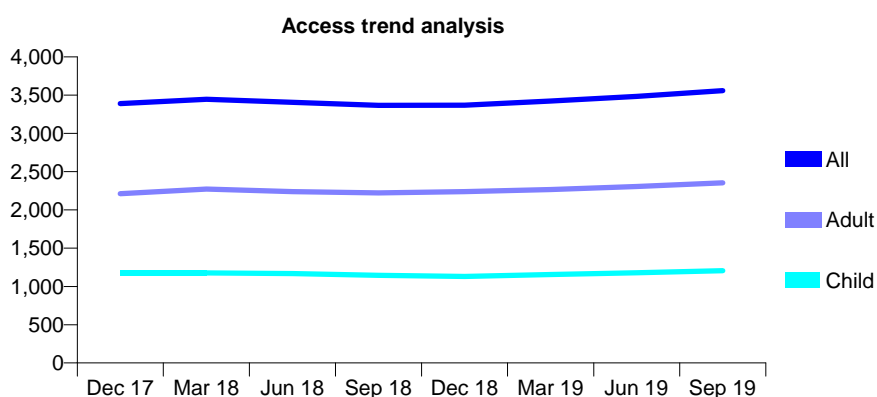
Q61 - Vital Signs At a Glance Contract Report for 124699/0001 - September 2019

Name or company name	Finchley Dental Care Practice Partnership
Contract type name	GDS Contract
Purpose of contract	General
Contract start date	01/03/2015
Contract end date	

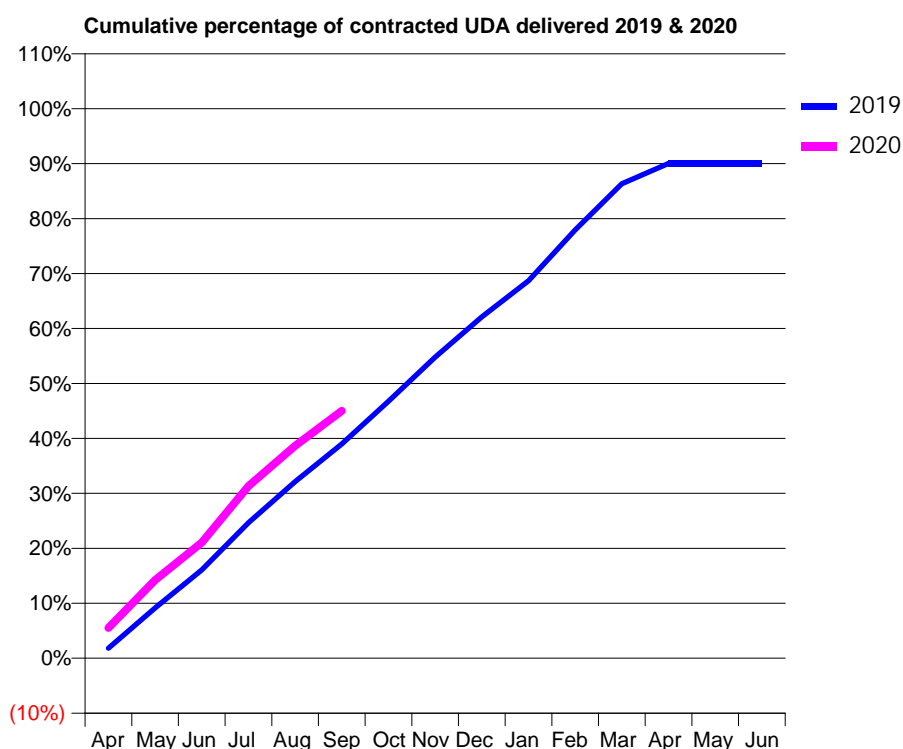
19/20 Contracted general activity (UDA)	7,500
Carry forward general activity (UDA)	0
19/20 Contracted orthodontic activity (UOA)	0
Carry forward orthodontic activity (UOA)	0
Baseline contract value	£203,026.61

ACCESS*

Patients seen in 24 months	Total	Change since previous quarter
Quarter ending September 2018	3,367	
Quarter ending December 2018	3,369	→
Quarter ending March 2019	3,422	→
Quarter ending June 2019	3,484	→
Quarter ending September 2019	3,559	↑
Variance since September 2018	5.7%	↑



ACTIVITY



Month	2019	2020
April	138	414
May	688	1,067
June	1,206	1,578
July	1,850	2,350
August	2,411	2,900
September	2,924	3,375
October	3,506	
November	4,110	
December	4,659	
January	5,151	
February	5,846	
March	6,474	
April	6,751	
May	6,751	
June	6,751	

QUALITY

	Quantity	Base Number	Contract	AT	Region	England
% of FP17s for the same patient ID Re-attending within 3 months - Children	45	699	6.4%	11.1%	12.0%	11.5%
% of FP17s for the same patient ID Re-attending within 3 months - Adults	198	1,276	15.5%	16.6%	17.2%	15.4%
% of FP17s for the same patient ID Re-attending between 3 & 9 months - Children	279	699	39.9%	45.5%	49.4%	59.7%
% of FP17s for the same patient ID Re-attending between 3 & 9 months - Adults	380	1,276	29.8%	37.1%	39.2%	51.7%
% of FP17s for Band 1 Urgent Courses	214	1,834	11.7%	11.3%	11.0%	9.2%
% of FP17s Relating to Free Repair or Replacements	4	1,834	0.2%	0.5%	0.5%	0.7%
% of FP17s Relating to Continuations	33	1,834	1.8%	0.7%	0.7%	0.8%
% of Patients satisfied with the dentistry they have received	1	1	N/A	91.5%	90.9%	93.5%
% of Patients satisfied with the time they had to wait for an appointment	1	1	N/A	80.9%	83.7%	87.4%

* This is based on patients treated on this contract for their most recent course of treatment.

Figures in italics indicate the base number of FP17s or Patient Questionnaire responses are less than 100. N/A is shown where the base number of responses is less than 10 during the period. % is calculated as Quantity/Base number*100

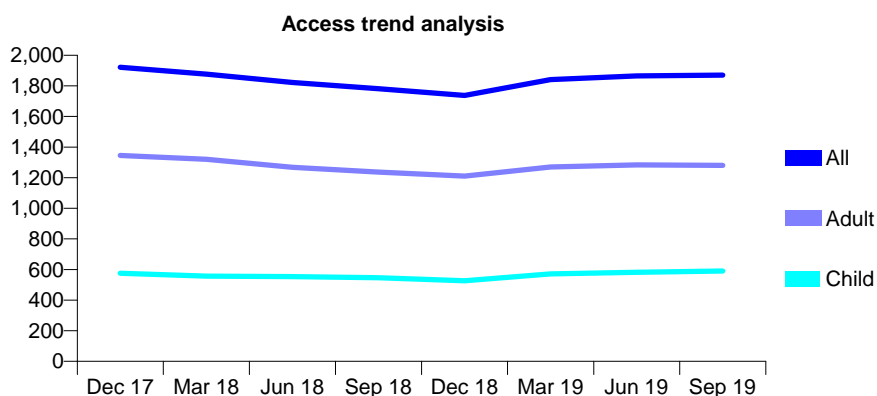
Q61 - Vital Signs At a Glance Contract Report for 124850/0001 - September 2019

Name or company name	Mona Lisa Smiles
Contract type name	GDS Contract
Purpose of contract	General
Contract start date	01/04/2008
Contract end date	

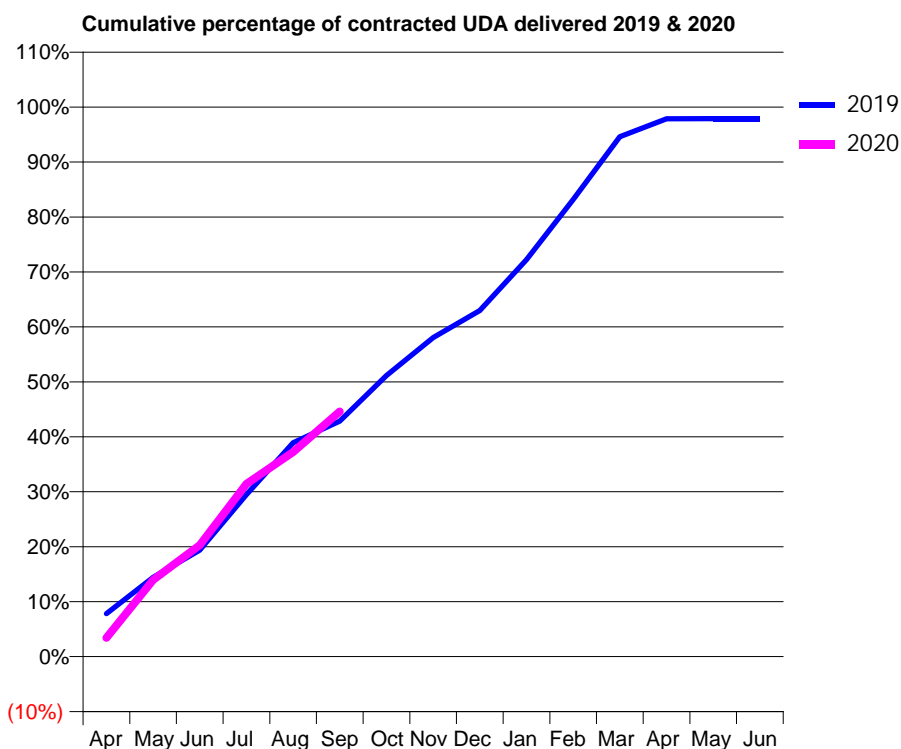
19/20 Contracted general activity (UDA)	5,343
Carry forward general activity (UDA)	113
19/20 Contracted orthodontic activity (UOA)	0
Carry forward orthodontic activity (UOA)	0
Baseline contract value	£130,828.51

ACCESS*

Patients seen in 24 months	Total	Change since previous quarter
Quarter ending September 2018	1,782	
Quarter ending December 2018	1,737	↓
Quarter ending March 2019	1,841	↑
Quarter ending June 2019	1,865	→
Quarter ending September 2019	1,871	→
Variance since September 2018	5.0%	↑



ACTIVITY



Month	Adjusted Scheduled Activity (UDA)	
	2019	2020
April	418	184
May	771	746
June	1,035	1,084
July	1,577	1,680
August	2,080	1,989
September	2,289	2,384
October	2,733	
November	3,103	
December	3,365	
January	3,859	
February	4,444	
March	5,055	
April	5,229	
May	5,230	
June	5,230	

QUALITY

	Quantity	Base Number	Contract	AT	Region	England
% of FP17s for the same patient ID Re-attending within 3 months - Children	46	505	9.1%	11.1%	12.0%	11.5%
% of FP17s for the same patient ID Re-attending within 3 months - Adults	136	947	14.4%	16.6%	17.2%	15.4%
% of FP17s for the same patient ID Re-attending between 3 & 9 months - Children	315	505	62.4%	45.5%	49.4%	59.7%
% of FP17s for the same patient ID Re-attending between 3 & 9 months - Adults	543	947	57.3%	37.1%	39.2%	51.7%
% of FP17s for Band 1 Urgent Courses	132	1,334	9.9%	11.3%	11.0%	9.2%
% of FP17s Relating to Free Repair or Replacements	5	1,334	0.4%	0.5%	0.5%	0.7%
% of FP17s Relating to Continuations	3	1,334	0.2%	0.7%	0.7%	0.8%
% of Patients satisfied with the dentistry they have received	2	2	N/A	91.5%	90.9%	93.5%
% of Patients satisfied with the time they had to wait for an appointment	0	2	N/A	80.9%	83.7%	87.4%

* This is based on patients treated on this contract for their most recent course of treatment. Figures in italics indicate the base number of FP17s or Patient Questionnaire responses are less than 100. N/A is shown where the base number of responses is less than 10 during the period. % is calculated as Quantity/Base number*100

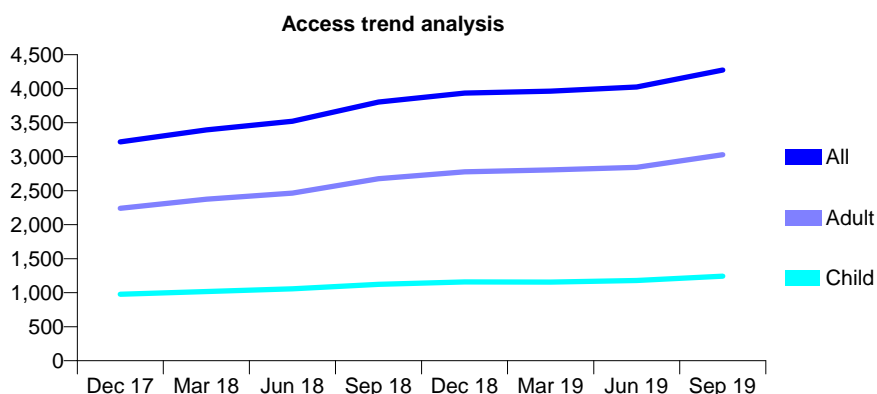
Q61 - Vital Signs At a Glance Contract Report for 125970/0001 - September 2019

Name or company name	Vishesh VM Shah & Yuvraaj V Shah
Contract type name	GDS Contract
Purpose of contract	General
Contract start date	01/04/2008
Contract end date	

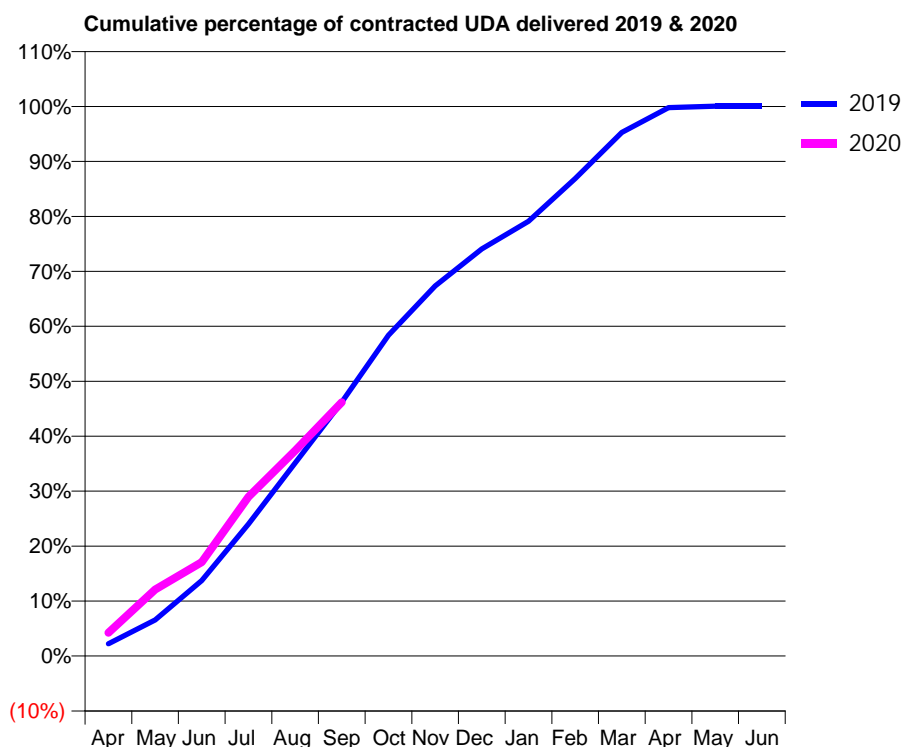
19/20 Contracted general activity (UDA)	12,365
Carry forward general activity (UDA)	-4
19/20 Contracted orthodontic activity (UOA)	0
Carry forward orthodontic activity (UOA)	0
Baseline contract value	£468,208.18

ACCESS*

Patients seen in 24 months	Total	Change since previous quarter
Quarter ending September 2018	3,802	
Quarter ending December 2018	3,934	↑
Quarter ending March 2019	3,963	→
Quarter ending June 2019	4,024	→
Quarter ending September 2019	4,273	↑
Variance since September 2018	12.4%	↑



ACTIVITY



Month	Adjusted Scheduled Activity (UDA)	
	2019	2020
April	277	524
May	813	1,497
June	1,700	2,113
July	2,969	3,581
August	4,347	4,621
September	5,711	5,709
October	7,218	
November	8,329	
December	9,160	
January	9,780	
February	10,745	
March	11,781	
April	12,340	
May	12,371	
June	12,370	

QUALITY

	Quantity	Base Number	Contract	AT	Region	England
% of FP17s for the same patient ID Re-attending within 3 months - Children	53	914	5.8%	11.1%	12.0%	11.5%
% of FP17s for the same patient ID Re-attending within 3 months - Adults	239	1,840	13.0%	16.6%	17.2%	15.4%
% of FP17s for the same patient ID Re-attending between 3 & 9 months - Children	429	914	46.9%	45.5%	49.4%	59.7%
% of FP17s for the same patient ID Re-attending between 3 & 9 months - Adults	651	1,840	35.4%	37.1%	39.2%	51.7%
% of FP17s for Band 1 Urgent Courses	247	2,567	9.6%	11.3%	11.0%	9.2%
% of FP17s Relating to Free Repair or Replacements	6	2,567	0.2%	0.5%	0.5%	0.7%
% of FP17s Relating to Continuations	29	2,567	1.1%	0.7%	0.7%	0.8%
% of Patients satisfied with the dentistry they have received	0	0	N/A	91.5%	90.9%	93.5%
% of Patients satisfied with the time they had to wait for an appointment	0	0	N/A	80.9%	83.7%	87.4%

* This is based on patients treated on this contract for their most recent course of treatment. Figures in italics indicate the base number of FP17s or Patient Questionnaire responses are less than 100. N/A is shown where the base number of responses is less than 10 during the period. % is calculated as Quantity/Base number*100

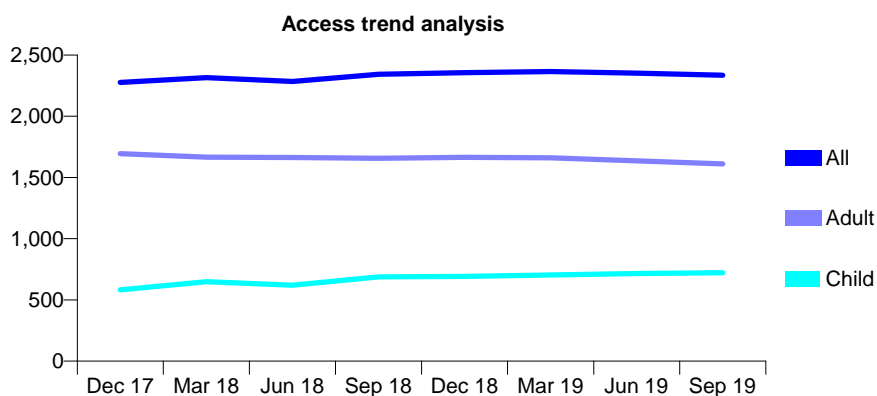
Q61 - Vital Signs At a Glance Contract Report for 126063/0001 - September 2019

Name or company name	Valentine Dental Practice Ltd
Contract type name	GDS Contract
Purpose of contract	General
Contract start date	01/07/2011
Contract end date	

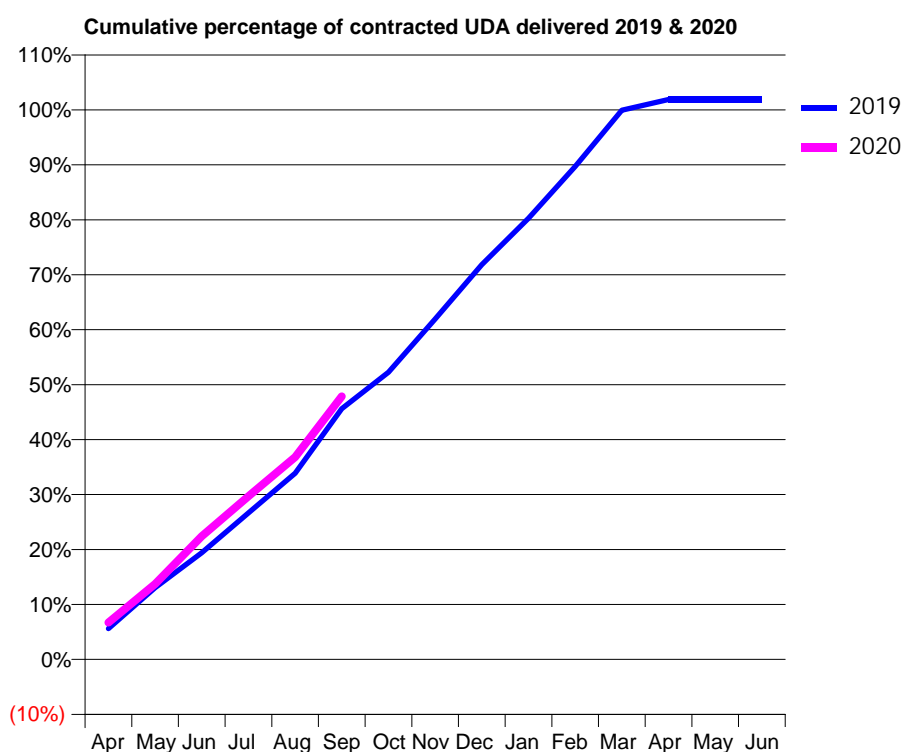
19/20 Contracted general activity (UDA)	6,231
Carry forward general activity (UDA)	-118
19/20 Contracted orthodontic activity (UOA)	0
Carry forward orthodontic activity (UOA)	0
Baseline contract value	£179,675.35

ACCESS*

Patients seen in 24 months	Total	Change since previous quarter
Quarter ending September 2018	2,344	
Quarter ending December 2018	2,357	→
Quarter ending March 2019	2,365	→
Quarter ending June 2019	2,352	→
Quarter ending September 2019	2,335	→
Variance since September 2018	(0.4%)	→



ACTIVITY



Month	2019	2020
April	350	418
May	814	857
June	1,210	1,396
July	1,661	1,850
August	2,112	2,294
September	2,842	2,982
October	3,256	
November	3,860	
December	4,477	
January	5,001	
February	5,590	
March	6,226	
April	6,349	
May	6,349	
June	6,349	

QUALITY

	Quantity	Base Number	Contract	AT	Region	England
% of FP17s for the same patient ID Re-attending within 3 months - Children	22	340	6.5%	11.1%	12.0%	11.5%
% of FP17s for the same patient ID Re-attending within 3 months - Adults	126	875	14.4%	16.6%	17.2%	15.4%
% of FP17s for the same patient ID Re-attending between 3 & 9 months - Children	84	340	24.7%	45.5%	49.4%	59.7%
% of FP17s for the same patient ID Re-attending between 3 & 9 months - Adults	384	875	43.9%	37.1%	39.2%	51.7%
% of FP17s for Band 1 Urgent Courses	255	1,143	22.3%	11.3%	11.0%	9.2%
% of FP17s Relating to Free Repair or Replacements	17	1,143	1.5%	0.5%	0.5%	0.7%
% of FP17s Relating to Continuations	15	1,143	1.3%	0.7%	0.7%	0.8%
% of Patients satisfied with the dentistry they have received	1	1	N/A	91.5%	90.9%	93.5%
% of Patients satisfied with the time they had to wait for an appointment	1	1	N/A	80.9%	83.7%	87.4%

* This is based on patients treated on this contract for their most recent course of treatment. Figures in italics indicate the base number of FP17s or Patient Questionnaire responses are less than 100. N/A is shown where the base number of responses is less than 10 during the period. % is calculated as Quantity/Base number*100

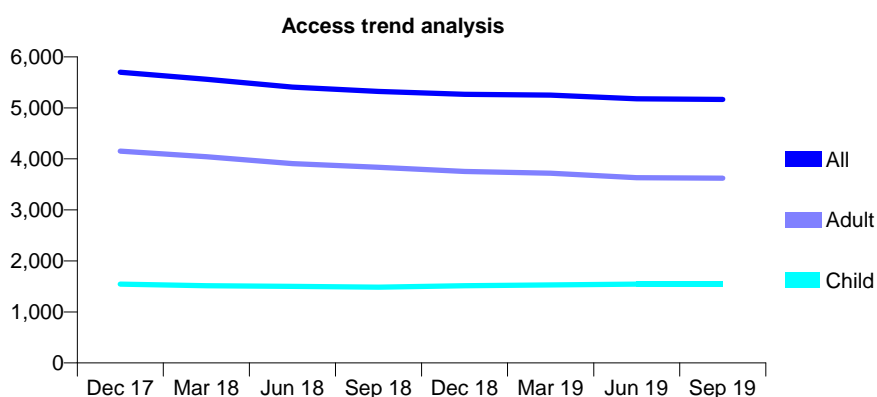
Q61 - Vital Signs At a Glance Contract Report for 126489/0001 - September 2019

Name or company name	Mr Mansour Ezzati
Contract type name	GDS Contract
Purpose of contract	General
Contract start date	01/01/2009
Contract end date	

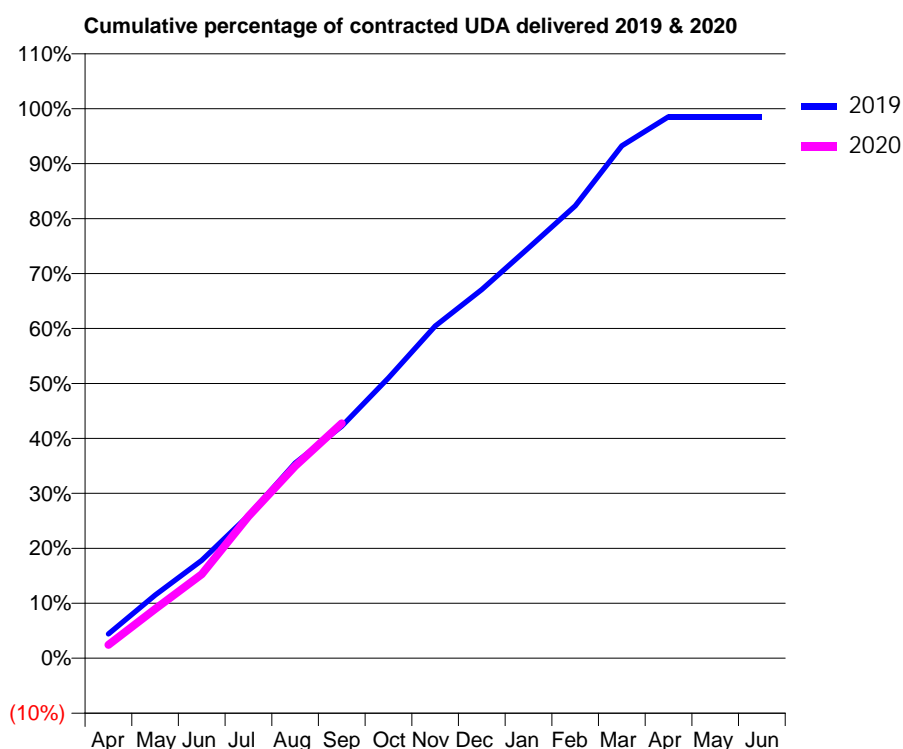
19/20 Contracted general activity (UDA)	18,134
Carry forward general activity (UDA)	265
19/20 Contracted orthodontic activity (UOA)	0
Carry forward orthodontic activity (UOA)	0
Baseline contract value	£555,506.35

ACCESS*

Patients seen in 24 months	Total	Change since previous quarter
Quarter ending September 2018	5,321	
Quarter ending December 2018	5,267	↓
Quarter ending March 2019	5,251	→
Quarter ending June 2019	5,178	↓
Quarter ending September 2019	5,165	→
Variance since September 2018	(2.9%)	↓



ACTIVITY



Month	2019	2020
April	801	443
May	2,084	1,626
June	3,232	2,770
July	4,712	4,680
August	6,440	6,340
September	7,654	7,752
October	9,252	
November	10,958	
December	12,163	
January	13,537	
February	14,928	
March	16,907	
April	17,868	
May	17,868	
June	17,868	

QUALITY

	Quantity	Base Number	Contract	AT	Region	England
% of FP17s for the same patient ID Re-attending within 3 months - Children	38	841	4.5%	11.1%	12.0%	11.5%
% of FP17s for the same patient ID Re-attending within 3 months - Adults	191	1,728	11.1%	16.6%	17.2%	15.4%
% of FP17s for the same patient ID Re-attending between 3 & 9 months - Children	353	841	42.0%	45.5%	49.4%	59.7%
% of FP17s for the same patient ID Re-attending between 3 & 9 months - Adults	529	1,728	30.6%	37.1%	39.2%	51.7%
% of FP17s for Band 1 Urgent Courses	271	2,319	11.7%	11.3%	11.0%	9.2%
% of FP17s Relating to Free Repair or Replacements	2	2,319	0.1%	0.5%	0.5%	0.7%
% of FP17s Relating to Continuations	5	2,319	0.2%	0.7%	0.7%	0.8%
% of Patients satisfied with the dentistry they have received	2	2	N/A	91.5%	90.9%	93.5%
% of Patients satisfied with the time they had to wait for an appointment	2	2	N/A	80.9%	83.7%	87.4%

* This is based on patients treated on this contract for their most recent course of treatment.

Figures in italics indicate the base number of FP17s or Patient Questionnaire responses are less than 100. N/A is shown where the base number of responses is less than 10 during the period. % is calculated as Quantity/Base number*100

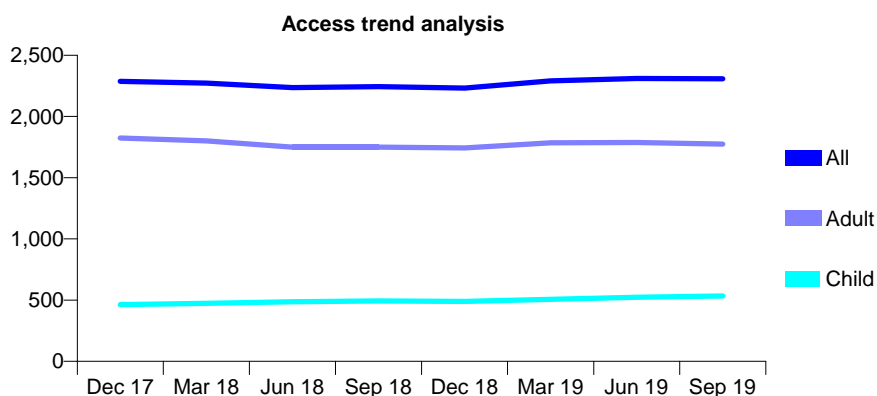
Q61 - Vital Signs At a Glance Contract Report for 127183/0001 - September 2019

Name or company name	NL Partners
Contract type name	GDS Contract
Purpose of contract	General
Contract start date	01/11/2014
Contract end date	

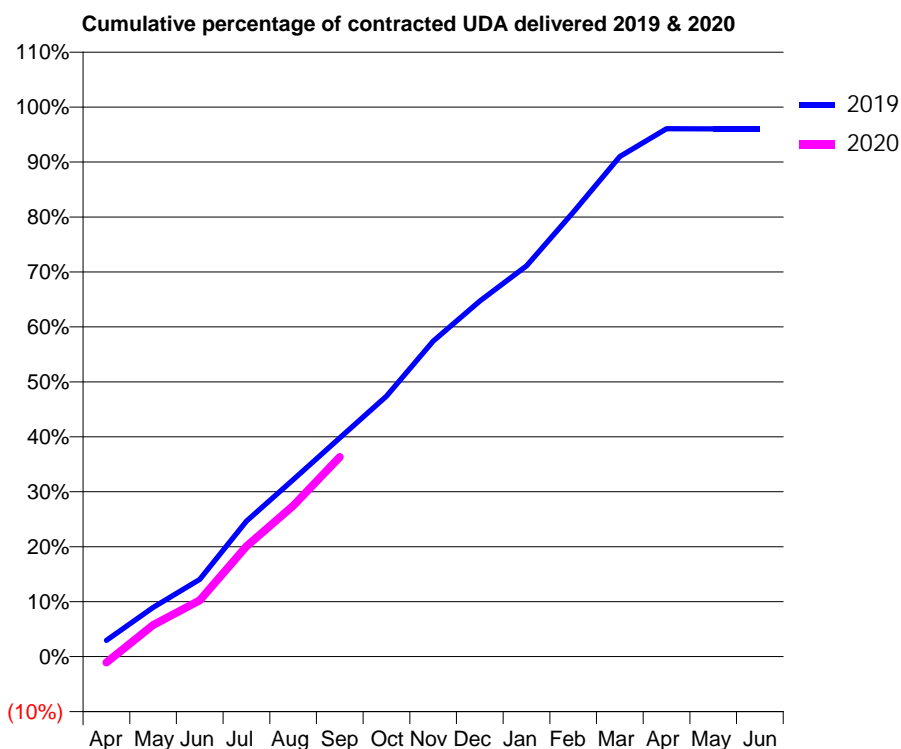
19/20 Contracted general activity (UDA)	7,359
Carry forward general activity (UDA)	292
19/20 Contracted orthodontic activity (UOA)	0
Carry forward orthodontic activity (UOA)	0
Baseline contract value	£231,771.37

ACCESS*

Patients seen in 24 months	Total	Change since previous quarter
Quarter ending September 2018	2,243	
Quarter ending December 2018	2,233	→
Quarter ending March 2019	2,291	↑
Quarter ending June 2019	2,310	→
Quarter ending September 2019	2,308	→
Variance since September 2018	2.9%	↑



ACTIVITY



Month	Adjusted Scheduled Activity (UDA)	
	2019	2020
April	216	-80
May	660	425
June	1,036	752
July	1,813	1,478
August	2,370	2,021
September	2,929	2,675
October	3,488	
November	4,226	
December	4,762	
January	5,232	
February	5,950	
March	6,696	
April	7,069	
May	7,067	
June	7,067	

QUALITY

	Quantity	Base Number	Contract	AT	Region	England
% of FP17s for the same patient ID Re-attending within 3 months - Children	11	337	3.3%	11.1%	12.0%	11.5%
% of FP17s for the same patient ID Re-attending within 3 months - Adults	79	913	8.7%	16.6%	17.2%	15.4%
% of FP17s for the same patient ID Re-attending between 3 & 9 months - Children	193	337	57.3%	45.5%	49.4%	59.7%
% of FP17s for the same patient ID Re-attending between 3 & 9 months - Adults	426	913	46.7%	37.1%	39.2%	51.7%
% of FP17s for Band 1 Urgent Courses	19	1,146	1.7%	11.3%	11.0%	9.2%
% of FP17s Relating to Free Repair or Replacements	5	1,146	0.4%	0.5%	0.5%	0.7%
% of FP17s Relating to Continuations	9	1,146	0.8%	0.7%	0.7%	0.8%
% of Patients satisfied with the dentistry they have received	0	0	N/A	91.5%	90.9%	93.5%
% of Patients satisfied with the time they had to wait for an appointment	0	0	N/A	80.9%	83.7%	87.4%

* This is based on patients treated on this contract for their most recent course of treatment. Figures in italics indicate the base number of FP17s or Patient Questionnaire responses are less than 100. N/A is shown where the base number of responses is less than 10 during the period. % is calculated as Quantity/Base number*100

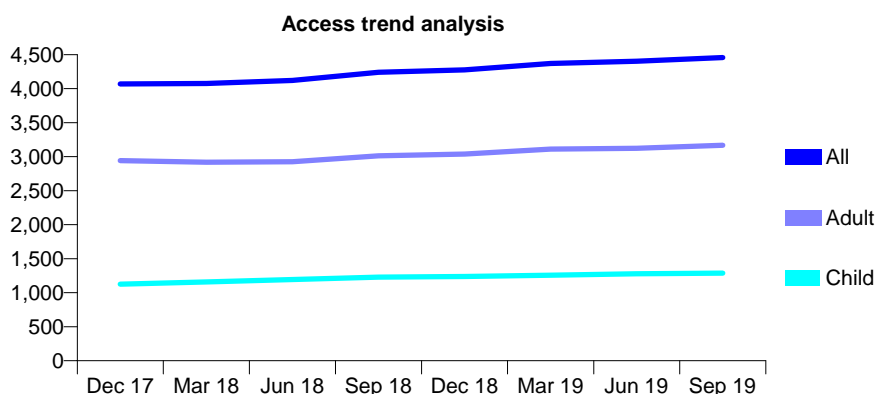
Q61 - Vital Signs At a Glance Contract Report for 127183/0002 - September 2019

Name or company name	NL Partners
Contract type name	GDS Contract
Purpose of contract	General
Contract start date	01/11/2014
Contract end date	

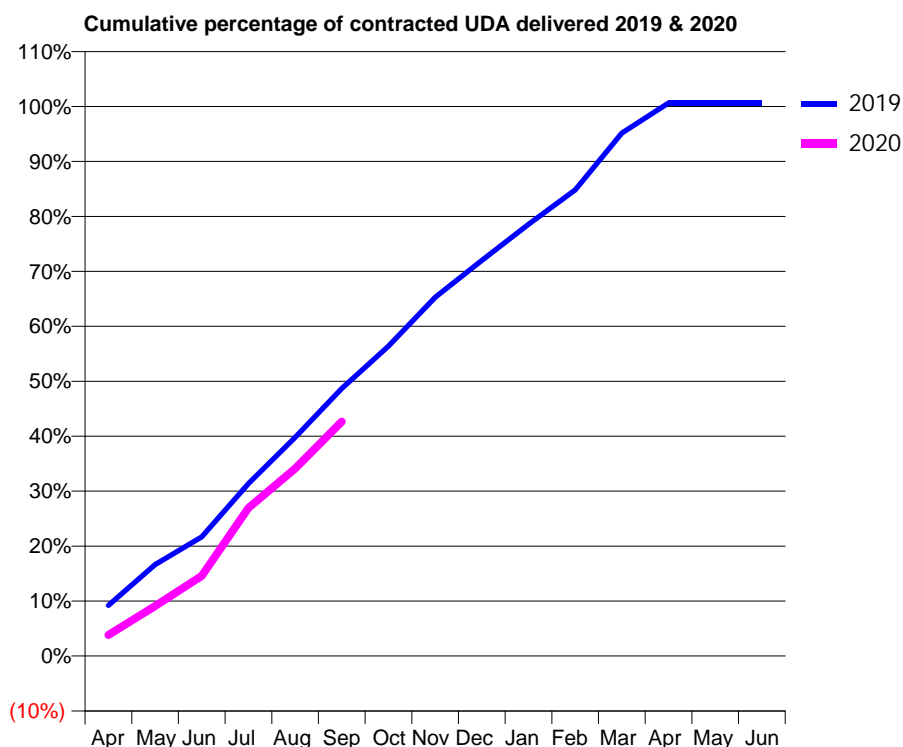
19/20 Contracted general activity (UDA)	10,565
Carry forward general activity (UDA)	-66
19/20 Contracted orthodontic activity (UOA)	0
Carry forward orthodontic activity (UOA)	0
Baseline contract value	£301,803.65

ACCESS*

Patients seen in 24 months	Total	Change since previous quarter
Quarter ending September 2018	4,242	
Quarter ending December 2018	4,277	→
Quarter ending March 2019	4,370	↑
Quarter ending June 2019	4,403	→
Quarter ending September 2019	4,457	→
Variance since September 2018	5.1%	↑



ACTIVITY



Month	Adjusted Scheduled Activity (UDA)	
	2019	2020
April	973	406
May	1,760	963
June	2,291	1,540
July	3,315	2,847
August	4,203	3,605
September	5,143	4,505
October	5,961	
November	6,898	
December	7,604	
January	8,299	
February	8,961	
March	10,055	
April	10,631	
May	10,631	
June	10,631	

QUALITY

	Quantity	Base Number	Contract	AT	Region	England
% of FP17s for the same patient ID Re-attending within 3 months - Children	52	797	6.5%	11.1%	12.0%	11.5%
% of FP17s for the same patient ID Re-attending within 3 months - Adults	116	1,463	7.9%	16.6%	17.2%	15.4%
% of FP17s for the same patient ID Re-attending between 3 & 9 months - Children	378	797	47.4%	45.5%	49.4%	59.7%
% of FP17s for the same patient ID Re-attending between 3 & 9 months - Adults	468	1,463	32.0%	37.1%	39.2%	51.7%
% of FP17s for Band 1 Urgent Courses	123	2,050	6.0%	11.3%	11.0%	9.2%
% of FP17s Relating to Free Repair or Replacements	4	2,050	0.2%	0.5%	0.5%	0.7%
% of FP17s Relating to Continuations	2	2,050	0.1%	0.7%	0.7%	0.8%
% of Patients satisfied with the dentistry they have received	0	0	N/A	91.5%	90.9%	93.5%
% of Patients satisfied with the time they had to wait for an appointment	0	0	N/A	80.9%	83.7%	87.4%

* This is based on patients treated on this contract for their most recent course of treatment. Figures in italics indicate the base number of FP17s or Patient Questionnaire responses are less than 100. N/A is shown where the base number of responses is less than 10 during the period. % is calculated as Quantity/Base number*100

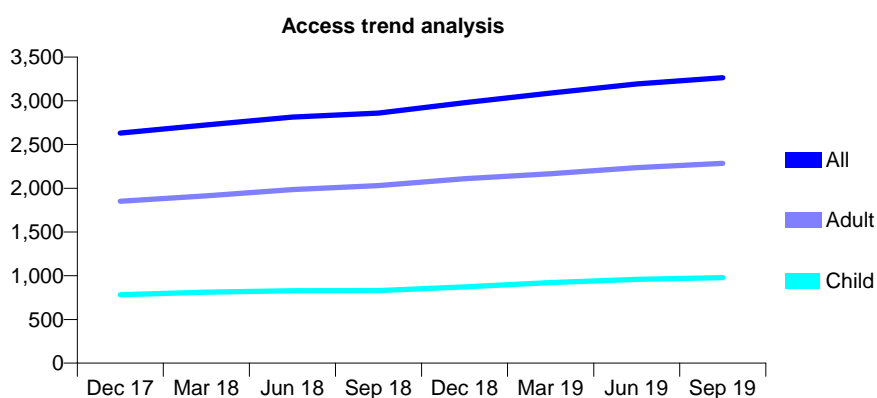
Q61 - Vital Signs At a Glance Contract Report for 127256/0001 - September 2019

Name or company name	Hainault Gentle Dental Care Ltd
Contract type name	GDS Contract
Purpose of contract	General
Contract start date	01/05/2011
Contract end date	

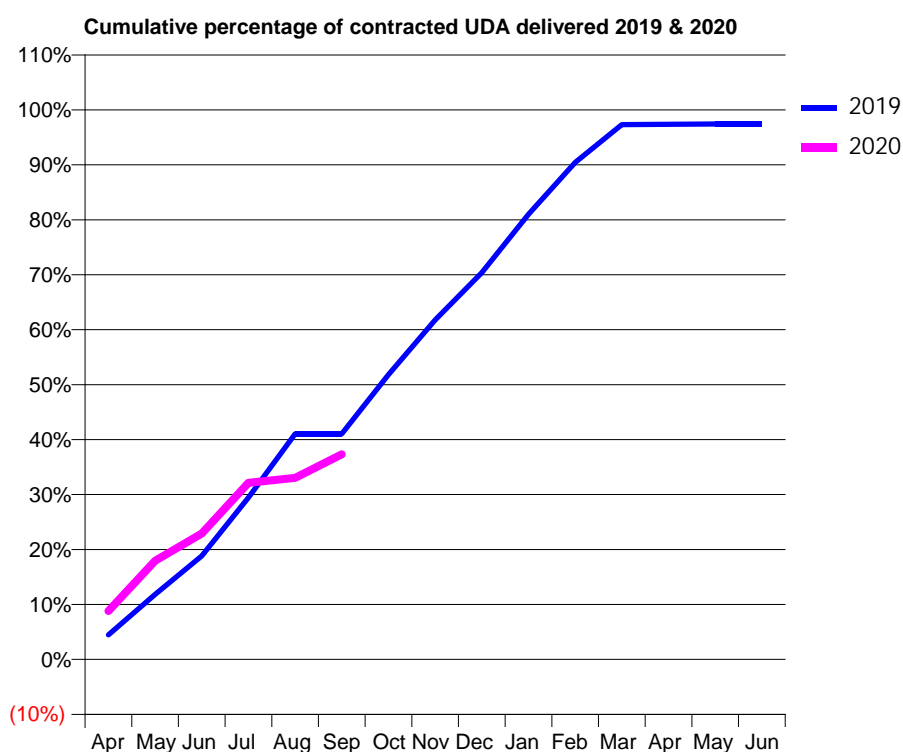
19/20 Contracted general activity (UDA)	6,575
Carry forward general activity (UDA)	169
19/20 Contracted orthodontic activity (UOA)	0
Carry forward orthodontic activity (UOA)	0
Baseline contract value	£178,204.02

ACCESS*

Patients seen in 24 months	Total	Change since previous quarter
Quarter ending September 2018	2,860	
Quarter ending December 2018	2,979	↑
Quarter ending March 2019	3,089	↑
Quarter ending June 2019	3,193	↑
Quarter ending September 2019	3,264	↑
Variance since September 2018	14.1%	↑



ACTIVITY



Adjusted Scheduled Activity (UDA)		
Month	2019	2020
April	294	580
May	777	1,180
June	1,237	1,507
July	1,938	2,114
August	2,699	2,172
September	2,699	2,453
October	3,408	
November	4,062	
December	4,628	
January	5,325	
February	5,946	
March	6,398	
April	6,402	
May	6,406	
June	6,406	

QUALITY

	Quantity	Base Number	Contract	AT	Region	England
% of FP17s for the same patient ID Re-attending within 3 months - Children	16	391	4.1%	11.1%	12.0%	11.5%
% of FP17s for the same patient ID Re-attending within 3 months - Adults	91	880	10.3%	16.6%	17.2%	15.4%
% of FP17s for the same patient ID Re-attending between 3 & 9 months - Children	100	391	25.6%	45.5%	49.4%	59.7%
% of FP17s for the same patient ID Re-attending between 3 & 9 months - Adults	173	880	19.7%	37.1%	39.2%	51.7%
% of FP17s for Band 1 Urgent Courses	76	887	8.6%	11.3%	11.0%	9.2%
% of FP17s Relating to Free Repair or Replacements	11	887	1.2%	0.5%	0.5%	0.7%
% of FP17s Relating to Continuations	9	887	1.0%	0.7%	0.7%	0.8%
% of Patients satisfied with the dentistry they have received	2	2	N/A	91.5%	90.9%	93.5%
% of Patients satisfied with the time they had to wait for an appointment	2	2	N/A	80.9%	83.7%	87.4%

* This is based on patients treated on this contract for their most recent course of treatment. Figures in italics indicate the base number of FP17s or Patient Questionnaire responses are less than 100. N/A is shown where the base number of responses is less than 10 during the period. % is calculated as Quantity/Base number*100

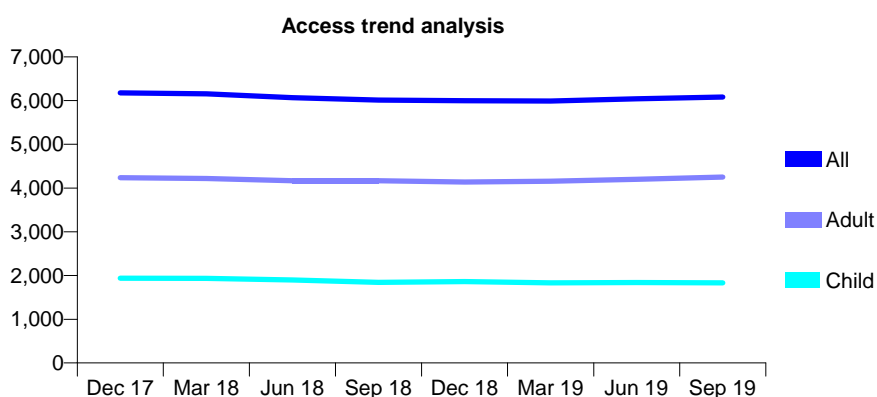
Q61 - Vital Signs At a Glance Contract Report for 127280/0001 - September 2019

Name or company name	S Cowley, R Ingham and J Angelo
Contract type name	GDS Contract
Purpose of contract	General
Contract start date	01/05/2011
Contract end date	

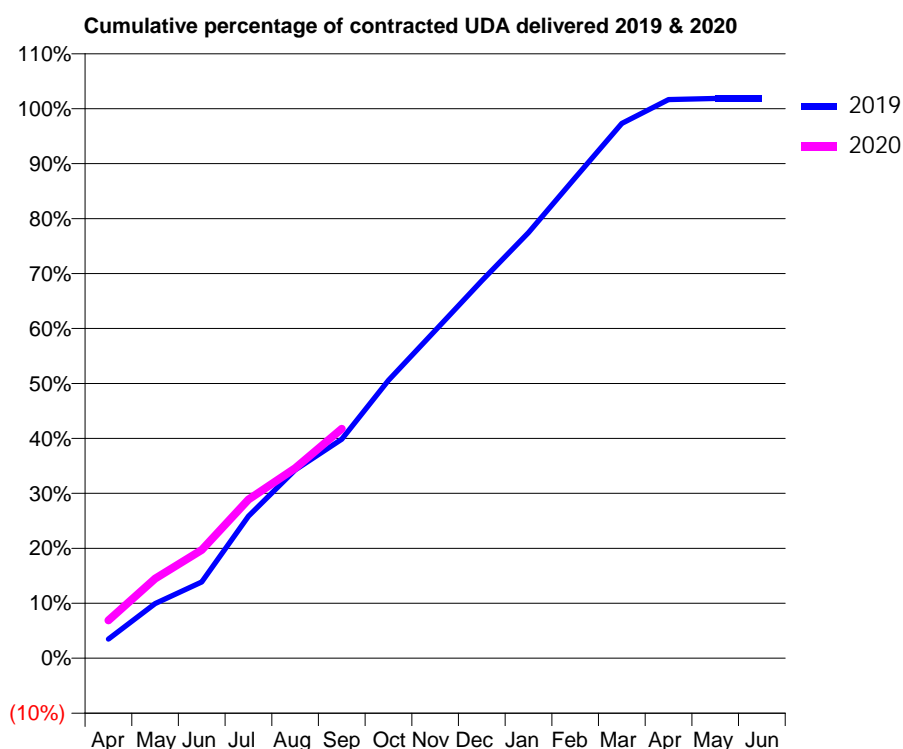
19/20 Contracted general activity (UDA)	23,003
Carry forward general activity (UDA)	-425
19/20 Contracted orthodontic activity (UOA)	0
Carry forward orthodontic activity (UOA)	0
Baseline contract value	£687,822.00

ACCESS*

Patients seen in 24 months	Total	Change since previous quarter
Quarter ending September 2018	6,013	
Quarter ending December 2018	5,997	→
Quarter ending March 2019	5,989	→
Quarter ending June 2019	6,041	→
Quarter ending September 2019	6,081	→
Variance since September 2018	1.1%	→



ACTIVITY



Month	2019	2020
April	800	1,587
May	2,291	3,335
June	3,193	4,529
July	5,949	6,641
August	7,884	7,955
September	9,168	9,603
October	11,634	
November	13,719	
December	15,803	
January	17,816	
February	20,116	
March	22,389	
April	23,381	
May	23,428	
June	23,428	

QUALITY

	Quantity	Base Number	Contract	AT	Region	England
% of FP17s for the same patient ID Re-attending within 3 months - Children	85	942	9.0%	11.1%	12.0%	11.5%
% of FP17s for the same patient ID Re-attending within 3 months - Adults	421	2,087	20.2%	16.6%	17.2%	15.4%
% of FP17s for the same patient ID Re-attending between 3 & 9 months - Children	242	942	25.7%	45.5%	49.4%	59.7%
% of FP17s for the same patient ID Re-attending between 3 & 9 months - Adults	529	2,087	25.3%	37.1%	39.2%	51.7%
% of FP17s for Band 1 Urgent Courses	466	2,798	16.7%	11.3%	11.0%	9.2%
% of FP17s Relating to Free Repair or Replacements	13	2,798	0.5%	0.5%	0.5%	0.7%
% of FP17s Relating to Continuations	69	2,798	2.5%	0.7%	0.7%	0.8%
% of Patients satisfied with the dentistry they have received	0	0	N/A	91.5%	90.9%	93.5%
% of Patients satisfied with the time they had to wait for an appointment	0	0	N/A	80.9%	83.7%	87.4%

* This is based on patients treated on this contract for their most recent course of treatment.

Figures in italics indicate the base number of FP17s or Patient Questionnaire responses are less than 100. N/A is shown where the base number of responses is less than 10 during the period. % is calculated as Quantity/Base number*100

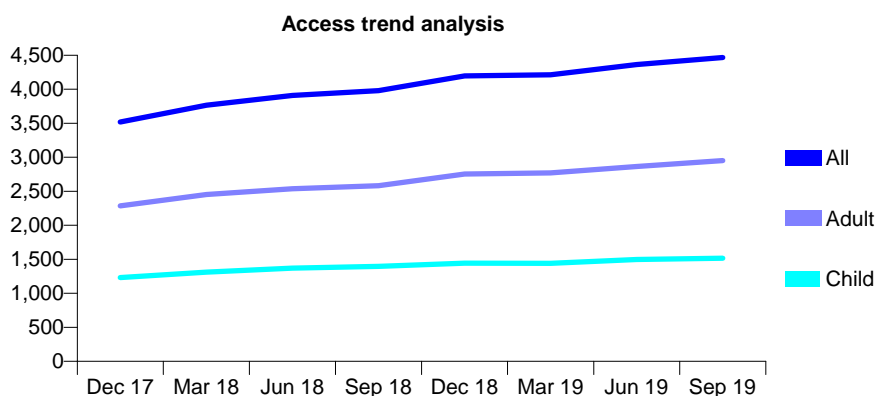
Q61 - Vital Signs At a Glance Contract Report for 127833/0001 - September 2019

Name or company name	Oris Dental Centre
Contract type name	GDS Contract
Purpose of contract	General
Contract start date	01/12/2008
Contract end date	

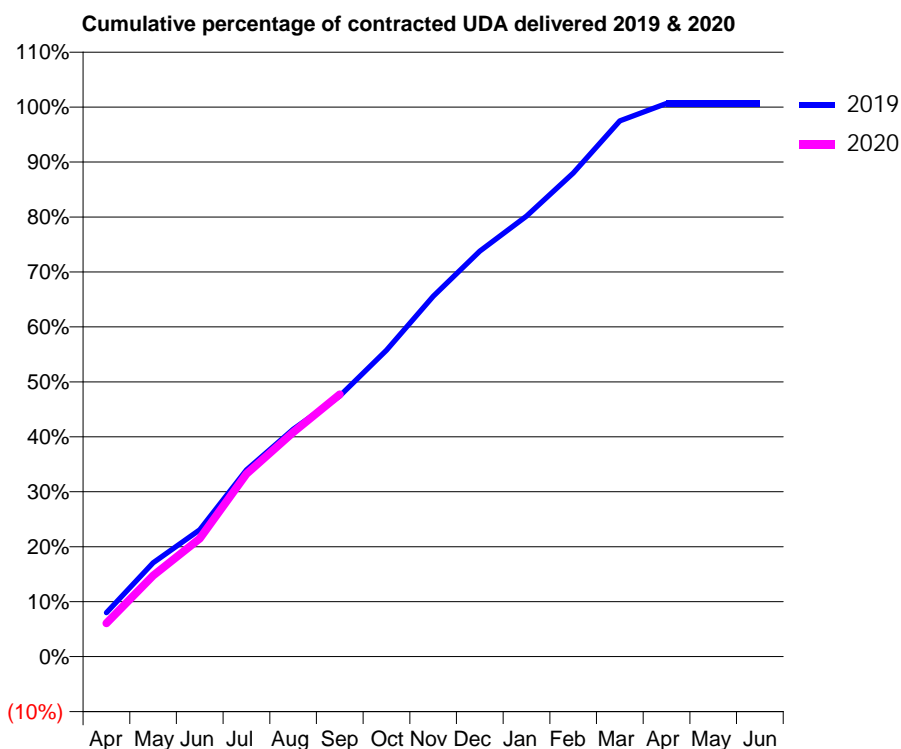
19/20 Contracted general activity (UDA)	10,757
Carry forward general activity (UDA)	-71
19/20 Contracted orthodontic activity (UOA)	0
Carry forward orthodontic activity (UOA)	0
Baseline contract value	£277,531.60

ACCESS*

Patients seen in 24 months	Total	Change since previous quarter
Quarter ending September 2018	3,980	
Quarter ending December 2018	4,197	↑
Quarter ending March 2019	4,212	→
Quarter ending June 2019	4,363	↑
Quarter ending September 2019	4,468	↑
Variance since September 2018	12.3%	↑



ACTIVITY



Month	Adjusted Scheduled Activity (UDA)	
	2019	2020
April	861	653
May	1,836	1,587
June	2,485	2,312
July	3,655	3,575
August	4,450	4,388
September	5,101	5,133
October	5,998	
November	7,055	
December	7,937	
January	8,622	
February	9,465	
March	10,487	
April	10,828	
May	10,828	
June	10,828	

QUALITY

	Quantity	Base Number	Contract	AT	Region	England
% of FP17s for the same patient ID Re-attending within 3 months - Children	76	1,143	6.6%	11.1%	12.0%	11.5%
% of FP17s for the same patient ID Re-attending within 3 months - Adults	250	1,644	15.2%	16.6%	17.2%	15.4%
% of FP17s for the same patient ID Re-attending between 3 & 9 months - Children	652	1,143	57.0%	45.5%	49.4%	59.7%
% of FP17s for the same patient ID Re-attending between 3 & 9 months - Adults	620	1,644	37.7%	37.1%	39.2%	51.7%
% of FP17s for Band 1 Urgent Courses	240	2,293	10.5%	11.3%	11.0%	9.2%
% of FP17s Relating to Free Repair or Replacements	13	2,293	0.6%	0.5%	0.5%	0.7%
% of FP17s Relating to Continuations	0	2,293	0.0%	0.7%	0.7%	0.8%
% of Patients satisfied with the dentistry they have received	1	1	N/A	91.5%	90.9%	93.5%
% of Patients satisfied with the time they had to wait for an appointment	1	1	N/A	80.9%	83.7%	87.4%

* This is based on patients treated on this contract for their most recent course of treatment. Figures in italics indicate the base number of FP17s or Patient Questionnaire responses are less than 100. N/A is shown where the base number of responses is less than 10 during the period. % is calculated as Quantity/Base number*100

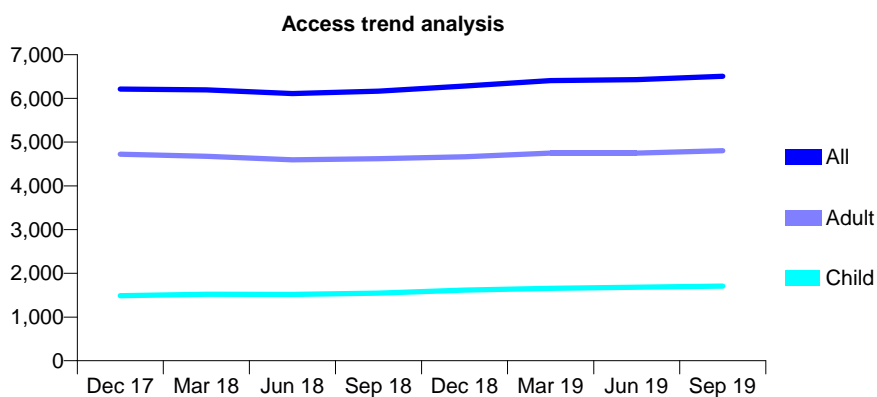
Q61 - Vital Signs At a Glance Contract Report for 127965/0001 - September 2019

Name or company name	Manor House DS
Contract type name	GDS Contract
Purpose of contract	General
Contract start date	01/12/2015
Contract end date	

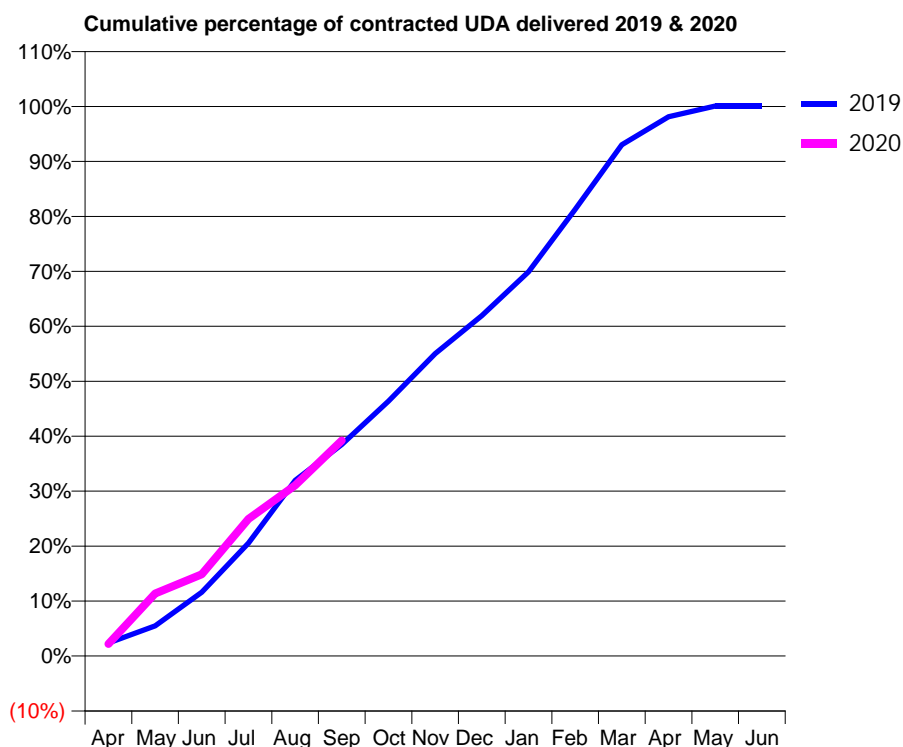
19/20 Contracted general activity (UDA)	17,735
Carry forward general activity (UDA)	-13
19/20 Contracted orthodontic activity (UOA)	0
Carry forward orthodontic activity (UOA)	0
Baseline contract value	£635,790.71

ACCESS*

Patients seen in 24 months	Total	Change since previous quarter
Quarter ending September 2018	6,165	
Quarter ending December 2018	6,282	→
Quarter ending March 2019	6,408	↑
Quarter ending June 2019	6,427	→
Quarter ending September 2019	6,508	→
Variance since September 2018	5.6%	↑



ACTIVITY



Month	Adjusted Scheduled Activity (UDA)	
	2019	2020
April	419	390
May	975	2,015
June	2,058	2,635
July	3,642	4,422
August	5,672	5,511
September	6,830	6,959
October	8,226	
November	9,759	
December	10,984	
January	12,398	
February	14,421	
March	16,500	
April	17,404	
May	17,748	
June	17,749	

QUALITY

	Quantity	Base Number	Contract	AT	Region	England
% of FP17s for the same patient ID Re-attending within 3 months - Children	14	731	1.9%	11.1%	12.0%	11.5%
% of FP17s for the same patient ID Re-attending within 3 months - Adults	46	1,832	2.5%	16.6%	17.2%	15.4%
% of FP17s for the same patient ID Re-attending between 3 & 9 months - Children	217	731	29.7%	45.5%	49.4%	59.7%
% of FP17s for the same patient ID Re-attending between 3 & 9 months - Adults	530	1,832	28.9%	37.1%	39.2%	51.7%
% of FP17s for Band 1 Urgent Courses	51	2,175	2.3%	11.3%	11.0%	9.2%
% of FP17s Relating to Free Repair or Replacements	8	2,175	0.4%	0.5%	0.5%	0.7%
% of FP17s Relating to Continuations	7	2,175	0.3%	0.7%	0.7%	0.8%
% of Patients satisfied with the dentistry they have received	1	2	N/A	91.5%	90.9%	93.5%
% of Patients satisfied with the time they had to wait for an appointment	1	2	N/A	80.9%	83.7%	87.4%

* This is based on patients treated on this contract for their most recent course of treatment. Figures in italics indicate the base number of FP17s or Patient Questionnaire responses are less than 100. N/A is shown where the base number of responses is less than 10 during the period. % is calculated as Quantity/Base number*100

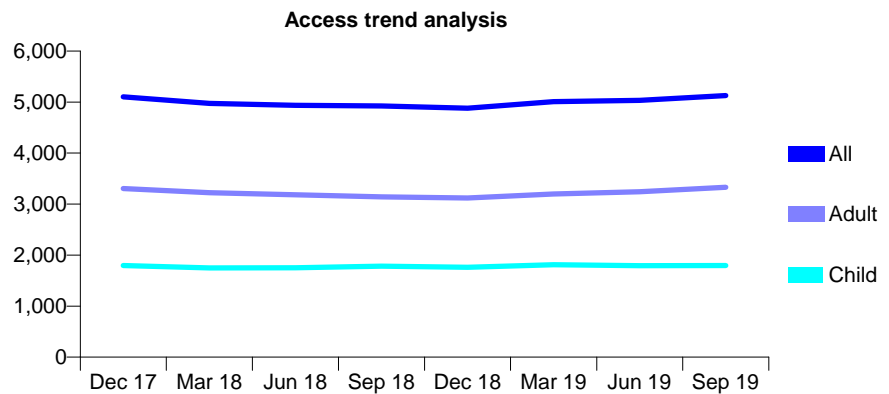
Q61 - Vital Signs At a Glance Contract Report for 128163/0006 - September 2019

Name or company name	Aspire Dental Care Limited
Contract type name	GDS Contract
Purpose of contract	General
Contract start date	11/12/2012
Contract end date	

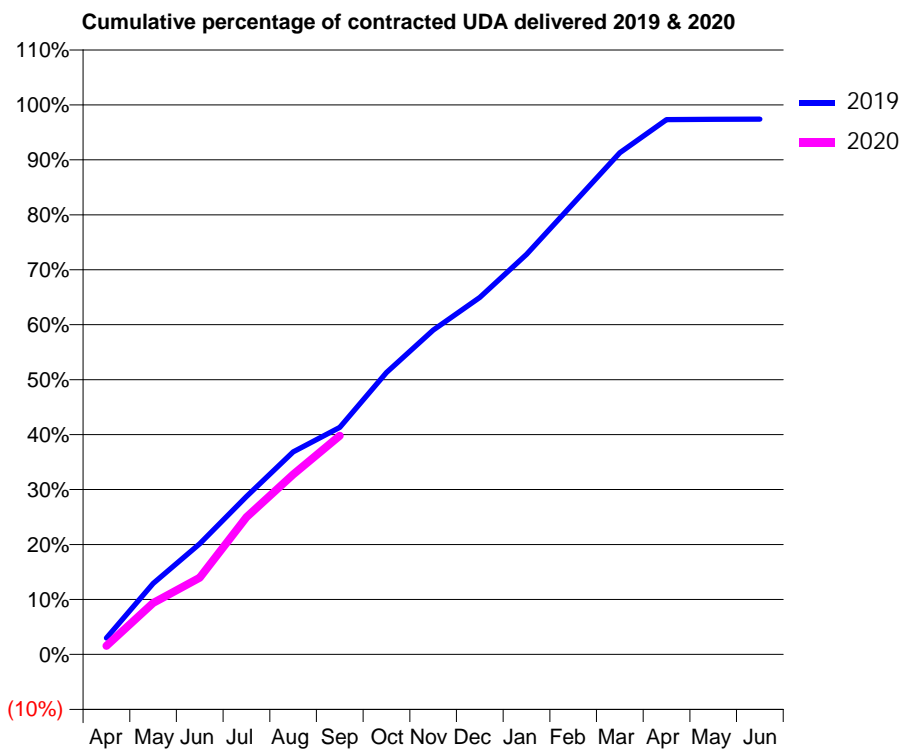
19/20 Contracted general activity (UDA)	13,436
Carry forward general activity (UDA)	351
19/20 Contracted orthodontic activity (UOA)	0
Carry forward orthodontic activity (UOA)	0
Baseline contract value	£330,292.73

ACCESS*

Patients seen in 24 months	Total	Change since previous quarter
Quarter ending September 2018	4,925	
Quarter ending December 2018	4,881	→
Quarter ending March 2019	5,009	↑
Quarter ending June 2019	5,035	→
Quarter ending September 2019	5,127	→
Variance since September 2018	4.1%	↑



ACTIVITY



Adjusted Scheduled Activity (UDA)		
Month	2019	2020
April	401	209
May	1,735	1,258
June	2,709	1,878
July	3,859	3,358
August	4,952	4,401
September	5,552	5,350
October	6,891	
November	7,927	
December	8,726	
January	9,781	
February	11,024	
March	12,263	
April	13,077	
May	13,083	
June	13,085	

QUALITY

	Quantity	Base Number	Contract	AT	Region	England
% of FP17s for the same patient ID Re-attending within 3 months - Children	130	1,329	9.8%	11.1%	12.0%	11.5%
% of FP17s for the same patient ID Re-attending within 3 months - Adults	330	2,030	16.3%	16.6%	17.2%	15.4%
% of FP17s for the same patient ID Re-attending between 3 & 9 months - Children	661	1,329	49.7%	45.5%	49.4%	59.7%
% of FP17s for the same patient ID Re-attending between 3 & 9 months - Adults	699	2,030	34.4%	37.1%	39.2%	51.7%
% of FP17s for Band 1 Urgent Courses	588	3,036	19.4%	11.3%	11.0%	9.2%
% of FP17s Relating to Free Repair or Replacements	11	3,036	0.4%	0.5%	0.5%	0.7%
% of FP17s Relating to Continuations	3	3,036	0.1%	0.7%	0.7%	0.8%
% of Patients satisfied with the dentistry they have received	1	1	N/A	91.5%	90.9%	93.5%
% of Patients satisfied with the time they had to wait for an appointment	1	1	N/A	80.9%	83.7%	87.4%

* This is based on patients treated on this contract for their most recent course of treatment. Figures in italics indicate the base number of FP17s or Patient Questionnaire responses are less than 100. N/A is shown where the base number of responses is less than 10 during the period. % is calculated as Quantity/Base number*100

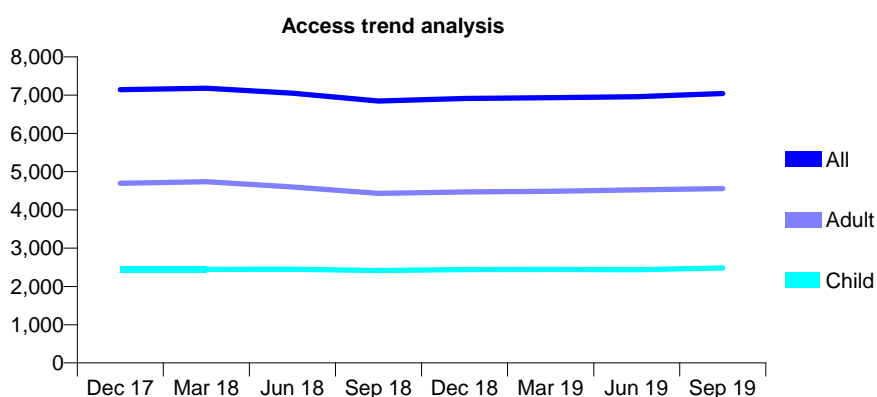
Q61 - Vital Signs At a Glance Contract Report for 128422/0001 - September 2019

Name or company name	MR JL VARA DR NJ VARA DR RJ VARA
Contract type name	GDS Contract
Purpose of contract	General
Contract start date	01/04/2013
Contract end date	

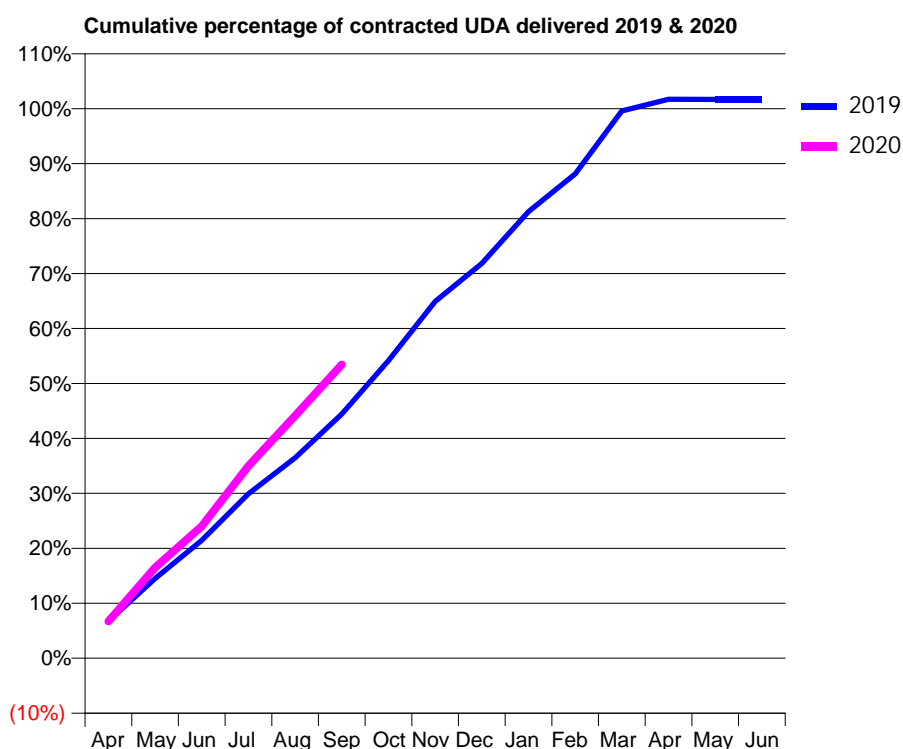
19/20 Contracted general activity (UDA)	20,521
Carry forward general activity (UDA)	-339
19/20 Contracted orthodontic activity (UOA)	0
Carry forward orthodontic activity (UOA)	0
Baseline contract value	£590,499.17

ACCESS*

Patients seen in 24 months	Total	Change since previous quarter
Quarter ending September 2018	6,846	
Quarter ending December 2018	6,912	→
Quarter ending March 2019	6,930	→
Quarter ending June 2019	6,959	→
Quarter ending September 2019	7,042	→
Variance since September 2018	2.9%	↑



ACTIVITY



Month	2019	2020
April	1,387	1,379
May	2,978	3,386
June	4,401	4,928
July	6,141	7,176
August	7,487	9,057
September	9,117	10,961
October	11,112	
November	13,326	
December	14,736	
January	16,673	
February	18,086	
March	20,434	
April	20,873	
May	20,861	
June	20,861	

QUALITY

	Quantity	Base Number	Contract	AT	Region	England
% of FP17s for the same patient ID Re-attending within 3 months - Children	55	1,481	3.7%	11.1%	12.0%	11.5%
% of FP17s for the same patient ID Re-attending within 3 months - Adults	175	2,170	8.1%	16.6%	17.2%	15.4%
% of FP17s for the same patient ID Re-attending between 3 & 9 months - Children	596	1,481	40.2%	45.5%	49.4%	59.7%
% of FP17s for the same patient ID Re-attending between 3 & 9 months - Adults	727	2,170	33.5%	37.1%	39.2%	51.7%
% of FP17s for Band 1 Urgent Courses	172	3,520	4.9%	11.3%	11.0%	9.2%
% of FP17s Relating to Free Repair or Replacements	15	3,520	0.4%	0.5%	0.5%	0.7%
% of FP17s Relating to Continuations	7	3,520	0.2%	0.7%	0.7%	0.8%
% of Patients satisfied with the dentistry they have received	0	0	N/A	91.5%	90.9%	93.5%
% of Patients satisfied with the time they had to wait for an appointment	0	0	N/A	80.9%	83.7%	87.4%

* This is based on patients treated on this contract for their most recent course of treatment.

Figures in italics indicate the base number of FP17s or Patient Questionnaire responses are less than 100. N/A is shown where the base number of responses is less than 10 during the period. % is calculated as Quantity/Base number*100

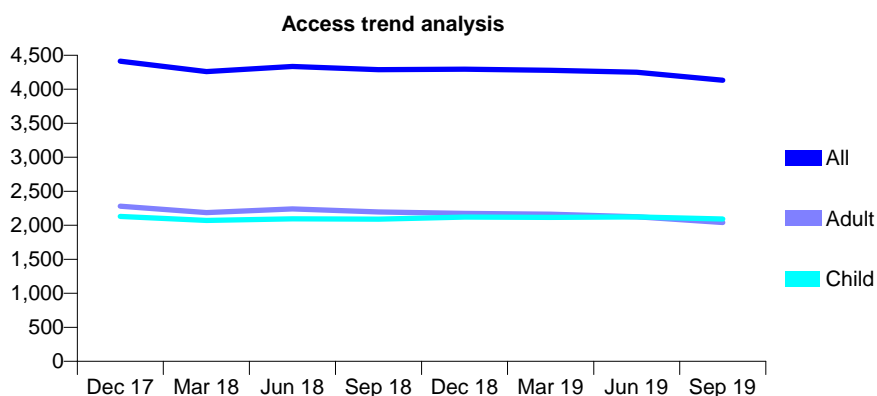
Q61 - Vital Signs At a Glance Contract Report for 128473/0001 - September 2019

Name or company name	The Anna House Partnership
Contract type name	GDS Contract
Purpose of contract	General
Contract start date	01/05/2015
Contract end date	

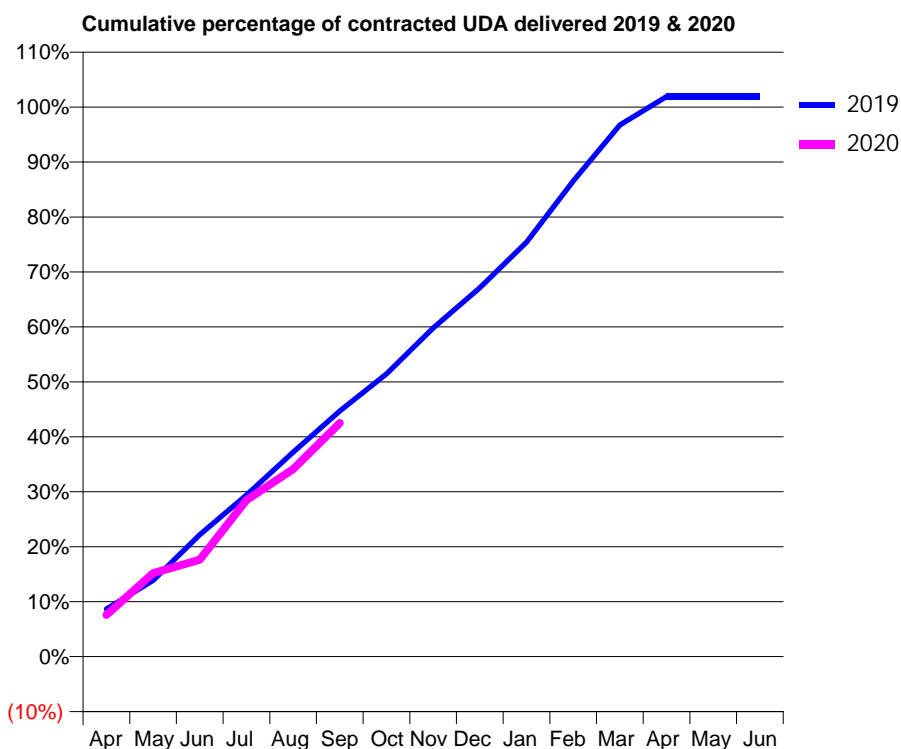
19/20 Contracted general activity (UDA)	17,027
Carry forward general activity (UDA)	-324
19/20 Contracted orthodontic activity (UOA)	0
Carry forward orthodontic activity (UOA)	0
Baseline contract value	£539,184.33

ACCESS*

Patients seen in 24 months	Total	Change since previous quarter
Quarter ending September 2018	4,290	
Quarter ending December 2018	4,295	→
Quarter ending March 2019	4,279	→
Quarter ending June 2019	4,250	→
Quarter ending September 2019	4,133	↓
Variance since September 2018	(3.7%)	↓



ACTIVITY



Month	Adjusted Scheduled Activity (UDA)	
	2019	2020
April	1,478	1,293
May	2,360	2,588
June	3,775	3,000
July	5,006	4,847
August	6,338	5,807
September	7,608	7,239
October	8,756	
November	10,184	
December	11,426	
January	12,839	
February	14,732	
March	16,471	
April	17,352	
May	17,352	
June	17,352	

QUALITY

	Quantity	Base Number	Contract	AT	Region	England
% of FP17s for the same patient ID Re-attending within 3 months - Children	61	1,370	4.5%	11.1%	12.0%	11.5%
% of FP17s for the same patient ID Re-attending within 3 months - Adults	147	1,125	13.1%	16.6%	17.2%	15.4%
% of FP17s for the same patient ID Re-attending between 3 & 9 months - Children	911	1,370	66.5%	45.5%	49.4%	59.7%
% of FP17s for the same patient ID Re-attending between 3 & 9 months - Adults	593	1,125	52.7%	37.1%	39.2%	51.7%
% of FP17s for Band 1 Urgent Courses	159	2,272	7.0%	11.3%	11.0%	9.2%
% of FP17s Relating to Free Repair or Replacements	0	2,272	0.0%	0.5%	0.5%	0.7%
% of FP17s Relating to Continuations	3	2,272	0.1%	0.7%	0.7%	0.8%
% of Patients satisfied with the dentistry they have received	1	1	N/A	91.5%	90.9%	93.5%
% of Patients satisfied with the time they had to wait for an appointment	1	1	N/A	80.9%	83.7%	87.4%

* This is based on patients treated on this contract for their most recent course of treatment. Figures in italics indicate the base number of FP17s or Patient Questionnaire responses are less than 100. N/A is shown where the base number of responses is less than 10 during the period. % is calculated as Quantity/Base number*100

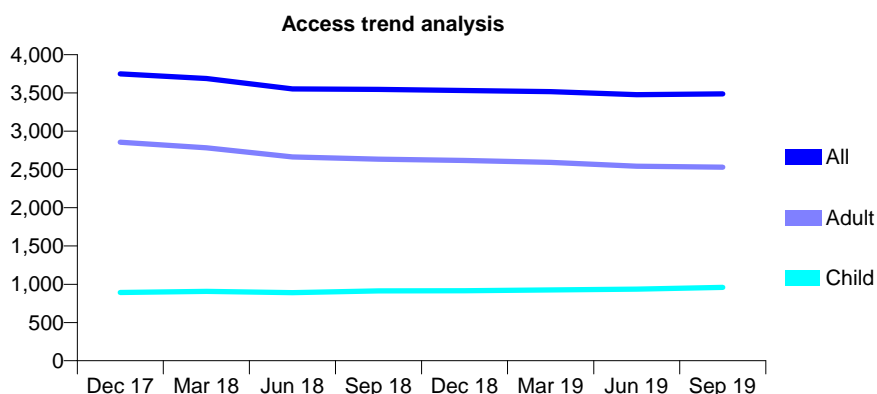
Q61 - Vital Signs At a Glance Contract Report for 129453/0001 - September 2019

Name or company name	Dr Margarita Vochaiti & Dr Aris Psathopoulc
Contract type name	GDS Contract
Purpose of contract	General
Contract start date	01/12/2012
Contract end date	

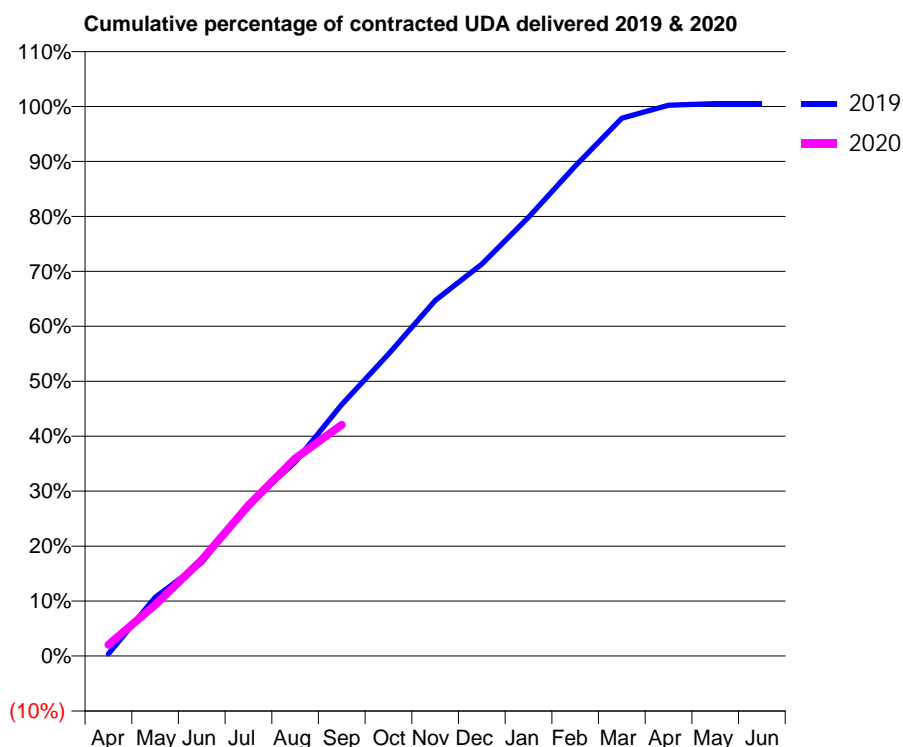
19/20 Contracted general activity (UDA)	7,242
Carry forward general activity (UDA)	-36
19/20 Contracted orthodontic activity (UOA)	0
Carry forward orthodontic activity (UOA)	0
Baseline contract value	£212,935.07

ACCESS*

Patients seen in 24 months	Total	Change since previous quarter
Quarter ending September 2018	3,546	
Quarter ending December 2018	3,532	→
Quarter ending March 2019	3,517	→
Quarter ending June 2019	3,478	↓
Quarter ending September 2019	3,489	→
Variance since September 2018	(1.6%)	↓



ACTIVITY



Month	Adjusted Scheduled Activity (UDA)	
	2019	2020
April	29	148
May	773	674
June	1,233	1,266
July	1,995	1,986
August	2,558	2,603
September	3,313	3,046
October	3,980	
November	4,687	
December	5,164	
January	5,783	
February	6,456	
March	7,086	
April	7,258	
May	7,279	
June	7,279	

QUALITY

	Quantity	Base Number	Contract	AT	Region	England
% of FP17s for the same patient ID Re-attending within 3 months - Children	19	467	4.1%	11.1%	12.0%	11.5%
% of FP17s for the same patient ID Re-attending within 3 months - Adults	126	1,060	11.9%	16.6%	17.2%	15.4%
% of FP17s for the same patient ID Re-attending between 3 & 9 months - Children	150	467	32.1%	45.5%	49.4%	59.7%
% of FP17s for the same patient ID Re-attending between 3 & 9 months - Adults	284	1,060	26.8%	37.1%	39.2%	51.7%
% of FP17s for Band 1 Urgent Courses	140	1,432	9.8%	11.3%	11.0%	9.2%
% of FP17s Relating to Free Repair or Replacements	3	1,432	0.2%	0.5%	0.5%	0.7%
% of FP17s Relating to Continuations	9	1,432	0.6%	0.7%	0.7%	0.8%
% of Patients satisfied with the dentistry they have received	2	2	N/A	91.5%	90.9%	93.5%
% of Patients satisfied with the time they had to wait for an appointment	2	2	N/A	80.9%	83.7%	87.4%

* This is based on patients treated on this contract for their most recent course of treatment. Figures in italics indicate the base number of FP17s or Patient Questionnaire responses are less than 100. N/A is shown where the base number of responses is less than 10 during the period. % is calculated as Quantity/Base number*100

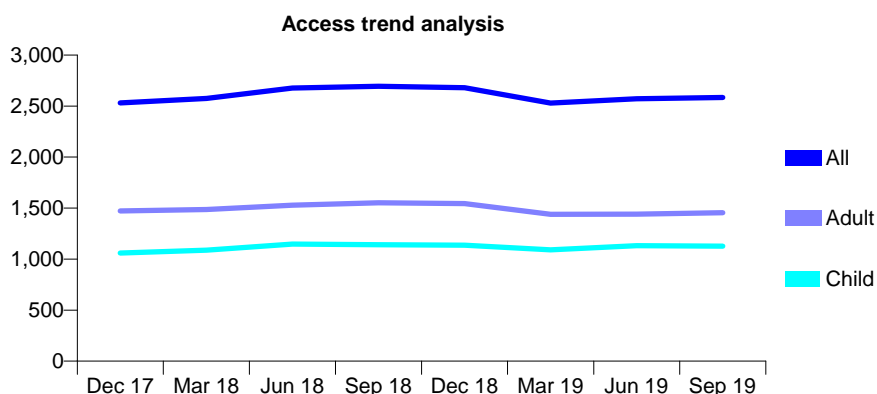
Q61 - Vital Signs At a Glance Contract Report for 129526/0001 - September 2019

Name or company name	S Emami and A P Sattarzadeh
Contract type name	GDS Contract
Purpose of contract	General
Contract start date	01/04/2014
Contract end date	

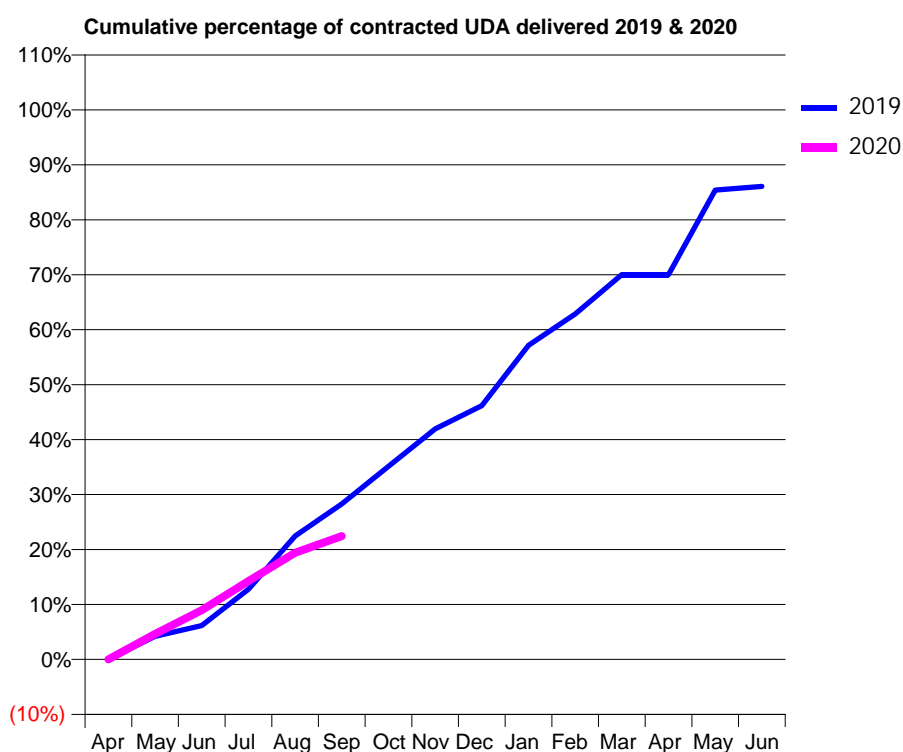
19/20 Contracted general activity (UDA)	7,074
Carry forward general activity (UDA)	0
19/20 Contracted orthodontic activity (UOA)	0
Carry forward orthodontic activity (UOA)	0
Baseline contract value	£261,936.06

ACCESS*

Patients seen in 24 months	Total	Change since previous quarter
Quarter ending September 2018	2,693	
Quarter ending December 2018	2,681	→
Quarter ending March 2019	2,529	↓
Quarter ending June 2019	2,572	→
Quarter ending September 2019	2,584	→
Variance since September 2018	(4.0%)	↓



ACTIVITY



Month	2019	2020
April	0	0
May	298	329
June	435	634
July	904	1,009
August	1,591	1,374
September	2,001	1,587
October	2,487	
November	2,968	
December	3,266	
January	4,043	
February	4,446	
March	4,954	
April	4,954	
May	6,042	
June	6,088	

QUALITY

	Quantity	Base Number	Contract	AT	Region	England
% of FP17s for the same patient ID Re-attending within 3 months - Children	40	591	6.8%	11.1%	12.0%	11.5%
% of FP17s for the same patient ID Re-attending within 3 months - Adults	108	743	14.5%	16.6%	17.2%	15.4%
% of FP17s for the same patient ID Re-attending between 3 & 9 months - Children	253	591	42.8%	45.5%	49.4%	59.7%
% of FP17s for the same patient ID Re-attending between 3 & 9 months - Adults	226	743	30.4%	37.1%	39.2%	51.7%
% of FP17s for Band 1 Urgent Courses	85	580	14.7%	11.3%	11.0%	9.2%
% of FP17s Relating to Free Repair or Replacements	2	580	0.3%	0.5%	0.5%	0.7%
% of FP17s Relating to Continuations	0	580	0.0%	0.7%	0.7%	0.8%
% of Patients satisfied with the dentistry they have received	0	0	N/A	91.5%	90.9%	93.5%
% of Patients satisfied with the time they had to wait for an appointment	0	0	N/A	80.9%	83.7%	87.4%

* This is based on patients treated on this contract for their most recent course of treatment. Figures in italics indicate the base number of FP17s or Patient Questionnaire responses are less than 100. N/A is shown where the base number of responses is less than 10 during the period. % is calculated as Quantity/Base number*100

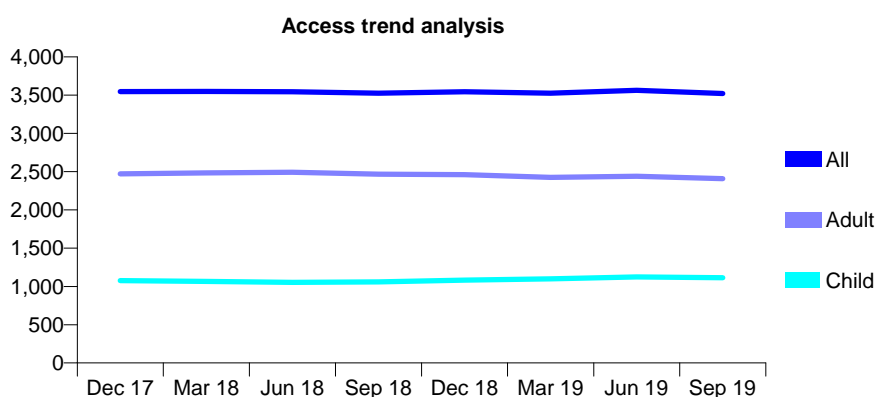
Q61 - Vital Signs At a Glance Contract Report for 130303/0001 - September 2019

Name or company name	Salmon Lane Dental Care
Contract type name	GDS Contract
Purpose of contract	General
Contract start date	19/11/2010
Contract end date	

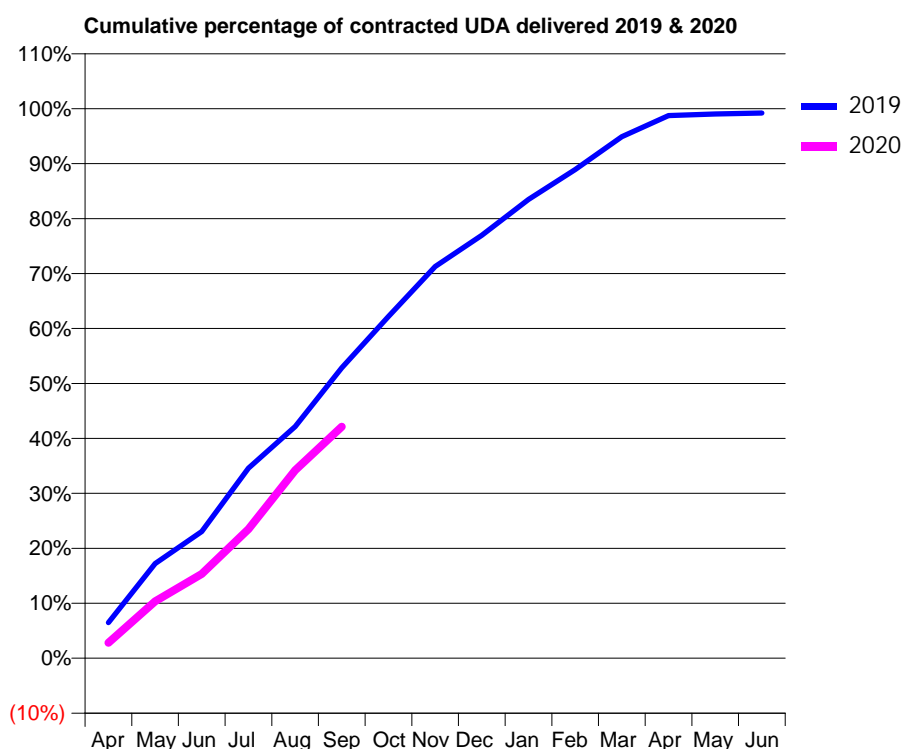
19/20 Contracted general activity (UDA)	7,879
Carry forward general activity (UDA)	63
19/20 Contracted orthodontic activity (UOA)	0
Carry forward orthodontic activity (UOA)	0
Baseline contract value	£230,856.56

ACCESS*

Patients seen in 24 months	Total	Change since previous quarter
Quarter ending September 2018	3,525	
Quarter ending December 2018	3,544	→
Quarter ending March 2019	3,525	→
Quarter ending June 2019	3,563	→
Quarter ending September 2019	3,522	↓
Variance since September 2018	(0.1%)	→



ACTIVITY



Month	2019	2020
April	512	223
May	1,357	815
June	1,816	1,208
July	2,725	1,851
August	3,323	2,695
September	4,164	3,320
October	4,899	
November	5,617	
December	6,063	
January	6,579	
February	7,006	
March	7,477	
April	7,779	
May	7,803	
June	7,816	

QUALITY

	Quantity	Base Number	Contract	AT	Region	England
% of FP17s for the same patient ID Re-attending within 3 months - Children	28	587	4.8%	11.1%	12.0%	11.5%
% of FP17s for the same patient ID Re-attending within 3 months - Adults	118	1,135	10.4%	16.6%	17.2%	15.4%
% of FP17s for the same patient ID Re-attending between 3 & 9 months - Children	201	587	34.2%	45.5%	49.4%	59.7%
% of FP17s for the same patient ID Re-attending between 3 & 9 months - Adults	302	1,135	26.6%	37.1%	39.2%	51.7%
% of FP17s for Band 1 Urgent Courses	105	1,124	9.3%	11.3%	11.0%	9.2%
% of FP17s Relating to Free Repair or Replacements	0	1,124	0.0%	0.5%	0.5%	0.7%
% of FP17s Relating to Continuations	9	1,124	0.8%	0.7%	0.7%	0.8%
% of Patients satisfied with the dentistry they have received	0	0	N/A	91.5%	90.9%	93.5%
% of Patients satisfied with the time they had to wait for an appointment	0	0	N/A	80.9%	83.7%	87.4%

* This is based on patients treated on this contract for their most recent course of treatment.

Figures in italics indicate the base number of FP17s or Patient Questionnaire responses are less than 100. N/A is shown where the base number of responses is less than 10 during the period. % is calculated as Quantity/Base number*100

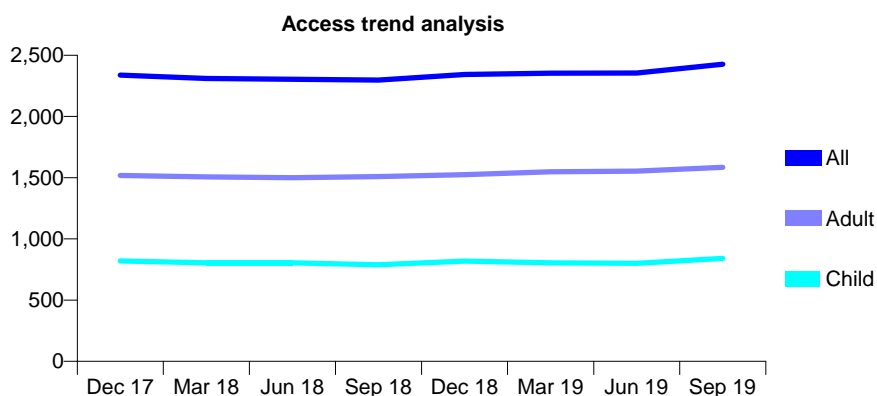
Q61 - Vital Signs At a Glance Contract Report for 131245/0001 - September 2019

Name or company name	Bullsmoor Dental Practice
Contract type name	GDS Contract
Purpose of contract	General
Contract start date	01/07/2013
Contract end date	

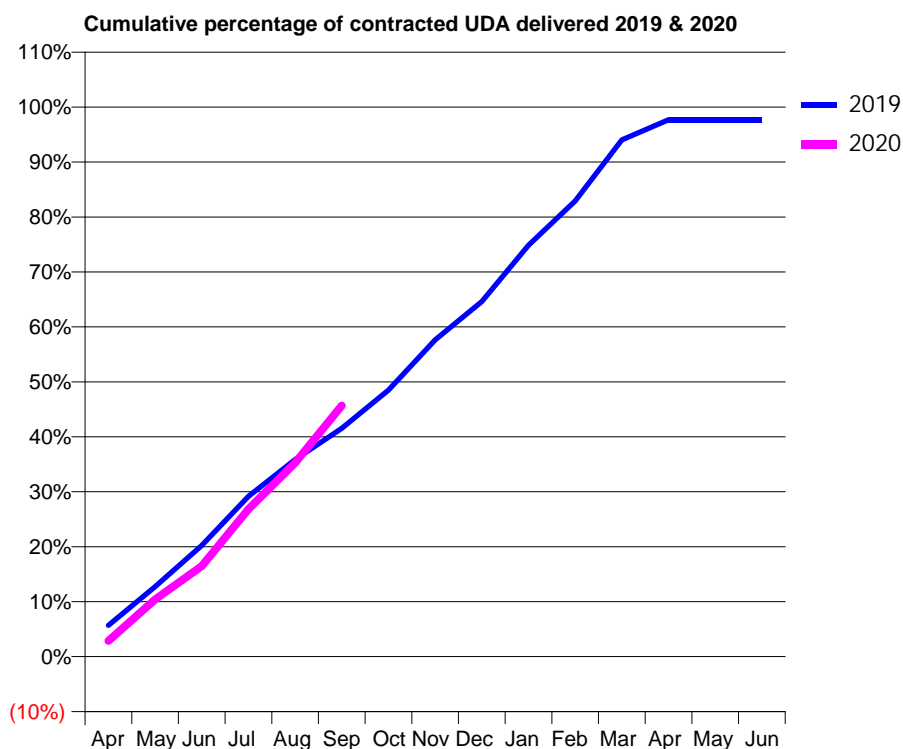
19/20 Contracted general activity (UDA)	7,000
Carry forward general activity (UDA)	161
19/20 Contracted orthodontic activity (UOA)	0
Carry forward orthodontic activity (UOA)	0
Baseline contract value	£181,061.13

ACCESS*

Patients seen in 24 months	Total	Change since previous quarter
Quarter ending September 2018	2,298	
Quarter ending December 2018	2,344	↑
Quarter ending March 2019	2,354	→
Quarter ending June 2019	2,355	→
Quarter ending September 2019	2,426	↑
Variance since September 2018	5.6%	↑



ACTIVITY



Month	Adjusted Scheduled Activity (UDA)	
	2019	2020
April	398	201
May	893	730
June	1,416	1,152
July	2,041	1,879
August	2,510	2,471
September	2,909	3,198
October	3,395	
November	4,035	
December	4,523	
January	5,240	
February	5,805	
March	6,582	
April	6,838	
May	6,839	
June	6,839	

QUALITY

	Quantity	Base Number	Contract	AT	Region	England
% of FP17s for the same patient ID Re-attending within 3 months - Children	44	758	5.8%	11.1%	12.0%	11.5%
% of FP17s for the same patient ID Re-attending within 3 months - Adults	112	1,157	9.7%	16.6%	17.2%	15.4%
% of FP17s for the same patient ID Re-attending between 3 & 9 months - Children	494	758	65.2%	45.5%	49.4%	59.7%
% of FP17s for the same patient ID Re-attending between 3 & 9 months - Adults	669	1,157	57.8%	37.1%	39.2%	51.7%
% of FP17s for Band 1 Urgent Courses	77	1,789	4.3%	11.3%	11.0%	9.2%
% of FP17s Relating to Free Repair or Replacements	3	1,789	0.2%	0.5%	0.5%	0.7%
% of FP17s Relating to Continuations	6	1,789	0.3%	0.7%	0.7%	0.8%
% of Patients satisfied with the dentistry they have received	0	0	N/A	91.5%	90.9%	93.5%
% of Patients satisfied with the time they had to wait for an appointment	0	0	N/A	80.9%	83.7%	87.4%

* This is based on patients treated on this contract for their most recent course of treatment. Figures in italics indicate the base number of FP17s or Patient Questionnaire responses are less than 100. N/A is shown where the base number of responses is less than 10 during the period. % is calculated as Quantity/Base number*100

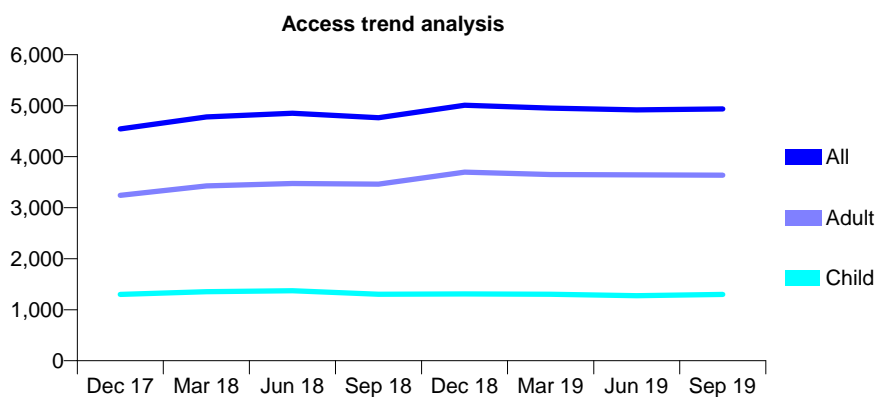
Q61 - Vital Signs At a Glance Contract Report for 132586/0001 - September 2019

Name or company name	Sct. Apollonia Dental Practice
Contract type name	GDS Contract
Purpose of contract	General
Contract start date	01/05/2007
Contract end date	

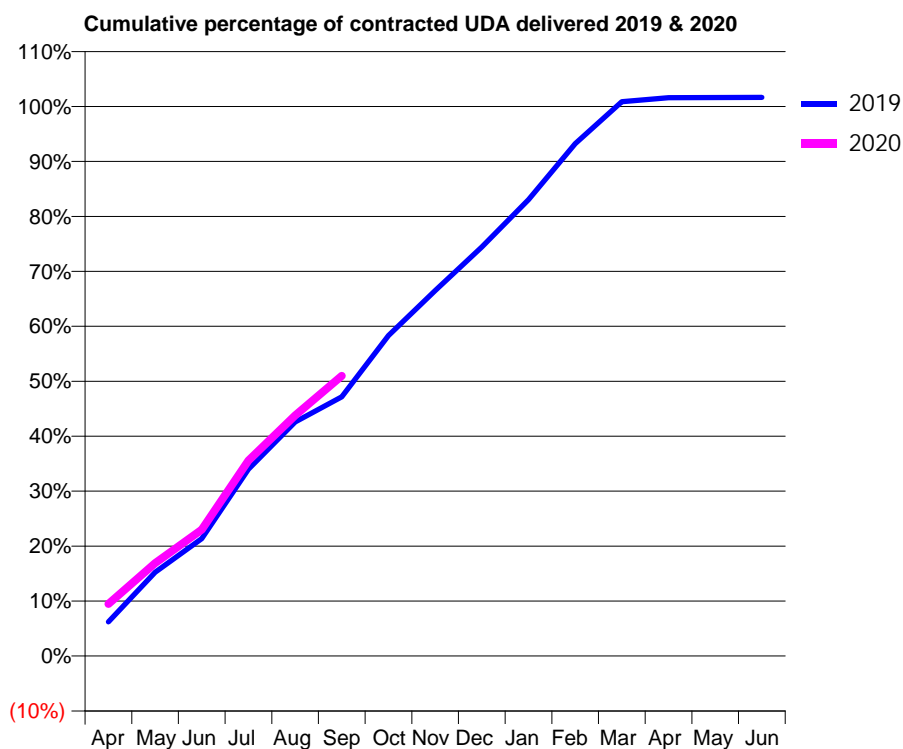
19/20 Contracted general activity (UDA)	14,164
Carry forward general activity (UDA)	-233
19/20 Contracted orthodontic activity (UOA)	0
Carry forward orthodontic activity (UOA)	0
Baseline contract value	£403,324.23

ACCESS*

Patients seen in 24 months	Total	Change since previous quarter
Quarter ending September 2018	4,766	
Quarter ending December 2018	5,007	↑
Quarter ending March 2019	4,953	↓
Quarter ending June 2019	4,916	→
Quarter ending September 2019	4,938	→
Variance since September 2018	3.6%	↑



ACTIVITY



Month	Adjusted Scheduled Activity (UDA)	
	2019	2020
April	883	1,342
May	2,161	2,394
June	3,025	3,258
July	4,816	5,036
August	6,034	6,202
September	6,682	7,219
October	8,263	
November	9,421	
December	10,540	
January	11,765	
February	13,204	
March	14,287	
April	14,391	
May	14,395	
June	14,398	

QUALITY

	Quantity	Base Number	Contract	AT	Region	England
% of FP17s for the same patient ID Re-attending within 3 months - Children	57	795	7.2%	11.1%	12.0%	11.5%
% of FP17s for the same patient ID Re-attending within 3 months - Adults	333	1,989	16.7%	16.6%	17.2%	15.4%
% of FP17s for the same patient ID Re-attending between 3 & 9 months - Children	324	795	40.8%	45.5%	49.4%	59.7%
% of FP17s for the same patient ID Re-attending between 3 & 9 months - Adults	703	1,989	35.3%	37.1%	39.2%	51.7%
% of FP17s for Band 1 Urgent Courses	433	2,740	15.8%	11.3%	11.0%	9.2%
% of FP17s Relating to Free Repair or Replacements	2	2,740	0.1%	0.5%	0.5%	0.7%
% of FP17s Relating to Continuations	9	2,740	0.3%	0.7%	0.7%	0.8%
% of Patients satisfied with the dentistry they have received	0	0	N/A	91.5%	90.9%	93.5%
% of Patients satisfied with the time they had to wait for an appointment	0	0	N/A	80.9%	83.7%	87.4%

* This is based on patients treated on this contract for their most recent course of treatment. Figures in italics indicate the base number of FP17s or Patient Questionnaire responses are less than 100. N/A is shown where the base number of responses is less than 10 during the period. % is calculated as Quantity/Base number*100

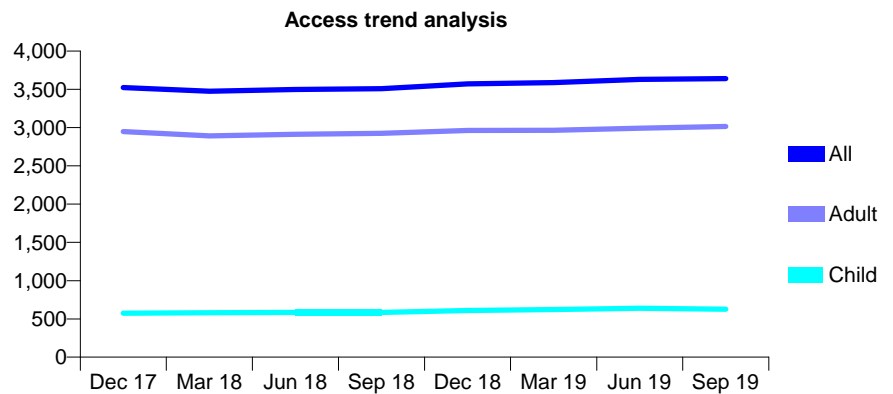
Q61 - Vital Signs At a Glance Contract Report for 132993/0001 - September 2019

Name or company name	Church View Dental Practice
Contract type name	GDS Contract
Purpose of contract	General
Contract start date	01/04/2010
Contract end date	

19/20 Contracted general activity (UDA)	11,759
Carry forward general activity (UDA)	0
19/20 Contracted orthodontic activity (UOA)	0
Carry forward orthodontic activity (UOA)	0
Baseline contract value	£377,335.10

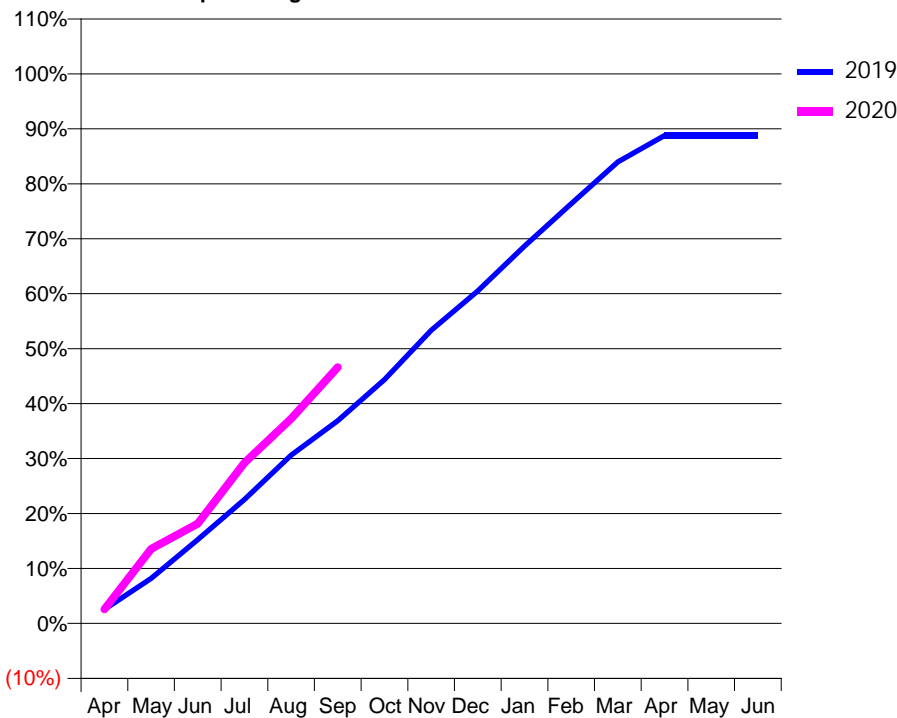
ACCESS*

Patients seen in 24 months	Total	Change since previous quarter
Quarter ending September 2018	3,509	
Quarter ending December 2018	3,572	→
Quarter ending March 2019	3,588	→
Quarter ending June 2019	3,630	→
Quarter ending September 2019	3,640	→
Variance since September 2018	3.7%	↑



ACTIVITY

Cumulative percentage of contracted UDA delivered 2019 & 2020



Month	2019	2020
April	362	305
May	1,155	1,595
June	2,154	2,137
July	3,185	3,437
August	4,323	4,381
September	5,209	5,481
October	6,265	
November	7,531	
December	8,544	
January	9,694	
February	10,784	
March	11,857	
April	12,536	
May	12,536	
June	12,536	

QUALITY

	Quantity	Base Number	Contract	AT	Region	England
% of FP17s for the same patient ID Re-attending within 3 months - Children	40	488	8.2%	11.1%	12.0%	11.5%
% of FP17s for the same patient ID Re-attending within 3 months - Adults	592	2,465	24.0%	16.6%	17.2%	15.4%
% of FP17s for the same patient ID Re-attending between 3 & 9 months - Children	297	488	60.9%	45.5%	49.4%	59.7%
% of FP17s for the same patient ID Re-attending between 3 & 9 months - Adults	1,279	2,465	51.9%	37.1%	39.2%	51.7%
% of FP17s for Band 1 Urgent Courses	664	2,738	24.3%	11.3%	11.0%	9.2%
% of FP17s Relating to Free Repair or Replacements	30	2,738	1.1%	0.5%	0.5%	0.7%
% of FP17s Relating to Continuations	6	2,738	0.2%	0.7%	0.7%	0.8%
% of Patients satisfied with the dentistry they have received	0	0	N/A	91.5%	90.9%	93.5%
% of Patients satisfied with the time they had to wait for an appointment	0	0	N/A	80.9%	83.7%	87.4%

* This is based on patients treated on this contract for their most recent course of treatment.

Figures in italics indicate the base number of FP17s or Patient Questionnaire responses are less than 100. N/A is shown where the base number of responses is less than 10 during the period. % is calculated as Quantity/Base number*100

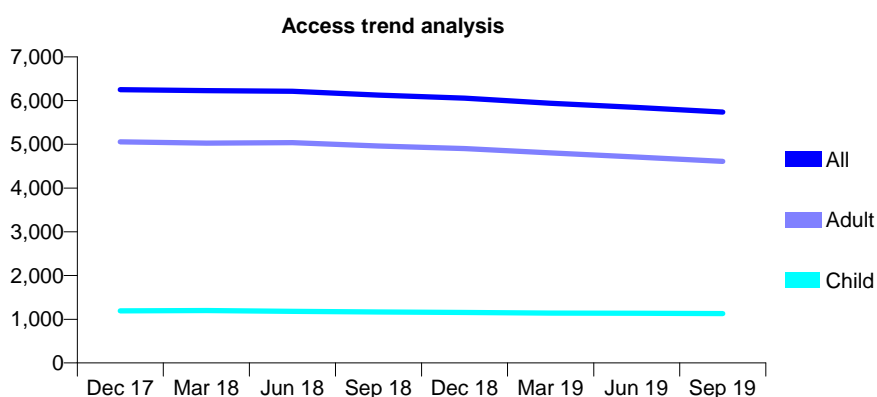
Q61 - Vital Signs At a Glance Contract Report for 133078/0001 - September 2019

Name or company name	R G Matthey Ltd
Contract type name	GDS Contract
Purpose of contract	General
Contract start date	01/01/2009
Contract end date	

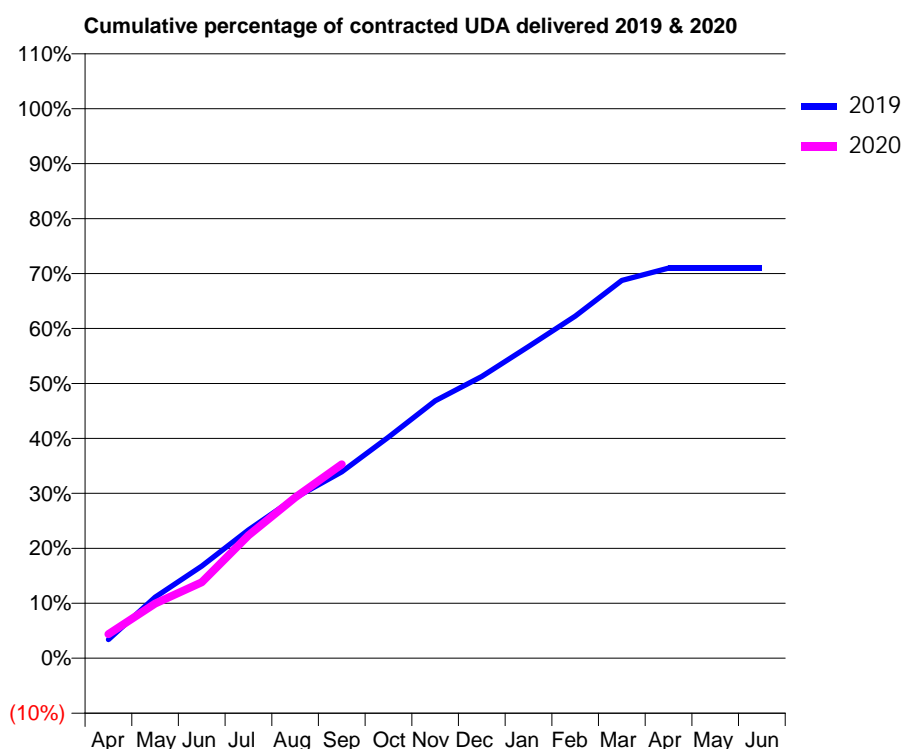
19/20 Contracted general activity (UDA)	20,451
Carry forward general activity (UDA)	0
19/20 Contracted orthodontic activity (UOA)	0
Carry forward orthodontic activity (UOA)	0
Baseline contract value	£546,650.92

ACCESS*

Patients seen in 24 months	Total	Change since previous quarter
Quarter ending September 2018	6,127	
Quarter ending December 2018	6,056	↓
Quarter ending March 2019	5,940	↓
Quarter ending June 2019	5,843	↓
Quarter ending September 2019	5,739	↓
Variance since September 2018	(6.3%)	↓



ACTIVITY



Month	2019	2020
April	698	894
May	2,276	2,036
June	3,427	2,826
July	4,772	4,574
August	5,974	5,982
September	6,937	7,213
October	8,224	
November	9,582	
December	10,484	
January	11,600	
February	12,733	
March	14,056	
April	14,520	
May	14,519	
June	14,518	

QUALITY

	Quantity	Base Number	Contract	AT	Region	England
% of FP17s for the same patient ID Re-attending within 3 months - Children	65	836	7.8%	11.1%	12.0%	11.5%
% of FP17s for the same patient ID Re-attending within 3 months - Adults	336	2,516	13.4%	16.6%	17.2%	15.4%
% of FP17s for the same patient ID Re-attending between 3 & 9 months - Children	432	836	51.7%	45.5%	49.4%	59.7%
% of FP17s for the same patient ID Re-attending between 3 & 9 months - Adults	1,085	2,516	43.1%	37.1%	39.2%	51.7%
% of FP17s for Band 1 Urgent Courses	382	3,119	12.2%	11.3%	11.0%	9.2%
% of FP17s Relating to Free Repair or Replacements	16	3,119	0.5%	0.5%	0.5%	0.7%
% of FP17s Relating to Continuations	46	3,119	1.5%	0.7%	0.7%	0.8%
% of Patients satisfied with the dentistry they have received	3	3	N/A	91.5%	90.9%	93.5%
% of Patients satisfied with the time they had to wait for an appointment	2	3	N/A	80.9%	83.7%	87.4%

* This is based on patients treated on this contract for their most recent course of treatment.

Figures in italics indicate the base number of FP17s or Patient Questionnaire responses are less than 100. N/A is shown where the base number of responses is less than 10 during the period. % is calculated as Quantity/Base number*100

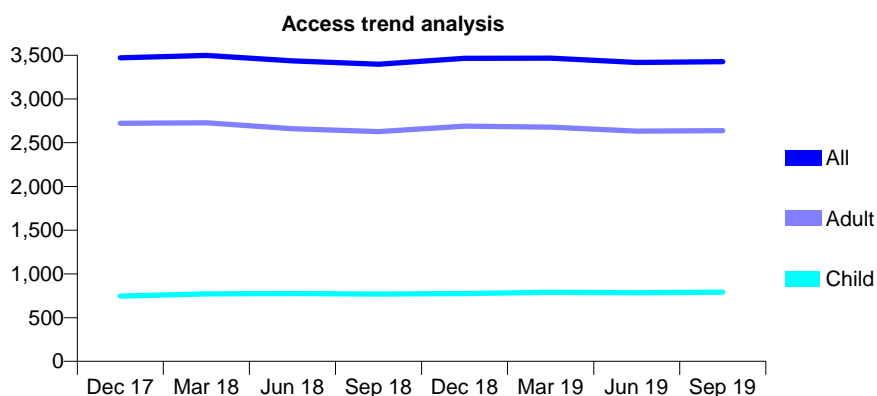
Q61 - Vital Signs At a Glance Contract Report for 133086/0001 - September 2019

Name or company name	Sennik Ltd
Contract type name	GDS Contract
Purpose of contract	General
Contract start date	01/04/2012
Contract end date	

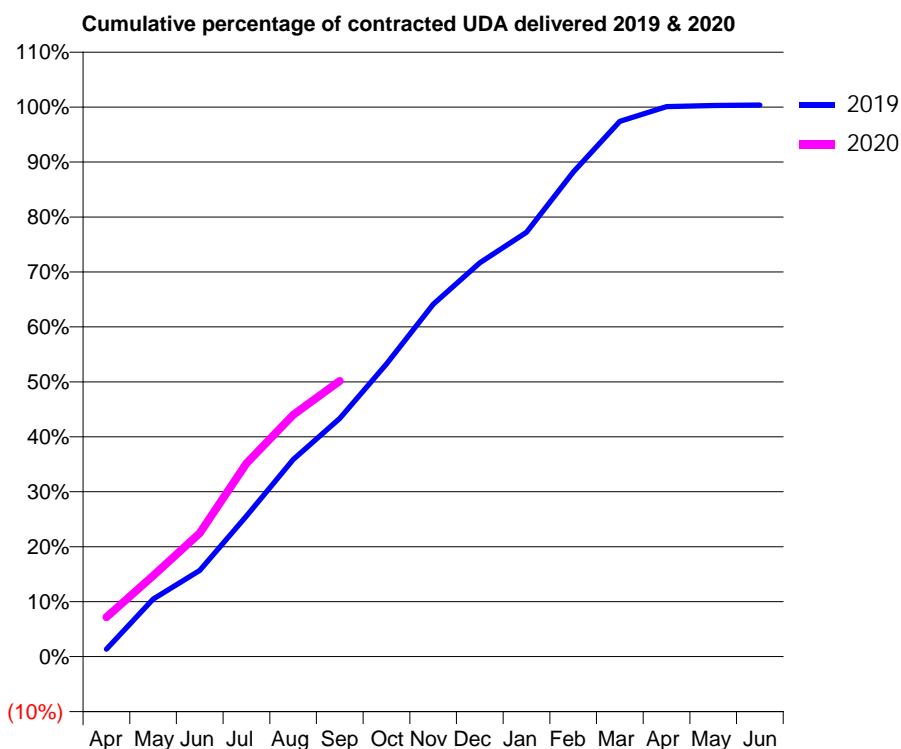
19/20 Contracted general activity (UDA)	10,567
Carry forward general activity (UDA)	-38
19/20 Contracted orthodontic activity (UOA)	0
Carry forward orthodontic activity (UOA)	0
Baseline contract value	£354,257.35

ACCESS*

Patients seen in 24 months	Total	Change since previous quarter
Quarter ending September 2018	3,397	
Quarter ending December 2018	3,465	↑
Quarter ending March 2019	3,467	→
Quarter ending June 2019	3,418	↓
Quarter ending September 2019	3,428	→
Variance since September 2018	0.9%	→



ACTIVITY



Month	Adjusted Scheduled Activity (UDA)	
	2019	2020
April	144	761
May	1,107	1,554
June	1,658	2,374
July	2,704	3,716
August	3,790	4,649
September	4,580	5,303
October	5,628	
November	6,773	
December	7,571	
January	8,158	
February	9,316	
March	10,292	
April	10,574	
May	10,596	
June	10,605	

QUALITY

	Quantity	Base Number	Contract	AT	Region	England
% of FP17s for the same patient ID Re-attending within 3 months - Children	33	553	6.0%	11.1%	12.0%	11.5%
% of FP17s for the same patient ID Re-attending within 3 months - Adults	232	1,557	14.9%	16.6%	17.2%	15.4%
% of FP17s for the same patient ID Re-attending between 3 & 9 months - Children	293	553	53.0%	45.5%	49.4%	59.7%
% of FP17s for the same patient ID Re-attending between 3 & 9 months - Adults	645	1,557	41.4%	37.1%	39.2%	51.7%
% of FP17s for Band 1 Urgent Courses	223	1,984	11.2%	11.3%	11.0%	9.2%
% of FP17s Relating to Free Repair or Replacements	23	1,984	1.2%	0.5%	0.5%	0.7%
% of FP17s Relating to Continuations	7	1,984	0.4%	0.7%	0.7%	0.8%
% of Patients satisfied with the dentistry they have received	2	3	N/A	91.5%	90.9%	93.5%
% of Patients satisfied with the time they had to wait for an appointment	2	3	N/A	80.9%	83.7%	87.4%

* This is based on patients treated on this contract for their most recent course of treatment. Figures in italics indicate the base number of FP17s or Patient Questionnaire responses are less than 100. N/A is shown where the base number of responses is less than 10 during the period. % is calculated as Quantity/Base number*100

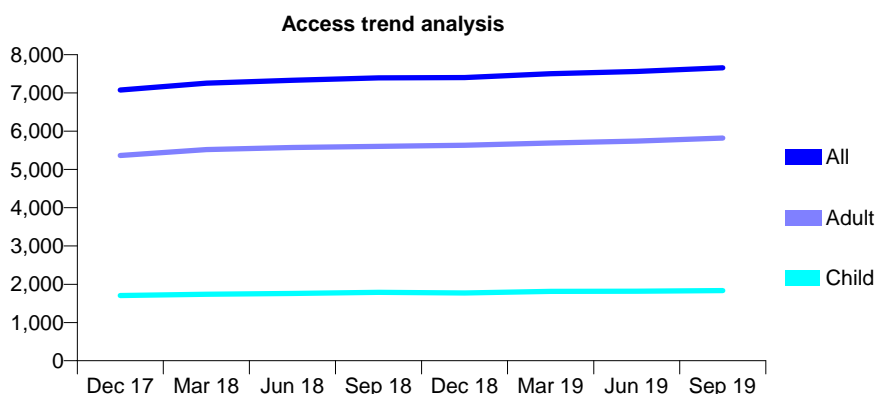
Q61 - Vital Signs At a Glance Contract Report for 133205/0001 - September 2019

Name or company name	Broadway Dental Care
Contract type name	GDS Contract
Purpose of contract	General
Contract start date	06/06/2012
Contract end date	

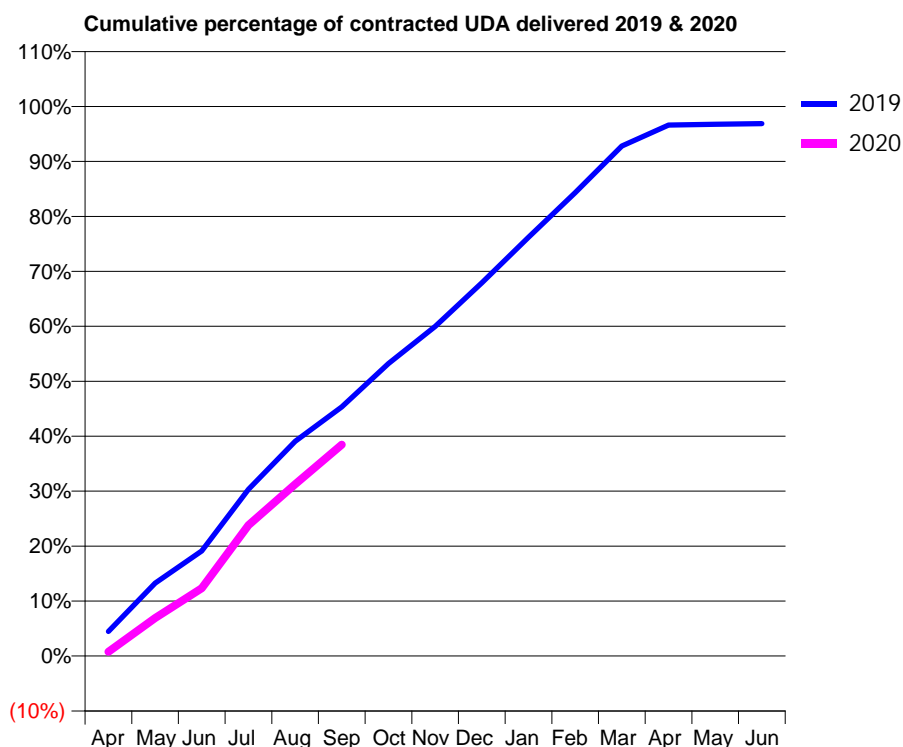
19/20 Contracted general activity (UDA)	18,422
Carry forward general activity (UDA)	576
19/20 Contracted orthodontic activity (UOA)	0
Carry forward orthodontic activity (UOA)	0
Baseline contract value	£548,781.47

ACCESS*

Patients seen in 24 months	Total	Change since previous quarter
Quarter ending September 2018	7,392	
Quarter ending December 2018	7,403	→
Quarter ending March 2019	7,503	→
Quarter ending June 2019	7,561	→
Quarter ending September 2019	7,658	→
Variance since September 2018	3.6%	↑



ACTIVITY



Month	Adjusted Scheduled Activity (UDA)	
	2019	2020
April	823	145
May	2,444	1,278
June	3,519	2,273
July	5,584	4,387
August	7,196	5,759
September	8,347	7,085
October	9,807	
November	11,050	
December	12,506	
January	14,037	
February	15,531	
March	17,097	
April	17,799	
May	17,828	
June	17,846	

QUALITY

	Quantity	Base Number	Contract	AT	Region	England
% of FP17s for the same patient ID Re-attending within 3 months - Children	98	1,408	7.0%	11.1%	12.0%	11.5%
% of FP17s for the same patient ID Re-attending within 3 months - Adults	582	3,779	15.4%	16.6%	17.2%	15.4%
% of FP17s for the same patient ID Re-attending between 3 & 9 months - Children	804	1,408	57.1%	45.5%	49.4%	59.7%
% of FP17s for the same patient ID Re-attending between 3 & 9 months - Adults	1,816	3,779	48.1%	37.1%	39.2%	51.7%
% of FP17s for Band 1 Urgent Courses	296	4,084	7.2%	11.3%	11.0%	9.2%
% of FP17s Relating to Free Repair or Replacements	22	4,084	0.5%	0.5%	0.5%	0.7%
% of FP17s Relating to Continuations	31	4,084	0.8%	0.7%	0.7%	0.8%
% of Patients satisfied with the dentistry they have received	5	5	N/A	91.5%	90.9%	93.5%
% of Patients satisfied with the time they had to wait for an appointment	5	5	N/A	80.9%	83.7%	87.4%

* This is based on patients treated on this contract for their most recent course of treatment. Figures in italics indicate the base number of FP17s or Patient Questionnaire responses are less than 100. N/A is shown where the base number of responses is less than 10 during the period. % is calculated as Quantity/Base number*100

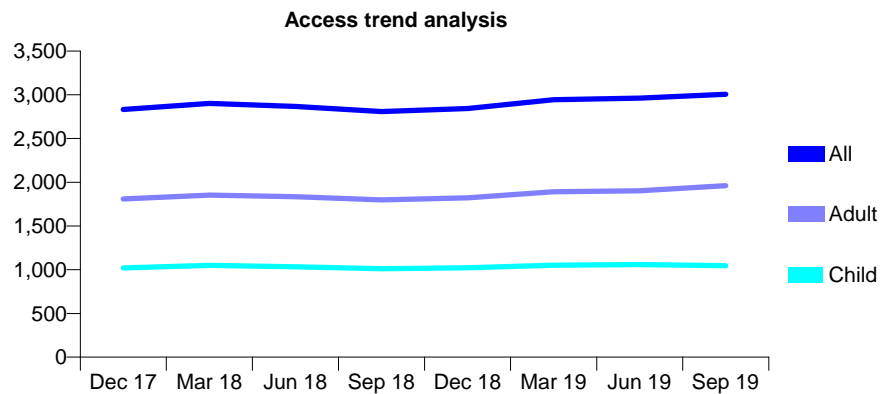
Q61 - Vital Signs At a Glance Contract Report for 133655/0001 - September 2019

Name or company name	Crouch Hall Dental Care
Contract type name	GDS Contract
Purpose of contract	General
Contract start date	01/05/2015
Contract end date	

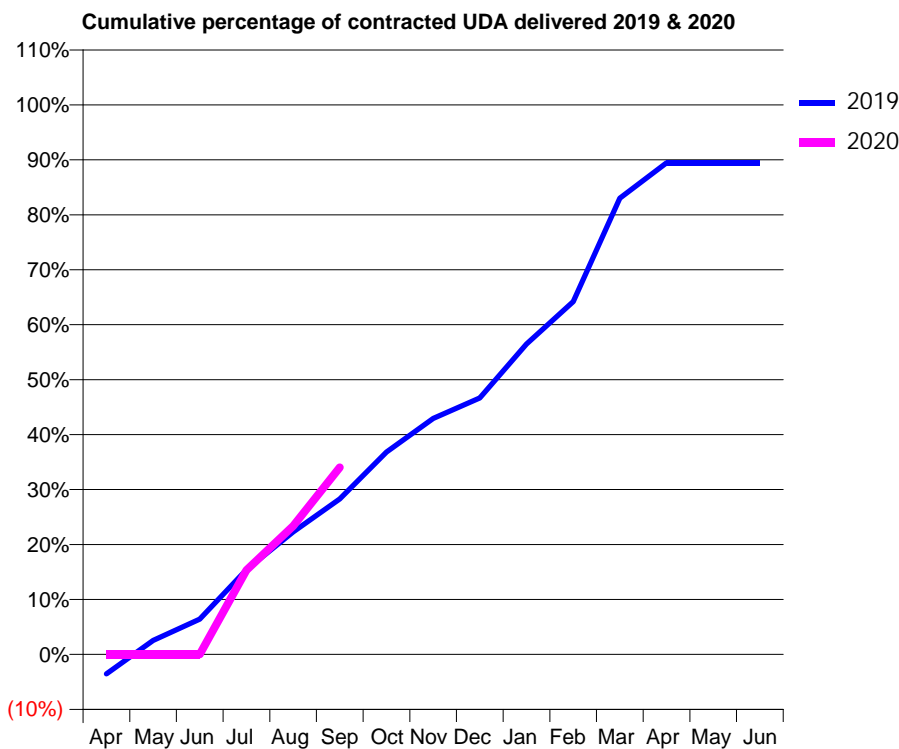
19/20 Contracted general activity (UDA)	6,025
Carry forward general activity (UDA)	0
19/20 Contracted orthodontic activity (UOA)	0
Carry forward orthodontic activity (UOA)	0
Baseline contract value	£140,836.59

ACCESS*

Patients seen in 24 months	Total	Change since previous quarter
Quarter ending September 2018	2,809	
Quarter ending December 2018	2,844	→
Quarter ending March 2019	2,944	↑
Quarter ending June 2019	2,962	→
Quarter ending September 2019	3,006	→
Variance since September 2018	7.0%	↑



ACTIVITY



Month	2019	2020
April	-214	0
May	155	0
June	387	0
July	929	923
August	1,342	1,409
September	1,706	2,050
October	2,219	
November	2,588	
December	2,812	
January	3,404	
February	3,868	
March	5,002	
April	5,388	
May	5,388	
June	5,388	

QUALITY

	Quantity	Base Number	Contract	AT	Region	England
% of FP17s for the same patient ID Re-attending within 3 months - Children	26	568	4.6%	11.1%	12.0%	11.5%
% of FP17s for the same patient ID Re-attending within 3 months - Adults	57	851	6.7%	16.6%	17.2%	15.4%
% of FP17s for the same patient ID Re-attending between 3 & 9 months - Children	209	568	36.8%	45.5%	49.4%	59.7%
% of FP17s for the same patient ID Re-attending between 3 & 9 months - Adults	176	851	20.7%	37.1%	39.2%	51.7%
% of FP17s for Band 1 Urgent Courses	50	1,284	3.9%	11.3%	11.0%	9.2%
% of FP17s Relating to Free Repair or Replacements	0	1,284	0.0%	0.5%	0.5%	0.7%
% of FP17s Relating to Continuations	20	1,284	1.6%	0.7%	0.7%	0.8%
% of Patients satisfied with the dentistry they have received	0	0	N/A	91.5%	90.9%	93.5%
% of Patients satisfied with the time they had to wait for an appointment	0	0	N/A	80.9%	83.7%	87.4%

* This is based on patients treated on this contract for their most recent course of treatment. Figures in italics indicate the base number of FP17s or Patient Questionnaire responses are less than 100. N/A is shown where the base number of responses is less than 10 during the period. % is calculated as Quantity/Base number*100

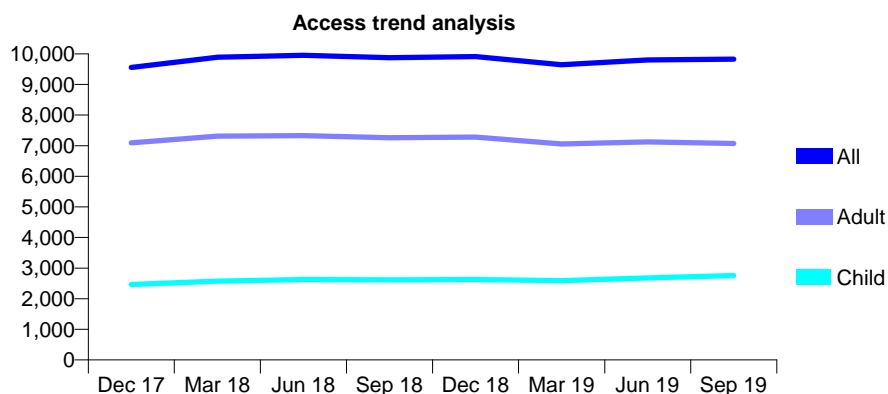
Q61 - Vital Signs At a Glance Contract Report for 134805/0001 - September 2019

Name or company name	Whalebone Lane Limited
Contract type name	GDS Contract
Purpose of contract	General
Contract start date	01/08/2011
Contract end date	

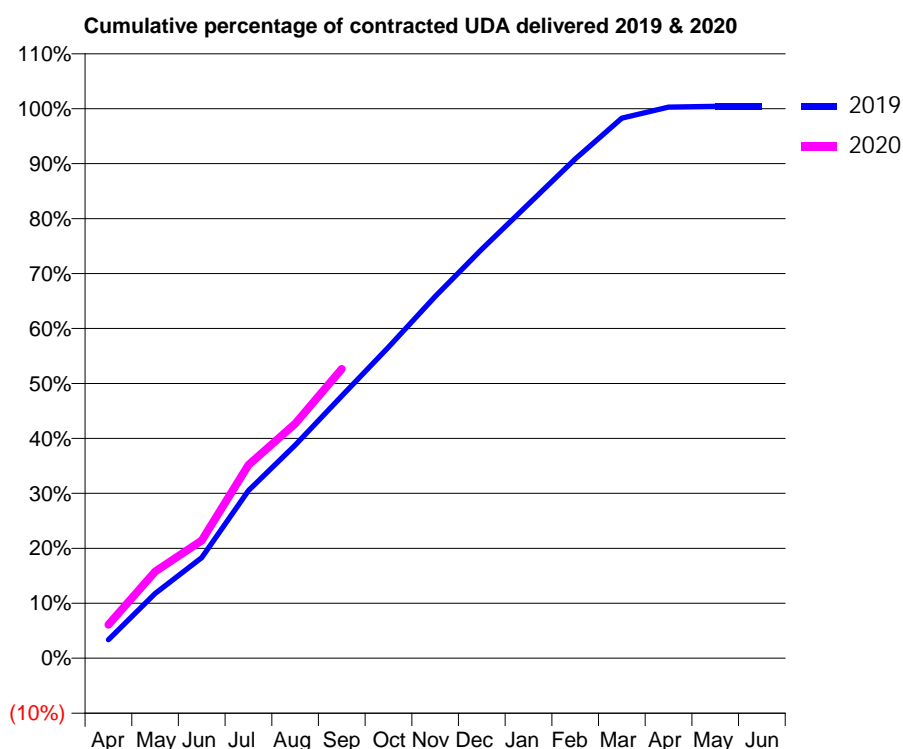
19/20 Contracted general activity (UDA)	38,503
Carry forward general activity (UDA)	-166
19/20 Contracted orthodontic activity (UOA)	0
Carry forward orthodontic activity (UOA)	0
Baseline contract value	£1,833,381.16

ACCESS*

Patients seen in 24 months	Total	Change since previous quarter
Quarter ending September 2018	9,877	
Quarter ending December 2018	9,910	→
Quarter ending March 2019	9,647	↓
Quarter ending June 2019	9,802	→
Quarter ending September 2019	9,828	→
Variance since September 2018	(0.5%)	→



ACTIVITY



Month	2019	2020
April	1,294	2,348
May	4,533	6,081
June	7,053	8,247
July	11,754	13,546
August	14,933	16,430
September	18,376	20,270
October	21,797	
November	25,346	
December	28,653	
January	31,817	
February	34,980	
March	37,841	
April	38,611	
May	38,670	
June	38,670	

QUALITY

	Quantity	Base Number	Contract	AT	Region	England
% of FP17s for the same patient ID Re-attending within 3 months - Children	269	2,166	12.4%	11.1%	12.0%	11.5%
% of FP17s for the same patient ID Re-attending within 3 months - Adults	1,130	5,056	22.3%	16.6%	17.2%	15.4%
% of FP17s for the same patient ID Re-attending between 3 & 9 months - Children	489	2,166	22.6%	45.5%	49.4%	59.7%
% of FP17s for the same patient ID Re-attending between 3 & 9 months - Adults	911	5,056	18.0%	37.1%	39.2%	51.7%
% of FP17s for Band 1 Urgent Courses	676	6,935	9.7%	11.3%	11.0%	9.2%
% of FP17s Relating to Free Repair or Replacements	0	6,935	0.0%	0.5%	0.5%	0.7%
% of FP17s Relating to Continuations	392	6,935	5.7%	0.7%	0.7%	0.8%
% of Patients satisfied with the dentistry they have received	0	0	N/A	91.5%	90.9%	93.5%
% of Patients satisfied with the time they had to wait for an appointment	0	0	N/A	80.9%	83.7%	87.4%

* This is based on patients treated on this contract for their most recent course of treatment.

Figures in italics indicate the base number of FP17s or Patient Questionnaire responses are less than 100. N/A is shown where the base number of responses is less than 10 during the period. % is calculated as Quantity/Base number*100

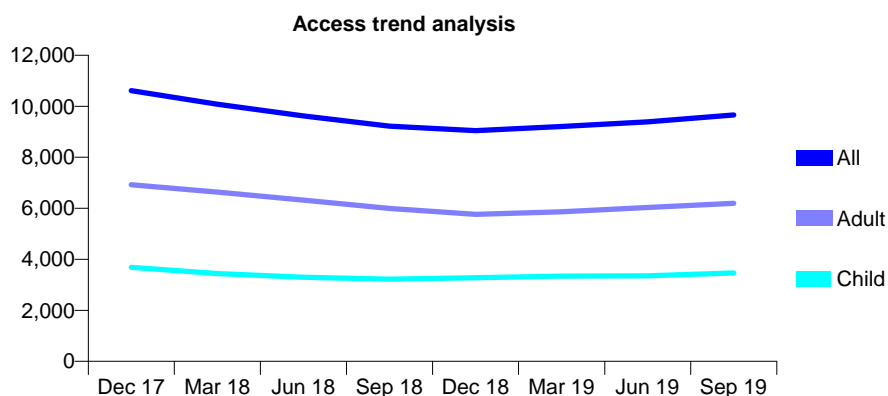
Q61 - Vital Signs At a Glance Contract Report for 134929/0001 - September 2019

Name or company name	Du Toit & Burger Partnership Ltd
Contract type name	GDS Contract
Purpose of contract	General
Contract start date	01/04/2007
Contract end date	

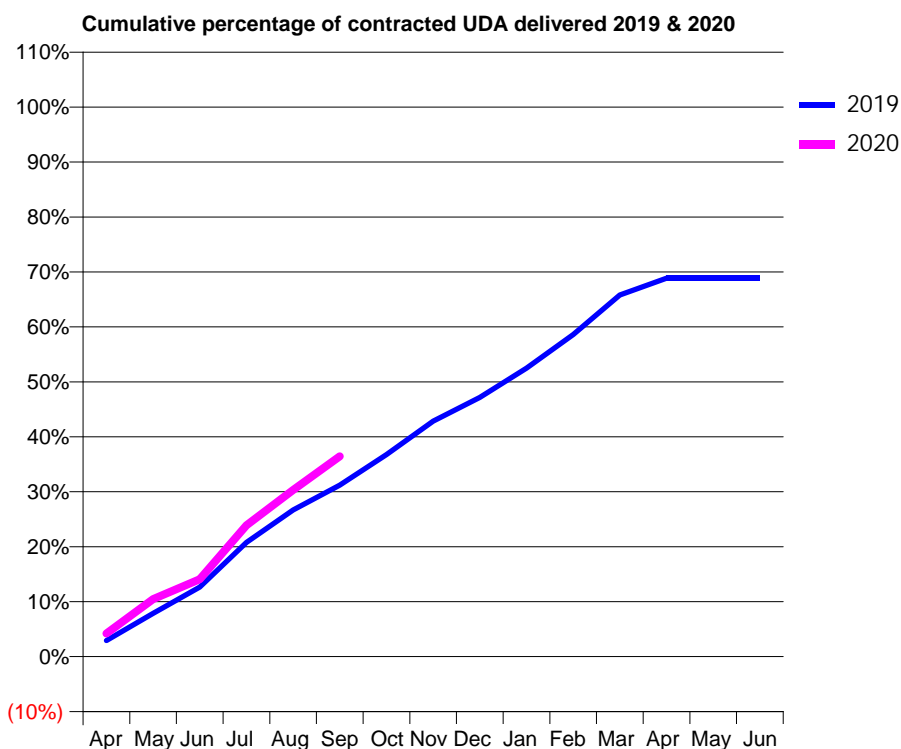
19/20 Contracted general activity (UDA)	35,374
Carry forward general activity (UDA)	0
19/20 Contracted orthodontic activity (UOA)	0
Carry forward orthodontic activity (UOA)	0
Baseline contract value	£1,118,448.95

ACCESS*

Patients seen in 24 months	Total	Change since previous quarter
Quarter ending September 2018	9,219	
Quarter ending December 2018	9,043	↓
Quarter ending March 2019	9,209	→
Quarter ending June 2019	9,386	→
Quarter ending September 2019	9,662	↑
Variance since September 2018	4.8%	↑



ACTIVITY



Month	Adjusted Scheduled Activity (UDA)	
	2019	2020
April	1,038	1,487
May	2,782	3,706
June	4,473	4,986
July	7,351	8,450
August	9,448	10,726
September	11,038	12,892
October	13,013	
November	15,157	
December	16,681	
January	18,576	
February	20,731	
March	23,274	
April	24,360	
May	24,360	
June	24,360	

QUALITY

	Quantity	Base Number	Contract	AT	Region	England
% of FP17s for the same patient ID Re-attending within 3 months - Children	120	2,186	5.5%	11.1%	12.0%	11.5%
% of FP17s for the same patient ID Re-attending within 3 months - Adults	419	3,624	11.6%	16.6%	17.2%	15.4%
% of FP17s for the same patient ID Re-attending between 3 & 9 months - Children	1,038	2,186	47.5%	45.5%	49.4%	59.7%
% of FP17s for the same patient ID Re-attending between 3 & 9 months - Adults	1,268	3,624	35.0%	37.1%	39.2%	51.7%
% of FP17s for Band 1 Urgent Courses	393	5,399	7.3%	11.3%	11.0%	9.2%
% of FP17s Relating to Free Repair or Replacements	23	5,399	0.4%	0.5%	0.5%	0.7%
% of FP17s Relating to Continuations	63	5,399	1.2%	0.7%	0.7%	0.8%
% of Patients satisfied with the dentistry they have received	2	2	N/A	91.5%	90.9%	93.5%
% of Patients satisfied with the time they had to wait for an appointment	2	2	N/A	80.9%	83.7%	87.4%

* This is based on patients treated on this contract for their most recent course of treatment. Figures in italics indicate the base number of FP17s or Patient Questionnaire responses are less than 100. N/A is shown where the base number of responses is less than 10 during the period. % is calculated as Quantity/Base number*100

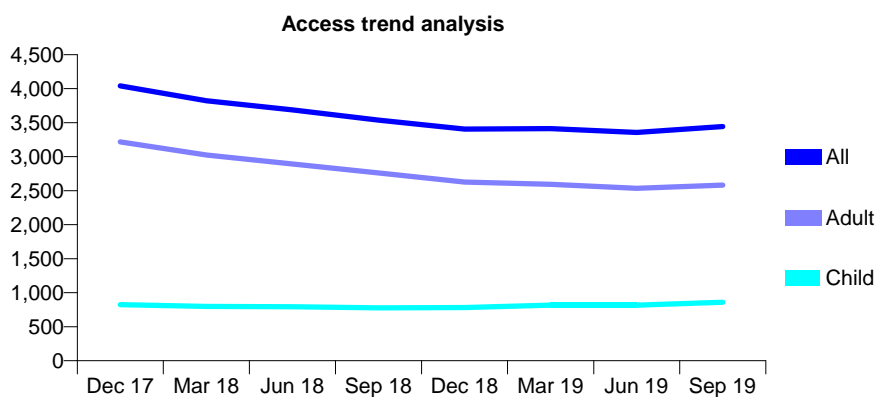
Q61 - Vital Signs At a Glance Contract Report for 135674/0002 - September 2019

Name or company name	East Side Dental Practice
Contract type name	GDS Contract
Purpose of contract	General
Contract start date	01/09/2007
Contract end date	

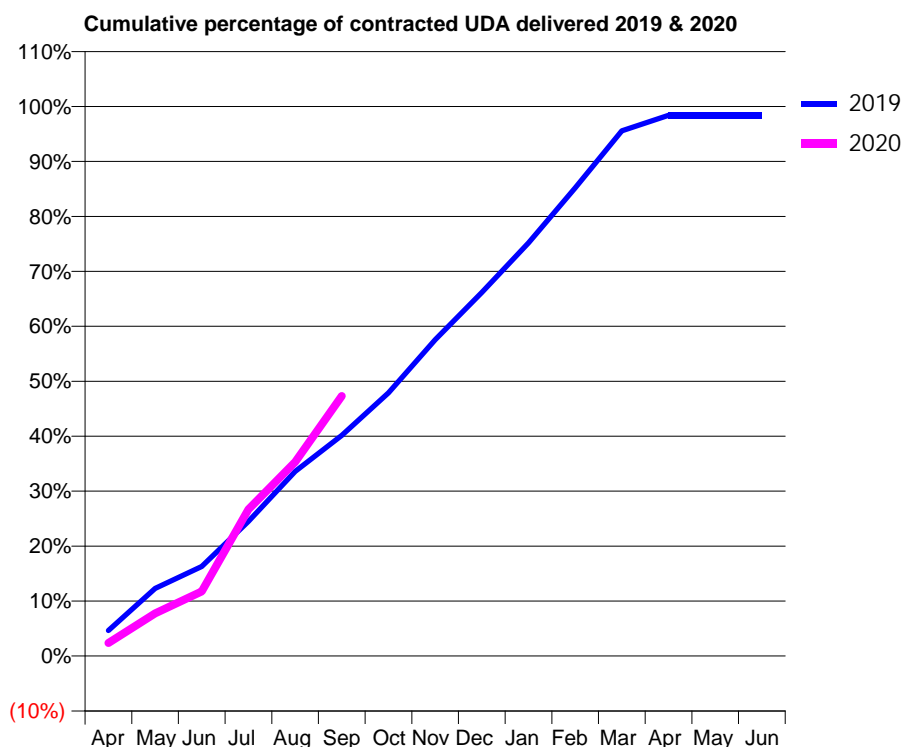
19/20 Contracted general activity (UDA)	10,888
Carry forward general activity (UDA)	174
19/20 Contracted orthodontic activity (UOA)	0
Carry forward orthodontic activity (UOA)	0
Baseline contract value	£356,148.72

ACCESS*

Patients seen in 24 months	Total	Change since previous quarter
Quarter ending September 2018	3,538	
Quarter ending December 2018	3,407	↓
Quarter ending March 2019	3,413	→
Quarter ending June 2019	3,355	↓
Quarter ending September 2019	3,444	↑
Variance since September 2018	(2.7%)	↓



ACTIVITY



Month	Adjusted Scheduled Activity (UDA)	
	2019	2020
April	507	257
May	1,341	848
June	1,773	1,280
July	2,670	2,906
August	3,659	3,846
September	4,370	5,150
October	5,214	
November	6,266	
December	7,205	
January	8,183	
February	9,276	
March	10,403	
April	10,714	
May	10,714	
June	10,714	

QUALITY

	Quantity	Base Number	Contract	AT	Region	England
% of FP17s for the same patient ID Re-attending within 3 months - Children	42	525	8.0%	11.1%	12.0%	11.5%
% of FP17s for the same patient ID Re-attending within 3 months - Adults	149	1,326	11.2%	16.6%	17.2%	15.4%
% of FP17s for the same patient ID Re-attending between 3 & 9 months - Children	211	525	40.2%	45.5%	49.4%	59.7%
% of FP17s for the same patient ID Re-attending between 3 & 9 months - Adults	375	1,326	28.3%	37.1%	39.2%	51.7%
% of FP17s for Band 1 Urgent Courses	191	1,764	10.8%	11.3%	11.0%	9.2%
% of FP17s Relating to Free Repair or Replacements	0	1,764	0.0%	0.5%	0.5%	0.7%
% of FP17s Relating to Continuations	1	1,764	0.1%	0.7%	0.7%	0.8%
% of Patients satisfied with the dentistry they have received	1	1	N/A	91.5%	90.9%	93.5%
% of Patients satisfied with the time they had to wait for an appointment	1	1	N/A	80.9%	83.7%	87.4%

* This is based on patients treated on this contract for their most recent course of treatment. Figures in italics indicate the base number of FP17s or Patient Questionnaire responses are less than 100. N/A is shown where the base number of responses is less than 10 during the period. % is calculated as Quantity/Base number*100

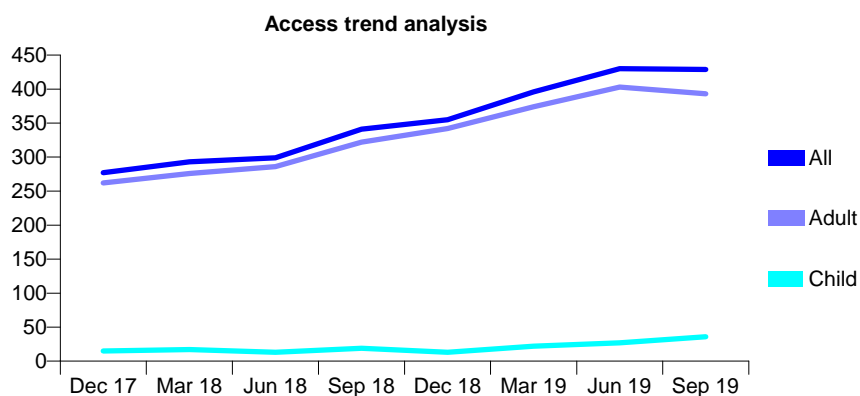
Q61 - Vital Signs At a Glance Contract Report for 136158/0001 - September 2019

Name or company name	Dental Solutions Urgent Treatment Service
Contract type name	GDS Contract
Purpose of contract	General
Contract start date	16/12/2009
Contract end date	

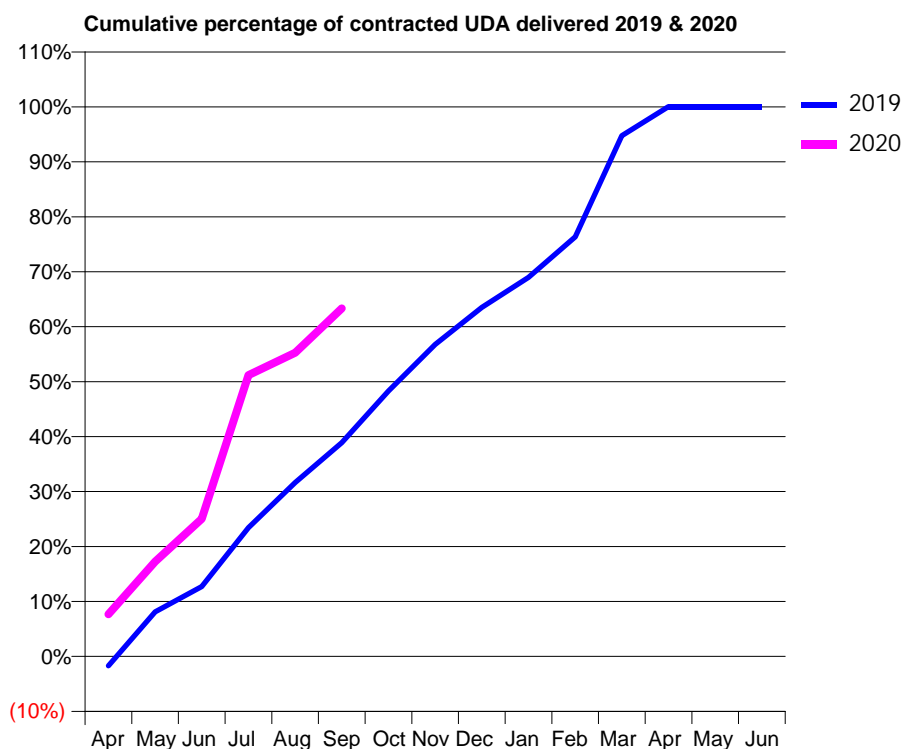
19/20 Contracted general activity (UDA)	624
Carry forward general activity (UDA)	0
19/20 Contracted orthodontic activity (UOA)	0
Carry forward orthodontic activity (UOA)	0
Baseline contract value	£30,363.71

ACCESS*

Patients seen in 24 months	Total	Change since previous quarter
Quarter ending September 2018	341	
Quarter ending December 2018	355	↑
Quarter ending March 2019	396	↑
Quarter ending June 2019	430	↑
Quarter ending September 2019	429	→
Variance since September 2018	25.8%	↑



ACTIVITY



Month	Adjusted Scheduled Activity (UDA)	
	2019	2020
April	-11	48
May	51	108
June	79	156
July	146	319
August	197	345
September	243	395
October	301	
November	354	
December	396	
January	430	
February	476	
March	591	
April	624	
May	624	
June	624	

QUALITY

	Quantity	Base Number	Contract	AT	Region	England
% of FP17s for the same patient ID Re-attending within 3 months - Children	0	46	0.0%	11.1%	12.0%	11.5%
% of FP17s for the same patient ID Re-attending within 3 months - Adults	2	257	0.8%	16.6%	17.2%	15.4%
% of FP17s for the same patient ID Re-attending between 3 & 9 months - Children	0	46	0.0%	45.5%	49.4%	59.7%
% of FP17s for the same patient ID Re-attending between 3 & 9 months - Adults	6	257	2.3%	37.1%	39.2%	51.7%
% of FP17s for Band 1 Urgent Courses	231	277	83.4%	11.3%	11.0%	9.2%
% of FP17s Relating to Free Repair or Replacements	0	277	0.0%	0.5%	0.5%	0.7%
% of FP17s Relating to Continuations	0	277	0.0%	0.7%	0.7%	0.8%
% of Patients satisfied with the dentistry they have received	0	0	N/A	91.5%	90.9%	93.5%
% of Patients satisfied with the time they had to wait for an appointment	0	0	N/A	80.9%	83.7%	87.4%

* This is based on patients treated on this contract for their most recent course of treatment. Figures in italics indicate the base number of FP17s or Patient Questionnaire responses are less than 100. N/A is shown where the base number of responses is less than 10 during the period. % is calculated as Quantity/Base number*100

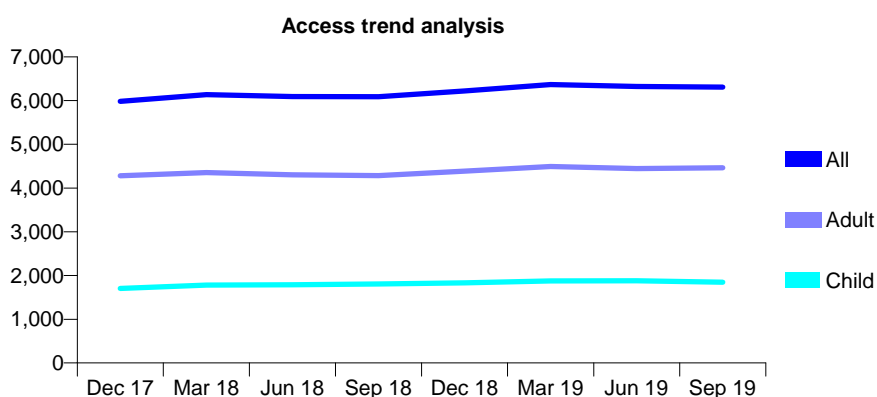
Q61 - Vital Signs At a Glance Contract Report for 136409/0001 - September 2019

Name or company name	High Barnet Dental Care
Contract type name	GDS Contract
Purpose of contract	General
Contract start date	01/08/2007
Contract end date	

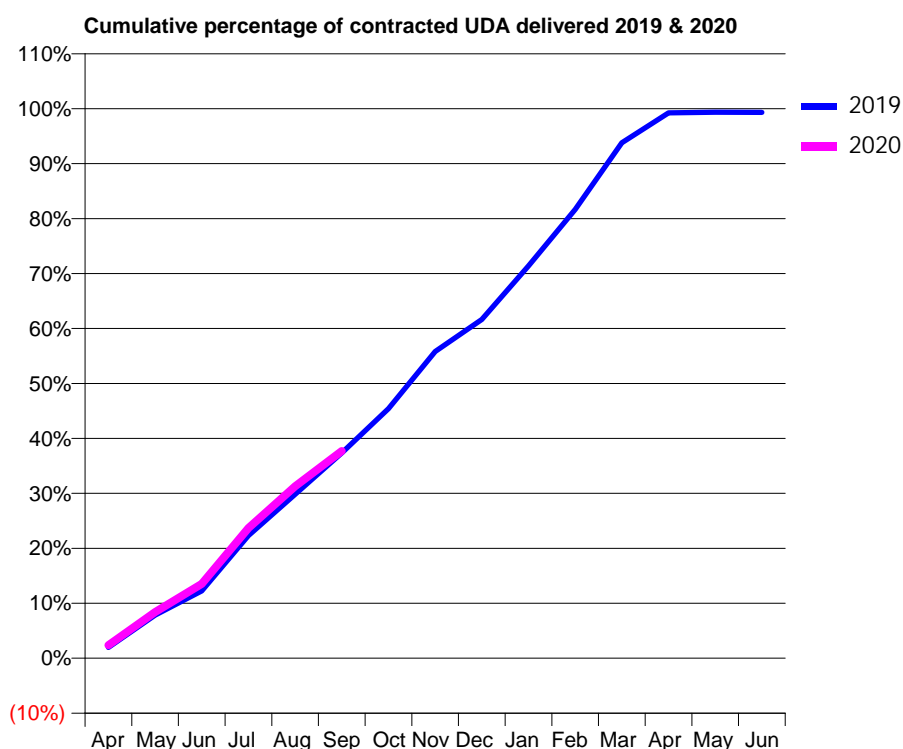
19/20 Contracted general activity (UDA)	16,426
Carry forward general activity (UDA)	113
19/20 Contracted orthodontic activity (UOA)	0
Carry forward orthodontic activity (UOA)	0
Baseline contract value	£477,672.79

ACCESS*

Patients seen in 24 months	Total	Change since previous quarter
Quarter ending September 2018	6,090	
Quarter ending December 2018	6,221	↑
Quarter ending March 2019	6,366	↑
Quarter ending June 2019	6,325	→
Quarter ending September 2019	6,310	→
Variance since September 2018	3.6%	↑



ACTIVITY



Month	2019	2020
April	327	390
May	1,289	1,381
June	2,011	2,221
July	3,668	3,891
August	4,901	5,139
September	6,137	6,191
October	7,460	
November	9,166	
December	10,125	
January	11,726	
February	13,416	
March	15,404	
April	16,302	
May	16,315	
June	16,312	

QUALITY

	Quantity	Base Number	Contract	AT	Region	England
% of FP17s for the same patient ID Re-attending within 3 months - Children	100	1,236	8.1%	11.1%	12.0%	11.5%
% of FP17s for the same patient ID Re-attending within 3 months - Adults	386	2,404	16.1%	16.6%	17.2%	15.4%
% of FP17s for the same patient ID Re-attending between 3 & 9 months - Children	744	1,236	60.2%	45.5%	49.4%	59.7%
% of FP17s for the same patient ID Re-attending between 3 & 9 months - Adults	1,041	2,404	43.3%	37.1%	39.2%	51.7%
% of FP17s for Band 1 Urgent Courses	430	3,294	13.1%	11.3%	11.0%	9.2%
% of FP17s Relating to Free Repair or Replacements	21	3,294	0.6%	0.5%	0.5%	0.7%
% of FP17s Relating to Continuations	7	3,294	0.2%	0.7%	0.7%	0.8%
% of Patients satisfied with the dentistry they have received	1	1	N/A	91.5%	90.9%	93.5%
% of Patients satisfied with the time they had to wait for an appointment	0	1	N/A	80.9%	83.7%	87.4%

* This is based on patients treated on this contract for their most recent course of treatment.

Figures in italics indicate the base number of FP17s or Patient Questionnaire responses are less than 100. N/A is shown where the base number of responses is less than 10 during the period. % is calculated as Quantity/Base number*100

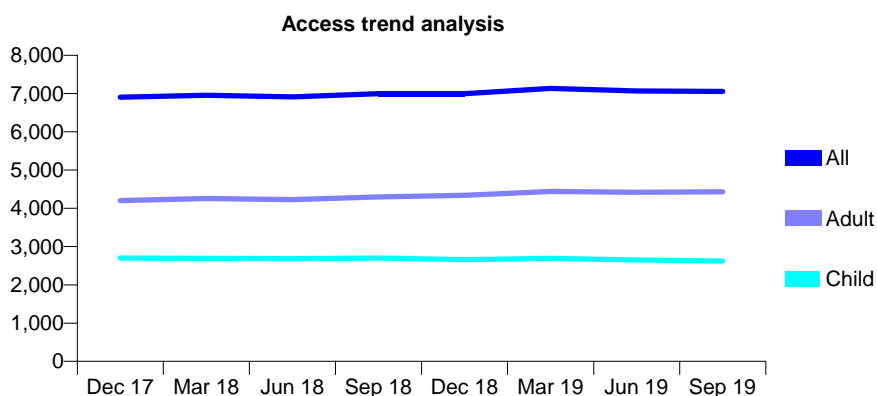
Q61 - Vital Signs At a Glance Contract Report for 136557/0001 - September 2019

Name or company name	S Cowley, R Ingham and J Angelo
Contract type name	GDS Contract
Purpose of contract	General
Contract start date	01/04/2011
Contract end date	

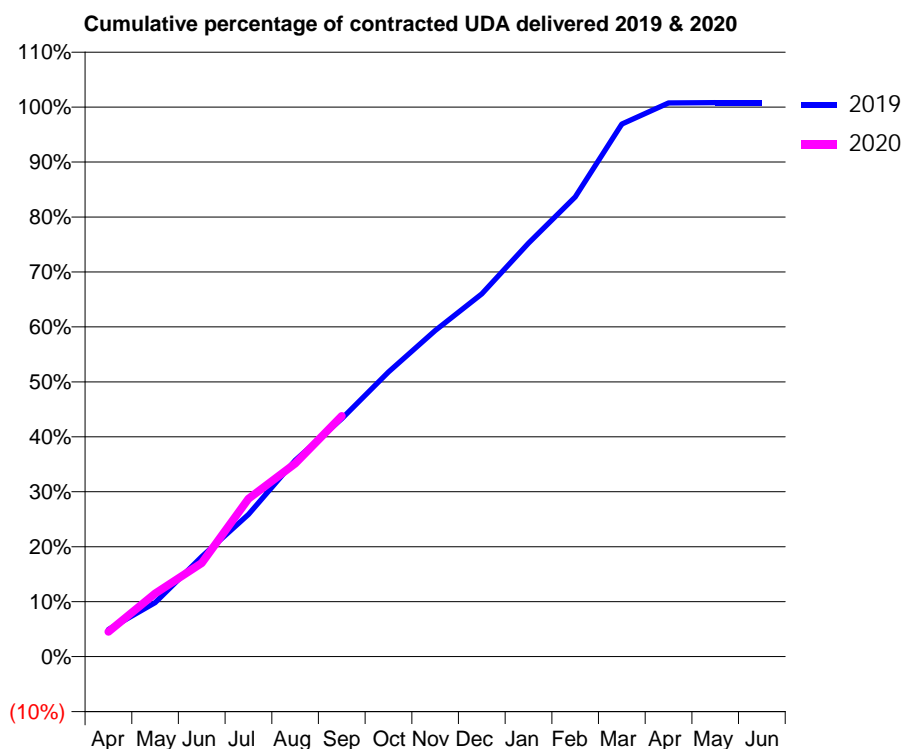
19/20 Contracted general activity (UDA)	21,193
Carry forward general activity (UDA)	-166
19/20 Contracted orthodontic activity (UOA)	0
Carry forward orthodontic activity (UOA)	0
Baseline contract value	£585,959.26

ACCESS*

Patients seen in 24 months	Total	Change since previous quarter
Quarter ending September 2018	6,999	
Quarter ending December 2018	6,995	→
Quarter ending March 2019	7,133	→
Quarter ending June 2019	7,068	→
Quarter ending September 2019	7,054	→
Variance since September 2018	0.8%	→



ACTIVITY



Month	Adjusted Scheduled Activity (UDA)	
	2019	2020
April	1,049	960
May	2,084	2,436
June	3,857	3,609
July	5,483	6,092
August	7,571	7,446
September	9,172	9,279
October	10,976	
November	12,574	
December	13,984	
January	15,946	
February	17,730	
March	20,536	
April	21,349	
May	21,359	
June	21,359	

QUALITY

	Quantity	Base Number	Contract	AT	Region	England
% of FP17s for the same patient ID Re-attending within 3 months - Children	87	1,416	6.1%	11.1%	12.0%	11.5%
% of FP17s for the same patient ID Re-attending within 3 months - Adults	273	2,081	13.1%	16.6%	17.2%	15.4%
% of FP17s for the same patient ID Re-attending between 3 & 9 months - Children	575	1,416	40.6%	45.5%	49.4%	59.7%
% of FP17s for the same patient ID Re-attending between 3 & 9 months - Adults	662	2,081	31.8%	37.1%	39.2%	51.7%
% of FP17s for Band 1 Urgent Courses	365	3,281	11.1%	11.3%	11.0%	9.2%
% of FP17s Relating to Free Repair or Replacements	6	3,281	0.2%	0.5%	0.5%	0.7%
% of FP17s Relating to Continuations	29	3,281	0.9%	0.7%	0.7%	0.8%
% of Patients satisfied with the dentistry they have received	1	1	N/A	91.5%	90.9%	93.5%
% of Patients satisfied with the time they had to wait for an appointment	1	1	N/A	80.9%	83.7%	87.4%

* This is based on patients treated on this contract for their most recent course of treatment. Figures in italics indicate the base number of FP17s or Patient Questionnaire responses are less than 100. N/A is shown where the base number of responses is less than 10 during the period. % is calculated as Quantity/Base number*100

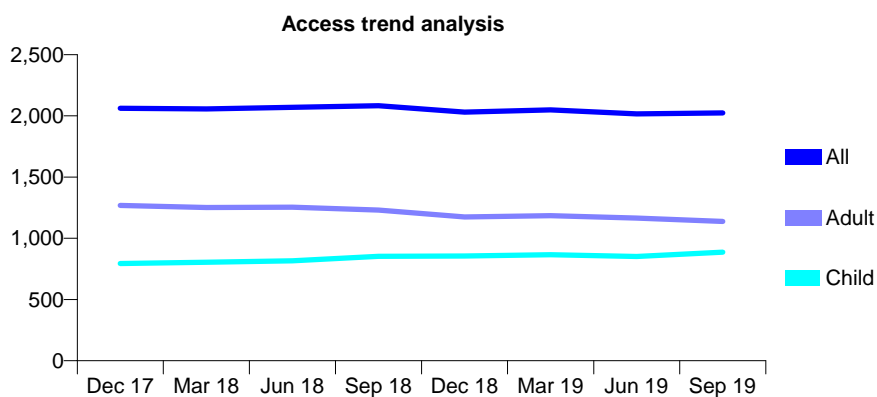
Q61 - Vital Signs At a Glance Contract Report for 137081/0001 - September 2019

Name or company name	Dental Living
Contract type name	GDS Contract
Purpose of contract	General
Contract start date	01/07/2009
Contract end date	

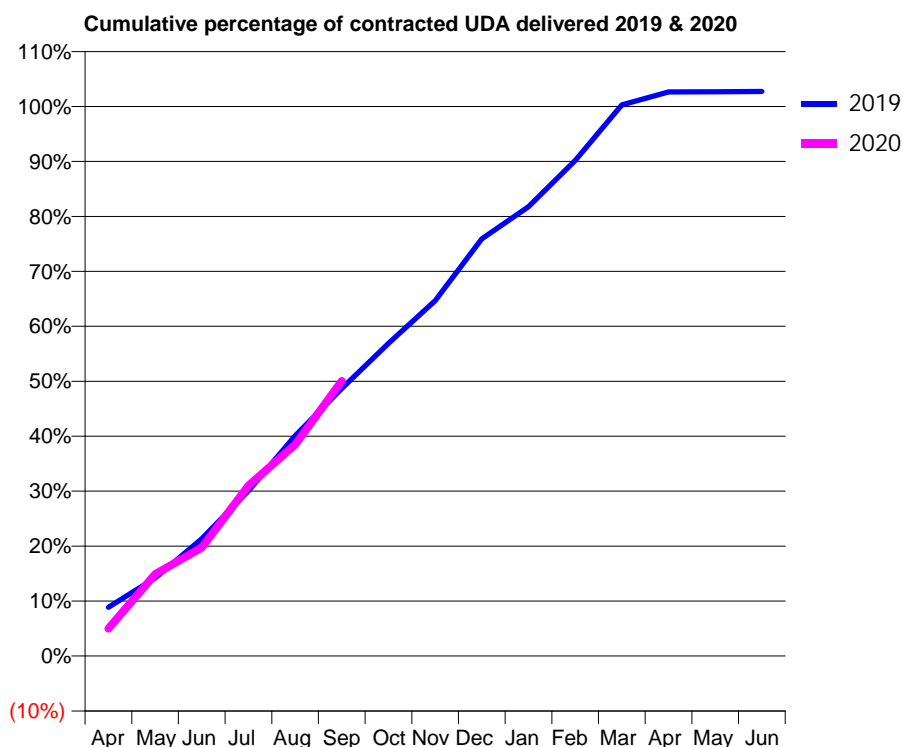
19/20 Contracted general activity (UDA)	4,301
Carry forward general activity (UDA)	-86
19/20 Contracted orthodontic activity (UOA)	0
Carry forward orthodontic activity (UOA)	0
Baseline contract value	£113,252.24

ACCESS*

Patients seen in 24 months	Total	Change since previous quarter
Quarter ending September 2018	2,083	
Quarter ending December 2018	2,031	↓
Quarter ending March 2019	2,050	→
Quarter ending June 2019	2,016	↓
Quarter ending September 2019	2,025	→
Variance since September 2018	(2.8%)	↓



ACTIVITY



Month	Adjusted Scheduled Activity (UDA)	
	2019	2020
April	381	216
May	612	641
June	918	849
July	1,294	1,334
August	1,724	1,656
September	2,094	2,152
October	2,447	
November	2,781	
December	3,265	
January	3,517	
February	3,879	
March	4,313	
April	4,414	
May	4,415	
June	4,418	

QUALITY

	Quantity	Base Number	Contract	AT	Region	England
% of FP17s for the same patient ID Re-attending within 3 months - Children	26	459	5.7%	11.1%	12.0%	11.5%
% of FP17s for the same patient ID Re-attending within 3 months - Adults	99	520	19.0%	16.6%	17.2%	15.4%
% of FP17s for the same patient ID Re-attending between 3 & 9 months - Children	167	459	36.4%	45.5%	49.4%	59.7%
% of FP17s for the same patient ID Re-attending between 3 & 9 months - Adults	125	520	24.0%	37.1%	39.2%	51.7%
% of FP17s for Band 1 Urgent Courses	131	925	14.2%	11.3%	11.0%	9.2%
% of FP17s Relating to Free Repair or Replacements	4	925	0.4%	0.5%	0.5%	0.7%
% of FP17s Relating to Continuations	5	925	0.5%	0.7%	0.7%	0.8%
% of Patients satisfied with the dentistry they have received	0	0	N/A	91.5%	90.9%	93.5%
% of Patients satisfied with the time they had to wait for an appointment	0	0	N/A	80.9%	83.7%	87.4%

* This is based on patients treated on this contract for their most recent course of treatment. Figures in italics indicate the base number of FP17s or Patient Questionnaire responses are less than 100. N/A is shown where the base number of responses is less than 10 during the period. % is calculated as Quantity/Base number*100

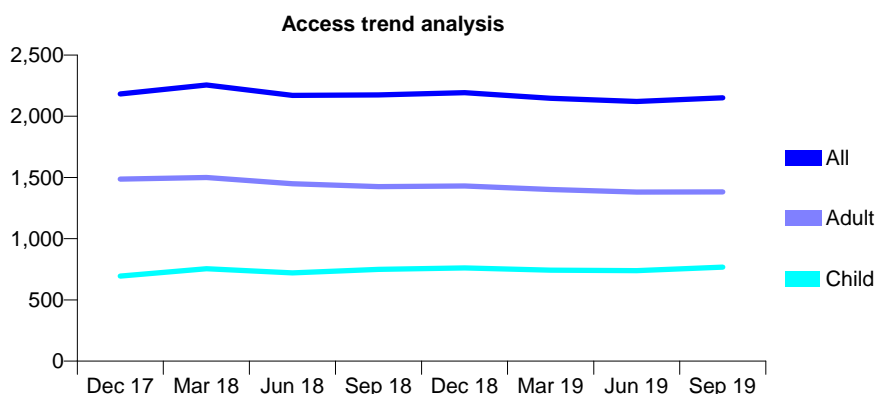
Q61 - Vital Signs At a Glance Contract Report for 137723/0001 - September 2019

Name or company name	Miss Chaudry & Dr M Siddique
Contract type name	GDS Contract
Purpose of contract	General
Contract start date	01/02/2012
Contract end date	

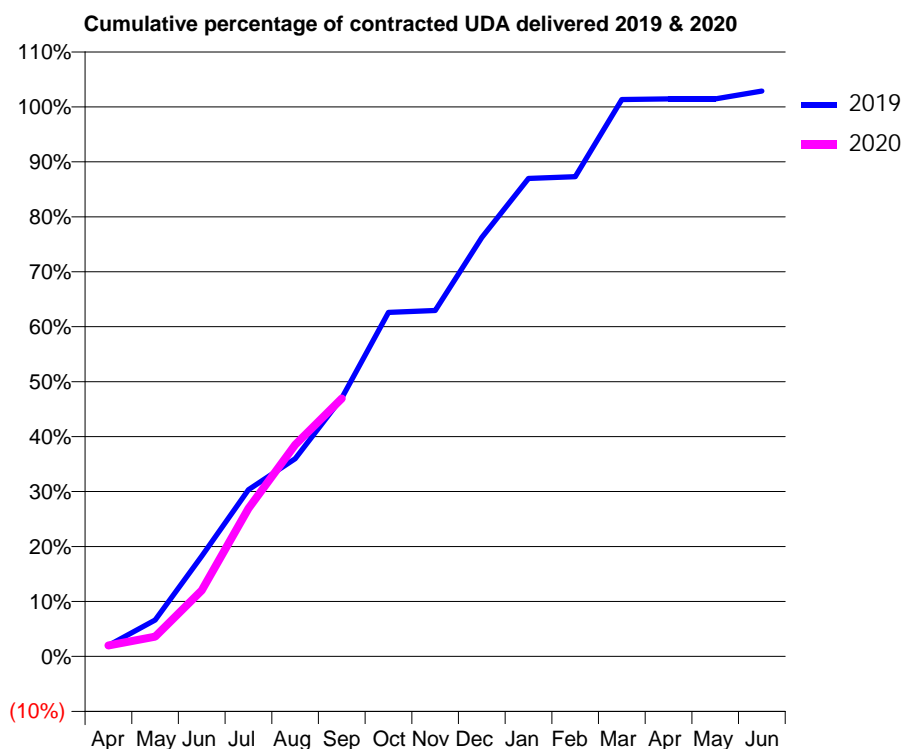
19/20 Contracted general activity (UDA)	6,879
Carry forward general activity (UDA)	-137
19/20 Contracted orthodontic activity (UOA)	0
Carry forward orthodontic activity (UOA)	0
Baseline contract value	£202,381.21

ACCESS*

Patients seen in 24 months	Total	Change since previous quarter
Quarter ending September 2018	2,175	
Quarter ending December 2018	2,192	→
Quarter ending March 2019	2,147	↓
Quarter ending June 2019	2,120	↓
Quarter ending September 2019	2,151	→
Variance since September 2018	(1.1%)	↓



ACTIVITY



Adjusted Scheduled Activity (UDA)		
Month	2019	2020
April	138	137
May	456	247
June	1,256	827
July	2,086	1,852
August	2,475	2,650
September	3,235	3,229
October	4,306	
November	4,330	
December	5,244	
January	5,983	
February	6,005	
March	6,970	
April	6,979	
May	6,979	
June	7,077	

QUALITY

	Quantity	Base Number	Contract	AT	Region	England
% of FP17s for the same patient ID Re-attending within 3 months - Children	49	436	11.2%	11.1%	12.0%	11.5%
% of FP17s for the same patient ID Re-attending within 3 months - Adults	101	621	16.3%	16.6%	17.2%	15.4%
% of FP17s for the same patient ID Re-attending between 3 & 9 months - Children	128	436	29.4%	45.5%	49.4%	59.7%
% of FP17s for the same patient ID Re-attending between 3 & 9 months - Adults	123	621	19.8%	37.1%	39.2%	51.7%
% of FP17s for Band 1 Urgent Courses	130	1,017	12.8%	11.3%	11.0%	9.2%
% of FP17s Relating to Free Repair or Replacements	1	1,017	0.1%	0.5%	0.5%	0.7%
% of FP17s Relating to Continuations	3	1,017	0.3%	0.7%	0.7%	0.8%
% of Patients satisfied with the dentistry they have received	1	1	N/A	91.5%	90.9%	93.5%
% of Patients satisfied with the time they had to wait for an appointment	1	1	N/A	80.9%	83.7%	87.4%

* This is based on patients treated on this contract for their most recent course of treatment. Figures in italics indicate the base number of FP17s or Patient Questionnaire responses are less than 100. N/A is shown where the base number of responses is less than 10 during the period. % is calculated as Quantity/Base number*100

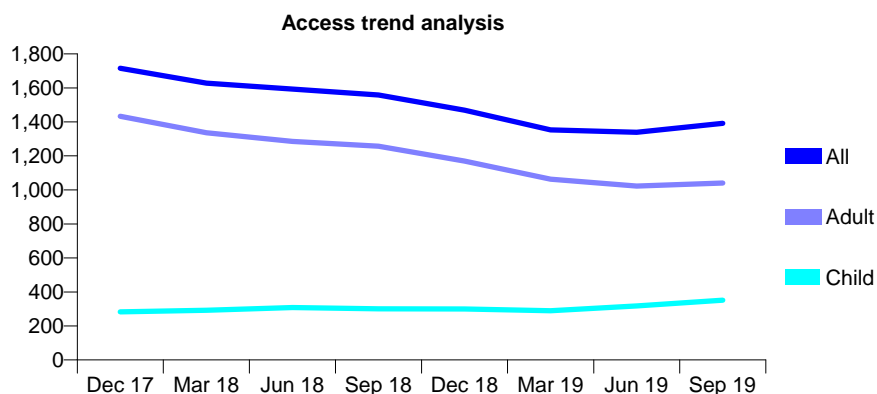
Q61 - Vital Signs At a Glance Contract Report for 137871/0001 - September 2019

Name or company name	Harpinder Dhamu and Geo Vellappany Mat
Contract type name	Pilot Contract
Purpose of contract	General
Contract start date	01/05/2014
Contract end date	

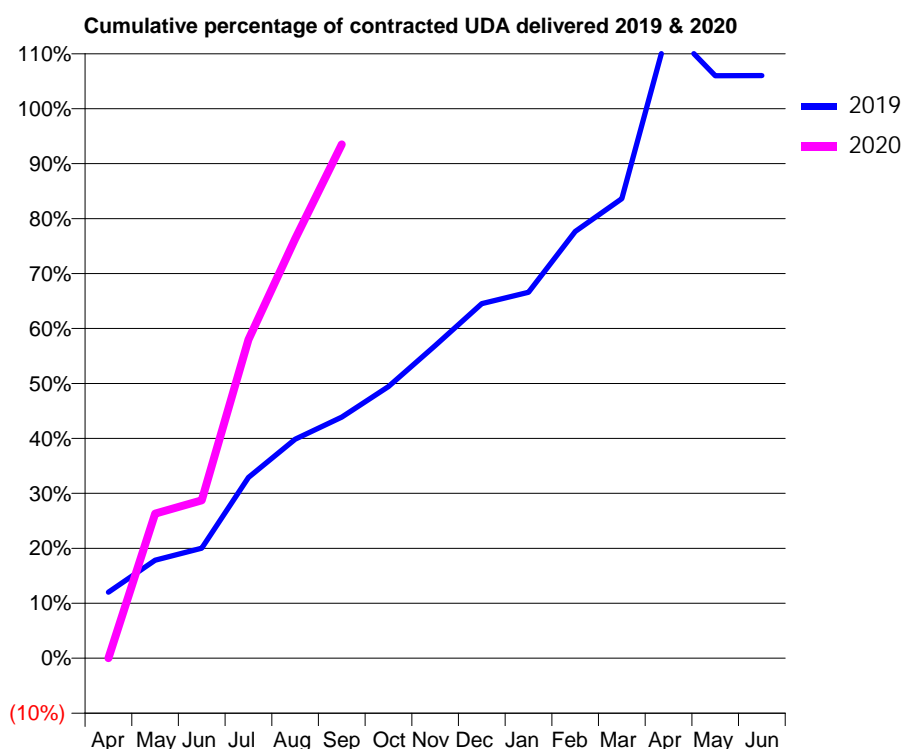
19/20 Contracted general activity (UDA)	3,252
Carry forward general activity (UDA)	0
19/20 Contracted orthodontic activity (UOA)	0
Carry forward orthodontic activity (UOA)	0
Baseline contract value	£176,940.19

ACCESS*

Patients seen in 24 months	Total	Change since previous quarter
Quarter ending September 2018	1,558	
Quarter ending December 2018	1,469	↓
Quarter ending March 2019	1,353	↓
Quarter ending June 2019	1,339	↓
Quarter ending September 2019	1,392	↑
Variance since September 2018	(10.7%)	↓



ACTIVITY



Month	2019	2020
April	391	0
May	580	856
June	652	934
July	1,070	1,885
August	1,296	2,482
September	1,426	3,040
October	1,608	
November	1,850	
December	2,098	
January	2,166	
February	2,526	
March	2,720	
April	3,734	
May	3,447	
June	3,448	

QUALITY

	Quantity	Base Number	Contract	AT	Region	England
% of FP17s for the same patient ID Re-attending within 3 months - Children	21	255	8.2%	11.1%	12.0%	11.5%
% of FP17s for the same patient ID Re-attending within 3 months - Adults	126	718	17.5%	16.6%	17.2%	15.4%
% of FP17s for the same patient ID Re-attending between 3 & 9 months - Children	50	255	19.6%	45.5%	49.4%	59.7%
% of FP17s for the same patient ID Re-attending between 3 & 9 months - Adults	106	718	14.8%	37.1%	39.2%	51.7%
% of FP17s for Band 1 Urgent Courses	131	812	16.1%	11.3%	11.0%	9.2%
% of FP17s Relating to Free Repair or Replacements	0	812	0.0%	0.5%	0.5%	0.7%
% of FP17s Relating to Continuations	0	812	0.0%	0.7%	0.7%	0.8%
% of Patients satisfied with the dentistry they have received	0	0	N/A	91.5%	90.9%	93.5%
% of Patients satisfied with the time they had to wait for an appointment	0	0	N/A	80.9%	83.7%	87.4%

* This is based on patients treated on this contract for their most recent course of treatment.

Figures in italics indicate the base number of FP17s or Patient Questionnaire responses are less than 100. N/A is shown where the base number of responses is less than 10 during the period. % is calculated as Quantity/Base number*100

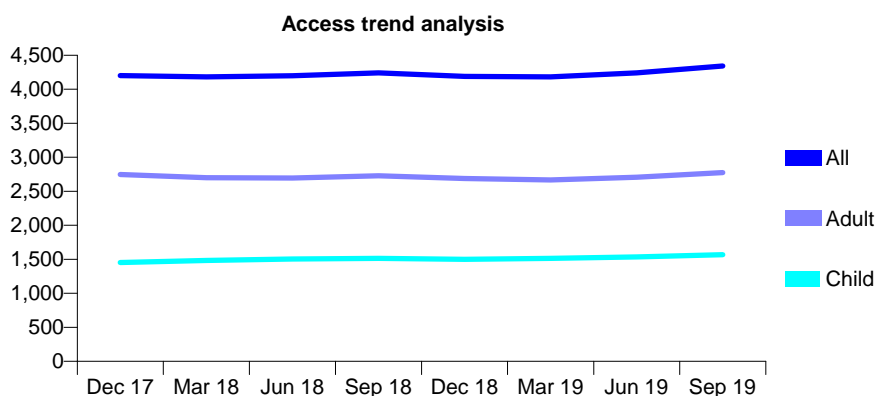
Q61 - Vital Signs At a Glance Contract Report for 137901/0001 - September 2019

Name or company name	Smiles Dental Care Limited
Contract type name	GDS Contract
Purpose of contract	General
Contract start date	01/04/2014
Contract end date	

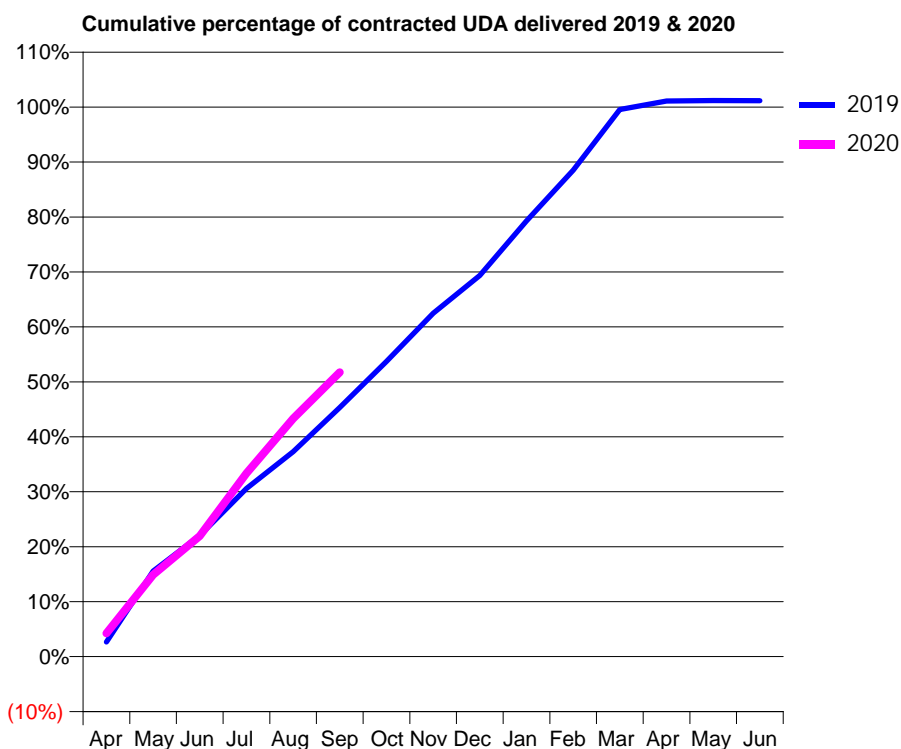
19/20 Contracted general activity (UDA)	7,500
Carry forward general activity (UDA)	-86
19/20 Contracted orthodontic activity (UOA)	0
Carry forward orthodontic activity (UOA)	0
Baseline contract value	£212,405.69

ACCESS*

Patients seen in 24 months	Total	Change since previous quarter
Quarter ending September 2018	4,243	
Quarter ending December 2018	4,189	↓
Quarter ending March 2019	4,183	→
Quarter ending June 2019	4,243	→
Quarter ending September 2019	4,343	↑
Variance since September 2018	2.4%	↑



ACTIVITY



Month	Adjusted Scheduled Activity (UDA)	
	2019	2020
April	202	318
May	1,168	1,118
June	1,653	1,645
July	2,293	2,501
August	2,797	3,249
September	3,401	3,879
October	4,029	
November	4,685	
December	5,201	
January	5,947	
February	6,638	
March	7,467	
April	7,583	
May	7,589	
June	7,587	

QUALITY

	Quantity	Base Number	Contract	AT	Region	England
% of FP17s for the same patient ID Re-attending within 3 months - Children	46	1,086	4.2%	11.1%	12.0%	11.5%
% of FP17s for the same patient ID Re-attending within 3 months - Adults	101	1,572	6.4%	16.6%	17.2%	15.4%
% of FP17s for the same patient ID Re-attending between 3 & 9 months - Children	608	1,086	56.0%	45.5%	49.4%	59.7%
% of FP17s for the same patient ID Re-attending between 3 & 9 months - Adults	690	1,572	43.9%	37.1%	39.2%	51.7%
% of FP17s for Band 1 Urgent Courses	146	2,215	6.6%	11.3%	11.0%	9.2%
% of FP17s Relating to Free Repair or Replacements	5	2,215	0.2%	0.5%	0.5%	0.7%
% of FP17s Relating to Continuations	4	2,215	0.2%	0.7%	0.7%	0.8%
% of Patients satisfied with the dentistry they have received	1	1	N/A	91.5%	90.9%	93.5%
% of Patients satisfied with the time they had to wait for an appointment	1	1	N/A	80.9%	83.7%	87.4%

* This is based on patients treated on this contract for their most recent course of treatment. Figures in italics indicate the base number of FP17s or Patient Questionnaire responses are less than 100. N/A is shown where the base number of responses is less than 10 during the period. % is calculated as Quantity/Base number*100

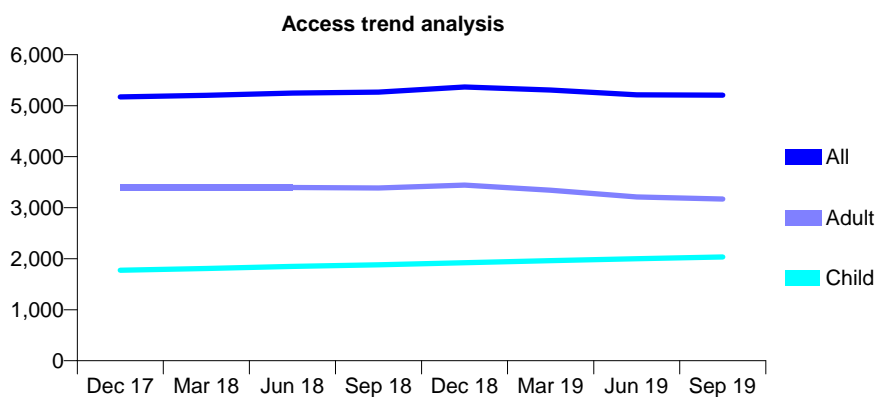
Q61 - Vital Signs At a Glance Contract Report for 138037/0001 - September 2019

Name or company name	Mr Punit Shah, Mrs Priya Punit Shah
Contract type name	GDS Contract
Purpose of contract	General
Contract start date	10/02/2014
Contract end date	

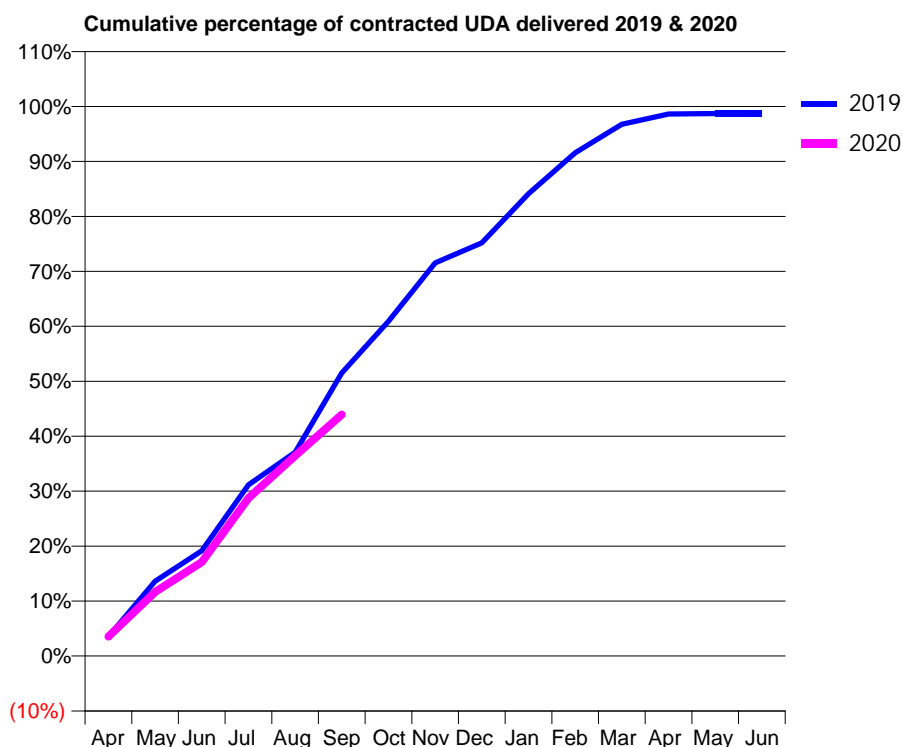
19/20 Contracted general activity (UDA)	7,567
Carry forward general activity (UDA)	98
19/20 Contracted orthodontic activity (UOA)	0
Carry forward orthodontic activity (UOA)	0
Baseline contract value	£232,779.67

ACCESS*

Patients seen in 24 months	Total	Change since previous quarter
Quarter ending September 2018	5,267	
Quarter ending December 2018	5,367	→
Quarter ending March 2019	5,306	↓
Quarter ending June 2019	5,213	↓
Quarter ending September 2019	5,206	→
Variance since September 2018	(1.2%)	↓



ACTIVITY



Month	Adjusted Scheduled Activity (UDA)	
	2019	2020
April	267	267
May	1,031	882
June	1,450	1,292
July	2,356	2,174
August	2,806	2,759
September	3,897	3,325
October	4,608	
November	5,415	
December	5,690	
January	6,366	
February	6,928	
March	7,322	
April	7,462	
May	7,469	
June	7,469	

QUALITY

	Quantity	Base Number	Contract	AT	Region	England
% of FP17s for the same patient ID Re-attending within 3 months - Children	88	1,192	7.4%	11.1%	12.0%	11.5%
% of FP17s for the same patient ID Re-attending within 3 months - Adults	126	1,175	10.7%	16.6%	17.2%	15.4%
% of FP17s for the same patient ID Re-attending between 3 & 9 months - Children	444	1,192	37.2%	45.5%	49.4%	59.7%
% of FP17s for the same patient ID Re-attending between 3 & 9 months - Adults	224	1,175	19.1%	37.1%	39.2%	51.7%
% of FP17s for Band 1 Urgent Courses	132	1,960	6.7%	11.3%	11.0%	9.2%
% of FP17s Relating to Free Repair or Replacements	4	1,960	0.2%	0.5%	0.5%	0.7%
% of FP17s Relating to Continuations	24	1,960	1.2%	0.7%	0.7%	0.8%
% of Patients satisfied with the dentistry they have received	1	1	N/A	91.5%	90.9%	93.5%
% of Patients satisfied with the time they had to wait for an appointment	1	1	N/A	80.9%	83.7%	87.4%

* This is based on patients treated on this contract for their most recent course of treatment. Figures in italics indicate the base number of FP17s or Patient Questionnaire responses are less than 100. N/A is shown where the base number of responses is less than 10 during the period. % is calculated as Quantity/Base number*100

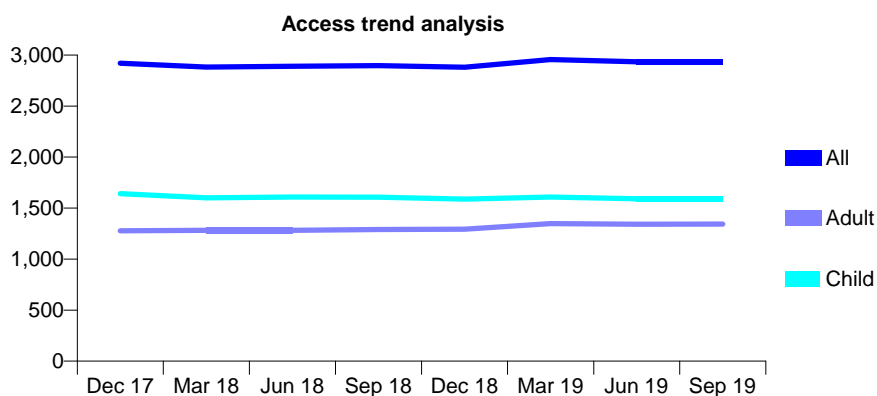
Q61 - Vital Signs At a Glance Contract Report for 139262/0001 - September 2019

Name or company name	St Johns Dental Practice Limited
Contract type name	GDS Contract
Purpose of contract	General
Contract start date	01/12/2011
Contract end date	

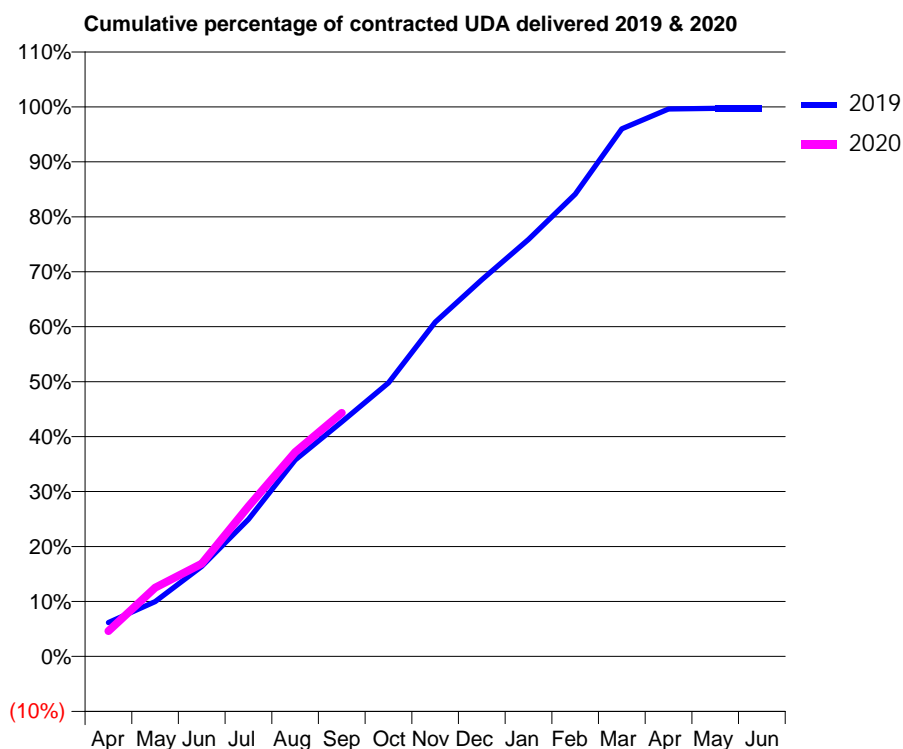
19/20 Contracted general activity (UDA)	7,247
Carry forward general activity (UDA)	20
19/20 Contracted orthodontic activity (UOA)	0
Carry forward orthodontic activity (UOA)	0
Baseline contract value	£163,860.98

ACCESS*

Patients seen in 24 months	Total	Change since previous quarter
Quarter ending September 2018	2,896	
Quarter ending December 2018	2,881	→
Quarter ending March 2019	2,956	↑
Quarter ending June 2019	2,934	→
Quarter ending September 2019	2,934	→
Variance since September 2018	1.3%	→



ACTIVITY



Month	2019	2020
April	445	335
May	724	907
June	1,187	1,224
July	1,809	1,980
August	2,592	2,694
September	3,092	3,211
October	3,609	
November	4,408	
December	4,968	
January	5,498	
February	6,096	
March	6,957	
April	7,218	
May	7,226	
June	7,226	

QUALITY

	Quantity	Base Number	Contract	AT	Region	England
% of FP17s for the same patient ID Re-attending within 3 months - Children	132	1,389	9.5%	11.1%	12.0%	11.5%
% of FP17s for the same patient ID Re-attending within 3 months - Adults	124	891	13.9%	16.6%	17.2%	15.4%
% of FP17s for the same patient ID Re-attending between 3 & 9 months - Children	944	1,389	68.0%	45.5%	49.4%	59.7%
% of FP17s for the same patient ID Re-attending between 3 & 9 months - Adults	555	891	62.3%	37.1%	39.2%	51.7%
% of FP17s for Band 1 Urgent Courses	118	2,156	5.5%	11.3%	11.0%	9.2%
% of FP17s Relating to Free Repair or Replacements	2	2,156	0.1%	0.5%	0.5%	0.7%
% of FP17s Relating to Continuations	1	2,156	0.0%	0.7%	0.7%	0.8%
% of Patients satisfied with the dentistry they have received	0	0	N/A	91.5%	90.9%	93.5%
% of Patients satisfied with the time they had to wait for an appointment	0	0	N/A	80.9%	83.7%	87.4%

* This is based on patients treated on this contract for their most recent course of treatment. Figures in italics indicate the base number of FP17s or Patient Questionnaire responses are less than 100. N/A is shown where the base number of responses is less than 10 during the period. % is calculated as Quantity/Base number*100

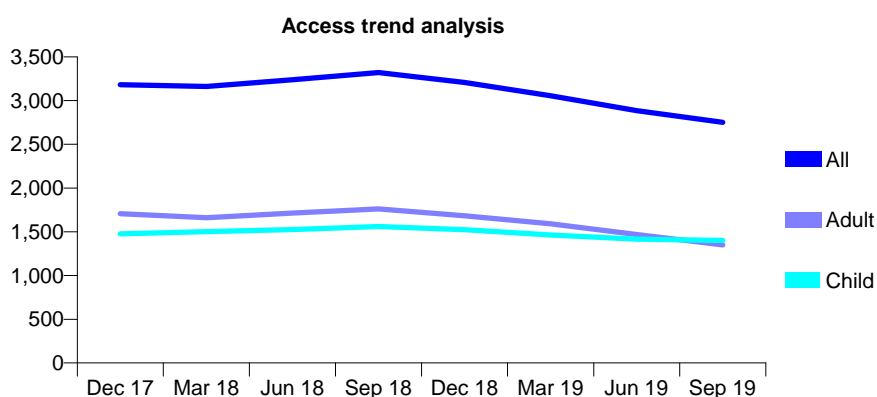
Q61 - Vital Signs At a Glance Contract Report for 140252/0001 - September 2019

Name or company name	Mrs S Talwar & Dr R Khera
Contract type name	GDS Contract
Purpose of contract	General and Orthodontic
Contract start date	10/01/2009
Contract end date	

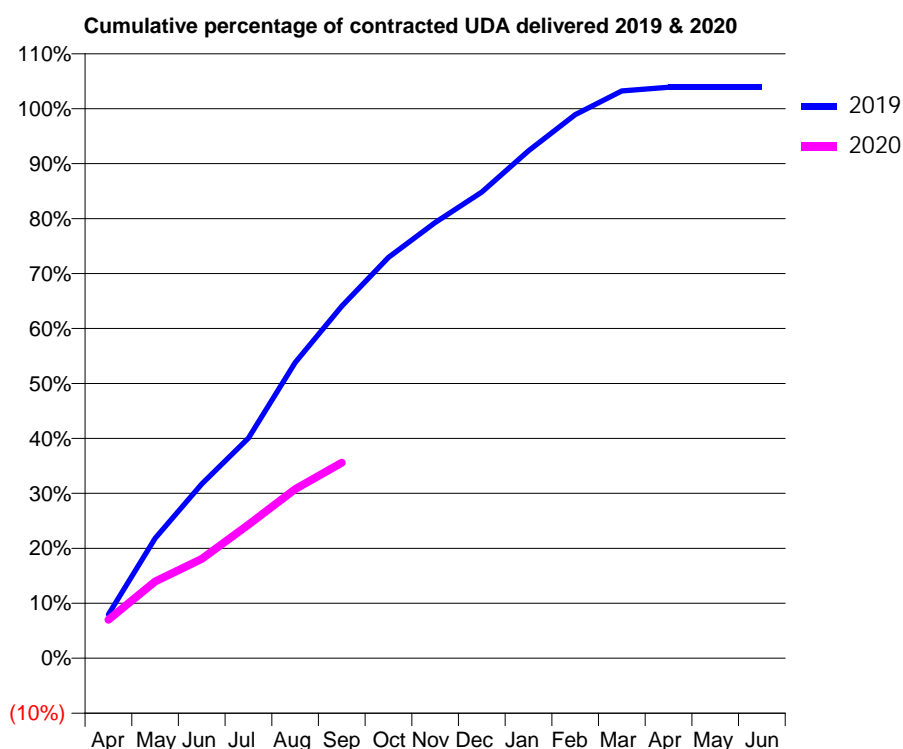
19/20 Contracted general activity (UDA)	3,745
Carry forward general activity (UDA)	-74
19/20 Contracted orthodontic activity (UOA)	2,645
Carry forward orthodontic activity (UOA)	-7
Baseline contract value	£279,305.46

ACCESS*

Patients seen in 24 months	Total	Change since previous quarter
Quarter ending September 2018	3,321	
Quarter ending December 2018	3,208	↓
Quarter ending March 2019	3,055	↓
Quarter ending June 2019	2,884	↓
Quarter ending September 2019	2,752	↓
Variance since September 2018	(17.1%)	↓



ACTIVITY



Month	2019	2020
April	299	262
May	818	523
June	1,188	676
July	1,500	910
August	2,015	1,152
September	2,398	1,332
October	2,732	
November	2,969	
December	3,176	
January	3,458	
February	3,704	
March	3,865	
April	3,891	
May	3,891	
June	3,891	

QUALITY

	Quantity	Base Number	Contract	AT	Region	England
% of FP17s for the same patient ID Re-attending within 3 months - Children	80	890	9.0%	11.1%	12.0%	11.5%
% of FP17s for the same patient ID Re-attending within 3 months - Adults	61	453	13.5%	16.6%	17.2%	15.4%
% of FP17s for the same patient ID Re-attending between 3 & 9 months - Children	287	890	32.2%	45.5%	49.4%	59.7%
% of FP17s for the same patient ID Re-attending between 3 & 9 months - Adults	158	453	34.9%	37.1%	39.2%	51.7%
% of FP17s for Band 1 Urgent Courses	58	753	7.7%	11.3%	11.0%	9.2%
% of FP17s Relating to Free Repair or Replacements	0	753	0.0%	0.5%	0.5%	0.7%
% of FP17s Relating to Continuations	7	753	0.9%	0.7%	0.7%	0.8%
% of Patients satisfied with the dentistry they have received	0	0	N/A	91.5%	90.9%	93.5%
% of Patients satisfied with the time they had to wait for an appointment	0	0	N/A	80.9%	83.7%	87.4%

* This is based on patients treated on this contract for their most recent course of treatment.

Figures in italics indicate the base number of FP17s or Patient Questionnaire responses are less than 100. N/A is shown where the base number of responses is less than 10 during the period. % is calculated as Quantity/Base number*100

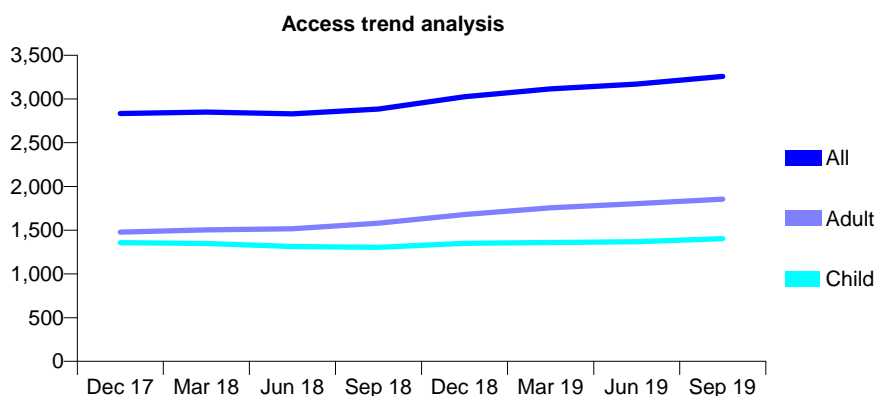
Q61 - Vital Signs At a Glance Contract Report for 140473/0001 - September 2019

Name or company name	Barnet Smiles Dental Care Limited
Contract type name	GDS Contract
Purpose of contract	General
Contract start date	01/04/2014
Contract end date	

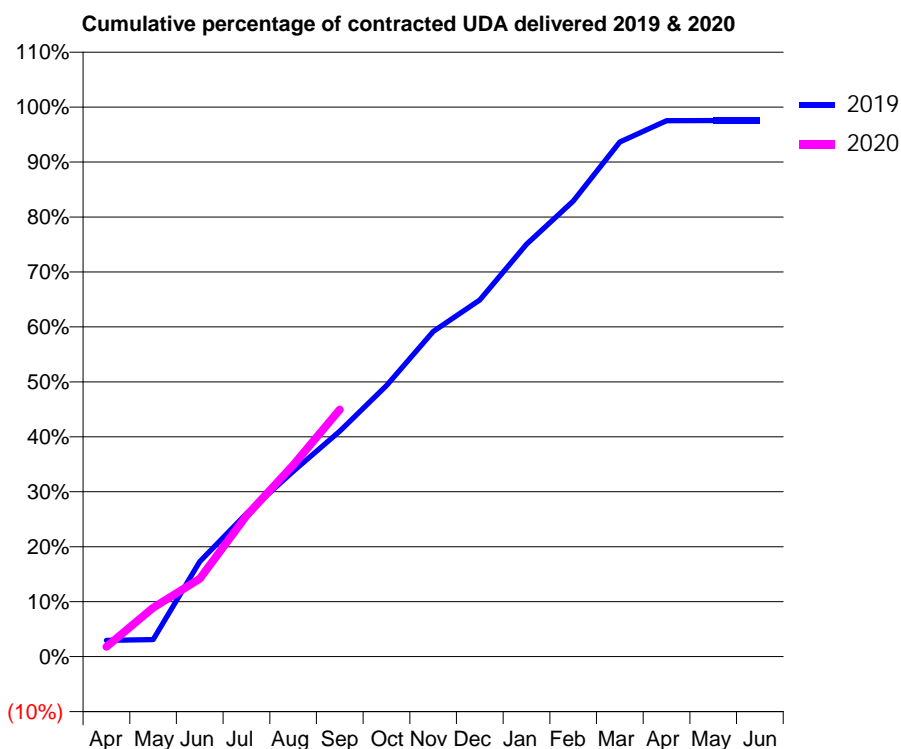
19/20 Contracted general activity (UDA)	7,560
Carry forward general activity (UDA)	185
19/20 Contracted orthodontic activity (UOA)	0
Carry forward orthodontic activity (UOA)	0
Baseline contract value	£193,737.73

ACCESS*

Patients seen in 24 months	Total	Change since previous quarter
Quarter ending September 2018	2,884	
Quarter ending December 2018	3,027	↑
Quarter ending March 2019	3,115	↑
Quarter ending June 2019	3,171	→
Quarter ending September 2019	3,258	↑
Variance since September 2018	13.0%	↑



ACTIVITY



Month	Adjusted Scheduled Activity (UDA)	
	2019	2020
April	222	135
May	235	672
June	1,307	1,070
July	1,967	1,939
August	2,550	2,636
September	3,101	3,399
October	3,728	
November	4,472	
December	4,906	
January	5,674	
February	6,267	
March	7,080	
April	7,371	
May	7,374	
June	7,374	

QUALITY

	Quantity	Base Number	Contract	AT	Region	England
% of FP17s for the same patient ID Re-attending within 3 months - Children	61	1,127	5.4%	11.1%	12.0%	11.5%
% of FP17s for the same patient ID Re-attending within 3 months - Adults	147	1,158	12.7%	16.6%	17.2%	15.4%
% of FP17s for the same patient ID Re-attending between 3 & 9 months - Children	686	1,127	60.9%	45.5%	49.4%	59.7%
% of FP17s for the same patient ID Re-attending between 3 & 9 months - Adults	524	1,158	45.3%	37.1%	39.2%	51.7%
% of FP17s for Band 1 Urgent Courses	110	2,140	5.1%	11.3%	11.0%	9.2%
% of FP17s Relating to Free Repair or Replacements	6	2,140	0.3%	0.5%	0.5%	0.7%
% of FP17s Relating to Continuations	3	2,140	0.1%	0.7%	0.7%	0.8%
% of Patients satisfied with the dentistry they have received	1	1	N/A	91.5%	90.9%	93.5%
% of Patients satisfied with the time they had to wait for an appointment	1	1	N/A	80.9%	83.7%	87.4%

* This is based on patients treated on this contract for their most recent course of treatment. Figures in italics indicate the base number of FP17s or Patient Questionnaire responses are less than 100. N/A is shown where the base number of responses is less than 10 during the period. % is calculated as Quantity/Base number*100

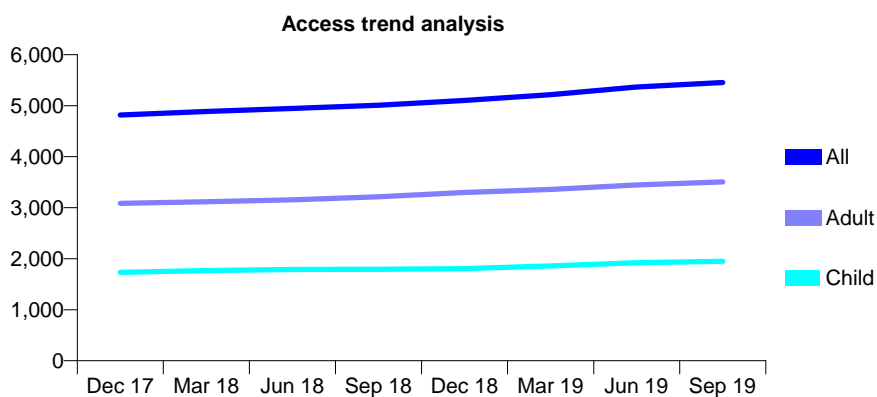
Q61 - Vital Signs At a Glance Contract Report for 140740/0001 - September 2019

Name or company name	Mr S Atkar
Contract type name	GDS Contract
Purpose of contract	General
Contract start date	01/09/2012
Contract end date	

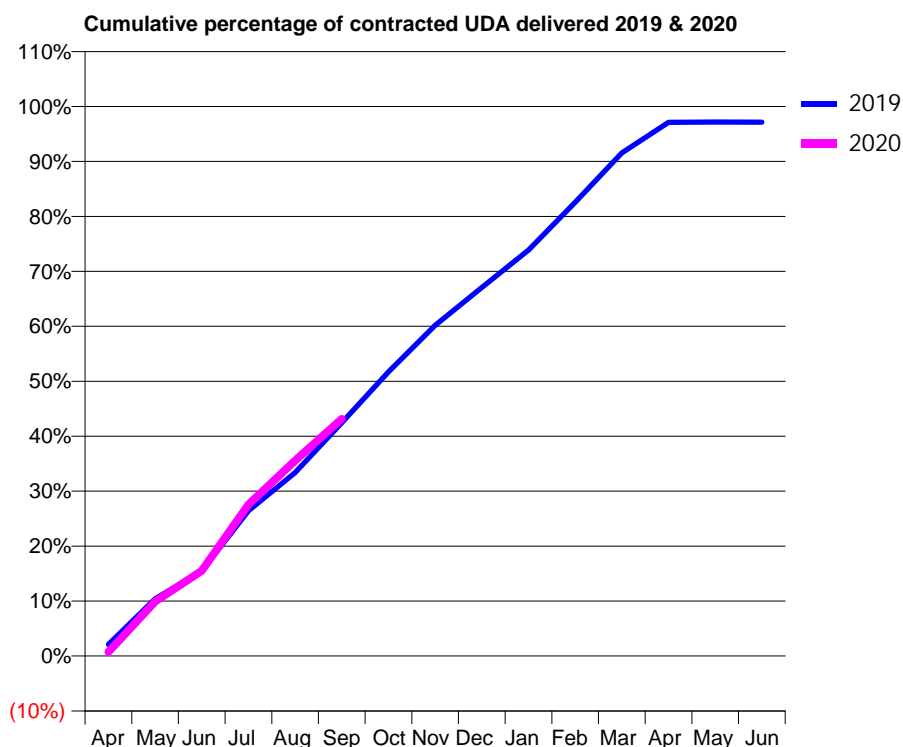
19/20 Contracted general activity (UDA)	13,433
Carry forward general activity (UDA)	384
19/20 Contracted orthodontic activity (UOA)	0
Carry forward orthodontic activity (UOA)	0
Baseline contract value	£415,510.90

ACCESS*

Patients seen in 24 months	Total	Change since previous quarter
Quarter ending September 2018	5,008	
Quarter ending December 2018	5,103	→
Quarter ending March 2019	5,216	↑
Quarter ending June 2019	5,367	↑
Quarter ending September 2019	5,454	→
Variance since September 2018	8.9%	↑



ACTIVITY



Month	Adjusted Scheduled Activity (UDA)	
	2019	2020
April	284	99
May	1,402	1,333
June	2,079	2,085
July	3,551	3,705
August	4,485	4,778
September	5,702	5,793
October	6,943	
November	8,084	
December	9,007	
January	9,924	
February	11,090	
March	12,296	
April	13,045	
May	13,051	
June	13,048	

QUALITY

	Quantity	Base Number	Contract	AT	Region	England
% of FP17s for the same patient ID Re-attending within 3 months - Children	86	1,437	6.0%	11.1%	12.0%	11.5%
% of FP17s for the same patient ID Re-attending within 3 months - Adults	292	2,478	11.8%	16.6%	17.2%	15.4%
% of FP17s for the same patient ID Re-attending between 3 & 9 months - Children	734	1,437	51.1%	45.5%	49.4%	59.7%
% of FP17s for the same patient ID Re-attending between 3 & 9 months - Adults	1,374	2,478	55.4%	37.1%	39.2%	51.7%
% of FP17s for Band 1 Urgent Courses	177	3,073	5.8%	11.3%	11.0%	9.2%
% of FP17s Relating to Free Repair or Replacements	6	3,073	0.2%	0.5%	0.5%	0.7%
% of FP17s Relating to Continuations	7	3,073	0.2%	0.7%	0.7%	0.8%
% of Patients satisfied with the dentistry they have received	2	2	N/A	91.5%	90.9%	93.5%
% of Patients satisfied with the time they had to wait for an appointment	2	2	N/A	80.9%	83.7%	87.4%

* This is based on patients treated on this contract for their most recent course of treatment. Figures in italics indicate the base number of FP17s or Patient Questionnaire responses are less than 100. N/A is shown where the base number of responses is less than 10 during the period. % is calculated as Quantity/Base number*100

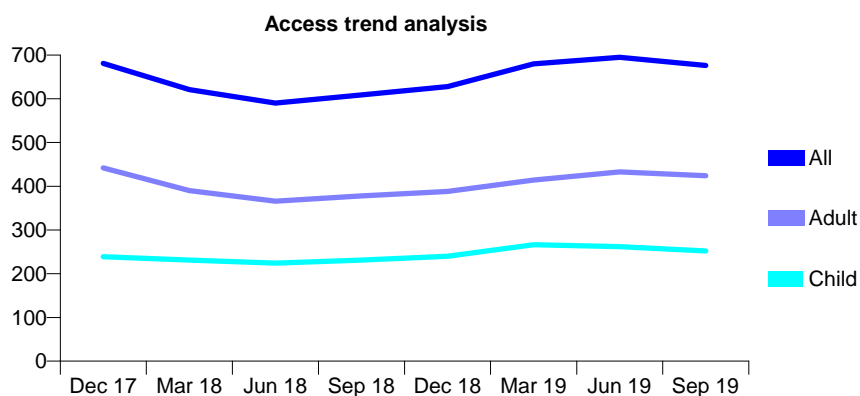
Q61 - Vital Signs At a Glance Contract Report for 141798/0001 - September 2019

Name or company name	Noorani, Noorani
Contract type name	GDS Contract
Purpose of contract	General
Contract start date	01/07/2015
Contract end date	

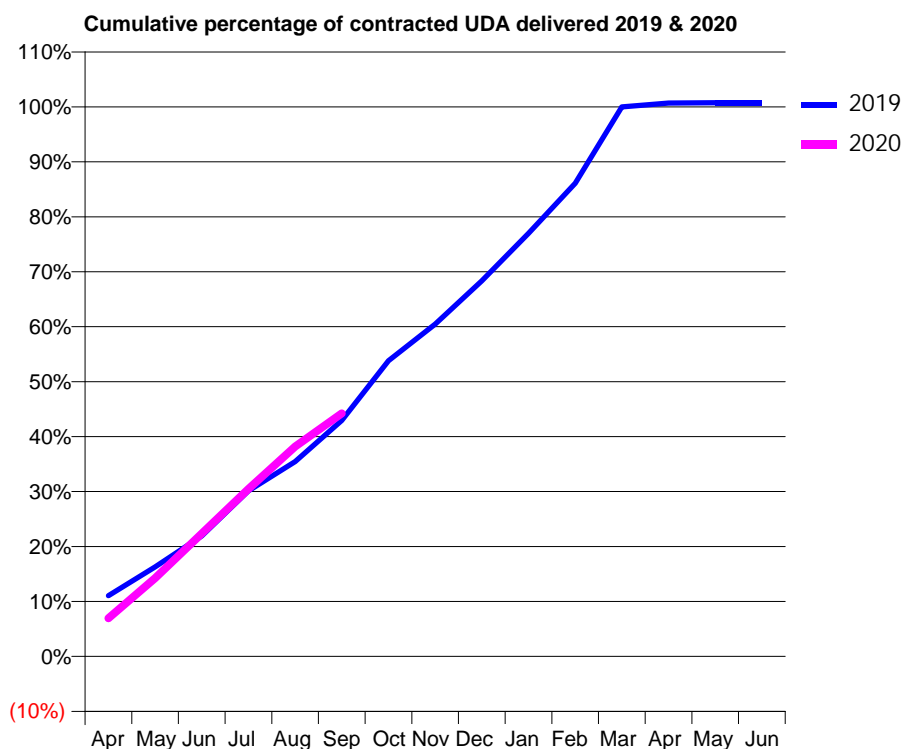
19/20 Contracted general activity (UDA)	2,074
Carry forward general activity (UDA)	-15
19/20 Contracted orthodontic activity (UOA)	0
Carry forward orthodontic activity (UOA)	0
Baseline contract value	£51,273.56

ACCESS*

Patients seen in 24 months	Total	Change since previous quarter
Quarter ending September 2018	609	
Quarter ending December 2018	628	↑
Quarter ending March 2019	680	↑
Quarter ending June 2019	695	↑
Quarter ending September 2019	676	↓
Variance since September 2018	11.0%	↑



ACTIVITY



Month	2019	2020
April	229	144
May	338	296
June	455	464
July	625	632
August	736	792
September	890	917
October	1,116	
November	1,254	
December	1,417	
January	1,597	
February	1,786	
March	2,074	
April	2,088	
May	2,089	
June	2,089	

QUALITY

	Quantity	Base Number	Contract	AT	Region	England
% of FP17s for the same patient ID Re-attending within 3 months - Children	14	153	9.2%	11.1%	12.0%	11.5%
% of FP17s for the same patient ID Re-attending within 3 months - Adults	50	269	18.6%	16.6%	17.2%	15.4%
% of FP17s for the same patient ID Re-attending between 3 & 9 months - Children	75	153	49.0%	45.5%	49.4%	59.7%
% of FP17s for the same patient ID Re-attending between 3 & 9 months - Adults	113	269	42.0%	37.1%	39.2%	51.7%
% of FP17s for Band 1 Urgent Courses	52	413	12.6%	11.3%	11.0%	9.2%
% of FP17s Relating to Free Repair or Replacements	2	413	0.5%	0.5%	0.5%	0.7%
% of FP17s Relating to Continuations	9	413	2.2%	0.7%	0.7%	0.8%
% of Patients satisfied with the dentistry they have received	0	0	N/A	91.5%	90.9%	93.5%
% of Patients satisfied with the time they had to wait for an appointment	0	0	N/A	80.9%	83.7%	87.4%

* This is based on patients treated on this contract for their most recent course of treatment. Figures in italics indicate the base number of FP17s or Patient Questionnaire responses are less than 100. N/A is shown where the base number of responses is less than 10 during the period. % is calculated as Quantity/Base number*100

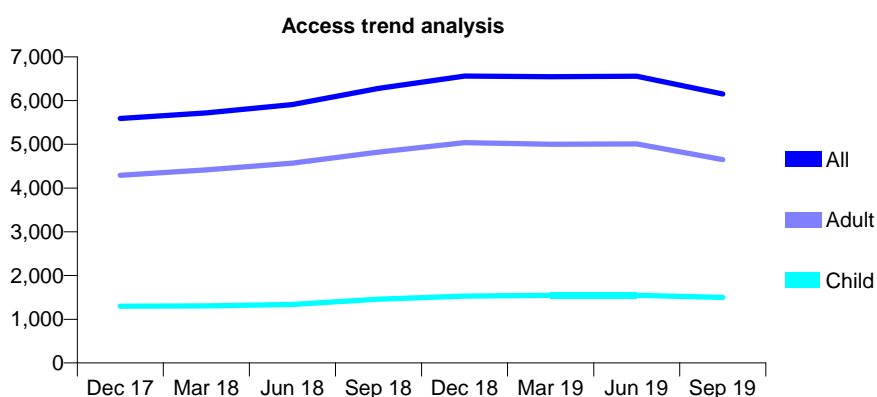
Q61 - Vital Signs At a Glance Contract Report for 142794/0001 - September 2019

Name or company name	Ace Dental
Contract type name	GDS Contract
Purpose of contract	General
Contract start date	01/04/2010
Contract end date	

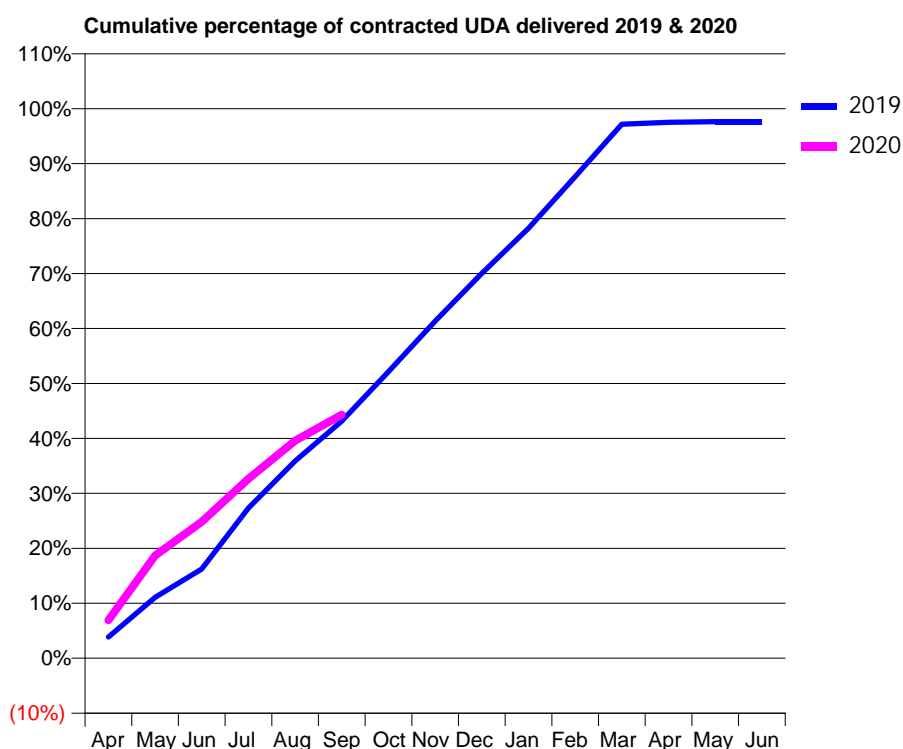
19/20 Contracted general activity (UDA)	15,340
Carry forward general activity (UDA)	-306
19/20 Contracted orthodontic activity (UOA)	0
Carry forward orthodontic activity (UOA)	0
Baseline contract value	£432,728.09

ACCESS*

Patients seen in 24 months	Total	Change since previous quarter
Quarter ending September 2018	6,280	
Quarter ending December 2018	6,563	↑
Quarter ending March 2019	6,548	→
Quarter ending June 2019	6,556	→
Quarter ending September 2019	6,151	↓
Variance since September 2018	(2.1%)	↓



ACTIVITY



Month	Adjusted Scheduled Activity (UDA)	
	2019	2020
April	631	1,061
May	1,809	2,870
June	2,655	3,810
July	4,467	5,007
August	5,868	6,074
September	7,049	6,798
October	8,520	
November	10,025	
December	11,441	
January	12,783	
February	14,322	
March	15,874	
April	15,933	
May	15,954	
June	15,954	

QUALITY

	Quantity	Base Number	Contract	AT	Region	England
% of FP17s for the same patient ID Re-attending within 3 months - Children	78	857	9.1%	11.1%	12.0%	11.5%
% of FP17s for the same patient ID Re-attending within 3 months - Adults	307	1,938	15.8%	16.6%	17.2%	15.4%
% of FP17s for the same patient ID Re-attending between 3 & 9 months - Children	429	857	50.1%	45.5%	49.4%	59.7%
% of FP17s for the same patient ID Re-attending between 3 & 9 months - Adults	751	1,938	38.8%	37.1%	39.2%	51.7%
% of FP17s for Band 1 Urgent Courses	298	2,742	10.9%	11.3%	11.0%	9.2%
% of FP17s Relating to Free Repair or Replacements	30	2,742	1.1%	0.5%	0.5%	0.7%
% of FP17s Relating to Continuations	12	2,742	0.4%	0.7%	0.7%	0.8%
% of Patients satisfied with the dentistry they have received	0	0	N/A	91.5%	90.9%	93.5%
% of Patients satisfied with the time they had to wait for an appointment	0	0	N/A	80.9%	83.7%	87.4%

* This is based on patients treated on this contract for their most recent course of treatment.

Figures in italics indicate the base number of FP17s or Patient Questionnaire responses are less than 100. N/A is shown where the base number of responses is less than 10 during the period. % is calculated as Quantity/Base number*100

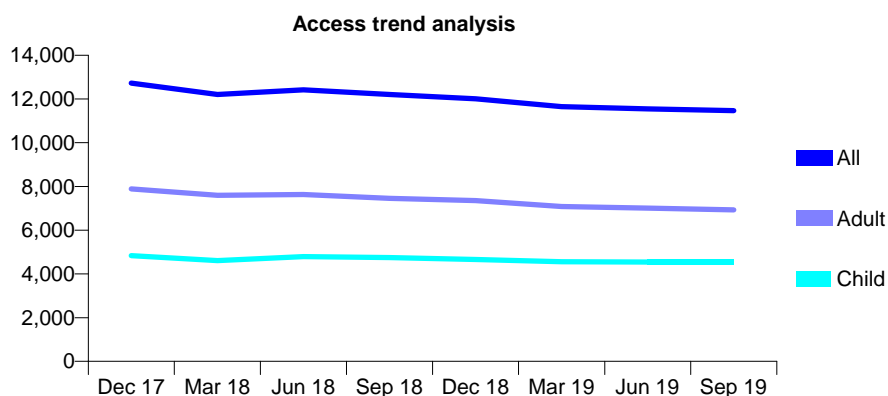
Q61 - Vital Signs At a Glance Contract Report for 143693/0002 - September 2019

Name or company name	Newham Family Dental Care Ltd
Contract type name	GDS Contract
Purpose of contract	General and Orthodontic
Contract start date	12/03/2008
Contract end date	

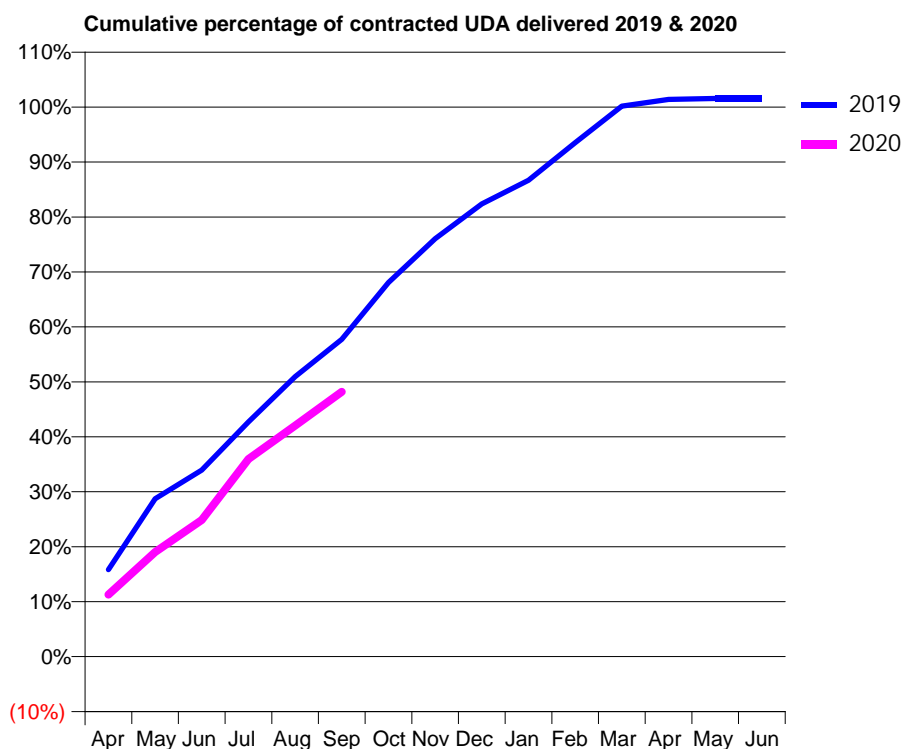
19/20 Contracted general activity (UDA)	34,786
Carry forward general activity (UDA)	-384
19/20 Contracted orthodontic activity (UOA)	4,781
Carry forward orthodontic activity (UOA)	-48
Baseline contract value	£1,970,176.95

ACCESS*

Patients seen in 24 months	Total	Change since previous quarter
Quarter ending September 2018	12,206	
Quarter ending December 2018	12,011	↓
Quarter ending March 2019	11,648	↓
Quarter ending June 2019	11,551	→
Quarter ending September 2019	11,465	→
Variance since September 2018	(6.1%)	↓



ACTIVITY



Month	Adjusted Scheduled Activity (UDA)	
	2019	2020
April	4,761	3,933
May	8,637	6,619
June	10,200	8,646
July	12,844	12,508
August	15,317	14,621
September	17,359	16,758
October	20,470	
November	22,869	
December	24,767	
January	26,057	
February	28,113	
March	30,114	
April	30,484	
May	30,537	
June	30,534	

QUALITY

	Quantity	Base Number	Contract	AT	Region	England
% of FP17s for the same patient ID Re-attending within 3 months - Children	1,038	3,457	30.0%	11.1%	12.0%	11.5%
% of FP17s for the same patient ID Re-attending within 3 months - Adults	407	3,100	13.1%	16.6%	17.2%	15.4%
% of FP17s for the same patient ID Re-attending between 3 & 9 months - Children	912	3,457	26.4%	45.5%	49.4%	59.7%
% of FP17s for the same patient ID Re-attending between 3 & 9 months - Adults	780	3,100	25.2%	37.1%	39.2%	51.7%
% of FP17s for Band 1 Urgent Courses	819	6,262	13.1%	11.3%	11.0%	9.2%
% of FP17s Relating to Free Repair or Replacements	4	6,262	0.1%	0.5%	0.5%	0.7%
% of FP17s Relating to Continuations	1	6,262	0.0%	0.7%	0.7%	0.8%
% of Patients satisfied with the dentistry they have received	4	4	N/A	91.5%	90.9%	93.5%
% of Patients satisfied with the time they had to wait for an appointment	3	4	N/A	80.9%	83.7%	87.4%

* This is based on patients treated on this contract for their most recent course of treatment. Figures in italics indicate the base number of FP17s or Patient Questionnaire responses are less than 100. N/A is shown where the base number of responses is less than 10 during the period. % is calculated as Quantity/Base number*100

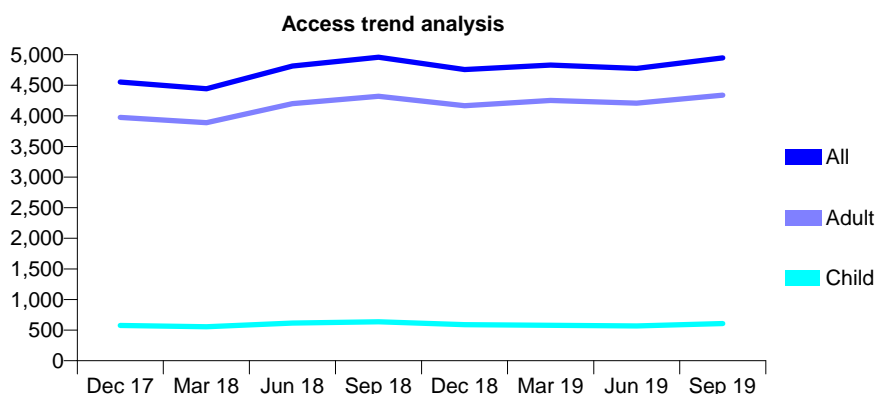
Q61 - Vital Signs At a Glance Contract Report for 143693/0004 - September 2019

Name or company name	Newham Family Dental Care Ltd
Contract type name	PDS Contract
Purpose of contract	General
Contract start date	01/04/2014
Contract end date	31/03/2024

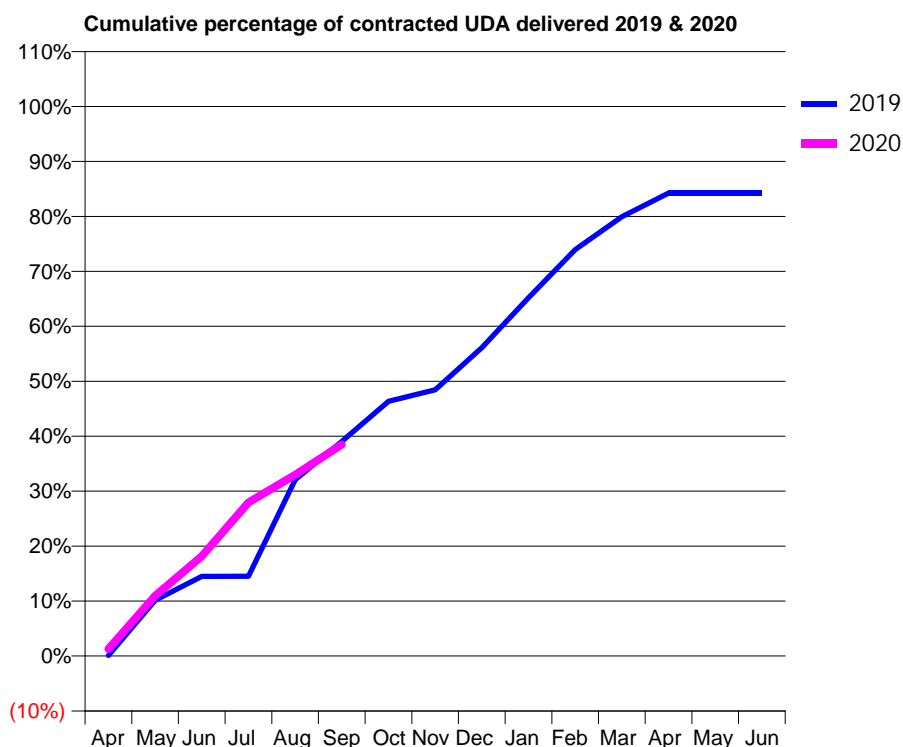
19/20 Contracted general activity (UDA)	8,649
Carry forward general activity (UDA)	0
19/20 Contracted orthodontic activity (UOA)	0
Carry forward orthodontic activity (UOA)	0
Baseline contract value	£459,946.39

ACCESS*

Patients seen in 24 months	Total	Change since previous quarter
Quarter ending September 2018	4,957	
Quarter ending December 2018	4,757	↓
Quarter ending March 2019	4,830	→
Quarter ending June 2019	4,775	↓
Quarter ending September 2019	4,948	↑
Variance since September 2018	(0.2%)	→



ACTIVITY



Month	Adjusted Scheduled Activity (UDA)	
	2019	2020
April	10	113
May	878	948
June	1,255	1,572
July	1,256	2,417
August	2,773	2,854
September	3,375	3,327
October	4,008	
November	4,191	
December	4,853	
January	5,638	
February	6,397	
March	6,912	
April	7,286	
May	7,286	
June	7,286	

QUALITY

	Quantity	Base Number	Contract	AT	Region	England
% of FP17s for the same patient ID Re-attending within 3 months - Children	16	455	3.5%	11.1%	12.0%	11.5%
% of FP17s for the same patient ID Re-attending within 3 months - Adults	111	2,627	4.2%	16.6%	17.2%	15.4%
% of FP17s for the same patient ID Re-attending between 3 & 9 months - Children	1	455	0.2%	45.5%	49.4%	59.7%
% of FP17s for the same patient ID Re-attending between 3 & 9 months - Adults	44	2,627	1.7%	37.1%	39.2%	51.7%
% of FP17s for Band 1 Urgent Courses	2,770	2,771	100.0%	11.3%	11.0%	9.2%
% of FP17s Relating to Free Repair or Replacements	0	2,771	0.0%	0.5%	0.5%	0.7%
% of FP17s Relating to Continuations	0	2,771	0.0%	0.7%	0.7%	0.8%
% of Patients satisfied with the dentistry they have received	0	0	N/A	91.5%	90.9%	93.5%
% of Patients satisfied with the time they had to wait for an appointment	0	0	N/A	80.9%	83.7%	87.4%

* This is based on patients treated on this contract for their most recent course of treatment. Figures in italics indicate the base number of FP17s or Patient Questionnaire responses are less than 100. N/A is shown where the base number of responses is less than 10 during the period. % is calculated as Quantity/Base number*100

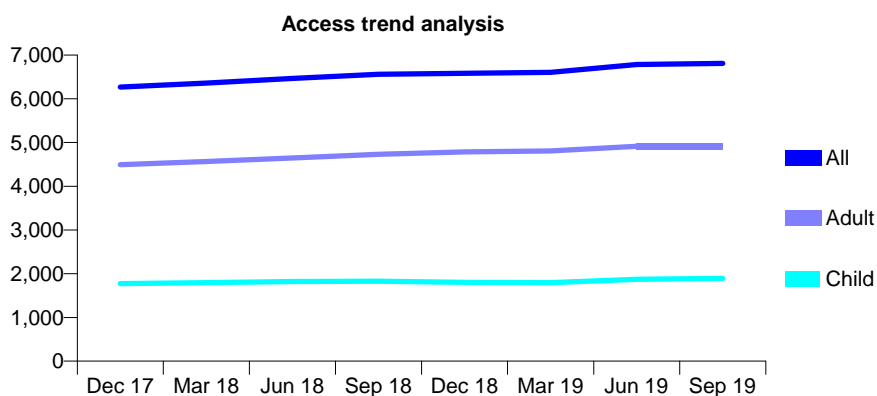
Q61 - Vital Signs At a Glance Contract Report for 144231/0001 - September 2019

Name or company name	Lea Bridge Road Dental Surgery
Contract type name	GDS Contract
Purpose of contract	General
Contract start date	01/04/2015
Contract end date	

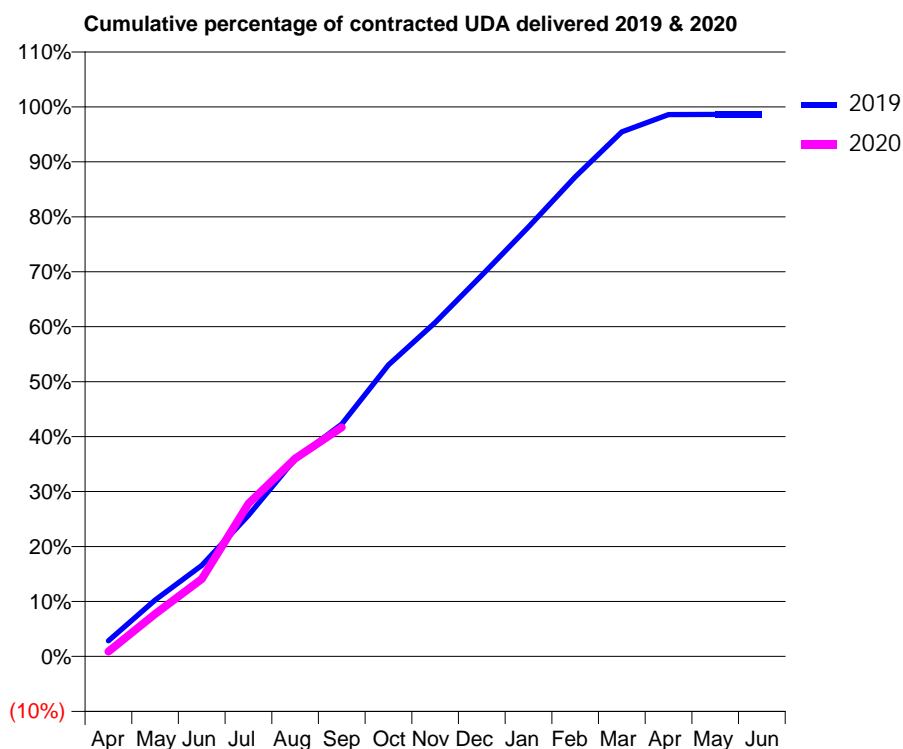
19/20 Contracted general activity (UDA)	16,249
Carry forward general activity (UDA)	225
19/20 Contracted orthodontic activity (UOA)	0
Carry forward orthodontic activity (UOA)	0
Baseline contract value	£436,814.33

ACCESS*

Patients seen in 24 months	Total	Change since previous quarter
Quarter ending September 2018	6,560	
Quarter ending December 2018	6,583	→
Quarter ending March 2019	6,604	→
Quarter ending June 2019	6,784	↑
Quarter ending September 2019	6,810	→
Variance since September 2018	3.8%	↑



ACTIVITY



Month	2019	2020
April	462	142
May	1,671	1,255
June	2,693	2,290
July	4,169	4,517
August	5,838	5,855
September	6,866	6,776
October	8,618	
November	9,876	
December	11,268	
January	12,697	
February	14,180	
March	15,512	
April	16,020	
May	16,021	
June	16,023	

QUALITY

	Quantity	Base Number	Contract	AT	Region	England
% of FP17s for the same patient ID Re-attending within 3 months - Children	68	999	6.8%	11.1%	12.0%	11.5%
% of FP17s for the same patient ID Re-attending within 3 months - Adults	266	2,208	12.0%	16.6%	17.2%	15.4%
% of FP17s for the same patient ID Re-attending between 3 & 9 months - Children	289	999	28.9%	45.5%	49.4%	59.7%
% of FP17s for the same patient ID Re-attending between 3 & 9 months - Adults	632	2,208	28.6%	37.1%	39.2%	51.7%
% of FP17s for Band 1 Urgent Courses	197	2,683	7.3%	11.3%	11.0%	9.2%
% of FP17s Relating to Free Repair or Replacements	16	2,683	0.6%	0.5%	0.5%	0.7%
% of FP17s Relating to Continuations	51	2,683	1.9%	0.7%	0.7%	0.8%
% of Patients satisfied with the dentistry they have received	0	0	N/A	91.5%	90.9%	93.5%
% of Patients satisfied with the time they had to wait for an appointment	0	0	N/A	80.9%	83.7%	87.4%

* This is based on patients treated on this contract for their most recent course of treatment. Figures in italics indicate the base number of FP17s or Patient Questionnaire responses are less than 100. N/A is shown where the base number of responses is less than 10 during the period. % is calculated as Quantity/Base number*100

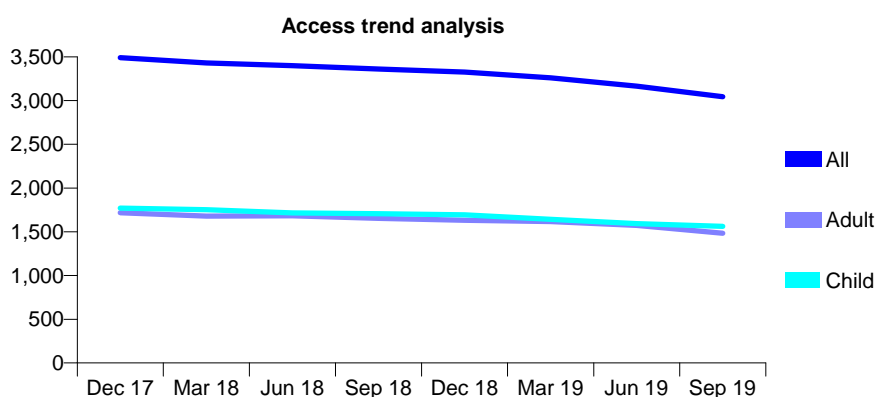
Q61 - Vital Signs At a Glance Contract Report for 144339/0001 - September 2019

Name or company name	Mr F K Banjo and Mrs D O Banjo
Contract type name	GDS Contract
Purpose of contract	General
Contract start date	16/05/2007
Contract end date	

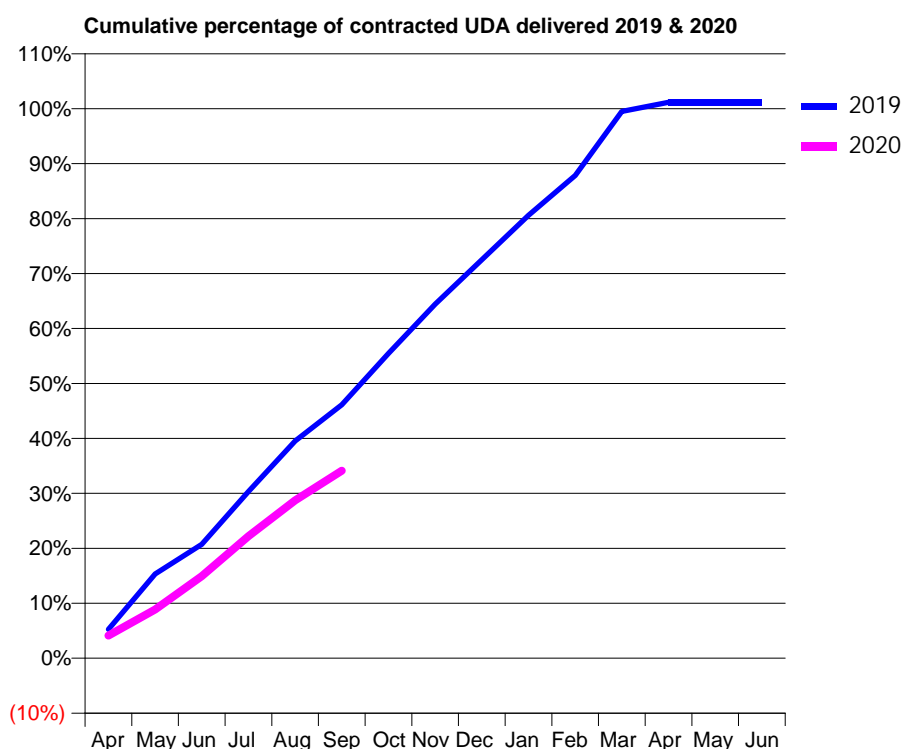
19/20 Contracted general activity (UDA)	9,399
Carry forward general activity (UDA)	-109
19/20 Contracted orthodontic activity (UOA)	0
Carry forward orthodontic activity (UOA)	0
Baseline contract value	£317,569.92

ACCESS*

Patients seen in 24 months	Total	Change since previous quarter
Quarter ending September 2018	3,360	
Quarter ending December 2018	3,325	↓
Quarter ending March 2019	3,260	↓
Quarter ending June 2019	3,166	↓
Quarter ending September 2019	3,045	↓
Variance since September 2018	(9.4%)	↓



ACTIVITY



Month	2019	2020
April	495	389
May	1,442	834
June	1,949	1,404
July	2,852	2,087
August	3,717	2,699
September	4,334	3,208
October	5,212	
November	6,058	
December	6,814	
January	7,575	
February	8,258	
March	9,353	
April	9,509	
May	9,509	
June	9,509	

QUALITY

	Quantity	Base Number	Contract	AT	Region	England
% of FP17s for the same patient ID Re-attending within 3 months - Children	57	766	7.4%	11.1%	12.0%	11.5%
% of FP17s for the same patient ID Re-attending within 3 months - Adults	97	649	14.9%	16.6%	17.2%	15.4%
% of FP17s for the same patient ID Re-attending between 3 & 9 months - Children	296	766	38.6%	45.5%	49.4%	59.7%
% of FP17s for the same patient ID Re-attending between 3 & 9 months - Adults	264	649	40.7%	37.1%	39.2%	51.7%
% of FP17s for Band 1 Urgent Courses	105	1,360	7.7%	11.3%	11.0%	9.2%
% of FP17s Relating to Free Repair or Replacements	1	1,360	0.1%	0.5%	0.5%	0.7%
% of FP17s Relating to Continuations	0	1,360	0.0%	0.7%	0.7%	0.8%
% of Patients satisfied with the dentistry they have received	0	0	N/A	91.5%	90.9%	93.5%
% of Patients satisfied with the time they had to wait for an appointment	0	0	N/A	80.9%	83.7%	87.4%

* This is based on patients treated on this contract for their most recent course of treatment.

Figures in italics indicate the base number of FP17s or Patient Questionnaire responses are less than 100. N/A is shown where the base number of responses is less than 10 during the period. % is calculated as Quantity/Base number*100

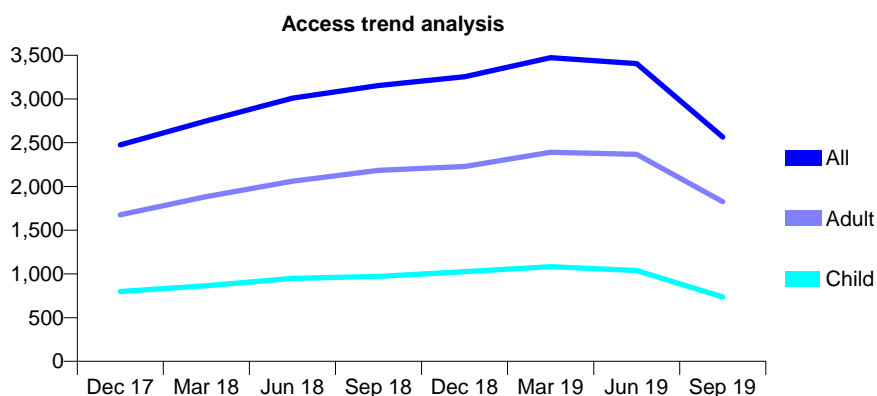
Q61 - Vital Signs At a Glance Contract Report for 145076/0001 - September 2019

Name or company name	Harford Street Dental Practice
Contract type name	PDS Contract
Purpose of contract	General
Contract start date	01/04/2015
Contract end date	31/05/2019

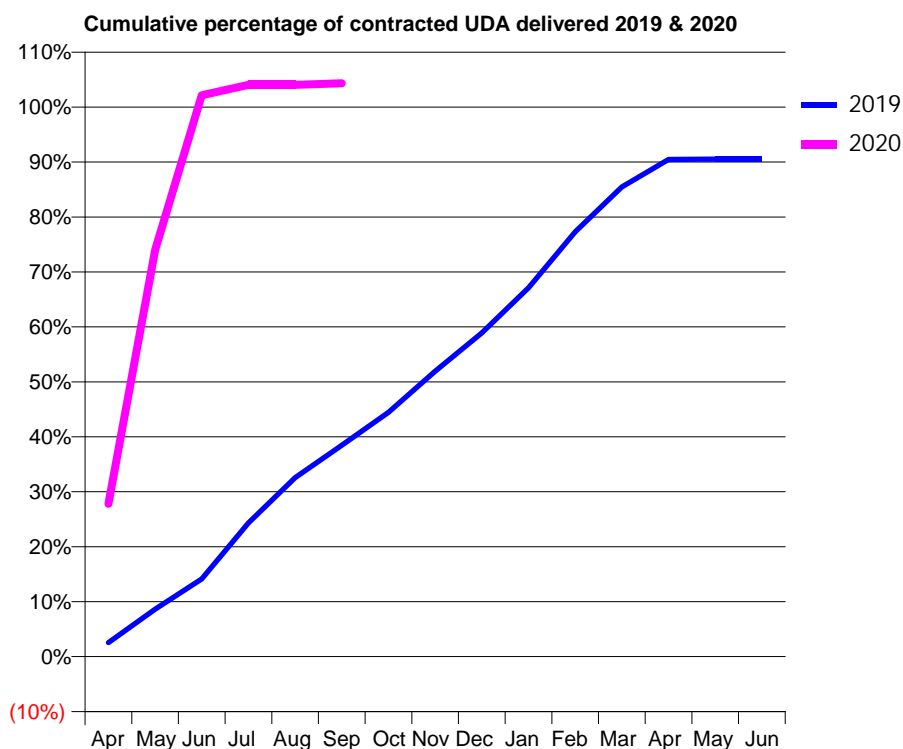
19/20 Contracted general activity (UDA)	2,167
Carry forward general activity (UDA)	0
19/20 Contracted orthodontic activity (UOA)	0
Carry forward orthodontic activity (UOA)	0
Baseline contract value	£48,066.30

ACCESS*

Patients seen in 24 months	Total	Change since previous quarter
Quarter ending September 2018	3,154	
Quarter ending December 2018	3,255	↑
Quarter ending March 2019	3,473	↑
Quarter ending June 2019	3,405	↓
Quarter ending September 2019	2,565	↓
Variance since September 2018	(18.7%)	↓



ACTIVITY



Month	Adjusted Scheduled Activity (UDA)	
	2019	2020
April	333	603
May	1,120	1,604
June	1,837	2,214
July	3,162	2,255
August	4,236	2,255
September	5,000	2,261
October	5,782	
November	6,754	
December	7,658	
January	8,724	
February	10,048	
March	11,109	
April	11,759	
May	11,769	
June	11,769	

QUALITY

	Quantity	Base Number	Contract	AT	Region	England
% of FP17s for the same patient ID Re-attending within 3 months - Children	40	330	12.1%	11.1%	12.0%	11.5%
% of FP17s for the same patient ID Re-attending within 3 months - Adults	101	639	15.8%	16.6%	17.2%	15.4%
% of FP17s for the same patient ID Re-attending between 3 & 9 months - Children	141	330	42.7%	45.5%	49.4%	59.7%
% of FP17s for the same patient ID Re-attending between 3 & 9 months - Adults	167	639	26.1%	37.1%	39.2%	51.7%
% of FP17s for Band 1 Urgent Courses	109	800	13.6%	11.3%	11.0%	9.2%
% of FP17s Relating to Free Repair or Replacements	4	800	0.5%	0.5%	0.5%	0.7%
% of FP17s Relating to Continuations	2	800	0.3%	0.7%	0.7%	0.8%
% of Patients satisfied with the dentistry they have received	1	1	N/A	91.5%	90.9%	93.5%
% of Patients satisfied with the time they had to wait for an appointment	1	1	N/A	80.9%	83.7%	87.4%

* This is based on patients treated on this contract for their most recent course of treatment. Figures in italics indicate the base number of FP17s or Patient Questionnaire responses are less than 100. N/A is shown where the base number of responses is less than 10 during the period. % is calculated as Quantity/Base number*100

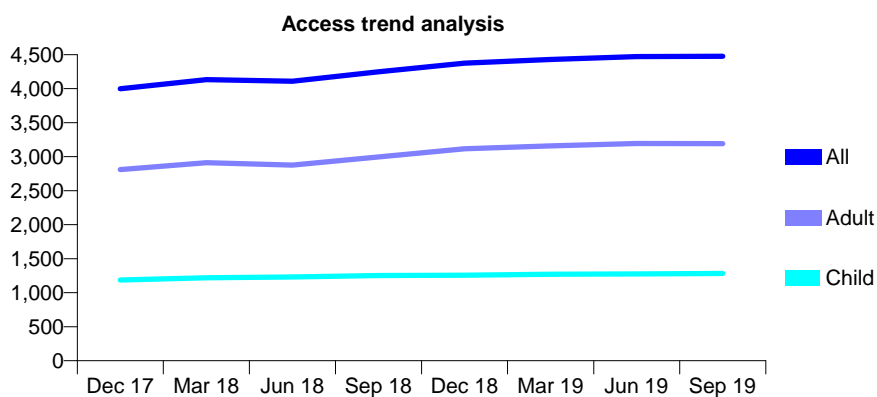
Q61 - Vital Signs At a Glance Contract Report for 145475/0001 - September 2019

Name or company name	Du Toit & Burger Partnership (Stratford) Ltd
Contract type name	GDS Contract
Purpose of contract	General
Contract start date	01/04/2007
Contract end date	

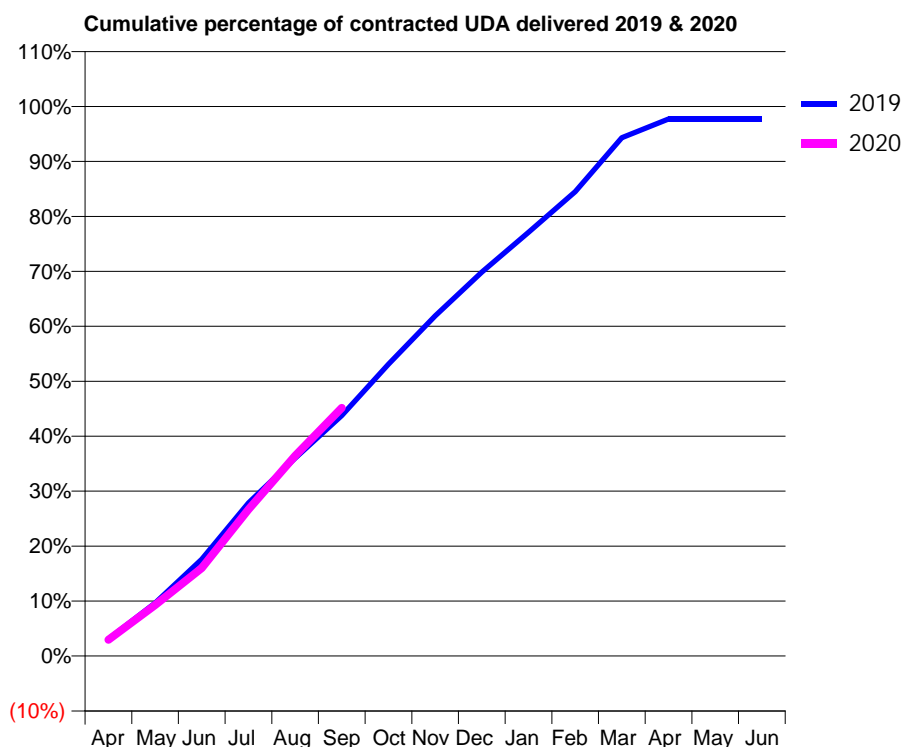
19/20 Contracted general activity (UDA)	11,363
Carry forward general activity (UDA)	261
19/20 Contracted orthodontic activity (UOA)	0
Carry forward orthodontic activity (UOA)	0
Baseline contract value	£326,467.00

ACCESS*

Patients seen in 24 months	Total	Change since previous quarter
Quarter ending September 2018	4,249	
Quarter ending December 2018	4,375	↑
Quarter ending March 2019	4,430	→
Quarter ending June 2019	4,471	→
Quarter ending September 2019	4,475	→
Variance since September 2018	5.3%	↑



ACTIVITY



Month	Adjusted Scheduled Activity (UDA)	
	2019	2020
April	352	338
May	1,097	1,055
June	2,001	1,820
July	3,163	3,030
August	4,090	4,144
September	4,973	5,131
October	6,034	
November	7,033	
December	7,938	
January	8,761	
February	9,602	
March	10,716	
April	11,102	
May	11,102	
June	11,102	

QUALITY

	Quantity	Base Number	Contract	AT	Region	England
% of FP17s for the same patient ID Re-attending within 3 months - Children	51	744	6.9%	11.1%	12.0%	11.5%
% of FP17s for the same patient ID Re-attending within 3 months - Adults	160	1,463	10.9%	16.6%	17.2%	15.4%
% of FP17s for the same patient ID Re-attending between 3 & 9 months - Children	317	744	42.6%	45.5%	49.4%	59.7%
% of FP17s for the same patient ID Re-attending between 3 & 9 months - Adults	485	1,463	33.2%	37.1%	39.2%	51.7%
% of FP17s for Band 1 Urgent Courses	186	2,059	9.0%	11.3%	11.0%	9.2%
% of FP17s Relating to Free Repair or Replacements	9	2,059	0.4%	0.5%	0.5%	0.7%
% of FP17s Relating to Continuations	19	2,059	0.9%	0.7%	0.7%	0.8%
% of Patients satisfied with the dentistry they have received	0	0	N/A	91.5%	90.9%	93.5%
% of Patients satisfied with the time they had to wait for an appointment	0	0	N/A	80.9%	83.7%	87.4%

* This is based on patients treated on this contract for their most recent course of treatment. Figures in italics indicate the base number of FP17s or Patient Questionnaire responses are less than 100. N/A is shown where the base number of responses is less than 10 during the period. % is calculated as Quantity/Base number*100

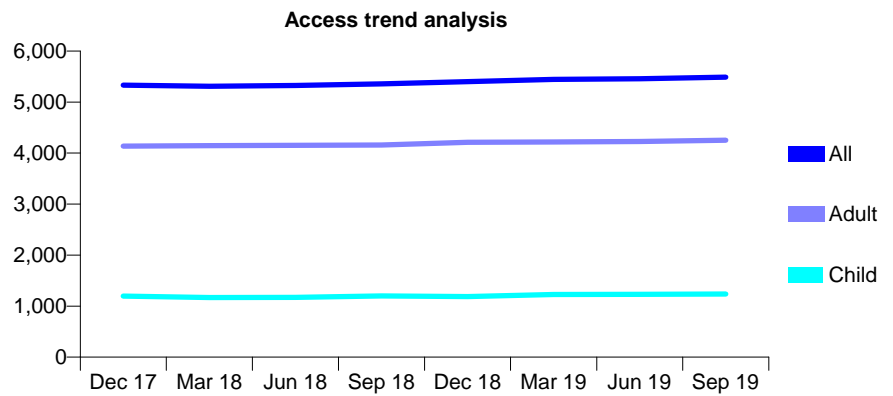
Q61 - Vital Signs At a Glance Contract Report for 145548/0001 - September 2019

Name or company name	Cranham Dental Centre Ltd
Contract type name	GDS Contract
Purpose of contract	General
Contract start date	01/04/2011
Contract end date	

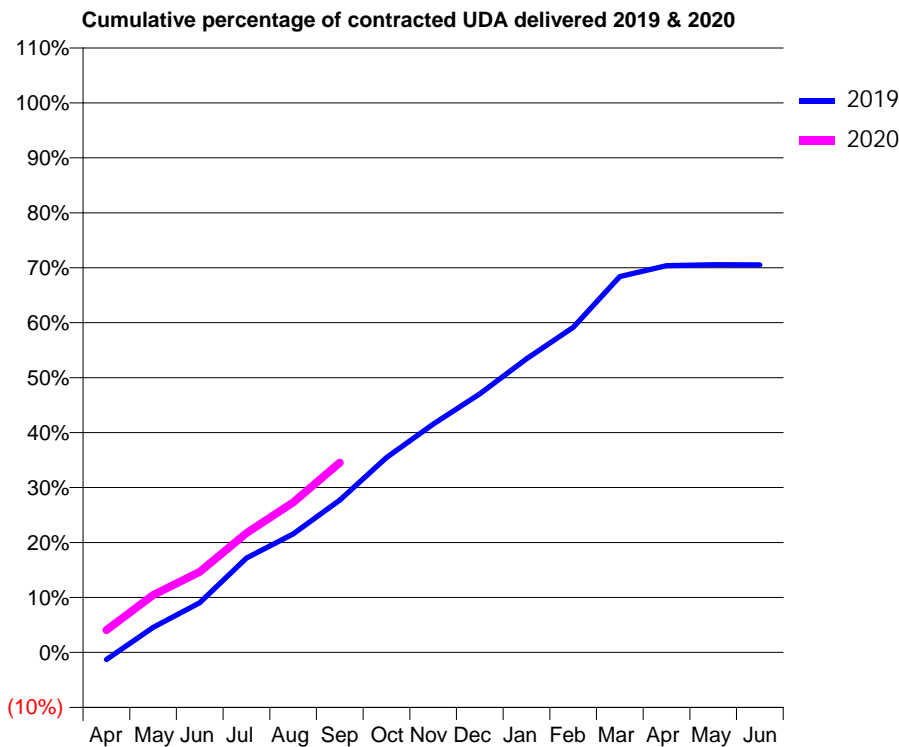
19/20 Contracted general activity (UDA)	16,681
Carry forward general activity (UDA)	0
19/20 Contracted orthodontic activity (UOA)	0
Carry forward orthodontic activity (UOA)	0
Baseline contract value	£395,275.93

ACCESS*

Patients seen in 24 months	Total	Change since previous quarter
Quarter ending September 2018	5,356	
Quarter ending December 2018	5,399	→
Quarter ending March 2019	5,445	→
Quarter ending June 2019	5,458	→
Quarter ending September 2019	5,490	→
Variance since September 2018	2.5%	↑



ACTIVITY



Month	2019	2020
April	-220	680
May	765	1,742
June	1,506	2,449
July	2,864	3,622
August	3,598	4,555
September	4,623	5,758
October	5,918	
November	6,933	
December	7,845	
January	8,910	
February	9,872	
March	11,409	
April	11,739	
May	11,768	
June	11,767	

QUALITY

	Quantity	Base Number	Contract	AT	Region	England
% of FP17s for the same patient ID Re-attending within 3 months - Children	54	966	5.6%	11.1%	12.0%	11.5%
% of FP17s for the same patient ID Re-attending within 3 months - Adults	246	2,884	8.5%	16.6%	17.2%	15.4%
% of FP17s for the same patient ID Re-attending between 3 & 9 months - Children	630	966	65.2%	45.5%	49.4%	59.7%
% of FP17s for the same patient ID Re-attending between 3 & 9 months - Adults	1,824	2,884	63.2%	37.1%	39.2%	51.7%
% of FP17s for Band 1 Urgent Courses	214	3,601	5.9%	11.3%	11.0%	9.2%
% of FP17s Relating to Free Repair or Replacements	17	3,601	0.5%	0.5%	0.5%	0.7%
% of FP17s Relating to Continuations	9	3,601	0.2%	0.7%	0.7%	0.8%
% of Patients satisfied with the dentistry they have received	0	0	N/A	91.5%	90.9%	93.5%
% of Patients satisfied with the time they had to wait for an appointment	0	0	N/A	80.9%	83.7%	87.4%

* This is based on patients treated on this contract for their most recent course of treatment. Figures in italics indicate the base number of FP17s or Patient Questionnaire responses are less than 100. N/A is shown where the base number of responses is less than 10 during the period. % is calculated as Quantity/Base number*100

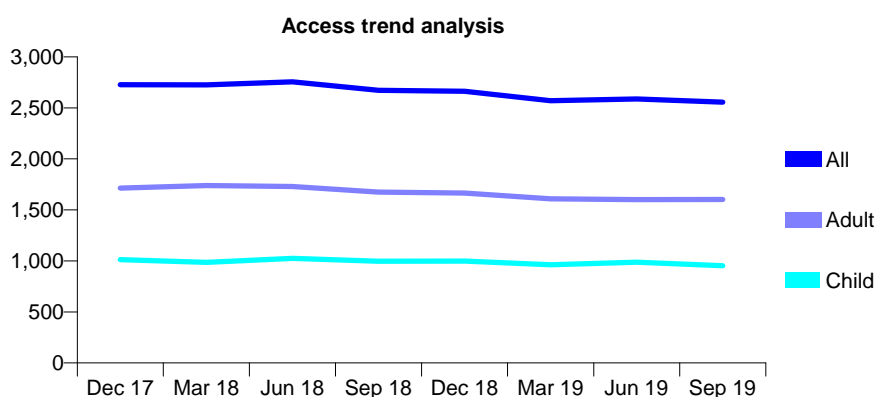
Q61 - Vital Signs At a Glance Contract Report for 146110/0001 - September 2019

Name or company name	Du Toit & Burger Partnership (Silvertown) L
Contract type name	GDS Contract
Purpose of contract	General
Contract start date	01/04/2007
Contract end date	

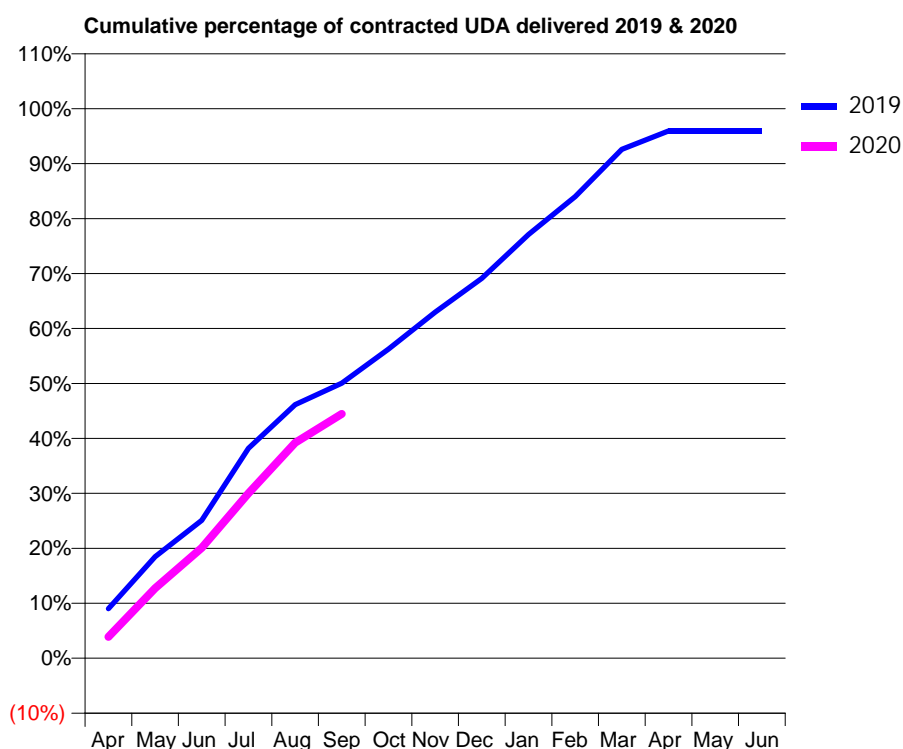
19/20 Contracted general activity (UDA)	6,974
Carry forward general activity (UDA)	0
19/20 Contracted orthodontic activity (UOA)	0
Carry forward orthodontic activity (UOA)	0
Baseline contract value	£220,336.58

ACCESS*

Patients seen in 24 months	Total	Change since previous quarter
Quarter ending September 2018	2,672	
Quarter ending December 2018	2,663	→
Quarter ending March 2019	2,571	↓
Quarter ending June 2019	2,588	→
Quarter ending September 2019	2,556	↓
Variance since September 2018	(4.3%)	↓



ACTIVITY



Month	2019	2020
April	629	271
May	1,289	890
June	1,751	1,400
July	2,663	2,093
August	3,218	2,734
September	3,490	3,100
October	3,924	
November	4,393	
December	4,821	
January	5,377	
February	5,858	
March	6,457	
April	6,690	
May	6,690	
June	6,690	

QUALITY

	Quantity	Base Number	Contract	AT	Region	England
% of FP17s for the same patient ID Re-attending within 3 months - Children	31	477	6.5%	11.1%	12.0%	11.5%
% of FP17s for the same patient ID Re-attending within 3 months - Adults	82	838	9.8%	16.6%	17.2%	15.4%
% of FP17s for the same patient ID Re-attending between 3 & 9 months - Children	224	477	47.0%	45.5%	49.4%	59.7%
% of FP17s for the same patient ID Re-attending between 3 & 9 months - Adults	311	838	37.1%	37.1%	39.2%	51.7%
% of FP17s for Band 1 Urgent Courses	93	1,252	7.4%	11.3%	11.0%	9.2%
% of FP17s Relating to Free Repair or Replacements	6	1,252	0.5%	0.5%	0.5%	0.7%
% of FP17s Relating to Continuations	17	1,252	1.4%	0.7%	0.7%	0.8%
% of Patients satisfied with the dentistry they have received	0	0	N/A	91.5%	90.9%	93.5%
% of Patients satisfied with the time they had to wait for an appointment	0	0	N/A	80.9%	83.7%	87.4%

* This is based on patients treated on this contract for their most recent course of treatment. Figures in italics indicate the base number of FP17s or Patient Questionnaire responses are less than 100. N/A is shown where the base number of responses is less than 10 during the period. % is calculated as Quantity/Base number*100

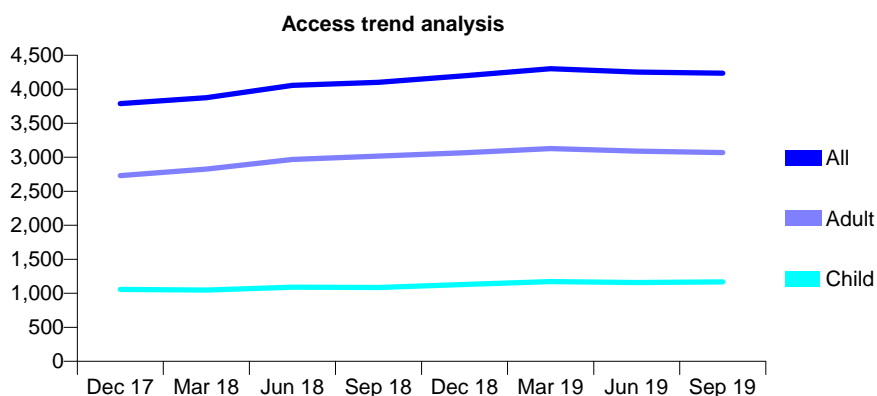
Q61 - Vital Signs At a Glance Contract Report for 147990/0001 - September 2019

Name or company name	Mr CC Bailie & Mr JG Mallon
Contract type name	GDS Contract
Purpose of contract	General
Contract start date	01/11/2011
Contract end date	

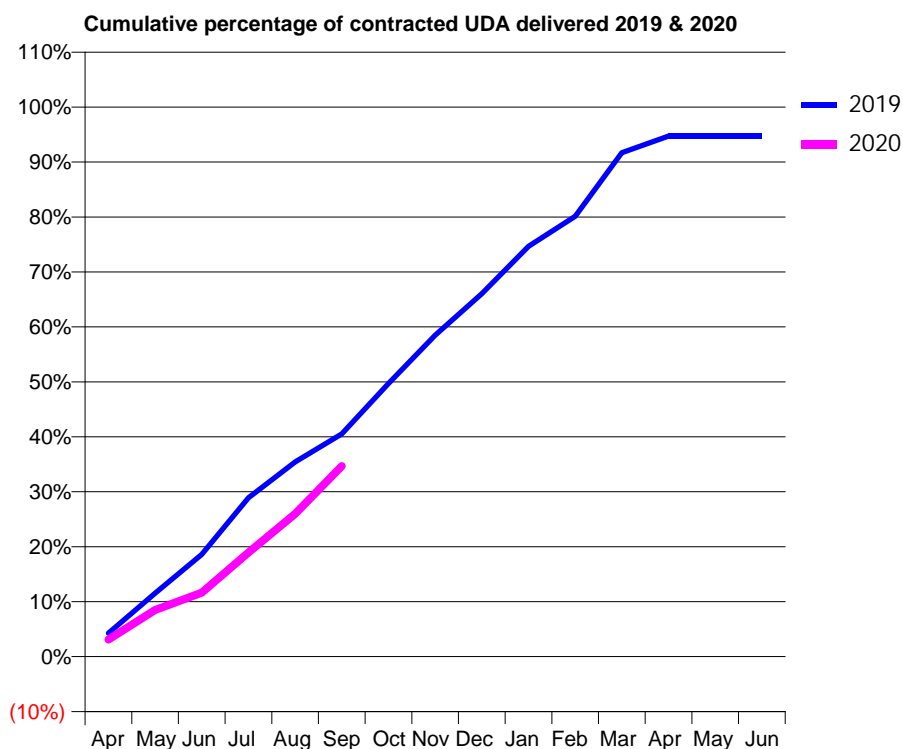
19/20 Contracted general activity (UDA)	11,605
Carry forward general activity (UDA)	0
19/20 Contracted orthodontic activity (UOA)	0
Carry forward orthodontic activity (UOA)	0
Baseline contract value	£305,714.15

ACCESS*

Patients seen in 24 months	Total	Change since previous quarter
Quarter ending September 2018	4,102	
Quarter ending December 2018	4,199	↑
Quarter ending March 2019	4,302	↑
Quarter ending June 2019	4,251	↓
Quarter ending September 2019	4,237	→
Variance since September 2018	3.3%	↑



ACTIVITY



Month	Adjusted Scheduled Activity (UDA)	
	2019	2020
April	496	358
May	1,341	987
June	2,157	1,351
July	3,355	2,198
August	4,110	3,018
September	4,706	4,023
October	5,765	
November	6,787	
December	7,664	
January	8,663	
February	9,302	
March	10,641	
April	10,994	
May	10,994	
June	10,994	

QUALITY

	Quantity	Base Number	Contract	AT	Region	England
% of FP17s for the same patient ID Re-attending within 3 months - Children	54	611	8.8%	11.1%	12.0%	11.5%
% of FP17s for the same patient ID Re-attending within 3 months - Adults	261	1,413	18.5%	16.6%	17.2%	15.4%
% of FP17s for the same patient ID Re-attending between 3 & 9 months - Children	238	611	39.0%	45.5%	49.4%	59.7%
% of FP17s for the same patient ID Re-attending between 3 & 9 months - Adults	409	1,413	28.9%	37.1%	39.2%	51.7%
% of FP17s for Band 1 Urgent Courses	410	1,854	22.1%	11.3%	11.0%	9.2%
% of FP17s Relating to Free Repair or Replacements	2	1,854	0.1%	0.5%	0.5%	0.7%
% of FP17s Relating to Continuations	2	1,854	0.1%	0.7%	0.7%	0.8%
% of Patients satisfied with the dentistry they have received	0	0	N/A	91.5%	90.9%	93.5%
% of Patients satisfied with the time they had to wait for an appointment	0	0	N/A	80.9%	83.7%	87.4%

* This is based on patients treated on this contract for their most recent course of treatment. Figures in italics indicate the base number of FP17s or Patient Questionnaire responses are less than 100. N/A is shown where the base number of responses is less than 10 during the period. % is calculated as Quantity/Base number*100

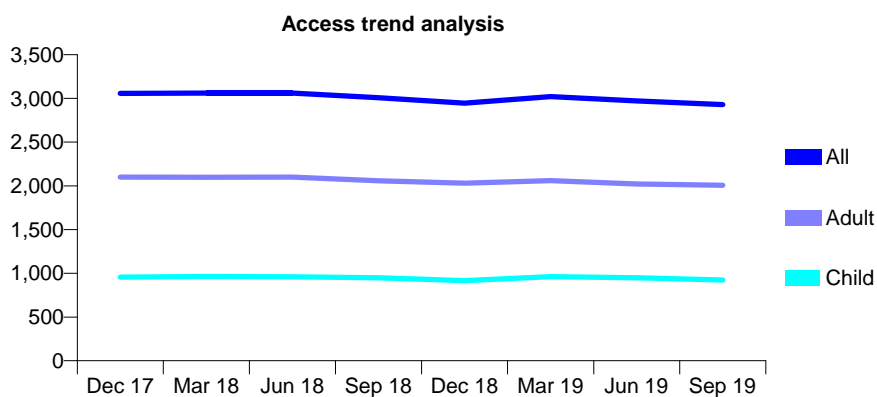
Q61 - Vital Signs At a Glance Contract Report for 148121/0001 - September 2019

Name or company name	Belmont Dental Practice
Contract type name	GDS Contract
Purpose of contract	General
Contract start date	16/04/2007
Contract end date	

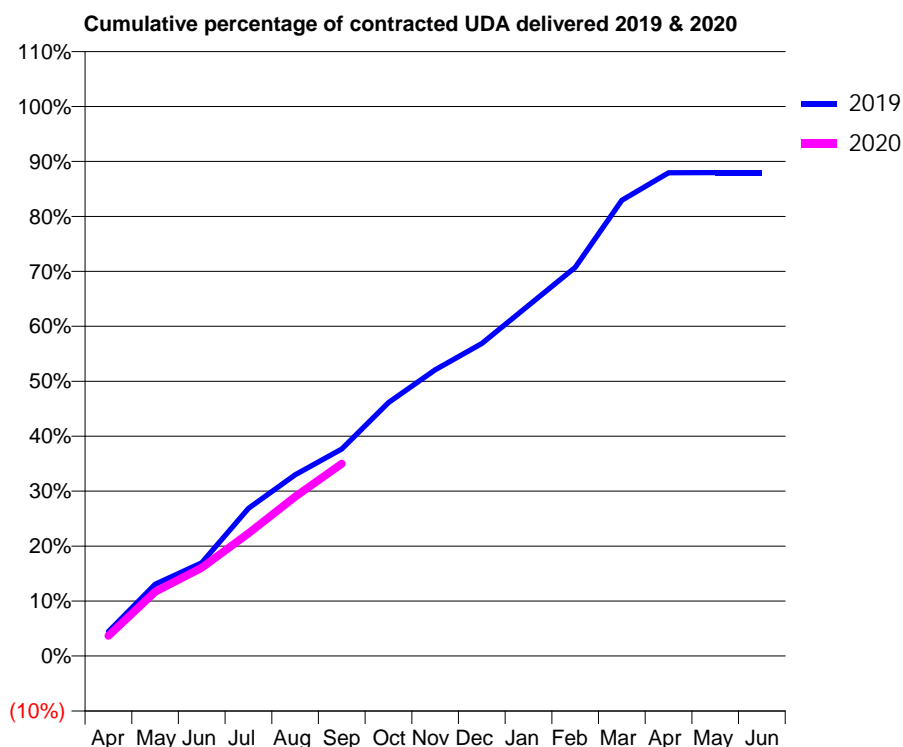
19/20 Contracted general activity (UDA)	9,226
Carry forward general activity (UDA)	0
19/20 Contracted orthodontic activity (UOA)	0
Carry forward orthodontic activity (UOA)	0
Baseline contract value	£252,788.96

ACCESS*

Patients seen in 24 months	Total	Change since previous quarter
Quarter ending September 2018	3,008	
Quarter ending December 2018	2,946	↓
Quarter ending March 2019	3,021	↑
Quarter ending June 2019	2,971	↓
Quarter ending September 2019	2,929	↓
Variance since September 2018	(2.6%)	↓



ACTIVITY



Month	Adjusted Scheduled Activity (UDA)	
	2019	2020
April	410	341
May	1,206	1,081
June	1,566	1,483
July	2,480	2,061
August	3,045	2,675
September	3,476	3,228
October	4,255	
November	4,806	
December	5,247	
January	5,885	
February	6,525	
March	7,652	
April	8,112	
May	8,114	
June	8,114	

QUALITY

	Quantity	Base Number	Contract	AT	Region	England
% of FP17s for the same patient ID Re-attending within 3 months - Children	81	526	15.4%	11.1%	12.0%	11.5%
% of FP17s for the same patient ID Re-attending within 3 months - Adults	190	967	19.6%	16.6%	17.2%	15.4%
% of FP17s for the same patient ID Re-attending between 3 & 9 months - Children	189	526	35.9%	45.5%	49.4%	59.7%
% of FP17s for the same patient ID Re-attending between 3 & 9 months - Adults	219	967	22.6%	37.1%	39.2%	51.7%
% of FP17s for Band 1 Urgent Courses	268	1,335	20.1%	11.3%	11.0%	9.2%
% of FP17s Relating to Free Repair or Replacements	4	1,335	0.3%	0.5%	0.5%	0.7%
% of FP17s Relating to Continuations	20	1,335	1.5%	0.7%	0.7%	0.8%
% of Patients satisfied with the dentistry they have received	1	1	N/A	91.5%	90.9%	93.5%
% of Patients satisfied with the time they had to wait for an appointment	0	1	N/A	80.9%	83.7%	87.4%

* This is based on patients treated on this contract for their most recent course of treatment. Figures in italics indicate the base number of FP17s or Patient Questionnaire responses are less than 100. N/A is shown where the base number of responses is less than 10 during the period. % is calculated as Quantity/Base number*100

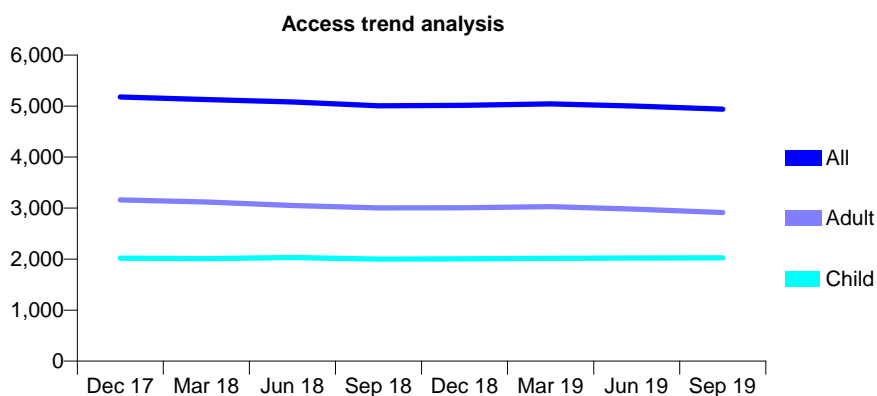
Q61 - Vital Signs At a Glance Contract Report for 149578/0001 - September 2019

Name or company name	Dentasmile Ltd
Contract type name	GDS Contract
Purpose of contract	General
Contract start date	11/11/2012
Contract end date	

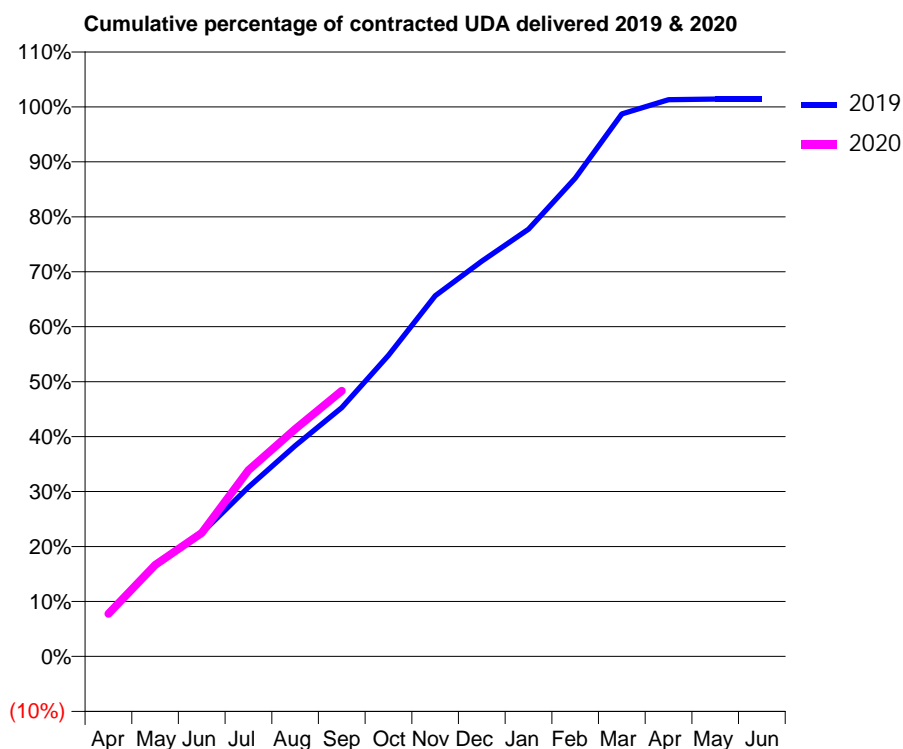
19/20 Contracted general activity (UDA)	19,880
Carry forward general activity (UDA)	-281
19/20 Contracted orthodontic activity (UOA)	0
Carry forward orthodontic activity (UOA)	0
Baseline contract value	£602,659.53

ACCESS*

Patients seen in 24 months	Total	Change since previous quarter
Quarter ending September 2018	5,005	
Quarter ending December 2018	5,015	→
Quarter ending March 2019	5,043	→
Quarter ending June 2019	5,000	→
Quarter ending September 2019	4,939	↓
Variance since September 2018	(1.3%)	↓



ACTIVITY



Month	2019	2020
April	1,569	1,545
May	3,275	3,309
June	4,459	4,470
July	6,124	6,738
August	7,622	8,223
September	8,999	9,609
October	10,888	
November	13,048	
December	14,297	
January	15,453	
February	17,300	
March	19,622	
April	20,141	
May	20,161	
June	20,161	

QUALITY

	Quantity	Base Number	Contract	AT	Region	England
% of FP17s for the same patient ID Re-attending within 3 months - Children	116	1,299	8.9%	11.1%	12.0%	11.5%
% of FP17s for the same patient ID Re-attending within 3 months - Adults	259	1,650	15.7%	16.6%	17.2%	15.4%
% of FP17s for the same patient ID Re-attending between 3 & 9 months - Children	615	1,299	47.3%	45.5%	49.4%	59.7%
% of FP17s for the same patient ID Re-attending between 3 & 9 months - Adults	722	1,650	43.8%	37.1%	39.2%	51.7%
% of FP17s for Band 1 Urgent Courses	162	2,808	5.8%	11.3%	11.0%	9.2%
% of FP17s Relating to Free Repair or Replacements	21	2,808	0.7%	0.5%	0.5%	0.7%
% of FP17s Relating to Continuations	3	2,808	0.1%	0.7%	0.7%	0.8%
% of Patients satisfied with the dentistry they have received	1	1	N/A	91.5%	90.9%	93.5%
% of Patients satisfied with the time they had to wait for an appointment	0	1	N/A	80.9%	83.7%	87.4%

* This is based on patients treated on this contract for their most recent course of treatment. Figures in italics indicate the base number of FP17s or Patient Questionnaire responses are less than 100. N/A is shown where the base number of responses is less than 10 during the period. % is calculated as Quantity/Base number*100

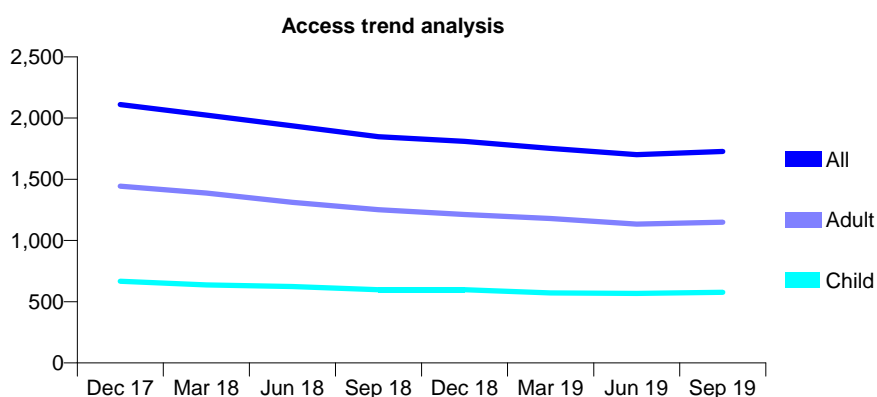
Q61 - Vital Signs At a Glance Contract Report for 150053/0001 - September 2019

Name or company name	Malli and Donnelly Dental Partnership
Contract type name	GDS Contract
Purpose of contract	General
Contract start date	01/07/2010
Contract end date	

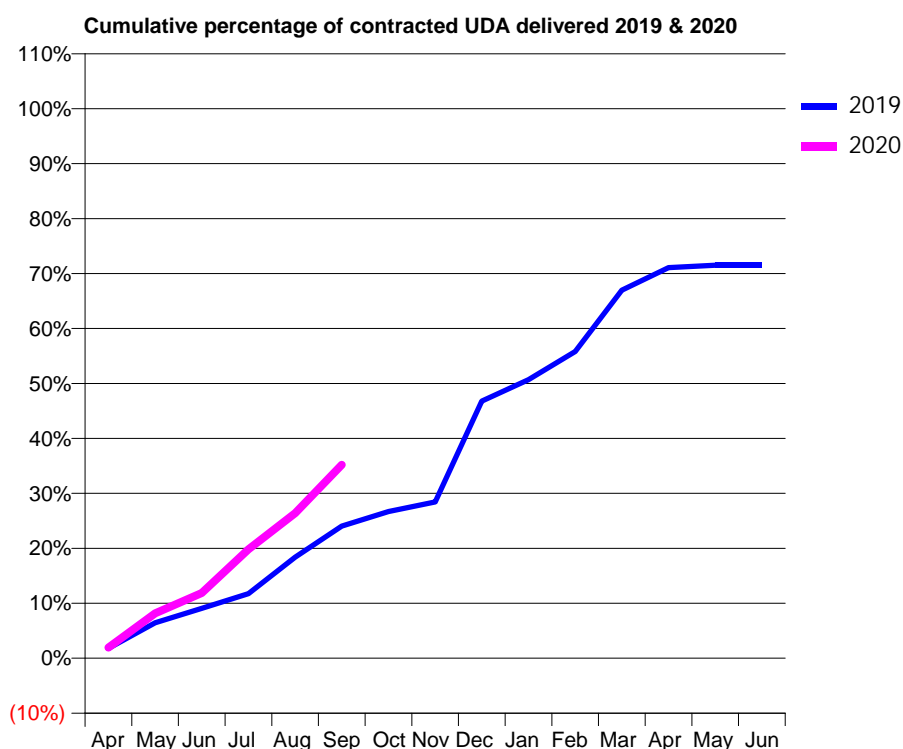
19/20 Contracted general activity (UDA)	6,403
Carry forward general activity (UDA)	0
19/20 Contracted orthodontic activity (UOA)	0
Carry forward orthodontic activity (UOA)	0
Baseline contract value	£226,470.70

ACCESS*

Patients seen in 24 months	Total	Change since previous quarter
Quarter ending September 2018	1,848	
Quarter ending December 2018	1,810	↓
Quarter ending March 2019	1,752	↓
Quarter ending June 2019	1,701	↓
Quarter ending September 2019	1,727	→
Variance since September 2018	(6.5%)	↓



ACTIVITY



Adjusted Scheduled Activity (UDA)		
Month	2019	2020
April	114	124
May	412	523
June	580	760
July	753	1,269
August	1,179	1,689
September	1,540	2,254
October	1,711	
November	1,821	
December	2,995	
January	3,245	
February	3,574	
March	4,288	
April	4,550	
May	4,578	
June	4,578	

QUALITY

	Quantity	Base Number	Contract	AT	Region	England
% of FP17s for the same patient ID Re-attending within 3 months - Children	20	339	5.9%	11.1%	12.0%	11.5%
% of FP17s for the same patient ID Re-attending within 3 months - Adults	102	652	15.6%	16.6%	17.2%	15.4%
% of FP17s for the same patient ID Re-attending between 3 & 9 months - Children	126	339	37.2%	45.5%	49.4%	59.7%
% of FP17s for the same patient ID Re-attending between 3 & 9 months - Adults	209	652	32.1%	37.1%	39.2%	51.7%
% of FP17s for Band 1 Urgent Courses	133	911	14.6%	11.3%	11.0%	9.2%
% of FP17s Relating to Free Repair or Replacements	2	911	0.2%	0.5%	0.5%	0.7%
% of FP17s Relating to Continuations	0	911	0.0%	0.7%	0.7%	0.8%
% of Patients satisfied with the dentistry they have received	1	1	N/A	91.5%	90.9%	93.5%
% of Patients satisfied with the time they had to wait for an appointment	1	1	N/A	80.9%	83.7%	87.4%

* This is based on patients treated on this contract for their most recent course of treatment.

Figures in italics indicate the base number of FP17s or Patient Questionnaire responses are less than 100. N/A is shown where the base number of responses is less than 10 during the period. % is calculated as Quantity/Base number*100

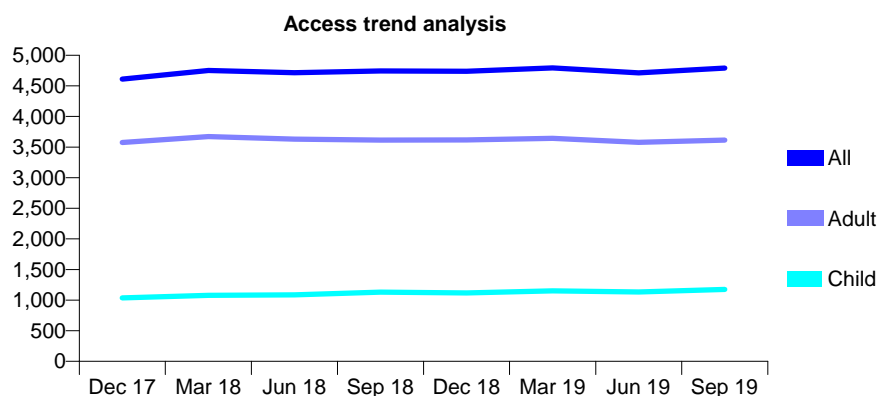
Q61 - Vital Signs At a Glance Contract Report for 150061/0001 - September 2019

Name or company name	The Garden Dental Practice
Contract type name	GDS Contract
Purpose of contract	General
Contract start date	01/07/2008
Contract end date	

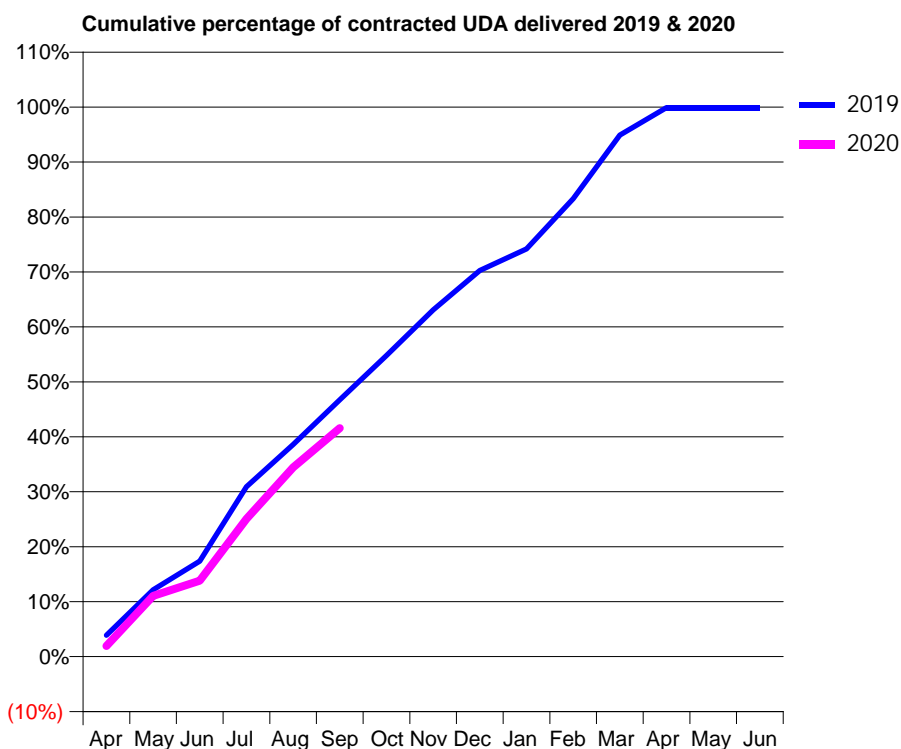
19/20 Contracted general activity (UDA)	14,522
Carry forward general activity (UDA)	17
19/20 Contracted orthodontic activity (UOA)	0
Carry forward orthodontic activity (UOA)	0
Baseline contract value	£404,617.87

ACCESS*

Patients seen in 24 months	Total	Change since previous quarter
Quarter ending September 2018	4,745	
Quarter ending December 2018	4,737	→
Quarter ending March 2019	4,795	→
Quarter ending June 2019	4,712	↓
Quarter ending September 2019	4,791	→
Variance since September 2018	1.0%	→



ACTIVITY



Month	Adjusted Scheduled Activity (UDA)	
	2019	2020
April	564	282
May	1,768	1,604
June	2,524	2,009
July	4,488	3,640
August	5,605	5,001
September	6,787	6,040
October	7,959	
November	9,166	
December	10,205	
January	10,776	
February	12,105	
March	13,780	
April	14,507	
May	14,506	
June	14,505	

QUALITY

	Quantity	Base Number	Contract	AT	Region	England
% of FP17s for the same patient ID Re-attending within 3 months - Children	21	656	3.2%	11.1%	12.0%	11.5%
% of FP17s for the same patient ID Re-attending within 3 months - Adults	107	1,575	6.8%	16.6%	17.2%	15.4%
% of FP17s for the same patient ID Re-attending between 3 & 9 months - Children	293	656	44.7%	45.5%	49.4%	59.7%
% of FP17s for the same patient ID Re-attending between 3 & 9 months - Adults	489	1,575	31.0%	37.1%	39.2%	51.7%
% of FP17s for Band 1 Urgent Courses	174	2,015	8.6%	11.3%	11.0%	9.2%
% of FP17s Relating to Free Repair or Replacements	1	2,015	0.0%	0.5%	0.5%	0.7%
% of FP17s Relating to Continuations	0	2,015	0.0%	0.7%	0.7%	0.8%
% of Patients satisfied with the dentistry they have received	0	0	N/A	91.5%	90.9%	93.5%
% of Patients satisfied with the time they had to wait for an appointment	0	0	N/A	80.9%	83.7%	87.4%

* This is based on patients treated on this contract for their most recent course of treatment. Figures in italics indicate the base number of FP17s or Patient Questionnaire responses are less than 100. N/A is shown where the base number of responses is less than 10 during the period. % is calculated as Quantity/Base number*100

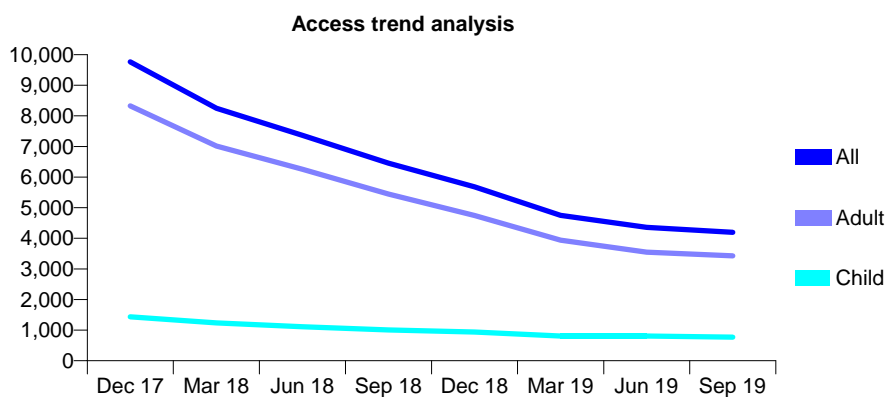
Q61 - Vital Signs At a Glance Contract Report for 150525/0001 - September 2019

Name or company name	The Nightingale Clinic
Contract type name	GDS Contract
Purpose of contract	General
Contract start date	05/09/2014
Contract end date	

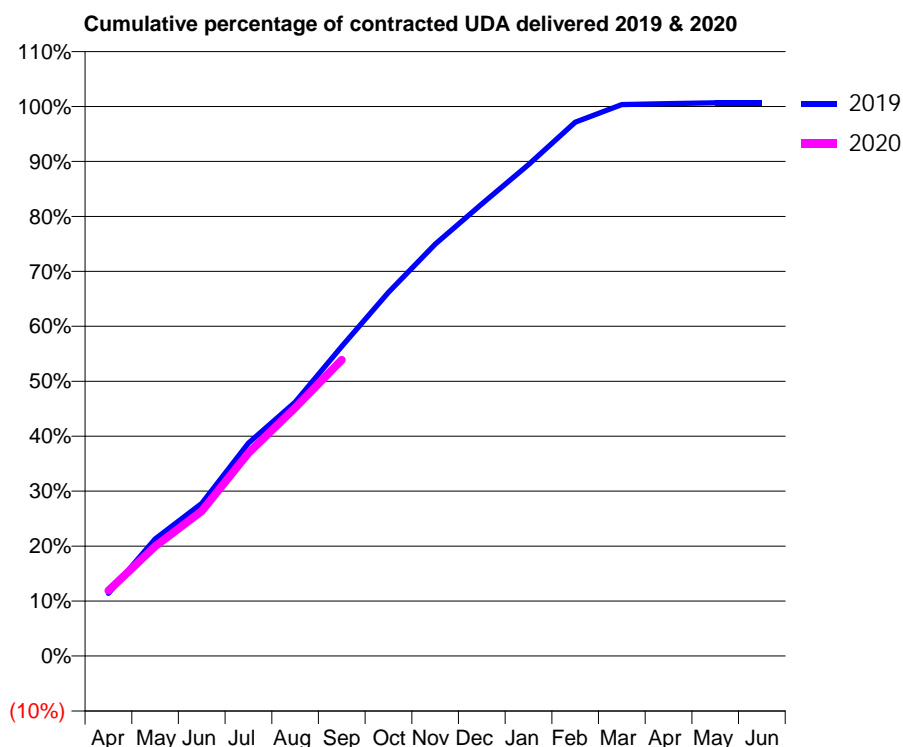
19/20 Contracted general activity (UDA)	25,573
Carry forward general activity (UDA)	0
19/20 Contracted orthodontic activity (UOA)	0
Carry forward orthodontic activity (UOA)	0
Baseline contract value	£1,568,908.86

ACCESS*

Patients seen in 24 months	Total	Change since previous quarter
Quarter ending September 2018	6,454	
Quarter ending December 2018	5,681	↓
Quarter ending March 2019	4,750	↓
Quarter ending June 2019	4,361	↓
Quarter ending September 2019	4,200	↓
Variance since September 2018	(34.9%)	↓



ACTIVITY



Month	Adjusted Scheduled Activity (UDA)	
	2019	2020
April	2,920	3,045
May	5,444	5,105
June	7,100	6,742
July	9,908	9,447
August	11,817	11,558
September	14,409	13,779
October	16,925	
November	19,167	
December	21,037	
January	22,866	
February	24,836	
March	25,659	
April	25,708	
May	25,742	
June	25,743	

QUALITY

	Quantity	Base Number	Contract	AT	Region	England
% of FP17s for the same patient ID Re-attending within 3 months - Children	5	698	0.7%	11.1%	12.0%	11.5%
% of FP17s for the same patient ID Re-attending within 3 months - Adults	28	4,496	0.6%	16.6%	17.2%	15.4%
% of FP17s for the same patient ID Re-attending between 3 & 9 months - Children	16	698	2.3%	45.5%	49.4%	59.7%
% of FP17s for the same patient ID Re-attending between 3 & 9 months - Adults	25	4,496	0.6%	37.1%	39.2%	51.7%
% of FP17s for Band 1 Urgent Courses	13	5,048	0.3%	11.3%	11.0%	9.2%
% of FP17s Relating to Free Repair or Replacements	0	5,048	0.0%	0.5%	0.5%	0.7%
% of FP17s Relating to Continuations	3	5,048	0.1%	0.7%	0.7%	0.8%
% of Patients satisfied with the dentistry they have received	0	0	N/A	91.5%	90.9%	93.5%
% of Patients satisfied with the time they had to wait for an appointment	0	0	N/A	80.9%	83.7%	87.4%

* This is based on patients treated on this contract for their most recent course of treatment. Figures in italics indicate the base number of FP17s or Patient Questionnaire responses are less than 100. N/A is shown where the base number of responses is less than 10 during the period. % is calculated as Quantity/Base number*100

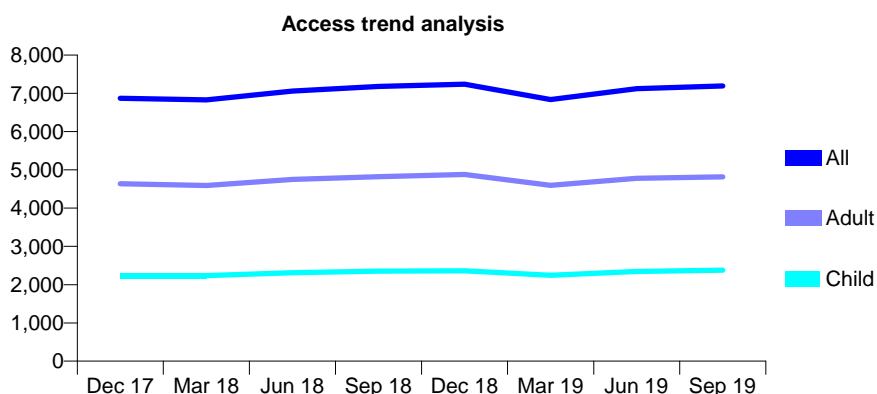
Q61 - Vital Signs At a Glance Contract Report for 151297/0001 - September 2019

Name or company name	Newham Family Dental Care Ltd
Contract type name	GDS Contract
Purpose of contract	General
Contract start date	01/04/2009
Contract end date	

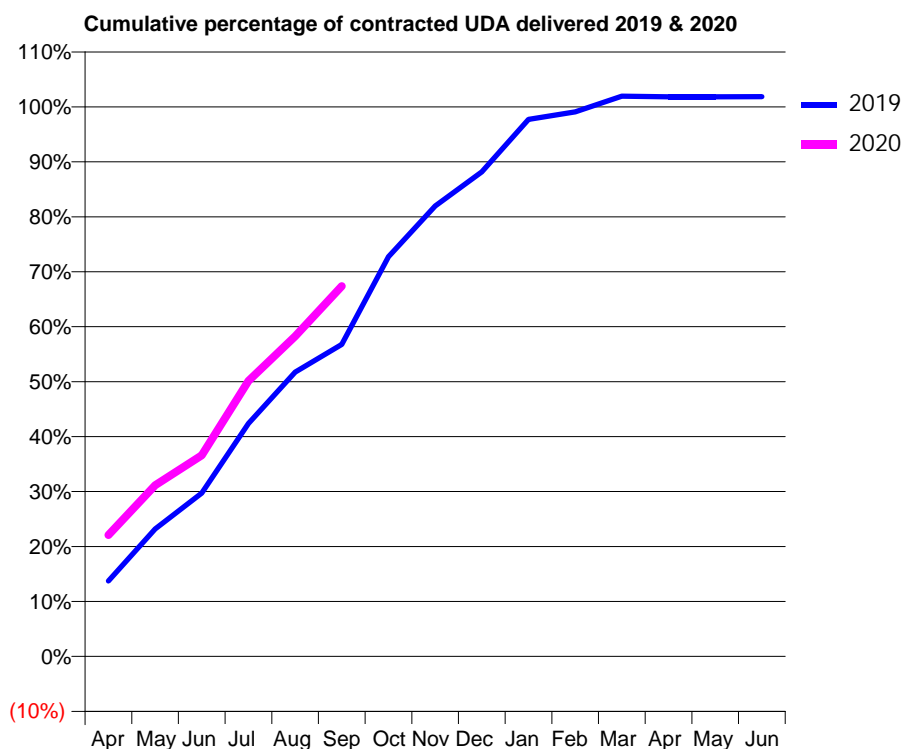
19/20 Contracted general activity (UDA)	17,579
Carry forward general activity (UDA)	-325
19/20 Contracted orthodontic activity (UOA)	0
Carry forward orthodontic activity (UOA)	0
Baseline contract value	£467,228.14

ACCESS*

Patients seen in 24 months	Total	Change since previous quarter
Quarter ending September 2018	7,178	
Quarter ending December 2018	7,238	→
Quarter ending March 2019	6,837	↓
Quarter ending June 2019	7,124	↑
Quarter ending September 2019	7,193	→
Variance since September 2018	0.2%	→



ACTIVITY



Month	Adjusted Scheduled Activity (UDA)	
	2019	2020
April	2,414	3,882
May	4,075	5,477
June	5,223	6,436
July	7,452	8,815
August	9,095	10,239
September	9,979	11,845
October	12,788	
November	14,408	
December	15,500	
January	17,177	
February	17,418	
March	17,918	
April	17,903	
May	17,903	
June	17,904	

QUALITY

	Quantity	Base Number	Contract	AT	Region	England
% of FP17s for the same patient ID Re-attending within 3 months - Children	162	1,747	9.3%	11.1%	12.0%	11.5%
% of FP17s for the same patient ID Re-attending within 3 months - Adults	308	2,788	11.0%	16.6%	17.2%	15.4%
% of FP17s for the same patient ID Re-attending between 3 & 9 months - Children	611	1,747	35.0%	45.5%	49.4%	59.7%
% of FP17s for the same patient ID Re-attending between 3 & 9 months - Adults	912	2,788	32.7%	37.1%	39.2%	51.7%
% of FP17s for Band 1 Urgent Courses	429	4,484	9.6%	11.3%	11.0%	9.2%
% of FP17s Relating to Free Repair or Replacements	47	4,484	1.0%	0.5%	0.5%	0.7%
% of FP17s Relating to Continuations	11	4,484	0.2%	0.7%	0.7%	0.8%
% of Patients satisfied with the dentistry they have received	0	0	N/A	91.5%	90.9%	93.5%
% of Patients satisfied with the time they had to wait for an appointment	0	0	N/A	80.9%	83.7%	87.4%

* This is based on patients treated on this contract for their most recent course of treatment. Figures in italics indicate the base number of FP17s or Patient Questionnaire responses are less than 100. N/A is shown where the base number of responses is less than 10 during the period. % is calculated as Quantity/Base number*100

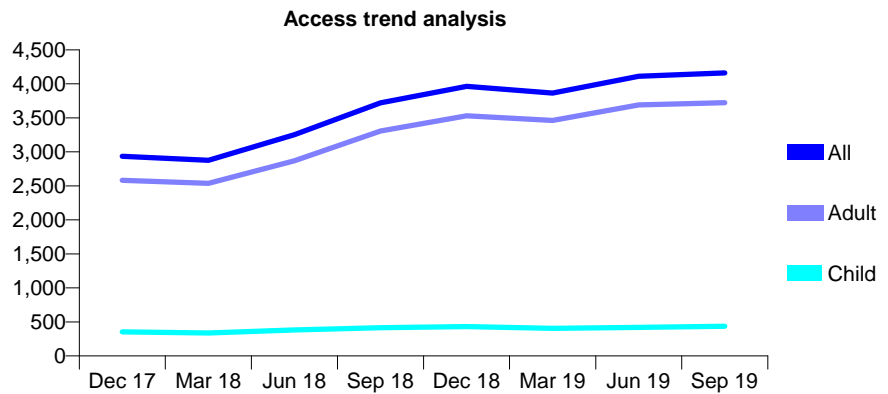
Q61 - Vital Signs At a Glance Contract Report for 151297/0002 - September 2019

Name or company name	Newham Family Dental Care Ltd
Contract type name	PDS Contract
Purpose of contract	General
Contract start date	01/04/2014
Contract end date	31/03/2024

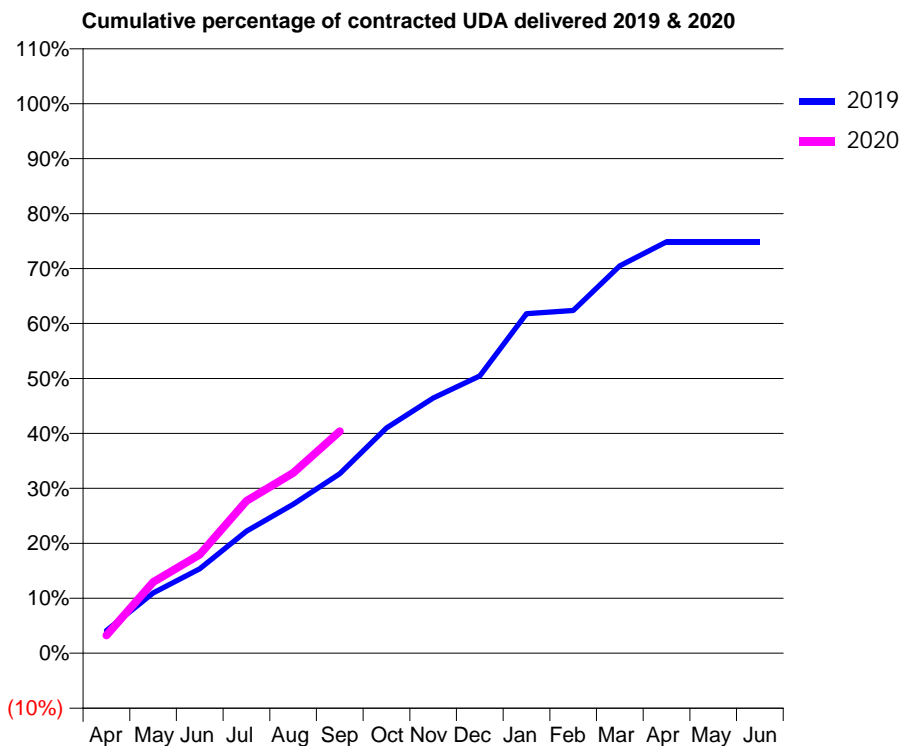
19/20 Contracted general activity (UDA)	8,649
Carry forward general activity (UDA)	0
19/20 Contracted orthodontic activity (UOA)	0
Carry forward orthodontic activity (UOA)	0
Baseline contract value	£459,946.39

ACCESS*

Patients seen in 24 months	Total	Change since previous quarter
Quarter ending September 2018	3,721	
Quarter ending December 2018	3,963	↑
Quarter ending March 2019	3,865	↓
Quarter ending June 2019	4,113	↑
Quarter ending September 2019	4,162	→
Variance since September 2018	11.9%	↑



ACTIVITY



Month	2019	2020
April	357	283
May	949	1,119
June	1,329	1,552
July	1,921	2,398
August	2,344	2,839
September	2,824	3,494
October	3,545	
November	4,016	
December	4,364	
January	5,345	
February	5,394	
March	6,097	
April	6,475	
May	6,475	
June	6,475	

QUALITY

	Quantity	Base Number	Contract	AT	Region	England
% of FP17s for the same patient ID Re-attending within 3 months - Children	17	478	3.6%	11.1%	12.0%	11.5%
% of FP17s for the same patient ID Re-attending within 3 months - Adults	126	2,748	4.6%	16.6%	17.2%	15.4%
% of FP17s for the same patient ID Re-attending between 3 & 9 months - Children	4	478	0.8%	45.5%	49.4%	59.7%
% of FP17s for the same patient ID Re-attending between 3 & 9 months - Adults	58	2,748	2.1%	37.1%	39.2%	51.7%
% of FP17s for Band 1 Urgent Courses	2,893	2,900	99.8%	11.3%	11.0%	9.2%
% of FP17s Relating to Free Repair or Replacements	0	2,900	0.0%	0.5%	0.5%	0.7%
% of FP17s Relating to Continuations	0	2,900	0.0%	0.7%	0.7%	0.8%
% of Patients satisfied with the dentistry they have received	1	1	N/A	91.5%	90.9%	93.5%
% of Patients satisfied with the time they had to wait for an appointment	1	1	N/A	80.9%	83.7%	87.4%

* This is based on patients treated on this contract for their most recent course of treatment. Figures in italics indicate the base number of FP17s or Patient Questionnaire responses are less than 100. N/A is shown where the base number of responses is less than 10 during the period. % is calculated as Quantity/Base number*100

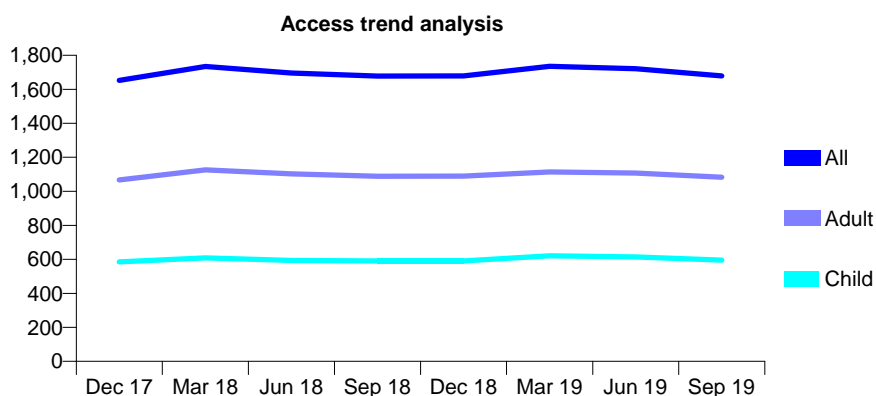
Q61 - Vital Signs At a Glance Contract Report for 153338/0001 - September 2019

Name or company name	Orchard Dental Practice
Contract type name	GDS Contract
Purpose of contract	General
Contract start date	01/07/2015
Contract end date	

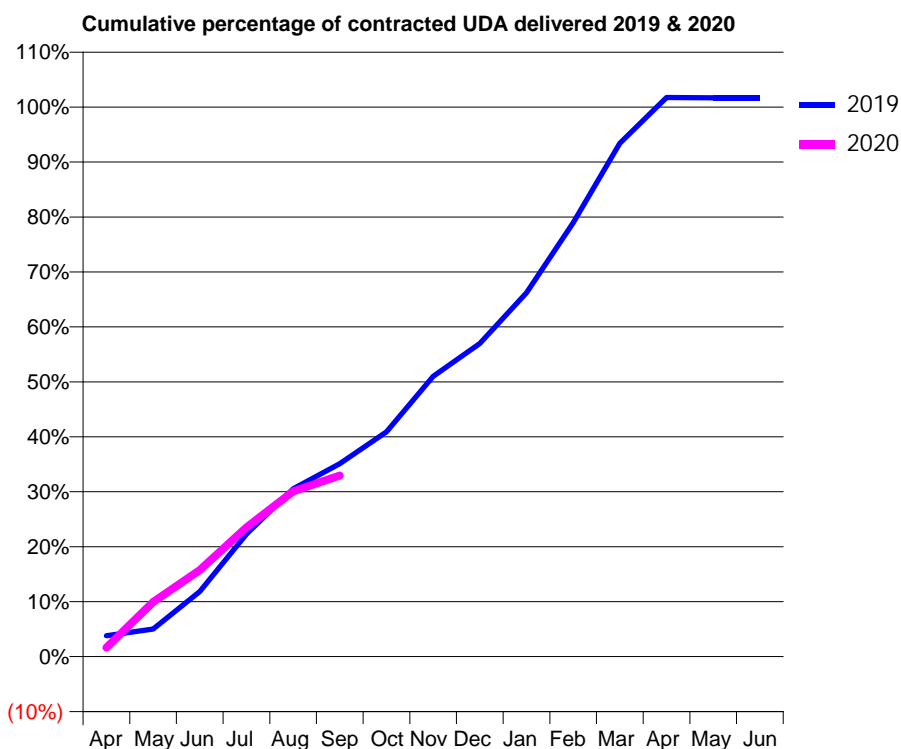
19/20 Contracted general activity (UDA)	4,645
Carry forward general activity (UDA)	-77
19/20 Contracted orthodontic activity (UOA)	0
Carry forward orthodontic activity (UOA)	0
Baseline contract value	£168,255.19

ACCESS*

Patients seen in 24 months	Total	Change since previous quarter
Quarter ending September 2018	1,678	
Quarter ending December 2018	1,679	→
Quarter ending March 2019	1,735	↑
Quarter ending June 2019	1,721	→
Quarter ending September 2019	1,679	↓
Variance since September 2018	0.1%	→



ACTIVITY



Month	Adjusted Scheduled Activity (UDA)	
	2019	2020
April	176	77
May	234	462
June	551	731
July	1,036	1,093
August	1,419	1,397
September	1,630	1,531
October	1,900	
November	2,369	
December	2,647	
January	3,075	
February	3,668	
March	4,340	
April	4,726	
May	4,722	
June	4,722	

QUALITY

	Quantity	Base Number	Contract	AT	Region	England
% of FP17s for the same patient ID Re-attending within 3 months - Children	21	336	6.3%	11.1%	12.0%	11.5%
% of FP17s for the same patient ID Re-attending within 3 months - Adults	111	592	18.8%	16.6%	17.2%	15.4%
% of FP17s for the same patient ID Re-attending between 3 & 9 months - Children	195	336	58.0%	45.5%	49.4%	59.7%
% of FP17s for the same patient ID Re-attending between 3 & 9 months - Adults	259	592	43.8%	37.1%	39.2%	51.7%
% of FP17s for Band 1 Urgent Courses	126	756	16.7%	11.3%	11.0%	9.2%
% of FP17s Relating to Free Repair or Replacements	5	756	0.7%	0.5%	0.5%	0.7%
% of FP17s Relating to Continuations	4	756	0.5%	0.7%	0.7%	0.8%
% of Patients satisfied with the dentistry they have received	1	1	N/A	91.5%	90.9%	93.5%
% of Patients satisfied with the time they had to wait for an appointment	1	1	N/A	80.9%	83.7%	87.4%

* This is based on patients treated on this contract for their most recent course of treatment. Figures in italics indicate the base number of FP17s or Patient Questionnaire responses are less than 100. N/A is shown where the base number of responses is less than 10 during the period. % is calculated as Quantity/Base number*100

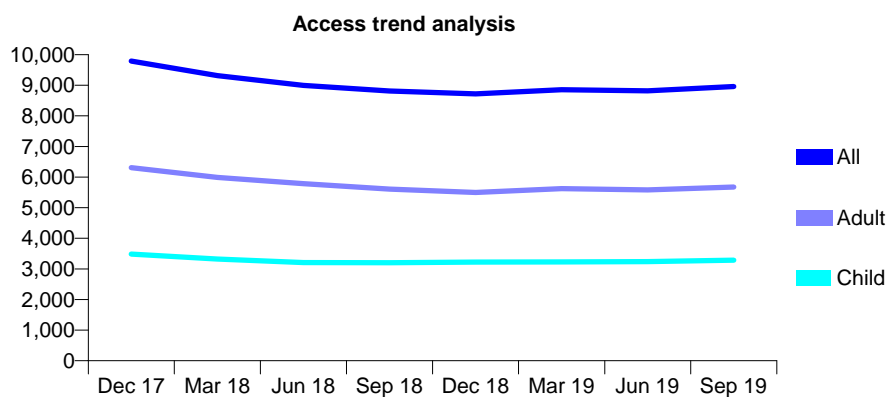
Q61 - Vital Signs At a Glance Contract Report for 153710/0001 - September 2019

Name or company name	Inspire Dental Dagenham Ltd
Contract type name	GDS Contract
Purpose of contract	General and Orthodontic
Contract start date	01/12/2007
Contract end date	

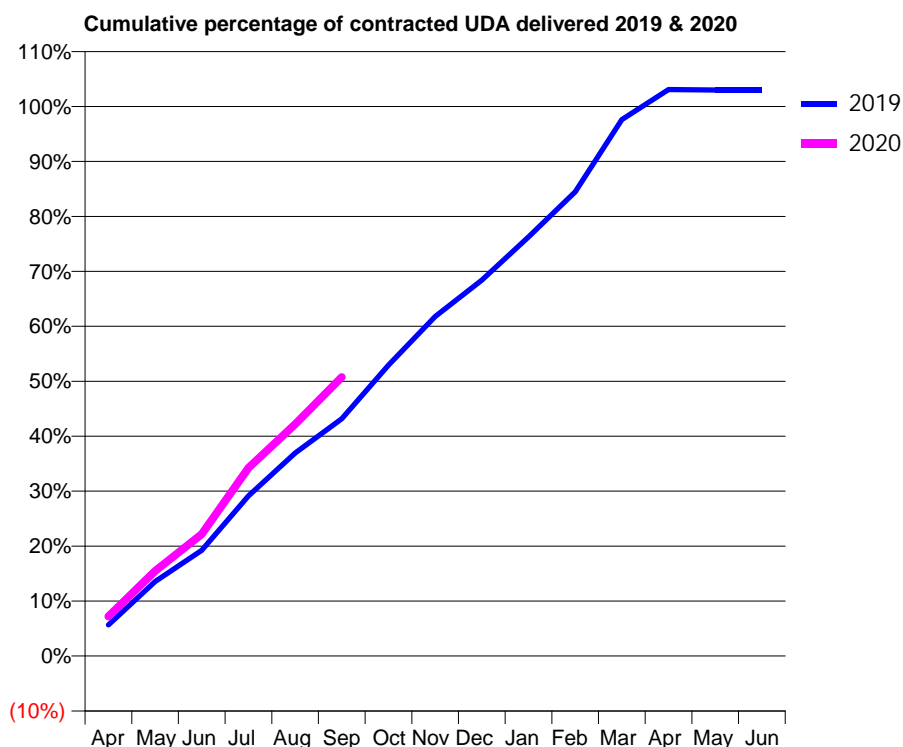
19/20 Contracted general activity (UDA)	28,268
Carry forward general activity (UDA)	-565
19/20 Contracted orthodontic activity (UOA)	2,513
Carry forward orthodontic activity (UOA)	-25
Baseline contract value	£952,750.97

ACCESS*

Patients seen in 24 months	Total	Change since previous quarter
Quarter ending September 2018	8,813	
Quarter ending December 2018	8,719	↓
Quarter ending March 2019	8,857	→
Quarter ending June 2019	8,819	→
Quarter ending September 2019	8,962	→
Variance since September 2018	1.7%	→



ACTIVITY



Month	Adjusted Scheduled Activity (UDA)	
	2019	2020
April	1,604	2,042
May	3,830	4,381
June	5,439	6,272
July	8,238	9,676
August	10,446	11,923
September	12,208	14,345
October	14,963	
November	17,469	
December	19,336	
January	21,557	
February	23,875	
March	27,589	
April	29,135	
May	29,119	
June	29,110	

QUALITY

	Quantity	Base Number	Contract	AT	Region	England
% of FP17s for the same patient ID Re-attending within 3 months - Children	197	2,521	7.8%	11.1%	12.0%	11.5%
% of FP17s for the same patient ID Re-attending within 3 months - Adults	435	3,548	12.3%	16.6%	17.2%	15.4%
% of FP17s for the same patient ID Re-attending between 3 & 9 months - Children	1,477	2,521	58.6%	45.5%	49.4%	59.7%
% of FP17s for the same patient ID Re-attending between 3 & 9 months - Adults	1,623	3,548	45.7%	37.1%	39.2%	51.7%
% of FP17s for Band 1 Urgent Courses	282	5,480	5.1%	11.3%	11.0%	9.2%
% of FP17s Relating to Free Repair or Replacements	26	5,480	0.5%	0.5%	0.5%	0.7%
% of FP17s Relating to Continuations	21	5,480	0.4%	0.7%	0.7%	0.8%
% of Patients satisfied with the dentistry they have received	3	3	N/A	91.5%	90.9%	93.5%
% of Patients satisfied with the time they had to wait for an appointment	2	3	N/A	80.9%	83.7%	87.4%

* This is based on patients treated on this contract for their most recent course of treatment. Figures in italics indicate the base number of FP17s or Patient Questionnaire responses are less than 100. N/A is shown where the base number of responses is less than 10 during the period. % is calculated as Quantity/Base number*100

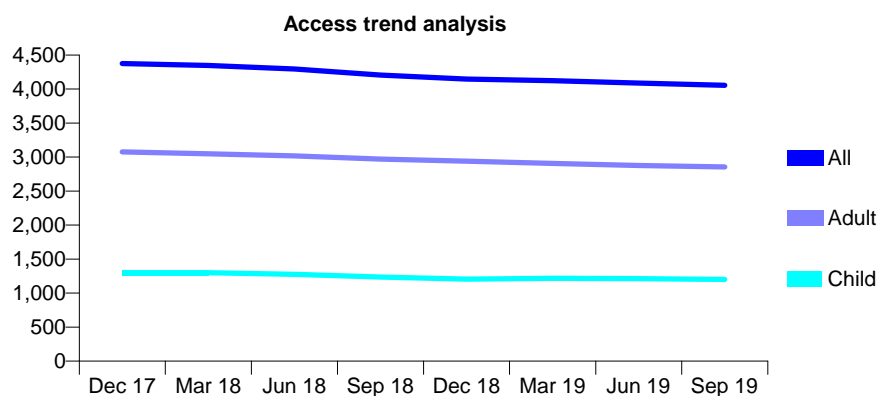
Q61 - Vital Signs At a Glance Contract Report for 158615/0001 - September 2019

Name or company name	Mr R NAidu and Mrs P Naidu
Contract type name	GDS Contract
Purpose of contract	General
Contract start date	01/04/2010
Contract end date	

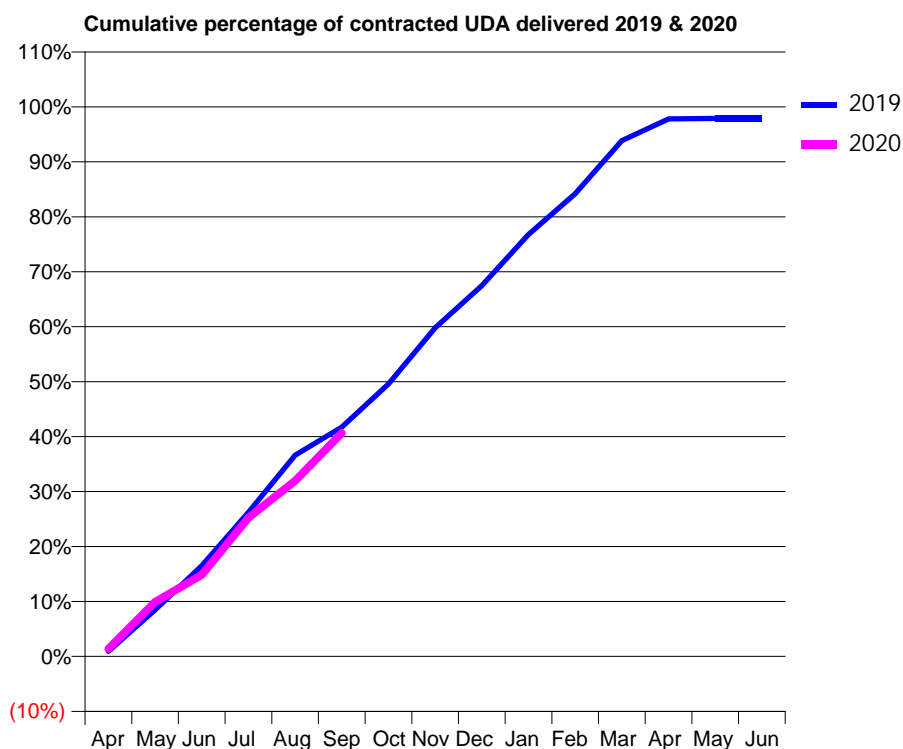
19/20 Contracted general activity (UDA)	12,066
Carry forward general activity (UDA)	253
19/20 Contracted orthodontic activity (UOA)	0
Carry forward orthodontic activity (UOA)	0
Baseline contract value	£337,420.92

ACCESS*

Patients seen in 24 months	Total	Change since previous quarter
Quarter ending September 2018	4,207	
Quarter ending December 2018	4,147	↓
Quarter ending March 2019	4,125	→
Quarter ending June 2019	4,088	→
Quarter ending September 2019	4,056	→
Variance since September 2018	(3.6%)	↓



ACTIVITY



Month	2019	2020
April	113	168
May	1,027	1,196
June	1,989	1,792
July	3,163	3,044
August	4,419	3,859
September	5,035	4,902
October	5,984	
November	7,218	
December	8,138	
January	9,265	
February	10,161	
March	11,324	
April	11,802	
May	11,812	
June	11,812	

QUALITY

	Quantity	Base Number	Contract	AT	Region	England
% of FP17s for the same patient ID Re-attending within 3 months - Children	48	945	5.1%	11.1%	12.0%	11.5%
% of FP17s for the same patient ID Re-attending within 3 months - Adults	170	1,844	9.2%	16.6%	17.2%	15.4%
% of FP17s for the same patient ID Re-attending between 3 & 9 months - Children	536	945	56.7%	45.5%	49.4%	59.7%
% of FP17s for the same patient ID Re-attending between 3 & 9 months - Adults	1,087	1,844	58.9%	37.1%	39.2%	51.7%
% of FP17s for Band 1 Urgent Courses	142	2,598	5.5%	11.3%	11.0%	9.2%
% of FP17s Relating to Free Repair or Replacements	11	2,598	0.4%	0.5%	0.5%	0.7%
% of FP17s Relating to Continuations	8	2,598	0.3%	0.7%	0.7%	0.8%
% of Patients satisfied with the dentistry they have received	0	0	N/A	91.5%	90.9%	93.5%
% of Patients satisfied with the time they had to wait for an appointment	0	0	N/A	80.9%	83.7%	87.4%

* This is based on patients treated on this contract for their most recent course of treatment. Figures in italics indicate the base number of FP17s or Patient Questionnaire responses are less than 100. N/A is shown where the base number of responses is less than 10 during the period. % is calculated as Quantity/Base number*100

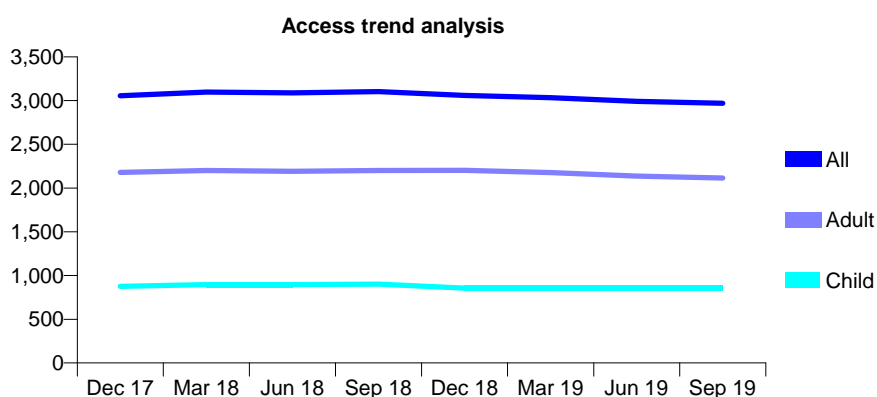
Q61 - Vital Signs At a Glance Contract Report for 158860/0001 - September 2019

Name or company name	Ashish Patel
Contract type name	GDS Contract
Purpose of contract	General
Contract start date	01/11/2015
Contract end date	

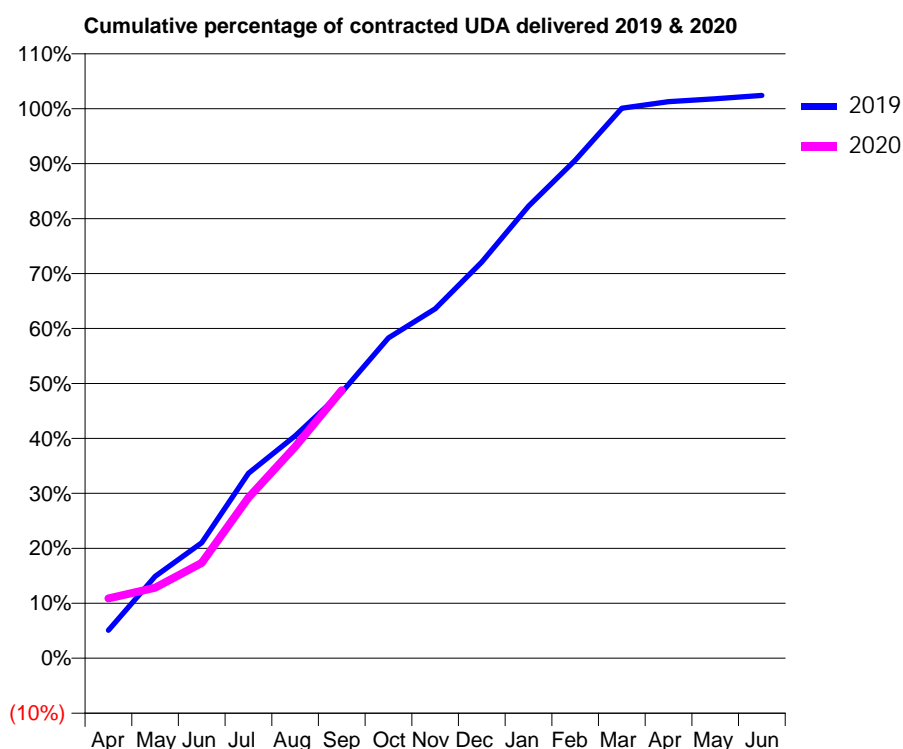
19/20 Contracted general activity (UDA)	6,902
Carry forward general activity (UDA)	-138
19/20 Contracted orthodontic activity (UOA)	0
Carry forward orthodontic activity (UOA)	0
Baseline contract value	£284,394.10

ACCESS*

Patients seen in 24 months	Total	Change since previous quarter
Quarter ending September 2018	3,102	
Quarter ending December 2018	3,058	↓
Quarter ending March 2019	3,033	→
Quarter ending June 2019	2,992	↓
Quarter ending September 2019	2,970	→
Variance since September 2018	(4.3%)	↓



ACTIVITY



Month	2019	2020
April	351	751
May	1,029	885
June	1,450	1,197
July	2,322	2,017
August	2,792	2,658
September	3,340	3,365
October	4,022	
November	4,390	
December	4,976	
January	5,677	
February	6,254	
March	6,908	
April	6,989	
May	7,025	
June	7,068	

QUALITY

	Quantity	Base Number	Contract	AT	Region	England
% of FP17s for the same patient ID Re-attending within 3 months - Children	15	391	3.8%	11.1%	12.0%	11.5%
% of FP17s for the same patient ID Re-attending within 3 months - Adults	98	849	11.5%	16.6%	17.2%	15.4%
% of FP17s for the same patient ID Re-attending between 3 & 9 months - Children	60	391	15.3%	45.5%	49.4%	59.7%
% of FP17s for the same patient ID Re-attending between 3 & 9 months - Adults	180	849	21.2%	37.1%	39.2%	51.7%
% of FP17s for Band 1 Urgent Courses	132	1,177	11.2%	11.3%	11.0%	9.2%
% of FP17s Relating to Free Repair or Replacements	1	1,177	0.1%	0.5%	0.5%	0.7%
% of FP17s Relating to Continuations	0	1,177	0.0%	0.7%	0.7%	0.8%
% of Patients satisfied with the dentistry they have received	1	1	N/A	91.5%	90.9%	93.5%
% of Patients satisfied with the time they had to wait for an appointment	1	1	N/A	80.9%	83.7%	87.4%

* This is based on patients treated on this contract for their most recent course of treatment. Figures in italics indicate the base number of FP17s or Patient Questionnaire responses are less than 100. N/A is shown where the base number of responses is less than 10 during the period. % is calculated as Quantity/Base number*100

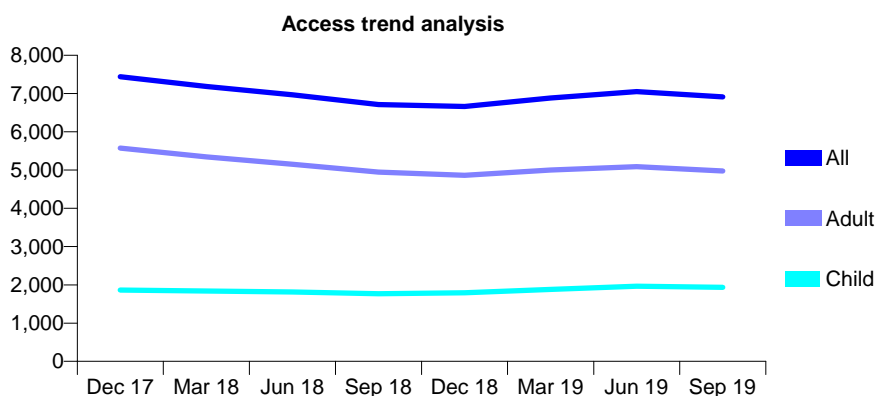
Q61 - Vital Signs At a Glance Contract Report for 159050/0001 - September 2019

Name or company name	THE HARROW DENTAL PRACTICE LIMIT
Contract type name	GDS Contract
Purpose of contract	General
Contract start date	01/04/2011
Contract end date	

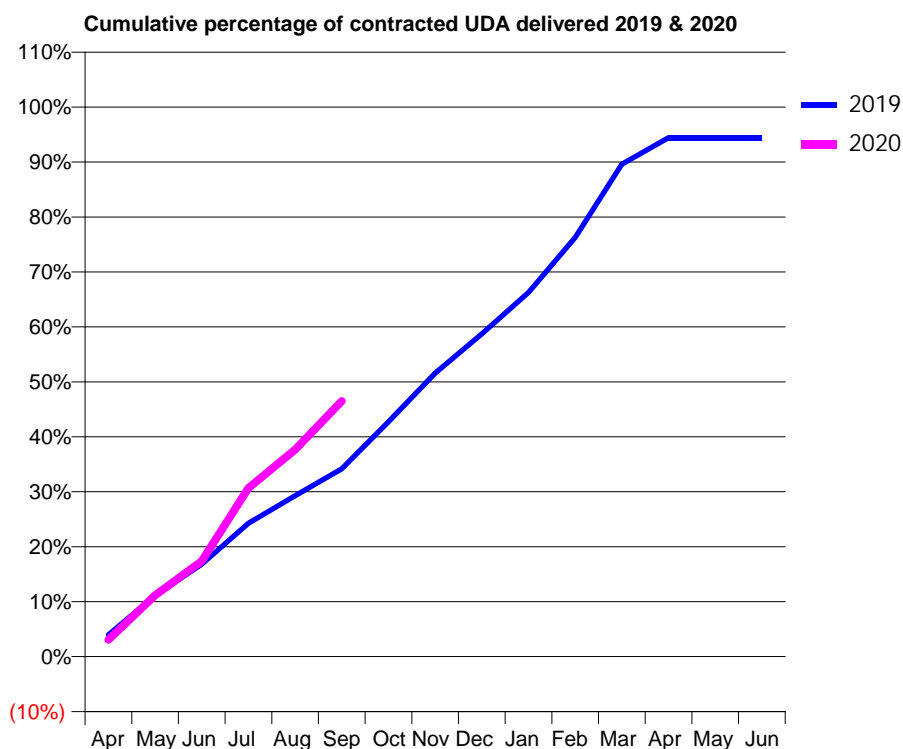
19/20 Contracted general activity (UDA)	19,469
Carry forward general activity (UDA)	0
19/20 Contracted orthodontic activity (UOA)	0
Carry forward orthodontic activity (UOA)	0
Baseline contract value	£518,946.77

ACCESS*

Patients seen in 24 months	Total	Change since previous quarter
Quarter ending September 2018	6,712	
Quarter ending December 2018	6,660	→
Quarter ending March 2019	6,884	↑
Quarter ending June 2019	7,051	↑
Quarter ending September 2019	6,913	↓
Variance since September 2018	3.0%	↑



ACTIVITY



Month	Adjusted Scheduled Activity (UDA)	
	2019	2020
April	779	599
May	2,165	2,174
June	3,278	3,383
July	4,726	5,973
August	5,702	7,334
September	6,654	9,048
October	8,321	
November	10,047	
December	11,431	
January	12,901	
February	14,850	
March	17,445	
April	18,385	
May	18,385	
June	18,385	

QUALITY

	Quantity	Base Number	Contract	AT	Region	England
% of FP17s for the same patient ID Re-attending within 3 months - Children	66	1,378	4.8%	11.1%	12.0%	11.5%
% of FP17s for the same patient ID Re-attending within 3 months - Adults	365	3,241	11.3%	16.6%	17.2%	15.4%
% of FP17s for the same patient ID Re-attending between 3 & 9 months - Children	775	1,378	56.2%	45.5%	49.4%	59.7%
% of FP17s for the same patient ID Re-attending between 3 & 9 months - Adults	1,727	3,241	53.3%	37.1%	39.2%	51.7%
% of FP17s for Band 1 Urgent Courses	236	4,287	5.5%	11.3%	11.0%	9.2%
% of FP17s Relating to Free Repair or Replacements	17	4,287	0.4%	0.5%	0.5%	0.7%
% of FP17s Relating to Continuations	74	4,287	1.7%	0.7%	0.7%	0.8%
% of Patients satisfied with the dentistry they have received	0	0	N/A	91.5%	90.9%	93.5%
% of Patients satisfied with the time they had to wait for an appointment	0	0	N/A	80.9%	83.7%	87.4%

* This is based on patients treated on this contract for their most recent course of treatment. Figures in italics indicate the base number of FP17s or Patient Questionnaire responses are less than 100. N/A is shown where the base number of responses is less than 10 during the period. % is calculated as Quantity/Base number*100

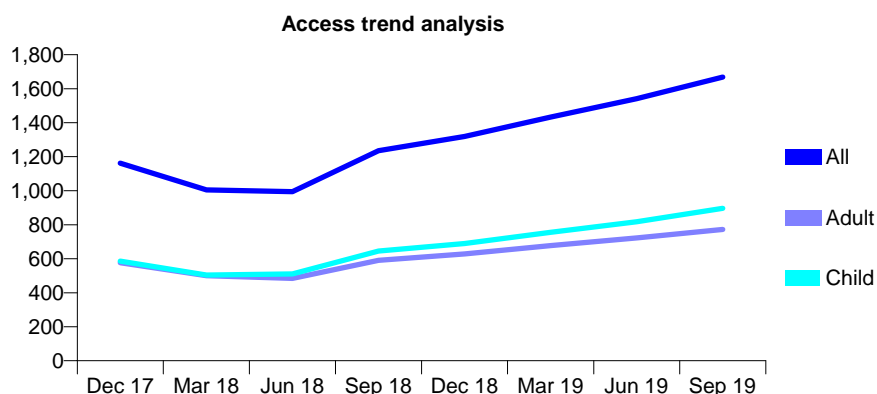
Q61 - Vital Signs At a Glance Contract Report for 159557/0001 - September 2019

Name or company name	Ilford Lane Family Dental Surgery
Contract type name	GDS Contract
Purpose of contract	General
Contract start date	01/04/2013
Contract end date	

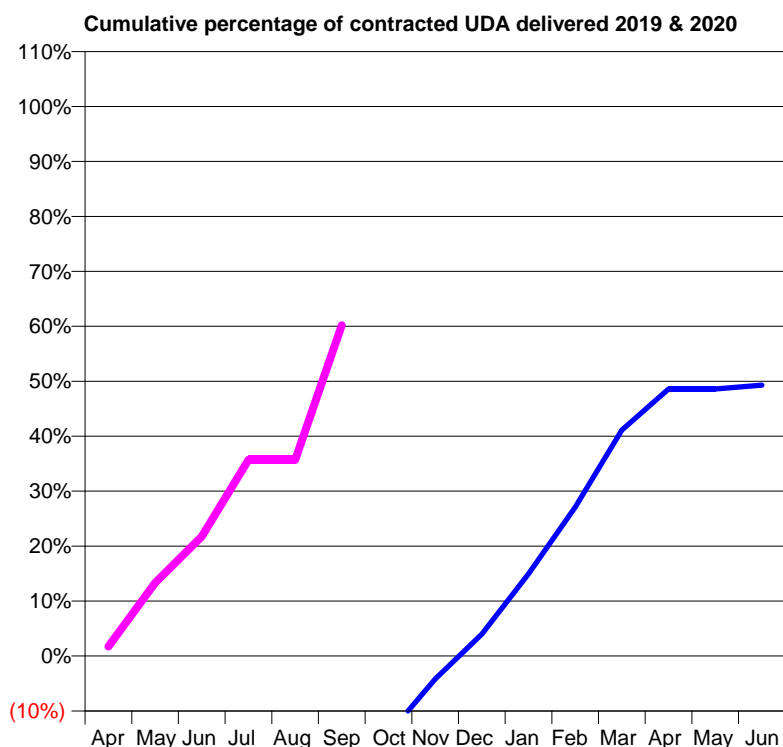
19/20 Contracted general activity (UDA)	4,998
Carry forward general activity (UDA)	0
19/20 Contracted orthodontic activity (UOA)	0
Carry forward orthodontic activity (UOA)	0
Baseline contract value	£176,752.23

ACCESS*

Patients seen in 24 months	Total	Change since previous quarter
Quarter ending September 2018	1,235	
Quarter ending December 2018	1,319	↑
Quarter ending March 2019	1,433	↑
Quarter ending June 2019	1,541	↑
Quarter ending September 2019	1,669	↑
Variance since September 2018	35.1%	↑



ACTIVITY



Month	Adjusted Scheduled Activity (UDA)	
	2019	2020
April	-2,400	87
May	-2,400	667
June	-2,400	1,087
July	-2,364	1,784
August	-2,349	1,784
September	-1,323	3,009
October	-709	
November	-210	
December	200	
January	748	
February	1,354	
March	2,055	
April	2,428	
May	2,428	
June	2,464	

QUALITY

	Quantity	Base Number	Contract	AT	Region	England
% of FP17s for the same patient ID Re-attending within 3 months - Children	69	645	10.7%	11.1%	12.0%	11.5%
% of FP17s for the same patient ID Re-attending within 3 months - Adults	101	484	20.9%	16.6%	17.2%	15.4%
% of FP17s for the same patient ID Re-attending between 3 & 9 months - Children	254	645	39.4%	45.5%	49.4%	59.7%
% of FP17s for the same patient ID Re-attending between 3 & 9 months - Adults	127	484	26.2%	37.1%	39.2%	51.7%
% of FP17s for Band 1 Urgent Courses	105	1,028	10.2%	11.3%	11.0%	9.2%
% of FP17s Relating to Free Repair or Replacements	0	1,028	0.0%	0.5%	0.5%	0.7%
% of FP17s Relating to Continuations	0	1,028	0.0%	0.7%	0.7%	0.8%
% of Patients satisfied with the dentistry they have received	0	0	N/A	91.5%	90.9%	93.5%
% of Patients satisfied with the time they had to wait for an appointment	0	0	N/A	80.9%	83.7%	87.4%

* This is based on patients treated on this contract for their most recent course of treatment.

Figures in italics indicate the base number of FP17s or Patient Questionnaire responses are less than 100. N/A is shown where the base number of responses is less than 10 during the period. % is calculated as Quantity/Base number*100

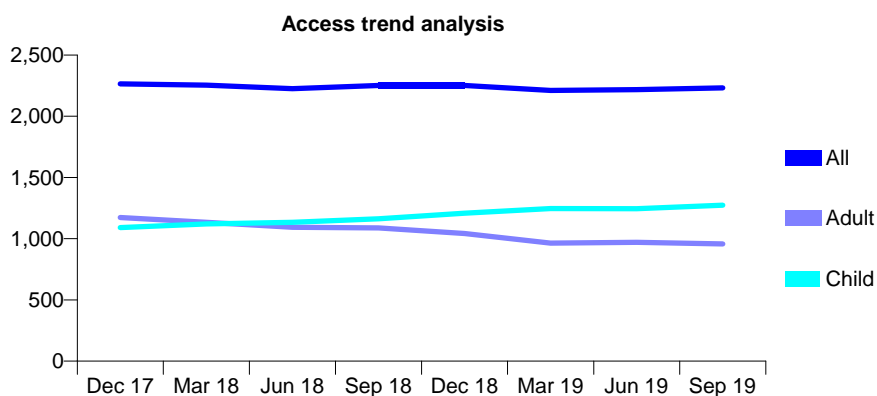
Q61 - Vital Signs At a Glance Contract Report for 160946/0001 - September 2019

Name or company name	Drs Landau & Lauffer
Contract type name	GDS Contract
Purpose of contract	General
Contract start date	08/02/2014
Contract end date	

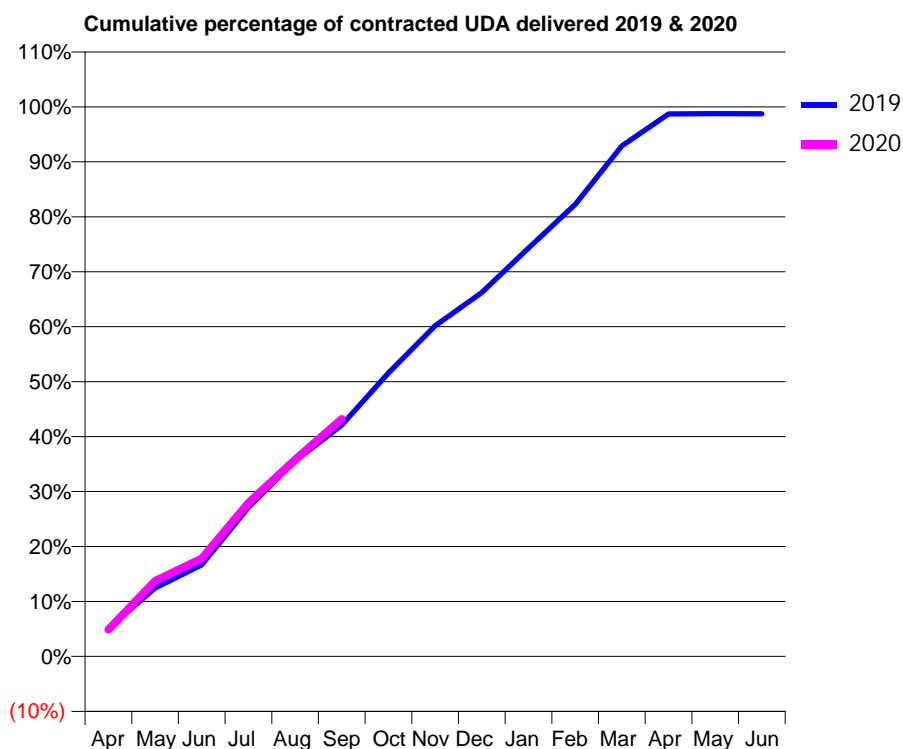
19/20 Contracted general activity (UDA)	6,500
Carry forward general activity (UDA)	82
19/20 Contracted orthodontic activity (UOA)	0
Carry forward orthodontic activity (UOA)	0
Baseline contract value	£181,104.28

ACCESS*

Patients seen in 24 months	Total	Change since previous quarter
Quarter ending September 2018	2,251	
Quarter ending December 2018	2,252	→
Quarter ending March 2019	2,211	↓
Quarter ending June 2019	2,217	→
Quarter ending September 2019	2,232	→
Variance since September 2018	(0.8%)	→



ACTIVITY



Month	2019	2020
April	334	319
May	810	894
June	1,084	1,157
July	1,765	1,816
August	2,314	2,328
September	2,736	2,809
October	3,353	
November	3,913	
December	4,304	
January	4,830	
February	5,346	
March	6,037	
April	6,417	
May	6,421	
June	6,418	

QUALITY

	Quantity	Base Number	Contract	AT	Region	England
% of FP17s for the same patient ID Re-attending within 3 months - Children	43	793	5.4%	11.1%	12.0%	11.5%
% of FP17s for the same patient ID Re-attending within 3 months - Adults	103	476	21.6%	16.6%	17.2%	15.4%
% of FP17s for the same patient ID Re-attending between 3 & 9 months - Children	369	793	46.5%	45.5%	49.4%	59.7%
% of FP17s for the same patient ID Re-attending between 3 & 9 months - Adults	169	476	35.5%	37.1%	39.2%	51.7%
% of FP17s for Band 1 Urgent Courses	81	1,183	6.8%	11.3%	11.0%	9.2%
% of FP17s Relating to Free Repair or Replacements	0	1,183	0.0%	0.5%	0.5%	0.7%
% of FP17s Relating to Continuations	0	1,183	0.0%	0.7%	0.7%	0.8%
% of Patients satisfied with the dentistry they have received	0	0	N/A	91.5%	90.9%	93.5%
% of Patients satisfied with the time they had to wait for an appointment	0	0	N/A	80.9%	83.7%	87.4%

* This is based on patients treated on this contract for their most recent course of treatment. Figures in italics indicate the base number of FP17s or Patient Questionnaire responses are less than 100. N/A is shown where the base number of responses is less than 10 during the period. % is calculated as Quantity/Base number*100

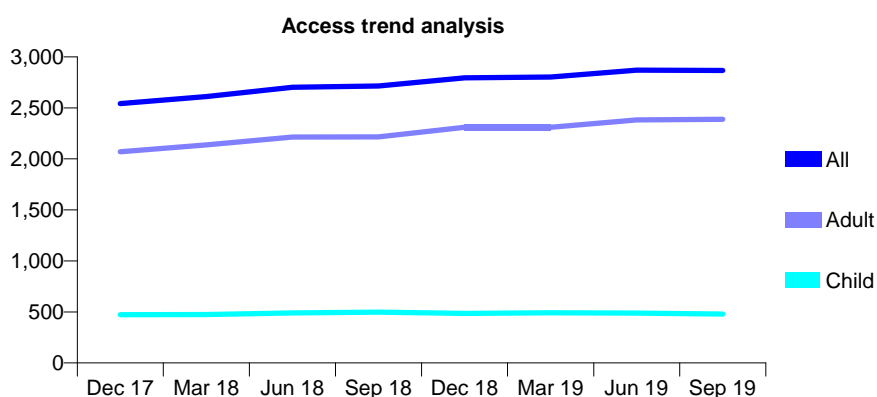
Q61 - Vital Signs At a Glance Contract Report for 161462/0001 - September 2019

Name or company name	NEWHAM FAMILY DENTAL CARE LTD
Contract type name	GDS Contract
Purpose of contract	General
Contract start date	15/10/2012
Contract end date	

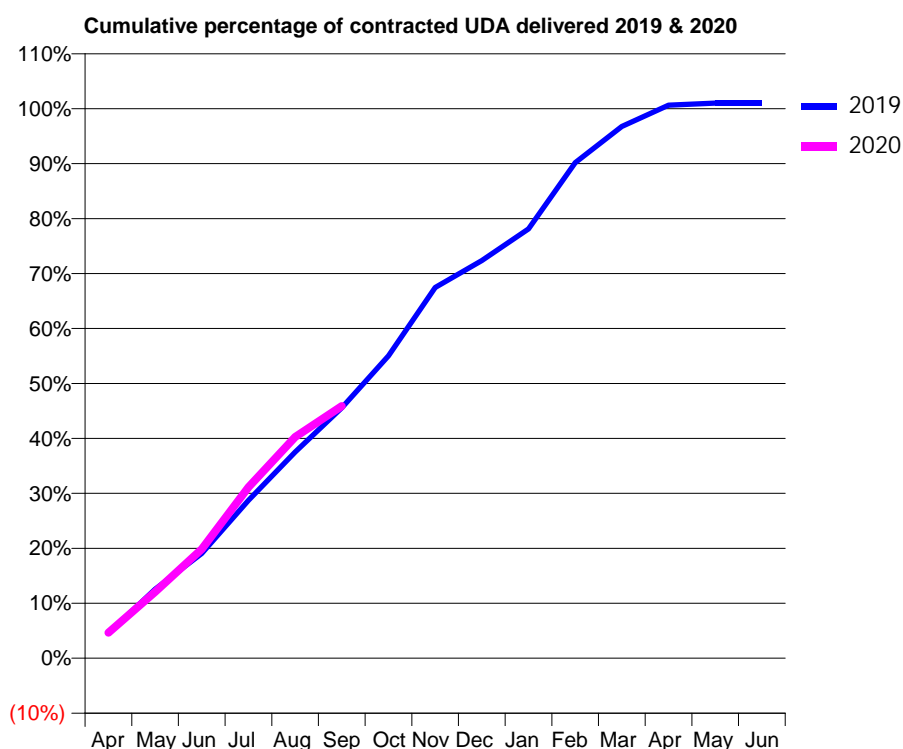
19/20 Contracted general activity (UDA)	6,000
Carry forward general activity (UDA)	-61
19/20 Contracted orthodontic activity (UOA)	0
Carry forward orthodontic activity (UOA)	0
Baseline contract value	£187,406.75

ACCESS*

Patients seen in 24 months	Total	Change since previous quarter
Quarter ending September 2018	2,714	
Quarter ending December 2018	2,794	↑
Quarter ending March 2019	2,802	→
Quarter ending June 2019	2,870	↑
Quarter ending September 2019	2,866	→
Variance since September 2018	5.6%	↑



ACTIVITY



Month	2019	2020
April	275	279
May	754	724
June	1,143	1,192
July	1,724	1,867
August	2,252	2,416
September	2,734	2,753
October	3,301	
November	4,048	
December	4,341	
January	4,687	
February	5,410	
March	5,805	
April	6,038	
May	6,061	
June	6,061	

QUALITY

	Quantity	Base Number	Contract	AT	Region	England
% of FP17s for the same patient ID Re-attending within 3 months - Children	29	273	10.6%	11.1%	12.0%	11.5%
% of FP17s for the same patient ID Re-attending within 3 months - Adults	136	1,059	12.8%	16.6%	17.2%	15.4%
% of FP17s for the same patient ID Re-attending between 3 & 9 months - Children	121	273	44.3%	45.5%	49.4%	59.7%
% of FP17s for the same patient ID Re-attending between 3 & 9 months - Adults	234	1,059	22.1%	37.1%	39.2%	51.7%
% of FP17s for Band 1 Urgent Courses	228	1,211	18.8%	11.3%	11.0%	9.2%
% of FP17s Relating to Free Repair or Replacements	4	1,211	0.3%	0.5%	0.5%	0.7%
% of FP17s Relating to Continuations	1	1,211	0.1%	0.7%	0.7%	0.8%
% of Patients satisfied with the dentistry they have received	1	1	N/A	91.5%	90.9%	93.5%
% of Patients satisfied with the time they had to wait for an appointment	1	1	N/A	80.9%	83.7%	87.4%

* This is based on patients treated on this contract for their most recent course of treatment. Figures in italics indicate the base number of FP17s or Patient Questionnaire responses are less than 100. N/A is shown where the base number of responses is less than 10 during the period. % is calculated as Quantity/Base number*100

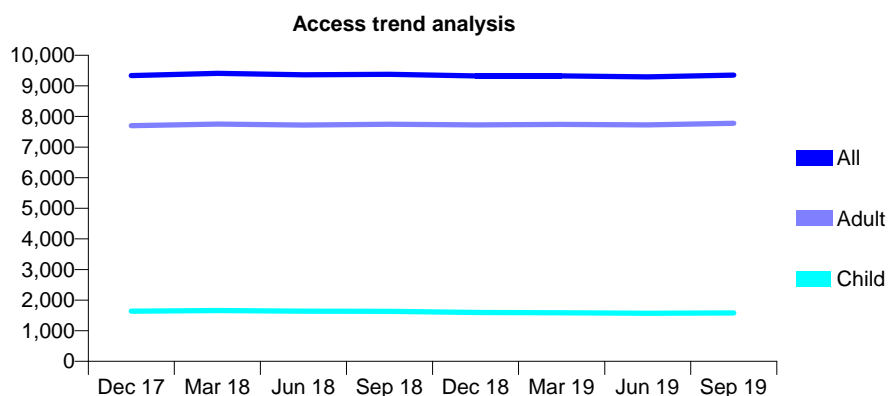
Q61 - Vital Signs At a Glance Contract Report for 162574/0001 - September 2019

Name or company name	10 Hall Lane Dental Practice Ltd
Contract type name	GDS Contract
Purpose of contract	General
Contract start date	01/04/2010
Contract end date	

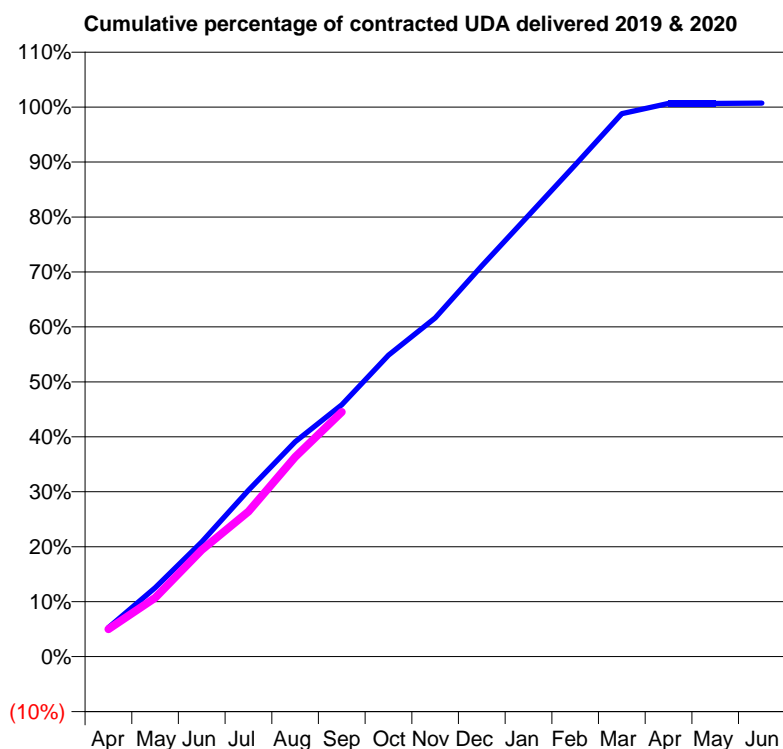
19/20 Contracted general activity (UDA)	21,964
Carry forward general activity (UDA)	-158
19/20 Contracted orthodontic activity (UOA)	0
Carry forward orthodontic activity (UOA)	0
Baseline contract value	£730,557.59

ACCESS*

Patients seen in 24 months	Total	Change since previous quarter
Quarter ending September 2018	9,381	
Quarter ending December 2018	9,326	→
Quarter ending March 2019	9,327	→
Quarter ending June 2019	9,298	→
Quarter ending September 2019	9,355	→
Variance since September 2018	(0.3%)	→



ACTIVITY



Month	Adjusted Scheduled Activity (UDA)	
	2019	2020
April	1,162	1,100
May	2,755	2,351
June	4,589	4,265
July	6,647	5,801
August	8,591	7,982
September	10,065	9,778
October	12,049	
November	13,539	
December	15,614	
January	17,627	
February	19,654	
March	21,703	
April	22,108	
May	22,113	
June	22,122	

QUALITY

	Quantity	Base Number	Contract	AT	Region	England
% of FP17s for the same patient ID Re-attending within 3 months - Children	50	1,002	5.0%	11.1%	12.0%	11.5%
% of FP17s for the same patient ID Re-attending within 3 months - Adults	577	4,364	13.2%	16.6%	17.2%	15.4%
% of FP17s for the same patient ID Re-attending between 3 & 9 months - Children	439	1,002	43.8%	45.5%	49.4%	59.7%
% of FP17s for the same patient ID Re-attending between 3 & 9 months - Adults	1,755	4,364	40.2%	37.1%	39.2%	51.7%
% of FP17s for Band 1 Urgent Courses	491	5,171	9.5%	11.3%	11.0%	9.2%
% of FP17s Relating to Free Repair or Replacements	24	5,171	0.5%	0.5%	0.5%	0.7%
% of FP17s Relating to Continuations	18	5,171	0.3%	0.7%	0.7%	0.8%
% of Patients satisfied with the dentistry they have received	2	2	N/A	91.5%	90.9%	93.5%
% of Patients satisfied with the time they had to wait for an appointment	2	2	N/A	80.9%	83.7%	87.4%

* This is based on patients treated on this contract for their most recent course of treatment. Figures in italics indicate the base number of FP17s or Patient Questionnaire responses are less than 100. N/A is shown where the base number of responses is less than 10 during the period. % is calculated as Quantity/Base number*100

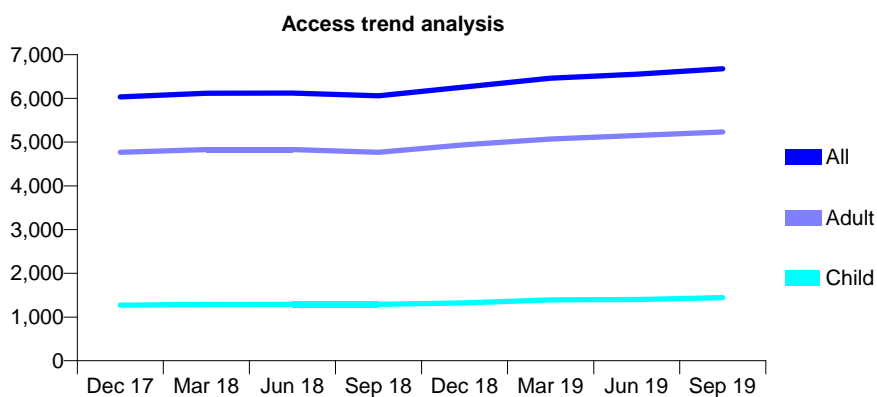
Q61 - Vital Signs At a Glance Contract Report for 164461/0001 - September 2019

Name or company name	Mohsin Ali
Contract type name	GDS Contract
Purpose of contract	General
Contract start date	01/12/2015
Contract end date	

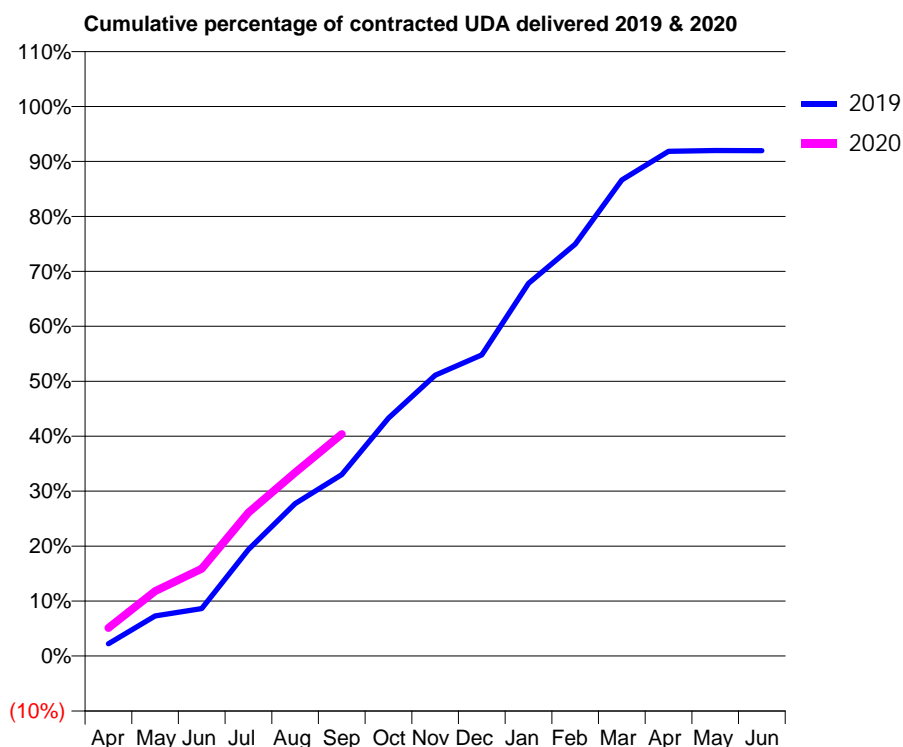
19/20 Contracted general activity (UDA)	14,800
Carry forward general activity (UDA)	0
19/20 Contracted orthodontic activity (UOA)	0
Carry forward orthodontic activity (UOA)	0
Baseline contract value	£289,370.57

ACCESS*

Patients seen in 24 months	Total	Change since previous quarter
Quarter ending September 2018	6,058	
Quarter ending December 2018	6,261	↑
Quarter ending March 2019	6,462	↑
Quarter ending June 2019	6,552	→
Quarter ending September 2019	6,677	→
Variance since September 2018	10.2%	↑



ACTIVITY



Month	Adjusted Scheduled Activity (UDA)	
	2019	2020
April	328	757
May	1,078	1,748
June	1,275	2,350
July	2,866	3,865
August	4,107	4,944
September	4,885	5,975
October	6,404	
November	7,562	
December	8,113	
January	10,036	
February	11,092	
March	12,820	
April	13,592	
May	13,613	
June	13,609	

QUALITY

	Quantity	Base Number	Contract	AT	Region	England
% of FP17s for the same patient ID Re-attending within 3 months - Children	80	968	8.3%	11.1%	12.0%	11.5%
% of FP17s for the same patient ID Re-attending within 3 months - Adults	425	3,133	13.6%	16.6%	17.2%	15.4%
% of FP17s for the same patient ID Re-attending between 3 & 9 months - Children	486	968	50.2%	45.5%	49.4%	59.7%
% of FP17s for the same patient ID Re-attending between 3 & 9 months - Adults	1,358	3,133	43.3%	37.1%	39.2%	51.7%
% of FP17s for Band 1 Urgent Courses	348	3,196	10.9%	11.3%	11.0%	9.2%
% of FP17s Relating to Free Repair or Replacements	12	3,196	0.4%	0.5%	0.5%	0.7%
% of FP17s Relating to Continuations	17	3,196	0.5%	0.7%	0.7%	0.8%
% of Patients satisfied with the dentistry they have received	0	0	N/A	91.5%	90.9%	93.5%
% of Patients satisfied with the time they had to wait for an appointment	0	0	N/A	80.9%	83.7%	87.4%

* This is based on patients treated on this contract for their most recent course of treatment. Figures in italics indicate the base number of FP17s or Patient Questionnaire responses are less than 100. N/A is shown where the base number of responses is less than 10 during the period. % is calculated as Quantity/Base number*100

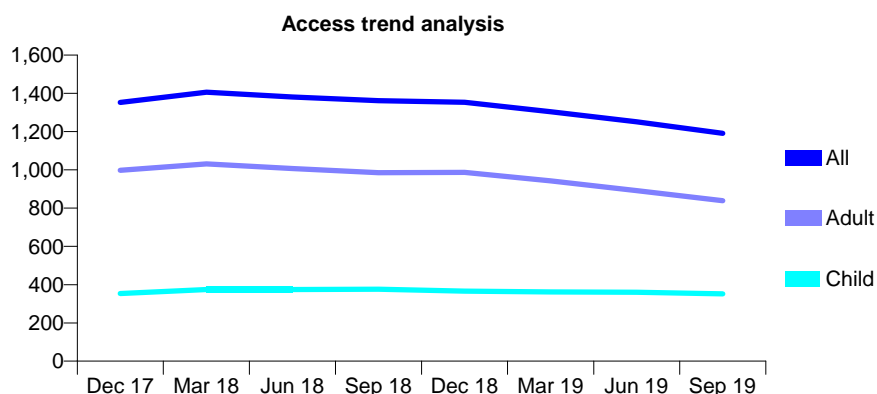
Q61 - Vital Signs At a Glance Contract Report for 165069/0001 - September 2019

Name or company name	The Fenton Dental Surgery
Contract type name	GDS Contract
Purpose of contract	General
Contract start date	01/02/2015
Contract end date	

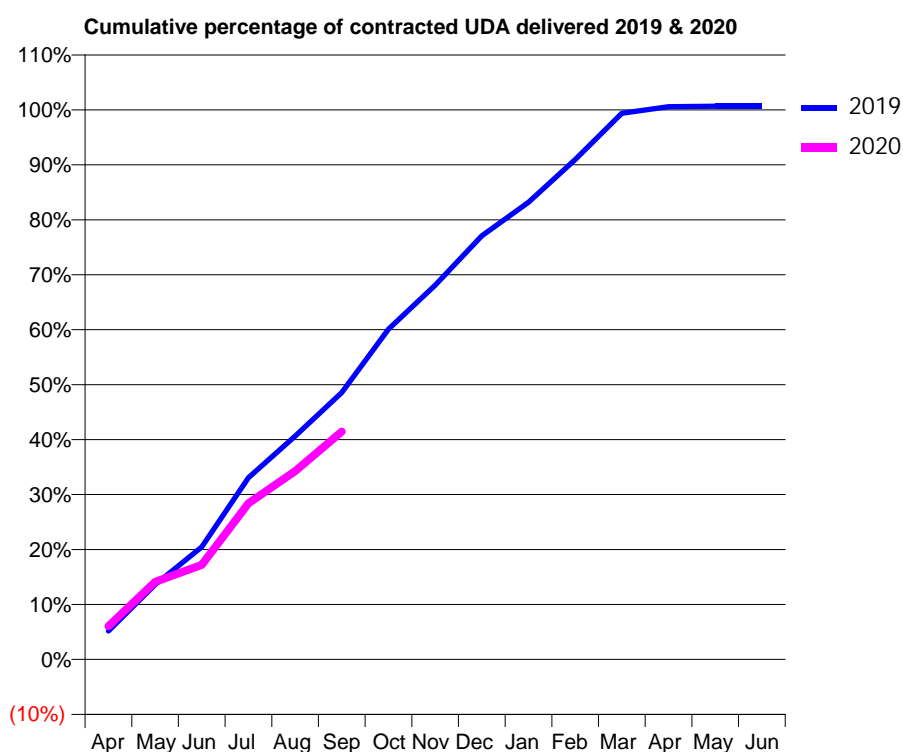
19/20 Contracted general activity (UDA)	4,369
Carry forward general activity (UDA)	-28
19/20 Contracted orthodontic activity (UOA)	0
Carry forward orthodontic activity (UOA)	0
Baseline contract value	£129,295.78

ACCESS*

Patients seen in 24 months	Total	Change since previous quarter
Quarter ending September 2018	1,361	
Quarter ending December 2018	1,353	→
Quarter ending March 2019	1,304	↓
Quarter ending June 2019	1,251	↓
Quarter ending September 2019	1,191	↓
Variance since September 2018	(12.5%)	↓



ACTIVITY



Month	2019	2020
April	226	264
May	595	616
June	895	751
July	1,445	1,241
August	1,776	1,496
September	2,122	1,811
October	2,625	
November	2,975	
December	3,367	
January	3,635	
February	3,974	
March	4,342	
April	4,394	
May	4,398	
June	4,398	

QUALITY

	Quantity	Base Number	Contract	AT	Region	England
% of FP17s for the same patient ID Re-attending within 3 months - Children	9	229	3.9%	11.1%	12.0%	11.5%
% of FP17s for the same patient ID Re-attending within 3 months - Adults	57	519	11.0%	16.6%	17.2%	15.4%
% of FP17s for the same patient ID Re-attending between 3 & 9 months - Children	150	229	65.5%	45.5%	49.4%	59.7%
% of FP17s for the same patient ID Re-attending between 3 & 9 months - Adults	325	519	62.6%	37.1%	39.2%	51.7%
% of FP17s for Band 1 Urgent Courses	32	731	4.4%	11.3%	11.0%	9.2%
% of FP17s Relating to Free Repair or Replacements	7	731	1.0%	0.5%	0.5%	0.7%
% of FP17s Relating to Continuations	3	731	0.4%	0.7%	0.7%	0.8%
% of Patients satisfied with the dentistry they have received	0	0	N/A	91.5%	90.9%	93.5%
% of Patients satisfied with the time they had to wait for an appointment	0	0	N/A	80.9%	83.7%	87.4%

* This is based on patients treated on this contract for their most recent course of treatment. Figures in italics indicate the base number of FP17s or Patient Questionnaire responses are less than 100. N/A is shown where the base number of responses is less than 10 during the period. % is calculated as Quantity/Base number*100

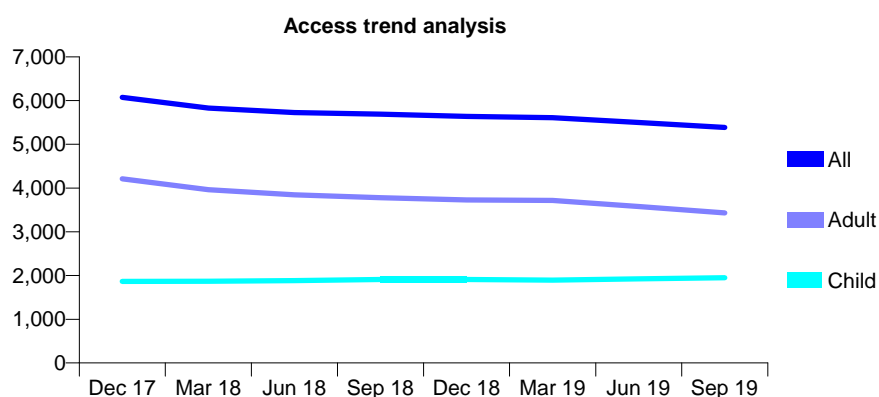
Q61 - Vital Signs At a Glance Contract Report for 165336/0001 - September 2019

Name or company name	Inspire Dental
Contract type name	GDS Contract
Purpose of contract	General
Contract start date	01/07/2015
Contract end date	

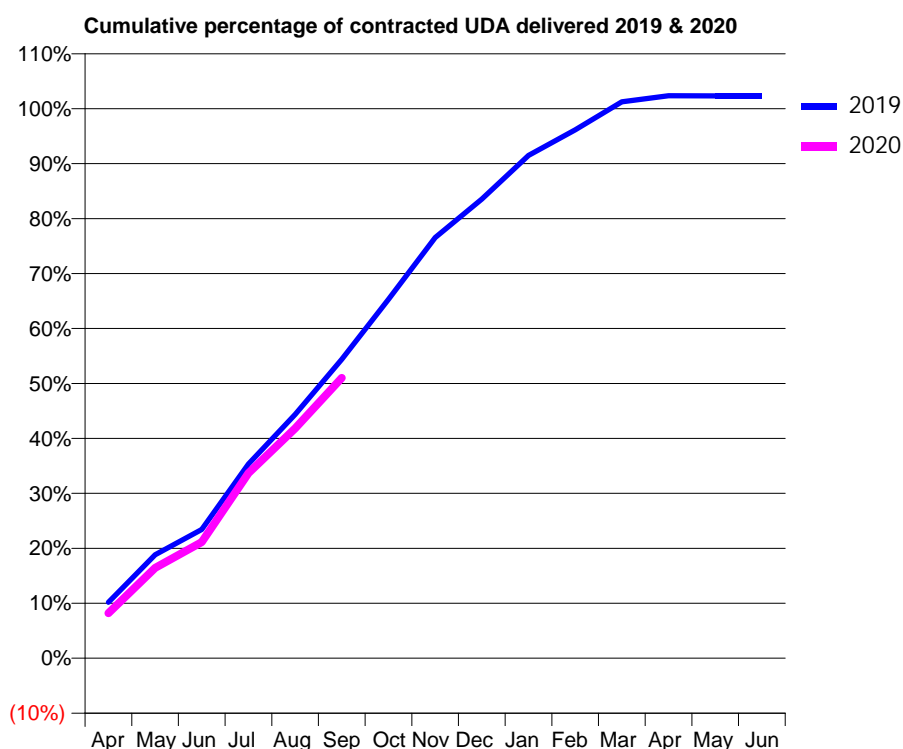
19/20 Contracted general activity (UDA)	15,860
Carry forward general activity (UDA)	-317
19/20 Contracted orthodontic activity (UOA)	0
Carry forward orthodontic activity (UOA)	0
Baseline contract value	£452,513.20

ACCESS*

Patients seen in 24 months	Total	Change since previous quarter
Quarter ending September 2018	5,689	
Quarter ending December 2018	5,637	→
Quarter ending March 2019	5,611	→
Quarter ending June 2019	5,500	↓
Quarter ending September 2019	5,384	↓
Variance since September 2018	(5.4%)	↓



ACTIVITY



Month	2019	2020
April	1,614	1,298
May	2,984	2,608
June	3,714	3,350
July	5,604	5,345
August	7,037	6,632
September	8,628	8,088
October	10,360	
November	12,142	
December	13,251	
January	14,507	
February	15,249	
March	16,057	
April	16,233	
May	16,228	
June	16,228	

QUALITY

	Quantity	Base Number	Contract	AT	Region	England
% of FP17s for the same patient ID Re-attending within 3 months - Children	33	1,372	2.4%	11.1%	12.0%	11.5%
% of FP17s for the same patient ID Re-attending within 3 months - Adults	111	1,760	6.3%	16.6%	17.2%	15.4%
% of FP17s for the same patient ID Re-attending between 3 & 9 months - Children	799	1,372	58.2%	45.5%	49.4%	59.7%
% of FP17s for the same patient ID Re-attending between 3 & 9 months - Adults	780	1,760	44.3%	37.1%	39.2%	51.7%
% of FP17s for Band 1 Urgent Courses	86	3,032	2.8%	11.3%	11.0%	9.2%
% of FP17s Relating to Free Repair or Replacements	0	3,032	0.0%	0.5%	0.5%	0.7%
% of FP17s Relating to Continuations	0	3,032	0.0%	0.7%	0.7%	0.8%
% of Patients satisfied with the dentistry they have received	0	0	N/A	91.5%	90.9%	93.5%
% of Patients satisfied with the time they had to wait for an appointment	0	0	N/A	80.9%	83.7%	87.4%

* This is based on patients treated on this contract for their most recent course of treatment. Figures in italics indicate the base number of FP17s or Patient Questionnaire responses are less than 100. N/A is shown where the base number of responses is less than 10 during the period. % is calculated as Quantity/Base number*100

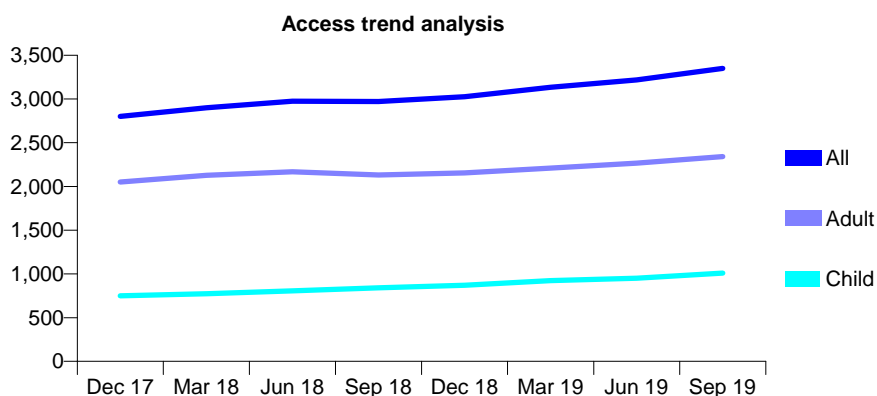
Q61 - Vital Signs At a Glance Contract Report for 165476/0001 - September 2019

Name or company name	Altmore Dental Care
Contract type name	GDS Contract
Purpose of contract	General
Contract start date	28/12/2012
Contract end date	

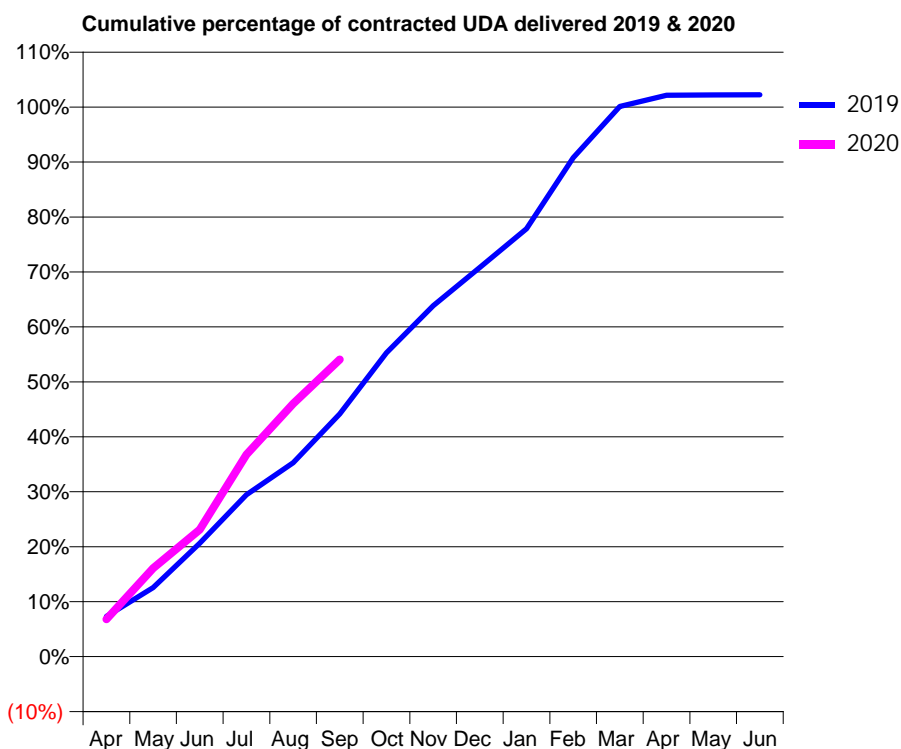
19/20 Contracted general activity (UDA)	7,716
Carry forward general activity (UDA)	-154
19/20 Contracted orthodontic activity (UOA)	0
Carry forward orthodontic activity (UOA)	0
Baseline contract value	£232,472.97

ACCESS*

Patients seen in 24 months	Total	Change since previous quarter
Quarter ending September 2018	2,972	
Quarter ending December 2018	3,026	→
Quarter ending March 2019	3,134	↑
Quarter ending June 2019	3,218	↑
Quarter ending September 2019	3,350	↑
Variance since September 2018	12.7%	↑



ACTIVITY



Month	Adjusted Scheduled Activity (UDA)	
	2019	2020
April	565	525
May	969	1,242
June	1,592	1,784
July	2,273	2,838
August	2,723	3,552
September	3,408	4,173
October	4,266	
November	4,926	
December	5,464	
January	6,007	
February	7,006	
March	7,726	
April	7,882	
May	7,886	
June	7,887	

QUALITY

	Quantity	Base Number	Contract	AT	Region	England
% of FP17s for the same patient ID Re-attending within 3 months - Children	105	682	15.4%	11.1%	12.0%	11.5%
% of FP17s for the same patient ID Re-attending within 3 months - Adults	249	1,244	20.0%	16.6%	17.2%	15.4%
% of FP17s for the same patient ID Re-attending between 3 & 9 months - Children	238	682	34.9%	45.5%	49.4%	59.7%
% of FP17s for the same patient ID Re-attending between 3 & 9 months - Adults	349	1,244	28.1%	37.1%	39.2%	51.7%
% of FP17s for Band 1 Urgent Courses	293	1,856	15.8%	11.3%	11.0%	9.2%
% of FP17s Relating to Free Repair or Replacements	3	1,856	0.2%	0.5%	0.5%	0.7%
% of FP17s Relating to Continuations	4	1,856	0.2%	0.7%	0.7%	0.8%
% of Patients satisfied with the dentistry they have received	1	1	N/A	91.5%	90.9%	93.5%
% of Patients satisfied with the time they had to wait for an appointment	1	1	N/A	80.9%	83.7%	87.4%

* This is based on patients treated on this contract for their most recent course of treatment. Figures in italics indicate the base number of FP17s or Patient Questionnaire responses are less than 100. N/A is shown where the base number of responses is less than 10 during the period. % is calculated as Quantity/Base number*100

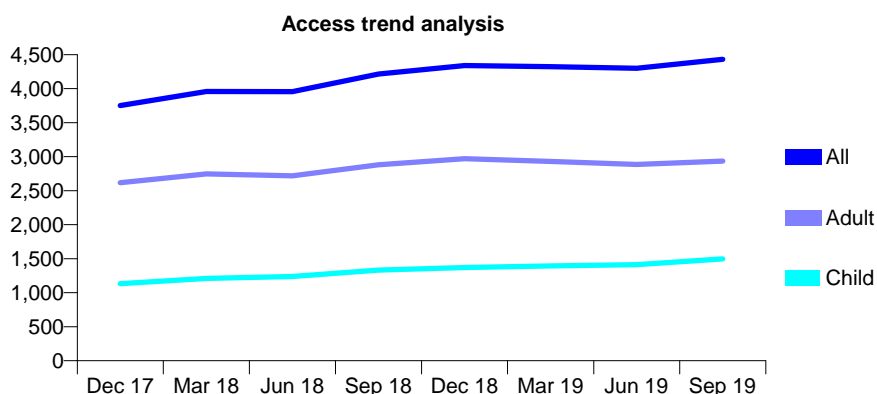
Q61 - Vital Signs At a Glance Contract Report for 165484/0001 - September 2019

Name or company name	Romford Smile Dental Practice Limited
Contract type name	GDS Contract
Purpose of contract	General
Contract start date	04/12/2009
Contract end date	

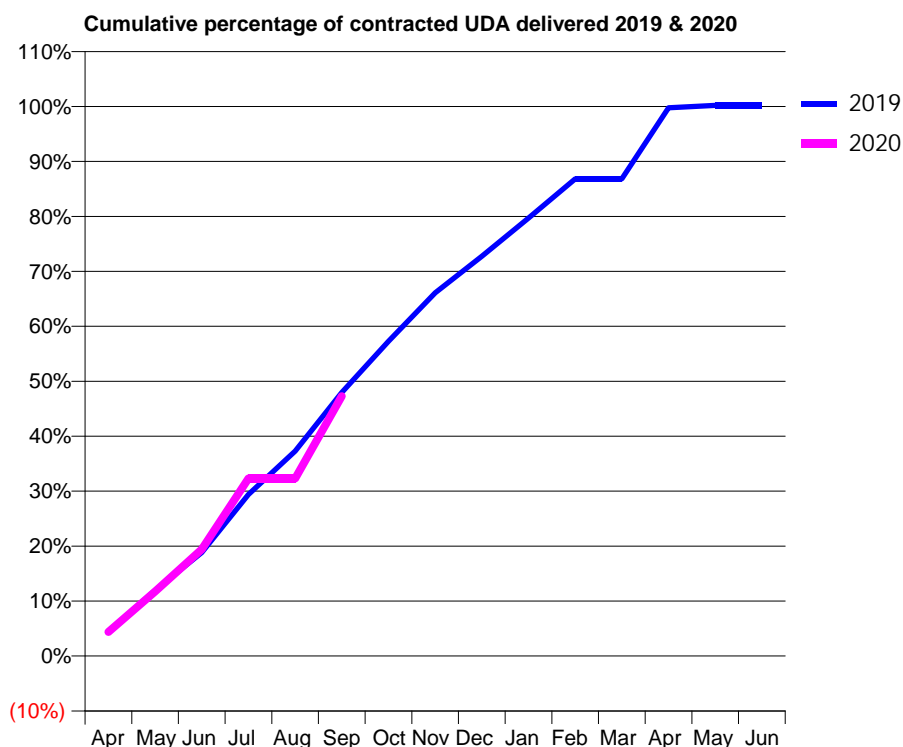
19/20 Contracted general activity (UDA)	10,634
Carry forward general activity (UDA)	-18
19/20 Contracted orthodontic activity (UOA)	0
Carry forward orthodontic activity (UOA)	0
Baseline contract value	£297,951.56

ACCESS*

Patients seen in 24 months	Total	Change since previous quarter
Quarter ending September 2018	4,214	
Quarter ending December 2018	4,341	↑
Quarter ending March 2019	4,325	→
Quarter ending June 2019	4,299	→
Quarter ending September 2019	4,432	↑
Variance since September 2018	5.2%	↑



ACTIVITY



Month	Adjusted Scheduled Activity (UDA)	
	2019	2020
April	465	465
May	1,271	1,249
June	2,001	2,067
July	3,125	3,436
August	3,966	3,436
September	5,097	5,028
October	6,088	
November	7,028	
December	7,734	
January	8,473	
February	9,231	
March	9,231	
April	10,606	
May	10,653	
June	10,653	

QUALITY

	Quantity	Base Number	Contract	AT	Region	England
% of FP17s for the same patient ID Re-attending within 3 months - Children	84	1,188	7.1%	11.1%	12.0%	11.5%
% of FP17s for the same patient ID Re-attending within 3 months - Adults	154	1,823	8.4%	16.6%	17.2%	15.4%
% of FP17s for the same patient ID Re-attending between 3 & 9 months - Children	563	1,188	47.4%	45.5%	49.4%	59.7%
% of FP17s for the same patient ID Re-attending between 3 & 9 months - Adults	840	1,823	46.1%	37.1%	39.2%	51.7%
% of FP17s for Band 1 Urgent Courses	206	2,349	8.8%	11.3%	11.0%	9.2%
% of FP17s Relating to Free Repair or Replacements	6	2,349	0.3%	0.5%	0.5%	0.7%
% of FP17s Relating to Continuations	4	2,349	0.2%	0.7%	0.7%	0.8%
% of Patients satisfied with the dentistry they have received	0	0	N/A	91.5%	90.9%	93.5%
% of Patients satisfied with the time they had to wait for an appointment	0	0	N/A	80.9%	83.7%	87.4%

* This is based on patients treated on this contract for their most recent course of treatment. Figures in italics indicate the base number of FP17s or Patient Questionnaire responses are less than 100. N/A is shown where the base number of responses is less than 10 during the period. % is calculated as Quantity/Base number*100

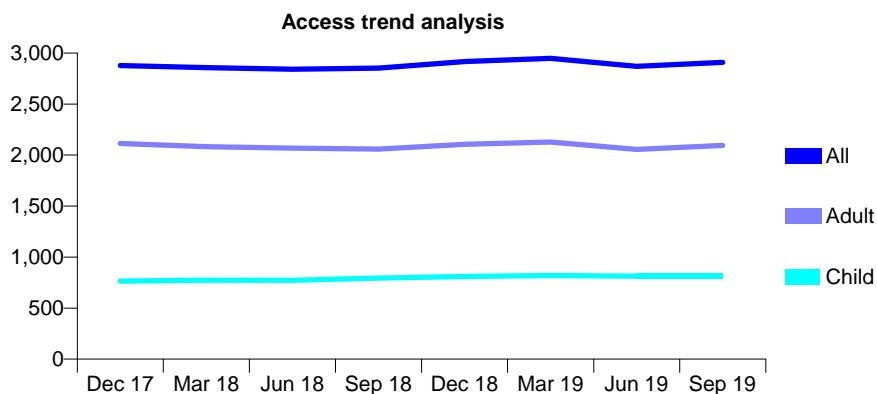
Q61 - Vital Signs At a Glance Contract Report for 166251/0001 - September 2019

Name or company name	Bowes Road Dental Practice
Contract type name	GDS Contract
Purpose of contract	General
Contract start date	01/04/2014
Contract end date	

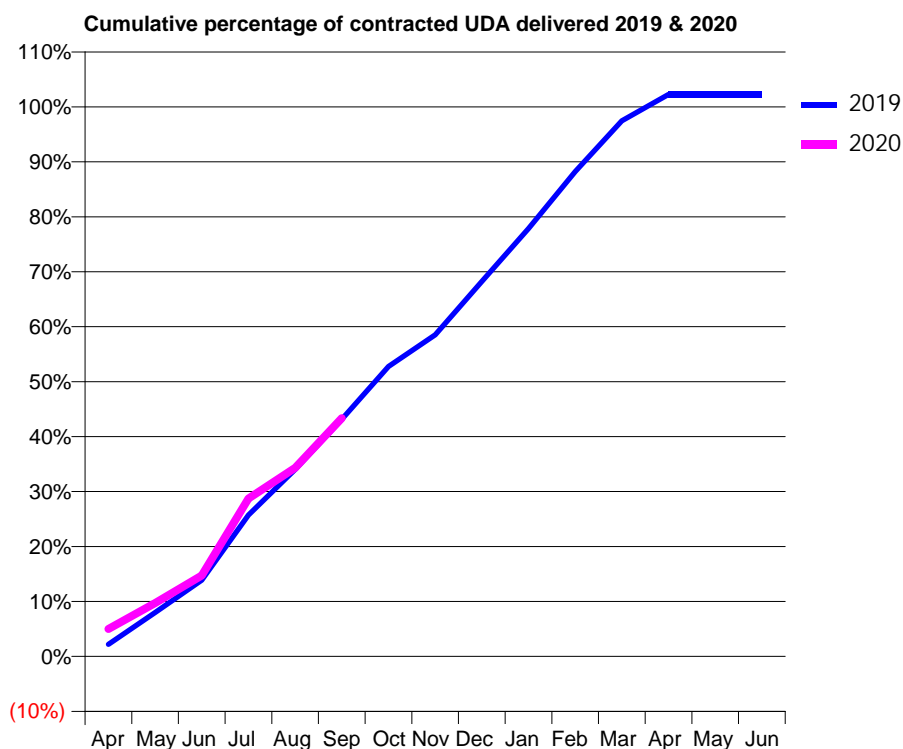
19/20 Contracted general activity (UDA)	8,771
Carry forward general activity (UDA)	-175
19/20 Contracted orthodontic activity (UOA)	0
Carry forward orthodontic activity (UOA)	0
Baseline contract value	£235,325.99

ACCESS*

Patients seen in 24 months	Total	Change since previous quarter
Quarter ending September 2018	2,853	
Quarter ending December 2018	2,917	↑
Quarter ending March 2019	2,948	→
Quarter ending June 2019	2,870	↓
Quarter ending September 2019	2,909	→
Variance since September 2018	2.0%	→



ACTIVITY



Month	2019	2020
April	193	437
May	702	852
June	1,217	1,290
July	2,257	2,522
August	2,985	3,011
September	3,784	3,802
October	4,627	
November	5,132	
December	5,985	
January	6,828	
February	7,737	
March	8,549	
April	8,968	
May	8,971	
June	8,971	

QUALITY

	Quantity	Base Number	Contract	AT	Region	England
% of FP17s for the same patient ID Re-attending within 3 months - Children	67	588	11.4%	11.1%	12.0%	11.5%
% of FP17s for the same patient ID Re-attending within 3 months - Adults	191	1,097	17.4%	16.6%	17.2%	15.4%
% of FP17s for the same patient ID Re-attending between 3 & 9 months - Children	270	588	45.9%	45.5%	49.4%	59.7%
% of FP17s for the same patient ID Re-attending between 3 & 9 months - Adults	308	1,097	28.1%	37.1%	39.2%	51.7%
% of FP17s for Band 1 Urgent Courses	180	1,548	11.6%	11.3%	11.0%	9.2%
% of FP17s Relating to Free Repair or Replacements	25	1,548	1.6%	0.5%	0.5%	0.7%
% of FP17s Relating to Continuations	22	1,548	1.4%	0.7%	0.7%	0.8%
% of Patients satisfied with the dentistry they have received	1	1	N/A	91.5%	90.9%	93.5%
% of Patients satisfied with the time they had to wait for an appointment	0	1	N/A	80.9%	83.7%	87.4%

* This is based on patients treated on this contract for their most recent course of treatment. Figures in italics indicate the base number of FP17s or Patient Questionnaire responses are less than 100. N/A is shown where the base number of responses is less than 10 during the period. % is calculated as Quantity/Base number*100

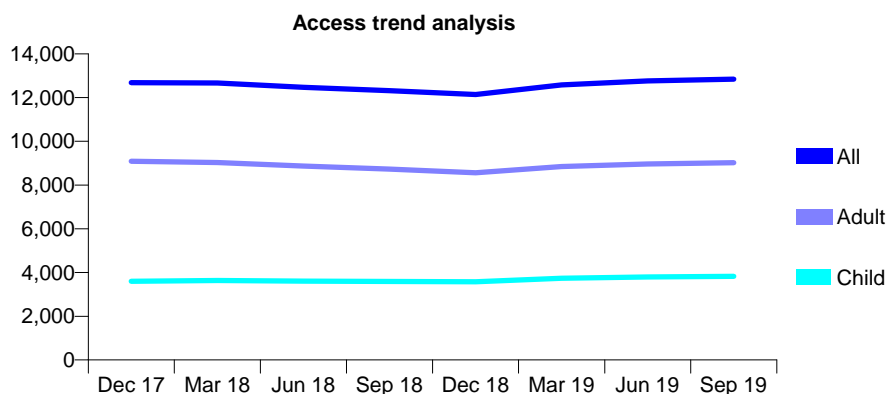
Q61 - Vital Signs At a Glance Contract Report for 166618/0001 - September 2019

Name or company name	DENTAL ARTS STUDIO (DENTAL CARE)
Contract type name	GDS Contract
Purpose of contract	General
Contract start date	01/06/2010
Contract end date	

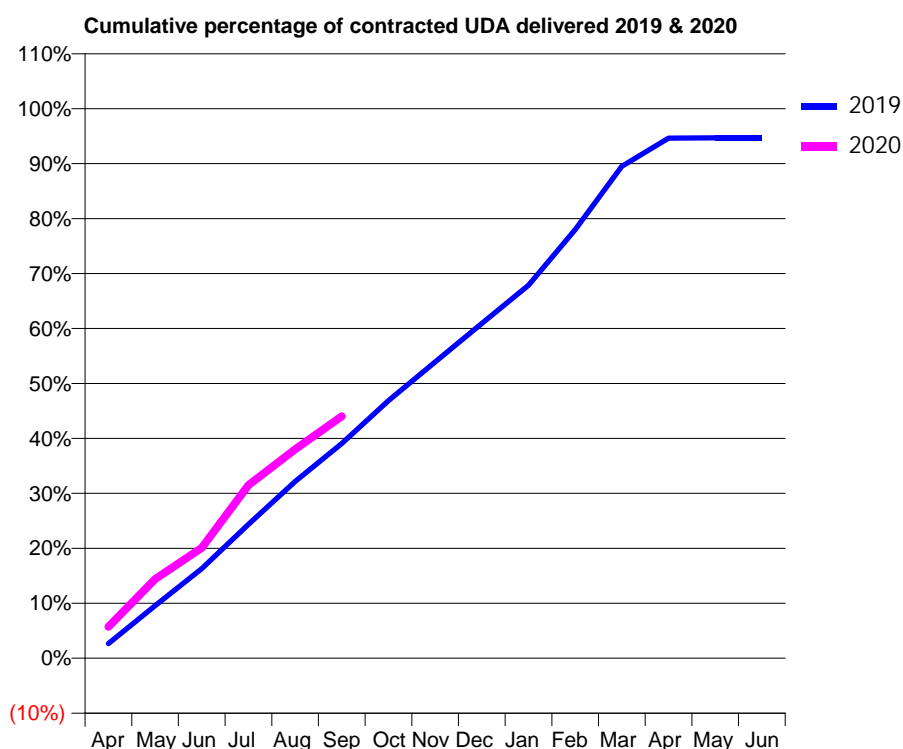
19/20 Contracted general activity (UDA)	34,835
Carry forward general activity (UDA)	0
19/20 Contracted orthodontic activity (UOA)	0
Carry forward orthodontic activity (UOA)	0
Baseline contract value	£937,286.38

ACCESS*

Patients seen in 24 months	Total	Change since previous quarter
Quarter ending September 2018	12,322	
Quarter ending December 2018	12,141	↓
Quarter ending March 2019	12,584	↑
Quarter ending June 2019	12,764	→
Quarter ending September 2019	12,846	→
Variance since September 2018	4.3%	↑



ACTIVITY



Month	2019	2020
April	933	1,987
May	3,335	5,016
June	5,679	6,998
July	8,490	10,980
August	11,203	13,243
September	13,609	15,339
October	16,329	
November	18,788	
December	21,212	
January	23,644	
February	27,175	
March	31,178	
April	32,962	
May	32,988	
June	32,988	

QUALITY

	Quantity	Base Number	Contract	AT	Region	England
% of FP17s for the same patient ID Re-attending within 3 months - Children	162	2,403	6.7%	11.1%	12.0%	11.5%
% of FP17s for the same patient ID Re-attending within 3 months - Adults	638	4,748	13.4%	16.6%	17.2%	15.4%
% of FP17s for the same patient ID Re-attending between 3 & 9 months - Children	1,083	2,403	45.1%	45.5%	49.4%	59.7%
% of FP17s for the same patient ID Re-attending between 3 & 9 months - Adults	1,677	4,748	35.3%	37.1%	39.2%	51.7%
% of FP17s for Band 1 Urgent Courses	599	6,540	9.2%	11.3%	11.0%	9.2%
% of FP17s Relating to Free Repair or Replacements	23	6,540	0.4%	0.5%	0.5%	0.7%
% of FP17s Relating to Continuations	8	6,540	0.1%	0.7%	0.7%	0.8%
% of Patients satisfied with the dentistry they have received	4	5	N/A	91.5%	90.9%	93.5%
% of Patients satisfied with the time they had to wait for an appointment	5	5	N/A	80.9%	83.7%	87.4%

* This is based on patients treated on this contract for their most recent course of treatment.

Figures in italics indicate the base number of FP17s or Patient Questionnaire responses are less than 100. N/A is shown where the base number of responses is less than 10 during the period. % is calculated as Quantity/Base number*100

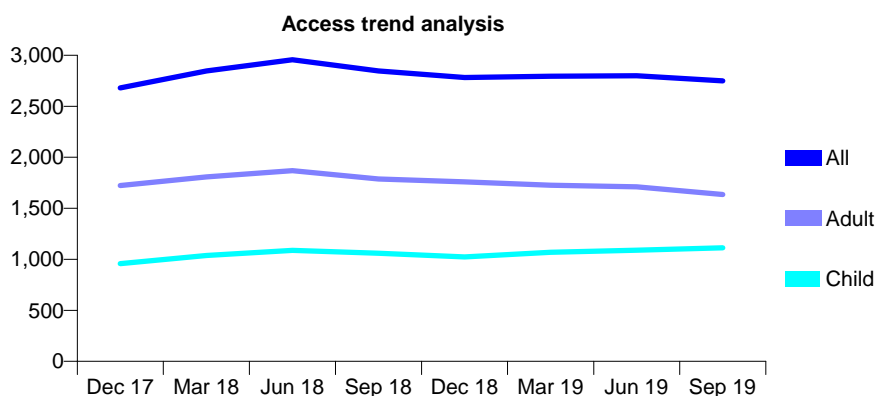
Q61 - Vital Signs At a Glance Contract Report for 166790/0001 - September 2019

Name or company name	East London Dental Care
Contract type name	GDS Contract
Purpose of contract	General
Contract start date	10/02/2014
Contract end date	

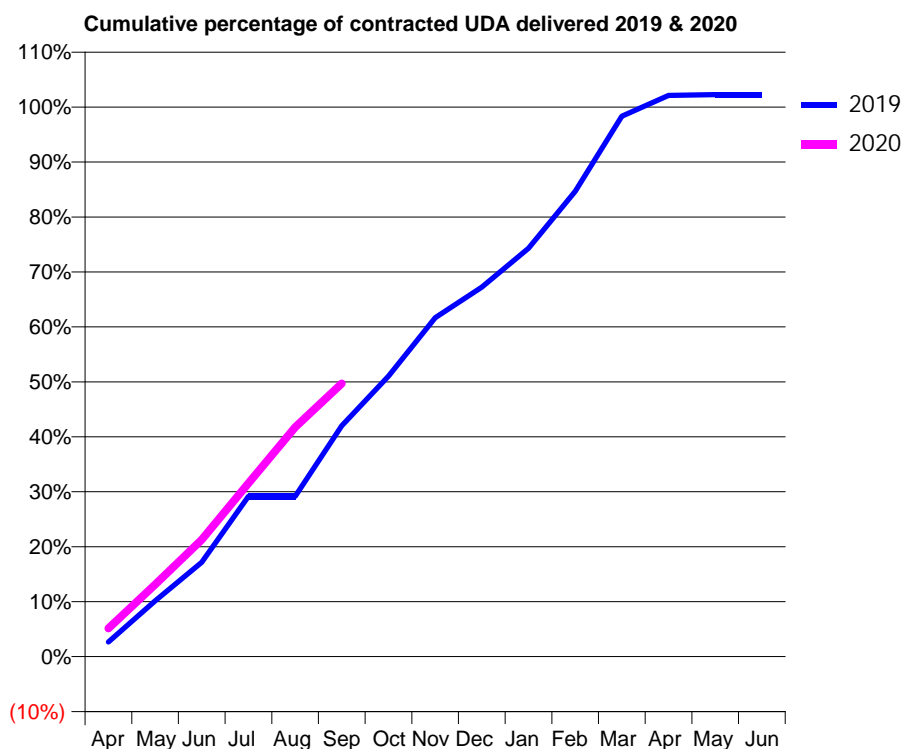
19/20 Contracted general activity (UDA)	6,171
Carry forward general activity (UDA)	-123
19/20 Contracted orthodontic activity (UOA)	0
Carry forward orthodontic activity (UOA)	0
Baseline contract value	£164,732.24

ACCESS*

Patients seen in 24 months	Total	Change since previous quarter
Quarter ending September 2018	2,846	
Quarter ending December 2018	2,783	↓
Quarter ending March 2019	2,794	→
Quarter ending June 2019	2,799	→
Quarter ending September 2019	2,748	↓
Variance since September 2018	(3.4%)	↓



ACTIVITY



Month	Adjusted Scheduled Activity (UDA)	
	2019	2020
April	165	318
May	626	809
June	1,060	1,312
July	1,799	1,947
August	1,799	2,577
September	2,592	3,068
October	3,150	
November	3,805	
December	4,150	
January	4,585	
February	5,226	
March	6,067	
April	6,302	
May	6,310	
June	6,310	

QUALITY

	Quantity	Base Number	Contract	AT	Region	England
% of FP17s for the same patient ID Re-attending within 3 months - Children	36	714	5.0%	11.1%	12.0%	11.5%
% of FP17s for the same patient ID Re-attending within 3 months - Adults	45	706	6.4%	16.6%	17.2%	15.4%
% of FP17s for the same patient ID Re-attending between 3 & 9 months - Children	346	714	48.5%	45.5%	49.4%	59.7%
% of FP17s for the same patient ID Re-attending between 3 & 9 months - Adults	311	706	44.1%	37.1%	39.2%	51.7%
% of FP17s for Band 1 Urgent Courses	24	1,311	1.8%	11.3%	11.0%	9.2%
% of FP17s Relating to Free Repair or Replacements	1	1,311	0.1%	0.5%	0.5%	0.7%
% of FP17s Relating to Continuations	7	1,311	0.5%	0.7%	0.7%	0.8%
% of Patients satisfied with the dentistry they have received	1	2	N/A	91.5%	90.9%	93.5%
% of Patients satisfied with the time they had to wait for an appointment	2	2	N/A	80.9%	83.7%	87.4%

* This is based on patients treated on this contract for their most recent course of treatment. Figures in italics indicate the base number of FP17s or Patient Questionnaire responses are less than 100. N/A is shown where the base number of responses is less than 10 during the period. % is calculated as Quantity/Base number*100

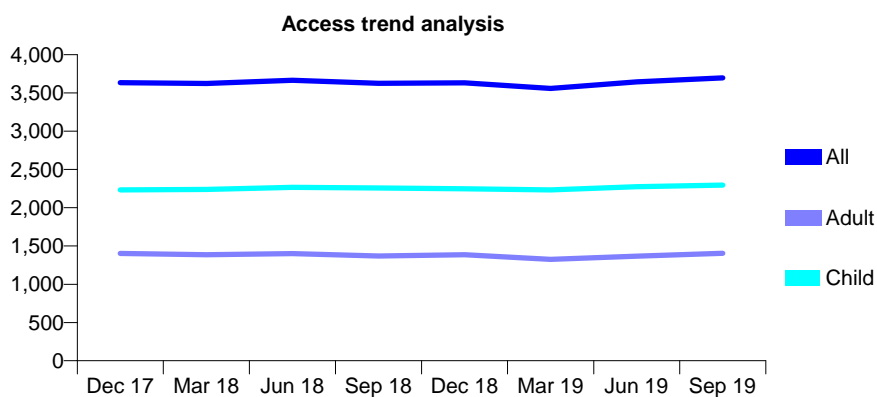
Q61 - Vital Signs At a Glance Contract Report for 166839/0001 - September 2019

Name or company name	Dr S Hirekodi and Mrs A Hirekodi
Contract type name	GDS Contract
Purpose of contract	General
Contract start date	01/04/2012
Contract end date	

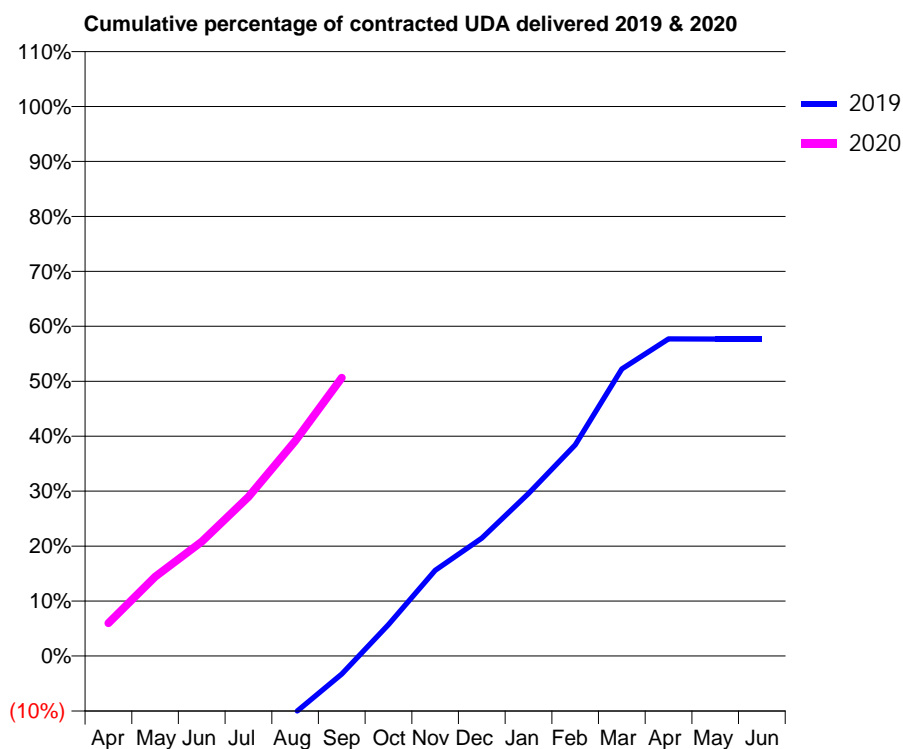
19/20 Contracted general activity (UDA)	11,785
Carry forward general activity (UDA)	0
19/20 Contracted orthodontic activity (UOA)	0
Carry forward orthodontic activity (UOA)	0
Baseline contract value	£391,730.92

ACCESS*

Patients seen in 24 months	Total	Change since previous quarter
Quarter ending September 2018	3,627	
Quarter ending December 2018	3,632	→
Quarter ending March 2019	3,558	↓
Quarter ending June 2019	3,643	↑
Quarter ending September 2019	3,698	→
Variance since September 2018	2.0%	→



ACTIVITY



Month	Adjusted Scheduled Activity (UDA)	
	2019	2020
April	-3,748	706
May	-3,277	1,700
June	-2,790	2,451
July	-2,114	3,412
August	-1,220	4,611
September	-388	5,968
October	674	
November	1,838	
December	2,530	
January	3,486	
February	4,528	
March	6,156	
April	6,799	
May	6,797	
June	6,797	

QUALITY

	Quantity	Base Number	Contract	AT	Region	England
% of FP17s for the same patient ID Re-attending within 3 months - Children	217	1,649	13.2%	11.1%	12.0%	11.5%
% of FP17s for the same patient ID Re-attending within 3 months - Adults	175	771	22.7%	16.6%	17.2%	15.4%
% of FP17s for the same patient ID Re-attending between 3 & 9 months - Children	781	1,649	47.4%	45.5%	49.4%	59.7%
% of FP17s for the same patient ID Re-attending between 3 & 9 months - Adults	247	771	32.0%	37.1%	39.2%	51.7%
% of FP17s for Band 1 Urgent Courses	281	2,233	12.6%	11.3%	11.0%	9.2%
% of FP17s Relating to Free Repair or Replacements	0	2,233	0.0%	0.5%	0.5%	0.7%
% of FP17s Relating to Continuations	0	2,233	0.0%	0.7%	0.7%	0.8%
% of Patients satisfied with the dentistry they have received	0	0	N/A	91.5%	90.9%	93.5%
% of Patients satisfied with the time they had to wait for an appointment	0	0	N/A	80.9%	83.7%	87.4%

* This is based on patients treated on this contract for their most recent course of treatment. Figures in italics indicate the base number of FP17s or Patient Questionnaire responses are less than 100. N/A is shown where the base number of responses is less than 10 during the period. % is calculated as Quantity/Base number*100

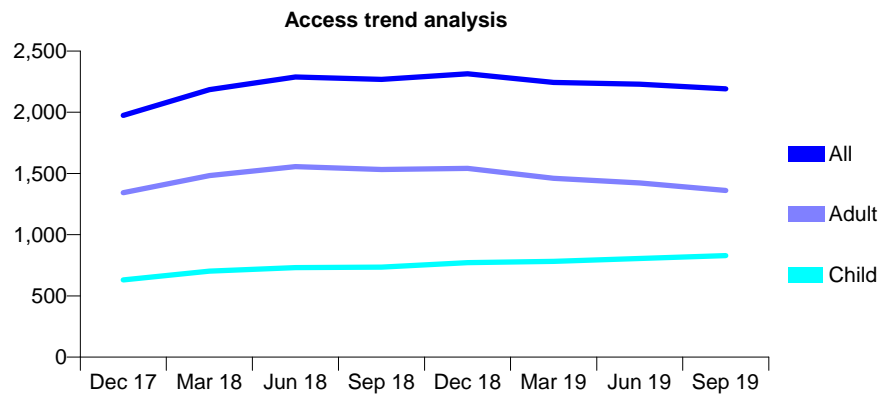
Q61 - Vital Signs At a Glance Contract Report for 167371/0001 - September 2019

Name or company name	All Smiles Dental Care
Contract type name	GDS Contract
Purpose of contract	General
Contract start date	01/09/2014
Contract end date	

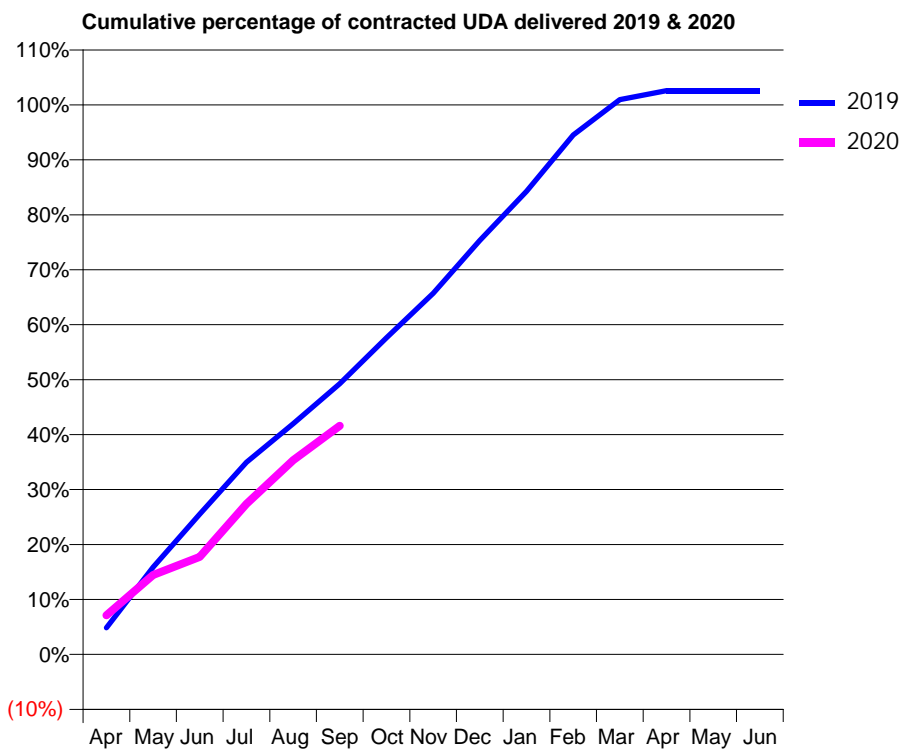
19/20 Contracted general activity (UDA)	5,168
Carry forward general activity (UDA)	-103
19/20 Contracted orthodontic activity (UOA)	0
Carry forward orthodontic activity (UOA)	0
Baseline contract value	£151,794.55

ACCESS*

Patients seen in 24 months	Total	Change since previous quarter
Quarter ending September 2018	2,268	
Quarter ending December 2018	2,314	↑
Quarter ending March 2019	2,244	↓
Quarter ending June 2019	2,229	→
Quarter ending September 2019	2,191	↓
Variance since September 2018	(3.4%)	↓



ACTIVITY



Month	Adjusted Scheduled Activity (UDA)	
	2019	2020
April	250	368
May	821	747
June	1,319	918
July	1,807	1,415
August	2,170	1,827
September	2,545	2,150
October	2,978	
November	3,397	
December	3,894	
January	4,355	
February	4,884	
March	5,217	
April	5,302	
May	5,302	
June	5,302	

QUALITY

	Quantity	Base Number	Contract	AT	Region	England
% of FP17s for the same patient ID Re-attending within 3 months - Children	44	487	9.0%	11.1%	12.0%	11.5%
% of FP17s for the same patient ID Re-attending within 3 months - Adults	113	608	18.6%	16.6%	17.2%	15.4%
% of FP17s for the same patient ID Re-attending between 3 & 9 months - Children	185	487	38.0%	45.5%	49.4%	59.7%
% of FP17s for the same patient ID Re-attending between 3 & 9 months - Adults	231	608	38.0%	37.1%	39.2%	51.7%
% of FP17s for Band 1 Urgent Courses	90	1,039	8.7%	11.3%	11.0%	9.2%
% of FP17s Relating to Free Repair or Replacements	4	1,039	0.4%	0.5%	0.5%	0.7%
% of FP17s Relating to Continuations	10	1,039	1.0%	0.7%	0.7%	0.8%
% of Patients satisfied with the dentistry they have received	1	1	N/A	91.5%	90.9%	93.5%
% of Patients satisfied with the time they had to wait for an appointment	1	1	N/A	80.9%	83.7%	87.4%

* This is based on patients treated on this contract for their most recent course of treatment. Figures in italics indicate the base number of FP17s or Patient Questionnaire responses are less than 100. N/A is shown where the base number of responses is less than 10 during the period. % is calculated as Quantity/Base number*100

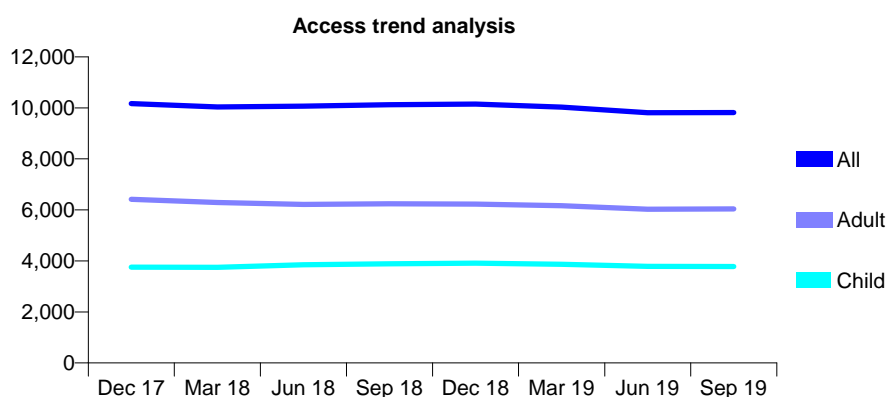
Q61 - Vital Signs At a Glance Contract Report for 168009/0001 - September 2019

Name or company name	East Street Dental Ltd
Contract type name	GDS Contract
Purpose of contract	General
Contract start date	01/12/2007
Contract end date	

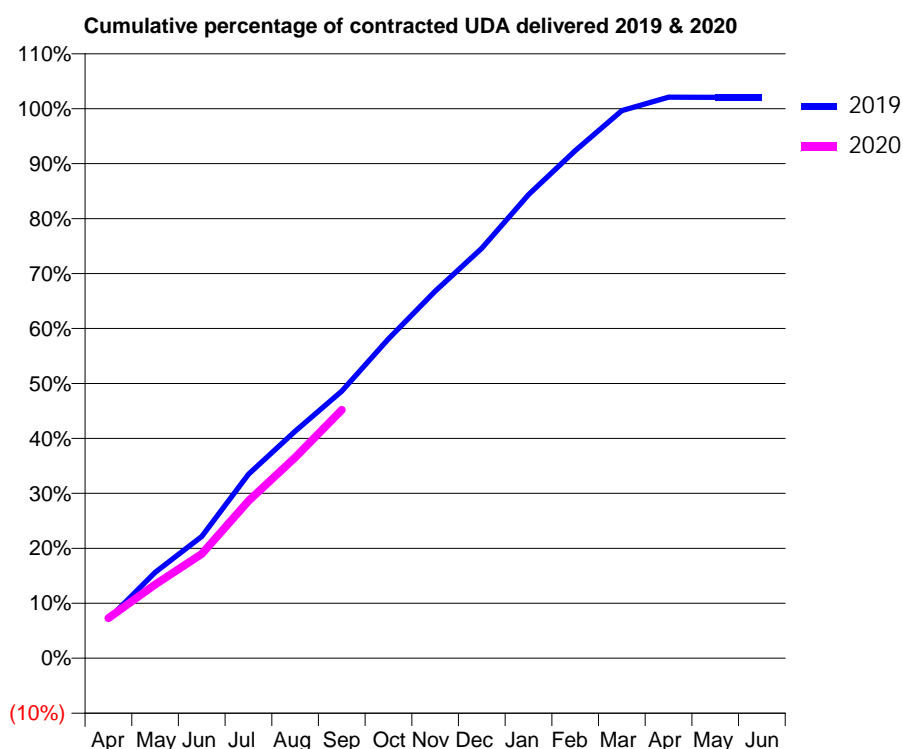
19/20 Contracted general activity (UDA)	24,937
Carry forward general activity (UDA)	-498
19/20 Contracted orthodontic activity (UOA)	0
Carry forward orthodontic activity (UOA)	0
Baseline contract value	£811,733.82

ACCESS*

Patients seen in 24 months	Total	Change since previous quarter
Quarter ending September 2018	10,127	
Quarter ending December 2018	10,144	→
Quarter ending March 2019	10,031	↓
Quarter ending June 2019	9,812	↓
Quarter ending September 2019	9,815	→
Variance since September 2018	(3.1%)	↓



ACTIVITY



Month	2019	2020
April	1,774	1,818
May	3,897	3,343
June	5,520	4,730
July	8,350	7,135
August	10,303	9,110
September	12,117	11,267
October	14,493	
November	16,654	
December	18,606	
January	21,032	
February	23,036	
March	24,850	
April	25,453	
May	25,452	
June	25,449	

QUALITY

	Quantity	Base Number	Contract	AT	Region	England
% of FP17s for the same patient ID Re-attending within 3 months - Children	102	2,246	4.5%	11.1%	12.0%	11.5%
% of FP17s for the same patient ID Re-attending within 3 months - Adults	278	2,895	9.6%	16.6%	17.2%	15.4%
% of FP17s for the same patient ID Re-attending between 3 & 9 months - Children	1,171	2,246	52.1%	45.5%	49.4%	59.7%
% of FP17s for the same patient ID Re-attending between 3 & 9 months - Adults	1,144	2,895	39.5%	37.1%	39.2%	51.7%
% of FP17s for Band 1 Urgent Courses	472	4,941	9.6%	11.3%	11.0%	9.2%
% of FP17s Relating to Free Repair or Replacements	25	4,941	0.5%	0.5%	0.5%	0.7%
% of FP17s Relating to Continuations	10	4,941	0.2%	0.7%	0.7%	0.8%
% of Patients satisfied with the dentistry they have received	0	0	N/A	91.5%	90.9%	93.5%
% of Patients satisfied with the time they had to wait for an appointment	0	0	N/A	80.9%	83.7%	87.4%

* This is based on patients treated on this contract for their most recent course of treatment.

Figures in italics indicate the base number of FP17s or Patient Questionnaire responses are less than 100. N/A is shown where the base number of responses is less than 10 during the period. % is calculated as Quantity/Base number*100

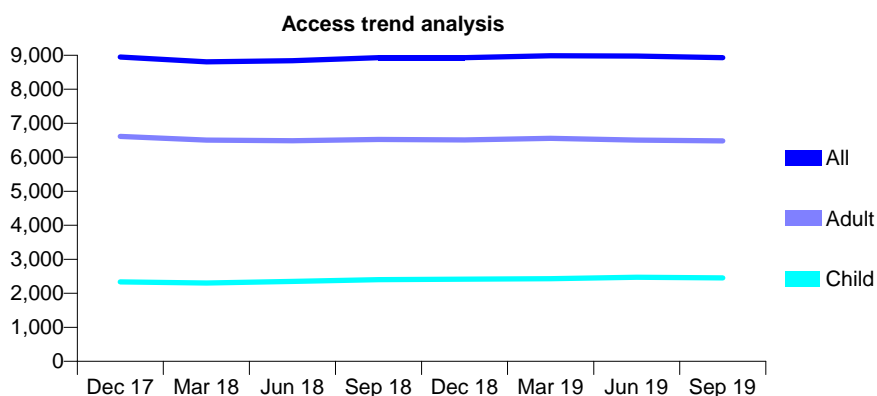
Q61 - Vital Signs At a Glance Contract Report for 169234/0001 - September 2019

Name or company name	Hoe St Dental Surgery Ltd
Contract type name	GDS Contract
Purpose of contract	General
Contract start date	01/11/2011
Contract end date	

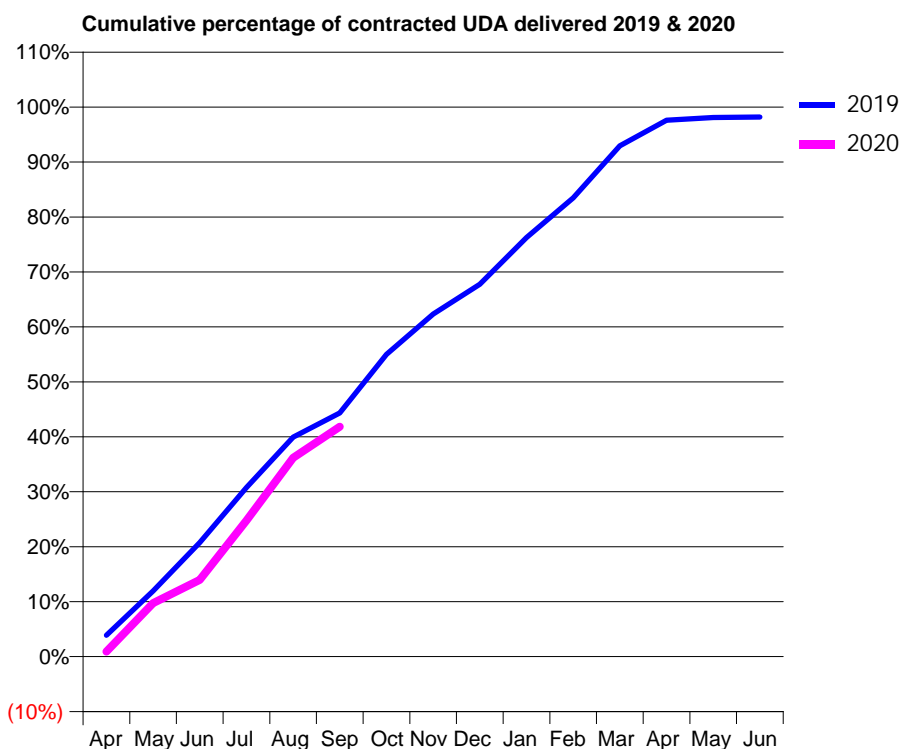
19/20 Contracted general activity (UDA)	24,870
Carry forward general activity (UDA)	447
19/20 Contracted orthodontic activity (UOA)	0
Carry forward orthodontic activity (UOA)	0
Baseline contract value	£719,497.85

ACCESS*

Patients seen in 24 months	Total	Change since previous quarter
Quarter ending September 2018	8,926	
Quarter ending December 2018	8,926	→
Quarter ending March 2019	8,986	→
Quarter ending June 2019	8,975	→
Quarter ending September 2019	8,933	→
Variance since September 2018	0.1%	→



ACTIVITY



Month	Adjusted Scheduled Activity (UDA)	
	2019	2020
April	966	224
May	2,969	2,421
June	5,162	3,471
July	7,653	6,158
August	9,933	9,003
September	11,029	10,409
October	13,678	
November	15,500	
December	16,853	
January	18,967	
February	20,760	
March	23,110	
April	24,273	
May	24,396	
June	24,423	

QUALITY

	Quantity	Base Number	Contract	AT	Region	England
% of FP17s for the same patient ID Re-attending within 3 months - Children	107	1,280	8.4%	11.1%	12.0%	11.5%
% of FP17s for the same patient ID Re-attending within 3 months - Adults	294	2,793	10.5%	16.6%	17.2%	15.4%
% of FP17s for the same patient ID Re-attending between 3 & 9 months - Children	327	1,280	25.5%	45.5%	49.4%	59.7%
% of FP17s for the same patient ID Re-attending between 3 & 9 months - Adults	606	2,793	21.7%	37.1%	39.2%	51.7%
% of FP17s for Band 1 Urgent Courses	268	3,476	7.7%	11.3%	11.0%	9.2%
% of FP17s Relating to Free Repair or Replacements	36	3,476	1.0%	0.5%	0.5%	0.7%
% of FP17s Relating to Continuations	42	3,476	1.2%	0.7%	0.7%	0.8%
% of Patients satisfied with the dentistry they have received	2	2	N/A	91.5%	90.9%	93.5%
% of Patients satisfied with the time they had to wait for an appointment	2	2	N/A	80.9%	83.7%	87.4%

* This is based on patients treated on this contract for their most recent course of treatment. Figures in italics indicate the base number of FP17s or Patient Questionnaire responses are less than 100. N/A is shown where the base number of responses is less than 10 during the period. % is calculated as Quantity/Base number*100

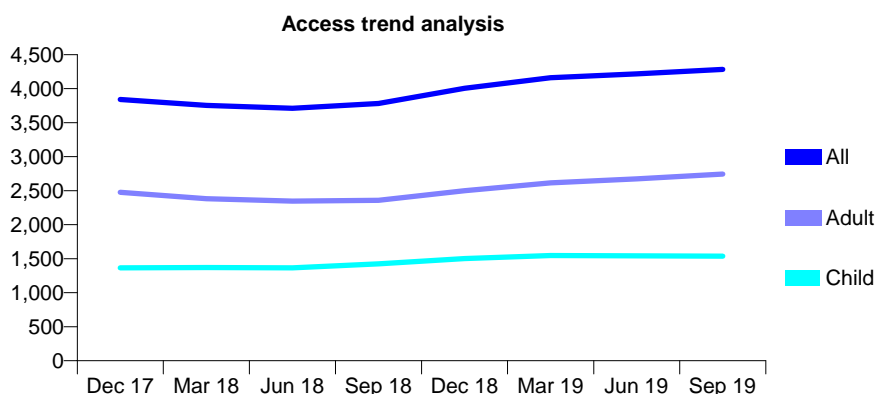
Q61 - Vital Signs At a Glance Contract Report for 169285/0001 - September 2019

Name or company name	TMG Dentistry Ltd
Contract type name	Pilot Contract
Purpose of contract	General
Contract start date	01/04/2010
Contract end date	

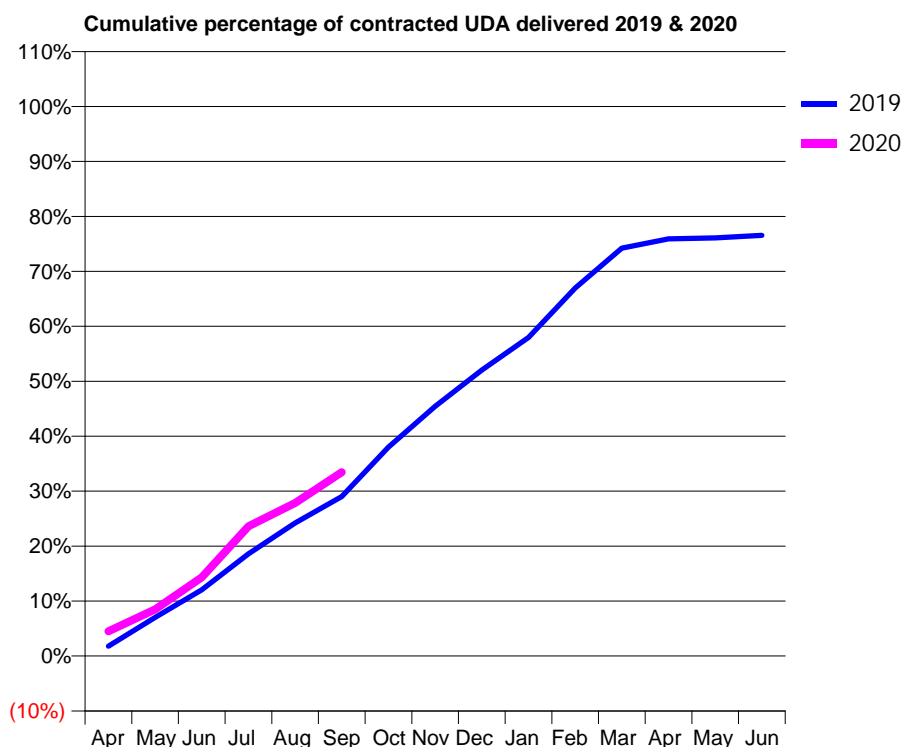
19/20 Contracted general activity (UDA)	12,000
Carry forward general activity (UDA)	0
19/20 Contracted orthodontic activity (UOA)	0
Carry forward orthodontic activity (UOA)	0
Baseline contract value	£413,353.33

ACCESS*

Patients seen in 24 months	Total	Change since previous quarter
Quarter ending September 2018	3,782	
Quarter ending December 2018	4,004	↑
Quarter ending March 2019	4,162	↑
Quarter ending June 2019	4,217	→
Quarter ending September 2019	4,283	→
Variance since September 2018	13.2%	↑



ACTIVITY



Month	Adjusted Scheduled Activity (UDA)	
	2019	2020
April	218	540
May	845	1,018
June	1,445	1,716
July	2,233	2,831
August	2,907	3,342
September	3,481	4,015
October	4,562	
November	5,453	
December	6,242	
January	6,954	
February	8,034	
March	8,907	
April	9,110	
May	9,132	
June	9,185	

QUALITY

	Quantity	Base Number	Contract	AT	Region	England
% of FP17s for the same patient ID Re-attending within 3 months - Children	29	725	4.0%	11.1%	12.0%	11.5%
% of FP17s for the same patient ID Re-attending within 3 months - Adults	68	1,057	6.4%	16.6%	17.2%	15.4%
% of FP17s for the same patient ID Re-attending between 3 & 9 months - Children	268	725	37.0%	45.5%	49.4%	59.7%
% of FP17s for the same patient ID Re-attending between 3 & 9 months - Adults	270	1,057	25.5%	37.1%	39.2%	51.7%
% of FP17s for Band 1 Urgent Courses	97	1,620	6.0%	11.3%	11.0%	9.2%
% of FP17s Relating to Free Repair or Replacements	2	1,620	0.1%	0.5%	0.5%	0.7%
% of FP17s Relating to Continuations	2	1,620	0.1%	0.7%	0.7%	0.8%
% of Patients satisfied with the dentistry they have received	0	0	N/A	91.5%	90.9%	93.5%
% of Patients satisfied with the time they had to wait for an appointment	0	0	N/A	80.9%	83.7%	87.4%

* This is based on patients treated on this contract for their most recent course of treatment. Figures in italics indicate the base number of FP17s or Patient Questionnaire responses are less than 100. N/A is shown where the base number of responses is less than 10 during the period. % is calculated as Quantity/Base number*100

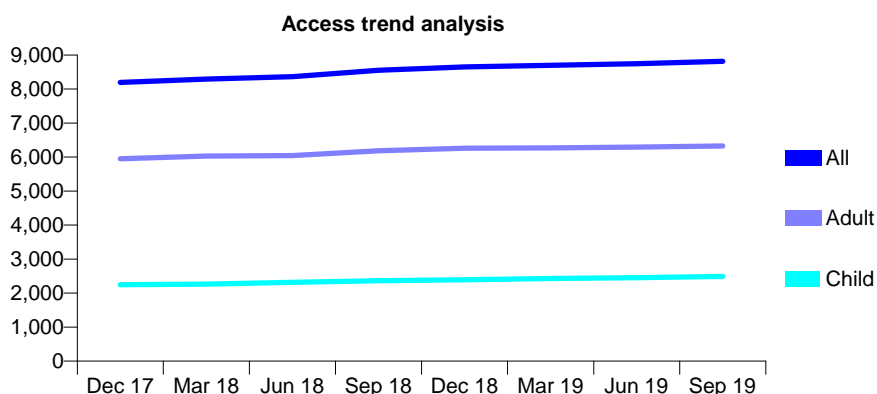
Q61 - Vital Signs At a Glance Contract Report for 170070/0001 - September 2019

Name or company name	Chadwell Dental Practice Ltd
Contract type name	GDS Contract
Purpose of contract	General
Contract start date	01/06/2011
Contract end date	

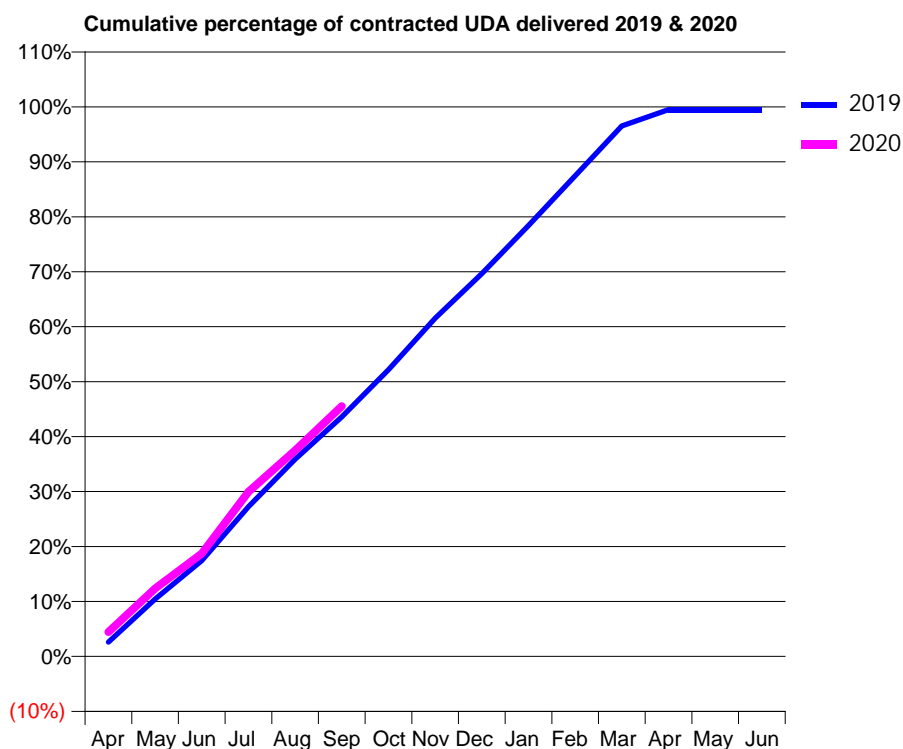
19/20 Contracted general activity (UDA)	23,737
Carry forward general activity (UDA)	123
19/20 Contracted orthodontic activity (UOA)	0
Carry forward orthodontic activity (UOA)	0
Baseline contract value	£585,302.61

ACCESS*

Patients seen in 24 months	Total	Change since previous quarter
Quarter ending September 2018	8,550	
Quarter ending December 2018	8,654	→
Quarter ending March 2019	8,700	→
Quarter ending June 2019	8,746	→
Quarter ending September 2019	8,819	→
Variance since September 2018	3.1%	↑



ACTIVITY



Adjusted Scheduled Activity (UDA)		
Month	2019	2020
April	619	1,057
May	2,478	2,936
June	4,141	4,445
July	6,466	7,111
August	8,523	8,903
September	10,348	10,809
October	12,386	
November	14,610	
December	16,537	
January	18,614	
February	20,761	
March	22,912	
April	23,614	
May	23,614	
June	23,614	

QUALITY

	Quantity	Base Number	Contract	AT	Region	England
% of FP17s for the same patient ID Re-attending within 3 months - Children	140	1,601	8.7%	11.1%	12.0%	11.5%
% of FP17s for the same patient ID Re-attending within 3 months - Adults	627	3,940	15.9%	16.6%	17.2%	15.4%
% of FP17s for the same patient ID Re-attending between 3 & 9 months - Children	729	1,601	45.5%	45.5%	49.4%	59.7%
% of FP17s for the same patient ID Re-attending between 3 & 9 months - Adults	1,948	3,940	49.4%	37.1%	39.2%	51.7%
% of FP17s for Band 1 Urgent Courses	197	5,237	3.8%	11.3%	11.0%	9.2%
% of FP17s Relating to Free Repair or Replacements	106	5,237	2.0%	0.5%	0.5%	0.7%
% of FP17s Relating to Continuations	34	5,237	0.6%	0.7%	0.7%	0.8%
% of Patients satisfied with the dentistry they have received	0	0	N/A	91.5%	90.9%	93.5%
% of Patients satisfied with the time they had to wait for an appointment	0	0	N/A	80.9%	83.7%	87.4%

* This is based on patients treated on this contract for their most recent course of treatment. Figures in italics indicate the base number of FP17s or Patient Questionnaire responses are less than 100. N/A is shown where the base number of responses is less than 10 during the period. % is calculated as Quantity/Base number*100

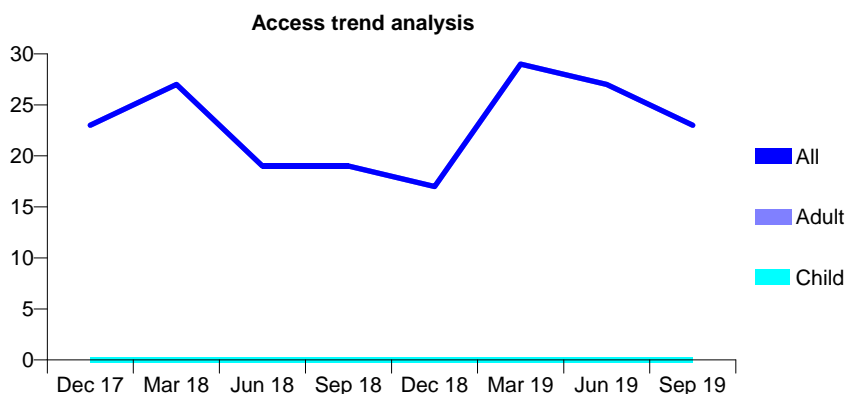
Q61 - Vital Signs At a Glance Contract Report for 170615/0002 - September 2019

Name or company name	Mr N.Nagpaul & Mr J. Ginty
Contract type name	PDS Contract
Purpose of contract	General
Contract start date	01/11/2009
Contract end date	31/03/2020

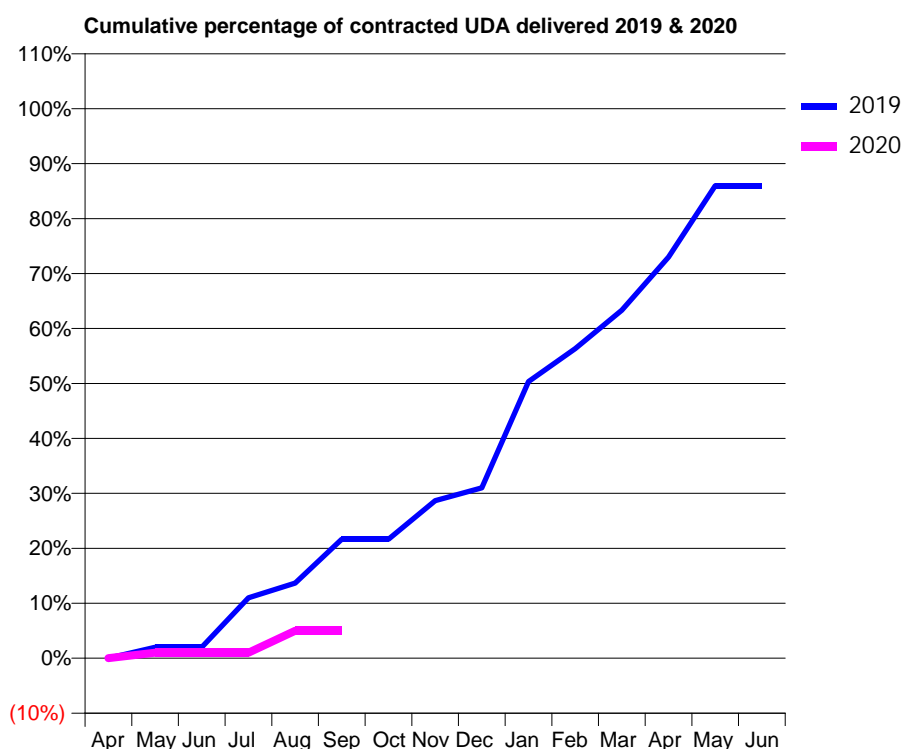
19/20 Contracted general activity (UDA)	300
Carry forward general activity (UDA)	0
19/20 Contracted orthodontic activity (UOA)	0
Carry forward orthodontic activity (UOA)	0
Baseline contract value	£62,711.82

ACCESS*

Patients seen in 24 months	Total	Change since previous quarter
Quarter ending September 2018	19	
Quarter ending December 2018	17	↓
Quarter ending March 2019	29	↑
Quarter ending June 2019	27	↓
Quarter ending September 2019	23	↓
Variance since September 2018	21.1%	↑



ACTIVITY



Month	Adjusted Scheduled Activity (UDA)	
	2019	2020
April	0	0
May	6	3
June	6	3
July	33	3
August	41	15
September	65	15
October	65	
November	86	
December	93	
January	151	
February	169	
March	190	
April	219	
May	258	
June	258	

QUALITY

	Quantity	Base Number	Contract	AT	Region	England
% of FP17s for the same patient ID Re-attending within 3 months - Children	0	1	0.0%	11.1%	12.0%	11.5%
% of FP17s for the same patient ID Re-attending within 3 months - Adults	0	33	0.0%	16.6%	17.2%	15.4%
% of FP17s for the same patient ID Re-attending between 3 & 9 months - Children	0	1	0.0%	45.5%	49.4%	59.7%
% of FP17s for the same patient ID Re-attending between 3 & 9 months - Adults	0	33	0.0%	37.1%	39.2%	51.7%
% of FP17s for Band 1 Urgent Courses	0	5	0.0%	11.3%	11.0%	9.2%
% of FP17s Relating to Free Repair or Replacements	0	5	0.0%	0.5%	0.5%	0.7%
% of FP17s Relating to Continuations	0	5	0.0%	0.7%	0.7%	0.8%
% of Patients satisfied with the dentistry they have received	0	0	N/A	91.5%	90.9%	93.5%
% of Patients satisfied with the time they had to wait for an appointment	0	0	N/A	80.9%	83.7%	87.4%

* This is based on patients treated on this contract for their most recent course of treatment.

Figures in italics indicate the base number of FP17s or Patient Questionnaire responses are less than 100. N/A is shown where the base number of responses is less than 10 during the period. % is calculated as Quantity/Base number*100

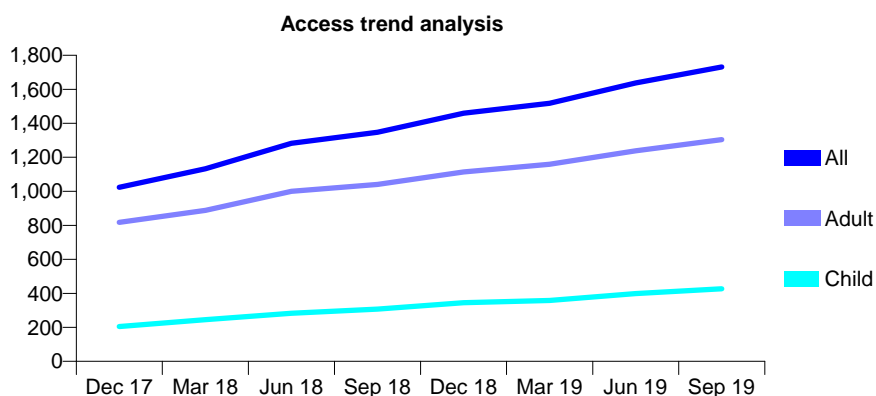
Q61 - Vital Signs At a Glance Contract Report for 170801/0001 - September 2019

Name or company name	Harwinder Kalsi
Contract type name	GDS Contract
Purpose of contract	General
Contract start date	01/06/2012
Contract end date	

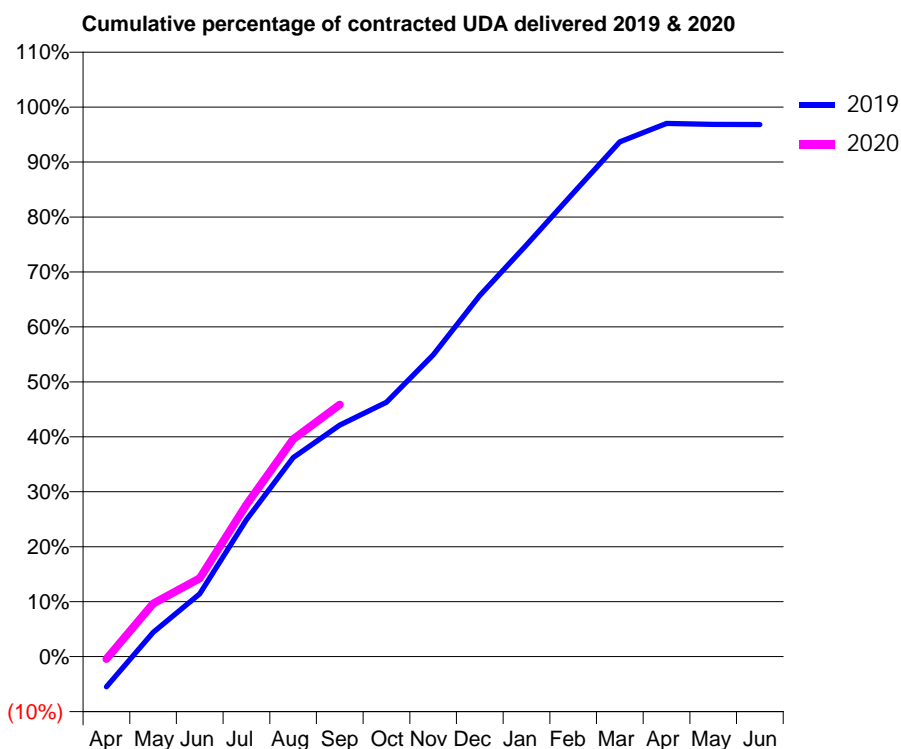
19/20 Contracted general activity (UDA)	3,861
Carry forward general activity (UDA)	123
19/20 Contracted orthodontic activity (UOA)	0
Carry forward orthodontic activity (UOA)	0
Baseline contract value	£110,905.60

ACCESS*

Patients seen in 24 months	Total	Change since previous quarter
Quarter ending September 2018	1,347	
Quarter ending December 2018	1,459	↑
Quarter ending March 2019	1,517	↑
Quarter ending June 2019	1,637	↑
Quarter ending September 2019	1,731	↑
Variance since September 2018	28.5%	↑



ACTIVITY



Month	Adjusted Scheduled Activity (UDA)	
	2019	2020
April	-213	-18
May	171	373
June	442	551
July	962	1,067
August	1,398	1,527
September	1,626	1,770
October	1,787	
November	2,119	
December	2,538	
January	2,892	
February	3,257	
March	3,617	
April	3,746	
May	3,739	
June	3,738	

QUALITY

	Quantity	Base Number	Contract	AT	Region	England
% of FP17s for the same patient ID Re-attending within 3 months - Children	33	280	11.8%	11.1%	12.0%	11.5%
% of FP17s for the same patient ID Re-attending within 3 months - Adults	94	671	14.0%	16.6%	17.2%	15.4%
% of FP17s for the same patient ID Re-attending between 3 & 9 months - Children	116	280	41.4%	45.5%	49.4%	59.7%
% of FP17s for the same patient ID Re-attending between 3 & 9 months - Adults	205	671	30.6%	37.1%	39.2%	51.7%
% of FP17s for Band 1 Urgent Courses	76	885	8.6%	11.3%	11.0%	9.2%
% of FP17s Relating to Free Repair or Replacements	3	885	0.3%	0.5%	0.5%	0.7%
% of FP17s Relating to Continuations	0	885	0.0%	0.7%	0.7%	0.8%
% of Patients satisfied with the dentistry they have received	0	0	N/A	91.5%	90.9%	93.5%
% of Patients satisfied with the time they had to wait for an appointment	0	0	N/A	80.9%	83.7%	87.4%

* This is based on patients treated on this contract for their most recent course of treatment. Figures in italics indicate the base number of FP17s or Patient Questionnaire responses are less than 100. N/A is shown where the base number of responses is less than 10 during the period. % is calculated as Quantity/Base number*100

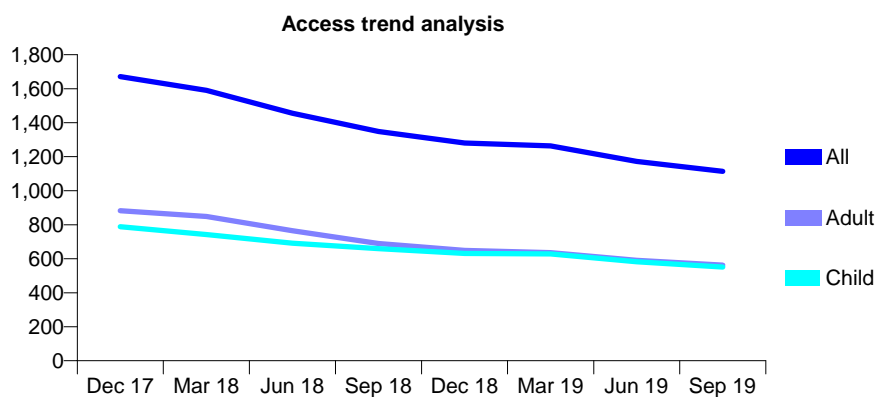
Q61 - Vital Signs At a Glance Contract Report for 171190/0001 - September 2019

Name or company name	The Dental Surgery
Contract type name	GDS Contract
Purpose of contract	General
Contract start date	01/03/2015
Contract end date	

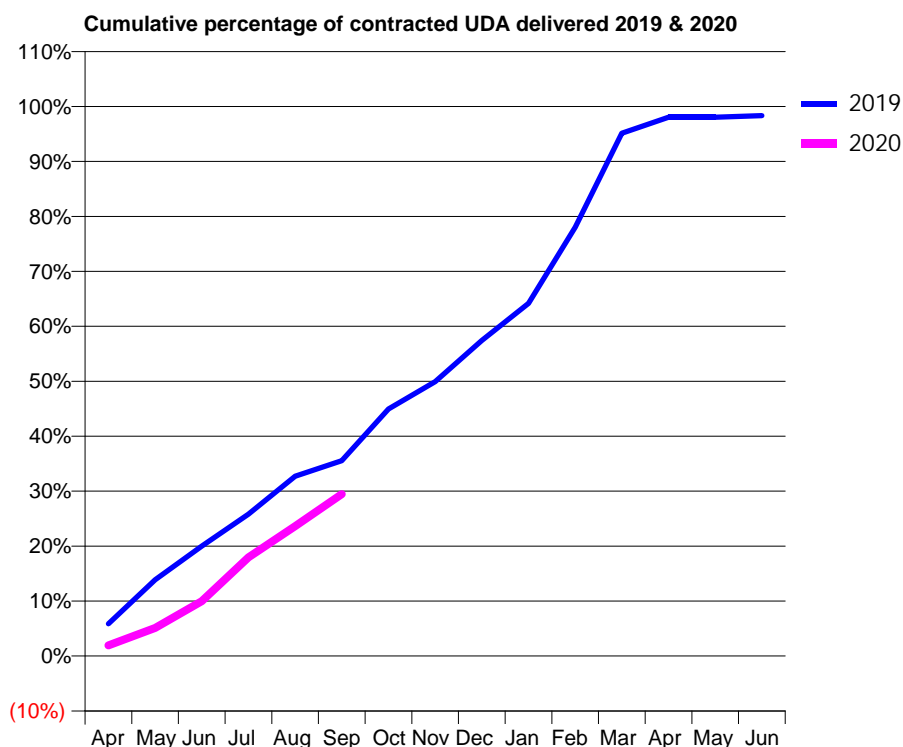
19/20 Contracted general activity (UDA)	4,098
Carry forward general activity (UDA)	68
19/20 Contracted orthodontic activity (UOA)	0
Carry forward orthodontic activity (UOA)	0
Baseline contract value	£139,954.30

ACCESS*

Patients seen in 24 months	Total	Change since previous quarter
Quarter ending September 2018	1,348	
Quarter ending December 2018	1,280	↓
Quarter ending March 2019	1,264	↓
Quarter ending June 2019	1,172	↓
Quarter ending September 2019	1,114	↓
Variance since September 2018	(17.4%)	↓



ACTIVITY



Month	Adjusted Scheduled Activity (UDA)	
	2019	2020
April	241	79
May	570	209
June	819	409
July	1,058	735
August	1,341	968
September	1,456	1,207
October	1,842	
November	2,046	
December	2,353	
January	2,630	
February	3,197	
March	3,899	
April	4,018	
May	4,018	
June	4,030	

QUALITY

	Quantity	Base Number	Contract	AT	Region	England
% of FP17s for the same patient ID Re-attending within 3 months - Children	41	355	11.5%	11.1%	12.0%	11.5%
% of FP17s for the same patient ID Re-attending within 3 months - Adults	73	305	23.9%	16.6%	17.2%	15.4%
% of FP17s for the same patient ID Re-attending between 3 & 9 months - Children	200	355	56.3%	45.5%	49.4%	59.7%
% of FP17s for the same patient ID Re-attending between 3 & 9 months - Adults	148	305	48.5%	37.1%	39.2%	51.7%
% of FP17s for Band 1 Urgent Courses	68	605	11.2%	11.3%	11.0%	9.2%
% of FP17s Relating to Free Repair or Replacements	1	605	0.2%	0.5%	0.5%	0.7%
% of FP17s Relating to Continuations	7	605	1.2%	0.7%	0.7%	0.8%
% of Patients satisfied with the dentistry they have received	0	0	N/A	91.5%	90.9%	93.5%
% of Patients satisfied with the time they had to wait for an appointment	0	0	N/A	80.9%	83.7%	87.4%

* This is based on patients treated on this contract for their most recent course of treatment. Figures in italics indicate the base number of FP17s or Patient Questionnaire responses are less than 100. N/A is shown where the base number of responses is less than 10 during the period. % is calculated as Quantity/Base number*100

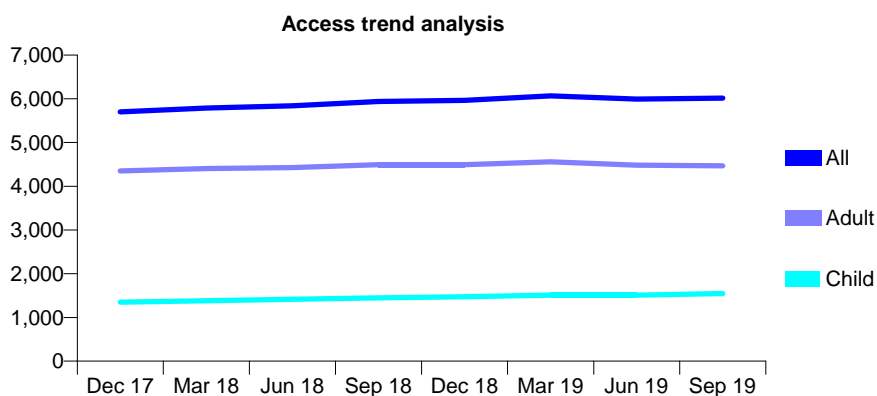
Q61 - Vital Signs At a Glance Contract Report for 173231/0001 - September 2019

Name or company name	S Shah and A Patel
Contract type name	GDS Contract
Purpose of contract	General
Contract start date	22/08/2013
Contract end date	

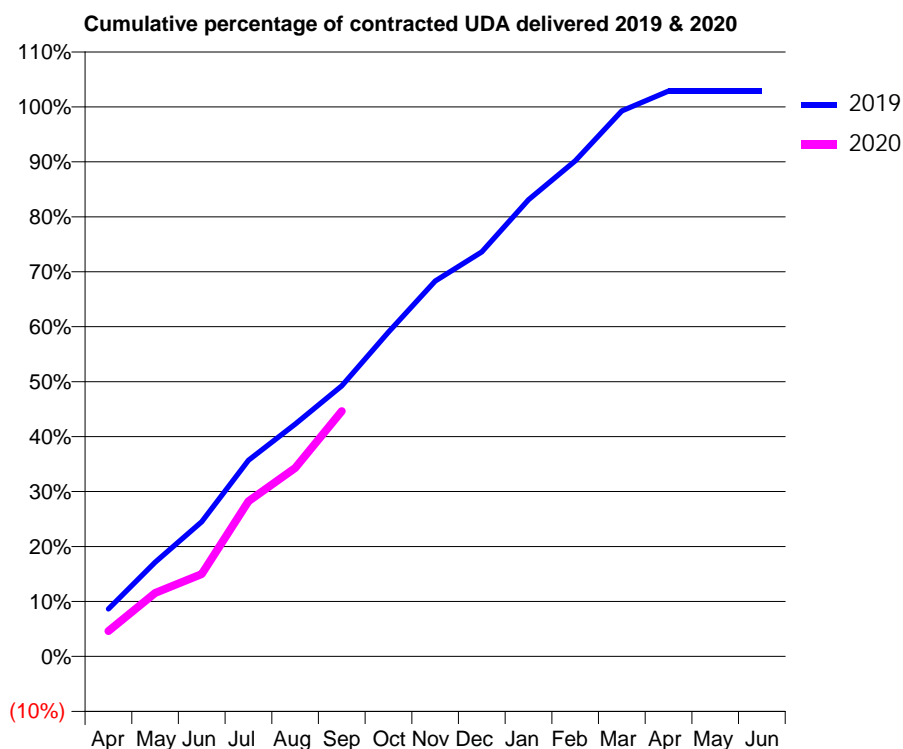
19/20 Contracted general activity (UDA)	14,477
Carry forward general activity (UDA)	-289
19/20 Contracted orthodontic activity (UOA)	0
Carry forward orthodontic activity (UOA)	0
Baseline contract value	£350,114.82

ACCESS*

Patients seen in 24 months	Total	Change since previous quarter
Quarter ending September 2018	5,938	
Quarter ending December 2018	5,964	→
Quarter ending March 2019	6,065	→
Quarter ending June 2019	5,992	↓
Quarter ending September 2019	6,015	→
Variance since September 2018	1.3%	→



ACTIVITY



Adjusted Scheduled Activity (UDA)		
Month	2019	2020
April	1,249	670
May	2,482	1,674
June	3,550	2,170
July	5,166	4,087
August	6,123	4,967
September	7,125	6,461
October	8,543	
November	9,889	
December	10,658	
January	12,031	
February	13,057	
March	14,370	
April	14,896	
May	14,895	
June	14,895	

QUALITY

	Quantity	Base Number	Contract	AT	Region	England
% of FP17s for the same patient ID Re-attending within 3 months - Children	75	940	8.0%	11.1%	12.0%	11.5%
% of FP17s for the same patient ID Re-attending within 3 months - Adults	344	2,332	14.8%	16.6%	17.2%	15.4%
% of FP17s for the same patient ID Re-attending between 3 & 9 months - Children	456	940	48.5%	45.5%	49.4%	59.7%
% of FP17s for the same patient ID Re-attending between 3 & 9 months - Adults	984	2,332	42.2%	37.1%	39.2%	51.7%
% of FP17s for Band 1 Urgent Courses	448	2,983	15.0%	11.3%	11.0%	9.2%
% of FP17s Relating to Free Repair or Replacements	22	2,983	0.7%	0.5%	0.5%	0.7%
% of FP17s Relating to Continuations	7	2,983	0.2%	0.7%	0.7%	0.8%
% of Patients satisfied with the dentistry they have received	1	1	N/A	91.5%	90.9%	93.5%
% of Patients satisfied with the time they had to wait for an appointment	1	1	N/A	80.9%	83.7%	87.4%

* This is based on patients treated on this contract for their most recent course of treatment. Figures in italics indicate the base number of FP17s or Patient Questionnaire responses are less than 100. N/A is shown where the base number of responses is less than 10 during the period. % is calculated as Quantity/Base number*100

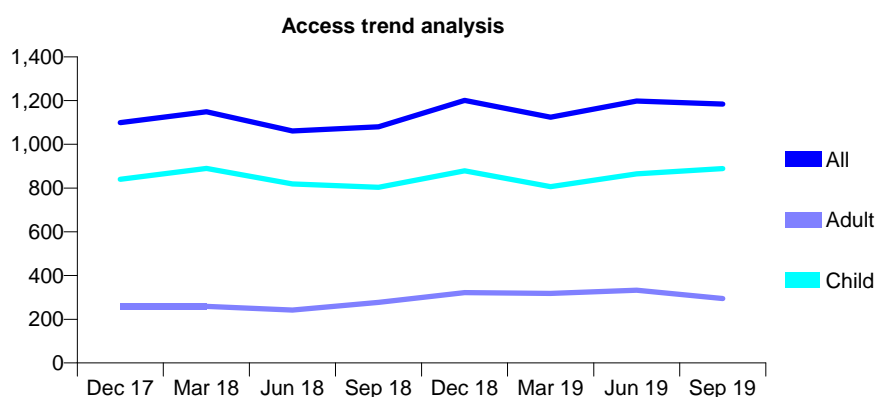
Q61 - Vital Signs At a Glance Contract Report for 174122/0001 - September 2019

Name or company name	Mr Matthew Power, Mrs Nicola Powerand M
Contract type name	GDS Contract
Purpose of contract	General and Orthodontic
Contract start date	01/11/2010
Contract end date	

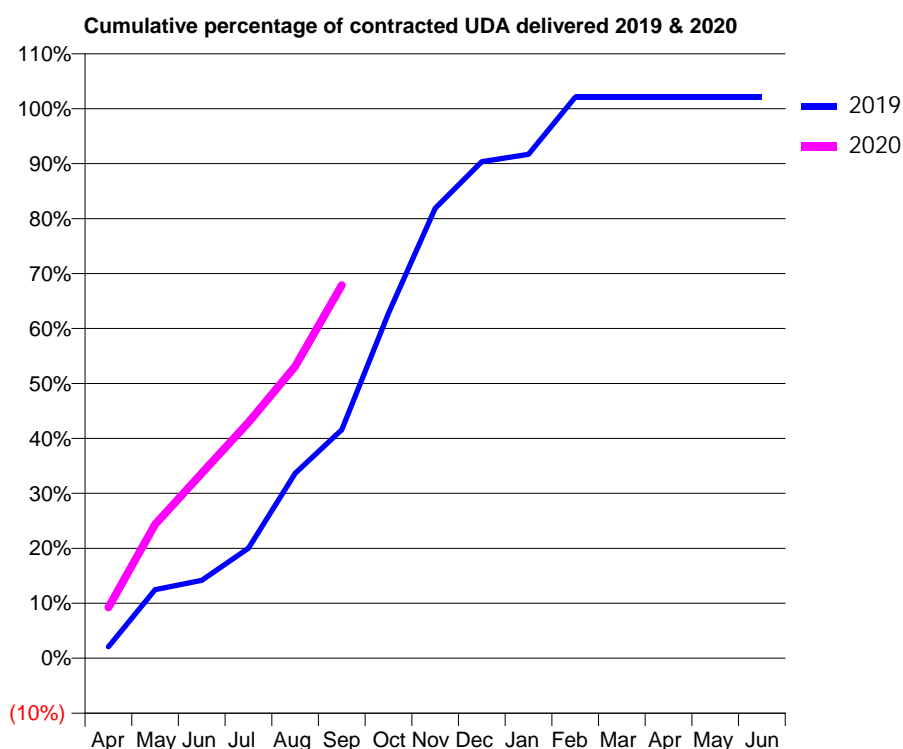
19/20 Contracted general activity (UDA)	529
Carry forward general activity (UDA)	-10
19/20 Contracted orthodontic activity (UOA)	10,864
Carry forward orthodontic activity (UOA)	-217
Baseline contract value	£779,915.16

ACCESS*

Patients seen in 24 months	Total	Change since previous quarter
Quarter ending September 2018	1,080	
Quarter ending December 2018	1,201	↑
Quarter ending March 2019	1,124	↓
Quarter ending June 2019	1,198	↑
Quarter ending September 2019	1,184	↓
Variance since September 2018	9.6%	↑



ACTIVITY



Month	2019	2020
April	11	49
May	66	129
June	75	178
July	106	227
August	178	281
September	220	359
October	332	
November	433	
December	478	
January	485	
February	540	
March	540	
April	540	
May	540	
June	540	

QUALITY

	Quantity	Base Number	Contract	AT	Region	England
% of FP17s for the same patient ID Re-attending within 3 months - Children	70	700	10.0%	11.1%	12.0%	11.5%
% of FP17s for the same patient ID Re-attending within 3 months - Adults	0	6	0.0%	16.6%	17.2%	15.4%
% of FP17s for the same patient ID Re-attending between 3 & 9 months - Children	46	700	6.6%	45.5%	49.4%	59.7%
% of FP17s for the same patient ID Re-attending between 3 & 9 months - Adults	0	6	0.0%	37.1%	39.2%	51.7%
% of FP17s for Band 1 Urgent Courses	0	345	0.0%	11.3%	11.0%	9.2%
% of FP17s Relating to Free Repair or Replacements	0	345	0.0%	0.5%	0.5%	0.7%
% of FP17s Relating to Continuations	0	345	0.0%	0.7%	0.7%	0.8%
% of Patients satisfied with the dentistry they have received	0	0	N/A	91.5%	90.9%	93.5%
% of Patients satisfied with the time they had to wait for an appointment	0	0	N/A	80.9%	83.7%	87.4%

* This is based on patients treated on this contract for their most recent course of treatment.

Figures in italics indicate the base number of FP17s or Patient Questionnaire responses are less than 100. N/A is shown where the base number of responses is less than 10 during the period. % is calculated as Quantity/Base number*100

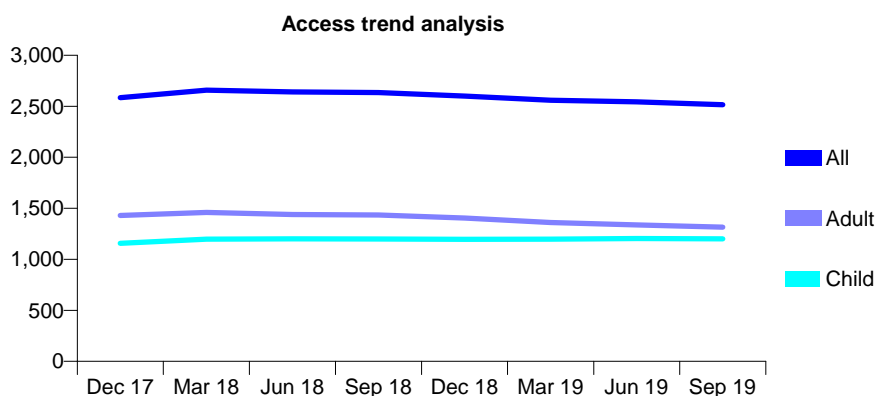
Q61 - Vital Signs At a Glance Contract Report for 175773/0001 - September 2019

Name or company name	Mr Monsur Hannan & Mr Amin Mandegarar
Contract type name	GDS Contract
Purpose of contract	General
Contract start date	01/04/2008
Contract end date	

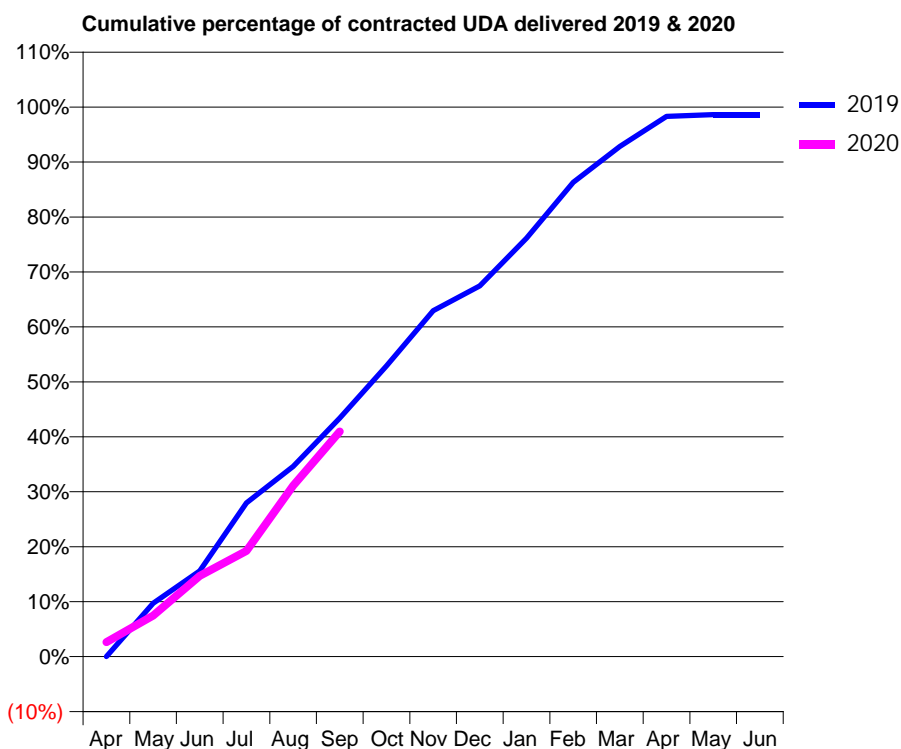
19/20 Contracted general activity (UDA)	5,256
Carry forward general activity (UDA)	73
19/20 Contracted orthodontic activity (UOA)	0
Carry forward orthodontic activity (UOA)	0
Baseline contract value	£148,062.87

ACCESS*

Patients seen in 24 months	Total	Change since previous quarter
Quarter ending September 2018	2,634	
Quarter ending December 2018	2,600	↓
Quarter ending March 2019	2,559	↓
Quarter ending June 2019	2,543	→
Quarter ending September 2019	2,516	↓
Variance since September 2018	(4.5%)	↓



ACTIVITY



Month	Adjusted Scheduled Activity (UDA)	
	2019	2020
April	0	138
May	511	393
June	820	773
July	1,470	1,011
August	1,819	1,636
September	2,281	2,153
October	2,781	
November	3,308	
December	3,546	
January	4,001	
February	4,536	
March	4,879	
April	5,166	
May	5,183	
June	5,183	

QUALITY

	Quantity	Base Number	Contract	AT	Region	England
% of FP17s for the same patient ID Re-attending within 3 months - Children	59	837	7.0%	11.1%	12.0%	11.5%
% of FP17s for the same patient ID Re-attending within 3 months - Adults	104	661	15.7%	16.6%	17.2%	15.4%
% of FP17s for the same patient ID Re-attending between 3 & 9 months - Children	445	837	53.2%	45.5%	49.4%	59.7%
% of FP17s for the same patient ID Re-attending between 3 & 9 months - Adults	255	661	38.6%	37.1%	39.2%	51.7%
% of FP17s for Band 1 Urgent Courses	166	1,342	12.4%	11.3%	11.0%	9.2%
% of FP17s Relating to Free Repair or Replacements	2	1,342	0.1%	0.5%	0.5%	0.7%
% of FP17s Relating to Continuations	2	1,342	0.1%	0.7%	0.7%	0.8%
% of Patients satisfied with the dentistry they have received	0	0	N/A	91.5%	90.9%	93.5%
% of Patients satisfied with the time they had to wait for an appointment	0	0	N/A	80.9%	83.7%	87.4%

* This is based on patients treated on this contract for their most recent course of treatment. Figures in italics indicate the base number of FP17s or Patient Questionnaire responses are less than 100. N/A is shown where the base number of responses is less than 10 during the period. % is calculated as Quantity/Base number*100

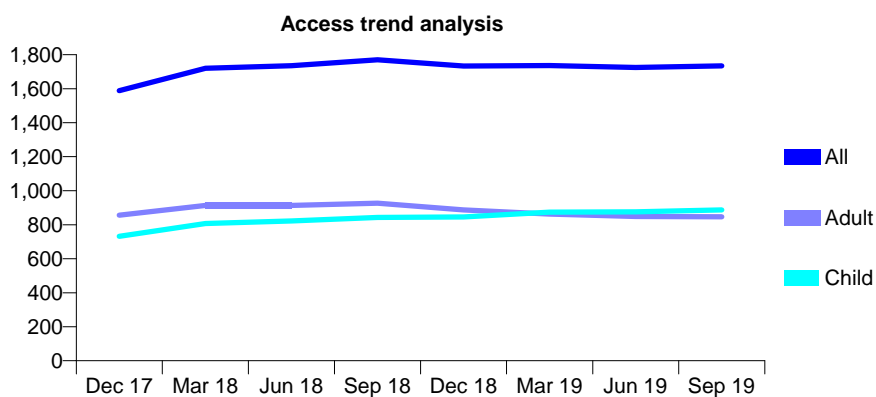
Q61 - Vital Signs At a Glance Contract Report for 176230/0001 - September 2019

Name or company name	Kunal Shah
Contract type name	GDS Contract
Purpose of contract	General
Contract start date	01/11/2014
Contract end date	

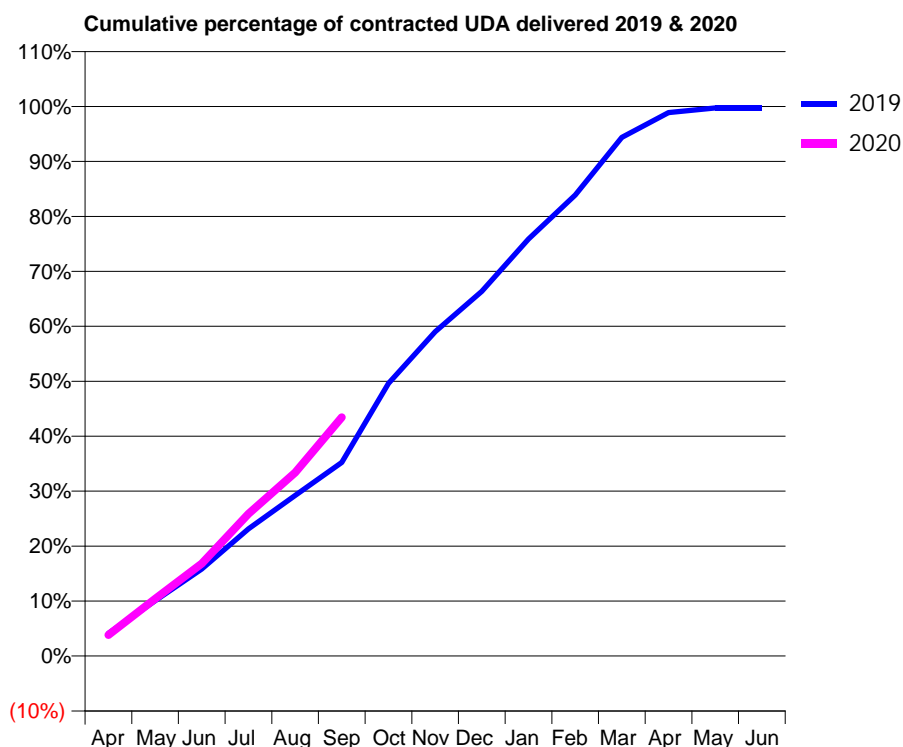
19/20 Contracted general activity (UDA)	5,430
Carry forward general activity (UDA)	14
19/20 Contracted orthodontic activity (UOA)	0
Carry forward orthodontic activity (UOA)	0
Baseline contract value	£157,533.25

ACCESS*

Patients seen in 24 months	Total	Change since previous quarter
Quarter ending September 2018	1,770	
Quarter ending December 2018	1,733	↓
Quarter ending March 2019	1,736	→
Quarter ending June 2019	1,724	→
Quarter ending September 2019	1,734	→
Variance since September 2018	(2.0%)	↓



ACTIVITY



Month	Adjusted Scheduled Activity (UDA)	
	2019	2020
April	225	209
May	546	566
June	860	914
July	1,256	1,405
August	1,587	1,814
September	1,913	2,359
October	2,695	
November	3,205	
December	3,603	
January	4,119	
February	4,554	
March	5,124	
April	5,369	
May	5,416	
June	5,416	

QUALITY

	Quantity	Base Number	Contract	AT	Region	England
% of FP17s for the same patient ID Re-attending within 3 months - Children	122	857	14.2%	11.1%	12.0%	11.5%
% of FP17s for the same patient ID Re-attending within 3 months - Adults	41	348	11.8%	16.6%	17.2%	15.4%
% of FP17s for the same patient ID Re-attending between 3 & 9 months - Children	524	857	61.1%	45.5%	49.4%	59.7%
% of FP17s for the same patient ID Re-attending between 3 & 9 months - Adults	150	348	43.1%	37.1%	39.2%	51.7%
% of FP17s for Band 1 Urgent Courses	38	1,113	3.4%	11.3%	11.0%	9.2%
% of FP17s Relating to Free Repair or Replacements	0	1,113	0.0%	0.5%	0.5%	0.7%
% of FP17s Relating to Continuations	13	1,113	1.2%	0.7%	0.7%	0.8%
% of Patients satisfied with the dentistry they have received	1	1	N/A	91.5%	90.9%	93.5%
% of Patients satisfied with the time they had to wait for an appointment	1	1	N/A	80.9%	83.7%	87.4%

* This is based on patients treated on this contract for their most recent course of treatment. Figures in italics indicate the base number of FP17s or Patient Questionnaire responses are less than 100. N/A is shown where the base number of responses is less than 10 during the period. % is calculated as Quantity/Base number*100

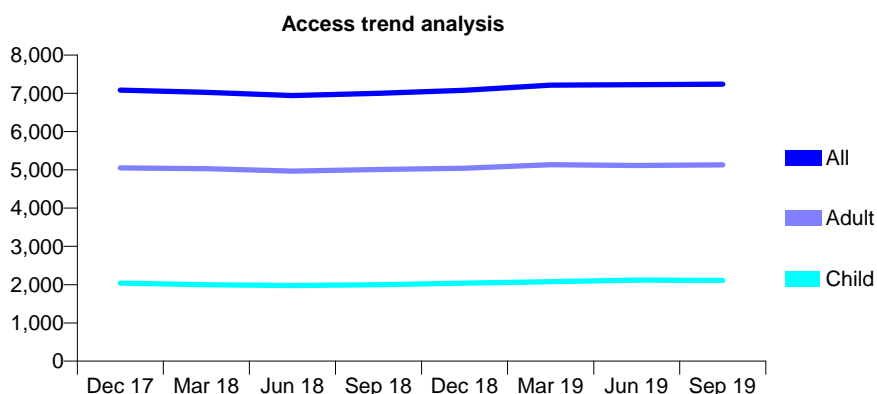
Q61 - Vital Signs At a Glance Contract Report for 176729/0001 - September 2019

Name or company name	S Cowley, R Ingham and J Angelo
Contract type name	GDS Contract
Purpose of contract	General
Contract start date	01/12/2011
Contract end date	

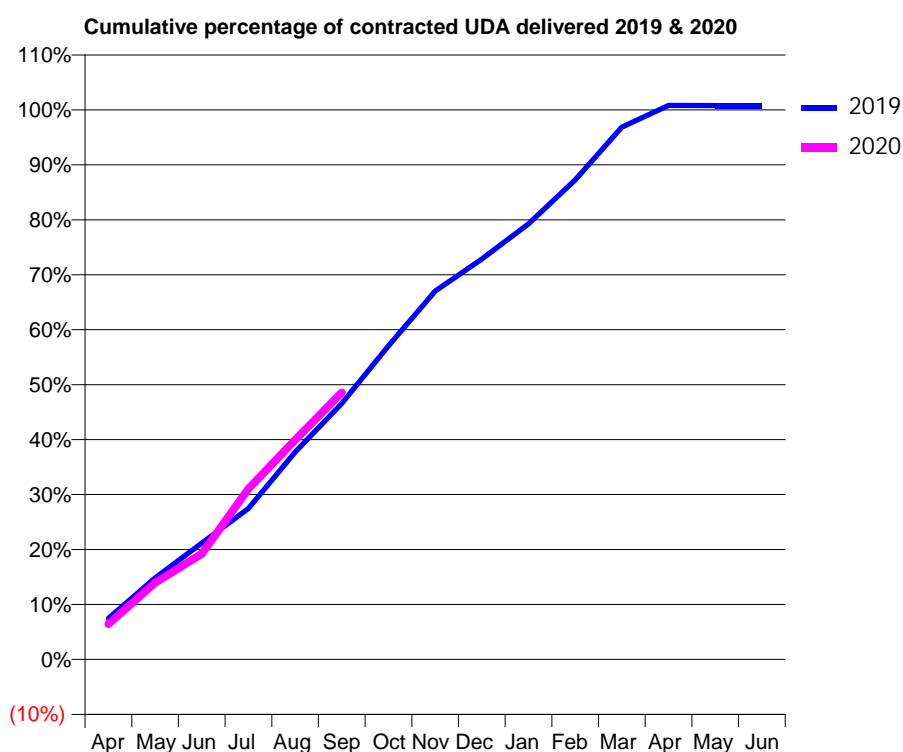
19/20 Contracted general activity (UDA)	18,762
Carry forward general activity (UDA)	-143
19/20 Contracted orthodontic activity (UOA)	0
Carry forward orthodontic activity (UOA)	0
Baseline contract value	£512,112.66

ACCESS*

Patients seen in 24 months	Total	Change since previous quarter
Quarter ending September 2018	7,002	
Quarter ending December 2018	7,083	→
Quarter ending March 2019	7,213	→
Quarter ending June 2019	7,228	→
Quarter ending September 2019	7,238	→
Variance since September 2018	3.4%	↑



ACTIVITY



Month	2019	2020
April	1,399	1,213
May	2,783	2,620
June	3,975	3,602
July	5,156	5,830
August	7,078	7,494
September	8,740	9,113
October	10,706	
November	12,577	
December	13,669	
January	14,874	
February	16,370	
March	18,168	
April	18,917	
May	18,905	
June	18,905	

QUALITY

	Quantity	Base Number	Contract	AT	Region	England
% of FP17s for the same patient ID Re-attending within 3 months - Children	78	1,240	6.3%	11.1%	12.0%	11.5%
% of FP17s for the same patient ID Re-attending within 3 months - Adults	334	2,600	12.8%	16.6%	17.2%	15.4%
% of FP17s for the same patient ID Re-attending between 3 & 9 months - Children	452	1,240	36.5%	45.5%	49.4%	59.7%
% of FP17s for the same patient ID Re-attending between 3 & 9 months - Adults	698	2,600	26.8%	37.1%	39.2%	51.7%
% of FP17s for Band 1 Urgent Courses	277	3,567	7.8%	11.3%	11.0%	9.2%
% of FP17s Relating to Free Repair or Replacements	6	3,567	0.2%	0.5%	0.5%	0.7%
% of FP17s Relating to Continuations	76	3,567	2.1%	0.7%	0.7%	0.8%
% of Patients satisfied with the dentistry they have received	1	1	N/A	91.5%	90.9%	93.5%
% of Patients satisfied with the time they had to wait for an appointment	1	1	N/A	80.9%	83.7%	87.4%

* This is based on patients treated on this contract for their most recent course of treatment. Figures in italics indicate the base number of FP17s or Patient Questionnaire responses are less than 100. N/A is shown where the base number of responses is less than 10 during the period. % is calculated as Quantity/Base number*100

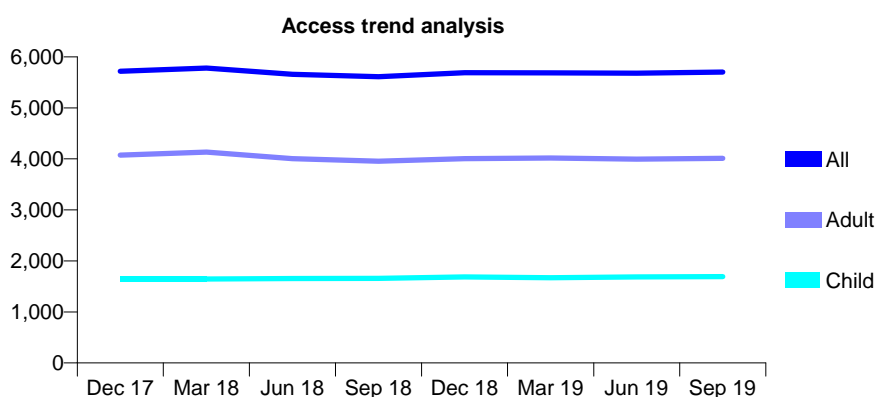
Q61 - Vital Signs At a Glance Contract Report for 177180/0001 - September 2019

Name or company name	Cosmo Clinic Ltd.
Contract type name	GDS Contract
Purpose of contract	General
Contract start date	01/05/2010
Contract end date	

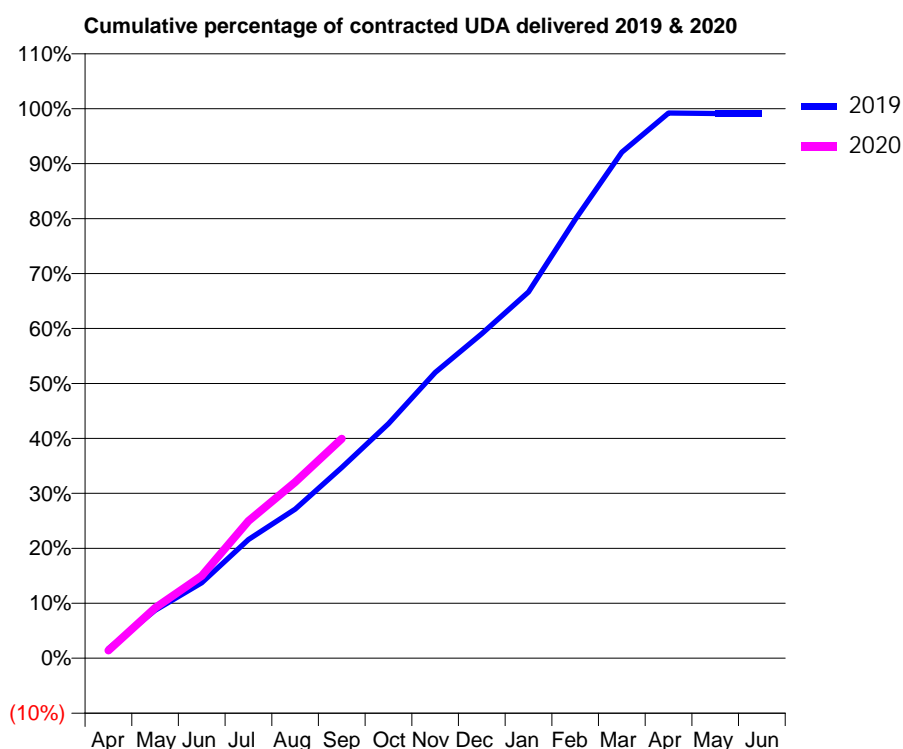
19/20 Contracted general activity (UDA)	21,931
Carry forward general activity (UDA)	194
19/20 Contracted orthodontic activity (UOA)	0
Carry forward orthodontic activity (UOA)	0
Baseline contract value	£627,790.78

ACCESS*

Patients seen in 24 months	Total	Change since previous quarter
Quarter ending September 2018	5,612	
Quarter ending December 2018	5,691	→
Quarter ending March 2019	5,688	→
Quarter ending June 2019	5,681	→
Quarter ending September 2019	5,703	→
Variance since September 2018	1.6%	→



ACTIVITY



Month	2019	2020
April	381	313
May	1,911	2,007
June	3,012	3,285
July	4,738	5,477
August	5,955	7,027
September	7,610	8,759
October	9,358	
November	11,401	
December	12,952	
January	14,615	
February	17,511	
March	20,189	
April	21,752	
May	21,737	
June	21,737	

QUALITY

	Quantity	Base Number	Contract	AT	Region	England
% of FP17s for the same patient ID Re-attending within 3 months - Children	62	843	7.4%	11.1%	12.0%	11.5%
% of FP17s for the same patient ID Re-attending within 3 months - Adults	289	1,889	15.3%	16.6%	17.2%	15.4%
% of FP17s for the same patient ID Re-attending between 3 & 9 months - Children	286	843	33.9%	45.5%	49.4%	59.7%
% of FP17s for the same patient ID Re-attending between 3 & 9 months - Adults	586	1,889	31.0%	37.1%	39.2%	51.7%
% of FP17s for Band 1 Urgent Courses	195	2,448	8.0%	11.3%	11.0%	9.2%
% of FP17s Relating to Free Repair or Replacements	10	2,448	0.4%	0.5%	0.5%	0.7%
% of FP17s Relating to Continuations	0	2,448	0.0%	0.7%	0.7%	0.8%
% of Patients satisfied with the dentistry they have received	1	1	N/A	91.5%	90.9%	93.5%
% of Patients satisfied with the time they had to wait for an appointment	1	1	N/A	80.9%	83.7%	87.4%

* This is based on patients treated on this contract for their most recent course of treatment. Figures in italics indicate the base number of FP17s or Patient Questionnaire responses are less than 100. N/A is shown where the base number of responses is less than 10 during the period. % is calculated as Quantity/Base number*100

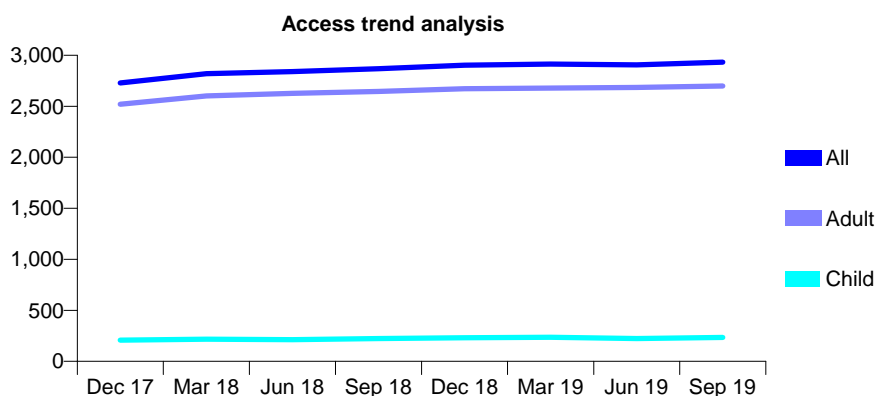
Q61 - Vital Signs At a Glance Contract Report for 177431/0001 - September 2019

Name or company name	Mr H Al-Hariri & Mrs N Al-Hariri
Contract type name	GDS Contract
Purpose of contract	General
Contract start date	01/04/2015
Contract end date	

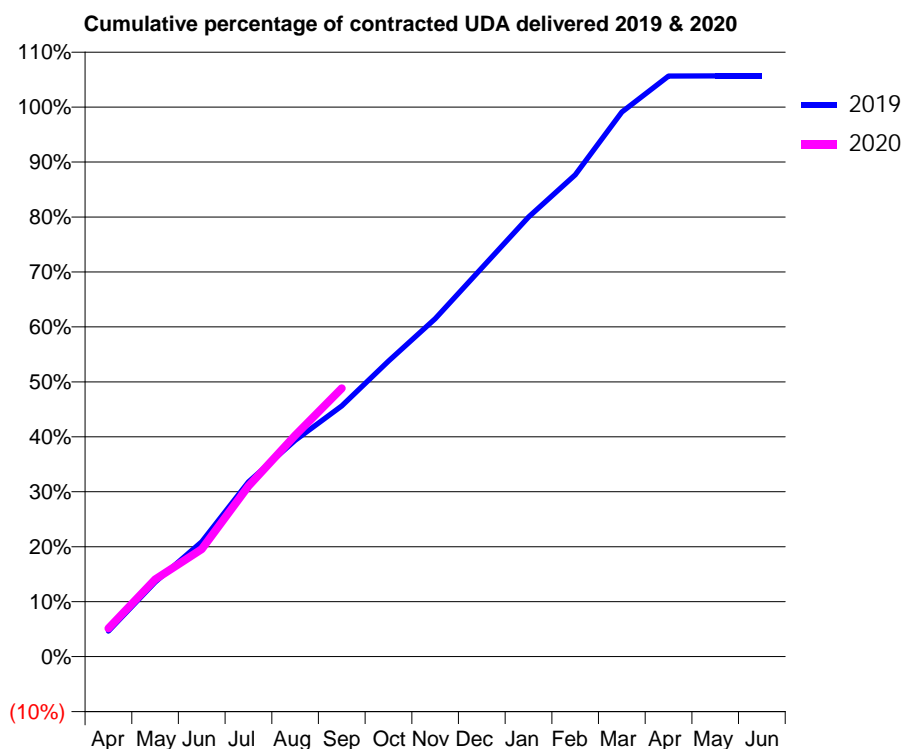
19/20 Contracted general activity (UDA)	5,441
Carry forward general activity (UDA)	-108
19/20 Contracted orthodontic activity (UOA)	0
Carry forward orthodontic activity (UOA)	0
Baseline contract value	£177,180.78

ACCESS*

Patients seen in 24 months	Total	Change since previous quarter
Quarter ending September 2018	2,868	
Quarter ending December 2018	2,903	→
Quarter ending March 2019	2,915	→
Quarter ending June 2019	2,907	→
Quarter ending September 2019	2,933	→
Variance since September 2018	2.3%	↑



ACTIVITY



Month	Adjusted Scheduled Activity (UDA)	
	2019	2020
April	253	279
May	737	766
June	1,138	1,065
July	1,729	1,688
August	2,140	2,191
September	2,481	2,656
October	2,925	
November	3,346	
December	3,848	
January	4,351	
February	4,770	
March	5,392	
April	5,748	
May	5,749	
June	5,750	

QUALITY

	Quantity	Base Number	Contract	AT	Region	England
% of FP17s for the same patient ID Re-attending within 3 months - Children	2	116	1.7%	11.1%	12.0%	11.5%
% of FP17s for the same patient ID Re-attending within 3 months - Adults	103	1,273	8.1%	16.6%	17.2%	15.4%
% of FP17s for the same patient ID Re-attending between 3 & 9 months - Children	23	116	19.8%	45.5%	49.4%	59.7%
% of FP17s for the same patient ID Re-attending between 3 & 9 months - Adults	236	1,273	18.5%	37.1%	39.2%	51.7%
% of FP17s for Band 1 Urgent Courses	230	1,286	17.9%	11.3%	11.0%	9.2%
% of FP17s Relating to Free Repair or Replacements	7	1,286	0.5%	0.5%	0.5%	0.7%
% of FP17s Relating to Continuations	1	1,286	0.1%	0.7%	0.7%	0.8%
% of Patients satisfied with the dentistry they have received	1	1	N/A	91.5%	90.9%	93.5%
% of Patients satisfied with the time they had to wait for an appointment	0	1	N/A	80.9%	83.7%	87.4%

* This is based on patients treated on this contract for their most recent course of treatment. Figures in italics indicate the base number of FP17s or Patient Questionnaire responses are less than 100. N/A is shown where the base number of responses is less than 10 during the period. % is calculated as Quantity/Base number*100

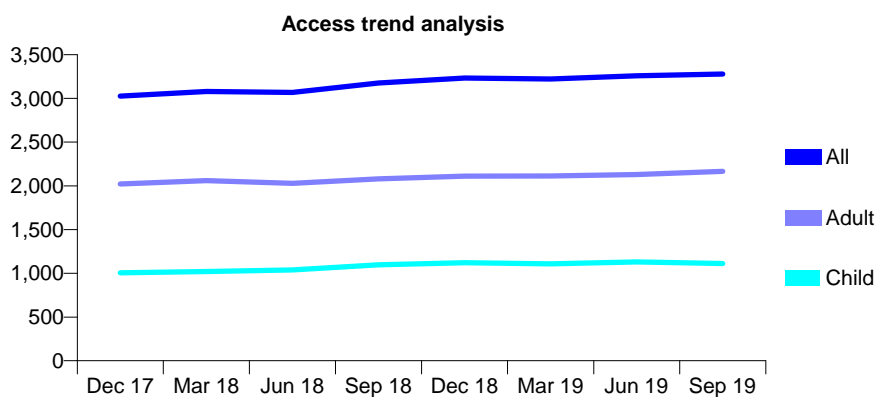
Q61 - Vital Signs At a Glance Contract Report for 177660/0001 - September 2019

Name or company name	Fladbury Dental Surgery
Contract type name	GDS Contract
Purpose of contract	General
Contract start date	01/03/2012
Contract end date	

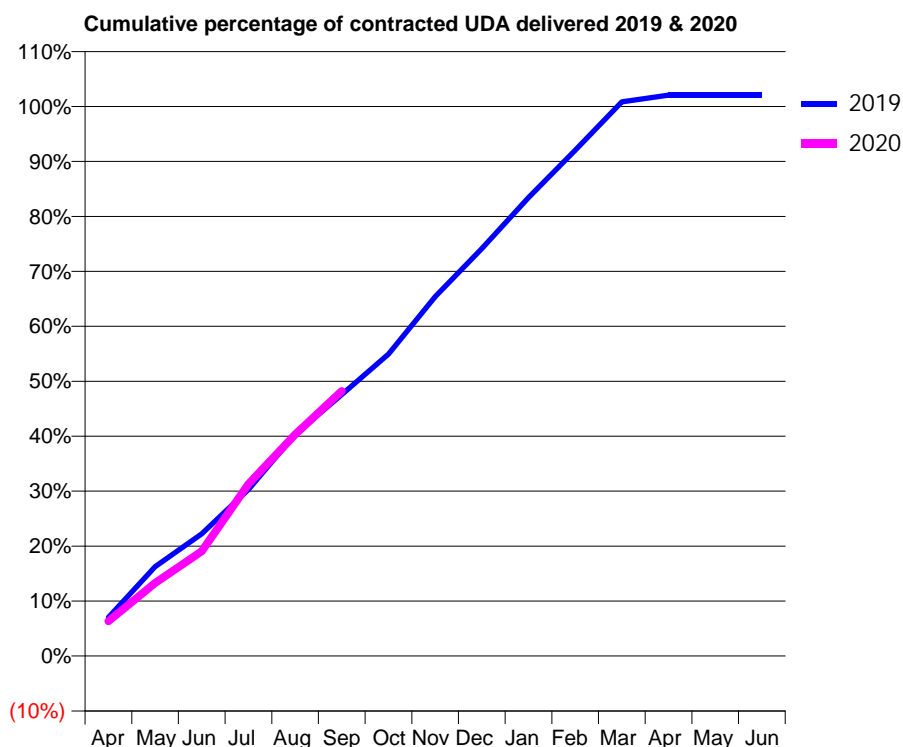
19/20 Contracted general activity (UDA)	9,916
Carry forward general activity (UDA)	-198
19/20 Contracted orthodontic activity (UOA)	0
Carry forward orthodontic activity (UOA)	0
Baseline contract value	£267,823.38

ACCESS*

Patients seen in 24 months	Total	Change since previous quarter
Quarter ending September 2018	3,176	
Quarter ending December 2018	3,233	→
Quarter ending March 2019	3,221	→
Quarter ending June 2019	3,259	→
Quarter ending September 2019	3,278	→
Variance since September 2018	3.2%	↑



ACTIVITY



Month	Adjusted Scheduled Activity (UDA)	
	2019	2020
April	697	630
May	1,613	1,320
June	2,205	1,889
July	3,005	3,102
August	3,998	3,998
September	4,717	4,780
October	5,450	
November	6,483	
December	7,351	
January	8,271	
February	9,125	
March	9,999	
April	10,120	
May	10,120	
June	10,120	

QUALITY

	Quantity	Base Number	Contract	AT	Region	England
% of FP17s for the same patient ID Re-attending within 3 months - Children	99	664	14.9%	11.1%	12.0%	11.5%
% of FP17s for the same patient ID Re-attending within 3 months - Adults	299	1,287	23.2%	16.6%	17.2%	15.4%
% of FP17s for the same patient ID Re-attending between 3 & 9 months - Children	264	664	39.8%	45.5%	49.4%	59.7%
% of FP17s for the same patient ID Re-attending between 3 & 9 months - Adults	456	1,287	35.4%	37.1%	39.2%	51.7%
% of FP17s for Band 1 Urgent Courses	455	1,900	23.9%	11.3%	11.0%	9.2%
% of FP17s Relating to Free Repair or Replacements	18	1,900	0.9%	0.5%	0.5%	0.7%
% of FP17s Relating to Continuations	22	1,900	1.2%	0.7%	0.7%	0.8%
% of Patients satisfied with the dentistry they have received	0	0	N/A	91.5%	90.9%	93.5%
% of Patients satisfied with the time they had to wait for an appointment	0	0	N/A	80.9%	83.7%	87.4%

* This is based on patients treated on this contract for their most recent course of treatment. Figures in italics indicate the base number of FP17s or Patient Questionnaire responses are less than 100. N/A is shown where the base number of responses is less than 10 during the period. % is calculated as Quantity/Base number*100

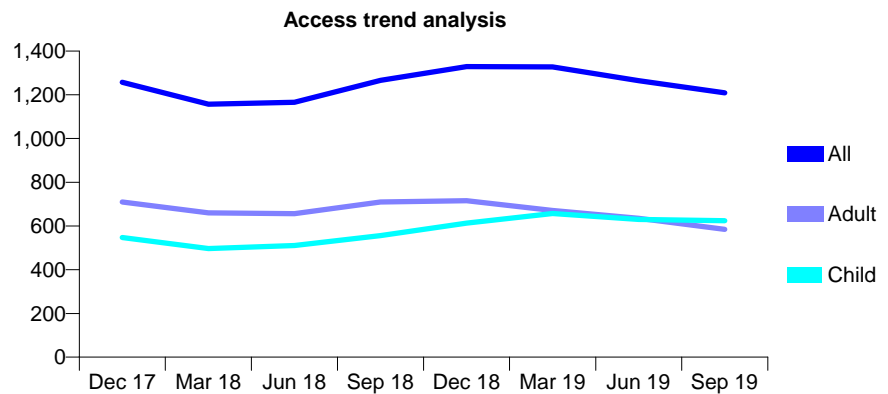
Q61 - Vital Signs At a Glance Contract Report for 177695/0001 - September 2019

Name or company name	Mr Ajay Joshi and Mr Karn Kapil
Contract type name	GDS Contract
Purpose of contract	General
Contract start date	01/04/2015
Contract end date	

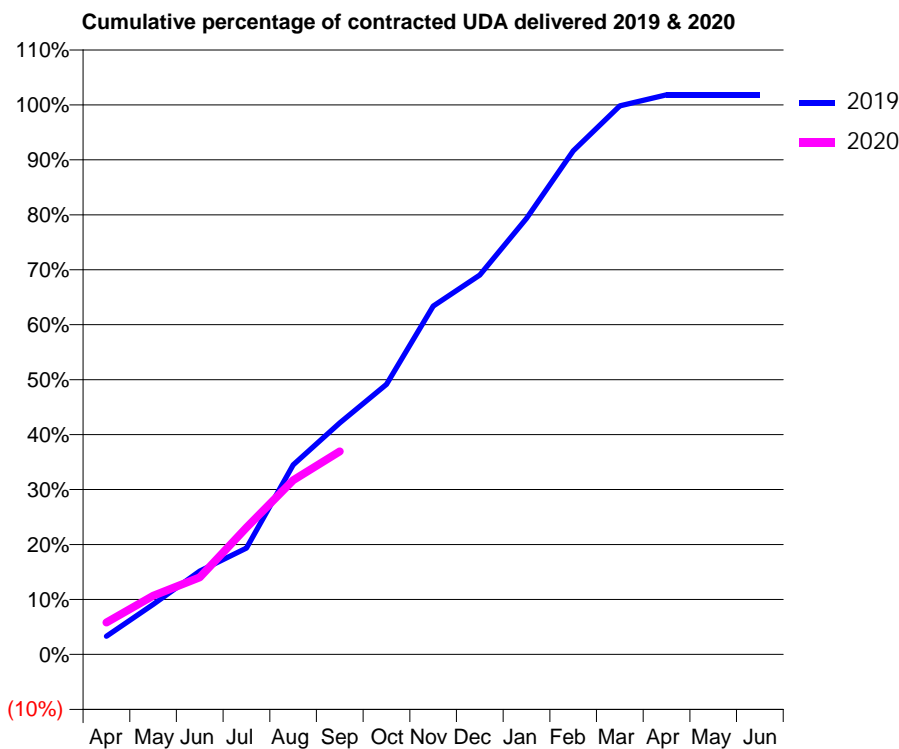
19/20 Contracted general activity (UDA)	3,738
Carry forward general activity (UDA)	-68
19/20 Contracted orthodontic activity (UOA)	0
Carry forward orthodontic activity (UOA)	0
Baseline contract value	£121,832.84

ACCESS*

Patients seen in 24 months	Total	Change since previous quarter
Quarter ending September 2018	1,266	
Quarter ending December 2018	1,329	↑
Quarter ending March 2019	1,328	→
Quarter ending June 2019	1,265	↓
Quarter ending September 2019	1,209	↓
Variance since September 2018	(4.5%)	↓



ACTIVITY



Month	2019	2020
April	124	217
May	340	398
June	566	525
July	724	863
August	1,289	1,185
September	1,575	1,381
October	1,837	
November	2,369	
December	2,580	
January	2,966	
February	3,425	
March	3,731	
April	3,806	
May	3,806	
June	3,806	

QUALITY

	Quantity	Base Number	Contract	AT	Region	England
% of FP17s for the same patient ID Re-attending within 3 months - Children	8	282	2.8%	11.1%	12.0%	11.5%
% of FP17s for the same patient ID Re-attending within 3 months - Adults	14	227	6.2%	16.6%	17.2%	15.4%
% of FP17s for the same patient ID Re-attending between 3 & 9 months - Children	59	282	20.9%	45.5%	49.4%	59.7%
% of FP17s for the same patient ID Re-attending between 3 & 9 months - Adults	38	227	16.7%	37.1%	39.2%	51.7%
% of FP17s for Band 1 Urgent Courses	57	491	11.6%	11.3%	11.0%	9.2%
% of FP17s Relating to Free Repair or Replacements	0	491	0.0%	0.5%	0.5%	0.7%
% of FP17s Relating to Continuations	0	491	0.0%	0.7%	0.7%	0.8%
% of Patients satisfied with the dentistry they have received	0	0	N/A	91.5%	90.9%	93.5%
% of Patients satisfied with the time they had to wait for an appointment	0	0	N/A	80.9%	83.7%	87.4%

* This is based on patients treated on this contract for their most recent course of treatment. Figures in italics indicate the base number of FP17s or Patient Questionnaire responses are less than 100. N/A is shown where the base number of responses is less than 10 during the period. % is calculated as Quantity/Base number*100

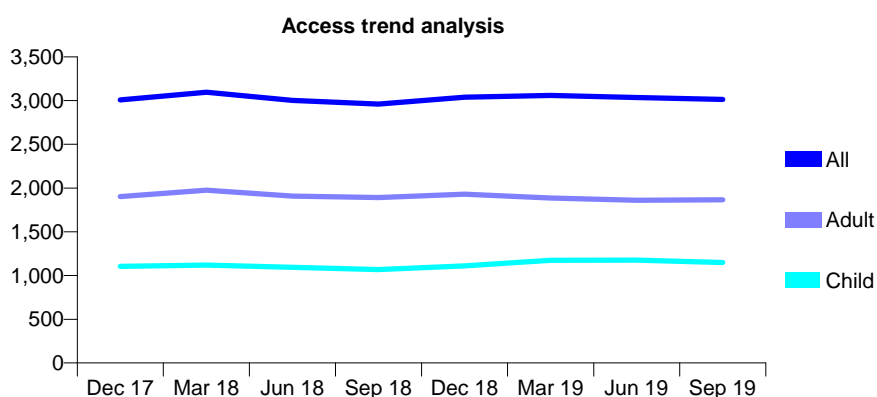
Q61 - Vital Signs At a Glance Contract Report for 178527/0001 - September 2019

Name or company name	Gill Bhatt
Contract type name	GDS Contract
Purpose of contract	General
Contract start date	01/04/2015
Contract end date	

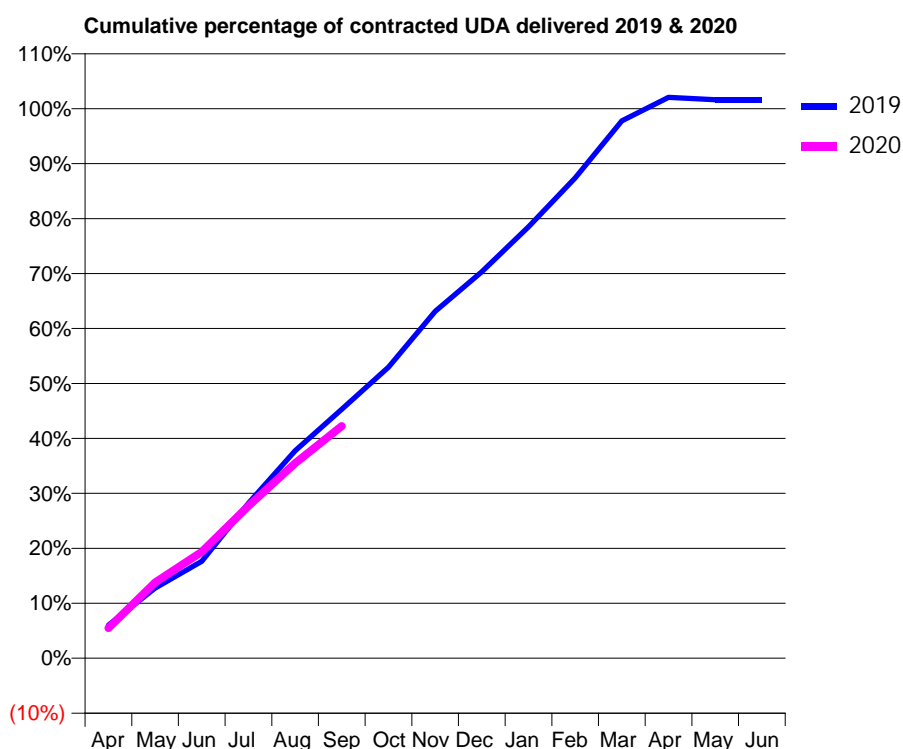
19/20 Contracted general activity (UDA)	9,430
Carry forward general activity (UDA)	-151
19/20 Contracted orthodontic activity (UOA)	0
Carry forward orthodontic activity (UOA)	0
Baseline contract value	£287,256.67

ACCESS*

Patients seen in 24 months	Total	Change since previous quarter
Quarter ending September 2018	2,961	
Quarter ending December 2018	3,039	↑
Quarter ending March 2019	3,059	→
Quarter ending June 2019	3,035	→
Quarter ending September 2019	3,013	→
Variance since September 2018	1.8%	→



ACTIVITY



Month	Adjusted Scheduled Activity (UDA)	
	2019	2020
April	565	518
May	1,203	1,300
June	1,662	1,824
July	2,659	2,615
August	3,557	3,346
September	4,268	3,982
October	4,991	
November	5,950	
December	6,627	
January	7,397	
February	8,237	
March	9,215	
April	9,617	
May	9,576	
June	9,576	

QUALITY

	Quantity	Base Number	Contract	AT	Region	England
% of FP17s for the same patient ID Re-attending within 3 months - Children	102	784	13.0%	11.1%	12.0%	11.5%
% of FP17s for the same patient ID Re-attending within 3 months - Adults	163	1,104	14.8%	16.6%	17.2%	15.4%
% of FP17s for the same patient ID Re-attending between 3 & 9 months - Children	430	784	54.8%	45.5%	49.4%	59.7%
% of FP17s for the same patient ID Re-attending between 3 & 9 months - Adults	541	1,104	49.0%	37.1%	39.2%	51.7%
% of FP17s for Band 1 Urgent Courses	167	1,750	9.5%	11.3%	11.0%	9.2%
% of FP17s Relating to Free Repair or Replacements	13	1,750	0.7%	0.5%	0.5%	0.7%
% of FP17s Relating to Continuations	8	1,750	0.5%	0.7%	0.7%	0.8%
% of Patients satisfied with the dentistry they have received	1	1	N/A	91.5%	90.9%	93.5%
% of Patients satisfied with the time they had to wait for an appointment	1	1	N/A	80.9%	83.7%	87.4%

* This is based on patients treated on this contract for their most recent course of treatment.

Figures in italics indicate the base number of FP17s or Patient Questionnaire responses are less than 100. N/A is shown where the base number of responses is less than 10 during the period. % is calculated as Quantity/Base number*100

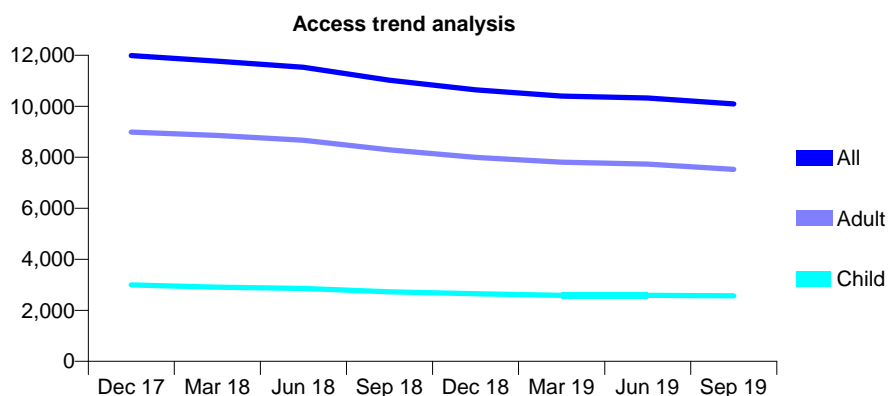
Q61 - Vital Signs At a Glance Contract Report for 178950/0001 - September 2019

Name or company name	MC Dentistry Ltd
Contract type name	GDS Contract
Purpose of contract	General
Contract start date	01/04/2012
Contract end date	

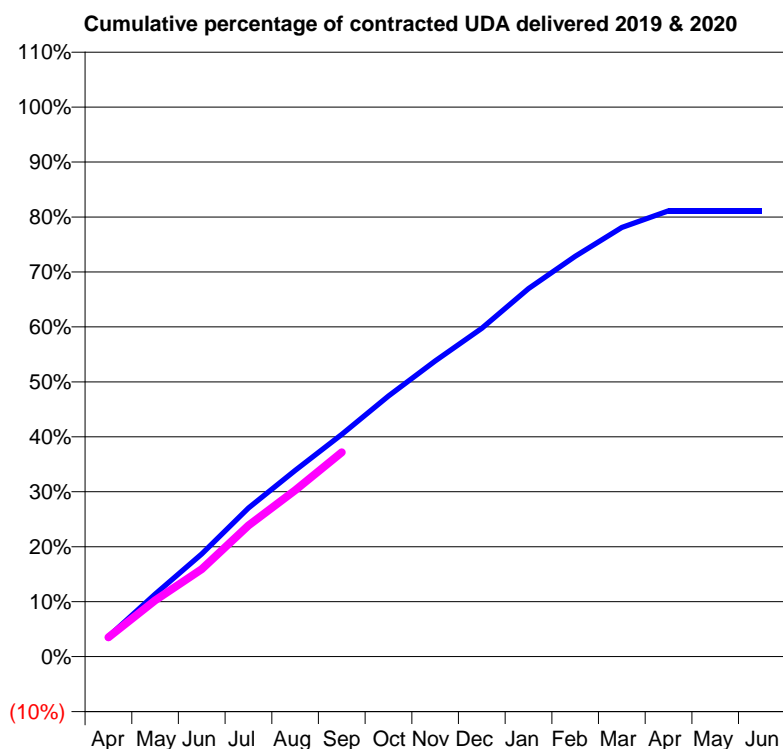
19/20 Contracted general activity (UDA)	36,284
Carry forward general activity (UDA)	0
19/20 Contracted orthodontic activity (UOA)	0
Carry forward orthodontic activity (UOA)	0
Baseline contract value	£1,012,333.59

ACCESS*

Patients seen in 24 months	Total	Change since previous quarter
Quarter ending September 2018	11,017	
Quarter ending December 2018	10,644	↓
Quarter ending March 2019	10,395	↓
Quarter ending June 2019	10,323	→
Quarter ending September 2019	10,094	↓
Variance since September 2018	(8.4%)	↓



ACTIVITY



Month	Adjusted Scheduled Activity (UDA)	
	2019	2020
April	1,321	1,270
May	4,124	3,716
June	6,780	5,778
July	9,816	8,660
August	12,298	10,987
September	14,671	13,497
October	17,209	
November	19,527	
December	21,682	
January	24,298	
February	26,424	
March	28,341	
April	29,428	
May	29,430	
June	29,432	

QUALITY

	Quantity	Base Number	Contract	AT	Region	England
% of FP17s for the same patient ID Re-attending within 3 months - Children	78	1,516	5.1%	11.1%	12.0%	11.5%
% of FP17s for the same patient ID Re-attending within 3 months - Adults	352	3,795	9.3%	16.6%	17.2%	15.4%
% of FP17s for the same patient ID Re-attending between 3 & 9 months - Children	382	1,516	25.2%	45.5%	49.4%	59.7%
% of FP17s for the same patient ID Re-attending between 3 & 9 months - Adults	1,165	3,795	30.7%	37.1%	39.2%	51.7%
% of FP17s for Band 1 Urgent Courses	345	4,943	7.0%	11.3%	11.0%	9.2%
% of FP17s Relating to Free Repair or Replacements	16	4,943	0.3%	0.5%	0.5%	0.7%
% of FP17s Relating to Continuations	33	4,943	0.7%	0.7%	0.7%	0.8%
% of Patients satisfied with the dentistry they have received	1	1	N/A	91.5%	90.9%	93.5%
% of Patients satisfied with the time they had to wait for an appointment	1	1	N/A	80.9%	83.7%	87.4%

* This is based on patients treated on this contract for their most recent course of treatment. Figures in italics indicate the base number of FP17s or Patient Questionnaire responses are less than 100. N/A is shown where the base number of responses is less than 10 during the period. % is calculated as Quantity/Base number*100

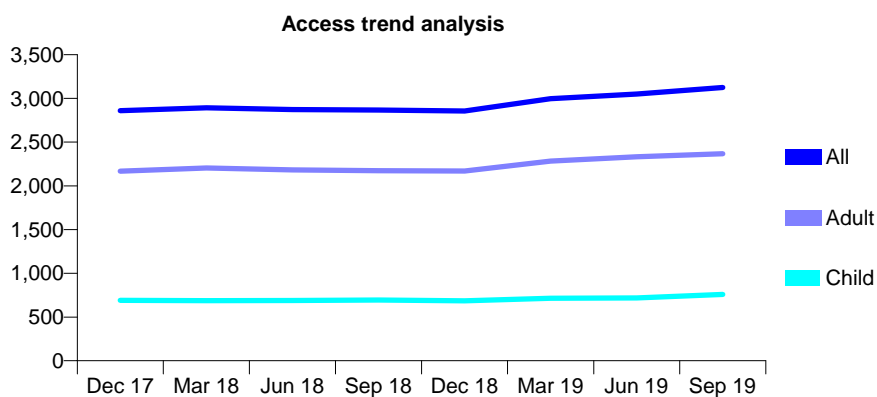
Q61 - Vital Signs At a Glance Contract Report for 178969/0001 - September 2019

Name or company name	Edmonton Village Dental Practice
Contract type name	GDS Contract
Purpose of contract	General
Contract start date	05/09/2013
Contract end date	

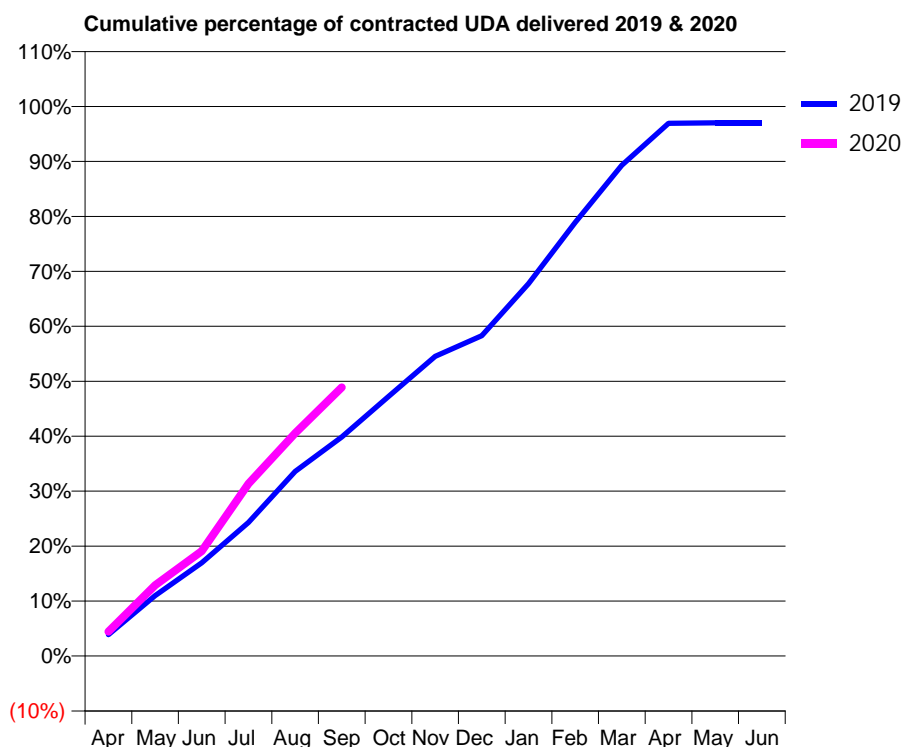
19/20 Contracted general activity (UDA)	10,107
Carry forward general activity (UDA)	0
19/20 Contracted orthodontic activity (UOA)	0
Carry forward orthodontic activity (UOA)	0
Baseline contract value	£379,722.72

ACCESS*

Patients seen in 24 months	Total	Change since previous quarter
Quarter ending September 2018	2,866	
Quarter ending December 2018	2,855	→
Quarter ending March 2019	2,997	↑
Quarter ending June 2019	3,049	→
Quarter ending September 2019	3,125	↑
Variance since September 2018	9.0%	↑



ACTIVITY



Month	Adjusted Scheduled Activity (UDA)	
	2019	2020
April	393	451
May	1,112	1,304
June	1,716	1,929
July	2,456	3,170
August	3,395	4,099
September	4,029	4,940
October	4,772	
November	5,511	
December	5,893	
January	6,848	
February	7,976	
March	9,027	
April	9,798	
May	9,805	
June	9,805	

QUALITY

	Quantity	Base Number	Contract	AT	Region	England
% of FP17s for the same patient ID Re-attending within 3 months - Children	36	418	8.6%	11.1%	12.0%	11.5%
% of FP17s for the same patient ID Re-attending within 3 months - Adults	227	1,226	18.5%	16.6%	17.2%	15.4%
% of FP17s for the same patient ID Re-attending between 3 & 9 months - Children	109	418	26.1%	45.5%	49.4%	59.7%
% of FP17s for the same patient ID Re-attending between 3 & 9 months - Adults	261	1,226	21.3%	37.1%	39.2%	51.7%
% of FP17s for Band 1 Urgent Courses	208	1,499	13.9%	11.3%	11.0%	9.2%
% of FP17s Relating to Free Repair or Replacements	6	1,499	0.4%	0.5%	0.5%	0.7%
% of FP17s Relating to Continuations	10	1,499	0.7%	0.7%	0.7%	0.8%
% of Patients satisfied with the dentistry they have received	0	0	N/A	91.5%	90.9%	93.5%
% of Patients satisfied with the time they had to wait for an appointment	0	0	N/A	80.9%	83.7%	87.4%

* This is based on patients treated on this contract for their most recent course of treatment. Figures in italics indicate the base number of FP17s or Patient Questionnaire responses are less than 100. N/A is shown where the base number of responses is less than 10 during the period. % is calculated as Quantity/Base number*100

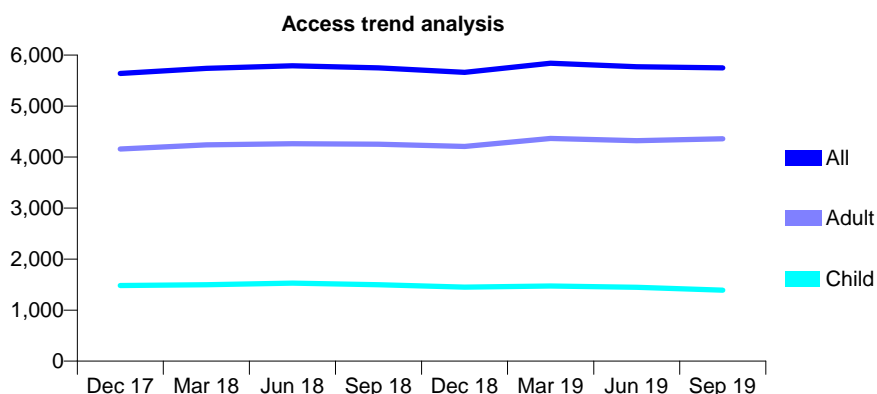
Q61 - Vital Signs At a Glance Contract Report for 179450/0001 - September 2019

Name or company name	Inglehurst Dental Practice Ltd
Contract type name	GDS Contract
Purpose of contract	General
Contract start date	01/06/2011
Contract end date	

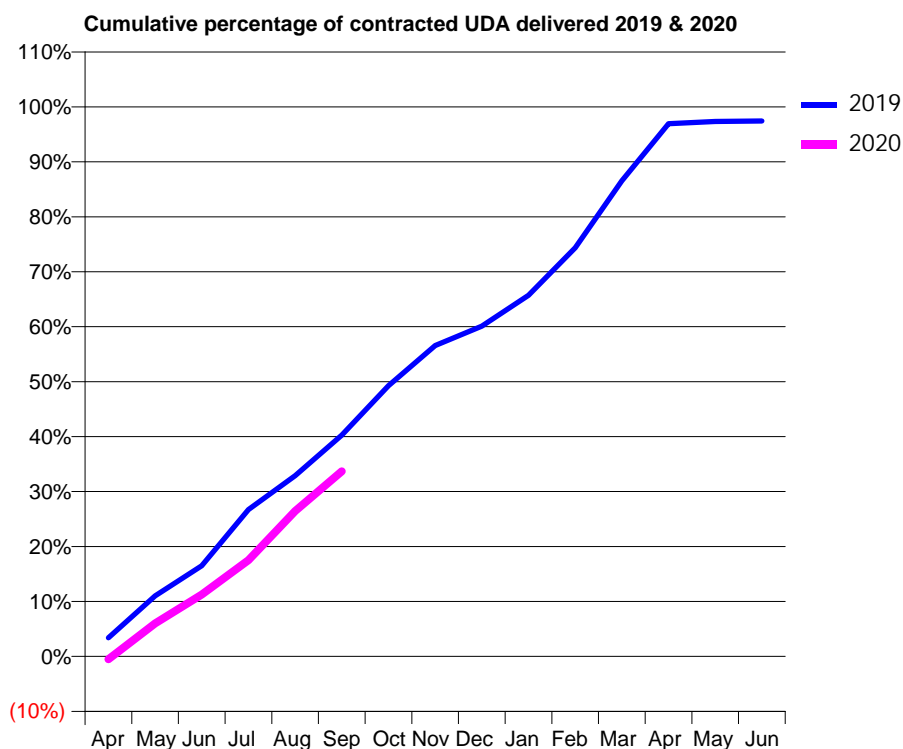
19/20 Contracted general activity (UDA)	16,064
Carry forward general activity (UDA)	413
19/20 Contracted orthodontic activity (UOA)	0
Carry forward orthodontic activity (UOA)	0
Baseline contract value	£427,249.36

ACCESS*

Patients seen in 24 months	Total	Change since previous quarter
Quarter ending September 2018	5,750	
Quarter ending December 2018	5,662	↓
Quarter ending March 2019	5,839	↑
Quarter ending June 2019	5,772	↓
Quarter ending September 2019	5,750	→
Variance since September 2018	0.0%	→



ACTIVITY



Month	2019	2020
April	545	-82
May	1,770	965
June	2,653	1,805
July	4,293	2,816
August	5,285	4,250
September	6,469	5,414
October	7,917	
November	9,088	
December	9,655	
January	10,560	
February	11,948	
March	13,901	
April	15,573	
May	15,640	
June	15,651	

QUALITY

	Quantity	Base Number	Contract	AT	Region	England
% of FP17s for the same patient ID Re-attending within 3 months - Children	40	734	5.4%	11.1%	12.0%	11.5%
% of FP17s for the same patient ID Re-attending within 3 months - Adults	270	2,153	12.5%	16.6%	17.2%	15.4%
% of FP17s for the same patient ID Re-attending between 3 & 9 months - Children	270	734	36.8%	45.5%	49.4%	59.7%
% of FP17s for the same patient ID Re-attending between 3 & 9 months - Adults	676	2,153	31.4%	37.1%	39.2%	51.7%
% of FP17s for Band 1 Urgent Courses	204	2,241	9.1%	11.3%	11.0%	9.2%
% of FP17s Relating to Free Repair or Replacements	15	2,241	0.7%	0.5%	0.5%	0.7%
% of FP17s Relating to Continuations	35	2,241	1.6%	0.7%	0.7%	0.8%
% of Patients satisfied with the dentistry they have received	1	1	N/A	91.5%	90.9%	93.5%
% of Patients satisfied with the time they had to wait for an appointment	1	1	N/A	80.9%	83.7%	87.4%

* This is based on patients treated on this contract for their most recent course of treatment. Figures in italics indicate the base number of FP17s or Patient Questionnaire responses are less than 100. N/A is shown where the base number of responses is less than 10 during the period. % is calculated as Quantity/Base number*100

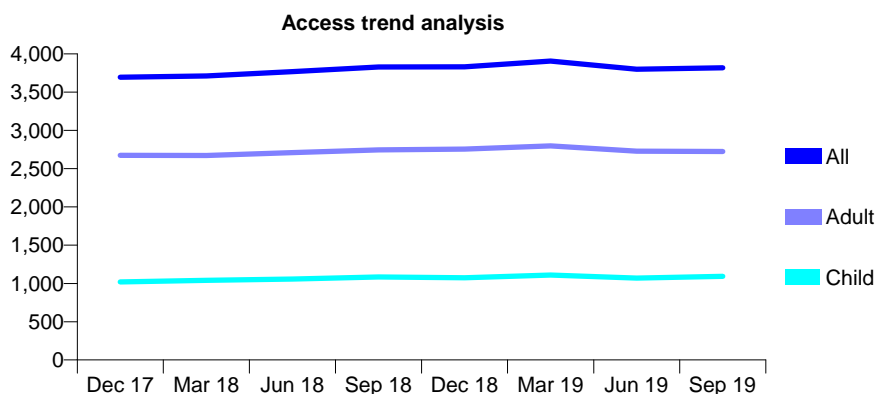
Q61 - Vital Signs At a Glance Contract Report for 179574/0001 - September 2019

Name or company name	Dental Health Centre Partnership
Contract type name	GDS Contract
Purpose of contract	General
Contract start date	01/04/2015
Contract end date	

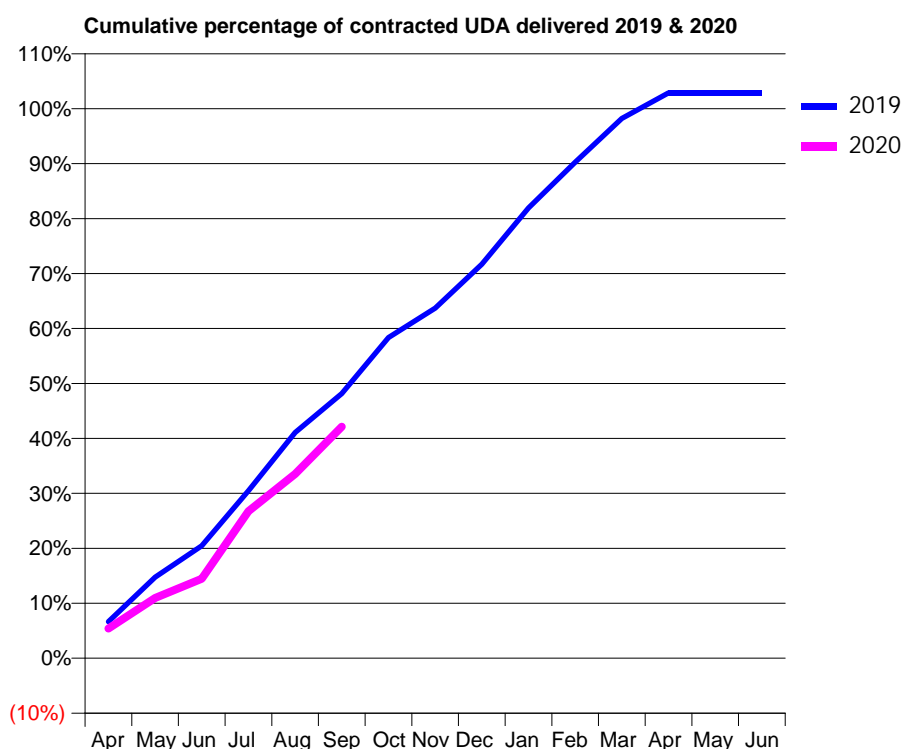
19/20 Contracted general activity (UDA)	9,314
Carry forward general activity (UDA)	-186
19/20 Contracted orthodontic activity (UOA)	0
Carry forward orthodontic activity (UOA)	0
Baseline contract value	£339,611.24

ACCESS*

Patients seen in 24 months	Total	Change since previous quarter
Quarter ending September 2018	3,829	
Quarter ending December 2018	3,830	→
Quarter ending March 2019	3,905	→
Quarter ending June 2019	3,799	↓
Quarter ending September 2019	3,817	→
Variance since September 2018	(0.3%)	→



ACTIVITY



Month	2019	2020
April	621	503
May	1,375	1,023
June	1,907	1,347
July	2,840	2,491
August	3,826	3,124
September	4,485	3,924
October	5,435	
November	5,934	
December	6,676	
January	7,631	
February	8,408	
March	9,148	
April	9,582	
May	9,582	
June	9,582	

QUALITY

	Quantity	Base Number	Contract	AT	Region	England
% of FP17s for the same patient ID Re-attending within 3 months - Children	45	689	6.5%	11.1%	12.0%	11.5%
% of FP17s for the same patient ID Re-attending within 3 months - Adults	174	1,406	12.4%	16.6%	17.2%	15.4%
% of FP17s for the same patient ID Re-attending between 3 & 9 months - Children	324	689	47.0%	45.5%	49.4%	59.7%
% of FP17s for the same patient ID Re-attending between 3 & 9 months - Adults	613	1,406	43.6%	37.1%	39.2%	51.7%
% of FP17s for Band 1 Urgent Courses	196	1,875	10.5%	11.3%	11.0%	9.2%
% of FP17s Relating to Free Repair or Replacements	0	1,875	0.0%	0.5%	0.5%	0.7%
% of FP17s Relating to Continuations	15	1,875	0.8%	0.7%	0.7%	0.8%
% of Patients satisfied with the dentistry they have received	0	0	N/A	91.5%	90.9%	93.5%
% of Patients satisfied with the time they had to wait for an appointment	0	0	N/A	80.9%	83.7%	87.4%

* This is based on patients treated on this contract for their most recent course of treatment.

Figures in italics indicate the base number of FP17s or Patient Questionnaire responses are less than 100. N/A is shown where the base number of responses is less than 10 during the period. % is calculated as Quantity/Base number*100

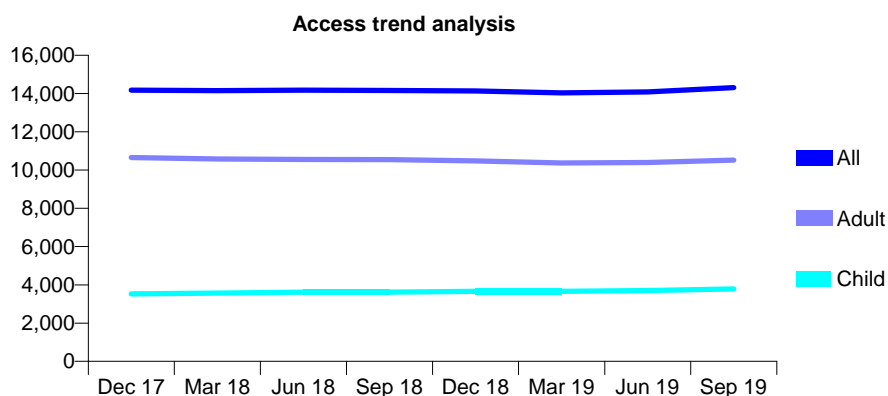
Q61 - Vital Signs At a Glance Contract Report for 181978/0001 - September 2019

Name or company name	M C DENTISTRY LTD
Contract type name	GDS Contract
Purpose of contract	General
Contract start date	01/04/2006
Contract end date	

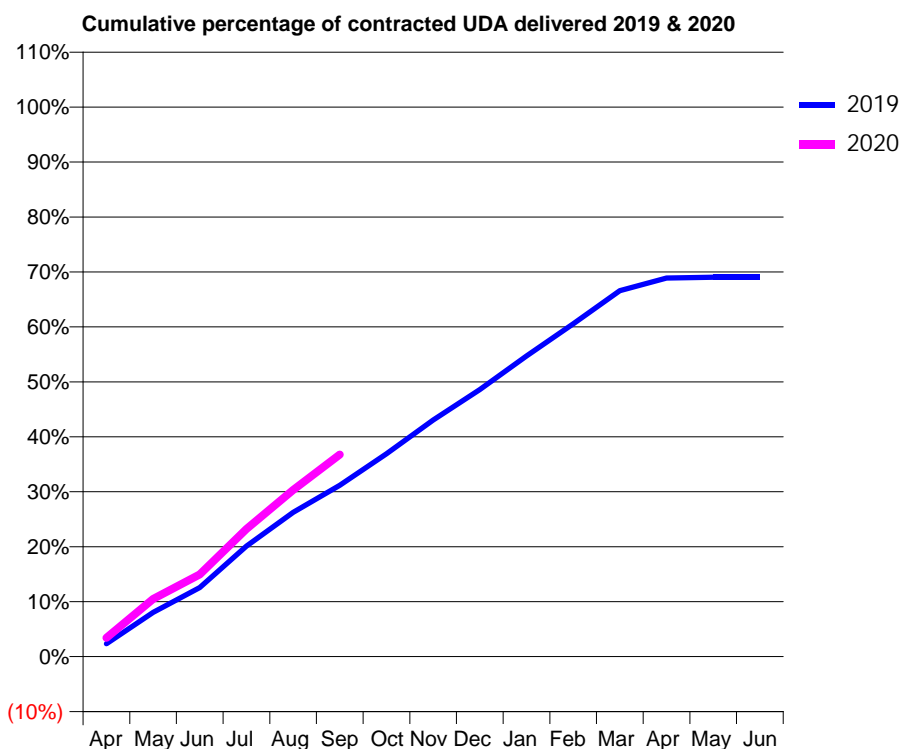
19/20 Contracted general activity (UDA)	52,747
Carry forward general activity (UDA)	0
19/20 Contracted orthodontic activity (UOA)	0
Carry forward orthodontic activity (UOA)	0
Baseline contract value	£1,564,324.37

ACCESS*

Patients seen in 24 months	Total	Change since previous quarter
Quarter ending September 2018	14,162	
Quarter ending December 2018	14,136	→
Quarter ending March 2019	14,030	→
Quarter ending June 2019	14,088	→
Quarter ending September 2019	14,310	→
Variance since September 2018	1.0%	→



ACTIVITY



Month	Adjusted Scheduled Activity (UDA)	
	2019	2020
April	1,350	1,813
May	4,660	5,534
June	7,261	7,896
July	11,615	12,258
August	15,169	16,005
September	18,004	19,396
October	21,326	
November	24,863	
December	28,065	
January	31,587	
February	34,966	
March	38,451	
April	39,782	
May	39,867	
June	39,866	

QUALITY

	Quantity	Base Number	Contract	AT	Region	England
% of FP17s for the same patient ID Re-attending within 3 months - Children	188	2,508	7.5%	11.1%	12.0%	11.5%
% of FP17s for the same patient ID Re-attending within 3 months - Adults	708	5,859	12.1%	16.6%	17.2%	15.4%
% of FP17s for the same patient ID Re-attending between 3 & 9 months - Children	1,036	2,508	41.3%	45.5%	49.4%	59.7%
% of FP17s for the same patient ID Re-attending between 3 & 9 months - Adults	2,310	5,859	39.4%	37.1%	39.2%	51.7%
% of FP17s for Band 1 Urgent Courses	651	7,748	8.4%	11.3%	11.0%	9.2%
% of FP17s Relating to Free Repair or Replacements	26	7,748	0.3%	0.5%	0.5%	0.7%
% of FP17s Relating to Continuations	115	7,748	1.5%	0.7%	0.7%	0.8%
% of Patients satisfied with the dentistry they have received	1	2	N/A	91.5%	90.9%	93.5%
% of Patients satisfied with the time they had to wait for an appointment	1	2	N/A	80.9%	83.7%	87.4%

* This is based on patients treated on this contract for their most recent course of treatment. Figures in italics indicate the base number of FP17s or Patient Questionnaire responses are less than 100. N/A is shown where the base number of responses is less than 10 during the period. % is calculated as Quantity/Base number*100

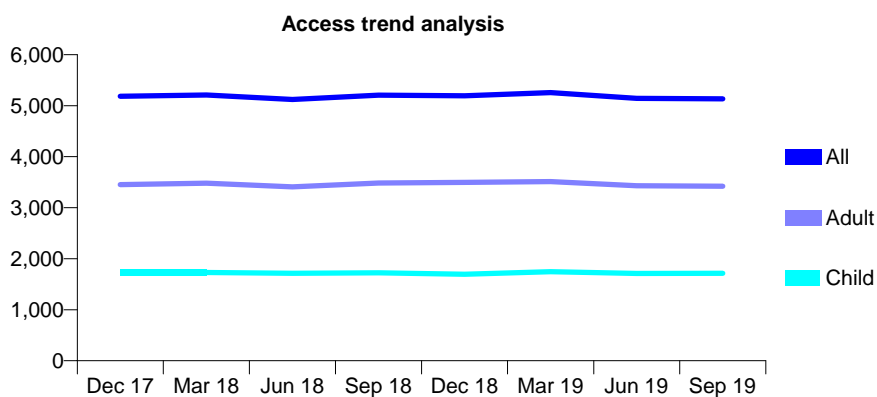
Q61 - Vital Signs At a Glance Contract Report for 182095/0001 - September 2019

Name or company name	WGDC LTD
Contract type name	GDS Contract
Purpose of contract	General
Contract start date	01/07/2011
Contract end date	

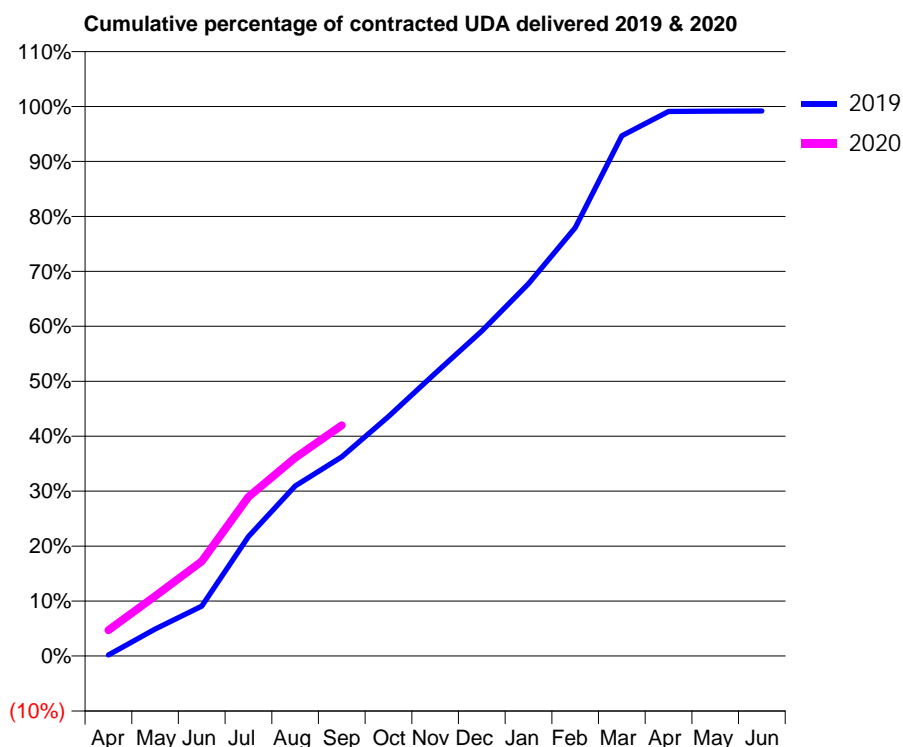
19/20 Contracted general activity (UDA)	12,739
Carry forward general activity (UDA)	104
19/20 Contracted orthodontic activity (UOA)	0
Carry forward orthodontic activity (UOA)	0
Baseline contract value	£362,568.11

ACCESS*

Patients seen in 24 months	Total	Change since previous quarter
Quarter ending September 2018	5,206	
Quarter ending December 2018	5,193	→
Quarter ending March 2019	5,257	→
Quarter ending June 2019	5,143	↓
Quarter ending September 2019	5,134	→
Variance since September 2018	(1.4%)	↓



ACTIVITY



Month	Adjusted Scheduled Activity (UDA)	
	2019	2020
April	23	600
May	626	1,389
June	1,156	2,196
July	2,772	3,689
August	3,944	4,595
September	4,616	5,346
October	5,552	
November	6,555	
December	7,532	
January	8,630	
February	9,932	
March	12,059	
April	12,622	
May	12,631	
June	12,634	

QUALITY

	Quantity	Base Number	Contract	AT	Region	England
% of FP17s for the same patient ID Re-attending within 3 months - Children	56	893	6.3%	11.1%	12.0%	11.5%
% of FP17s for the same patient ID Re-attending within 3 months - Adults	312	1,754	17.8%	16.6%	17.2%	15.4%
% of FP17s for the same patient ID Re-attending between 3 & 9 months - Children	313	893	35.1%	45.5%	49.4%	59.7%
% of FP17s for the same patient ID Re-attending between 3 & 9 months - Adults	561	1,754	32.0%	37.1%	39.2%	51.7%
% of FP17s for Band 1 Urgent Courses	258	2,382	10.8%	11.3%	11.0%	9.2%
% of FP17s Relating to Free Repair or Replacements	33	2,382	1.4%	0.5%	0.5%	0.7%
% of FP17s Relating to Continuations	22	2,382	0.9%	0.7%	0.7%	0.8%
% of Patients satisfied with the dentistry they have received	0	0	N/A	91.5%	90.9%	93.5%
% of Patients satisfied with the time they had to wait for an appointment	0	0	N/A	80.9%	83.7%	87.4%

* This is based on patients treated on this contract for their most recent course of treatment. Figures in italics indicate the base number of FP17s or Patient Questionnaire responses are less than 100. N/A is shown where the base number of responses is less than 10 during the period. % is calculated as Quantity/Base number*100

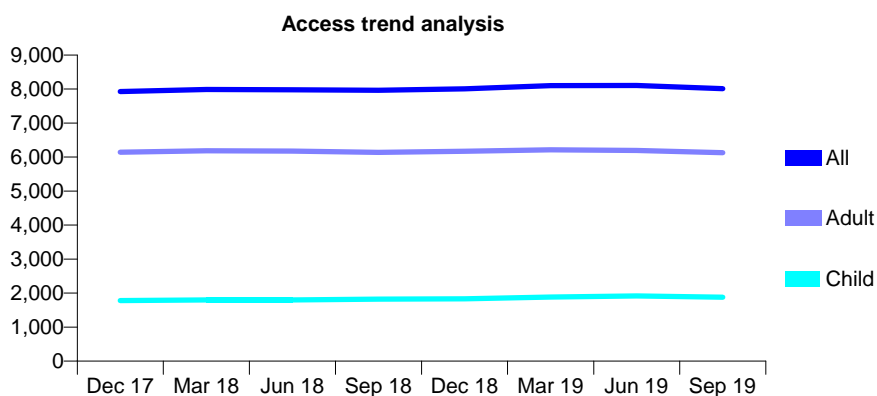
Q61 - Vital Signs At a Glance Contract Report for 182346/0001 - September 2019

Name or company name	Trinity Dental Surgery Ltd
Contract type name	GDS Contract
Purpose of contract	General
Contract start date	01/04/2015
Contract end date	

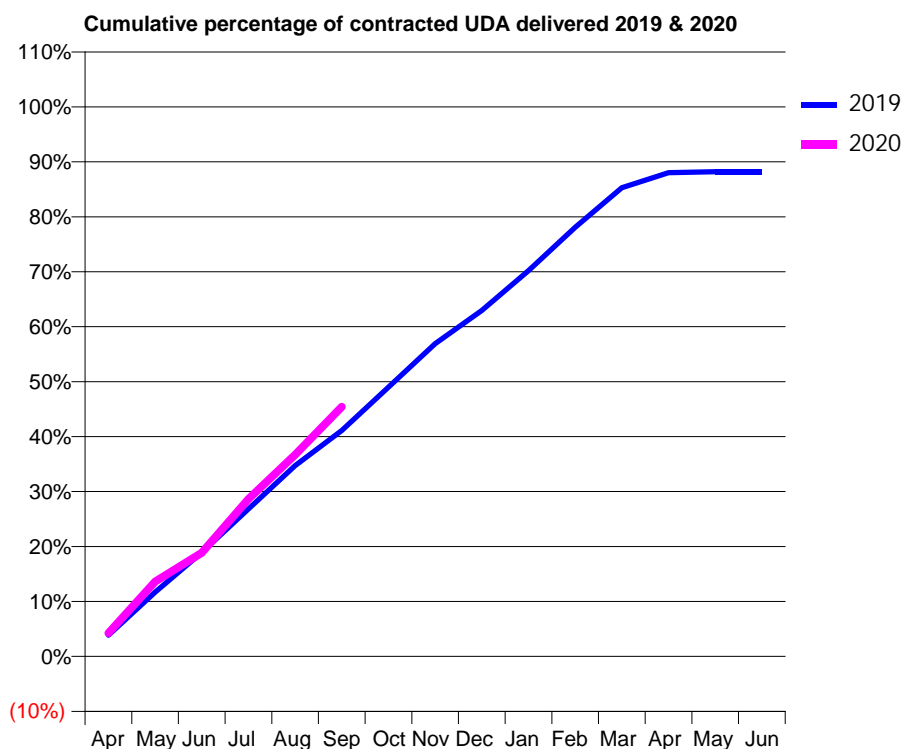
19/20 Contracted general activity (UDA)	18,476
Carry forward general activity (UDA)	0
19/20 Contracted orthodontic activity (UOA)	0
Carry forward orthodontic activity (UOA)	0
Baseline contract value	£512,524.24

ACCESS*

Patients seen in 24 months	Total	Change since previous quarter
Quarter ending September 2018	7,967	
Quarter ending December 2018	8,005	→
Quarter ending March 2019	8,100	→
Quarter ending June 2019	8,107	→
Quarter ending September 2019	8,013	↓
Variance since September 2018	0.6%	→



ACTIVITY



Month	2019	2020
April	754	781
May	2,277	2,518
June	3,684	3,485
July	5,224	5,294
August	6,764	6,782
September	8,005	8,393
October	9,546	
November	11,084	
December	12,257	
January	13,670	
February	15,206	
March	16,611	
April	17,146	
May	17,176	
June	17,178	

QUALITY

	Quantity	Base Number	Contract	AT	Region	England
% of FP17s for the same patient ID Re-attending within 3 months - Children	73	1,201	6.1%	11.1%	12.0%	11.5%
% of FP17s for the same patient ID Re-attending within 3 months - Adults	460	3,472	13.2%	16.6%	17.2%	15.4%
% of FP17s for the same patient ID Re-attending between 3 & 9 months - Children	534	1,201	44.5%	45.5%	49.4%	59.7%
% of FP17s for the same patient ID Re-attending between 3 & 9 months - Adults	1,286	3,472	37.0%	37.1%	39.2%	51.7%
% of FP17s for Band 1 Urgent Courses	471	4,360	10.8%	11.3%	11.0%	9.2%
% of FP17s Relating to Free Repair or Replacements	23	4,360	0.5%	0.5%	0.5%	0.7%
% of FP17s Relating to Continuations	56	4,360	1.3%	0.7%	0.7%	0.8%
% of Patients satisfied with the dentistry they have received	0	0	N/A	91.5%	90.9%	93.5%
% of Patients satisfied with the time they had to wait for an appointment	0	0	N/A	80.9%	83.7%	87.4%

* This is based on patients treated on this contract for their most recent course of treatment. Figures in italics indicate the base number of FP17s or Patient Questionnaire responses are less than 100. N/A is shown where the base number of responses is less than 10 during the period. % is calculated as Quantity/Base number*100

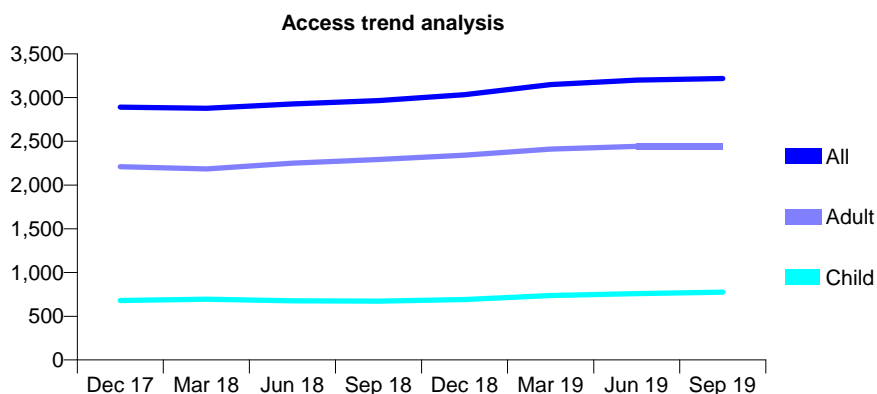
Q61 - Vital Signs At a Glance Contract Report for 183466/0001 - September 2019

Name or company name	Dharmesh Patel
Contract type name	GDS Contract
Purpose of contract	General
Contract start date	01/08/2015
Contract end date	

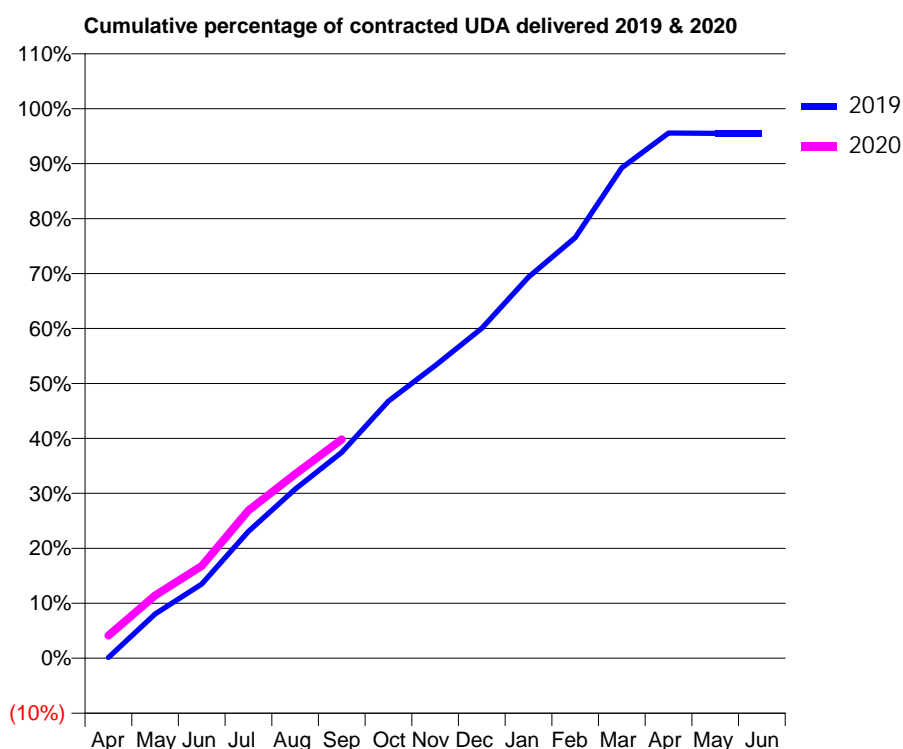
19/20 Contracted general activity (UDA)	8,498
Carry forward general activity (UDA)	0
19/20 Contracted orthodontic activity (UOA)	0
Carry forward orthodontic activity (UOA)	0
Baseline contract value	£258,039.41

ACCESS*

Patients seen in 24 months	Total	Change since previous quarter
Quarter ending September 2018	2,966	
Quarter ending December 2018	3,034	↑
Quarter ending March 2019	3,149	↑
Quarter ending June 2019	3,201	→
Quarter ending September 2019	3,218	→
Variance since September 2018	8.5%	↑



ACTIVITY



Adjusted Scheduled Activity (UDA)		
Month	2019	2020
April	12	351
May	685	972
June	1,147	1,427
July	1,962	2,287
August	2,615	2,847
September	3,185	3,385
October	3,974	
November	4,525	
December	5,102	
January	5,894	
February	6,506	
March	7,584	
April	8,123	
May	8,116	
June	8,116	

QUALITY

	Quantity	Base Number	Contract	AT	Region	England
% of FP17s for the same patient ID Re-attending within 3 months - Children	51	461	11.1%	11.1%	12.0%	11.5%
% of FP17s for the same patient ID Re-attending within 3 months - Adults	219	1,217	18.0%	16.6%	17.2%	15.4%
% of FP17s for the same patient ID Re-attending between 3 & 9 months - Children	171	461	37.1%	45.5%	49.4%	59.7%
% of FP17s for the same patient ID Re-attending between 3 & 9 months - Adults	310	1,217	25.5%	37.1%	39.2%	51.7%
% of FP17s for Band 1 Urgent Courses	182	1,503	12.1%	11.3%	11.0%	9.2%
% of FP17s Relating to Free Repair or Replacements	14	1,503	0.9%	0.5%	0.5%	0.7%
% of FP17s Relating to Continuations	3	1,503	0.2%	0.7%	0.7%	0.8%
% of Patients satisfied with the dentistry they have received	1	1	N/A	91.5%	90.9%	93.5%
% of Patients satisfied with the time they had to wait for an appointment	1	1	N/A	80.9%	83.7%	87.4%

* This is based on patients treated on this contract for their most recent course of treatment. Figures in italics indicate the base number of FP17s or Patient Questionnaire responses are less than 100. N/A is shown where the base number of responses is less than 10 during the period. % is calculated as Quantity/Base number*100

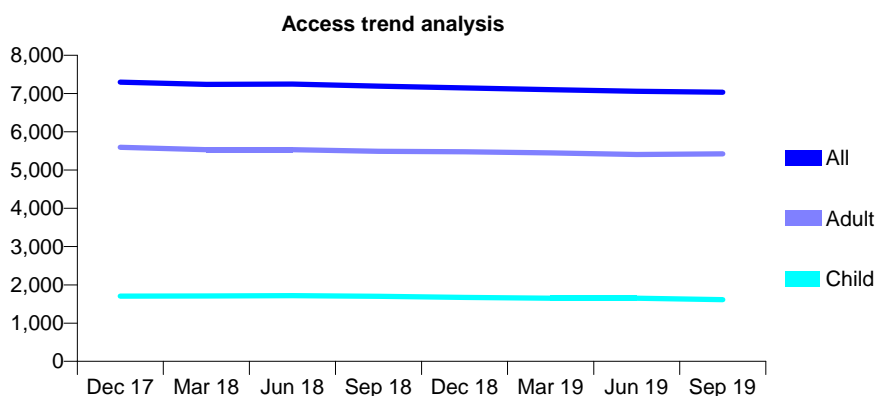
Q61 - Vital Signs At a Glance Contract Report for 185817/0001 - September 2019

Name or company name	DIPS Dental Surgery
Contract type name	GDS Contract
Purpose of contract	General
Contract start date	01/06/2006
Contract end date	

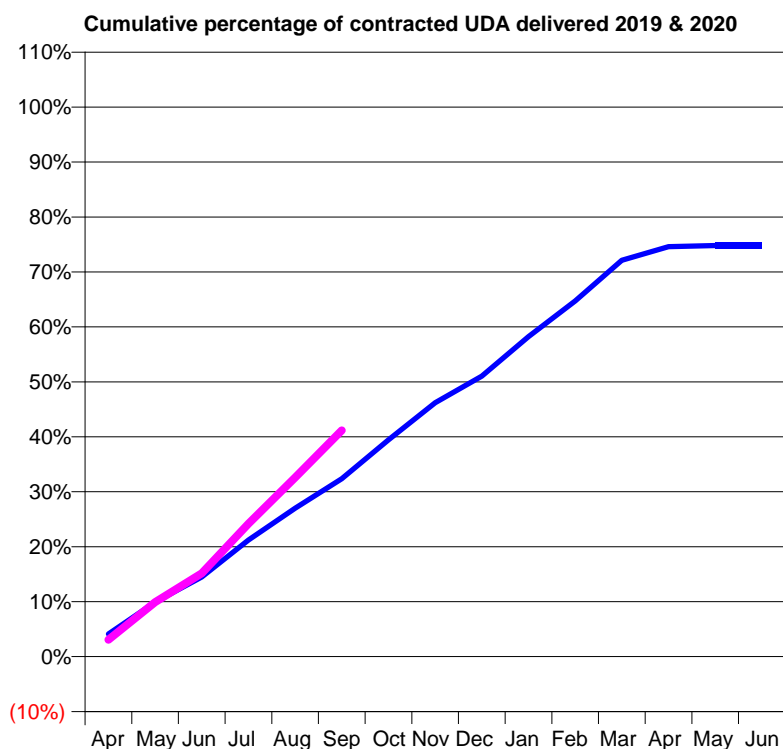
19/20 Contracted general activity (UDA)	20,748
Carry forward general activity (UDA)	0
19/20 Contracted orthodontic activity (UOA)	0
Carry forward orthodontic activity (UOA)	0
Baseline contract value	£595,094.53

ACCESS*

Patients seen in 24 months	Total	Change since previous quarter
Quarter ending September 2018	7,193	
Quarter ending December 2018	7,147	→
Quarter ending March 2019	7,099	→
Quarter ending June 2019	7,056	→
Quarter ending September 2019	7,034	→
Variance since September 2018	(2.2%)	↓



ACTIVITY



Month	Adjusted Scheduled Activity (UDA)	
	2019	2020
April	992	637
May	2,378	2,059
June	3,482	3,142
July	5,093	5,018
August	6,484	6,762
September	7,770	8,539
October	9,470	
November	11,085	
December	12,252	
January	13,973	
February	15,537	
March	17,314	
April	17,905	
May	17,955	
June	17,955	

QUALITY

	Quantity	Base Number	Contract	AT	Region	England
% of FP17s for the same patient ID Re-attending within 3 months - Children	79	1,001	7.9%	11.1%	12.0%	11.5%
% of FP17s for the same patient ID Re-attending within 3 months - Adults	336	2,699	12.4%	16.6%	17.2%	15.4%
% of FP17s for the same patient ID Re-attending between 3 & 9 months - Children	410	1,001	41.0%	45.5%	49.4%	59.7%
% of FP17s for the same patient ID Re-attending between 3 & 9 months - Adults	873	2,699	32.3%	37.1%	39.2%	51.7%
% of FP17s for Band 1 Urgent Courses	231	3,156	7.3%	11.3%	11.0%	9.2%
% of FP17s Relating to Free Repair or Replacements	61	3,156	1.9%	0.5%	0.5%	0.7%
% of FP17s Relating to Continuations	21	3,156	0.7%	0.7%	0.7%	0.8%
% of Patients satisfied with the dentistry they have received	0	0	N/A	91.5%	90.9%	93.5%
% of Patients satisfied with the time they had to wait for an appointment	0	0	N/A	80.9%	83.7%	87.4%

* This is based on patients treated on this contract for their most recent course of treatment. Figures in italics indicate the base number of FP17s or Patient Questionnaire responses are less than 100. N/A is shown where the base number of responses is less than 10 during the period. % is calculated as Quantity/Base number*100

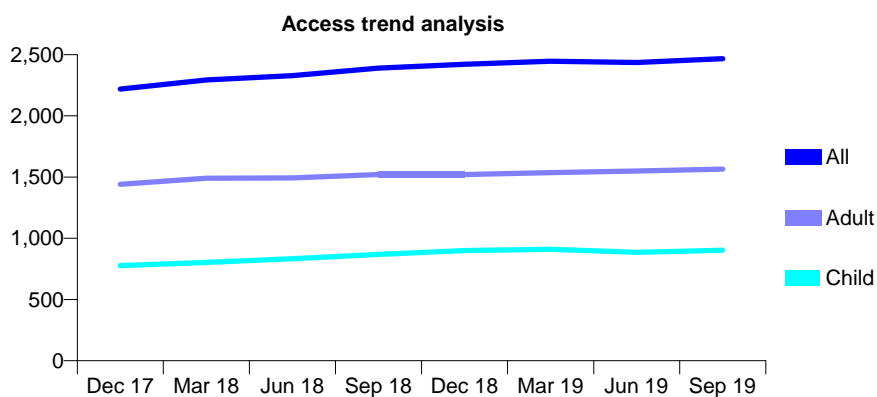
Q61 - Vital Signs At a Glance Contract Report for 187062/0001 - September 2019

Name or company name	I E Barmania and A Vawda
Contract type name	GDS Contract
Purpose of contract	General
Contract start date	26/01/2009
Contract end date	

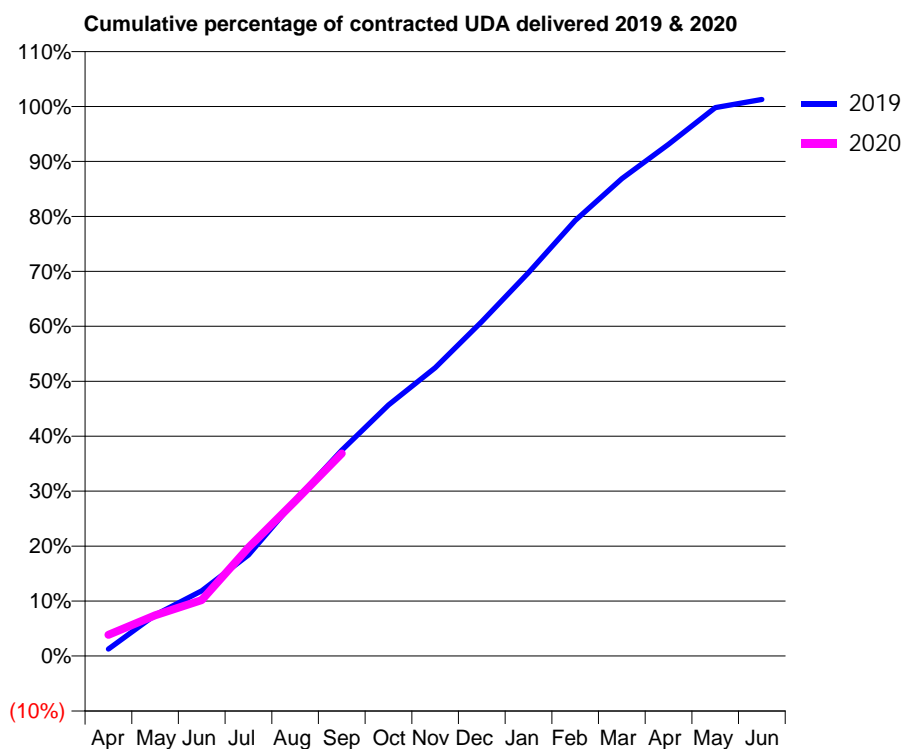
19/20 Contracted general activity (UDA)	7,047
Carry forward general activity (UDA)	-90
19/20 Contracted orthodontic activity (UOA)	0
Carry forward orthodontic activity (UOA)	0
Baseline contract value	£190,319.34

ACCESS*

Patients seen in 24 months	Total	Change since previous quarter
Quarter ending September 2018	2,390	
Quarter ending December 2018	2,421	→
Quarter ending March 2019	2,446	→
Quarter ending June 2019	2,436	→
Quarter ending September 2019	2,467	→
Variance since September 2018	3.2%	↑



ACTIVITY



Month	Adjusted Scheduled Activity (UDA)	
	2019	2020
April	89	273
May	525	522
June	837	717
July	1,295	1,391
August	1,993	1,988
September	2,637	2,597
October	3,219	
November	3,697	
December	4,289	
January	4,916	
February	5,585	
March	6,121	
April	6,563	
May	7,033	
June	7,138	

QUALITY

	Quantity	Base Number	Contract	AT	Region	England
% of FP17s for the same patient ID Re-attending within 3 months - Children	24	621	3.9%	11.1%	12.0%	11.5%
% of FP17s for the same patient ID Re-attending within 3 months - Adults	74	900	8.2%	16.6%	17.2%	15.4%
% of FP17s for the same patient ID Re-attending between 3 & 9 months - Children	317	621	51.0%	45.5%	49.4%	59.7%
% of FP17s for the same patient ID Re-attending between 3 & 9 months - Adults	413	900	45.9%	37.1%	39.2%	51.7%
% of FP17s for Band 1 Urgent Courses	119	1,192	10.0%	11.3%	11.0%	9.2%
% of FP17s Relating to Free Repair or Replacements	0	1,192	0.0%	0.5%	0.5%	0.7%
% of FP17s Relating to Continuations	3	1,192	0.3%	0.7%	0.7%	0.8%
% of Patients satisfied with the dentistry they have received	2	2	N/A	91.5%	90.9%	93.5%
% of Patients satisfied with the time they had to wait for an appointment	2	2	N/A	80.9%	83.7%	87.4%

* This is based on patients treated on this contract for their most recent course of treatment. Figures in italics indicate the base number of FP17s or Patient Questionnaire responses are less than 100. N/A is shown where the base number of responses is less than 10 during the period. % is calculated as Quantity/Base number*100

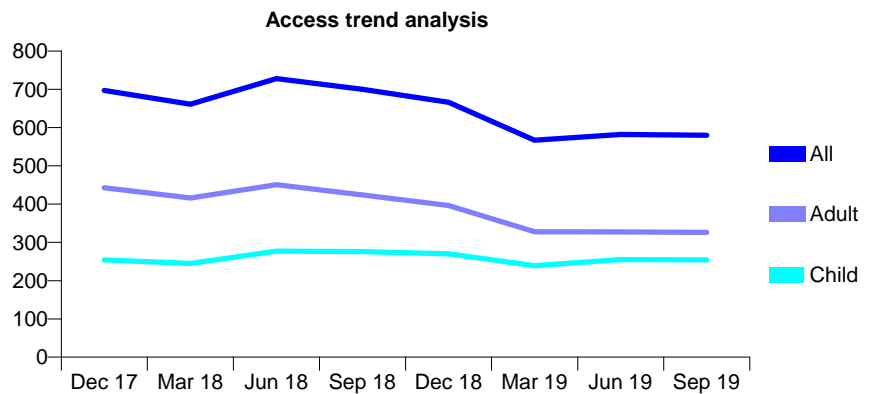
Q61 - Vital Signs At a Glance Contract Report for 188697/0001 - September 2019

Name or company name	F Mian Dental Surgery
Contract type name	GDS Contract
Purpose of contract	General
Contract start date	01/03/2015
Contract end date	

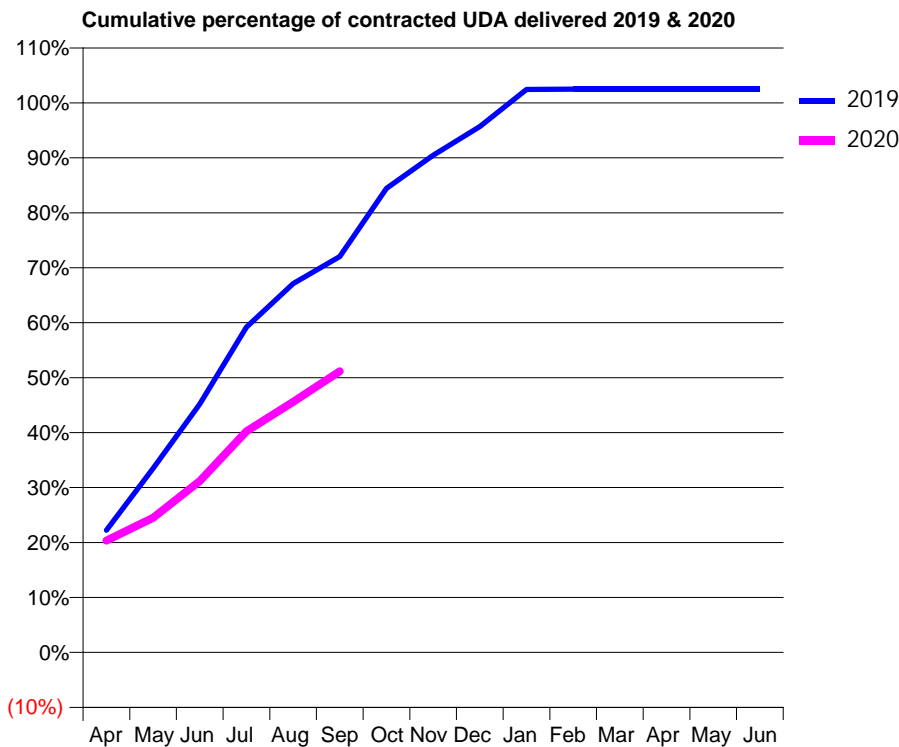
19/20 Contracted general activity (UDA)	2,177
Carry forward general activity (UDA)	-43
19/20 Contracted orthodontic activity (UOA)	0
Carry forward orthodontic activity (UOA)	0
Baseline contract value	£63,808.87

ACCESS*

Patients seen in 24 months	Total	Change since previous quarter
Quarter ending September 2018	700	
Quarter ending December 2018	666	↓
Quarter ending March 2019	567	↓
Quarter ending June 2019	582	↑
Quarter ending September 2019	580	→
Variance since September 2018	(17.1%)	↓



ACTIVITY



Adjusted Scheduled Activity (UDA)		
Month	2019	2020
April	484	443
May	729	533
June	984	679
July	1,289	876
August	1,461	993
September	1,568	1,114
October	1,838	
November	1,970	
December	2,083	
January	2,230	
February	2,231	
March	2,231	
April	2,231	
May	2,231	
June	2,231	

QUALITY

	Quantity	Base Number	Contract	AT	Region	England
% of FP17s for the same patient ID Re-attending within 3 months - Children	5	156	3.2%	11.1%	12.0%	11.5%
% of FP17s for the same patient ID Re-attending within 3 months - Adults	6	133	4.5%	16.6%	17.2%	15.4%
% of FP17s for the same patient ID Re-attending between 3 & 9 months - Children	45	156	28.8%	45.5%	49.4%	59.7%
% of FP17s for the same patient ID Re-attending between 3 & 9 months - Adults	25	133	18.8%	37.1%	39.2%	51.7%
% of FP17s for Band 1 Urgent Courses	13	288	4.5%	11.3%	11.0%	9.2%
% of FP17s Relating to Free Repair or Replacements	0	288	0.0%	0.5%	0.5%	0.7%
% of FP17s Relating to Continuations	0	288	0.0%	0.7%	0.7%	0.8%
% of Patients satisfied with the dentistry they have received	0	0	N/A	91.5%	90.9%	93.5%
% of Patients satisfied with the time they had to wait for an appointment	0	0	N/A	80.9%	83.7%	87.4%

* This is based on patients treated on this contract for their most recent course of treatment. Figures in italics indicate the base number of FP17s or Patient Questionnaire responses are less than 100. N/A is shown where the base number of responses is less than 10 during the period. % is calculated as Quantity/Base number*100

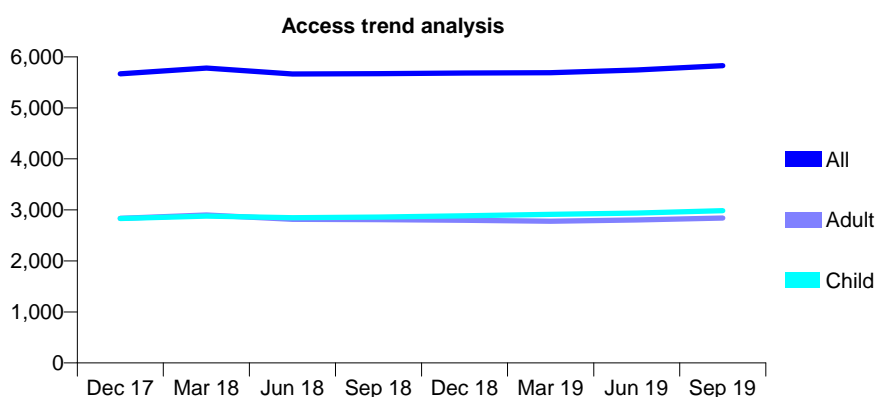
Q61 - Vital Signs At a Glance Contract Report for 188883/0001 - September 2019

Name or company name	The Angel Dental Practice Ltd
Contract type name	GDS Contract
Purpose of contract	General
Contract start date	01/04/2012
Contract end date	

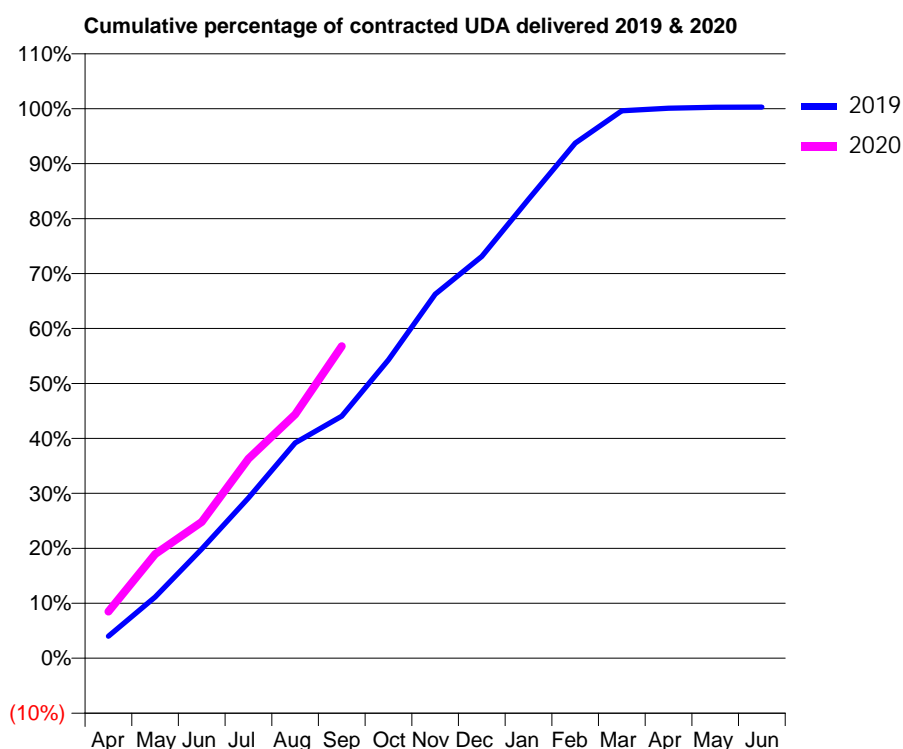
19/20 Contracted general activity (UDA)	18,415
Carry forward general activity (UDA)	-50
19/20 Contracted orthodontic activity (UOA)	0
Carry forward orthodontic activity (UOA)	0
Baseline contract value	£540,604.36

ACCESS*

Patients seen in 24 months	Total	Change since previous quarter
Quarter ending September 2018	5,668	
Quarter ending December 2018	5,682	→
Quarter ending March 2019	5,690	→
Quarter ending June 2019	5,742	→
Quarter ending September 2019	5,825	→
Variance since September 2018	2.8%	↑



ACTIVITY



Month	2019	2020
April	741	1,564
May	2,055	3,487
June	3,660	4,570
July	5,375	6,687
August	7,213	8,171
September	8,112	10,455
October	9,998	
November	12,196	
December	13,462	
January	15,379	
February	17,262	
March	18,342	
April	18,430	
May	18,462	
June	18,465	

QUALITY

	Quantity	Base Number	Contract	AT	Region	England
% of FP17s for the same patient ID Re-attending within 3 months - Children	200	2,006	10.0%	11.1%	12.0%	11.5%
% of FP17s for the same patient ID Re-attending within 3 months - Adults	451	1,820	24.8%	16.6%	17.2%	15.4%
% of FP17s for the same patient ID Re-attending between 3 & 9 months - Children	766	2,006	38.2%	45.5%	49.4%	59.7%
% of FP17s for the same patient ID Re-attending between 3 & 9 months - Adults	588	1,820	32.3%	37.1%	39.2%	51.7%
% of FP17s for Band 1 Urgent Courses	486	3,805	12.8%	11.3%	11.0%	9.2%
% of FP17s Relating to Free Repair or Replacements	20	3,805	0.5%	0.5%	0.5%	0.7%
% of FP17s Relating to Continuations	6	3,805	0.2%	0.7%	0.7%	0.8%
% of Patients satisfied with the dentistry they have received	0	0	N/A	91.5%	90.9%	93.5%
% of Patients satisfied with the time they had to wait for an appointment	0	0	N/A	80.9%	83.7%	87.4%

* This is based on patients treated on this contract for their most recent course of treatment.

Figures in italics indicate the base number of FP17s or Patient Questionnaire responses are less than 100. N/A is shown where the base number of responses is less than 10 during the period. % is calculated as Quantity/Base number*100

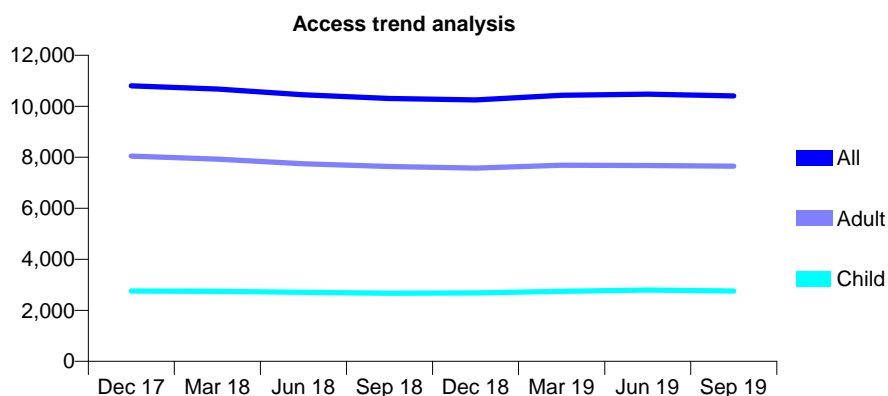
Q61 - Vital Signs At a Glance Contract Report for 190799/0001 - September 2019

Name or company name	P J Dental Surgery
Contract type name	GDS Contract
Purpose of contract	General and Orthodontic
Contract start date	01/02/2015
Contract end date	

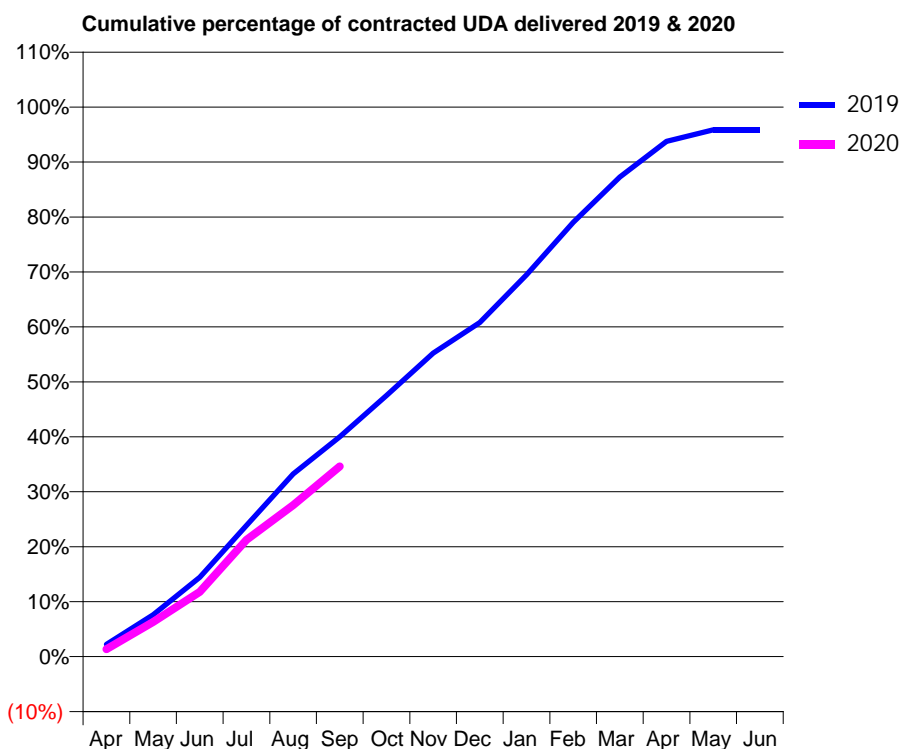
19/20 Contracted general activity (UDA)	29,693
Carry forward general activity (UDA)	0
19/20 Contracted orthodontic activity (UOA)	1,614
Carry forward orthodontic activity (UOA)	0
Baseline contract value	£1,057,726.81

ACCESS*

Patients seen in 24 months	Total	Change since previous quarter
Quarter ending September 2018	10,311	
Quarter ending December 2018	10,253	→
Quarter ending March 2019	10,430	→
Quarter ending June 2019	10,474	→
Quarter ending September 2019	10,407	→
Variance since September 2018	0.9%	→



ACTIVITY



Month	Adjusted Scheduled Activity (UDA)	
	2019	2020
April	662	405
May	2,268	1,874
June	4,280	3,498
July	7,088	6,306
August	9,871	8,188
September	11,881	10,281
October	14,115	
November	16,401	
December	18,050	
January	20,622	
February	23,463	
March	25,907	
April	27,839	
May	28,459	
June	28,463	

QUALITY

	Quantity	Base Number	Contract	AT	Region	England
% of FP17s for the same patient ID Re-attending within 3 months - Children	156	1,633	9.6%	11.1%	12.0%	11.5%
% of FP17s for the same patient ID Re-attending within 3 months - Adults	382	3,359	11.4%	16.6%	17.2%	15.4%
% of FP17s for the same patient ID Re-attending between 3 & 9 months - Children	609	1,633	37.3%	45.5%	49.4%	59.7%
% of FP17s for the same patient ID Re-attending between 3 & 9 months - Adults	759	3,359	22.6%	37.1%	39.2%	51.7%
% of FP17s for Band 1 Urgent Courses	590	4,049	14.6%	11.3%	11.0%	9.2%
% of FP17s Relating to Free Repair or Replacements	7	4,049	0.2%	0.5%	0.5%	0.7%
% of FP17s Relating to Continuations	35	4,049	0.9%	0.7%	0.7%	0.8%
% of Patients satisfied with the dentistry they have received	0	0	N/A	91.5%	90.9%	93.5%
% of Patients satisfied with the time they had to wait for an appointment	0	0	N/A	80.9%	83.7%	87.4%

* This is based on patients treated on this contract for their most recent course of treatment. Figures in italics indicate the base number of FP17s or Patient Questionnaire responses are less than 100. N/A is shown where the base number of responses is less than 10 during the period. % is calculated as Quantity/Base number*100

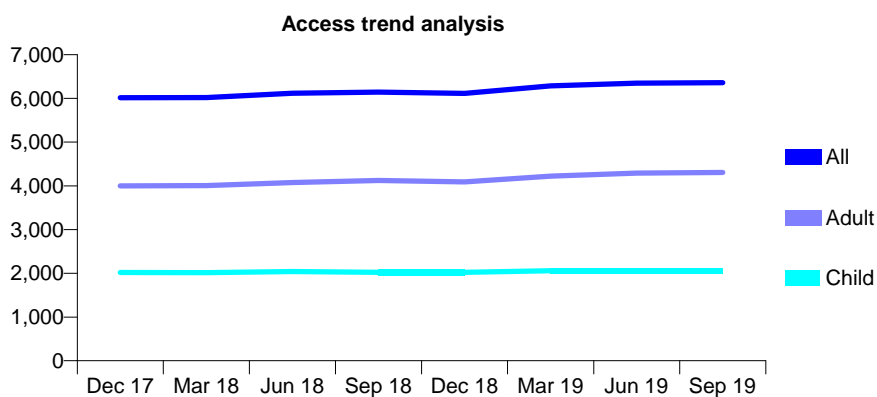
Q61 - Vital Signs At a Glance Contract Report for 190993/0001 - September 2019

Name or company name	MR JP SHAH and MS M SHAH
Contract type name	GDS Contract
Purpose of contract	General
Contract start date	01/07/2013
Contract end date	

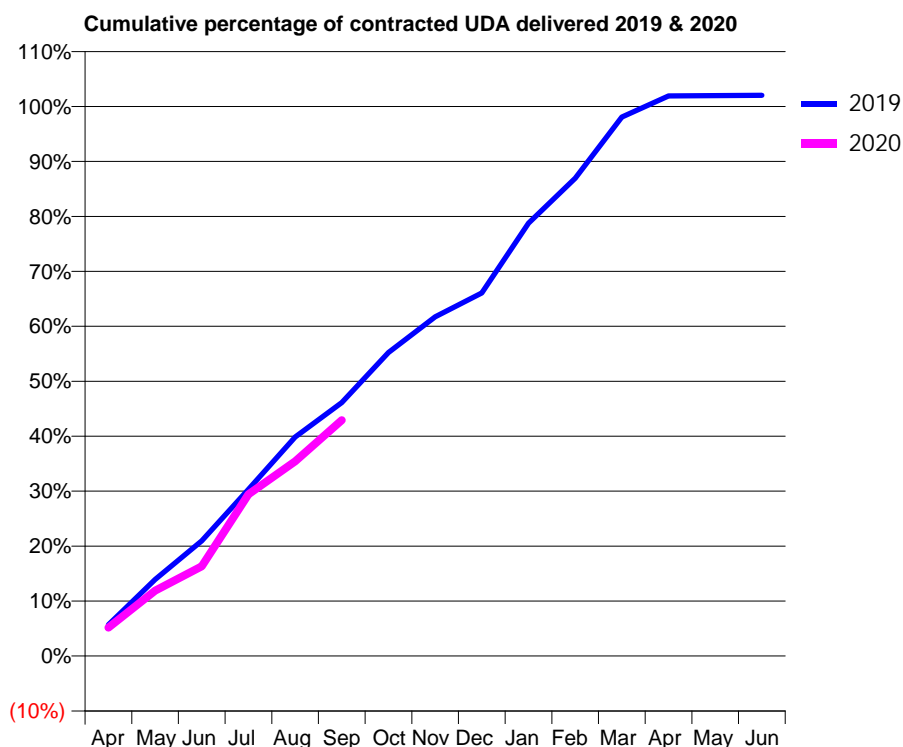
19/20 Contracted general activity (UDA)	20,236
Carry forward general activity (UDA)	-404
19/20 Contracted orthodontic activity (UOA)	0
Carry forward orthodontic activity (UOA)	0
Baseline contract value	£617,766.17

ACCESS*

Patients seen in 24 months	Total	Change since previous quarter
Quarter ending September 2018	6,143	
Quarter ending December 2018	6,115	→
Quarter ending March 2019	6,284	↑
Quarter ending June 2019	6,349	→
Quarter ending September 2019	6,362	→
Variance since September 2018	3.6%	↑



ACTIVITY



Month	Adjusted Scheduled Activity (UDA)	
	2019	2020
April	1,152	1,047
May	2,823	2,409
June	4,239	3,304
July	6,140	5,955
August	8,063	7,171
September	9,335	8,683
October	11,175	
November	12,490	
December	13,371	
January	15,938	
February	17,593	
March	19,846	
April	20,621	
May	20,634	
June	20,648	

QUALITY

	Quantity	Base Number	Contract	AT	Region	England
% of FP17s for the same patient ID Re-attending within 3 months - Children	78	1,133	6.9%	11.1%	12.0%	11.5%
% of FP17s for the same patient ID Re-attending within 3 months - Adults	435	2,410	18.0%	16.6%	17.2%	15.4%
% of FP17s for the same patient ID Re-attending between 3 & 9 months - Children	541	1,133	47.7%	45.5%	49.4%	59.7%
% of FP17s for the same patient ID Re-attending between 3 & 9 months - Adults	935	2,410	38.8%	37.1%	39.2%	51.7%
% of FP17s for Band 1 Urgent Courses	405	3,265	12.4%	11.3%	11.0%	9.2%
% of FP17s Relating to Free Repair or Replacements	17	3,265	0.5%	0.5%	0.5%	0.7%
% of FP17s Relating to Continuations	58	3,265	1.8%	0.7%	0.7%	0.8%
% of Patients satisfied with the dentistry they have received	3	3	N/A	91.5%	90.9%	93.5%
% of Patients satisfied with the time they had to wait for an appointment	2	3	N/A	80.9%	83.7%	87.4%

* This is based on patients treated on this contract for their most recent course of treatment. Figures in italics indicate the base number of FP17s or Patient Questionnaire responses are less than 100. N/A is shown where the base number of responses is less than 10 during the period. % is calculated as Quantity/Base number*100

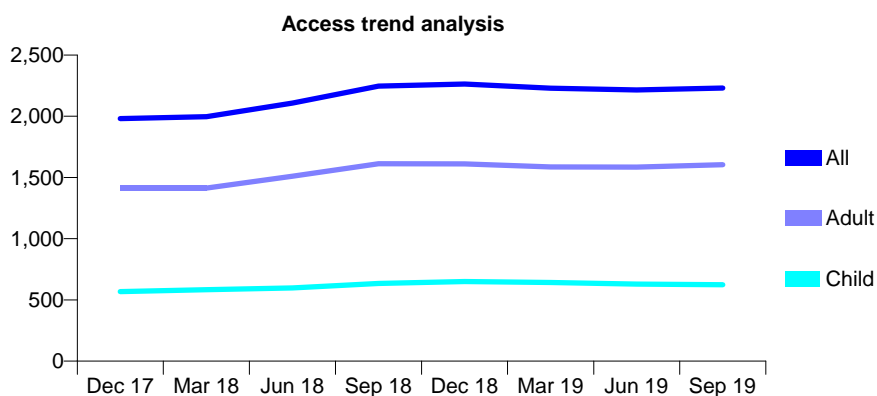
Q61 - Vital Signs At a Glance Contract Report for 191019/0001 - September 2019

Name or company name	Mr Jinesh Patel
Contract type name	GDS Contract
Purpose of contract	General
Contract start date	01/03/2012
Contract end date	

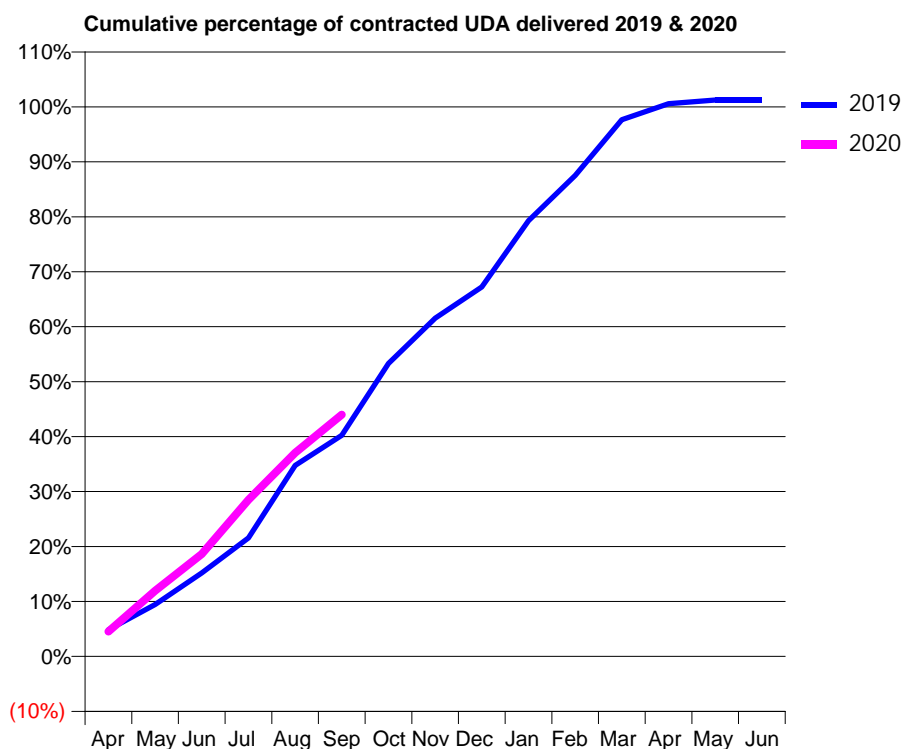
19/20 Contracted general activity (UDA)	5,037
Carry forward general activity (UDA)	-63
19/20 Contracted orthodontic activity (UOA)	0
Carry forward orthodontic activity (UOA)	0
Baseline contract value	£198,622.79

ACCESS*

Patients seen in 24 months	Total	Change since previous quarter
Quarter ending September 2018	2,247	
Quarter ending December 2018	2,263	→
Quarter ending March 2019	2,229	↓
Quarter ending June 2019	2,215	→
Quarter ending September 2019	2,230	→
Variance since September 2018	(0.8%)	→



ACTIVITY



Month	2019	2020
April	245	228
May	476	603
June	766	938
July	1,086	1,435
August	1,751	1,867
September	2,027	2,215
October	2,685	
November	3,101	
December	3,387	
January	3,994	
February	4,408	
March	4,919	
April	5,066	
May	5,099	
June	5,100	

QUALITY

	Quantity	Base Number	Contract	AT	Region	England
% of FP17s for the same patient ID Re-attending within 3 months - Children	7	242	2.9%	11.1%	12.0%	11.5%
% of FP17s for the same patient ID Re-attending within 3 months - Adults	44	634	6.9%	16.6%	17.2%	15.4%
% of FP17s for the same patient ID Re-attending between 3 & 9 months - Children	45	242	18.6%	45.5%	49.4%	59.7%
% of FP17s for the same patient ID Re-attending between 3 & 9 months - Adults	130	634	20.5%	37.1%	39.2%	51.7%
% of FP17s for Band 1 Urgent Courses	46	806	5.7%	11.3%	11.0%	9.2%
% of FP17s Relating to Free Repair or Replacements	7	806	0.9%	0.5%	0.5%	0.7%
% of FP17s Relating to Continuations	4	806	0.5%	0.7%	0.7%	0.8%
% of Patients satisfied with the dentistry they have received	0	0	N/A	91.5%	90.9%	93.5%
% of Patients satisfied with the time they had to wait for an appointment	0	0	N/A	80.9%	83.7%	87.4%

* This is based on patients treated on this contract for their most recent course of treatment. Figures in italics indicate the base number of FP17s or Patient Questionnaire responses are less than 100. N/A is shown where the base number of responses is less than 10 during the period. % is calculated as Quantity/Base number*100

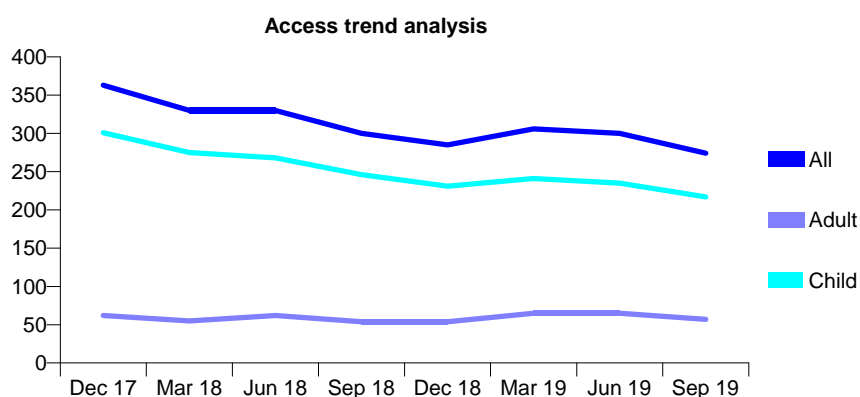
Q61 - Vital Signs At a Glance Contract Report for 192570/0001 - September 2019

Name or company name	Hampden Clinics Limited
Contract type name	GDS Contract
Purpose of contract	General
Contract start date	01/01/2011
Contract end date	

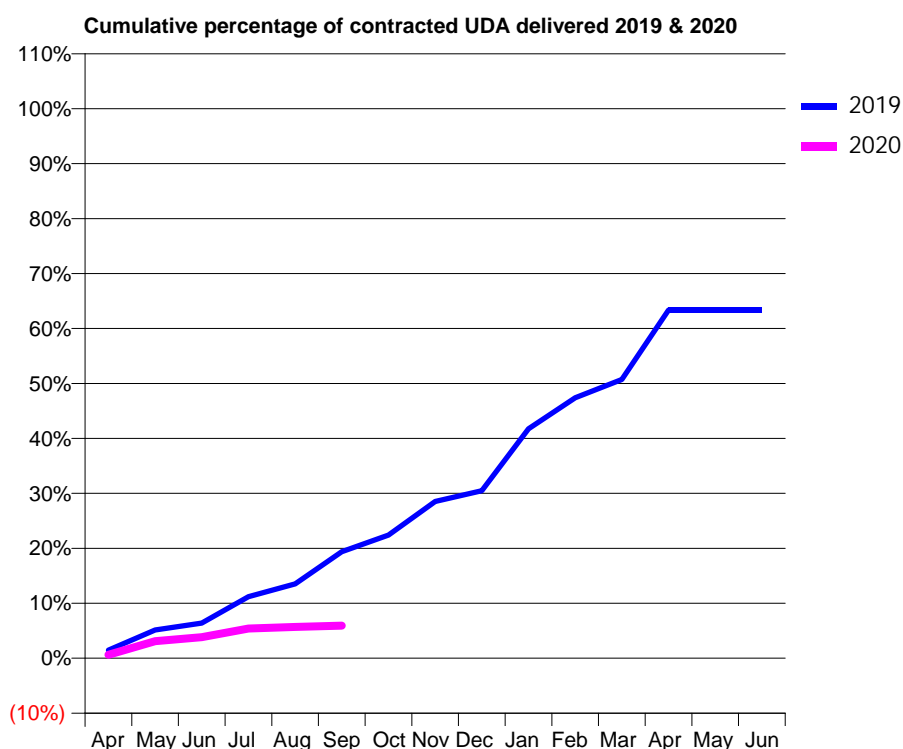
19/20 Contracted general activity (UDA)	1,759
Carry forward general activity (UDA)	0
19/20 Contracted orthodontic activity (UOA)	0
Carry forward orthodontic activity (UOA)	0
Baseline contract value	£46,062.00

ACCESS*

Patients seen in 24 months	Total	Change since previous quarter
Quarter ending September 2018	300	
Quarter ending December 2018	285	↓
Quarter ending March 2019	306	↑
Quarter ending June 2019	300	↓
Quarter ending September 2019	274	↓
Variance since September 2018	(8.7%)	↓



ACTIVITY



Month	2019	2020
April	26	11
May	90	55
June	113	68
July	197	95
August	238	100
September	341	104
October	394	
November	502	
December	536	
January	735	
February	834	
March	892	
April	1,114	
May	1,114	
June	1,114	

QUALITY

	Quantity	Base Number	Contract	AT	Region	England
% of FP17s for the same patient ID Re-attending within 3 months - Children	14	106	13.2%	11.1%	12.0%	11.5%
% of FP17s for the same patient ID Re-attending within 3 months - Adults	1	11	9.1%	16.6%	17.2%	15.4%
% of FP17s for the same patient ID Re-attending between 3 & 9 months - Children	38	106	35.8%	45.5%	49.4%	59.7%
% of FP17s for the same patient ID Re-attending between 3 & 9 months - Adults	3	11	27.3%	37.1%	39.2%	51.7%
% of FP17s for Band 1 Urgent Courses	6	59	10.2%	11.3%	11.0%	9.2%
% of FP17s Relating to Free Repair or Replacements	0	59	0.0%	0.5%	0.5%	0.7%
% of FP17s Relating to Continuations	0	59	0.0%	0.7%	0.7%	0.8%
% of Patients satisfied with the dentistry they have received	0	0	N/A	91.5%	90.9%	93.5%
% of Patients satisfied with the time they had to wait for an appointment	0	0	N/A	80.9%	83.7%	87.4%

* This is based on patients treated on this contract for their most recent course of treatment.

Figures in italics indicate the base number of FP17s or Patient Questionnaire responses are less than 100. N/A is shown where the base number of responses is less than 10 during the period. % is calculated as Quantity/Base number*100

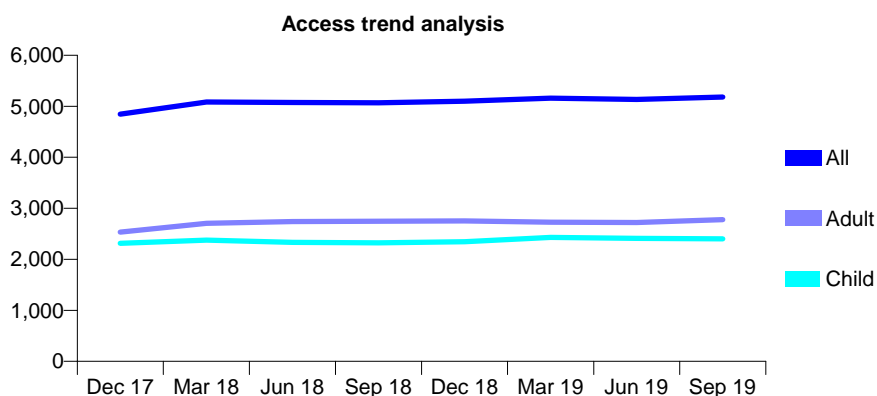
Q61 - Vital Signs At a Glance Contract Report for 192651/0001 - September 2019

Name or company name	Goodmayes Dental Practice Ltd
Contract type name	GDS Contract
Purpose of contract	General
Contract start date	01/09/2010
Contract end date	

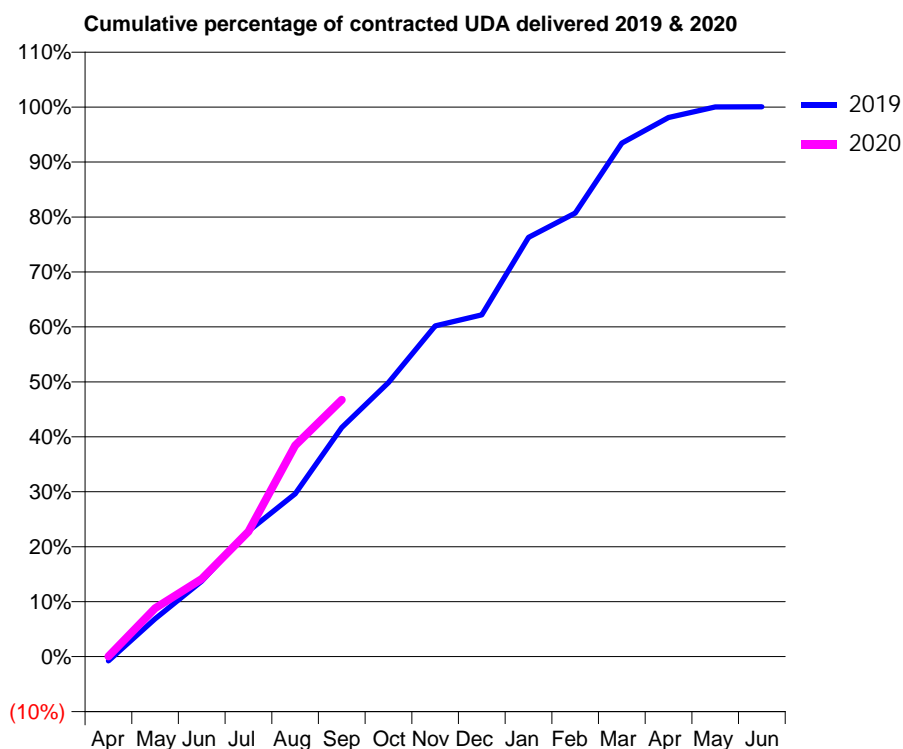
19/20 Contracted general activity (UDA)	13,676
Carry forward general activity (UDA)	-5
19/20 Contracted orthodontic activity (UOA)	0
Carry forward orthodontic activity (UOA)	0
Baseline contract value	£446,677.55

ACCESS*

Patients seen in 24 months	Total	Change since previous quarter
Quarter ending September 2018	5,069	
Quarter ending December 2018	5,100	→
Quarter ending March 2019	5,160	→
Quarter ending June 2019	5,133	→
Quarter ending September 2019	5,180	→
Variance since September 2018	2.2%	↑



ACTIVITY



Month	Adjusted Scheduled Activity (UDA)	
	2019	2020
April	-107	5
May	943	1,206
June	1,878	1,932
July	3,125	3,112
August	4,053	5,256
September	5,703	6,389
October	6,820	
November	8,230	
December	8,503	
January	10,432	
February	11,040	
March	12,777	
April	13,416	
May	13,678	
June	13,681	

QUALITY

	Quantity	Base Number	Contract	AT	Region	England
% of FP17s for the same patient ID Re-attending within 3 months - Children	193	1,632	11.8%	11.1%	12.0%	11.5%
% of FP17s for the same patient ID Re-attending within 3 months - Adults	194	1,277	15.2%	16.6%	17.2%	15.4%
% of FP17s for the same patient ID Re-attending between 3 & 9 months - Children	724	1,632	44.4%	45.5%	49.4%	59.7%
% of FP17s for the same patient ID Re-attending between 3 & 9 months - Adults	359	1,277	28.1%	37.1%	39.2%	51.7%
% of FP17s for Band 1 Urgent Courses	162	2,598	6.2%	11.3%	11.0%	9.2%
% of FP17s Relating to Free Repair or Replacements	0	2,598	0.0%	0.5%	0.5%	0.7%
% of FP17s Relating to Continuations	4	2,598	0.2%	0.7%	0.7%	0.8%
% of Patients satisfied with the dentistry they have received	1	2	N/A	91.5%	90.9%	93.5%
% of Patients satisfied with the time they had to wait for an appointment	2	2	N/A	80.9%	83.7%	87.4%

* This is based on patients treated on this contract for their most recent course of treatment. Figures in italics indicate the base number of FP17s or Patient Questionnaire responses are less than 100. N/A is shown where the base number of responses is less than 10 during the period. % is calculated as Quantity/Base number*100

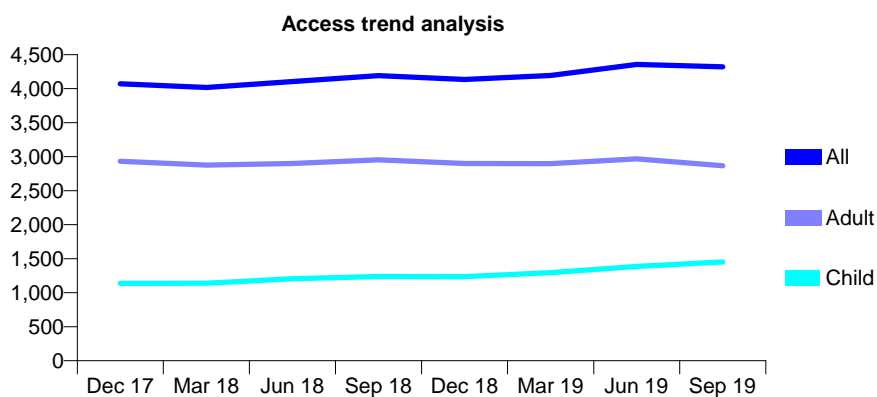
Q61 - Vital Signs At a Glance Contract Report for 193127/0001 - September 2019

Name or company name	RUSHDENT LIMITED
Contract type name	GDS Contract
Purpose of contract	General
Contract start date	01/04/2011
Contract end date	

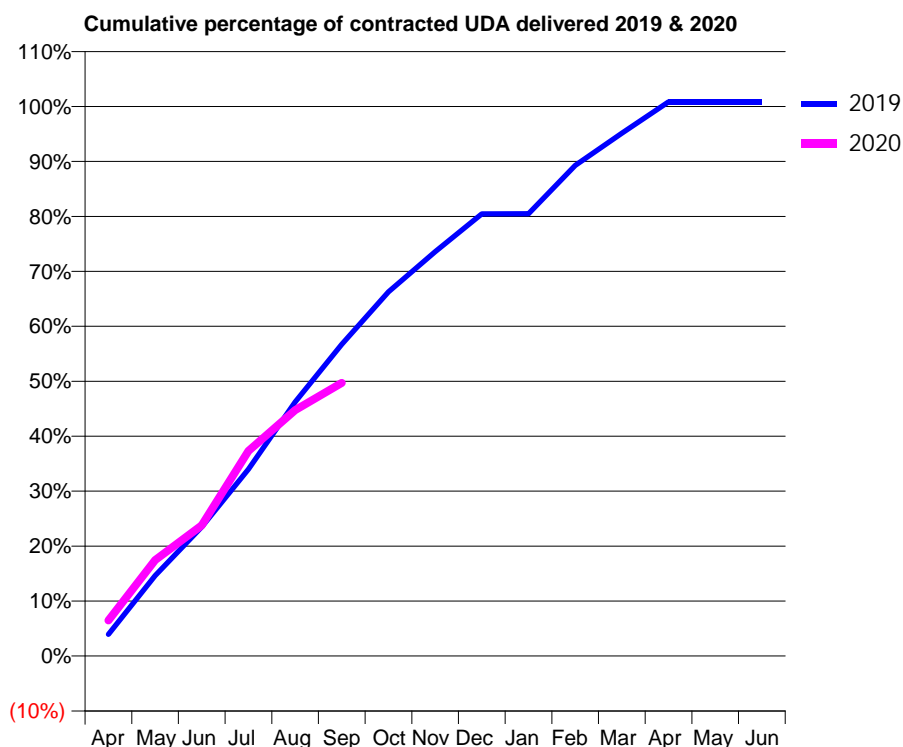
19/20 Contracted general activity (UDA)	9,924
Carry forward general activity (UDA)	-83
19/20 Contracted orthodontic activity (UOA)	0
Carry forward orthodontic activity (UOA)	0
Baseline contract value	£273,520.29

ACCESS*

Patients seen in 24 months	Total	Change since previous quarter
Quarter ending September 2018	4,191	
Quarter ending December 2018	4,135	↓
Quarter ending March 2019	4,194	→
Quarter ending June 2019	4,356	↑
Quarter ending September 2019	4,320	→
Variance since September 2018	3.1%	↑



ACTIVITY



Month	Adjusted Scheduled Activity (UDA)	
	2019	2020
April	391	644
May	1,453	1,732
June	2,332	2,359
July	3,376	3,702
August	4,588	4,441
September	5,630	4,933
October	6,577	
November	7,303	
December	7,985	
January	7,988	
February	8,859	
March	9,439	
April	10,008	
May	10,008	
June	10,008	

QUALITY

	Quantity	Base Number	Contract	AT	Region	England
% of FP17s for the same patient ID Re-attending within 3 months - Children	22	814	2.7%	11.1%	12.0%	11.5%
% of FP17s for the same patient ID Re-attending within 3 months - Adults	55	1,367	4.0%	16.6%	17.2%	15.4%
% of FP17s for the same patient ID Re-attending between 3 & 9 months - Children	284	814	34.9%	45.5%	49.4%	59.7%
% of FP17s for the same patient ID Re-attending between 3 & 9 months - Adults	436	1,367	31.9%	37.1%	39.2%	51.7%
% of FP17s for Band 1 Urgent Courses	0	1,983	0.0%	11.3%	11.0%	9.2%
% of FP17s Relating to Free Repair or Replacements	1	1,983	0.1%	0.5%	0.5%	0.7%
% of FP17s Relating to Continuations	0	1,983	0.0%	0.7%	0.7%	0.8%
% of Patients satisfied with the dentistry they have received	2	2	N/A	91.5%	90.9%	93.5%
% of Patients satisfied with the time they had to wait for an appointment	2	2	N/A	80.9%	83.7%	87.4%

* This is based on patients treated on this contract for their most recent course of treatment. Figures in italics indicate the base number of FP17s or Patient Questionnaire responses are less than 100. N/A is shown where the base number of responses is less than 10 during the period. % is calculated as Quantity/Base number*100

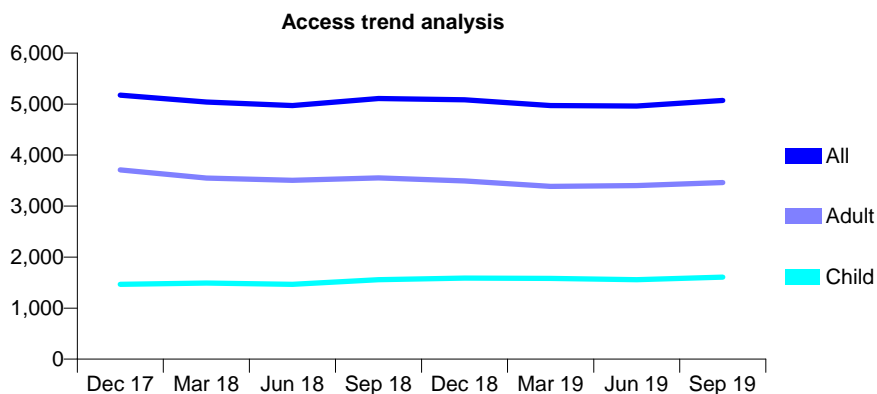
Q61 - Vital Signs At a Glance Contract Report for 193798/0001 - September 2019

Name or company name	Dr S S Dhami & Dr J S Gill
Contract type name	GDS Contract
Purpose of contract	General
Contract start date	21/09/2011
Contract end date	

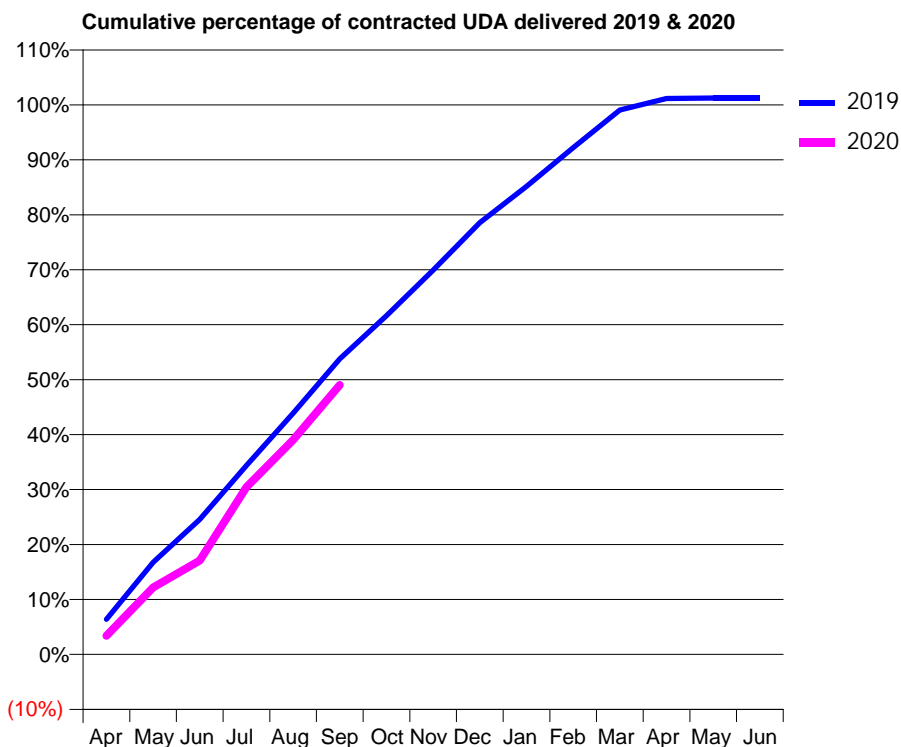
19/20 Contracted general activity (UDA)	15,151
Carry forward general activity (UDA)	-187
19/20 Contracted orthodontic activity (UOA)	0
Carry forward orthodontic activity (UOA)	0
Baseline contract value	£391,089.54

ACCESS*

Patients seen in 24 months	Total	Change since previous quarter
Quarter ending September 2018	5,110	
Quarter ending December 2018	5,084	→
Quarter ending March 2019	4,971	↓
Quarter ending June 2019	4,961	→
Quarter ending September 2019	5,070	↑
Variance since September 2018	(0.8%)	→



ACTIVITY



Month	2019	2020
April	969	518
May	2,539	1,847
June	3,724	2,586
July	5,209	4,611
August	6,654	5,913
September	8,145	7,429
October	9,338	
November	10,593	
December	11,904	
January	12,904	
February	13,971	
March	15,010	
April	15,325	
May	15,338	
June	15,338	

QUALITY

	Quantity	Base Number	Contract	AT	Region	England
% of FP17s for the same patient ID Re-attending within 3 months - Children	84	895	9.4%	11.1%	12.0%	11.5%
% of FP17s for the same patient ID Re-attending within 3 months - Adults	310	1,820	17.0%	16.6%	17.2%	15.4%
% of FP17s for the same patient ID Re-attending between 3 & 9 months - Children	314	895	35.1%	45.5%	49.4%	59.7%
% of FP17s for the same patient ID Re-attending between 3 & 9 months - Adults	483	1,820	26.5%	37.1%	39.2%	51.7%
% of FP17s for Band 1 Urgent Courses	465	2,623	17.7%	11.3%	11.0%	9.2%
% of FP17s Relating to Free Repair or Replacements	12	2,623	0.5%	0.5%	0.5%	0.7%
% of FP17s Relating to Continuations	6	2,623	0.2%	0.7%	0.7%	0.8%
% of Patients satisfied with the dentistry they have received	1	2	N/A	91.5%	90.9%	93.5%
% of Patients satisfied with the time they had to wait for an appointment	1	2	N/A	80.9%	83.7%	87.4%

* This is based on patients treated on this contract for their most recent course of treatment. Figures in italics indicate the base number of FP17s or Patient Questionnaire responses are less than 100. N/A is shown where the base number of responses is less than 10 during the period. % is calculated as Quantity/Base number*100

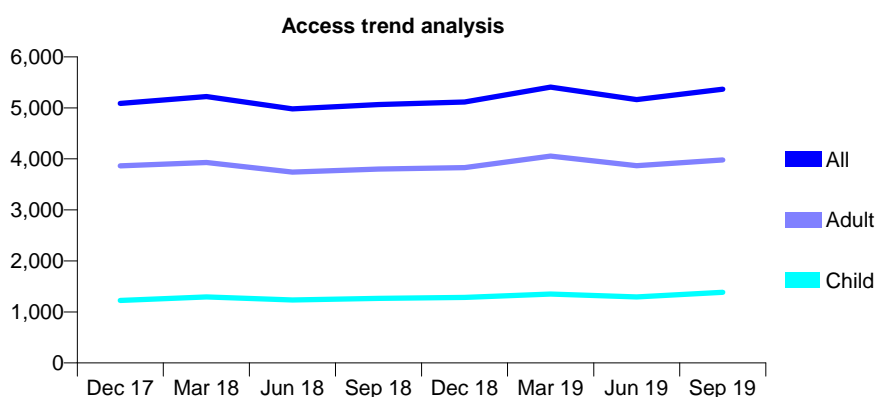
Q61 - Vital Signs At a Glance Contract Report for 194050/0001 - September 2019

Name or company name	Woodberry Downs Dental Practice
Contract type name	GDS Contract
Purpose of contract	General
Contract start date	01/04/2010
Contract end date	

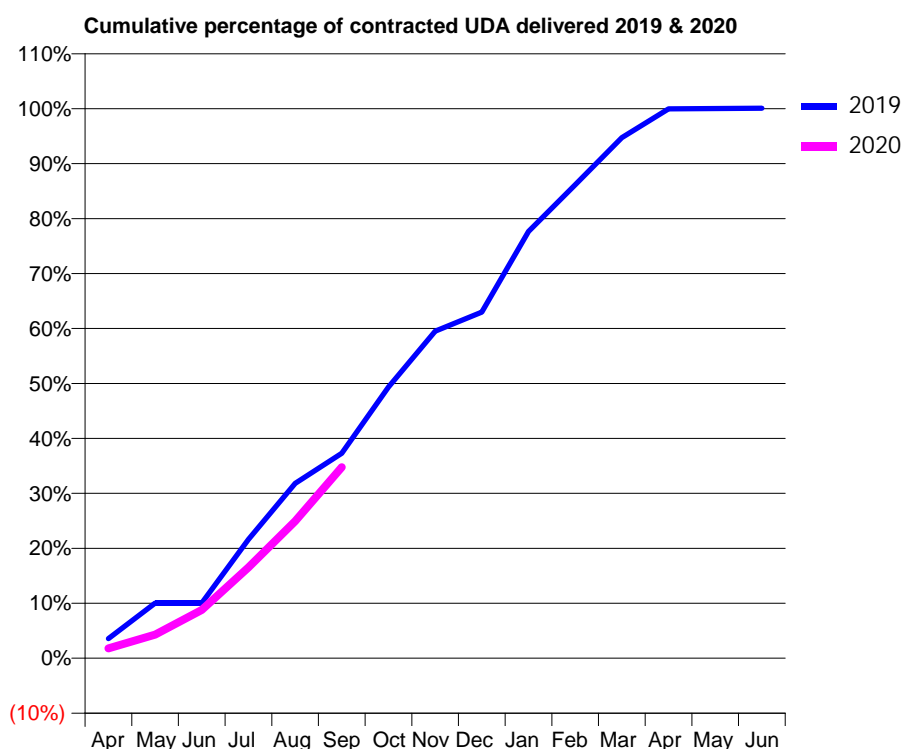
19/20 Contracted general activity (UDA)	14,000
Carry forward general activity (UDA)	-8
19/20 Contracted orthodontic activity (UOA)	0
Carry forward orthodontic activity (UOA)	0
Baseline contract value	£472,115.07

ACCESS*

Patients seen in 24 months	Total	Change since previous quarter
Quarter ending September 2018	5,066	
Quarter ending December 2018	5,114	→
Quarter ending March 2019	5,407	↑
Quarter ending June 2019	5,161	↓
Quarter ending September 2019	5,365	↑
Variance since September 2018	5.9%	↑



ACTIVITY



Month	2019	2020
April	502	253
May	1,405	602
June	1,405	1,231
July	3,028	2,315
August	4,455	3,495
September	5,220	4,868
October	6,910	
November	8,333	
December	8,819	
January	10,875	
February	12,061	
March	13,262	
April	13,997	
May	14,001	
June	14,008	

QUALITY

	Quantity	Base Number	Contract	AT	Region	England
% of FP17s for the same patient ID Re-attending within 3 months - Children	35	672	5.2%	11.1%	12.0%	11.5%
% of FP17s for the same patient ID Re-attending within 3 months - Adults	183	1,820	10.1%	16.6%	17.2%	15.4%
% of FP17s for the same patient ID Re-attending between 3 & 9 months - Children	244	672	36.3%	45.5%	49.4%	59.7%
% of FP17s for the same patient ID Re-attending between 3 & 9 months - Adults	629	1,820	34.6%	37.1%	39.2%	51.7%
% of FP17s for Band 1 Urgent Courses	176	2,197	8.0%	11.3%	11.0%	9.2%
% of FP17s Relating to Free Repair or Replacements	17	2,197	0.8%	0.5%	0.5%	0.7%
% of FP17s Relating to Continuations	3	2,197	0.1%	0.7%	0.7%	0.8%
% of Patients satisfied with the dentistry they have received	0	0	N/A	91.5%	90.9%	93.5%
% of Patients satisfied with the time they had to wait for an appointment	0	0	N/A	80.9%	83.7%	87.4%

* This is based on patients treated on this contract for their most recent course of treatment. Figures in italics indicate the base number of FP17s or Patient Questionnaire responses are less than 100. N/A is shown where the base number of responses is less than 10 during the period. % is calculated as Quantity/Base number*100

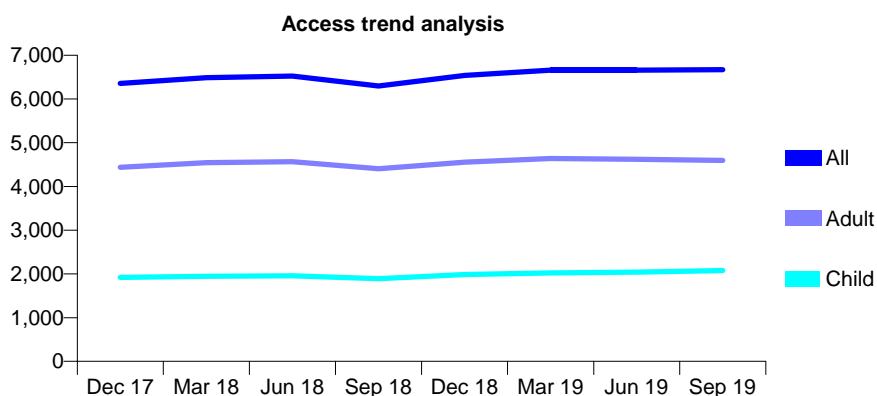
Q61 - Vital Signs At a Glance Contract Report for 194069/0001 - September 2019

Name or company name	Bluebell Dental Practice
Contract type name	GDS Contract
Purpose of contract	General
Contract start date	01/11/2007
Contract end date	

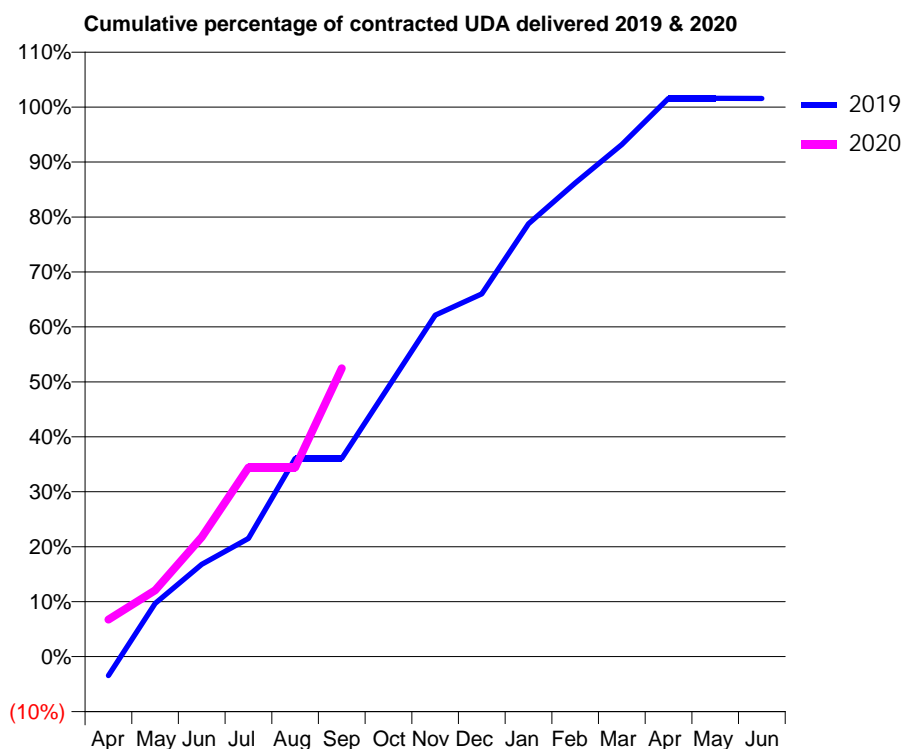
19/20 Contracted general activity (UDA)	11,460
Carry forward general activity (UDA)	-180
19/20 Contracted orthodontic activity (UOA)	0
Carry forward orthodontic activity (UOA)	0
Baseline contract value	£322,999.95

ACCESS*

Patients seen in 24 months	Total	Change since previous quarter
Quarter ending September 2018	6,298	
Quarter ending December 2018	6,539	↑
Quarter ending March 2019	6,659	→
Quarter ending June 2019	6,661	→
Quarter ending September 2019	6,671	→
Variance since September 2018	5.9%	↑



ACTIVITY



Month	Adjusted Scheduled Activity (UDA)	
	2019	2020
April	-396	772
May	1,110	1,383
June	1,924	2,492
July	2,465	3,946
August	4,134	3,946
September	4,134	6,012
October	5,625	
November	7,120	
December	7,562	
January	9,025	
February	9,876	
March	10,678	
April	11,642	
May	11,643	
June	11,640	

QUALITY

	Quantity	Base Number	Contract	AT	Region	England
% of FP17s for the same patient ID Re-attending within 3 months - Children	80	1,429	5.6%	11.1%	12.0%	11.5%
% of FP17s for the same patient ID Re-attending within 3 months - Adults	270	2,568	10.5%	16.6%	17.2%	15.4%
% of FP17s for the same patient ID Re-attending between 3 & 9 months - Children	618	1,429	43.2%	45.5%	49.4%	59.7%
% of FP17s for the same patient ID Re-attending between 3 & 9 months - Adults	803	2,568	31.3%	37.1%	39.2%	51.7%
% of FP17s for Band 1 Urgent Courses	324	3,399	9.5%	11.3%	11.0%	9.2%
% of FP17s Relating to Free Repair or Replacements	22	3,399	0.6%	0.5%	0.5%	0.7%
% of FP17s Relating to Continuations	3	3,399	0.1%	0.7%	0.7%	0.8%
% of Patients satisfied with the dentistry they have received	1	1	N/A	91.5%	90.9%	93.5%
% of Patients satisfied with the time they had to wait for an appointment	1	1	N/A	80.9%	83.7%	87.4%

* This is based on patients treated on this contract for their most recent course of treatment. Figures in italics indicate the base number of FP17s or Patient Questionnaire responses are less than 100. N/A is shown where the base number of responses is less than 10 during the period. % is calculated as Quantity/Base number*100

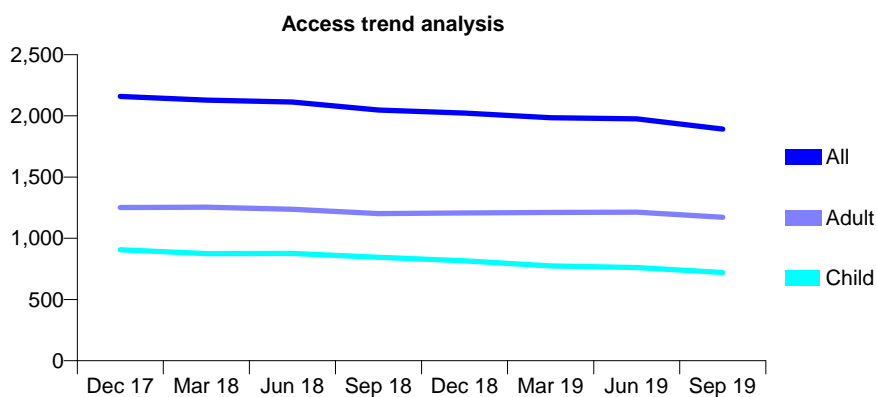
Q61 - Vital Signs At a Glance Contract Report for 194662/0001 - September 2019

Name or company name	Barkingside Dental Care Ltd
Contract type name	GDS Contract
Purpose of contract	General
Contract start date	01/05/2011
Contract end date	

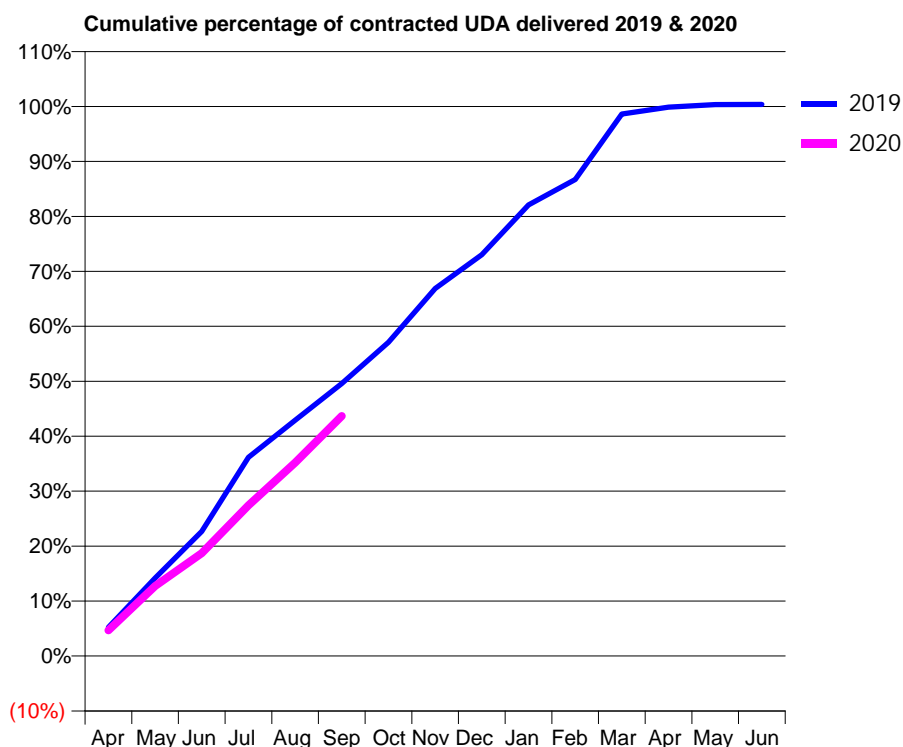
19/20 Contracted general activity (UDA)	5,103
Carry forward general activity (UDA)	-18
19/20 Contracted orthodontic activity (UOA)	0
Carry forward orthodontic activity (UOA)	0
Baseline contract value	£137,267.03

ACCESS*

Patients seen in 24 months	Total	Change since previous quarter
Quarter ending September 2018	2,047	
Quarter ending December 2018	2,023	↓
Quarter ending March 2019	1,985	↓
Quarter ending June 2019	1,975	→
Quarter ending September 2019	1,893	↓
Variance since September 2018	(7.5%)	↓



ACTIVITY



Month	Adjusted Scheduled Activity (UDA)	
	2019	2020
April	267	238
May	725	651
June	1,157	956
July	1,845	1,400
August	2,189	1,796
September	2,531	2,229
October	2,914	
November	3,413	
December	3,727	
January	4,188	
February	4,425	
March	5,032	
April	5,097	
May	5,120	
June	5,121	

QUALITY

	Quantity	Base Number	Contract	AT	Region	England
% of FP17s for the same patient ID Re-attending within 3 months - Children	14	339	4.1%	11.1%	12.0%	11.5%
% of FP17s for the same patient ID Re-attending within 3 months - Adults	60	513	11.7%	16.6%	17.2%	15.4%
% of FP17s for the same patient ID Re-attending between 3 & 9 months - Children	155	339	45.7%	45.5%	49.4%	59.7%
% of FP17s for the same patient ID Re-attending between 3 & 9 months - Adults	176	513	34.3%	37.1%	39.2%	51.7%
% of FP17s for Band 1 Urgent Courses	35	806	4.3%	11.3%	11.0%	9.2%
% of FP17s Relating to Free Repair or Replacements	19	806	2.4%	0.5%	0.5%	0.7%
% of FP17s Relating to Continuations	3	806	0.4%	0.7%	0.7%	0.8%
% of Patients satisfied with the dentistry they have received	0	0	N/A	91.5%	90.9%	93.5%
% of Patients satisfied with the time they had to wait for an appointment	0	0	N/A	80.9%	83.7%	87.4%

* This is based on patients treated on this contract for their most recent course of treatment. Figures in italics indicate the base number of FP17s or Patient Questionnaire responses are less than 100. N/A is shown where the base number of responses is less than 10 during the period. % is calculated as Quantity/Base number*100

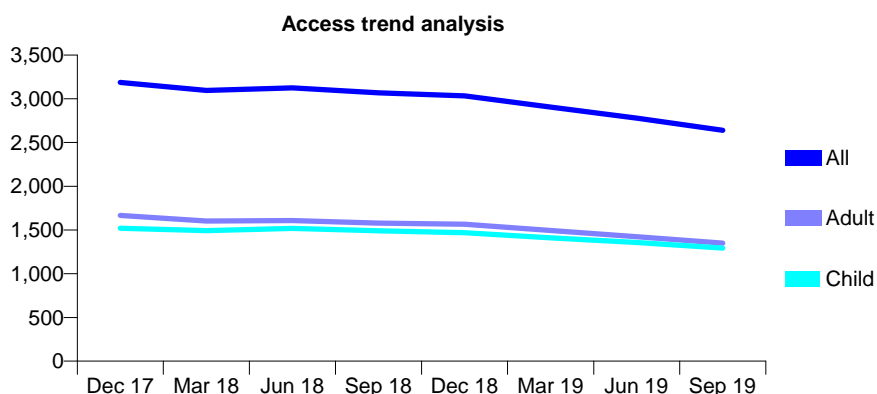
Q61 - Vital Signs At a Glance Contract Report for 195065/0001 - September 2019

Name or company name	Island Health Dental Practice
Contract type name	GDS Contract
Purpose of contract	General
Contract start date	15/10/2010
Contract end date	

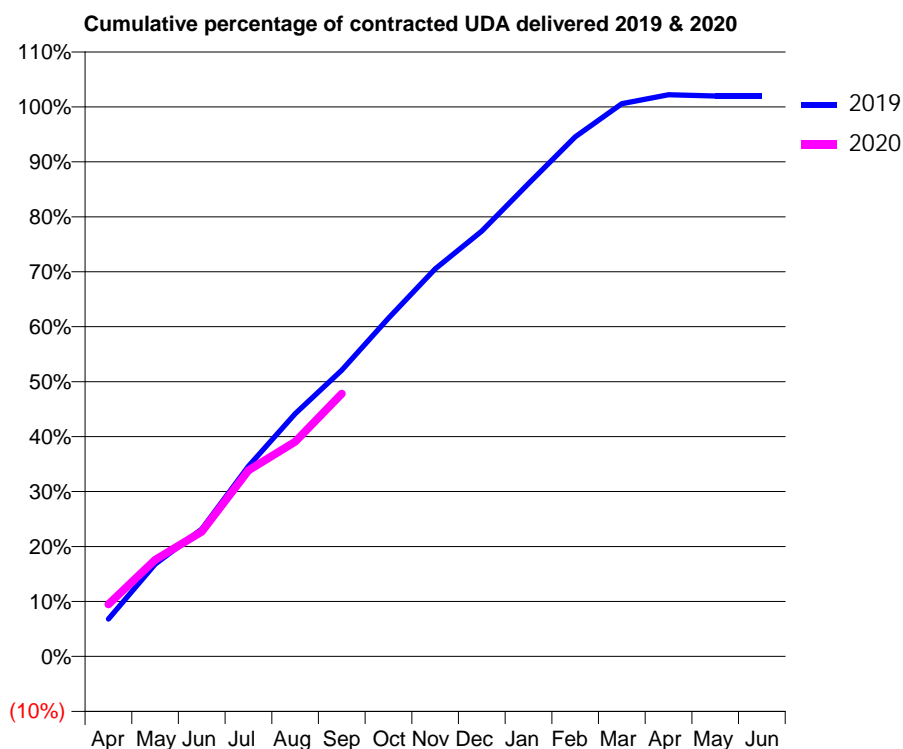
19/20 Contracted general activity (UDA)	9,120
Carry forward general activity (UDA)	-179
19/20 Contracted orthodontic activity (UOA)	0
Carry forward orthodontic activity (UOA)	0
Baseline contract value	£293,006.57

ACCESS*

Patients seen in 24 months	Total	Change since previous quarter
Quarter ending September 2018	3,068	
Quarter ending December 2018	3,033	↓
Quarter ending March 2019	2,904	↓
Quarter ending June 2019	2,779	↓
Quarter ending September 2019	2,641	↓
Variance since September 2018	(13.9%)	↓



ACTIVITY



Month	2019	2020
April	621	864
May	1,531	1,604
June	2,112	2,071
July	3,157	3,088
August	4,030	3,563
September	4,751	4,360
October	5,614	
November	6,431	
December	7,058	
January	7,846	
February	8,622	
March	9,172	
April	9,321	
May	9,299	
June	9,299	

QUALITY

	Quantity	Base Number	Contract	AT	Region	England
% of FP17s for the same patient ID Re-attending within 3 months - Children	69	872	7.9%	11.1%	12.0%	11.5%
% of FP17s for the same patient ID Re-attending within 3 months - Adults	191	928	20.6%	16.6%	17.2%	15.4%
% of FP17s for the same patient ID Re-attending between 3 & 9 months - Children	476	872	54.6%	45.5%	49.4%	59.7%
% of FP17s for the same patient ID Re-attending between 3 & 9 months - Adults	430	928	46.3%	37.1%	39.2%	51.7%
% of FP17s for Band 1 Urgent Courses	247	1,765	14.0%	11.3%	11.0%	9.2%
% of FP17s Relating to Free Repair or Replacements	3	1,765	0.2%	0.5%	0.5%	0.7%
% of FP17s Relating to Continuations	0	1,765	0.0%	0.7%	0.7%	0.8%
% of Patients satisfied with the dentistry they have received	0	0	N/A	91.5%	90.9%	93.5%
% of Patients satisfied with the time they had to wait for an appointment	0	0	N/A	80.9%	83.7%	87.4%

* This is based on patients treated on this contract for their most recent course of treatment.

Figures in italics indicate the base number of FP17s or Patient Questionnaire responses are less than 100. N/A is shown where the base number of responses is less than 10 during the period. % is calculated as Quantity/Base number*100

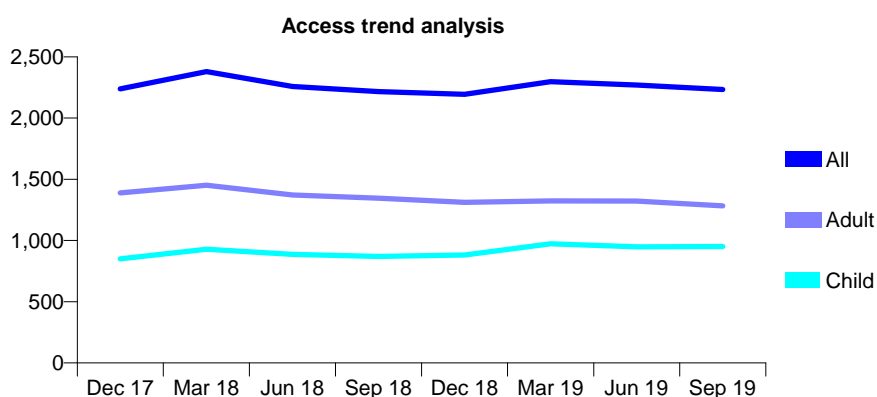
Q61 - Vital Signs At a Glance Contract Report for 196711/0001 - September 2019

Name or company name	Miss Chaudry & Dr M Siddique
Contract type name	GDS Contract
Purpose of contract	General
Contract start date	01/02/2012
Contract end date	

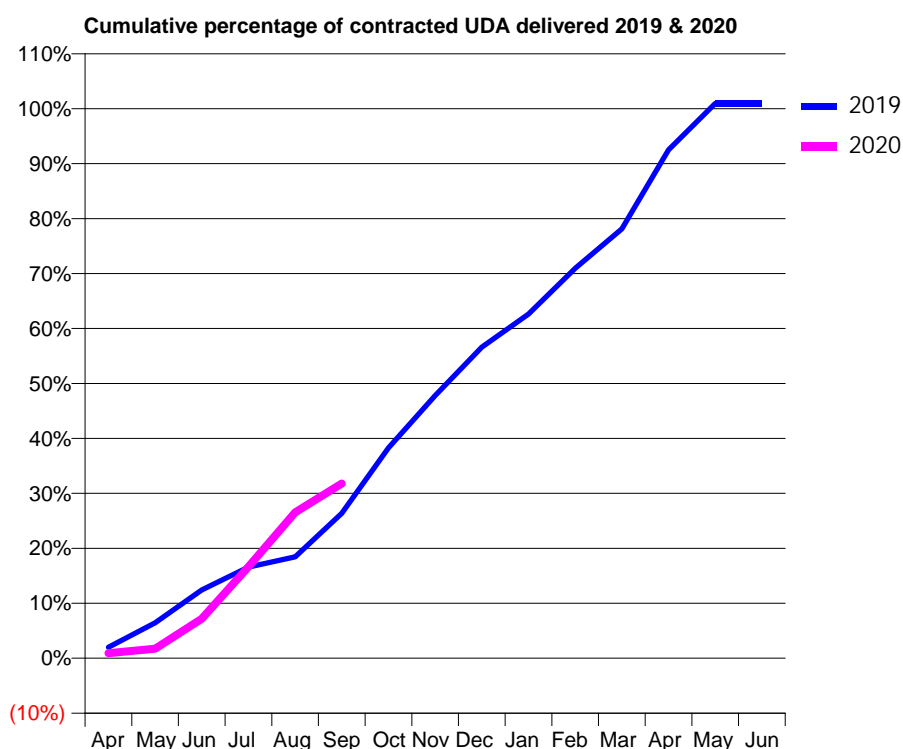
19/20 Contracted general activity (UDA)	6,879
Carry forward general activity (UDA)	-65
19/20 Contracted orthodontic activity (UOA)	0
Carry forward orthodontic activity (UOA)	0
Baseline contract value	£180,064.65

ACCESS*

Patients seen in 24 months	Total	Change since previous quarter
Quarter ending September 2018	2,216	
Quarter ending December 2018	2,194	→
Quarter ending March 2019	2,297	↑
Quarter ending June 2019	2,270	↓
Quarter ending September 2019	2,234	↓
Variance since September 2018	0.8%	→



ACTIVITY



Month	2019	2020
April	138	65
May	444	119
June	854	493
July	1,141	1,144
August	1,270	1,826
September	1,814	2,188
October	2,634	
November	3,289	
December	3,894	
January	4,307	
February	4,880	
March	5,374	
April	6,364	
May	6,944	
June	6,944	

QUALITY

	Quantity	Base Number	Contract	AT	Region	England
% of FP17s for the same patient ID Re-attending within 3 months - Children	62	716	8.7%	11.1%	12.0%	11.5%
% of FP17s for the same patient ID Re-attending within 3 months - Adults	96	728	13.2%	16.6%	17.2%	15.4%
% of FP17s for the same patient ID Re-attending between 3 & 9 months - Children	234	716	32.7%	45.5%	49.4%	59.7%
% of FP17s for the same patient ID Re-attending between 3 & 9 months - Adults	162	728	22.3%	37.1%	39.2%	51.7%
% of FP17s for Band 1 Urgent Courses	74	856	8.6%	11.3%	11.0%	9.2%
% of FP17s Relating to Free Repair or Replacements	3	856	0.4%	0.5%	0.5%	0.7%
% of FP17s Relating to Continuations	1	856	0.1%	0.7%	0.7%	0.8%
% of Patients satisfied with the dentistry they have received	1	1	N/A	91.5%	90.9%	93.5%
% of Patients satisfied with the time they had to wait for an appointment	1	1	N/A	80.9%	83.7%	87.4%

* This is based on patients treated on this contract for their most recent course of treatment. Figures in italics indicate the base number of FP17s or Patient Questionnaire responses are less than 100. N/A is shown where the base number of responses is less than 10 during the period. % is calculated as Quantity/Base number*100

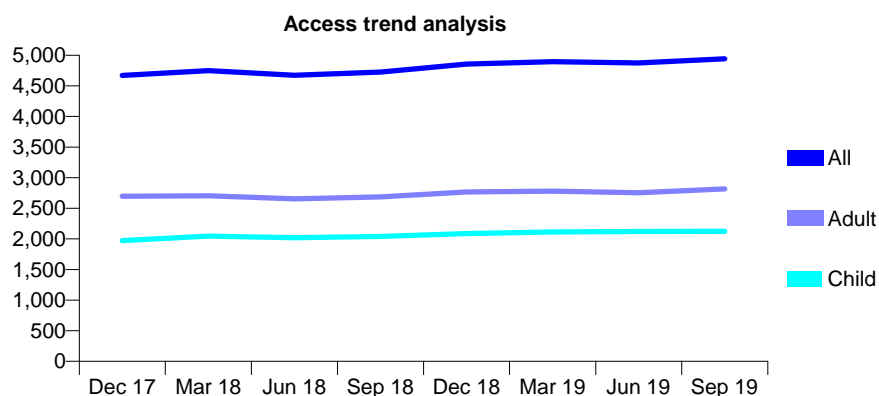
Q61 - Vital Signs At a Glance Contract Report for 196975/0001 - September 2019

Name or company name	Dental Art Studio
Contract type name	GDS Contract
Purpose of contract	General
Contract start date	01/10/2010
Contract end date	

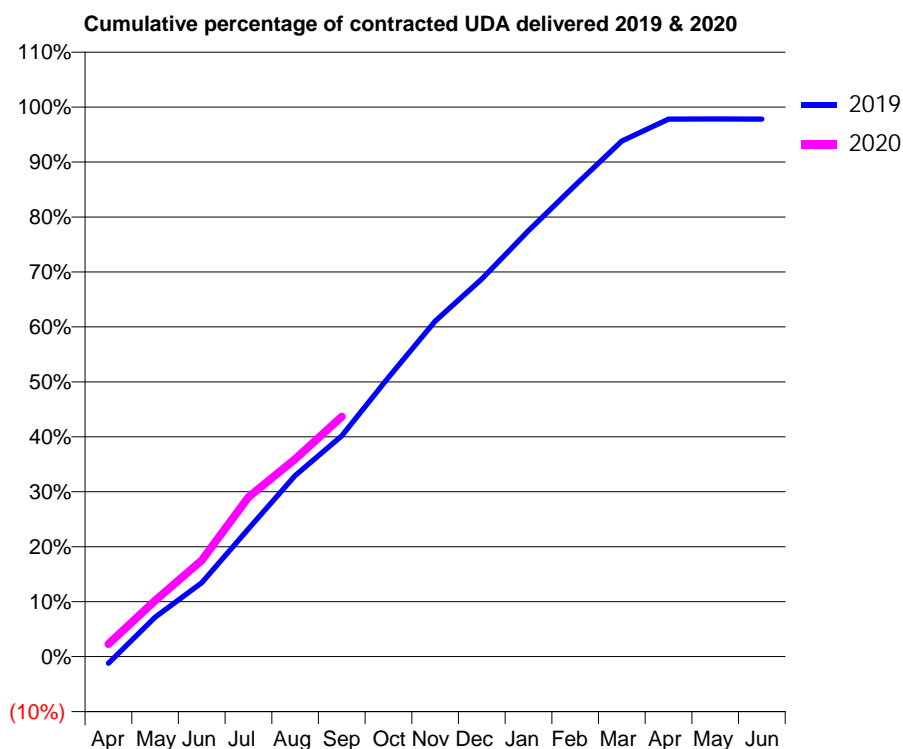
19/20 Contracted general activity (UDA)	11,429
Carry forward general activity (UDA)	249
19/20 Contracted orthodontic activity (UOA)	0
Carry forward orthodontic activity (UOA)	0
Baseline contract value	£324,416.14

ACCESS*

Patients seen in 24 months	Total	Change since previous quarter
Quarter ending September 2018	4,726	
Quarter ending December 2018	4,855	↑
Quarter ending March 2019	4,894	→
Quarter ending June 2019	4,874	→
Quarter ending September 2019	4,942	→
Variance since September 2018	4.6%	↑



ACTIVITY



Month	Adjusted Scheduled Activity (UDA)	
	2019	2020
April	-140	261
May	823	1,167
June	1,534	2,000
July	2,659	3,314
August	3,768	4,109
September	4,591	4,992
October	5,805	
November	6,977	
December	7,853	
January	8,856	
February	9,802	
March	10,724	
April	11,178	
May	11,181	
June	11,180	

QUALITY

	Quantity	Base Number	Contract	AT	Region	England
% of FP17s for the same patient ID Re-attending within 3 months - Children	127	1,430	8.9%	11.1%	12.0%	11.5%
% of FP17s for the same patient ID Re-attending within 3 months - Adults	189	1,431	13.2%	16.6%	17.2%	15.4%
% of FP17s for the same patient ID Re-attending between 3 & 9 months - Children	749	1,430	52.4%	45.5%	49.4%	59.7%
% of FP17s for the same patient ID Re-attending between 3 & 9 months - Adults	540	1,431	37.7%	37.1%	39.2%	51.7%
% of FP17s for Band 1 Urgent Courses	198	2,664	7.4%	11.3%	11.0%	9.2%
% of FP17s Relating to Free Repair or Replacements	3	2,664	0.1%	0.5%	0.5%	0.7%
% of FP17s Relating to Continuations	5	2,664	0.2%	0.7%	0.7%	0.8%
% of Patients satisfied with the dentistry they have received	2	2	N/A	91.5%	90.9%	93.5%
% of Patients satisfied with the time they had to wait for an appointment	1	2	N/A	80.9%	83.7%	87.4%

* This is based on patients treated on this contract for their most recent course of treatment. Figures in italics indicate the base number of FP17s or Patient Questionnaire responses are less than 100. N/A is shown where the base number of responses is less than 10 during the period. % is calculated as Quantity/Base number*100

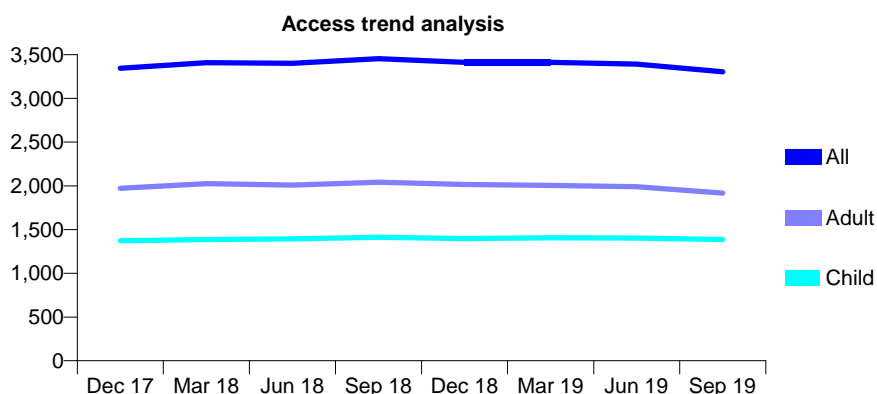
Q61 - Vital Signs At a Glance Contract Report for 197866/0001 - September 2019

Name or company name	Morris House Dental Surgery
Contract type name	GDS Contract
Purpose of contract	General
Contract start date	06/06/2014
Contract end date	

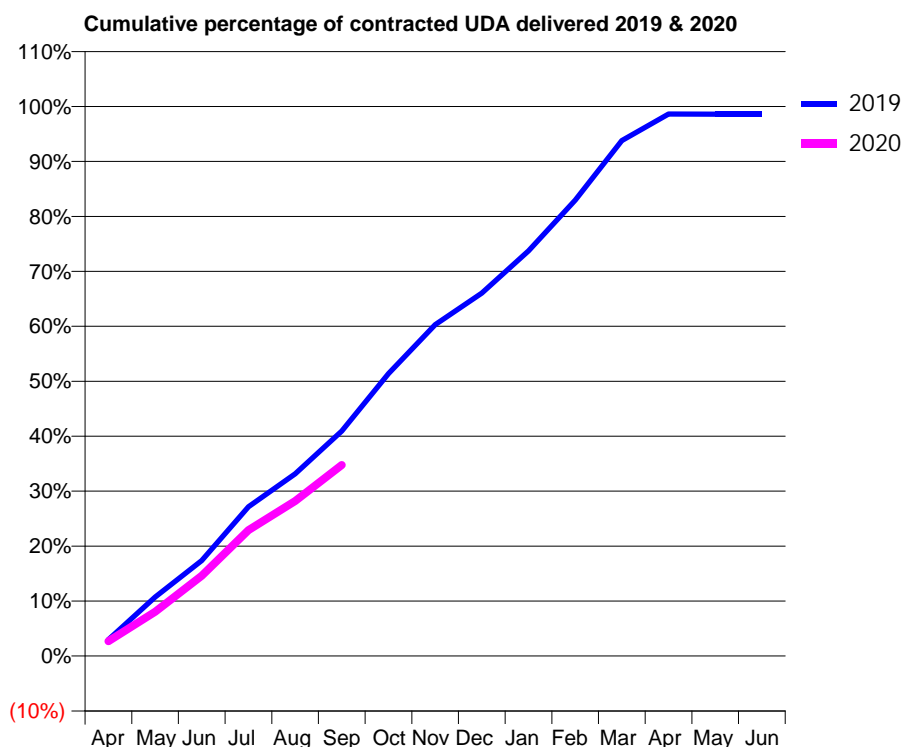
19/20 Contracted general activity (UDA)	10,306
Carry forward general activity (UDA)	145
19/20 Contracted orthodontic activity (UOA)	0
Carry forward orthodontic activity (UOA)	0
Baseline contract value	£334,738.24

ACCESS*

Patients seen in 24 months	Total	Change since previous quarter
Quarter ending September 2018	3,454	
Quarter ending December 2018	3,413	↓
Quarter ending March 2019	3,412	→
Quarter ending June 2019	3,392	→
Quarter ending September 2019	3,304	↓
Variance since September 2018	(4.3%)	↓



ACTIVITY



Month	Adjusted Scheduled Activity (UDA)	
	2019	2020
April	308	279
May	1,107	831
June	1,792	1,506
July	2,800	2,360
August	3,418	2,909
September	4,219	3,582
October	5,296	
November	6,213	
December	6,807	
January	7,600	
February	8,550	
March	9,665	
April	10,163	
May	10,160	
June	10,161	

QUALITY

	Quantity	Base Number	Contract	AT	Region	England
% of FP17s for the same patient ID Re-attending within 3 months - Children	37	609	6.1%	11.1%	12.0%	11.5%
% of FP17s for the same patient ID Re-attending within 3 months - Adults	93	781	11.9%	16.6%	17.2%	15.4%
% of FP17s for the same patient ID Re-attending between 3 & 9 months - Children	223	609	36.6%	45.5%	49.4%	59.7%
% of FP17s for the same patient ID Re-attending between 3 & 9 months - Adults	280	781	35.9%	37.1%	39.2%	51.7%
% of FP17s for Band 1 Urgent Courses	96	1,245	7.7%	11.3%	11.0%	9.2%
% of FP17s Relating to Free Repair or Replacements	2	1,245	0.2%	0.5%	0.5%	0.7%
% of FP17s Relating to Continuations	0	1,245	0.0%	0.7%	0.7%	0.8%
% of Patients satisfied with the dentistry they have received	1	1	N/A	91.5%	90.9%	93.5%
% of Patients satisfied with the time they had to wait for an appointment	1	1	N/A	80.9%	83.7%	87.4%

* This is based on patients treated on this contract for their most recent course of treatment. Figures in italics indicate the base number of FP17s or Patient Questionnaire responses are less than 100. N/A is shown where the base number of responses is less than 10 during the period. % is calculated as Quantity/Base number*100

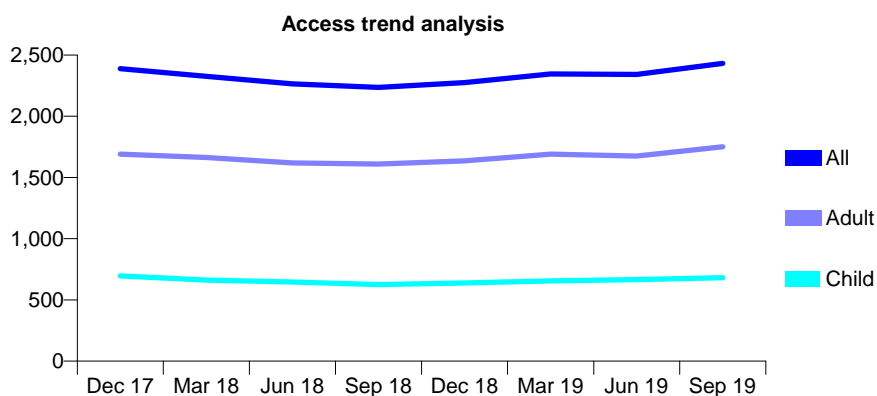
Q61 - Vital Signs At a Glance Contract Report for 198323/0001 - September 2019

Name or company name	Fowell and Lodhia and Dhuggal
Contract type name	GDS Contract
Purpose of contract	General
Contract start date	01/12/2015
Contract end date	

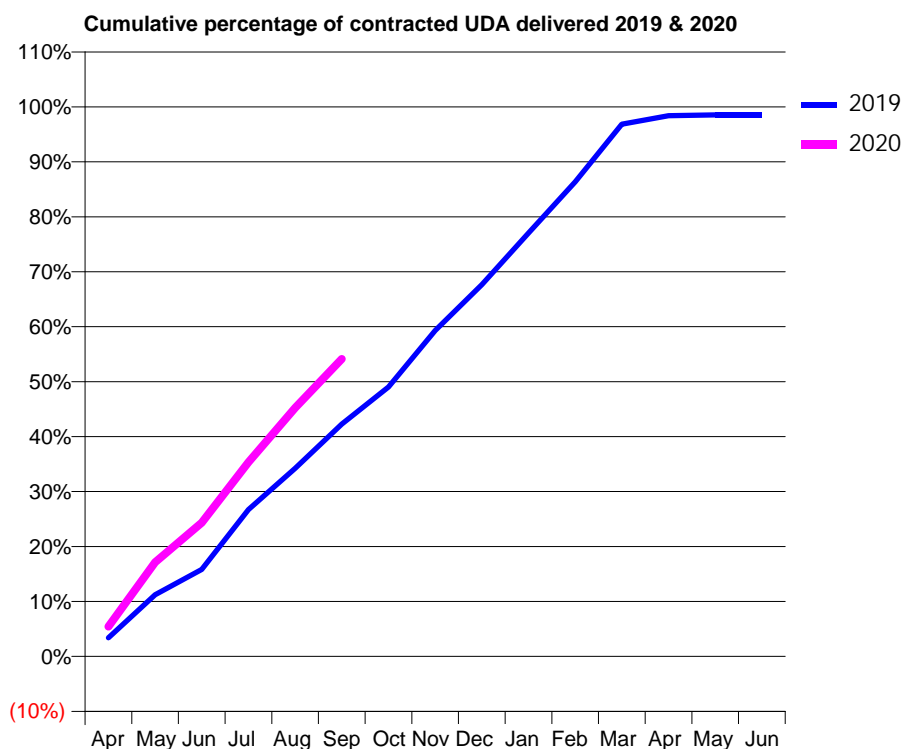
19/20 Contracted general activity (UDA)	6,262
Carry forward general activity (UDA)	91
19/20 Contracted orthodontic activity (UOA)	0
Carry forward orthodontic activity (UOA)	0
Baseline contract value	£217,925.29

ACCESS*

Patients seen in 24 months	Total	Change since previous quarter
Quarter ending September 2018	2,236	
Quarter ending December 2018	2,275	→
Quarter ending March 2019	2,346	↑
Quarter ending June 2019	2,341	→
Quarter ending September 2019	2,432	↑
Variance since September 2018	8.8%	↑



ACTIVITY



Adjusted Scheduled Activity (UDA)		
Month	2019	2020
April	213	340
May	703	1,073
June	992	1,524
July	1,674	2,214
August	2,144	2,834
September	2,646	3,389
October	3,070	
November	3,714	
December	4,236	
January	4,824	
February	5,408	
March	6,064	
April	6,162	
May	6,171	
June	6,171	

QUALITY

	Quantity	Base Number	Contract	AT	Region	England
% of FP17s for the same patient ID Re-attending within 3 months - Children	31	512	6.1%	11.1%	12.0%	11.5%
% of FP17s for the same patient ID Re-attending within 3 months - Adults	146	1,118	13.1%	16.6%	17.2%	15.4%
% of FP17s for the same patient ID Re-attending between 3 & 9 months - Children	315	512	61.5%	45.5%	49.4%	59.7%
% of FP17s for the same patient ID Re-attending between 3 & 9 months - Adults	498	1,118	44.5%	37.1%	39.2%	51.7%
% of FP17s for Band 1 Urgent Courses	124	1,543	8.0%	11.3%	11.0%	9.2%
% of FP17s Relating to Free Repair or Replacements	7	1,543	0.5%	0.5%	0.5%	0.7%
% of FP17s Relating to Continuations	12	1,543	0.8%	0.7%	0.7%	0.8%
% of Patients satisfied with the dentistry they have received	1	1	N/A	91.5%	90.9%	93.5%
% of Patients satisfied with the time they had to wait for an appointment	1	1	N/A	80.9%	83.7%	87.4%

* This is based on patients treated on this contract for their most recent course of treatment. Figures in italics indicate the base number of FP17s or Patient Questionnaire responses are less than 100. N/A is shown where the base number of responses is less than 10 during the period. % is calculated as Quantity/Base number*100

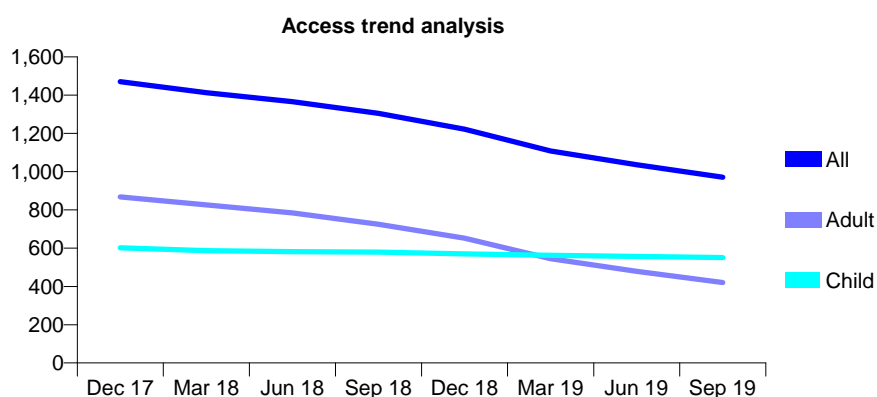
Q61 - Vital Signs At a Glance Contract Report for 198455/0001 - September 2019

Name or company name	Cambridge Park Dental Practice
Contract type name	GDS Contract
Purpose of contract	General
Contract start date	01/06/2008
Contract end date	

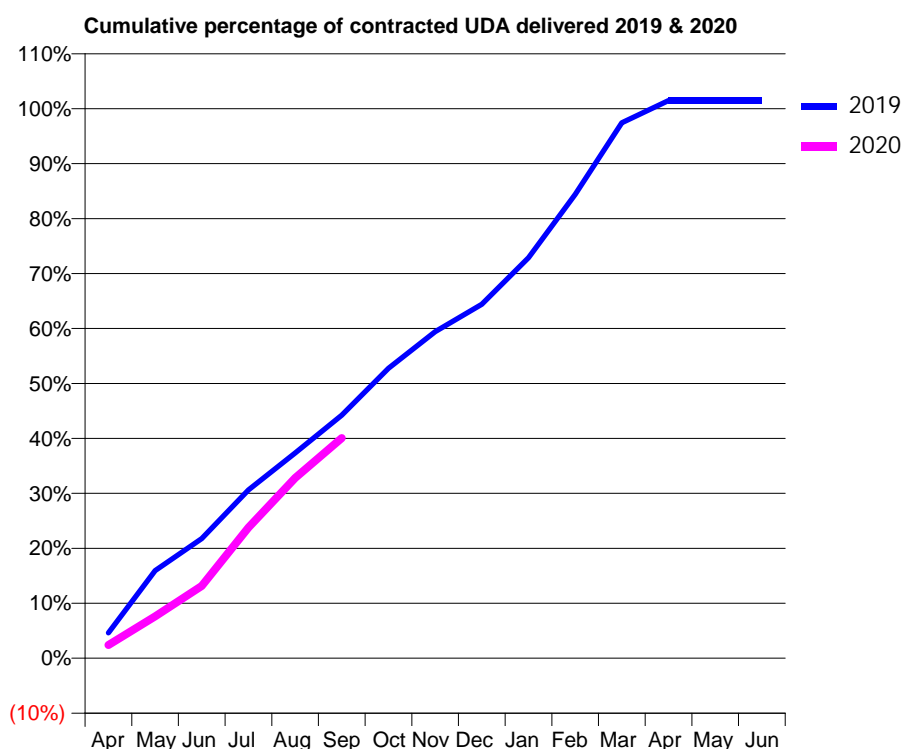
19/20 Contracted general activity (UDA)	4,037
Carry forward general activity (UDA)	-59
19/20 Contracted orthodontic activity (UOA)	0
Carry forward orthodontic activity (UOA)	0
Baseline contract value	£113,245.82

ACCESS*

Patients seen in 24 months	Total	Change since previous quarter
Quarter ending September 2018	1,305	
Quarter ending December 2018	1,222	↓
Quarter ending March 2019	1,108	↓
Quarter ending June 2019	1,036	↓
Quarter ending September 2019	971	↓
Variance since September 2018	(25.6%)	↓



ACTIVITY



Month	2019	2020
April	186	97
May	644	307
June	879	531
July	1,236	960
August	1,508	1,325
September	1,786	1,617
October	2,131	
November	2,398	
December	2,599	
January	2,943	
February	3,408	
March	3,933	
April	4,097	
May	4,097	
June	4,097	

QUALITY

	Quantity	Base Number	Contract	AT	Region	England
% of FP17s for the same patient ID Re-attending within 3 months - Children	45	424	10.6%	11.1%	12.0%	11.5%
% of FP17s for the same patient ID Re-attending within 3 months - Adults	27	101	26.7%	16.6%	17.2%	15.4%
% of FP17s for the same patient ID Re-attending between 3 & 9 months - Children	227	424	53.5%	45.5%	49.4%	59.7%
% of FP17s for the same patient ID Re-attending between 3 & 9 months - Adults	40	101	39.6%	37.1%	39.2%	51.7%
% of FP17s for Band 1 Urgent Courses	24	482	5.0%	11.3%	11.0%	9.2%
% of FP17s Relating to Free Repair or Replacements	0	482	0.0%	0.5%	0.5%	0.7%
% of FP17s Relating to Continuations	0	482	0.0%	0.7%	0.7%	0.8%
% of Patients satisfied with the dentistry they have received	0	0	N/A	91.5%	90.9%	93.5%
% of Patients satisfied with the time they had to wait for an appointment	0	0	N/A	80.9%	83.7%	87.4%

* This is based on patients treated on this contract for their most recent course of treatment.

Figures in italics indicate the base number of FP17s or Patient Questionnaire responses are less than 100. N/A is shown where the base number of responses is less than 10 during the period. % is calculated as Quantity/Base number*100

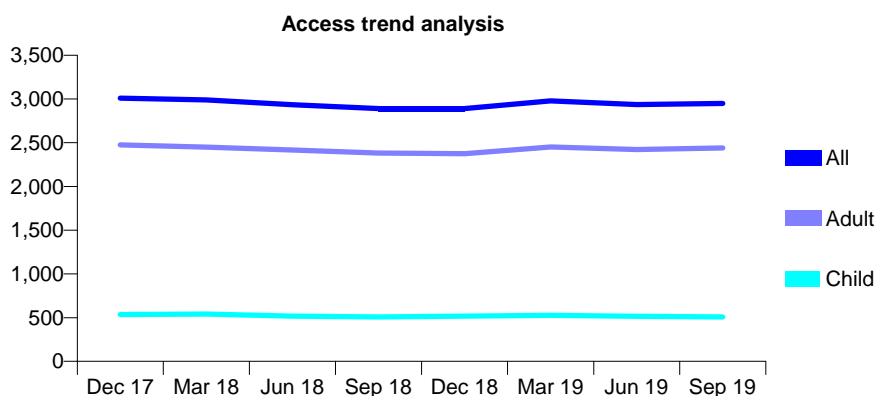
Q61 - Vital Signs At a Glance Contract Report for 198579/0001 - September 2019

Name or company name	MP Wong & Associates
Contract type name	GDS Contract
Purpose of contract	General
Contract start date	18/08/2014
Contract end date	

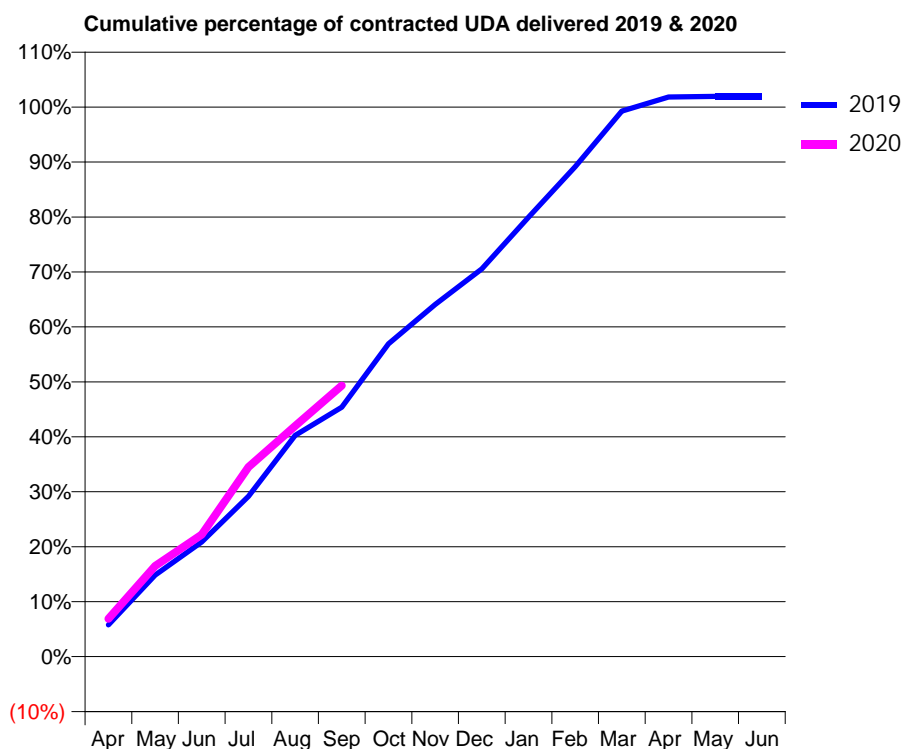
19/20 Contracted general activity (UDA)	8,716
Carry forward general activity (UDA)	-168
19/20 Contracted orthodontic activity (UOA)	0
Carry forward orthodontic activity (UOA)	0
Baseline contract value	£247,030.37

ACCESS*

Patients seen in 24 months	Total	Change since previous quarter
Quarter ending September 2018	2,890	
Quarter ending December 2018	2,891	→
Quarter ending March 2019	2,979	↑
Quarter ending June 2019	2,936	↓
Quarter ending September 2019	2,948	→
Variance since September 2018	2.0%	↑



ACTIVITY



Month	Adjusted Scheduled Activity (UDA)	
	2019	2020
April	505	601
May	1,294	1,438
June	1,819	1,936
July	2,543	3,006
August	3,509	3,660
September	3,956	4,300
October	4,960	
November	5,586	
December	6,150	
January	6,968	
February	7,772	
March	8,652	
April	8,875	
May	8,884	
June	8,884	

QUALITY

	Quantity	Base Number	Contract	AT	Region	England
% of FP17s for the same patient ID Re-attending within 3 months - Children	16	332	4.8%	11.1%	12.0%	11.5%
% of FP17s for the same patient ID Re-attending within 3 months - Adults	92	1,287	7.1%	16.6%	17.2%	15.4%
% of FP17s for the same patient ID Re-attending between 3 & 9 months - Children	150	332	45.2%	45.5%	49.4%	59.7%
% of FP17s for the same patient ID Re-attending between 3 & 9 months - Adults	504	1,287	39.2%	37.1%	39.2%	51.7%
% of FP17s for Band 1 Urgent Courses	80	1,522	5.3%	11.3%	11.0%	9.2%
% of FP17s Relating to Free Repair or Replacements	6	1,522	0.4%	0.5%	0.5%	0.7%
% of FP17s Relating to Continuations	5	1,522	0.3%	0.7%	0.7%	0.8%
% of Patients satisfied with the dentistry they have received	0	0	N/A	91.5%	90.9%	93.5%
% of Patients satisfied with the time they had to wait for an appointment	0	0	N/A	80.9%	83.7%	87.4%

* This is based on patients treated on this contract for their most recent course of treatment. Figures in italics indicate the base number of FP17s or Patient Questionnaire responses are less than 100. N/A is shown where the base number of responses is less than 10 during the period. % is calculated as Quantity/Base number*100

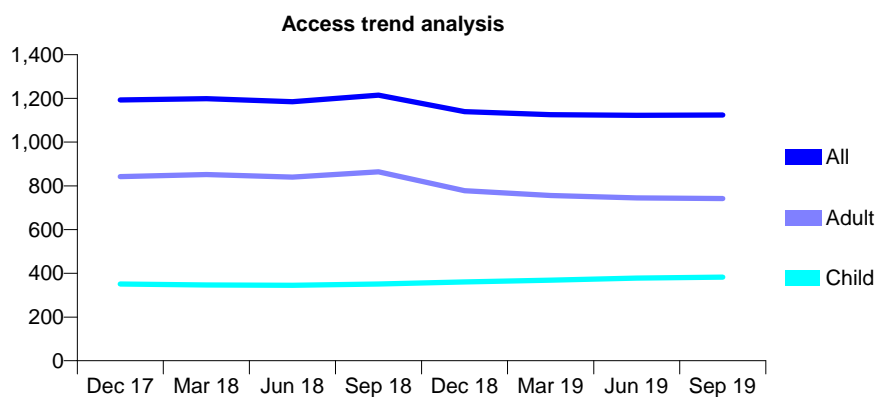
Q61 - Vital Signs At a Glance Contract Report for 198676/0001 - September 2019

Name or company name	Mrs Priya Shah and Mr Punit Shah
Contract type name	GDS Contract
Purpose of contract	General
Contract start date	01/05/2014
Contract end date	

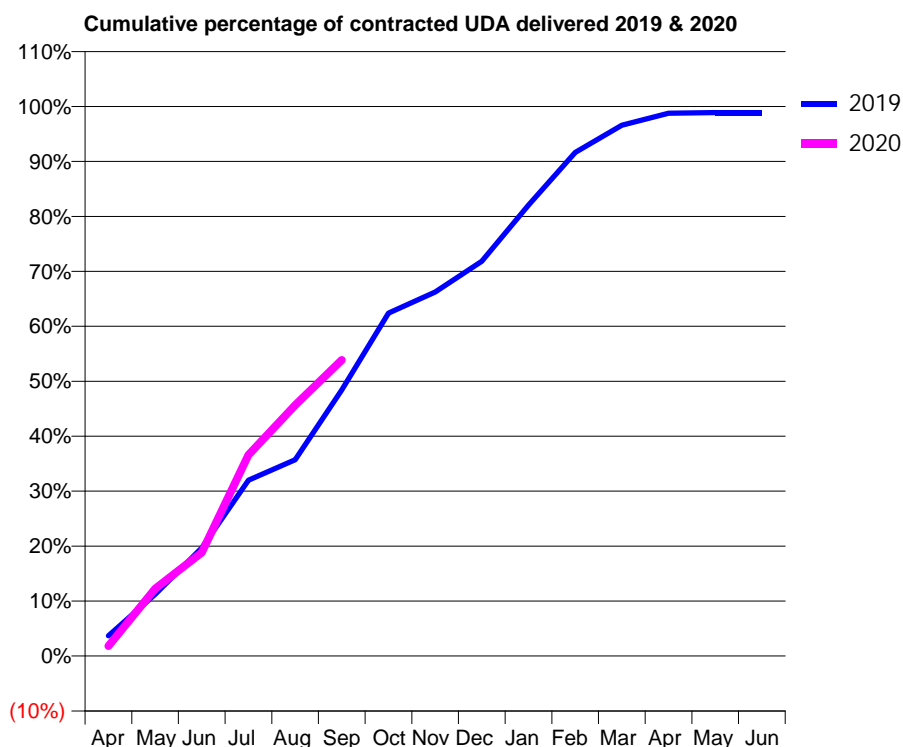
19/20 Contracted general activity (UDA)	1,785
Carry forward general activity (UDA)	20
19/20 Contracted orthodontic activity (UOA)	0
Carry forward orthodontic activity (UOA)	0
Baseline contract value	£50,151.74

ACCESS*

Patients seen in 24 months	Total	Change since previous quarter
Quarter ending September 2018	1,215	
Quarter ending December 2018	1,139	↓
Quarter ending March 2019	1,125	↓
Quarter ending June 2019	1,123	→
Quarter ending September 2019	1,124	→
Variance since September 2018	(7.5%)	↓



ACTIVITY



Month	Adjusted Scheduled Activity (UDA)	
	2019	2020
April	66	33
May	200	219
June	351	336
July	571	654
August	638	815
September	864	962
October	1,114	
November	1,182	
December	1,283	
January	1,465	
February	1,636	
March	1,724	
April	1,763	
May	1,765	
June	1,765	

QUALITY

	Quantity	Base Number	Contract	AT	Region	England
% of FP17s for the same patient ID Re-attending within 3 months - Children	10	206	4.9%	11.1%	12.0%	11.5%
% of FP17s for the same patient ID Re-attending within 3 months - Adults	32	298	10.7%	16.6%	17.2%	15.4%
% of FP17s for the same patient ID Re-attending between 3 & 9 months - Children	84	206	40.8%	45.5%	49.4%	59.7%
% of FP17s for the same patient ID Re-attending between 3 & 9 months - Adults	31	298	10.4%	37.1%	39.2%	51.7%
% of FP17s for Band 1 Urgent Courses	53	492	10.8%	11.3%	11.0%	9.2%
% of FP17s Relating to Free Repair or Replacements	1	492	0.2%	0.5%	0.5%	0.7%
% of FP17s Relating to Continuations	1	492	0.2%	0.7%	0.7%	0.8%
% of Patients satisfied with the dentistry they have received	0	0	N/A	91.5%	90.9%	93.5%
% of Patients satisfied with the time they had to wait for an appointment	0	0	N/A	80.9%	83.7%	87.4%

* This is based on patients treated on this contract for their most recent course of treatment. Figures in italics indicate the base number of FP17s or Patient Questionnaire responses are less than 100. N/A is shown where the base number of responses is less than 10 during the period. % is calculated as Quantity/Base number*100

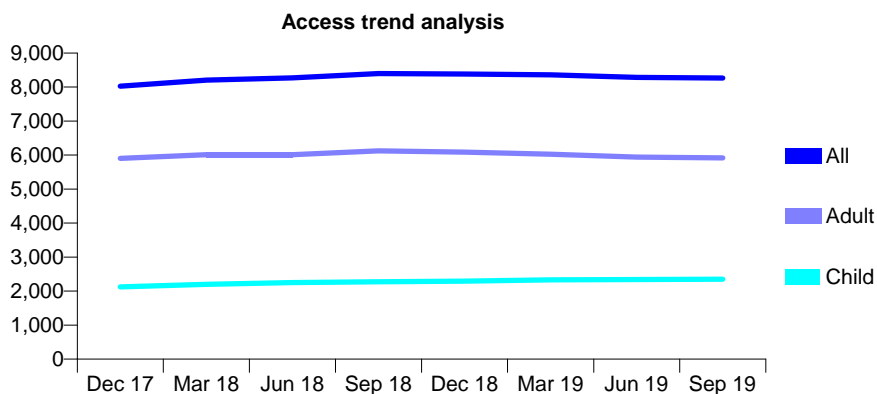
Q61 - Vital Signs At a Glance Contract Report for 198781/0001 - September 2019

Name or company name	Orchard Road (DS) Limited
Contract type name	GDS Contract
Purpose of contract	General
Contract start date	01/08/2011
Contract end date	

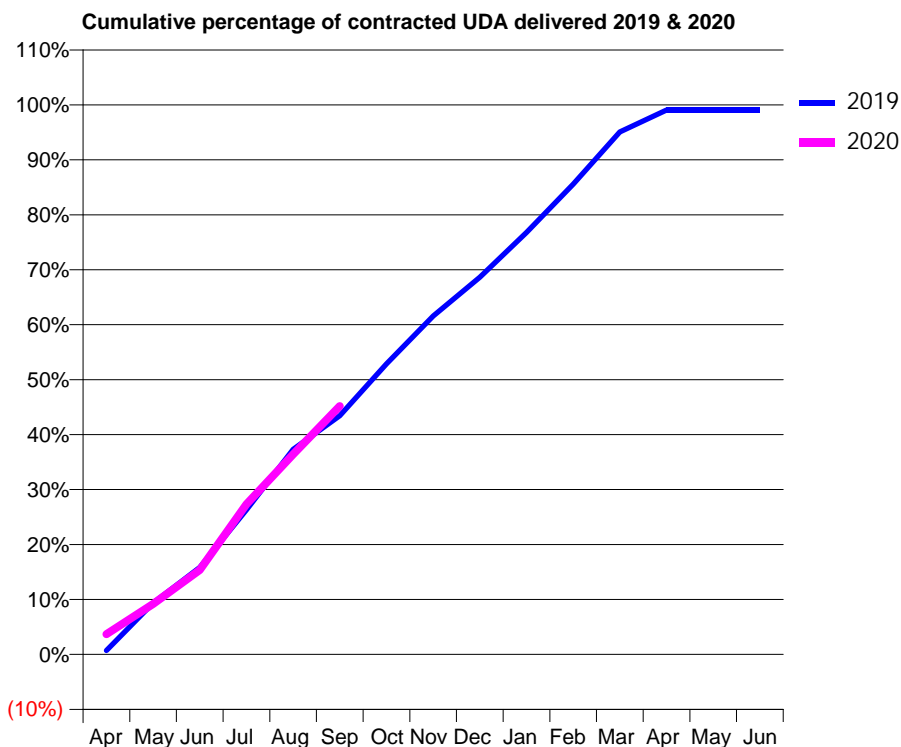
19/20 Contracted general activity (UDA)	23,607
Carry forward general activity (UDA)	219
19/20 Contracted orthodontic activity (UOA)	0
Carry forward orthodontic activity (UOA)	0
Baseline contract value	£702,800.35

ACCESS*

Patients seen in 24 months	Total	Change since previous quarter
Quarter ending September 2018	8,398	
Quarter ending December 2018	8,381	→
Quarter ending March 2019	8,357	→
Quarter ending June 2019	8,285	→
Quarter ending September 2019	8,265	→
Variance since September 2018	(1.6%)	↓



ACTIVITY



Month	2019	2020
April	168	872
May	2,210	2,167
June	3,735	3,630
July	6,214	6,456
August	8,812	8,598
September	10,252	10,668
October	12,477	
November	14,537	
December	16,204	
January	18,121	
February	20,203	
March	22,440	
April	23,387	
May	23,387	
June	23,387	

QUALITY

	Quantity	Base Number	Contract	AT	Region	England
% of FP17s for the same patient ID Re-attending within 3 months - Children	134	1,478	9.1%	11.1%	12.0%	11.5%
% of FP17s for the same patient ID Re-attending within 3 months - Adults	667	3,340	20.0%	16.6%	17.2%	15.4%
% of FP17s for the same patient ID Re-attending between 3 & 9 months - Children	624	1,478	42.2%	45.5%	49.4%	59.7%
% of FP17s for the same patient ID Re-attending between 3 & 9 months - Adults	1,126	3,340	33.7%	37.1%	39.2%	51.7%
% of FP17s for Band 1 Urgent Courses	515	4,509	11.4%	11.3%	11.0%	9.2%
% of FP17s Relating to Free Repair or Replacements	2	4,509	0.0%	0.5%	0.5%	0.7%
% of FP17s Relating to Continuations	156	4,509	3.5%	0.7%	0.7%	0.8%
% of Patients satisfied with the dentistry they have received	0	1	N/A	91.5%	90.9%	93.5%
% of Patients satisfied with the time they had to wait for an appointment	0	1	N/A	80.9%	83.7%	87.4%

* This is based on patients treated on this contract for their most recent course of treatment. Figures in italics indicate the base number of FP17s or Patient Questionnaire responses are less than 100. N/A is shown where the base number of responses is less than 10 during the period. % is calculated as Quantity/Base number*100

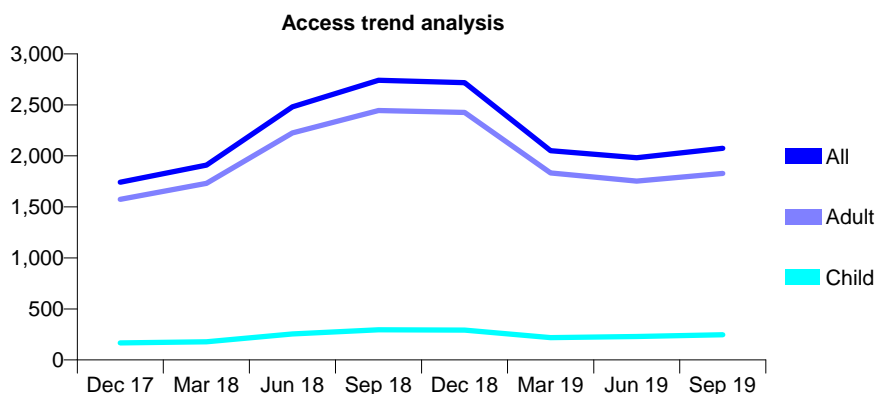
Q61 - Vital Signs At a Glance Contract Report for 199400/0001 - September 2019

Name or company name	Drs D & J Levenstein
Contract type name	GDS Contract
Purpose of contract	General
Contract start date	01/12/2011
Contract end date	

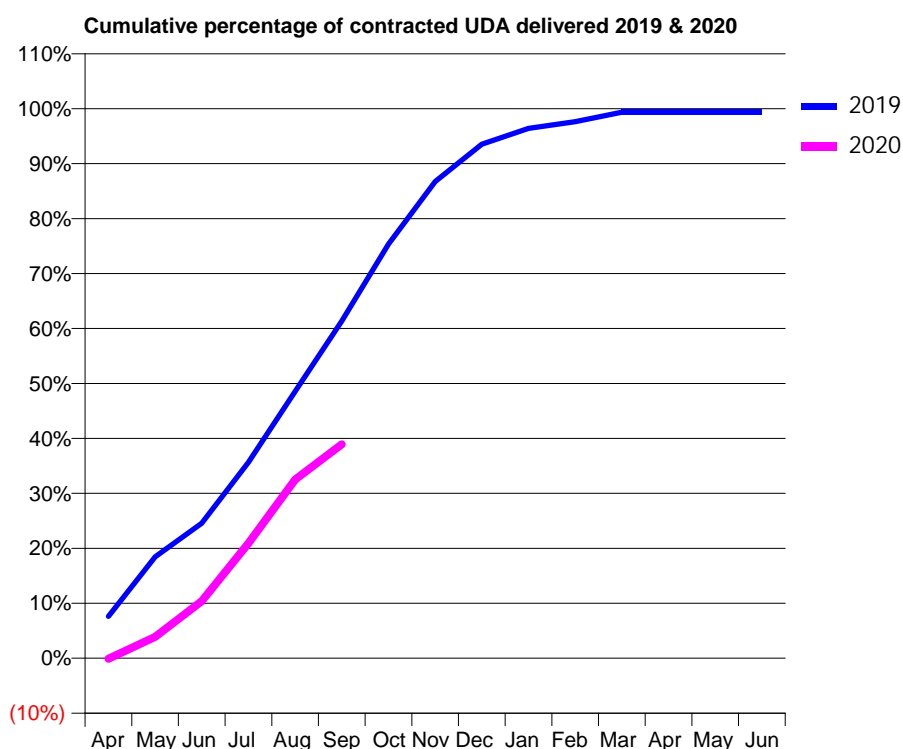
19/20 Contracted general activity (UDA)	6,501
Carry forward general activity (UDA)	42
19/20 Contracted orthodontic activity (UOA)	0
Carry forward orthodontic activity (UOA)	0
Baseline contract value	£213,515.46

ACCESS*

Patients seen in 24 months	Total	Change since previous quarter
Quarter ending September 2018	2,741	
Quarter ending December 2018	2,718	→
Quarter ending March 2019	2,052	↓
Quarter ending June 2019	1,982	↓
Quarter ending September 2019	2,075	↑
Variance since September 2018	(24.3%)	↓



ACTIVITY



Month	Adjusted Scheduled Activity (UDA)	
	2019	2020
April	497	-7
May	1,200	254
June	1,597	676
July	2,318	1,361
August	3,158	2,115
September	3,988	2,531
October	4,899	
November	5,639	
December	6,081	
January	6,267	
February	6,347	
March	6,459	
April	6,459	
May	6,459	
June	6,459	

QUALITY

	Quantity	Base Number	Contract	AT	Region	England
% of FP17s for the same patient ID Re-attending within 3 months - Children	6	123	4.9%	11.1%	12.0%	11.5%
% of FP17s for the same patient ID Re-attending within 3 months - Adults	59	761	7.8%	16.6%	17.2%	15.4%
% of FP17s for the same patient ID Re-attending between 3 & 9 months - Children	18	123	14.6%	45.5%	49.4%	59.7%
% of FP17s for the same patient ID Re-attending between 3 & 9 months - Adults	116	761	15.2%	37.1%	39.2%	51.7%
% of FP17s for Band 1 Urgent Courses	182	882	20.6%	11.3%	11.0%	9.2%
% of FP17s Relating to Free Repair or Replacements	14	882	1.6%	0.5%	0.5%	0.7%
% of FP17s Relating to Continuations	10	882	1.1%	0.7%	0.7%	0.8%
% of Patients satisfied with the dentistry they have received	0	0	N/A	91.5%	90.9%	93.5%
% of Patients satisfied with the time they had to wait for an appointment	0	0	N/A	80.9%	83.7%	87.4%

* This is based on patients treated on this contract for their most recent course of treatment.

Figures in italics indicate the base number of FP17s or Patient Questionnaire responses are less than 100. N/A is shown where the base number of responses is less than 10 during the period. % is calculated as Quantity/Base number*100

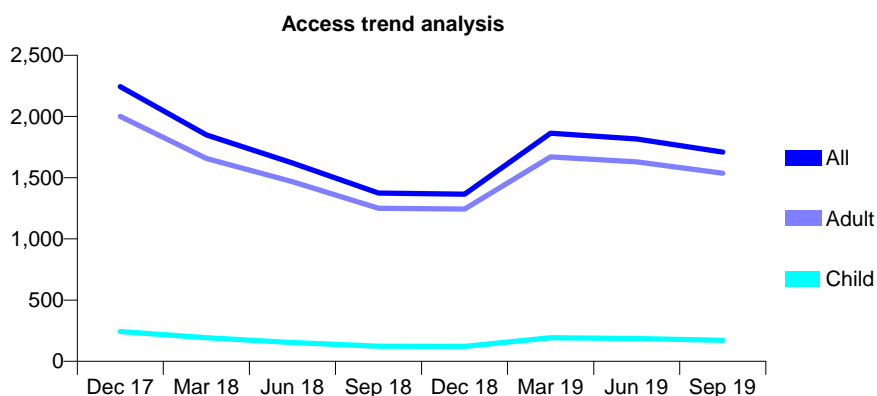
Q61 - Vital Signs At a Glance Contract Report for 199400/0002 - September 2019

Name or company name	Drs D & J Levenstein
Contract type name	PDS Contract
Purpose of contract	General
Contract start date	01/04/2012
Contract end date	31/03/2022

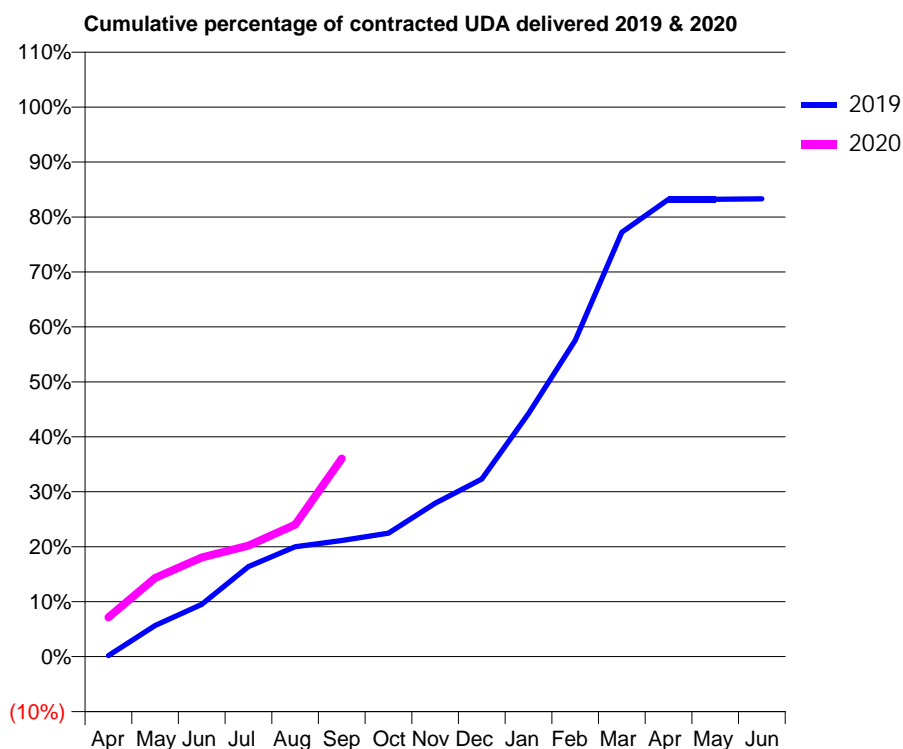
19/20 Contracted general activity (UDA)	5,249
Carry forward general activity (UDA)	0
19/20 Contracted orthodontic activity (UOA)	0
Carry forward orthodontic activity (UOA)	0
Baseline contract value	£224,337.19

ACCESS*

Patients seen in 24 months	Total	Change since previous quarter
Quarter ending September 2018	1,374	
Quarter ending December 2018	1,366	→
Quarter ending March 2019	1,863	↑
Quarter ending June 2019	1,816	↓
Quarter ending September 2019	1,709	↓
Variance since September 2018	24.4%	↑



ACTIVITY



Month	Adjusted Scheduled Activity (UDA)	
	2019	2020
April	9	375
May	298	750
June	499	947
July	861	1,060
August	1,050	1,260
September	1,109	1,893
October	1,180	
November	1,466	
December	1,697	
January	2,321	
February	3,020	
March	4,054	
April	4,369	
May	4,369	
June	4,372	

QUALITY

	Quantity	Base Number	Contract	AT	Region	England
% of FP17s for the same patient ID Re-attending within 3 months - Children	2	84	2.4%	11.1%	12.0%	11.5%
% of FP17s for the same patient ID Re-attending within 3 months - Adults	53	845	6.3%	16.6%	17.2%	15.4%
% of FP17s for the same patient ID Re-attending between 3 & 9 months - Children	10	84	11.9%	45.5%	49.4%	59.7%
% of FP17s for the same patient ID Re-attending between 3 & 9 months - Adults	79	845	9.3%	37.1%	39.2%	51.7%
% of FP17s for Band 1 Urgent Courses	309	808	38.2%	11.3%	11.0%	9.2%
% of FP17s Relating to Free Repair or Replacements	1	808	0.1%	0.5%	0.5%	0.7%
% of FP17s Relating to Continuations	3	808	0.4%	0.7%	0.7%	0.8%
% of Patients satisfied with the dentistry they have received	0	0	N/A	91.5%	90.9%	93.5%
% of Patients satisfied with the time they had to wait for an appointment	0	0	N/A	80.9%	83.7%	87.4%

* This is based on patients treated on this contract for their most recent course of treatment. Figures in italics indicate the base number of FP17s or Patient Questionnaire responses are less than 100. N/A is shown where the base number of responses is less than 10 during the period. % is calculated as Quantity/Base number*100

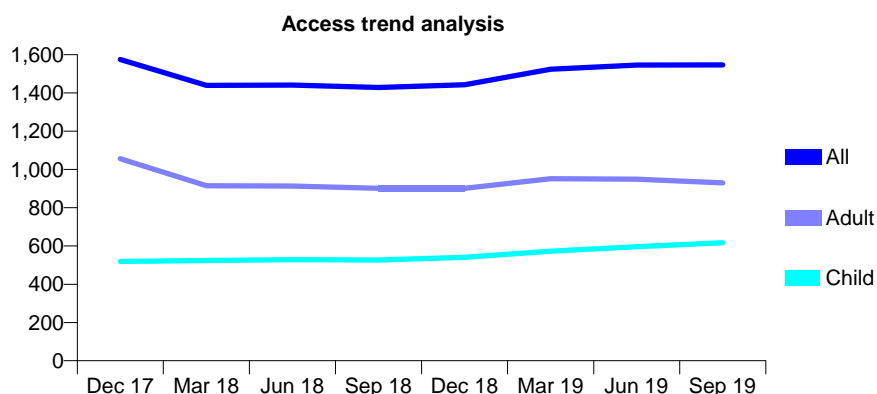
Q61 - Vital Signs At a Glance Contract Report for 199478/0001 - September 2019

Name or company name	Mr M Siddiqui & Ms S Sheikh
Contract type name	GDS Contract
Purpose of contract	General
Contract start date	01/02/2012
Contract end date	

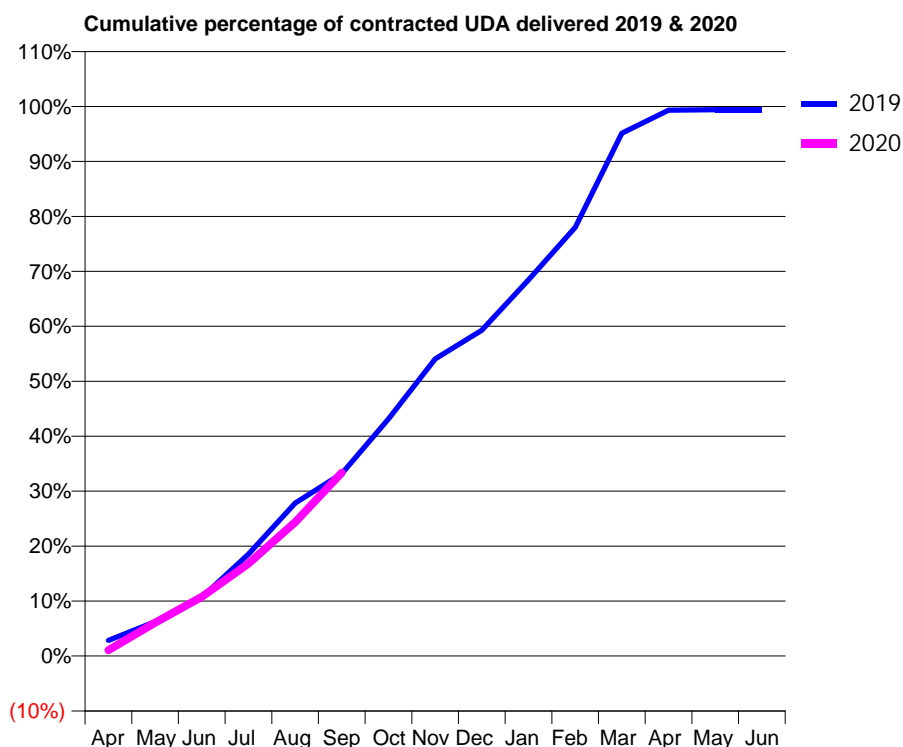
19/20 Contracted general activity (UDA)	5,441
Carry forward general activity (UDA)	32
19/20 Contracted orthodontic activity (UOA)	0
Carry forward orthodontic activity (UOA)	0
Baseline contract value	£184,116.23

ACCESS*

Patients seen in 24 months	Total	Change since previous quarter
Quarter ending September 2018	1,428	
Quarter ending December 2018	1,443	→
Quarter ending March 2019	1,524	↑
Quarter ending June 2019	1,545	→
Quarter ending September 2019	1,547	→
Variance since September 2018	8.3%	↑



ACTIVITY



Month	Adjusted Scheduled Activity (UDA)	
	2019	2020
April	155	59
May	340	330
June	581	585
July	1,009	916
August	1,514	1,324
September	1,806	1,815
October	2,347	
November	2,942	
December	3,225	
January	3,724	
February	4,245	
March	5,175	
April	5,403	
May	5,409	
June	5,409	

QUALITY

	Quantity	Base Number	Contract	AT	Region	England
% of FP17s for the same patient ID Re-attending within 3 months - Children	36	391	9.2%	11.1%	12.0%	11.5%
% of FP17s for the same patient ID Re-attending within 3 months - Adults	118	438	26.9%	16.6%	17.2%	15.4%
% of FP17s for the same patient ID Re-attending between 3 & 9 months - Children	139	391	35.5%	45.5%	49.4%	59.7%
% of FP17s for the same patient ID Re-attending between 3 & 9 months - Adults	115	438	26.3%	37.1%	39.2%	51.7%
% of FP17s for Band 1 Urgent Courses	143	451	31.7%	11.3%	11.0%	9.2%
% of FP17s Relating to Free Repair or Replacements	0	451	0.0%	0.5%	0.5%	0.7%
% of FP17s Relating to Continuations	0	451	0.0%	0.7%	0.7%	0.8%
% of Patients satisfied with the dentistry they have received	1	1	N/A	91.5%	90.9%	93.5%
% of Patients satisfied with the time they had to wait for an appointment	1	1	N/A	80.9%	83.7%	87.4%

* This is based on patients treated on this contract for their most recent course of treatment. Figures in italics indicate the base number of FP17s or Patient Questionnaire responses are less than 100. N/A is shown where the base number of responses is less than 10 during the period. % is calculated as Quantity/Base number*100

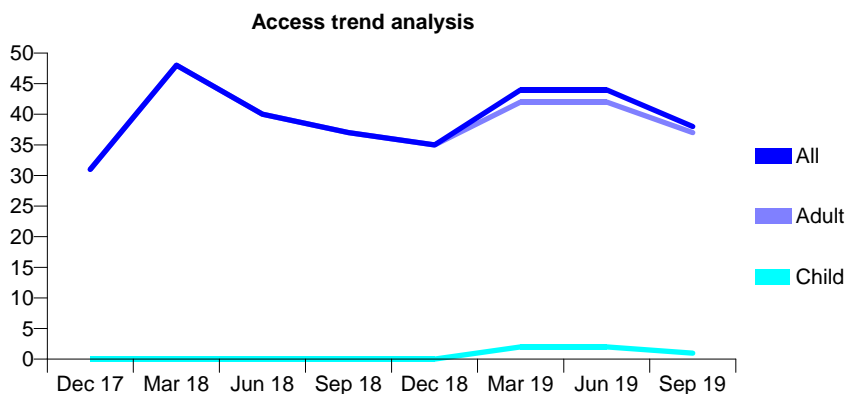
Q61 - Vital Signs At a Glance Contract Report for 199850/0002 - September 2019

Name or company name	The Brace Orthodontic Centre
Contract type name	PDS Contract
Purpose of contract	General
Contract start date	01/01/2010
Contract end date	31/03/2020

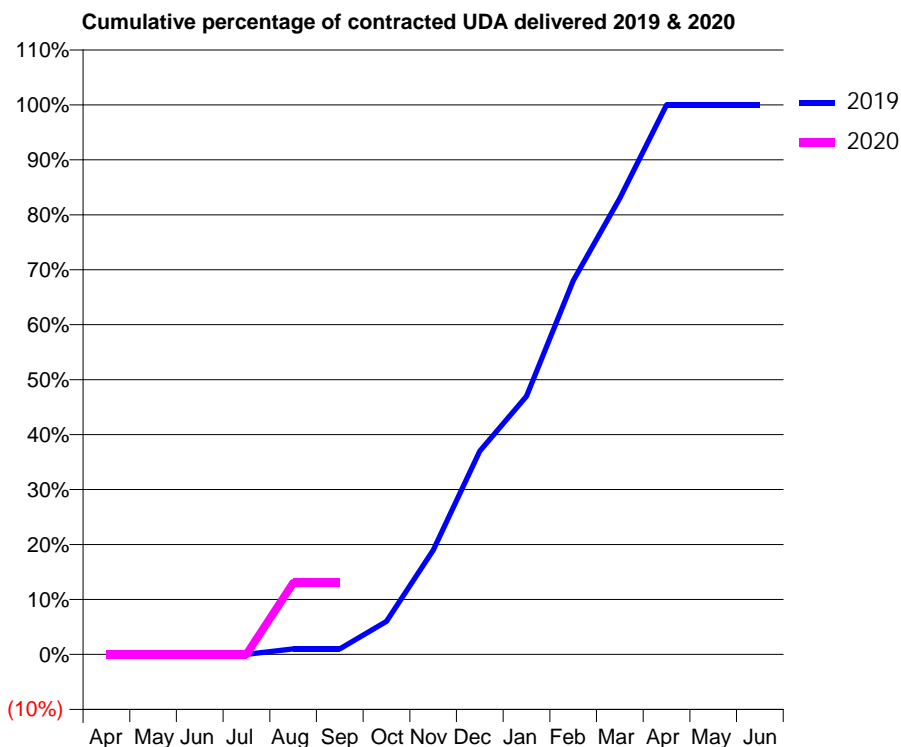
19/20 Contracted general activity (UDA)	300
Carry forward general activity (UDA)	0
19/20 Contracted orthodontic activity (UOA)	0
Carry forward orthodontic activity (UOA)	0
Baseline contract value	£55,010.37

ACCESS*

Patients seen in 24 months	Total	Change since previous quarter
Quarter ending September 2018	37	
Quarter ending December 2018	35	↓
Quarter ending March 2019	44	↑
Quarter ending June 2019	44	→
Quarter ending September 2019	38	↓
Variance since September 2018	2.7%	↑



ACTIVITY



Month	2019	2020
April	0	0
May	0	0
June	0	0
July	0	0
August	3	39
September	3	39
October	18	
November	57	
December	111	
January	141	
February	204	
March	249	
April	300	
May	300	
June	300	

QUALITY

	Quantity	Base Number	Contract	AT	Region	England
% of FP17s for the same patient ID Re-attending within 3 months - Children	0	1	0.0%	11.1%	12.0%	11.5%
% of FP17s for the same patient ID Re-attending within 3 months - Adults	0	29	0.0%	16.6%	17.2%	15.4%
% of FP17s for the same patient ID Re-attending between 3 & 9 months - Children	0	1	0.0%	45.5%	49.4%	59.7%
% of FP17s for the same patient ID Re-attending between 3 & 9 months - Adults	0	29	0.0%	37.1%	39.2%	51.7%
% of FP17s for Band 1 Urgent Courses	0	13	0.0%	11.3%	11.0%	9.2%
% of FP17s Relating to Free Repair or Replacements	0	13	0.0%	0.5%	0.5%	0.7%
% of FP17s Relating to Continuations	0	13	0.0%	0.7%	0.7%	0.8%
% of Patients satisfied with the dentistry they have received	0	0	N/A	91.5%	90.9%	93.5%
% of Patients satisfied with the time they had to wait for an appointment	0	0	N/A	80.9%	83.7%	87.4%

* This is based on patients treated on this contract for their most recent course of treatment. Figures in italics indicate the base number of FP17s or Patient Questionnaire responses are less than 100. N/A is shown where the base number of responses is less than 10 during the period. % is calculated as Quantity/Base number*100

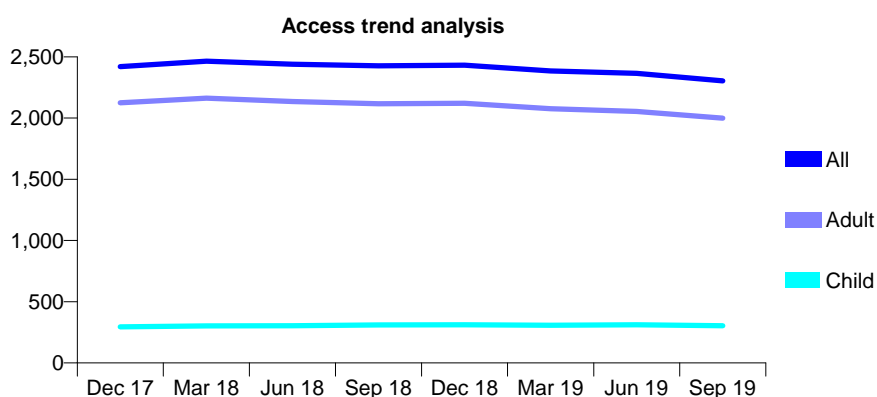
Q61 - Vital Signs At a Glance Contract Report for 207799/0002 - September 2019

Name or company name	MR RS LEVY
Contract type name	GDS Contract
Purpose of contract	General
Contract start date	01/07/2015
Contract end date	

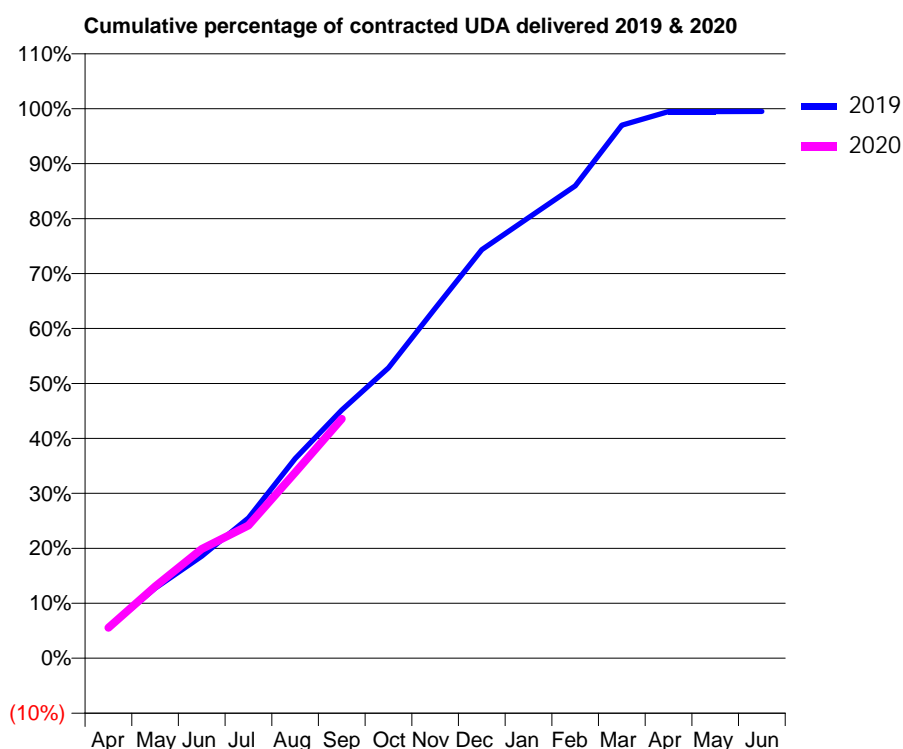
19/20 Contracted general activity (UDA)	8,500
Carry forward general activity (UDA)	0
19/20 Contracted orthodontic activity (UOA)	0
Carry forward orthodontic activity (UOA)	0
Baseline contract value	£259,231.95

ACCESS*

Patients seen in 24 months	Total	Change since previous quarter
Quarter ending September 2018	2,427	
Quarter ending December 2018	2,432	→
Quarter ending March 2019	2,385	↓
Quarter ending June 2019	2,366	→
Quarter ending September 2019	2,303	↓
Variance since September 2018	(5.1%)	↓



ACTIVITY



Month	Adjusted Scheduled Activity (UDA)	
	2019	2020
April	455	472
May	1,052	1,112
June	1,533	1,690
July	2,105	2,053
August	2,998	2,872
September	3,725	3,701
October	4,359	
November	5,255	
December	6,134	
January	6,613	
February	7,090	
March	8,001	
April	8,205	
May	8,205	
June	8,210	

QUALITY

	Quantity	Base Number	Contract	AT	Region	England
% of FP17s for the same patient ID Re-attending within 3 months - Children	16	188	8.5%	11.1%	12.0%	11.5%
% of FP17s for the same patient ID Re-attending within 3 months - Adults	172	1,165	14.8%	16.6%	17.2%	15.4%
% of FP17s for the same patient ID Re-attending between 3 & 9 months - Children	99	188	52.7%	45.5%	49.4%	59.7%
% of FP17s for the same patient ID Re-attending between 3 & 9 months - Adults	553	1,165	47.5%	37.1%	39.2%	51.7%
% of FP17s for Band 1 Urgent Courses	162	1,275	12.7%	11.3%	11.0%	9.2%
% of FP17s Relating to Free Repair or Replacements	5	1,275	0.4%	0.5%	0.5%	0.7%
% of FP17s Relating to Continuations	20	1,275	1.6%	0.7%	0.7%	0.8%
% of Patients satisfied with the dentistry they have received	1	1	N/A	91.5%	90.9%	93.5%
% of Patients satisfied with the time they had to wait for an appointment	1	1	N/A	80.9%	83.7%	87.4%

* This is based on patients treated on this contract for their most recent course of treatment.

Figures in italics indicate the base number of FP17s or Patient Questionnaire responses are less than 100. N/A is shown where the base number of responses is less than 10 during the period. % is calculated as Quantity/Base number*100

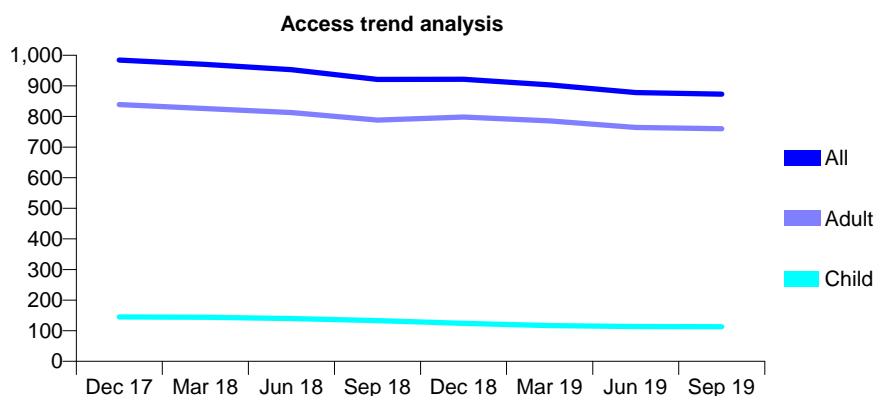
Q61 - Vital Signs At a Glance Contract Report for 208493/0001 - September 2019

Name or company name	MR PC WEE
Contract type name	GDS Contract
Purpose of contract	General
Contract start date	01/04/2006
Contract end date	

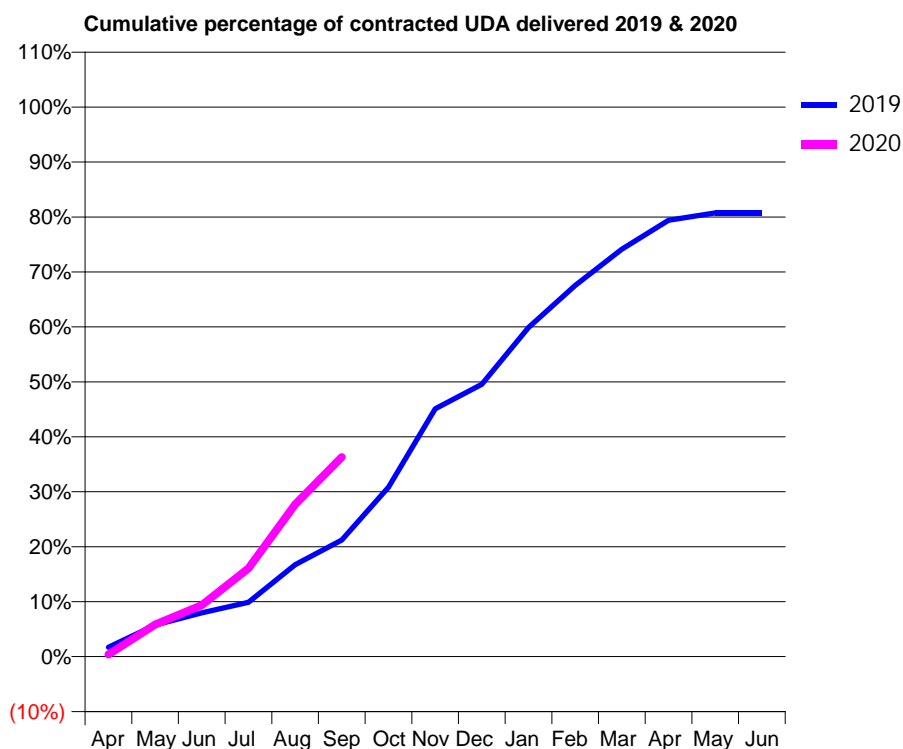
19/20 Contracted general activity (UDA)	3,505
Carry forward general activity (UDA)	0
19/20 Contracted orthodontic activity (UOA)	0
Carry forward orthodontic activity (UOA)	0
Baseline contract value	£108,939.78

ACCESS*

Patients seen in 24 months	Total	Change since previous quarter
Quarter ending September 2018	921	
Quarter ending December 2018	922	→
Quarter ending March 2019	903	↓
Quarter ending June 2019	878	↓
Quarter ending September 2019	873	→
Variance since September 2018	(5.2%)	↓



ACTIVITY



Month	Adjusted Scheduled Activity (UDA)	
	2019	2020
April	60	14
May	202	204
June	279	328
July	346	563
August	587	971
September	744	1,272
October	1,080	
November	1,581	
December	1,736	
January	2,100	
February	2,368	
March	2,598	
April	2,783	
May	2,830	
June	2,830	

QUALITY

	Quantity	Base Number	Contract	AT	Region	England
% of FP17s for the same patient ID Re-attending within 3 months - Children	6	71	8.5%	11.1%	12.0%	11.5%
% of FP17s for the same patient ID Re-attending within 3 months - Adults	54	413	13.1%	16.6%	17.2%	15.4%
% of FP17s for the same patient ID Re-attending between 3 & 9 months - Children	27	71	38.0%	45.5%	49.4%	59.7%
% of FP17s for the same patient ID Re-attending between 3 & 9 months - Adults	196	413	47.5%	37.1%	39.2%	51.7%
% of FP17s for Band 1 Urgent Courses	26	414	6.3%	11.3%	11.0%	9.2%
% of FP17s Relating to Free Repair or Replacements	0	414	0.0%	0.5%	0.5%	0.7%
% of FP17s Relating to Continuations	0	414	0.0%	0.7%	0.7%	0.8%
% of Patients satisfied with the dentistry they have received	2	2	N/A	91.5%	90.9%	93.5%
% of Patients satisfied with the time they had to wait for an appointment	2	2	N/A	80.9%	83.7%	87.4%

* This is based on patients treated on this contract for their most recent course of treatment. Figures in italics indicate the base number of FP17s or Patient Questionnaire responses are less than 100. N/A is shown where the base number of responses is less than 10 during the period. % is calculated as Quantity/Base number*100

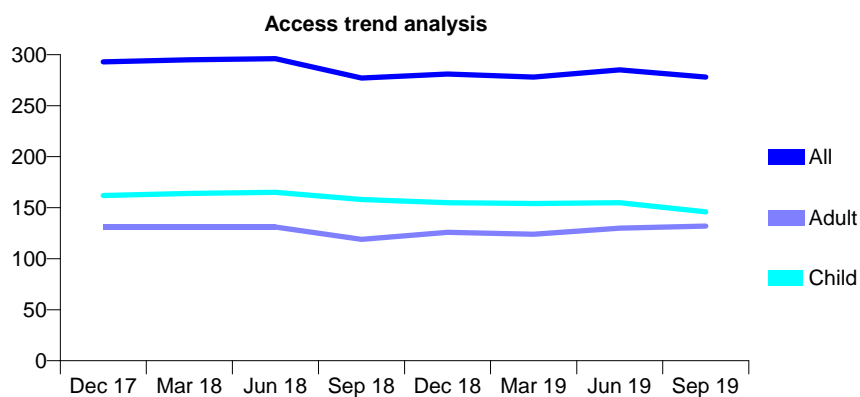
Q61 - Vital Signs At a Glance Contract Report for 209392/0001 - September 2019

Name or company name	MR LH BAUM
Contract type name	GDS Contract
Purpose of contract	General
Contract start date	01/04/2006
Contract end date	

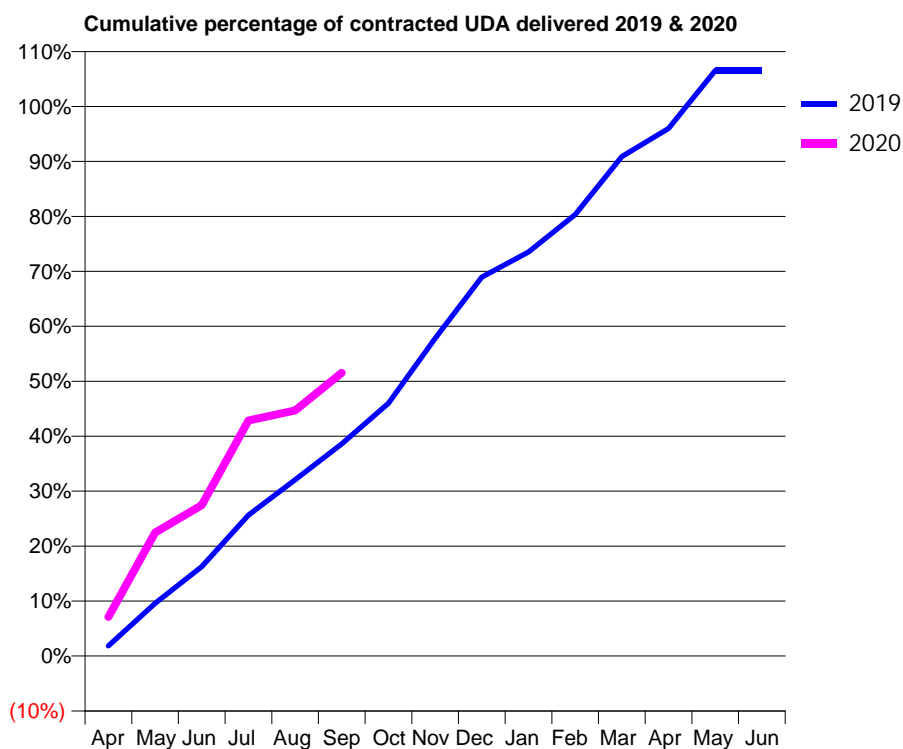
19/20 Contracted general activity (UDA)	703
Carry forward general activity (UDA)	-14
19/20 Contracted orthodontic activity (UOA)	0
Carry forward orthodontic activity (UOA)	0
Baseline contract value	£16,208.38

ACCESS*

Patients seen in 24 months	Total	Change since previous quarter
Quarter ending September 2018	277	
Quarter ending December 2018	281	→
Quarter ending March 2019	278	↓
Quarter ending June 2019	285	↑
Quarter ending September 2019	278	↓
Variance since September 2018	0.4%	→



ACTIVITY



Month	Adjusted Scheduled Activity (UDA)	
	2019	2020
April	13	50
May	67	158
June	114	193
July	180	301
August	225	314
September	271	362
October	323	
November	406	
December	485	
January	517	
February	565	
March	639	
April	675	
May	749	
June	749	

QUALITY

	Quantity	Base Number	Contract	AT	Region	England
% of FP17s for the same patient ID Re-attending within 3 months - Children	7	104	6.7%	11.1%	12.0%	11.5%
% of FP17s for the same patient ID Re-attending within 3 months - Adults	12	85	14.1%	16.6%	17.2%	15.4%
% of FP17s for the same patient ID Re-attending between 3 & 9 months - Children	60	104	57.7%	45.5%	49.4%	59.7%
% of FP17s for the same patient ID Re-attending between 3 & 9 months - Adults	47	85	55.3%	37.1%	39.2%	51.7%
% of FP17s for Band 1 Urgent Courses	1	152	0.7%	11.3%	11.0%	9.2%
% of FP17s Relating to Free Repair or Replacements	0	152	0.0%	0.5%	0.5%	0.7%
% of FP17s Relating to Continuations	0	152	0.0%	0.7%	0.7%	0.8%
% of Patients satisfied with the dentistry they have received	0	0	N/A	91.5%	90.9%	93.5%
% of Patients satisfied with the time they had to wait for an appointment	0	0	N/A	80.9%	83.7%	87.4%

* This is based on patients treated on this contract for their most recent course of treatment. Figures in italics indicate the base number of FP17s or Patient Questionnaire responses are less than 100. N/A is shown where the base number of responses is less than 10 during the period. % is calculated as Quantity/Base number*100

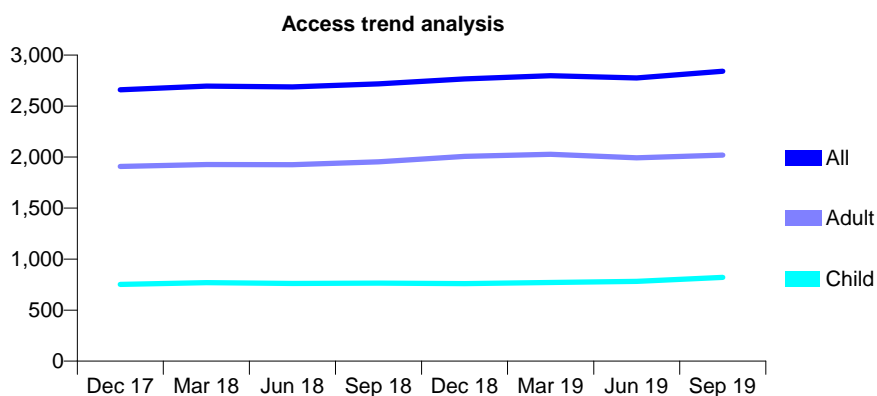
Q61 - Vital Signs At a Glance Contract Report for 215260/0002 - September 2019

Name or company name	MR M WIEDER
Contract type name	GDS Contract
Purpose of contract	General and Orthodontic
Contract start date	01/04/2006
Contract end date	

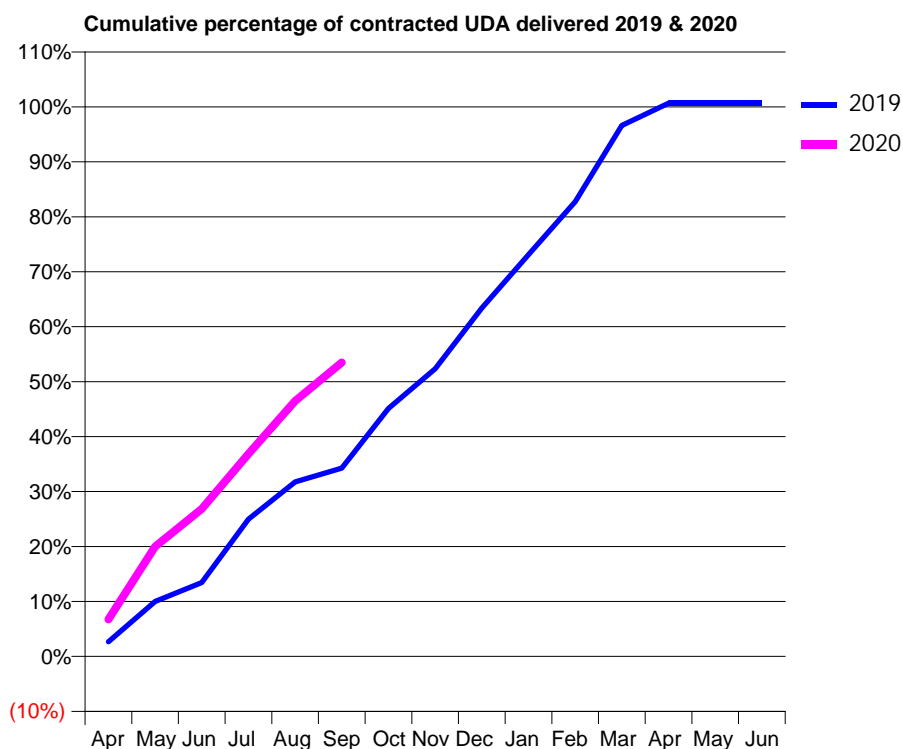
19/20 Contracted general activity (UDA)	8,881
Carry forward general activity (UDA)	-64
19/20 Contracted orthodontic activity (UOA)	0
Carry forward orthodontic activity (UOA)	0
Baseline contract value	£258,695.00

ACCESS*

Patients seen in 24 months	Total	Change since previous quarter
Quarter ending September 2018	2,718	
Quarter ending December 2018	2,767	→
Quarter ending March 2019	2,798	→
Quarter ending June 2019	2,776	→
Quarter ending September 2019	2,841	↑
Variance since September 2018	4.5%	↑



ACTIVITY



Month	2019	2020
April	262	597
May	989	1,777
June	1,329	2,382
July	2,468	3,272
August	3,136	4,128
September	3,384	4,749
October	4,460	
November	5,173	
December	6,262	
January	7,224	
February	8,176	
March	9,547	
April	9,945	
May	9,945	
June	9,945	

QUALITY

	Quantity	Base Number	Contract	AT	Region	England
% of FP17s for the same patient ID Re-attending within 3 months - Children	41	558	7.3%	11.1%	12.0%	11.5%
% of FP17s for the same patient ID Re-attending within 3 months - Adults	212	1,116	19.0%	16.6%	17.2%	15.4%
% of FP17s for the same patient ID Re-attending between 3 & 9 months - Children	282	558	50.5%	45.5%	49.4%	59.7%
% of FP17s for the same patient ID Re-attending between 3 & 9 months - Adults	457	1,116	40.9%	37.1%	39.2%	51.7%
% of FP17s for Band 1 Urgent Courses	166	1,550	10.7%	11.3%	11.0%	9.2%
% of FP17s Relating to Free Repair or Replacements	10	1,550	0.6%	0.5%	0.5%	0.7%
% of FP17s Relating to Continuations	28	1,550	1.8%	0.7%	0.7%	0.8%
% of Patients satisfied with the dentistry they have received	1	1	N/A	91.5%	90.9%	93.5%
% of Patients satisfied with the time they had to wait for an appointment	1	1	N/A	80.9%	83.7%	87.4%

* This is based on patients treated on this contract for their most recent course of treatment. Figures in italics indicate the base number of FP17s or Patient Questionnaire responses are less than 100. N/A is shown where the base number of responses is less than 10 during the period. % is calculated as Quantity/Base number*100

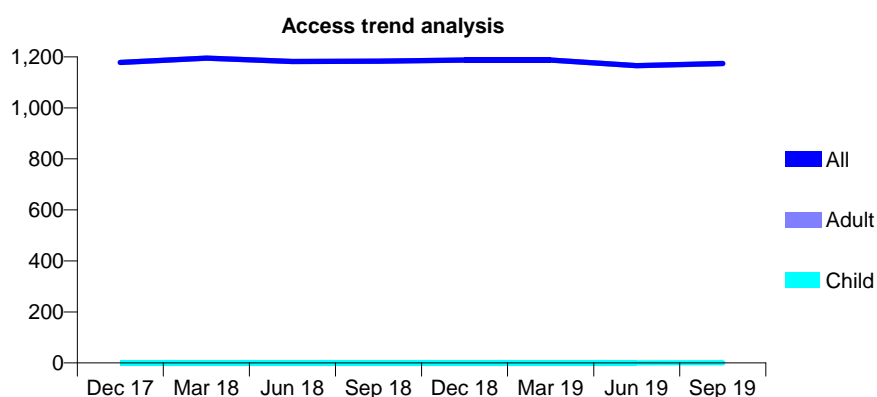
Q61 - Vital Signs At a Glance Contract Report for 215481/0001 - September 2019

Name or company name	MRS CK JONES
Contract type name	GDS Contract
Purpose of contract	General
Contract start date	01/04/2006
Contract end date	

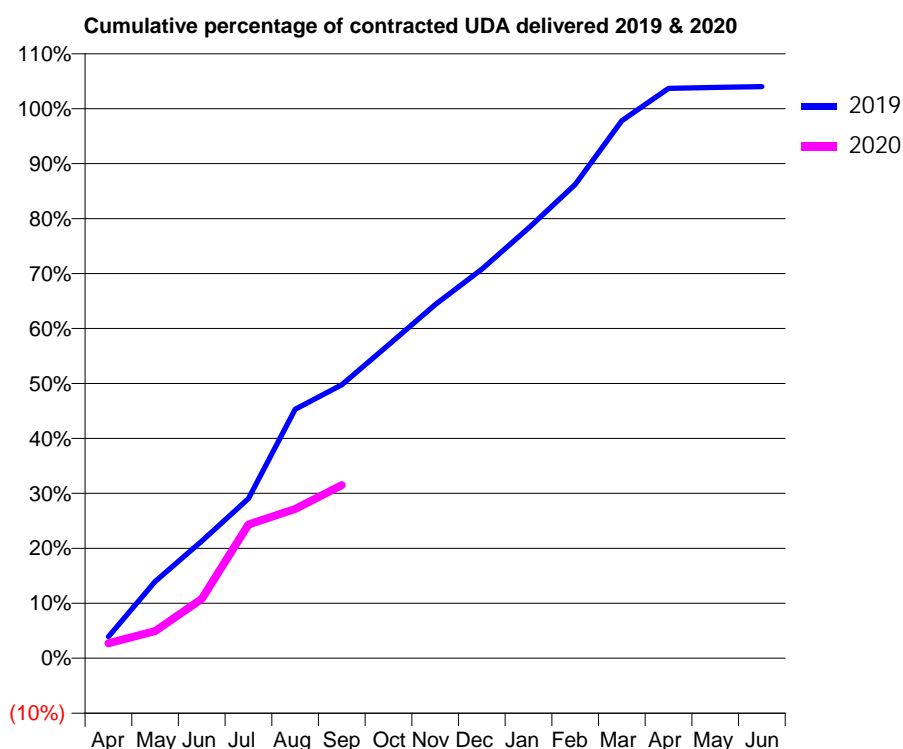
19/20 Contracted general activity (UDA)	3,255
Carry forward general activity (UDA)	-65
19/20 Contracted orthodontic activity (UOA)	0
Carry forward orthodontic activity (UOA)	0
Baseline contract value	£81,261.91

ACCESS*

Patients seen in 24 months	Total	Change since previous quarter
Quarter ending September 2018	1,183	
Quarter ending December 2018	1,187	→
Quarter ending March 2019	1,187	→
Quarter ending June 2019	1,166	↓
Quarter ending September 2019	1,174	→
Variance since September 2018	(0.8%)	→



ACTIVITY



Month	2019	2020
April	127	89
May	455	161
June	694	351
July	946	792
August	1,474	884
September	1,619	1,025
October	1,856	
November	2,094	
December	2,304	
January	2,548	
February	2,806	
March	3,184	
April	3,375	
May	3,381	
June	3,386	

QUALITY

	Quantity	Base Number	Contract	AT	Region	England
% of FP17s for the same patient ID Re-attending within 3 months - Children	0	1	0.0%	11.1%	12.0%	11.5%
% of FP17s for the same patient ID Re-attending within 3 months - Adults	58	638	9.1%	16.6%	17.2%	15.4%
% of FP17s for the same patient ID Re-attending between 3 & 9 months - Children	0	1	0.0%	45.5%	49.4%	59.7%
% of FP17s for the same patient ID Re-attending between 3 & 9 months - Adults	371	638	58.2%	37.1%	39.2%	51.7%
% of FP17s for Band 1 Urgent Courses	51	518	9.8%	11.3%	11.0%	9.2%
% of FP17s Relating to Free Repair or Replacements	1	518	0.2%	0.5%	0.5%	0.7%
% of FP17s Relating to Continuations	1	518	0.2%	0.7%	0.7%	0.8%
% of Patients satisfied with the dentistry they have received	0	0	N/A	91.5%	90.9%	93.5%
% of Patients satisfied with the time they had to wait for an appointment	0	0	N/A	80.9%	83.7%	87.4%

* This is based on patients treated on this contract for their most recent course of treatment.

Figures in italics indicate the base number of FP17s or Patient Questionnaire responses are less than 100. N/A is shown where the base number of responses is less than 10 during the period. % is calculated as Quantity/Base number*100

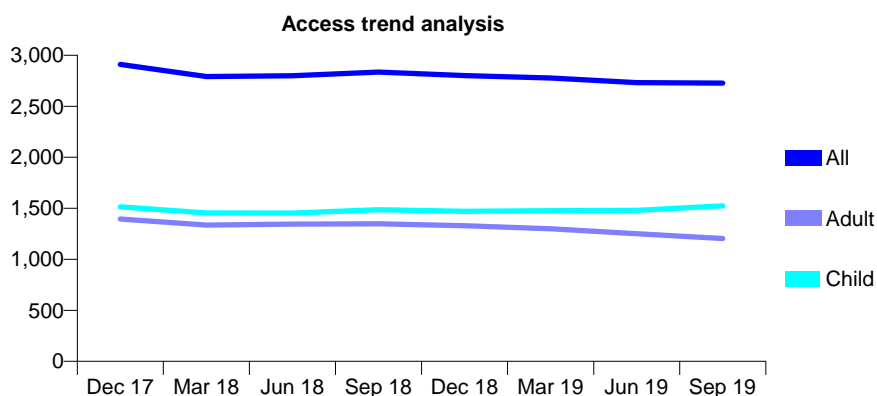
Q61 - Vital Signs At a Glance Contract Report for 221554/0001 - September 2019

Name or company name	Colindale Dental Practice
Contract type name	GDS Contract
Purpose of contract	General
Contract start date	01/04/2006
Contract end date	

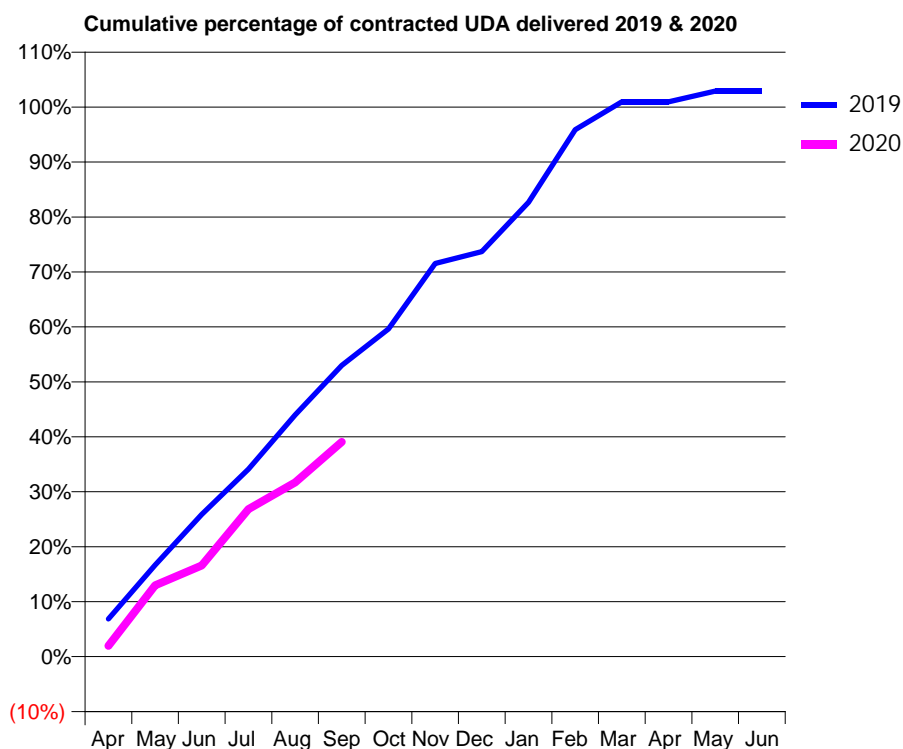
19/20 Contracted general activity (UDA)	7,338
Carry forward general activity (UDA)	-146
19/20 Contracted orthodontic activity (UOA)	0
Carry forward orthodontic activity (UOA)	0
Baseline contract value	£240,851.11

ACCESS*

Patients seen in 24 months	Total	Change since previous quarter
Quarter ending September 2018	2,836	
Quarter ending December 2018	2,801	↓
Quarter ending March 2019	2,777	→
Quarter ending June 2019	2,732	↓
Quarter ending September 2019	2,728	→
Variance since September 2018	(3.8%)	↓



ACTIVITY



Month	Adjusted Scheduled Activity (UDA)	
	2019	2020
April	503	146
May	1,224	952
June	1,900	1,218
July	2,503	1,969
August	3,228	2,327
September	3,889	2,867
October	4,376	
November	5,251	
December	5,408	
January	6,065	
February	7,037	
March	7,406	
April	7,406	
May	7,551	
June	7,551	

QUALITY

	Quantity	Base Number	Contract	AT	Region	England
% of FP17s for the same patient ID Re-attending within 3 months - Children	63	1,001	6.3%	11.1%	12.0%	11.5%
% of FP17s for the same patient ID Re-attending within 3 months - Adults	54	498	10.8%	16.6%	17.2%	15.4%
% of FP17s for the same patient ID Re-attending between 3 & 9 months - Children	547	1,001	54.6%	45.5%	49.4%	59.7%
% of FP17s for the same patient ID Re-attending between 3 & 9 months - Adults	218	498	43.8%	37.1%	39.2%	51.7%
% of FP17s for Band 1 Urgent Courses	100	1,427	7.0%	11.3%	11.0%	9.2%
% of FP17s Relating to Free Repair or Replacements	1	1,427	0.1%	0.5%	0.5%	0.7%
% of FP17s Relating to Continuations	0	1,427	0.0%	0.7%	0.7%	0.8%
% of Patients satisfied with the dentistry they have received	0	0	N/A	91.5%	90.9%	93.5%
% of Patients satisfied with the time they had to wait for an appointment	0	0	N/A	80.9%	83.7%	87.4%

* This is based on patients treated on this contract for their most recent course of treatment. Figures in italics indicate the base number of FP17s or Patient Questionnaire responses are less than 100. N/A is shown where the base number of responses is less than 10 during the period. % is calculated as Quantity/Base number*100

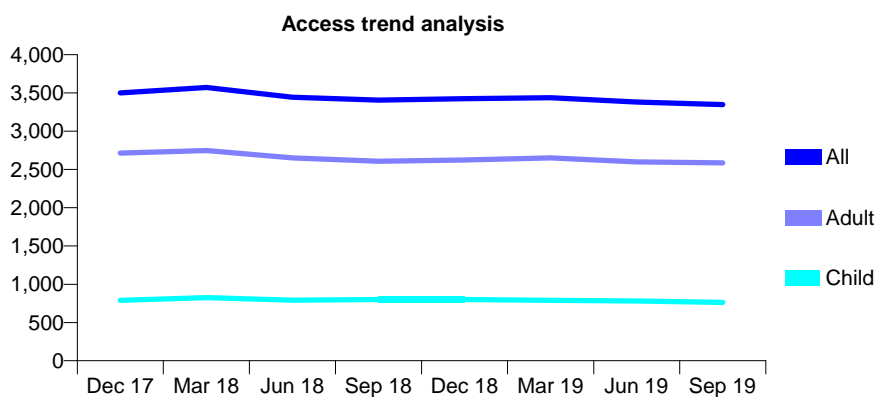
Q61 - Vital Signs At a Glance Contract Report for 229210/0001 - September 2019

Name or company name	MR SM MUGHAL
Contract type name	GDS Contract
Purpose of contract	General
Contract start date	01/04/2006
Contract end date	

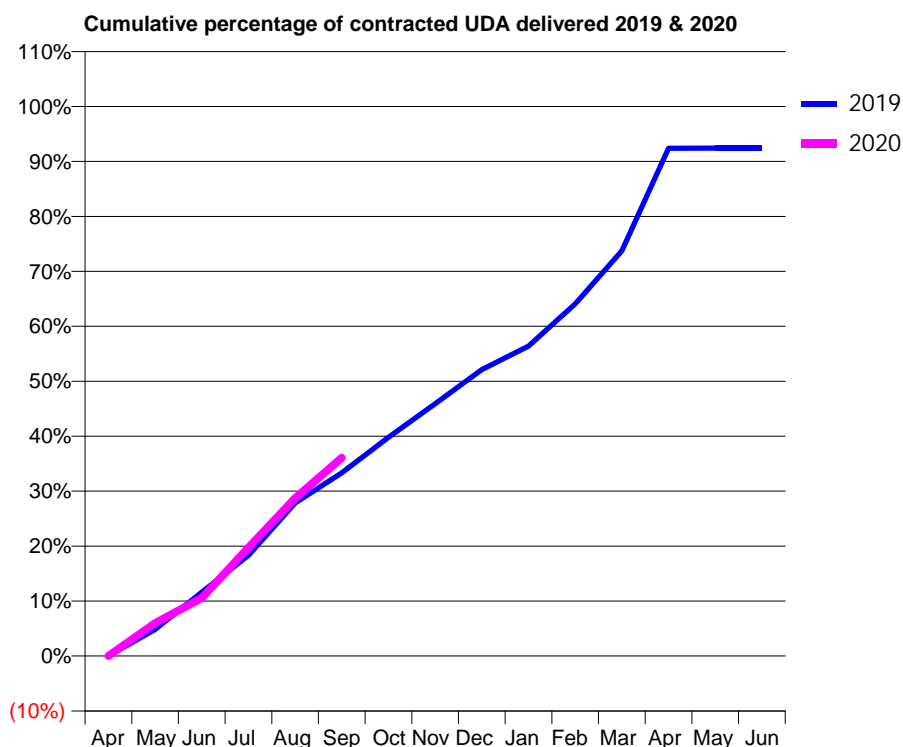
19/20 Contracted general activity (UDA)	12,135
Carry forward general activity (UDA)	0
19/20 Contracted orthodontic activity (UOA)	0
Carry forward orthodontic activity (UOA)	0
Baseline contract value	£303,517.94

ACCESS*

Patients seen in 24 months	Total	Change since previous quarter
Quarter ending September 2018	3,407	
Quarter ending December 2018	3,424	→
Quarter ending March 2019	3,438	→
Quarter ending June 2019	3,381	↓
Quarter ending September 2019	3,348	→
Variance since September 2018	(1.7%)	↓



ACTIVITY



Month	Adjusted Scheduled Activity (UDA)	
	2019	2020
April	0	0
May	587	726
June	1,409	1,282
July	2,225	2,394
August	3,378	3,486
September	4,045	4,376
October	4,829	
November	5,570	
December	6,323	
January	6,842	
February	7,776	
March	8,947	
April	11,213	
May	11,214	
June	11,215	

QUALITY

	Quantity	Base Number	Contract	AT	Region	England
% of FP17s for the same patient ID Re-attending within 3 months - Children	32	375	8.5%	11.1%	12.0%	11.5%
% of FP17s for the same patient ID Re-attending within 3 months - Adults	194	1,349	14.4%	16.6%	17.2%	15.4%
% of FP17s for the same patient ID Re-attending between 3 & 9 months - Children	86	375	22.9%	45.5%	49.4%	59.7%
% of FP17s for the same patient ID Re-attending between 3 & 9 months - Adults	386	1,349	28.6%	37.1%	39.2%	51.7%
% of FP17s for Band 1 Urgent Courses	221	1,294	17.1%	11.3%	11.0%	9.2%
% of FP17s Relating to Free Repair or Replacements	7	1,294	0.5%	0.5%	0.5%	0.7%
% of FP17s Relating to Continuations	22	1,294	1.7%	0.7%	0.7%	0.8%
% of Patients satisfied with the dentistry they have received	1	1	N/A	91.5%	90.9%	93.5%
% of Patients satisfied with the time they had to wait for an appointment	1	1	N/A	80.9%	83.7%	87.4%

* This is based on patients treated on this contract for their most recent course of treatment. Figures in italics indicate the base number of FP17s or Patient Questionnaire responses are less than 100. N/A is shown where the base number of responses is less than 10 during the period. % is calculated as Quantity/Base number*100

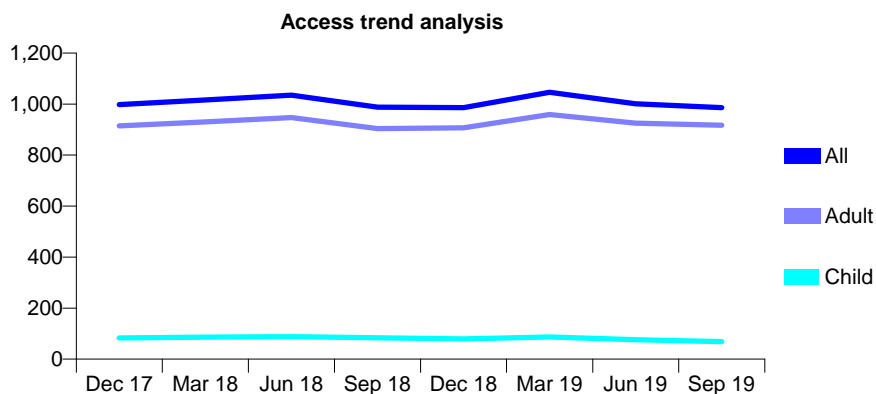
Q61 - Vital Signs At a Glance Contract Report for 230480/0001 - September 2019

Name or company name	MR K SHAH
Contract type name	GDS Contract
Purpose of contract	General
Contract start date	01/04/2006
Contract end date	

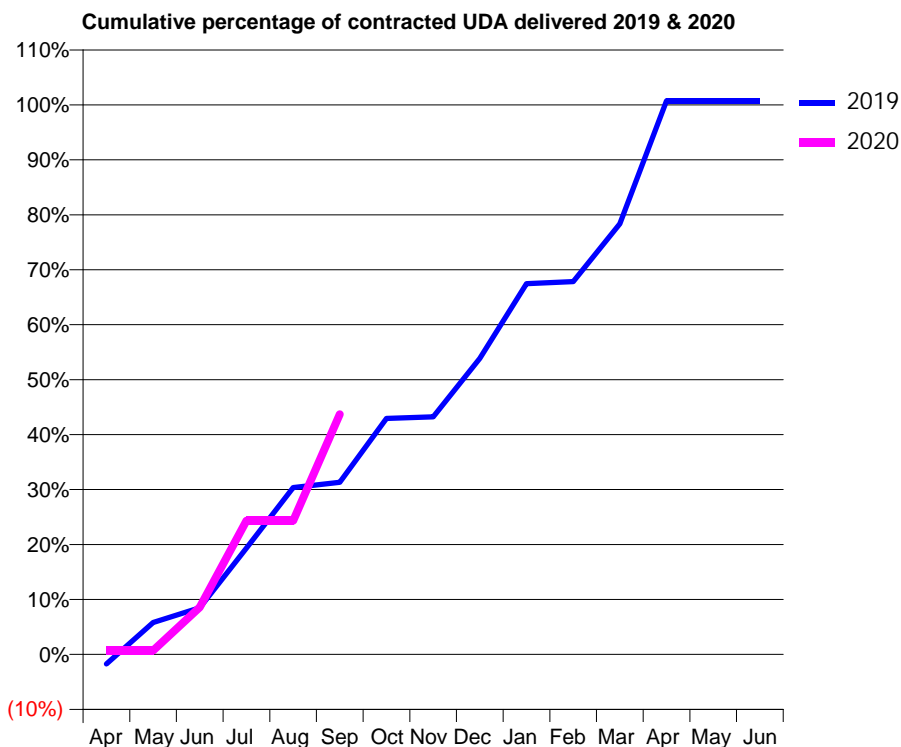
19/20 Contracted general activity (UDA)	3,482
Carry forward general activity (UDA)	-25
19/20 Contracted orthodontic activity (UOA)	0
Carry forward orthodontic activity (UOA)	0
Baseline contract value	£104,760.97

ACCESS*

Patients seen in 24 months	Total	Change since previous quarter
Quarter ending September 2018	988	
Quarter ending December 2018	986	→
Quarter ending March 2019	1,046	↑
Quarter ending June 2019	1,001	↓
Quarter ending September 2019	986	↓
Variance since September 2018	(0.2%)	→



ACTIVITY



Month	2019	2020
April	-61	25
May	202	25
June	295	299
July	674	847
August	1,057	847
September	1,091	1,522
October	1,495	
November	1,505	
December	1,876	
January	2,349	
February	2,362	
March	2,728	
April	3,508	
May	3,508	
June	3,508	

QUALITY

	Quantity	Base Number	Contract	AT	Region	England
% of FP17s for the same patient ID Re-attending within 3 months - Children	2	48	4.2%	11.1%	12.0%	11.5%
% of FP17s for the same patient ID Re-attending within 3 months - Adults	20	441	4.5%	16.6%	17.2%	15.4%
% of FP17s for the same patient ID Re-attending between 3 & 9 months - Children	22	48	45.8%	45.5%	49.4%	59.7%
% of FP17s for the same patient ID Re-attending between 3 & 9 months - Adults	130	441	29.5%	37.1%	39.2%	51.7%
% of FP17s for Band 1 Urgent Courses	13	361	3.6%	11.3%	11.0%	9.2%
% of FP17s Relating to Free Repair or Replacements	0	361	0.0%	0.5%	0.5%	0.7%
% of FP17s Relating to Continuations	0	361	0.0%	0.7%	0.7%	0.8%
% of Patients satisfied with the dentistry they have received	0	0	N/A	91.5%	90.9%	93.5%
% of Patients satisfied with the time they had to wait for an appointment	0	0	N/A	80.9%	83.7%	87.4%

* This is based on patients treated on this contract for their most recent course of treatment. Figures in italics indicate the base number of FP17s or Patient Questionnaire responses are less than 100. N/A is shown where the base number of responses is less than 10 during the period. % is calculated as Quantity/Base number*100

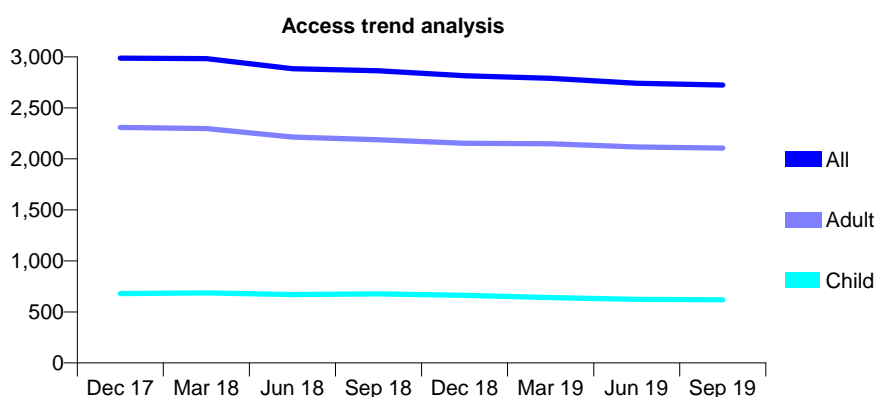
Q61 - Vital Signs At a Glance Contract Report for 232815/0001 - September 2019

Name or company name	Jabeen Rahman Gouw
Contract type name	GDS Contract
Purpose of contract	General
Contract start date	01/04/2006
Contract end date	

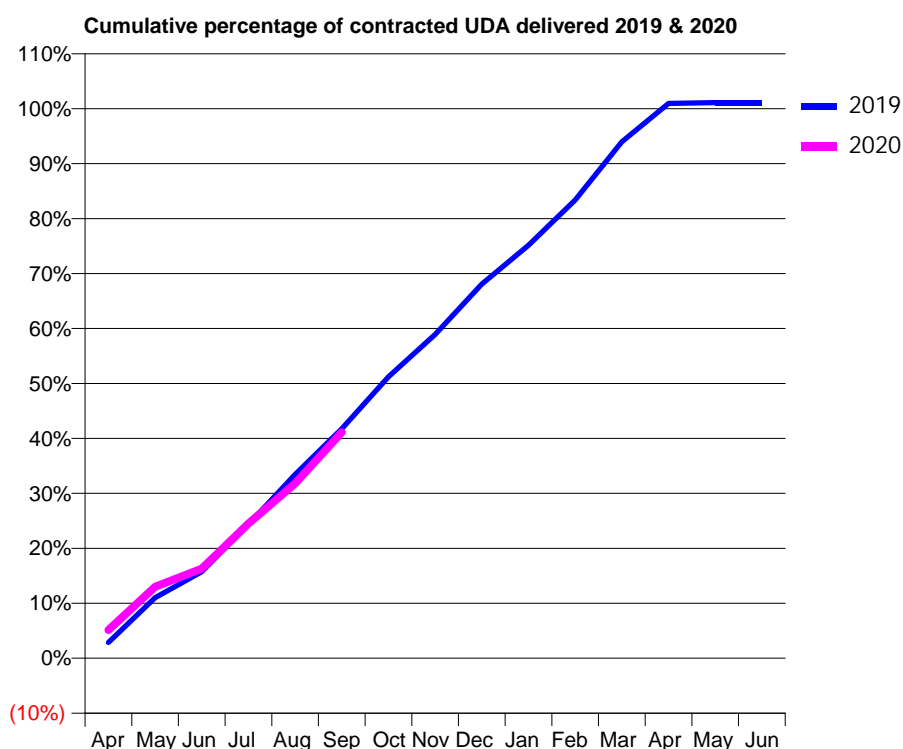
19/20 Contracted general activity (UDA)	9,434
Carry forward general activity (UDA)	-104
19/20 Contracted orthodontic activity (UOA)	0
Carry forward orthodontic activity (UOA)	0
Baseline contract value	£245,059.45

ACCESS*

Patients seen in 24 months	Total	Change since previous quarter
Quarter ending September 2018	2,864	
Quarter ending December 2018	2,815	↓
Quarter ending March 2019	2,790	→
Quarter ending June 2019	2,741	↓
Quarter ending September 2019	2,724	→
Variance since September 2018	(4.9%)	↓



ACTIVITY



Adjusted Scheduled Activity (UDA)		
Month	2019	2020
April	272	485
May	1,040	1,227
June	1,485	1,538
July	2,297	2,313
August	3,155	3,003
September	3,940	3,879
October	4,833	
November	5,559	
December	6,422	
January	7,088	
February	7,867	
March	8,863	
April	9,525	
May	9,539	
June	9,539	

QUALITY

	Quantity	Base Number	Contract	AT	Region	England
% of FP17s for the same patient ID Re-attending within 3 months - Children	14	266	5.3%	11.1%	12.0%	11.5%
% of FP17s for the same patient ID Re-attending within 3 months - Adults	210	1,119	18.8%	16.6%	17.2%	15.4%
% of FP17s for the same patient ID Re-attending between 3 & 9 months - Children	80	266	30.1%	45.5%	49.4%	59.7%
% of FP17s for the same patient ID Re-attending between 3 & 9 months - Adults	313	1,119	28.0%	37.1%	39.2%	51.7%
% of FP17s for Band 1 Urgent Courses	168	1,219	13.8%	11.3%	11.0%	9.2%
% of FP17s Relating to Free Repair or Replacements	2	1,219	0.2%	0.5%	0.5%	0.7%
% of FP17s Relating to Continuations	13	1,219	1.1%	0.7%	0.7%	0.8%
% of Patients satisfied with the dentistry they have received	0	0	N/A	91.5%	90.9%	93.5%
% of Patients satisfied with the time they had to wait for an appointment	0	0	N/A	80.9%	83.7%	87.4%

* This is based on patients treated on this contract for their most recent course of treatment. Figures in italics indicate the base number of FP17s or Patient Questionnaire responses are less than 100. N/A is shown where the base number of responses is less than 10 during the period. % is calculated as Quantity/Base number*100

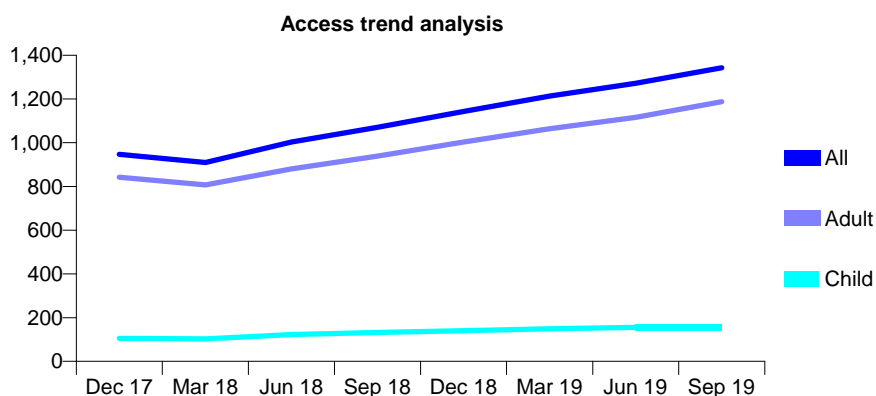
Q61 - Vital Signs At a Glance Contract Report for 233439/0001 - September 2019

Name or company name	Wood Green Dental Practice Partnership
Contract type name	GDS Contract
Purpose of contract	General
Contract start date	01/04/2006
Contract end date	

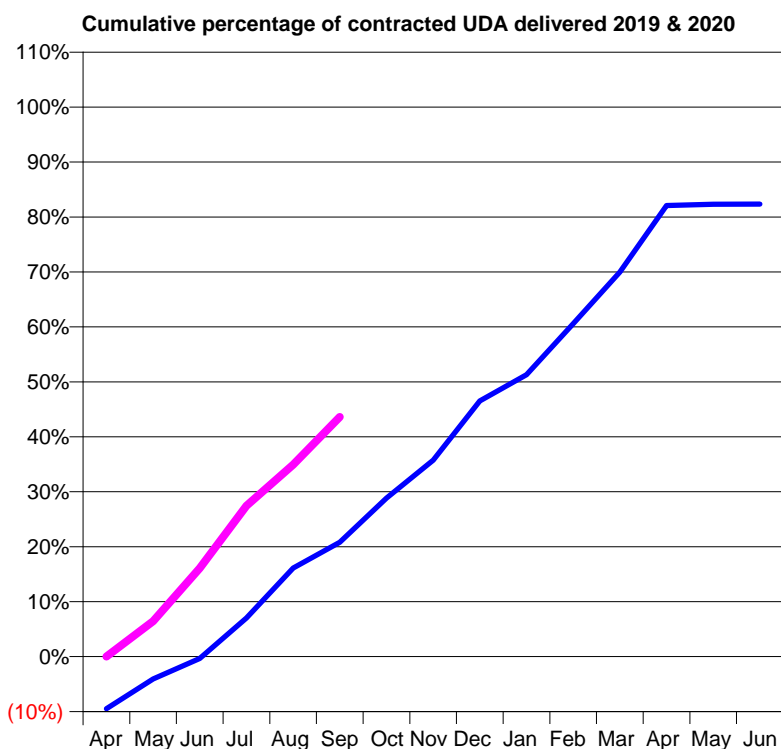
19/20 Contracted general activity (UDA)	4,281
Carry forward general activity (UDA)	0
19/20 Contracted orthodontic activity (UOA)	0
Carry forward orthodontic activity (UOA)	0
Baseline contract value	£123,392.48

ACCESS*

Patients seen in 24 months	Total	Change since previous quarter
Quarter ending September 2018	1,071	
Quarter ending December 2018	1,143	↑
Quarter ending March 2019	1,213	↑
Quarter ending June 2019	1,272	↑
Quarter ending September 2019	1,343	↑
Variance since September 2018	25.4%	↑



ACTIVITY



Month	Adjusted Scheduled Activity (UDA)	
	2019	2020
April	-407	0
May	-175	276
June	-15	690
July	302	1,175
August	690	1,495
September	891	1,868
October	1,235	
November	1,530	
December	1,992	
January	2,196	
February	2,594	
March	2,996	
April	3,514	
May	3,524	
June	3,525	

QUALITY

	Quantity	Base Number	Contract	AT	Region	England
% of FP17s for the same patient ID Re-attending within 3 months - Children	9	115	7.8%	11.1%	12.0%	11.5%
% of FP17s for the same patient ID Re-attending within 3 months - Adults	102	753	13.5%	16.6%	17.2%	15.4%
% of FP17s for the same patient ID Re-attending between 3 & 9 months - Children	44	115	38.3%	45.5%	49.4%	59.7%
% of FP17s for the same patient ID Re-attending between 3 & 9 months - Adults	238	753	31.6%	37.1%	39.2%	51.7%
% of FP17s for Band 1 Urgent Courses	84	730	11.5%	11.3%	11.0%	9.2%
% of FP17s Relating to Free Repair or Replacements	9	730	1.2%	0.5%	0.5%	0.7%
% of FP17s Relating to Continuations	14	730	1.9%	0.7%	0.7%	0.8%
% of Patients satisfied with the dentistry they have received	0	0	N/A	91.5%	90.9%	93.5%
% of Patients satisfied with the time they had to wait for an appointment	0	0	N/A	80.9%	83.7%	87.4%

* This is based on patients treated on this contract for their most recent course of treatment. Figures in italics indicate the base number of FP17s or Patient Questionnaire responses are less than 100. N/A is shown where the base number of responses is less than 10 during the period. % is calculated as Quantity/Base number*100

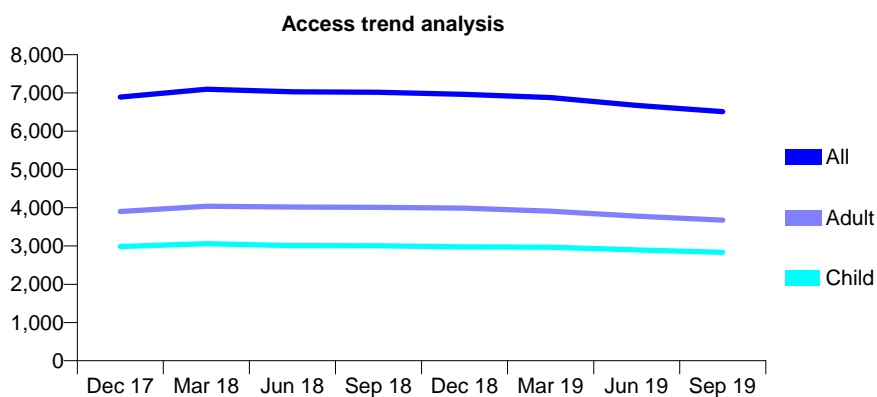
Q61 - Vital Signs At a Glance Contract Report for 234125/0001 - September 2019

Name or company name	MR NI AMIN
Contract type name	GDS Contract
Purpose of contract	General and Orthodontic
Contract start date	01/04/2006
Contract end date	

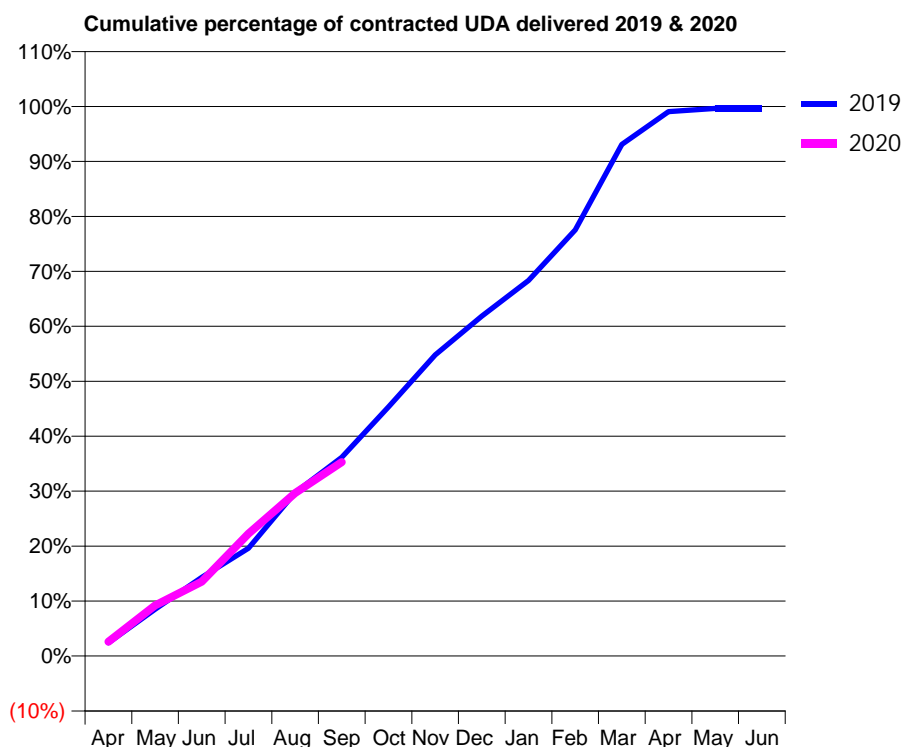
19/20 Contracted general activity (UDA)	16,536
Carry forward general activity (UDA)	58
19/20 Contracted orthodontic activity (UOA)	823
Carry forward orthodontic activity (UOA)	11
Baseline contract value	£555,637.55

ACCESS*

Patients seen in 24 months	Total	Change since previous quarter
Quarter ending September 2018	7,018	
Quarter ending December 2018	6,964	→
Quarter ending March 2019	6,880	↓
Quarter ending June 2019	6,674	↓
Quarter ending September 2019	6,509	↓
Variance since September 2018	(7.3%)	↓



ACTIVITY



Month	Adjusted Scheduled Activity (UDA)	
	2019	2020
April	399	429
May	1,411	1,522
June	2,364	2,237
July	3,243	3,682
August	4,920	4,907
September	5,983	5,838
October	7,496	
November	9,059	
December	10,225	
January	11,297	
February	12,823	
March	15,392	
April	16,383	
May	16,477	
June	16,478	

QUALITY

	Quantity	Base Number	Contract	AT	Region	England
% of FP17s for the same patient ID Re-attending within 3 months - Children	150	1,723	8.7%	11.1%	12.0%	11.5%
% of FP17s for the same patient ID Re-attending within 3 months - Adults	354	1,950	18.2%	16.6%	17.2%	15.4%
% of FP17s for the same patient ID Re-attending between 3 & 9 months - Children	955	1,723	55.4%	45.5%	49.4%	59.7%
% of FP17s for the same patient ID Re-attending between 3 & 9 months - Adults	840	1,950	43.1%	37.1%	39.2%	51.7%
% of FP17s for Band 1 Urgent Courses	247	2,965	8.3%	11.3%	11.0%	9.2%
% of FP17s Relating to Free Repair or Replacements	3	2,965	0.1%	0.5%	0.5%	0.7%
% of FP17s Relating to Continuations	28	2,965	0.9%	0.7%	0.7%	0.8%
% of Patients satisfied with the dentistry they have received	0	0	N/A	91.5%	90.9%	93.5%
% of Patients satisfied with the time they had to wait for an appointment	0	0	N/A	80.9%	83.7%	87.4%

* This is based on patients treated on this contract for their most recent course of treatment. Figures in italics indicate the base number of FP17s or Patient Questionnaire responses are less than 100. N/A is shown where the base number of responses is less than 10 during the period. % is calculated as Quantity/Base number*100

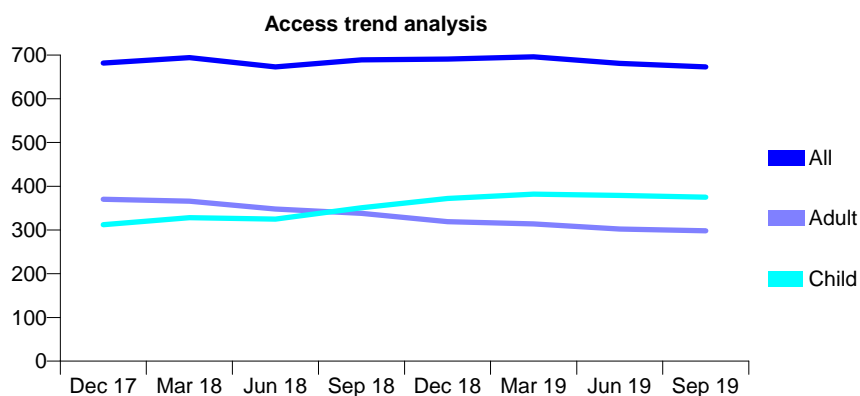
Q61 - Vital Signs At a Glance Contract Report for 237159/0002 - September 2019

Name or company name	MR HJ PAY
Contract type name	GDS Contract
Purpose of contract	General
Contract start date	01/05/2014
Contract end date	

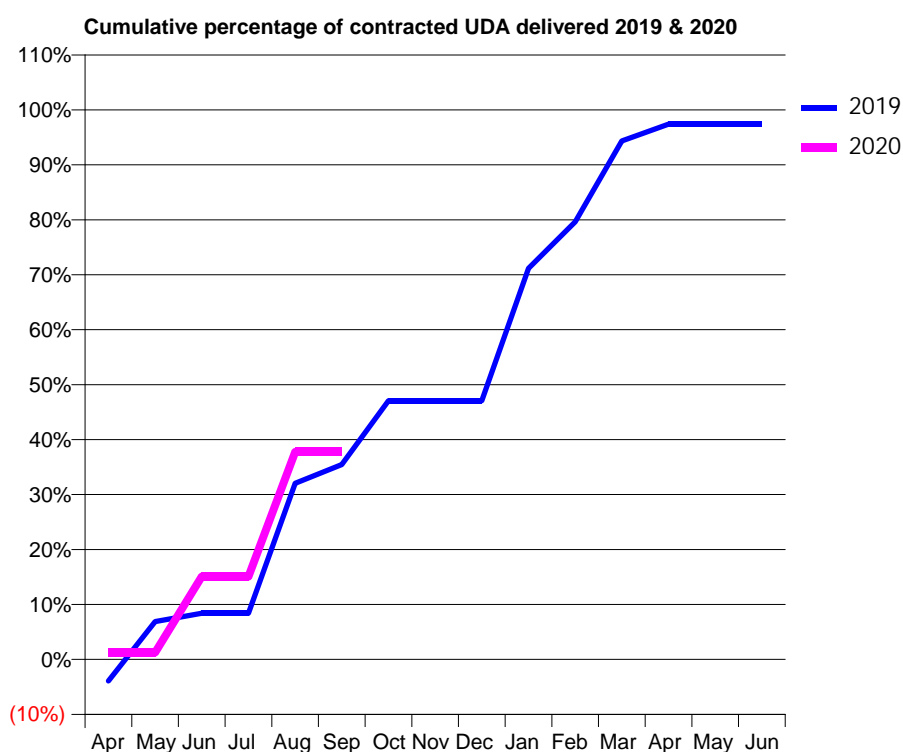
19/20 Contracted general activity (UDA)	1,345
Carry forward general activity (UDA)	35
19/20 Contracted orthodontic activity (UOA)	0
Carry forward orthodontic activity (UOA)	0
Baseline contract value	£40,689.94

ACCESS*

Patients seen in 24 months	Total	Change since previous quarter
Quarter ending September 2018	689	
Quarter ending December 2018	691	→
Quarter ending March 2019	696	→
Quarter ending June 2019	681	↓
Quarter ending September 2019	673	↓
Variance since September 2018	(2.3%)	↓



ACTIVITY



Adjusted Scheduled Activity (UDA)		
Month	2019	2020
April	-53	17
May	93	17
June	113	203
July	113	203
August	431	508
September	477	508
October	633	
November	633	
December	633	
January	957	
February	1,071	
March	1,269	
April	1,310	
May	1,310	
June	1,310	

QUALITY

	Quantity	Base Number	Contract	AT	Region	England
% of FP17s for the same patient ID Re-attending within 3 months - Children	37	219	16.9%	11.1%	12.0%	11.5%
% of FP17s for the same patient ID Re-attending within 3 months - Adults	9	101	8.9%	16.6%	17.2%	15.4%
% of FP17s for the same patient ID Re-attending between 3 & 9 months - Children	94	219	42.9%	45.5%	49.4%	59.7%
% of FP17s for the same patient ID Re-attending between 3 & 9 months - Adults	32	101	31.7%	37.1%	39.2%	51.7%
% of FP17s for Band 1 Urgent Courses	0	301	0.0%	11.3%	11.0%	9.2%
% of FP17s Relating to Free Repair or Replacements	0	301	0.0%	0.5%	0.5%	0.7%
% of FP17s Relating to Continuations	10	301	3.3%	0.7%	0.7%	0.8%
% of Patients satisfied with the dentistry they have received	0	0	N/A	91.5%	90.9%	93.5%
% of Patients satisfied with the time they had to wait for an appointment	0	0	N/A	80.9%	83.7%	87.4%

* This is based on patients treated on this contract for their most recent course of treatment. Figures in italics indicate the base number of FP17s or Patient Questionnaire responses are less than 100. N/A is shown where the base number of responses is less than 10 during the period. % is calculated as Quantity/Base number*100

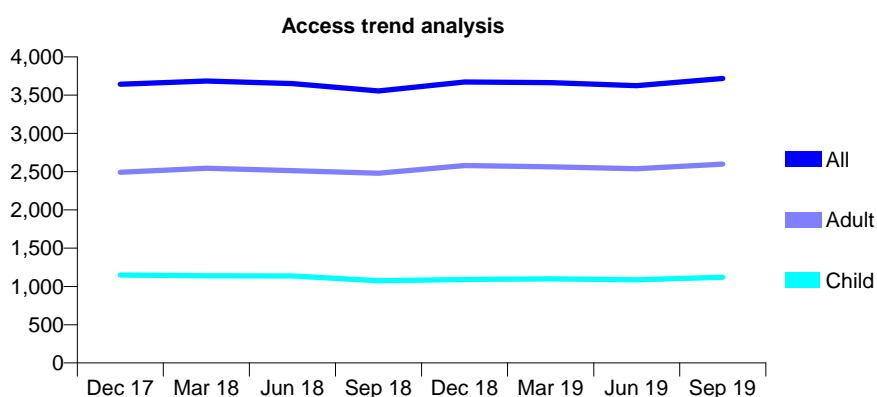
Q61 - Vital Signs At a Glance Contract Report for 238627/0001 - September 2019

Name or company name	Weinbaum Thiara Partnership
Contract type name	GDS Contract
Purpose of contract	General
Contract start date	01/04/2006
Contract end date	

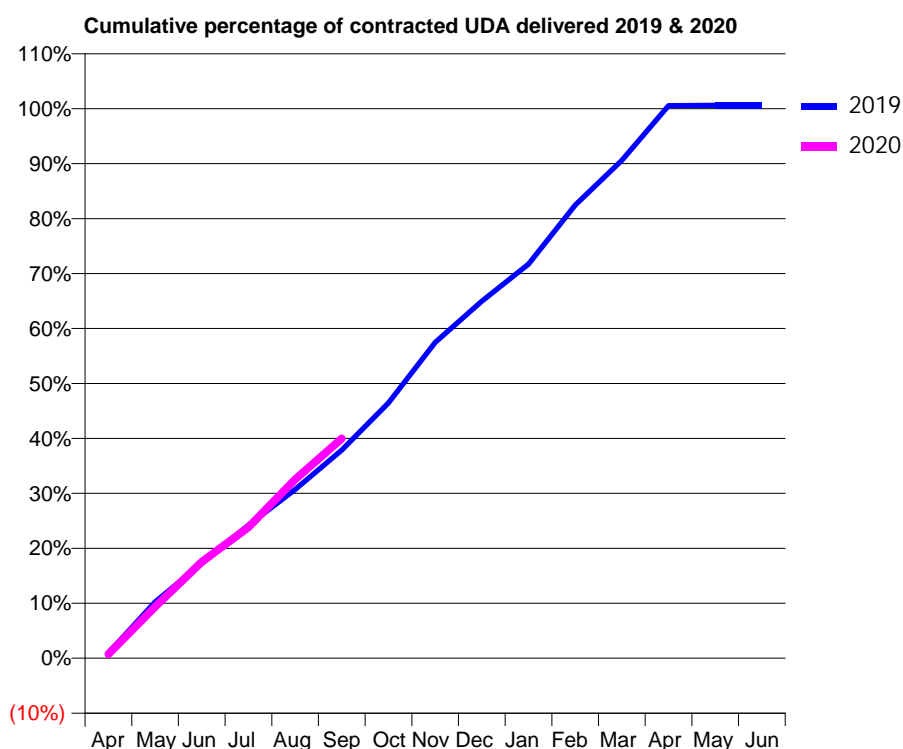
19/20 Contracted general activity (UDA)	6,804
Carry forward general activity (UDA)	-41
19/20 Contracted orthodontic activity (UOA)	0
Carry forward orthodontic activity (UOA)	0
Baseline contract value	£193,358.48

ACCESS*

Patients seen in 24 months	Total	Change since previous quarter
Quarter ending September 2018	3,555	
Quarter ending December 2018	3,671	↑
Quarter ending March 2019	3,662	→
Quarter ending June 2019	3,625	↓
Quarter ending September 2019	3,719	↑
Variance since September 2018	4.6%	↑



ACTIVITY



Month	2019	2020
April	66	50
May	697	639
June	1,177	1,193
July	1,646	1,622
August	2,090	2,216
September	2,577	2,720
October	3,161	
November	3,910	
December	4,419	
January	4,879	
February	5,611	
March	6,163	
April	6,842	
May	6,845	
June	6,845	

QUALITY

	Quantity	Base Number	Contract	AT	Region	England
% of FP17s for the same patient ID Re-attending within 3 months - Children	43	514	8.4%	11.1%	12.0%	11.5%
% of FP17s for the same patient ID Re-attending within 3 months - Adults	191	1,276	15.0%	16.6%	17.2%	15.4%
% of FP17s for the same patient ID Re-attending between 3 & 9 months - Children	154	514	30.0%	45.5%	49.4%	59.7%
% of FP17s for the same patient ID Re-attending between 3 & 9 months - Adults	277	1,276	21.7%	37.1%	39.2%	51.7%
% of FP17s for Band 1 Urgent Courses	286	1,492	19.2%	11.3%	11.0%	9.2%
% of FP17s Relating to Free Repair or Replacements	3	1,492	0.2%	0.5%	0.5%	0.7%
% of FP17s Relating to Continuations	22	1,492	1.5%	0.7%	0.7%	0.8%
% of Patients satisfied with the dentistry they have received	2	2	N/A	91.5%	90.9%	93.5%
% of Patients satisfied with the time they had to wait for an appointment	2	2	N/A	80.9%	83.7%	87.4%

* This is based on patients treated on this contract for their most recent course of treatment.

Figures in italics indicate the base number of FP17s or Patient Questionnaire responses are less than 100. N/A is shown where the base number of responses is less than 10 during the period. % is calculated as Quantity/Base number*100

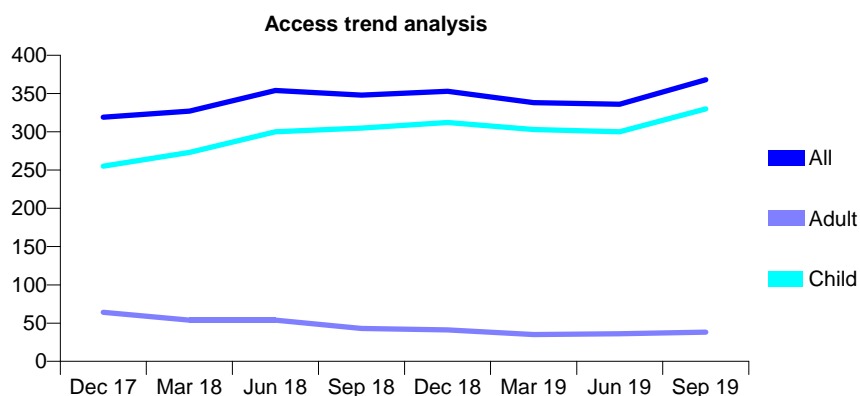
Q61 - Vital Signs At a Glance Contract Report for 241172/0001 - September 2019

Name or company name	MR RS RAO
Contract type name	GDS Contract
Purpose of contract	General
Contract start date	01/04/2006
Contract end date	

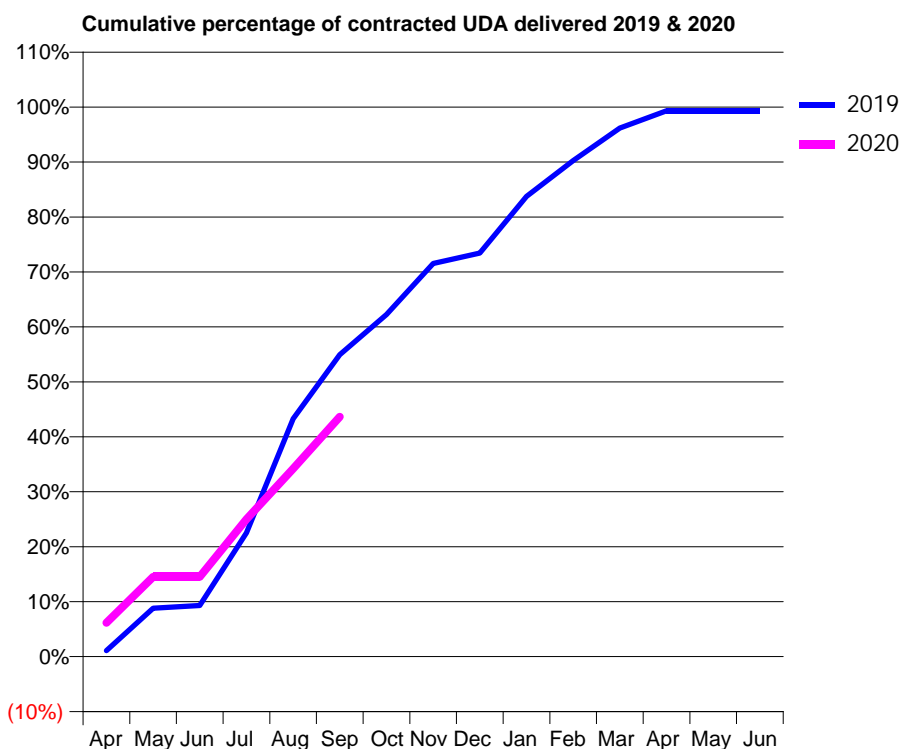
19/20 Contracted general activity (UDA)	817
Carry forward general activity (UDA)	5
19/20 Contracted orthodontic activity (UOA)	0
Carry forward orthodontic activity (UOA)	0
Baseline contract value	£20,677.28

ACCESS*

Patients seen in 24 months	Total	Change since previous quarter
Quarter ending September 2018	348	
Quarter ending December 2018	353	→
Quarter ending March 2019	338	↓
Quarter ending June 2019	336	→
Quarter ending September 2019	368	↑
Variance since September 2018	5.7%	↑



ACTIVITY



Month	Adjusted Scheduled Activity (UDA)	
	2019	2020
April	9	50
May	72	119
June	76	119
July	184	204
August	354	279
September	449	357
October	509	
November	585	
December	600	
January	684	
February	737	
March	786	
April	811	
May	811	
June	811	

QUALITY

	Quantity	Base Number	Contract	AT	Region	England
% of FP17s for the same patient ID Re-attending within 3 months - Children	14	243	5.8%	11.1%	12.0%	11.5%
% of FP17s for the same patient ID Re-attending within 3 months - Adults	2	11	18.2%	16.6%	17.2%	15.4%
% of FP17s for the same patient ID Re-attending between 3 & 9 months - Children	148	243	60.9%	45.5%	49.4%	59.7%
% of FP17s for the same patient ID Re-attending between 3 & 9 months - Adults	6	11	54.5%	37.1%	39.2%	51.7%
% of FP17s for Band 1 Urgent Courses	8	233	3.4%	11.3%	11.0%	9.2%
% of FP17s Relating to Free Repair or Replacements	0	233	0.0%	0.5%	0.5%	0.7%
% of FP17s Relating to Continuations	0	233	0.0%	0.7%	0.7%	0.8%
% of Patients satisfied with the dentistry they have received	1	1	N/A	91.5%	90.9%	93.5%
% of Patients satisfied with the time they had to wait for an appointment	1	1	N/A	80.9%	83.7%	87.4%

* This is based on patients treated on this contract for their most recent course of treatment. Figures in italics indicate the base number of FP17s or Patient Questionnaire responses are less than 100. N/A is shown where the base number of responses is less than 10 during the period. % is calculated as Quantity/Base number*100

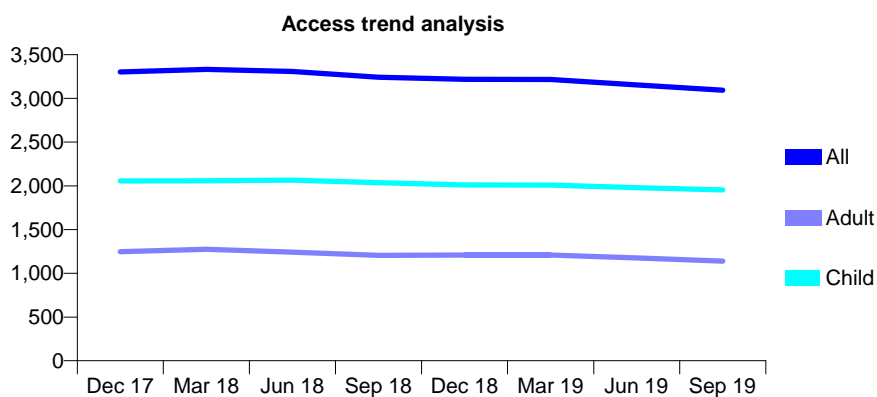
Q61 - Vital Signs At a Glance Contract Report for 244538/0001 - September 2019

Name or company name	MR MS MACMANUS
Contract type name	GDS Contract
Purpose of contract	General
Contract start date	01/04/2006
Contract end date	

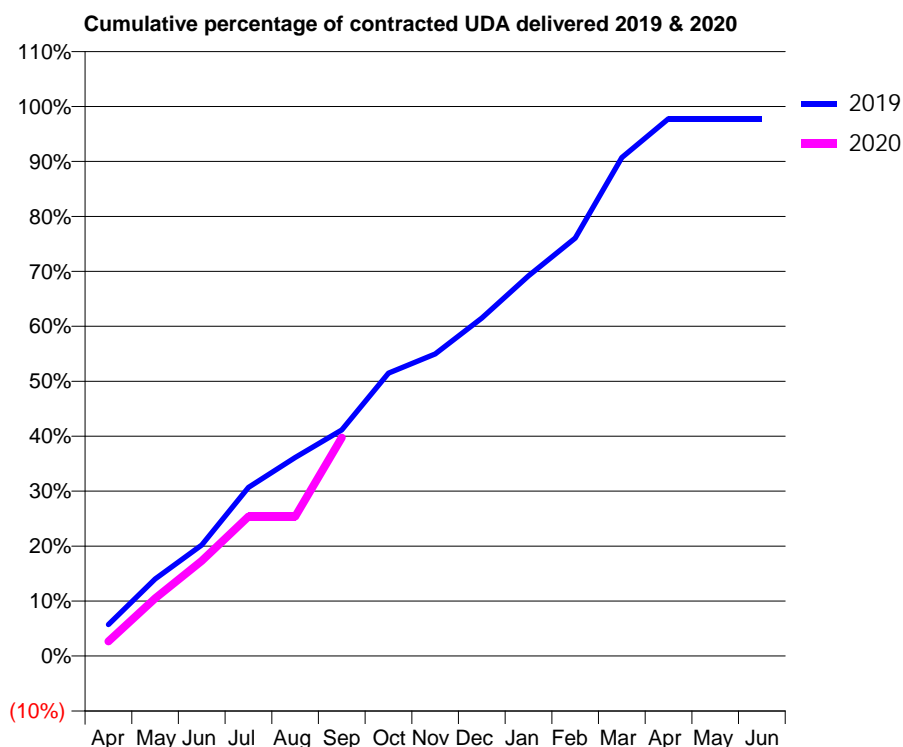
19/20 Contracted general activity (UDA)	9,054
Carry forward general activity (UDA)	201
19/20 Contracted orthodontic activity (UOA)	0
Carry forward orthodontic activity (UOA)	0
Baseline contract value	£224,748.75

ACCESS*

Patients seen in 24 months	Total	Change since previous quarter
Quarter ending September 2018	3,242	
Quarter ending December 2018	3,219	→
Quarter ending March 2019	3,215	→
Quarter ending June 2019	3,155	↓
Quarter ending September 2019	3,094	↓
Variance since September 2018	(4.6%)	↓



ACTIVITY



Month	Adjusted Scheduled Activity (UDA)	
	2019	2020
April	516	241
May	1,269	951
June	1,829	1,567
July	2,778	2,297
August	3,271	2,297
September	3,725	3,598
October	4,661	
November	4,977	
December	5,567	
January	6,263	
February	6,888	
March	8,213	
April	8,853	
May	8,853	
June	8,853	

QUALITY

	Quantity	Base Number	Contract	AT	Region	England
% of FP17s for the same patient ID Re-attending within 3 months - Children	46	1,247	3.7%	11.1%	12.0%	11.5%
% of FP17s for the same patient ID Re-attending within 3 months - Adults	109	568	19.2%	16.6%	17.2%	15.4%
% of FP17s for the same patient ID Re-attending between 3 & 9 months - Children	615	1,247	49.3%	45.5%	49.4%	59.7%
% of FP17s for the same patient ID Re-attending between 3 & 9 months - Adults	209	568	36.8%	37.1%	39.2%	51.7%
% of FP17s for Band 1 Urgent Courses	104	1,607	6.5%	11.3%	11.0%	9.2%
% of FP17s Relating to Free Repair or Replacements	0	1,607	0.0%	0.5%	0.5%	0.7%
% of FP17s Relating to Continuations	0	1,607	0.0%	0.7%	0.7%	0.8%
% of Patients satisfied with the dentistry they have received	3	3	N/A	91.5%	90.9%	93.5%
% of Patients satisfied with the time they had to wait for an appointment	3	3	N/A	80.9%	83.7%	87.4%

* This is based on patients treated on this contract for their most recent course of treatment. Figures in italics indicate the base number of FP17s or Patient Questionnaire responses are less than 100. N/A is shown where the base number of responses is less than 10 during the period. % is calculated as Quantity/Base number*100

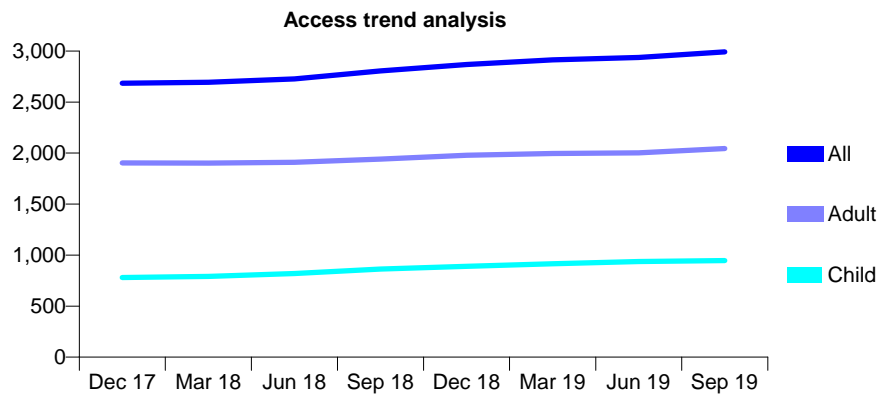
Q61 - Vital Signs At a Glance Contract Report for 245690/0002 - September 2019

Name or company name	MR N AGRAWAL
Contract type name	GDS Contract
Purpose of contract	General
Contract start date	01/04/2006
Contract end date	

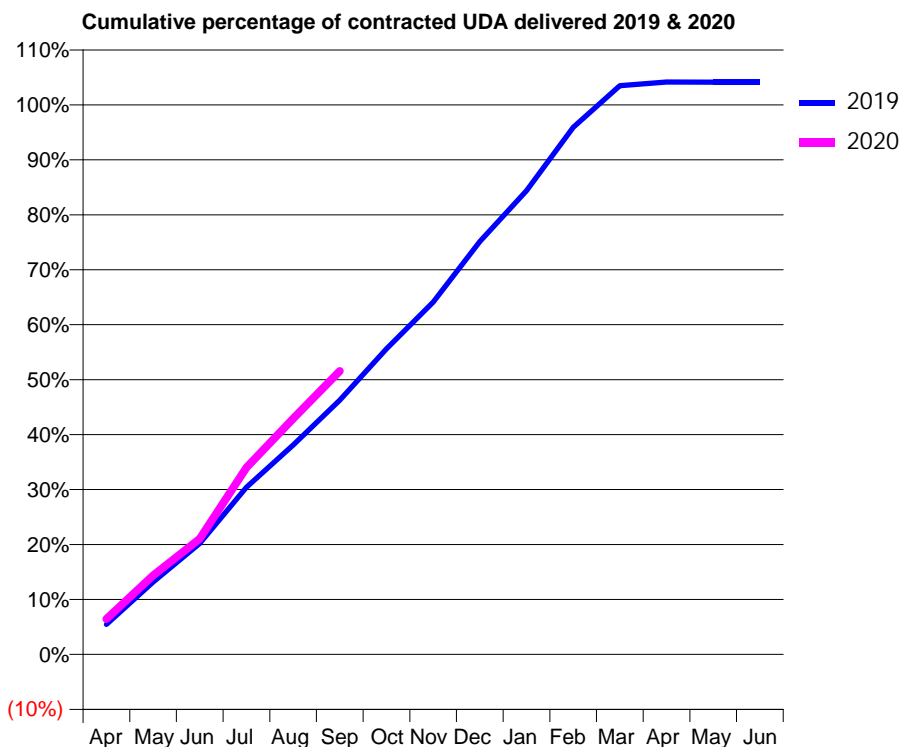
19/20 Contracted general activity (UDA)	5,231
Carry forward general activity (UDA)	0
19/20 Contracted orthodontic activity (UOA)	0
Carry forward orthodontic activity (UOA)	0
Baseline contract value	£174,649.67

ACCESS*

Patients seen in 24 months	Total	Change since previous quarter
Quarter ending September 2018	2,806	
Quarter ending December 2018	2,868	↑
Quarter ending March 2019	2,913	→
Quarter ending June 2019	2,938	→
Quarter ending September 2019	2,992	→
Variance since September 2018	6.6%	↑



ACTIVITY



Adjusted Scheduled Activity (UDA)		
Month	2019	2020
April	286	337
May	690	752
June	1,056	1,101
July	1,592	1,779
August	1,994	2,245
September	2,420	2,696
October	2,908	
November	3,353	
December	3,929	
January	4,414	
February	5,017	
March	5,414	
April	5,449	
May	5,447	
June	5,447	

QUALITY

	Quantity	Base Number	Contract	AT	Region	England
% of FP17s for the same patient ID Re-attending within 3 months - Children	55	681	8.1%	11.1%	12.0%	11.5%
% of FP17s for the same patient ID Re-attending within 3 months - Adults	140	1,147	12.2%	16.6%	17.2%	15.4%
% of FP17s for the same patient ID Re-attending between 3 & 9 months - Children	294	681	43.2%	45.5%	49.4%	59.7%
% of FP17s for the same patient ID Re-attending between 3 & 9 months - Adults	382	1,147	33.3%	37.1%	39.2%	51.7%
% of FP17s for Band 1 Urgent Courses	142	1,367	10.4%	11.3%	11.0%	9.2%
% of FP17s Relating to Free Repair or Replacements	8	1,367	0.6%	0.5%	0.5%	0.7%
% of FP17s Relating to Continuations	9	1,367	0.7%	0.7%	0.7%	0.8%
% of Patients satisfied with the dentistry they have received	0	0	N/A	91.5%	90.9%	93.5%
% of Patients satisfied with the time they had to wait for an appointment	0	0	N/A	80.9%	83.7%	87.4%

* This is based on patients treated on this contract for their most recent course of treatment. Figures in italics indicate the base number of FP17s or Patient Questionnaire responses are less than 100. N/A is shown where the base number of responses is less than 10 during the period. % is calculated as Quantity/Base number*100

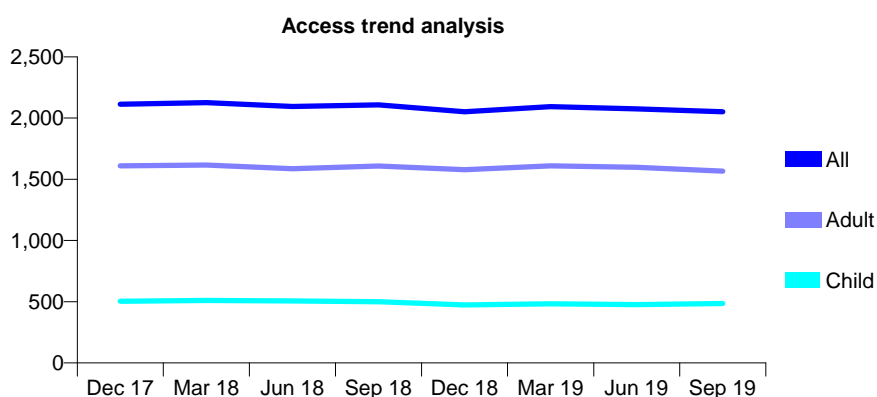
Q61 - Vital Signs At a Glance Contract Report for 250279/0004 - September 2019

Name or company name	MR S OLUBUNMI-OKE
Contract type name	GDS Contract
Purpose of contract	General
Contract start date	01/06/2014
Contract end date	

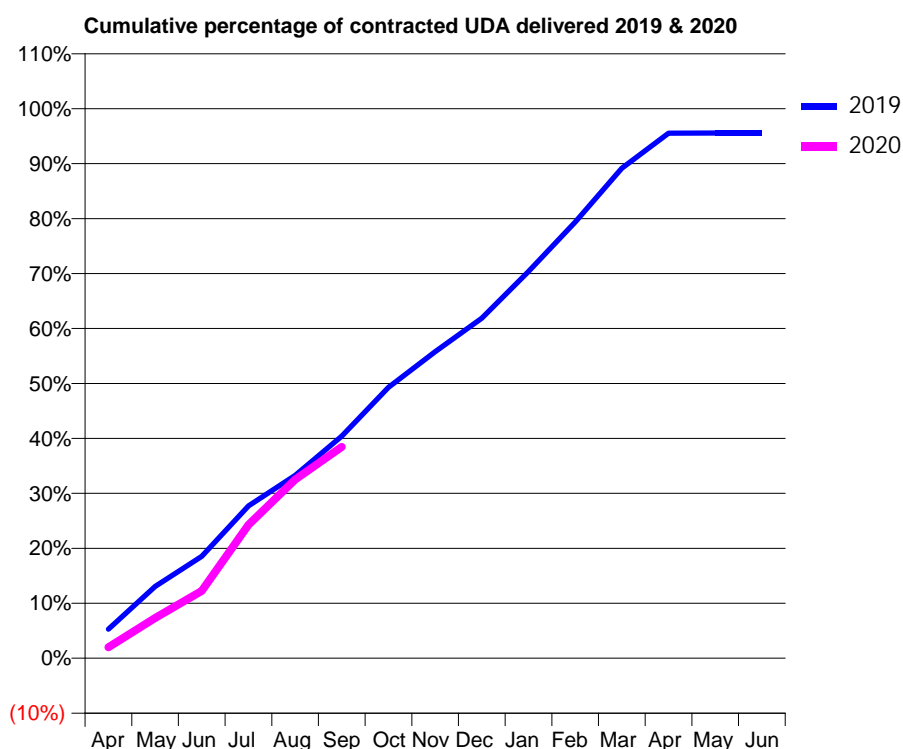
19/20 Contracted general activity (UDA)	9,194
Carry forward general activity (UDA)	0
19/20 Contracted orthodontic activity (UOA)	0
Carry forward orthodontic activity (UOA)	0
Baseline contract value	£293,609.06

ACCESS*

Patients seen in 24 months	Total	Change since previous quarter
Quarter ending September 2018	2,108	
Quarter ending December 2018	2,052	↓
Quarter ending March 2019	2,093	→
Quarter ending June 2019	2,075	→
Quarter ending September 2019	2,052	↓
Variance since September 2018	(2.7%)	↓



ACTIVITY



Month	2019	2020
April	488	185
May	1,201	672
June	1,707	1,126
July	2,550	2,233
August	3,060	2,990
September	3,717	3,535
October	4,532	
November	5,128	
December	5,688	
January	6,470	
February	7,298	
March	8,196	
April	8,783	
May	8,784	
June	8,784	

QUALITY

	Quantity	Base Number	Contract	AT	Region	England
% of FP17s for the same patient ID Re-attending within 3 months - Children	31	280	11.1%	11.1%	12.0%	11.5%
% of FP17s for the same patient ID Re-attending within 3 months - Adults	130	778	16.7%	16.6%	17.2%	15.4%
% of FP17s for the same patient ID Re-attending between 3 & 9 months - Children	140	280	50.0%	45.5%	49.4%	59.7%
% of FP17s for the same patient ID Re-attending between 3 & 9 months - Adults	258	778	33.2%	37.1%	39.2%	51.7%
% of FP17s for Band 1 Urgent Courses	67	937	7.2%	11.3%	11.0%	9.2%
% of FP17s Relating to Free Repair or Replacements	11	937	1.2%	0.5%	0.5%	0.7%
% of FP17s Relating to Continuations	3	937	0.3%	0.7%	0.7%	0.8%
% of Patients satisfied with the dentistry they have received	2	2	N/A	91.5%	90.9%	93.5%
% of Patients satisfied with the time they had to wait for an appointment	2	2	N/A	80.9%	83.7%	87.4%

* This is based on patients treated on this contract for their most recent course of treatment.

Figures in italics indicate the base number of FP17s or Patient Questionnaire responses are less than 100. N/A is shown where the base number of responses is less than 10 during the period. % is calculated as Quantity/Base number*100

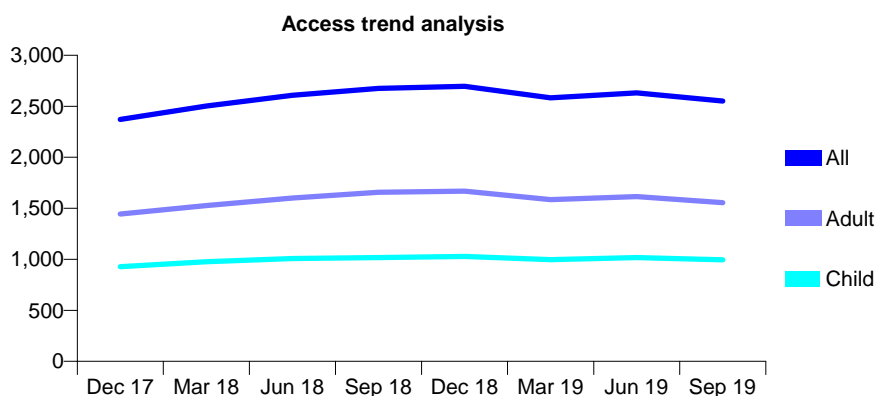
Q61 - Vital Signs At a Glance Contract Report for 250643/0001 - September 2019

Name or company name	MISS SY BHUIYAN
Contract type name	GDS Contract
Purpose of contract	General and Orthodontic
Contract start date	01/06/2015
Contract end date	

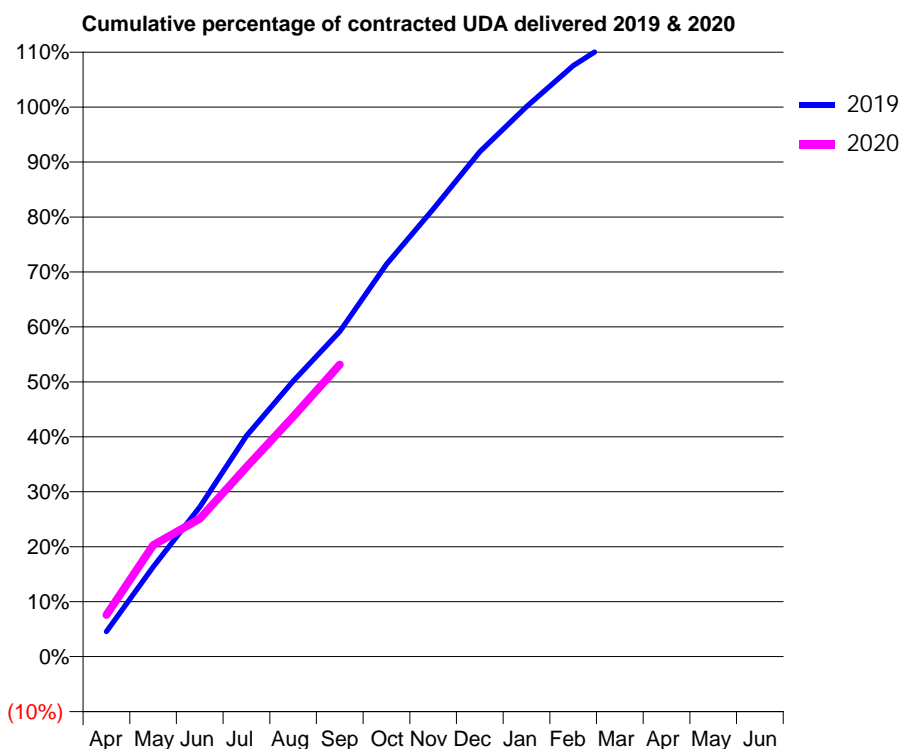
19/20 Contracted general activity (UDA)	5,300
Carry forward general activity (UDA)	-106
19/20 Contracted orthodontic activity (UOA)	6,850
Carry forward orthodontic activity (UOA)	-137
Baseline contract value	£738,448.47

ACCESS*

Patients seen in 24 months	Total	Change since previous quarter
Quarter ending September 2018	2,675	
Quarter ending December 2018	2,696	→
Quarter ending March 2019	2,582	↓
Quarter ending June 2019	2,632	→
Quarter ending September 2019	2,551	↓
Variance since September 2018	(4.6%)	↓



ACTIVITY



Month	Adjusted Scheduled Activity (UDA)	
	2019	2020
April	242	402
May	865	1,074
June	1,443	1,329
July	2,129	1,828
August	2,658	2,314
September	3,137	2,817
October	3,784	
November	4,316	
December	4,869	
January	5,304	
February	5,699	
March	5,987	
April	6,226	
May	6,234	
June	6,234	

QUALITY

	Quantity	Base Number	Contract	AT	Region	England
% of FP17s for the same patient ID Re-attending within 3 months - Children	63	733	8.6%	11.1%	12.0%	11.5%
% of FP17s for the same patient ID Re-attending within 3 months - Adults	88	826	10.7%	16.6%	17.2%	15.4%
% of FP17s for the same patient ID Re-attending between 3 & 9 months - Children	237	733	32.3%	45.5%	49.4%	59.7%
% of FP17s for the same patient ID Re-attending between 3 & 9 months - Adults	203	826	24.6%	37.1%	39.2%	51.7%
% of FP17s for Band 1 Urgent Courses	78	1,232	6.3%	11.3%	11.0%	9.2%
% of FP17s Relating to Free Repair or Replacements	5	1,232	0.4%	0.5%	0.5%	0.7%
% of FP17s Relating to Continuations	0	1,232	0.0%	0.7%	0.7%	0.8%
% of Patients satisfied with the dentistry they have received	0	0	N/A	91.5%	90.9%	93.5%
% of Patients satisfied with the time they had to wait for an appointment	0	0	N/A	80.9%	83.7%	87.4%

* This is based on patients treated on this contract for their most recent course of treatment. Figures in italics indicate the base number of FP17s or Patient Questionnaire responses are less than 100. N/A is shown where the base number of responses is less than 10 during the period. % is calculated as Quantity/Base number*100

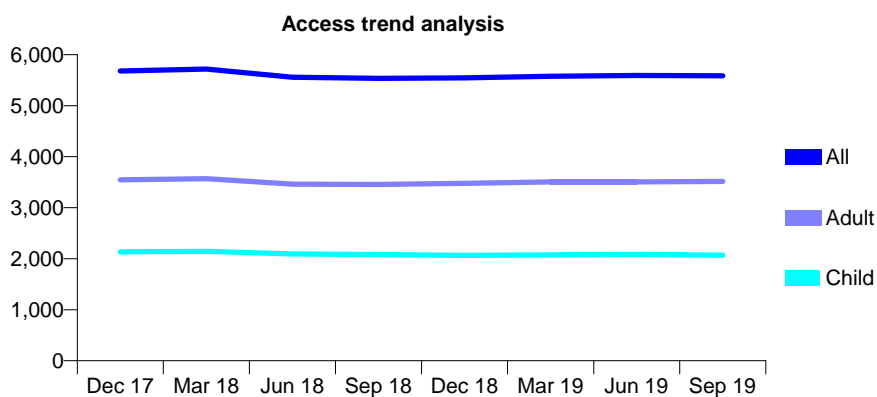
Q61 - Vital Signs At a Glance Contract Report for 250678/0001 - September 2019

Name or company name	MR GS COHEN
Contract type name	GDS Contract
Purpose of contract	General
Contract start date	01/04/2006
Contract end date	

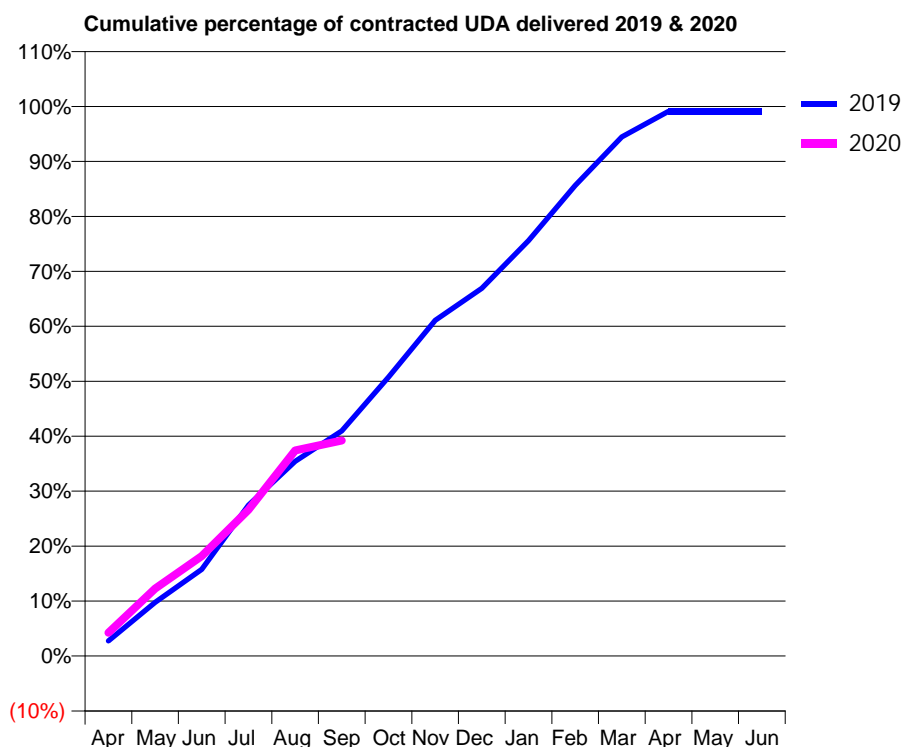
19/20 Contracted general activity (UDA)	12,460
Carry forward general activity (UDA)	110
19/20 Contracted orthodontic activity (UOA)	0
Carry forward orthodontic activity (UOA)	0
Baseline contract value	£326,554.74

ACCESS*

Patients seen in 24 months	Total	Change since previous quarter
Quarter ending September 2018	5,536	
Quarter ending December 2018	5,545	→
Quarter ending March 2019	5,579	→
Quarter ending June 2019	5,591	→
Quarter ending September 2019	5,586	→
Variance since September 2018	0.9%	→



ACTIVITY



Month	Adjusted Scheduled Activity (UDA)	
	2019	2020
April	342	527
May	1,217	1,527
June	1,967	2,265
July	3,421	3,317
August	4,415	4,661
September	5,102	4,885
October	6,325	
November	7,613	
December	8,338	
January	9,418	
February	10,668	
March	11,770	
April	12,350	
May	12,350	
June	12,350	

QUALITY

	Quantity	Base Number	Contract	AT	Region	England
% of FP17s for the same patient ID Re-attending within 3 months - Children	86	1,139	7.6%	11.1%	12.0%	11.5%
% of FP17s for the same patient ID Re-attending within 3 months - Adults	248	1,727	14.4%	16.6%	17.2%	15.4%
% of FP17s for the same patient ID Re-attending between 3 & 9 months - Children	360	1,139	31.6%	45.5%	49.4%	59.7%
% of FP17s for the same patient ID Re-attending between 3 & 9 months - Adults	621	1,727	36.0%	37.1%	39.2%	51.7%
% of FP17s for Band 1 Urgent Courses	321	2,659	12.1%	11.3%	11.0%	9.2%
% of FP17s Relating to Free Repair or Replacements	6	2,659	0.2%	0.5%	0.5%	0.7%
% of FP17s Relating to Continuations	12	2,659	0.5%	0.7%	0.7%	0.8%
% of Patients satisfied with the dentistry they have received	0	0	N/A	91.5%	90.9%	93.5%
% of Patients satisfied with the time they had to wait for an appointment	0	0	N/A	80.9%	83.7%	87.4%

* This is based on patients treated on this contract for their most recent course of treatment. Figures in italics indicate the base number of FP17s or Patient Questionnaire responses are less than 100. N/A is shown where the base number of responses is less than 10 during the period. % is calculated as Quantity/Base number*100

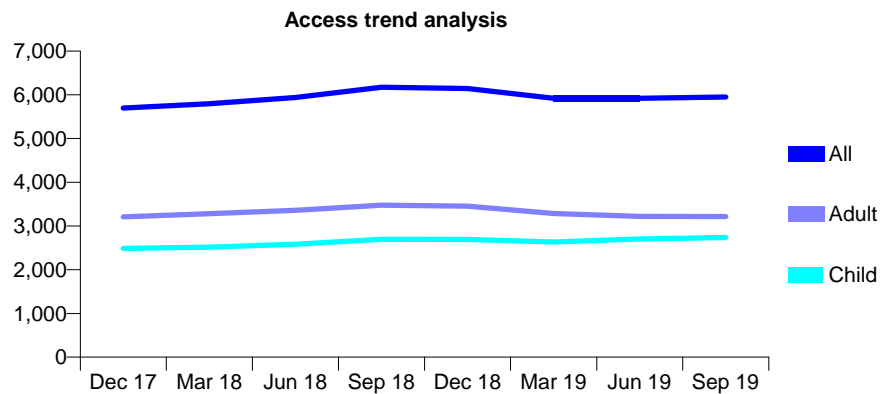
Q61 - Vital Signs At a Glance Contract Report for 250805/0001 - September 2019

Name or company name	Mrs A Chagger and Mr S Chagger
Contract type name	GDS Contract
Purpose of contract	General
Contract start date	01/04/2006
Contract end date	

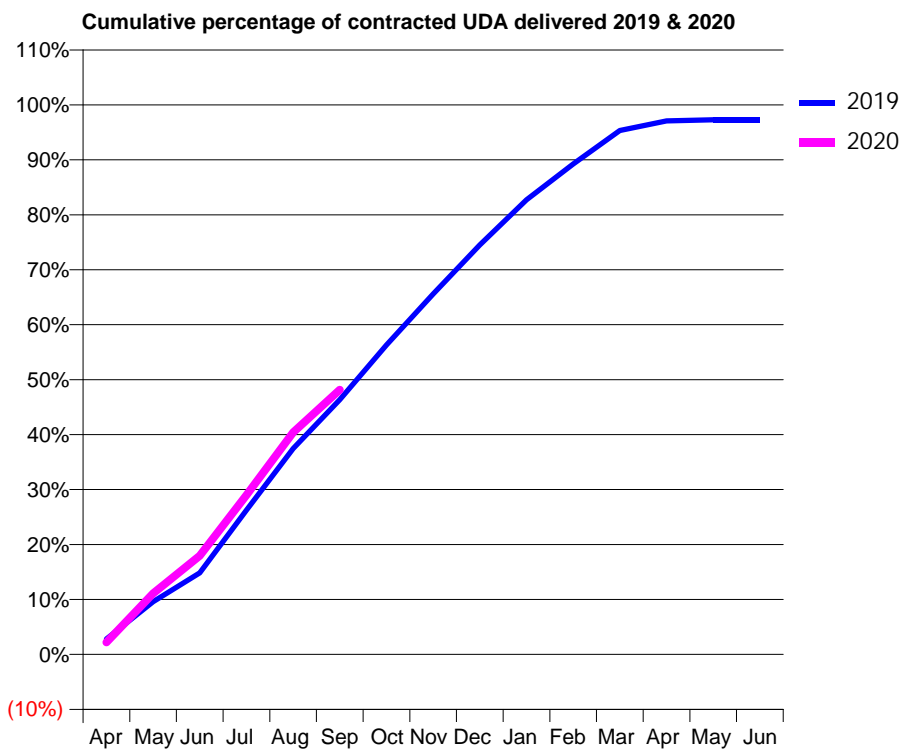
19/20 Contracted general activity (UDA)	20,606
Carry forward general activity (UDA)	563
19/20 Contracted orthodontic activity (UOA)	0
Carry forward orthodontic activity (UOA)	0
Baseline contract value	£604,300.56

ACCESS*

Patients seen in 24 months	Total	Change since previous quarter
Quarter ending September 2018	6,173	
Quarter ending December 2018	6,145	→
Quarter ending March 2019	5,923	↓
Quarter ending June 2019	5,922	→
Quarter ending September 2019	5,950	→
Variance since September 2018	(3.6%)	↓



ACTIVITY



Month	2019	2020
April	579	451
May	1,976	2,294
June	3,056	3,698
July	5,409	5,973
August	7,716	8,328
September	9,547	9,925
October	11,602	
November	13,519	
December	15,356	
January	17,042	
February	18,390	
March	19,646	
April	20,002	
May	20,043	
June	20,043	

QUALITY

	Quantity	Base Number	Contract	AT	Region	England
% of FP17s for the same patient ID Re-attending within 3 months - Children	106	1,677	6.3%	11.1%	12.0%	11.5%
% of FP17s for the same patient ID Re-attending within 3 months - Adults	215	1,641	13.1%	16.6%	17.2%	15.4%
% of FP17s for the same patient ID Re-attending between 3 & 9 months - Children	684	1,677	40.8%	45.5%	49.4%	59.7%
% of FP17s for the same patient ID Re-attending between 3 & 9 months - Adults	557	1,641	33.9%	37.1%	39.2%	51.7%
% of FP17s for Band 1 Urgent Courses	272	3,183	8.5%	11.3%	11.0%	9.2%
% of FP17s Relating to Free Repair or Replacements	1	3,183	0.0%	0.5%	0.5%	0.7%
% of FP17s Relating to Continuations	0	3,183	0.0%	0.7%	0.7%	0.8%
% of Patients satisfied with the dentistry they have received	0	0	N/A	91.5%	90.9%	93.5%
% of Patients satisfied with the time they had to wait for an appointment	0	0	N/A	80.9%	83.7%	87.4%

* This is based on patients treated on this contract for their most recent course of treatment. Figures in italics indicate the base number of FP17s or Patient Questionnaire responses are less than 100. N/A is shown where the base number of responses is less than 10 during the period. % is calculated as Quantity/Base number*100

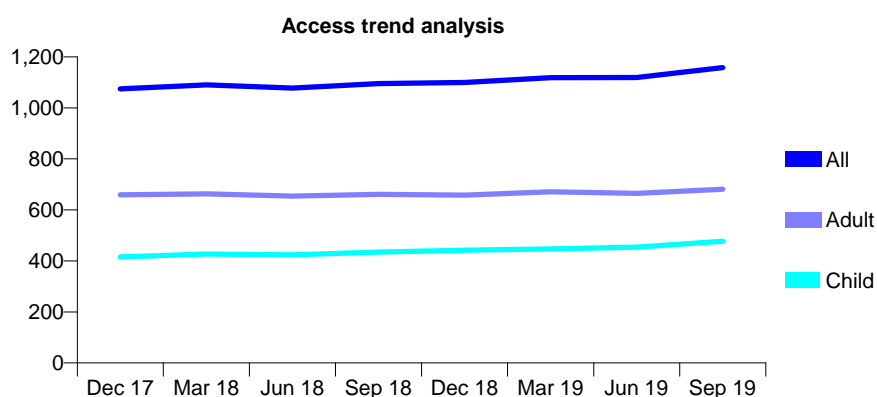
Q61 - Vital Signs At a Glance Contract Report for 250805/0004 - September 2019

Name or company name	MRS A CHAGGER
Contract type name	GDS Contract
Purpose of contract	General
Contract start date	01/02/2011
Contract end date	

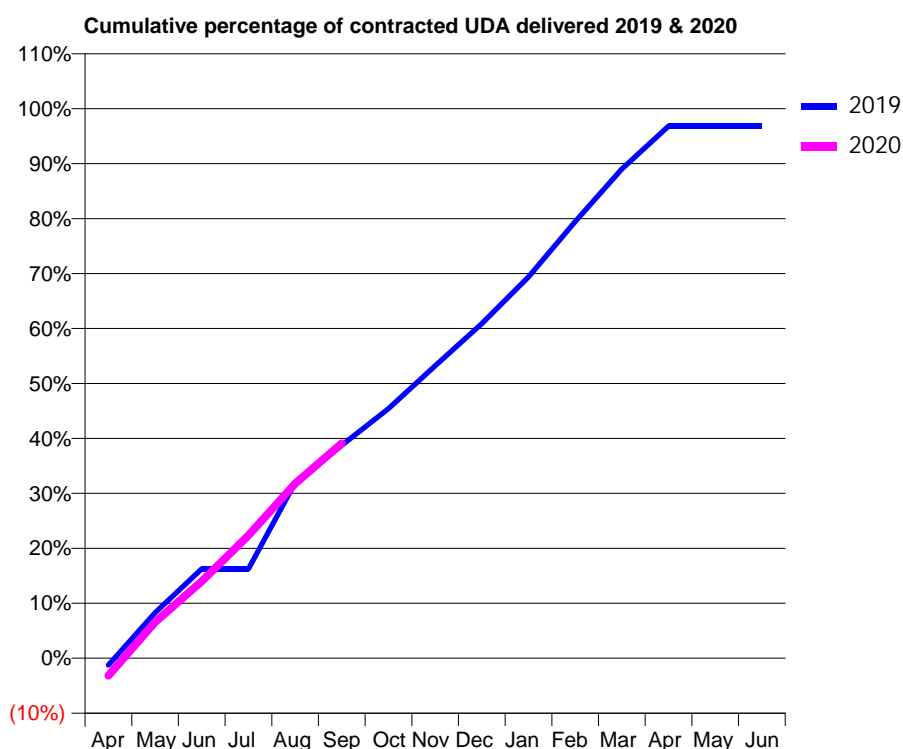
19/20 Contracted general activity (UDA)	3,369
Carry forward general activity (UDA)	107
19/20 Contracted orthodontic activity (UOA)	0
Carry forward orthodontic activity (UOA)	0
Baseline contract value	£106,668.95

ACCESS*

Patients seen in 24 months	Total	Change since previous quarter
Quarter ending September 2018	1,095	
Quarter ending December 2018	1,100	→
Quarter ending March 2019	1,118	→
Quarter ending June 2019	1,119	→
Quarter ending September 2019	1,158	↑
Variance since September 2018	5.8%	↑



ACTIVITY



Adjusted Scheduled Activity (UDA)		
Month	2019	2020
April	-42	-107
May	279	221
June	548	472
July	548	753
August	1,077	1,070
September	1,305	1,317
October	1,530	
November	1,793	
December	2,051	
January	2,338	
February	2,677	
March	2,998	
April	3,262	
May	3,262	
June	3,262	

QUALITY

	Quantity	Base Number	Contract	AT	Region	England
% of FP17s for the same patient ID Re-attending within 3 months - Children	13	390	3.3%	11.1%	12.0%	11.5%
% of FP17s for the same patient ID Re-attending within 3 months - Adults	52	527	9.9%	16.6%	17.2%	15.4%
% of FP17s for the same patient ID Re-attending between 3 & 9 months - Children	244	390	62.6%	45.5%	49.4%	59.7%
% of FP17s for the same patient ID Re-attending between 3 & 9 months - Adults	328	527	62.2%	37.1%	39.2%	51.7%
% of FP17s for Band 1 Urgent Courses	37	821	4.5%	11.3%	11.0%	9.2%
% of FP17s Relating to Free Repair or Replacements	0	821	0.0%	0.5%	0.5%	0.7%
% of FP17s Relating to Continuations	2	821	0.2%	0.7%	0.7%	0.8%
% of Patients satisfied with the dentistry they have received	0	0	N/A	91.5%	90.9%	93.5%
% of Patients satisfied with the time they had to wait for an appointment	0	0	N/A	80.9%	83.7%	87.4%

* This is based on patients treated on this contract for their most recent course of treatment.

Figures in italics indicate the base number of FP17s or Patient Questionnaire responses are less than 100. N/A is shown where the base number of responses is less than 10 during the period. % is calculated as Quantity/Base number*100

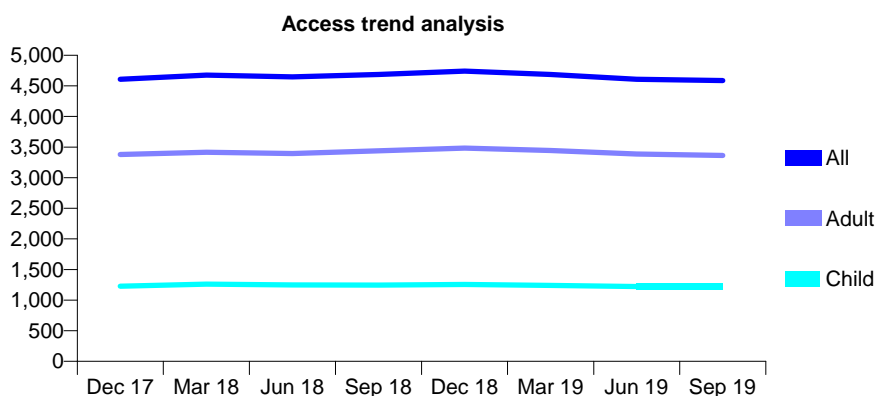
Q61 - Vital Signs At a Glance Contract Report for 251348/0001 - September 2019

Name or company name	Quex Dental Care Partnership
Contract type name	GDS Contract
Purpose of contract	General
Contract start date	01/04/2006
Contract end date	

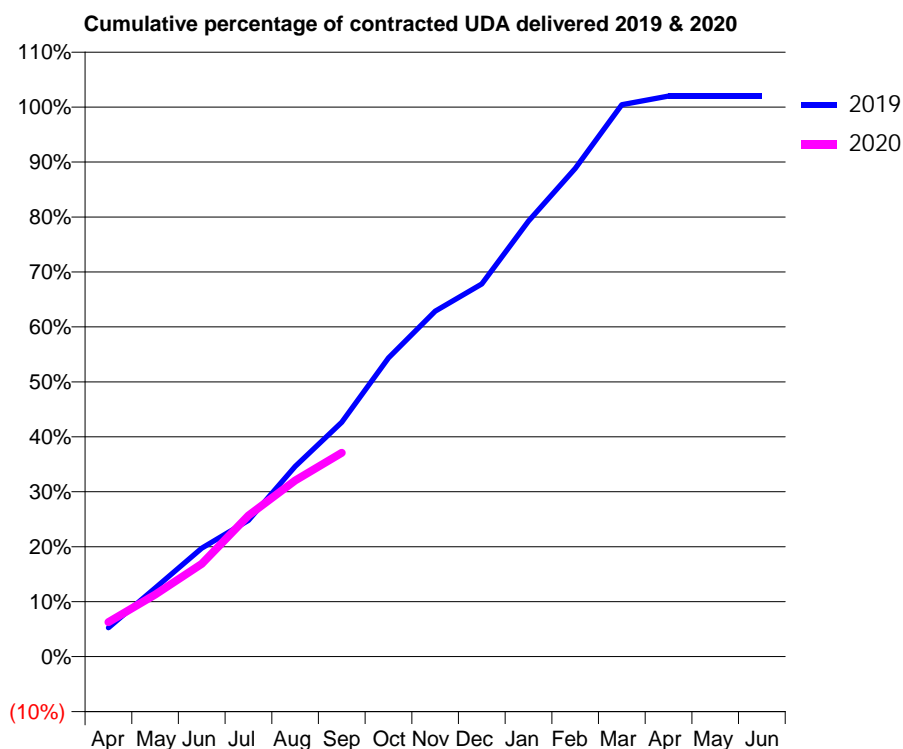
19/20 Contracted general activity (UDA)	15,139
Carry forward general activity (UDA)	-302
19/20 Contracted orthodontic activity (UOA)	0
Carry forward orthodontic activity (UOA)	0
Baseline contract value	£403,558.48

ACCESS*

Patients seen in 24 months	Total	Change since previous quarter
Quarter ending September 2018	4,685	
Quarter ending December 2018	4,742	→
Quarter ending March 2019	4,686	↓
Quarter ending June 2019	4,609	↓
Quarter ending September 2019	4,587	→
Variance since September 2018	(2.1%)	↓



ACTIVITY



Month	Adjusted Scheduled Activity (UDA)	
	2019	2020
April	794	951
May	1,891	1,709
June	2,987	2,556
July	3,753	3,883
August	5,240	4,852
September	6,458	5,614
October	8,230	
November	9,516	
December	10,266	
January	12,000	
February	13,448	
March	15,205	
April	15,442	
May	15,442	
June	15,442	

QUALITY

	Quantity	Base Number	Contract	AT	Region	England
% of FP17s for the same patient ID Re-attending within 3 months - Children	45	616	7.3%	11.1%	12.0%	11.5%
% of FP17s for the same patient ID Re-attending within 3 months - Adults	219	1,411	15.5%	16.6%	17.2%	15.4%
% of FP17s for the same patient ID Re-attending between 3 & 9 months - Children	258	616	41.9%	45.5%	49.4%	59.7%
% of FP17s for the same patient ID Re-attending between 3 & 9 months - Adults	425	1,411	30.1%	37.1%	39.2%	51.7%
% of FP17s for Band 1 Urgent Courses	282	1,966	14.3%	11.3%	11.0%	9.2%
% of FP17s Relating to Free Repair or Replacements	14	1,966	0.7%	0.5%	0.5%	0.7%
% of FP17s Relating to Continuations	7	1,966	0.4%	0.7%	0.7%	0.8%
% of Patients satisfied with the dentistry they have received	0	0	N/A	91.5%	90.9%	93.5%
% of Patients satisfied with the time they had to wait for an appointment	0	0	N/A	80.9%	83.7%	87.4%

* This is based on patients treated on this contract for their most recent course of treatment. Figures in italics indicate the base number of FP17s or Patient Questionnaire responses are less than 100. N/A is shown where the base number of responses is less than 10 during the period. % is calculated as Quantity/Base number*100

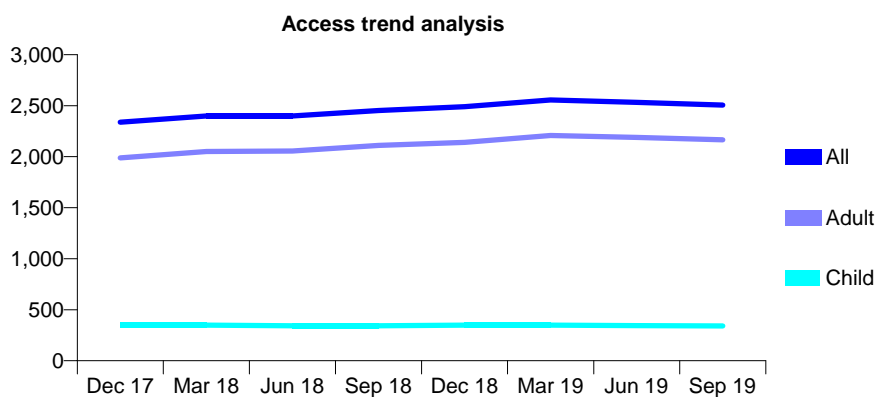
Q61 - Vital Signs At a Glance Contract Report for 256722/0001 - September 2019

Name or company name	MR S PATEL
Contract type name	GDS Contract
Purpose of contract	General
Contract start date	01/04/2006
Contract end date	

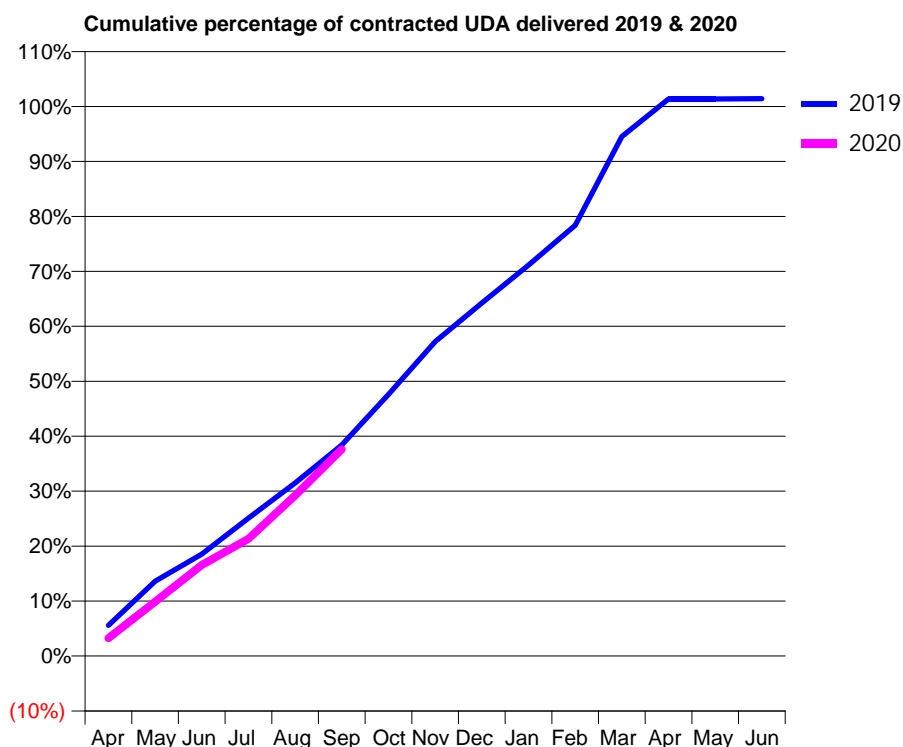
19/20 Contracted general activity (UDA)	4,834
Carry forward general activity (UDA)	0
19/20 Contracted orthodontic activity (UOA)	0
Carry forward orthodontic activity (UOA)	0
Baseline contract value	£176,626.38

ACCESS*

Patients seen in 24 months	Total	Change since previous quarter
Quarter ending September 2018	2,453	
Quarter ending December 2018	2,490	→
Quarter ending March 2019	2,556	↑
Quarter ending June 2019	2,533	→
Quarter ending September 2019	2,506	↓
Variance since September 2018	2.2%	↑



ACTIVITY



Month	Adjusted Scheduled Activity (UDA)	
	2019	2020
April	269	156
May	658	478
June	897	801
July	1,213	1,032
August	1,522	1,413
September	1,856	1,817
October	2,301	
November	2,766	
December	3,105	
January	3,439	
February	3,789	
March	4,569	
April	4,899	
May	4,899	
June	4,903	

QUALITY

	Quantity	Base Number	Contract	AT	Region	England
% of FP17s for the same patient ID Re-attending within 3 months - Children	18	197	9.1%	11.1%	12.0%	11.5%
% of FP17s for the same patient ID Re-attending within 3 months - Adults	119	1,050	11.3%	16.6%	17.2%	15.4%
% of FP17s for the same patient ID Re-attending between 3 & 9 months - Children	102	197	51.8%	45.5%	49.4%	59.7%
% of FP17s for the same patient ID Re-attending between 3 & 9 months - Adults	433	1,050	41.2%	37.1%	39.2%	51.7%
% of FP17s for Band 1 Urgent Courses	62	850	7.3%	11.3%	11.0%	9.2%
% of FP17s Relating to Free Repair or Replacements	6	850	0.7%	0.5%	0.5%	0.7%
% of FP17s Relating to Continuations	0	850	0.0%	0.7%	0.7%	0.8%
% of Patients satisfied with the dentistry they have received	0	0	N/A	91.5%	90.9%	93.5%
% of Patients satisfied with the time they had to wait for an appointment	0	0	N/A	80.9%	83.7%	87.4%

* This is based on patients treated on this contract for their most recent course of treatment. Figures in italics indicate the base number of FP17s or Patient Questionnaire responses are less than 100. N/A is shown where the base number of responses is less than 10 during the period. % is calculated as Quantity/Base number*100

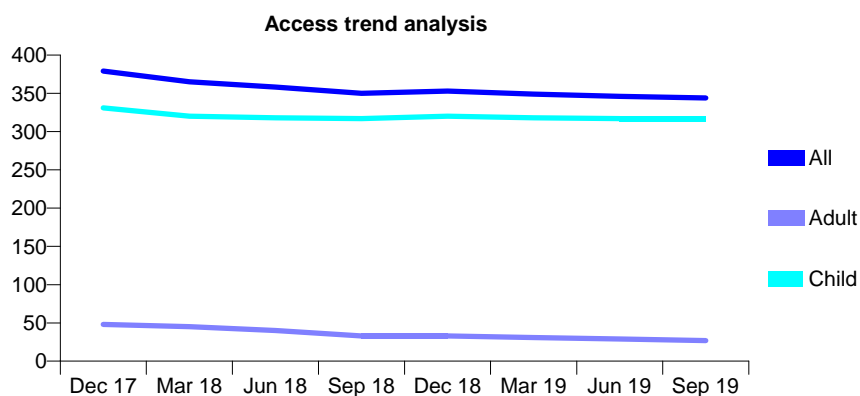
Q61 - Vital Signs At a Glance Contract Report for 256951/0001 - September 2019

Name or company name	MR I DAVIS
Contract type name	GDS Contract
Purpose of contract	General
Contract start date	01/04/2006
Contract end date	

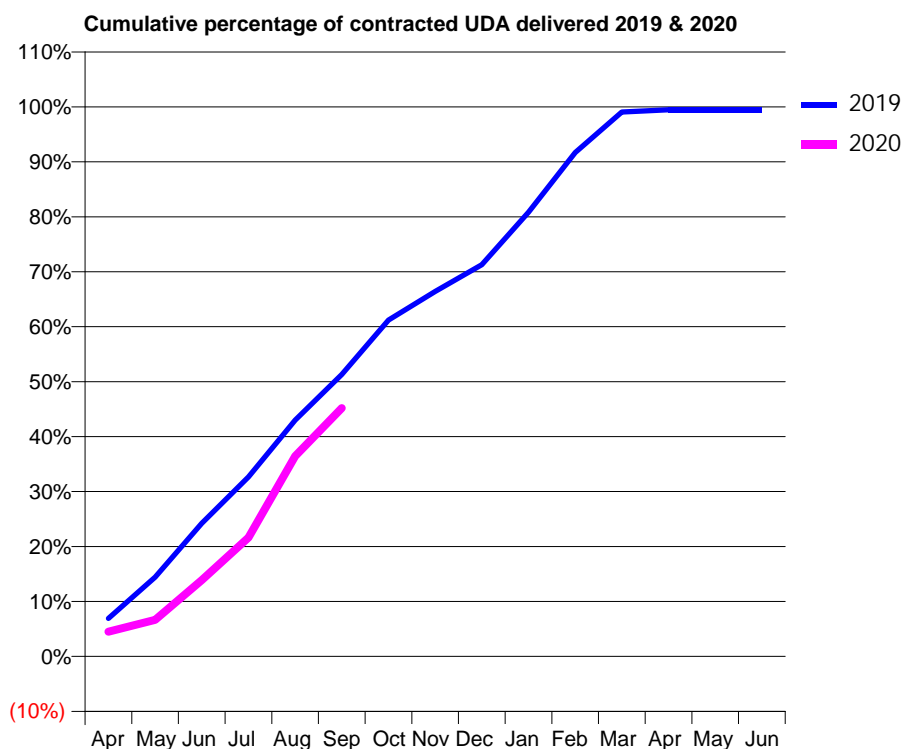
19/20 Contracted general activity (UDA)	735
Carry forward general activity (UDA)	4
19/20 Contracted orthodontic activity (UOA)	0
Carry forward orthodontic activity (UOA)	0
Baseline contract value	£18,044.14

ACCESS*

Patients seen in 24 months	Total	Change since previous quarter
Quarter ending September 2018	350	
Quarter ending December 2018	353	→
Quarter ending March 2019	349	↓
Quarter ending June 2019	346	→
Quarter ending September 2019	344	→
Variance since September 2018	(1.7%)	↓



ACTIVITY



Month	2019	2020
April	51	33
May	106	49
June	178	102
July	240	159
August	316	268
September	377	332
October	450	
November	488	
December	524	
January	594	
February	674	
March	728	
April	731	
May	731	
June	731	

QUALITY

	Quantity	Base Number	Contract	AT	Region	England
% of FP17s for the same patient ID Re-attending within 3 months - Children	5	170	2.9%	11.1%	12.0%	11.5%
% of FP17s for the same patient ID Re-attending within 3 months - Adults	0	5	0.0%	16.6%	17.2%	15.4%
% of FP17s for the same patient ID Re-attending between 3 & 9 months - Children	78	170	45.9%	45.5%	49.4%	59.7%
% of FP17s for the same patient ID Re-attending between 3 & 9 months - Adults	1	5	20.0%	37.1%	39.2%	51.7%
% of FP17s for Band 1 Urgent Courses	0	173	0.0%	11.3%	11.0%	9.2%
% of FP17s Relating to Free Repair or Replacements	0	173	0.0%	0.5%	0.5%	0.7%
% of FP17s Relating to Continuations	0	173	0.0%	0.7%	0.7%	0.8%
% of Patients satisfied with the dentistry they have received	0	0	N/A	91.5%	90.9%	93.5%
% of Patients satisfied with the time they had to wait for an appointment	0	0	N/A	80.9%	83.7%	87.4%

* This is based on patients treated on this contract for their most recent course of treatment. Figures in italics indicate the base number of FP17s or Patient Questionnaire responses are less than 100. N/A is shown where the base number of responses is less than 10 during the period. % is calculated as Quantity/Base number*100

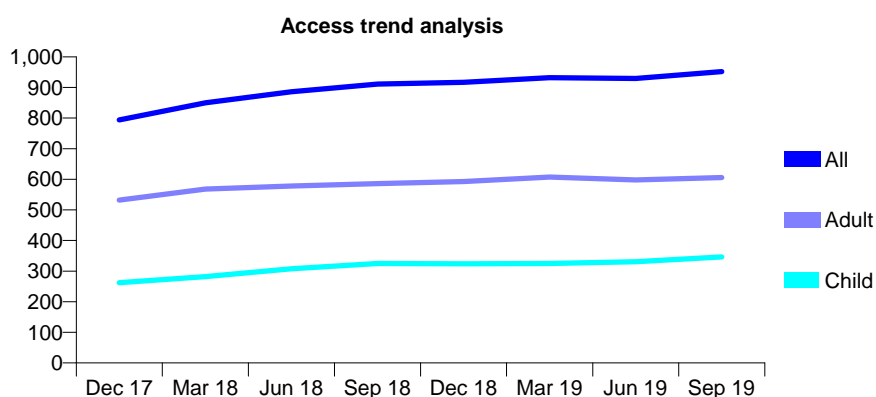
Q61 - Vital Signs At a Glance Contract Report for 258016/0001 - September 2019

Name or company name	MR L KHALILIBEGLOO
Contract type name	GDS Contract
Purpose of contract	General
Contract start date	01/04/2006
Contract end date	

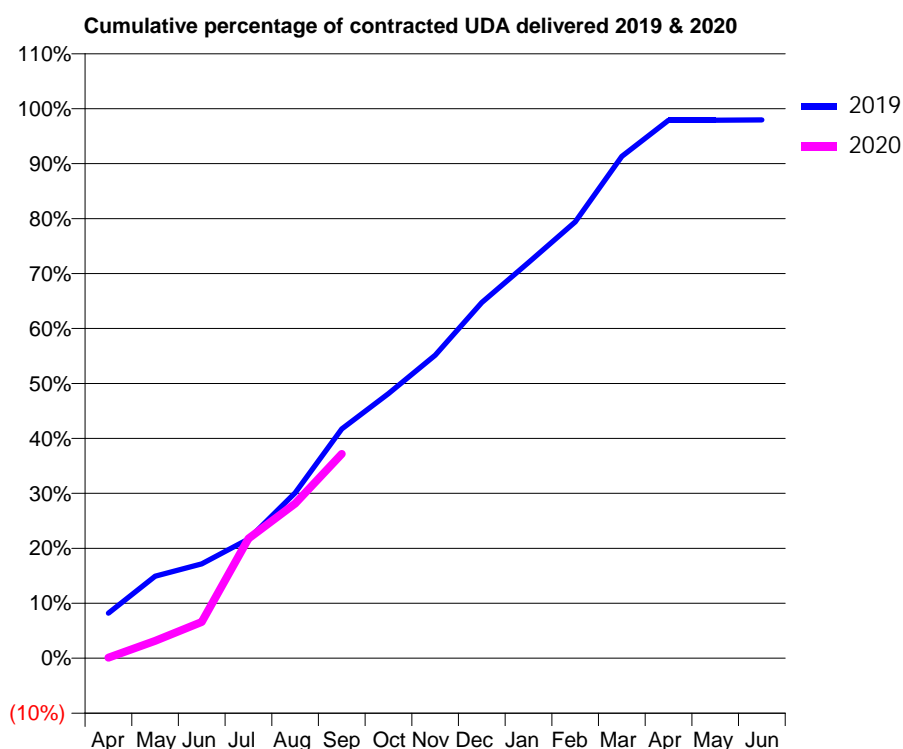
19/20 Contracted general activity (UDA)	1,900
Carry forward general activity (UDA)	39
19/20 Contracted orthodontic activity (UOA)	0
Carry forward orthodontic activity (UOA)	0
Baseline contract value	£62,567.81

ACCESS*

Patients seen in 24 months	Total	Change since previous quarter
Quarter ending September 2018	911	
Quarter ending December 2018	917	→
Quarter ending March 2019	932	→
Quarter ending June 2019	929	→
Quarter ending September 2019	952	↑
Variance since September 2018	4.5%	↑



ACTIVITY



Month	2019	2020
April	156	2
May	284	60
June	326	125
July	412	414
August	572	535
September	793	706
October	915	
November	1,048	
December	1,230	
January	1,368	
February	1,509	
March	1,735	
April	1,860	
May	1,860	
June	1,861	

QUALITY

	Quantity	Base Number	Contract	AT	Region	England
% of FP17s for the same patient ID Re-attending within 3 months - Children	3	151	2.0%	11.1%	12.0%	11.5%
% of FP17s for the same patient ID Re-attending within 3 months - Adults	5	238	2.1%	16.6%	17.2%	15.4%
% of FP17s for the same patient ID Re-attending between 3 & 9 months - Children	39	151	25.8%	45.5%	49.4%	59.7%
% of FP17s for the same patient ID Re-attending between 3 & 9 months - Adults	68	238	28.6%	37.1%	39.2%	51.7%
% of FP17s for Band 1 Urgent Courses	0	336	0.0%	11.3%	11.0%	9.2%
% of FP17s Relating to Free Repair or Replacements	0	336	0.0%	0.5%	0.5%	0.7%
% of FP17s Relating to Continuations	3	336	0.9%	0.7%	0.7%	0.8%
% of Patients satisfied with the dentistry they have received	0	0	N/A	91.5%	90.9%	93.5%
% of Patients satisfied with the time they had to wait for an appointment	0	0	N/A	80.9%	83.7%	87.4%

* This is based on patients treated on this contract for their most recent course of treatment.

Figures in italics indicate the base number of FP17s or Patient Questionnaire responses are less than 100. N/A is shown where the base number of responses is less than 10 during the period. % is calculated as Quantity/Base number*100

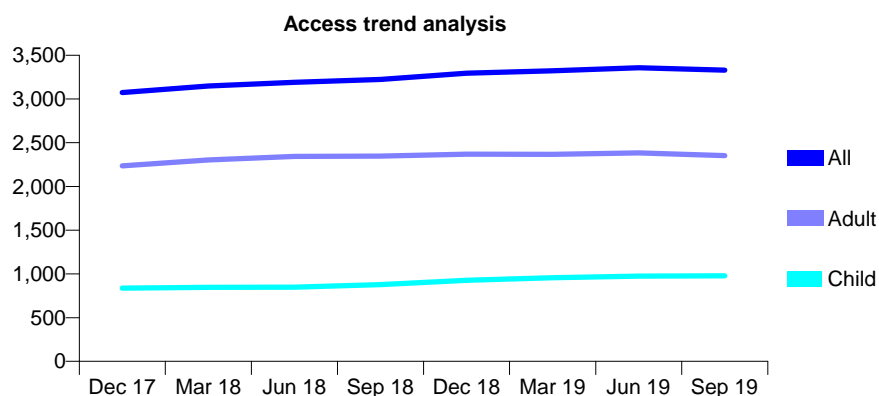
Q61 - Vital Signs At a Glance Contract Report for 269824/0001 - September 2019

Name or company name	MR A SHARMA
Contract type name	GDS Contract
Purpose of contract	General
Contract start date	01/01/2016
Contract end date	

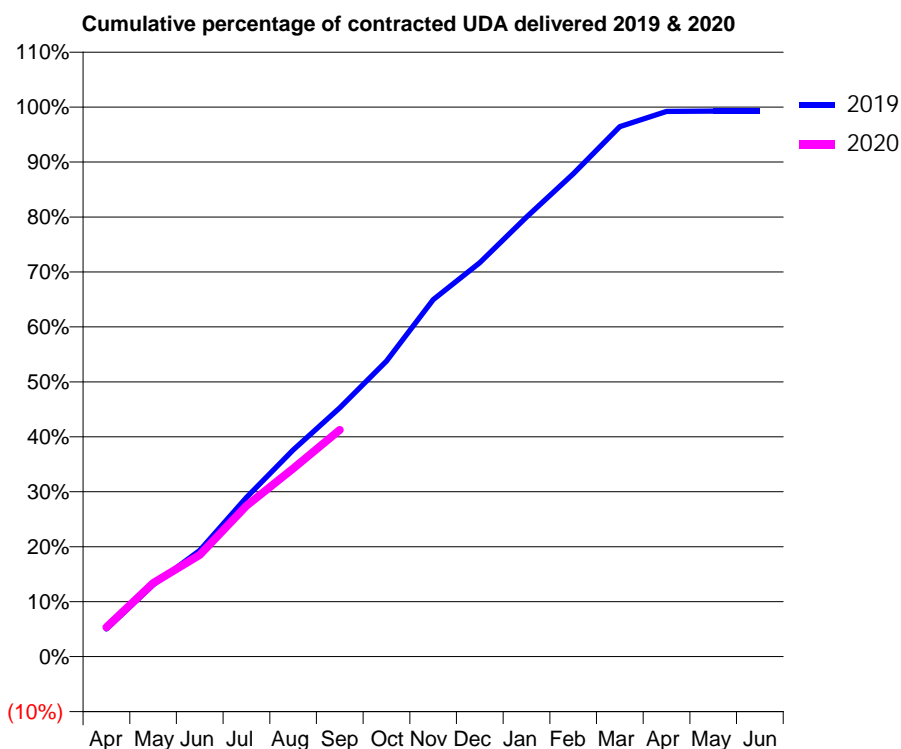
19/20 Contracted general activity (UDA)	8,143
Carry forward general activity (UDA)	59
19/20 Contracted orthodontic activity (UOA)	0
Carry forward orthodontic activity (UOA)	0
Baseline contract value	£220,687.40

ACCESS*

Patients seen in 24 months	Total	Change since previous quarter
Quarter ending September 2018	3,223	
Quarter ending December 2018	3,295	↑
Quarter ending March 2019	3,322	→
Quarter ending June 2019	3,358	→
Quarter ending September 2019	3,330	→
Variance since September 2018	3.3%	↑



ACTIVITY



Month	Adjusted Scheduled Activity (UDA)	
	2019	2020
April	411	436
May	1,064	1,090
June	1,574	1,506
July	2,359	2,236
August	3,064	2,788
September	3,687	3,358
October	4,378	
November	5,289	
December	5,838	
January	6,515	
February	7,153	
March	7,853	
April	8,077	
May	8,083	
June	8,083	

QUALITY

	Quantity	Base Number	Contract	AT	Region	England
% of FP17s for the same patient ID Re-attending within 3 months - Children	49	721	6.8%	11.1%	12.0%	11.5%
% of FP17s for the same patient ID Re-attending within 3 months - Adults	175	1,388	12.6%	16.6%	17.2%	15.4%
% of FP17s for the same patient ID Re-attending between 3 & 9 months - Children	436	721	60.5%	45.5%	49.4%	59.7%
% of FP17s for the same patient ID Re-attending between 3 & 9 months - Adults	687	1,388	49.5%	37.1%	39.2%	51.7%
% of FP17s for Band 1 Urgent Courses	182	1,966	9.3%	11.3%	11.0%	9.2%
% of FP17s Relating to Free Repair or Replacements	6	1,966	0.3%	0.5%	0.5%	0.7%
% of FP17s Relating to Continuations	0	1,966	0.0%	0.7%	0.7%	0.8%
% of Patients satisfied with the dentistry they have received	0	0	N/A	91.5%	90.9%	93.5%
% of Patients satisfied with the time they had to wait for an appointment	0	0	N/A	80.9%	83.7%	87.4%

* This is based on patients treated on this contract for their most recent course of treatment. Figures in italics indicate the base number of FP17s or Patient Questionnaire responses are less than 100. N/A is shown where the base number of responses is less than 10 during the period. % is calculated as Quantity/Base number*100

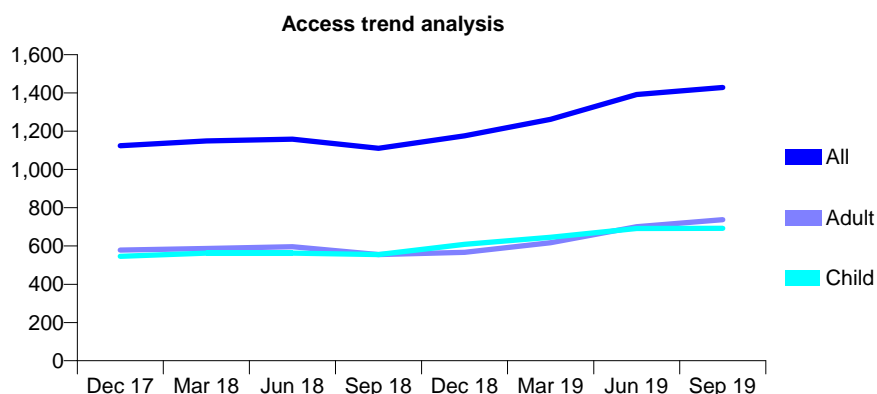
Q61 - Vital Signs At a Glance Contract Report for 270180/0001 - September 2019

Name or company name	MR SS SIHRA
Contract type name	GDS Contract
Purpose of contract	General
Contract start date	01/04/2006
Contract end date	

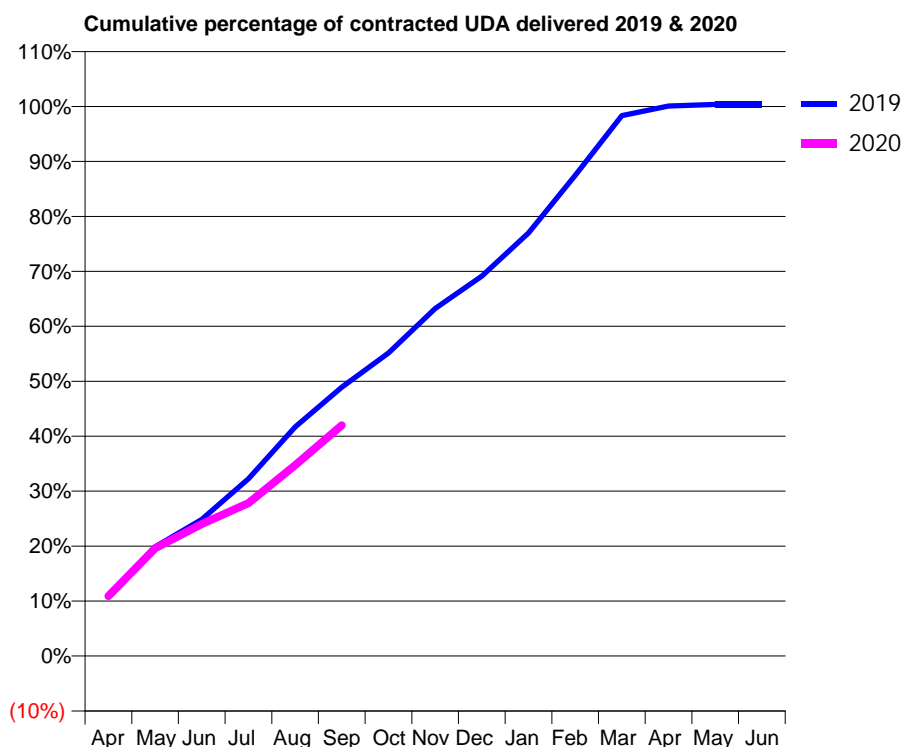
19/20 Contracted general activity (UDA)	4,009
Carry forward general activity (UDA)	-15
19/20 Contracted orthodontic activity (UOA)	0
Carry forward orthodontic activity (UOA)	0
Baseline contract value	£132,966.63

ACCESS*

Patients seen in 24 months	Total	Change since previous quarter
Quarter ending September 2018	1,110	
Quarter ending December 2018	1,176	↑
Quarter ending March 2019	1,262	↑
Quarter ending June 2019	1,392	↑
Quarter ending September 2019	1,429	↑
Variance since September 2018	28.7%	↑



ACTIVITY



Month	Adjusted Scheduled Activity (UDA)	
	2019	2020
April	434	437
May	797	787
June	996	963
July	1,294	1,115
August	1,671	1,392
September	1,961	1,683
October	2,211	
November	2,536	
December	2,771	
January	3,086	
February	3,506	
March	3,941	
April	4,011	
May	4,024	
June	4,024	

QUALITY

	Quantity	Base Number	Contract	AT	Region	England
% of FP17s for the same patient ID Re-attending within 3 months - Children	25	505	5.0%	11.1%	12.0%	11.5%
% of FP17s for the same patient ID Re-attending within 3 months - Adults	30	433	6.9%	16.6%	17.2%	15.4%
% of FP17s for the same patient ID Re-attending between 3 & 9 months - Children	268	505	53.1%	45.5%	49.4%	59.7%
% of FP17s for the same patient ID Re-attending between 3 & 9 months - Adults	128	433	29.6%	37.1%	39.2%	51.7%
% of FP17s for Band 1 Urgent Courses	1	600	0.2%	11.3%	11.0%	9.2%
% of FP17s Relating to Free Repair or Replacements	0	600	0.0%	0.5%	0.5%	0.7%
% of FP17s Relating to Continuations	13	600	2.2%	0.7%	0.7%	0.8%
% of Patients satisfied with the dentistry they have received	0	0	N/A	91.5%	90.9%	93.5%
% of Patients satisfied with the time they had to wait for an appointment	0	0	N/A	80.9%	83.7%	87.4%

* This is based on patients treated on this contract for their most recent course of treatment. Figures in italics indicate the base number of FP17s or Patient Questionnaire responses are less than 100. N/A is shown where the base number of responses is less than 10 during the period. % is calculated as Quantity/Base number*100

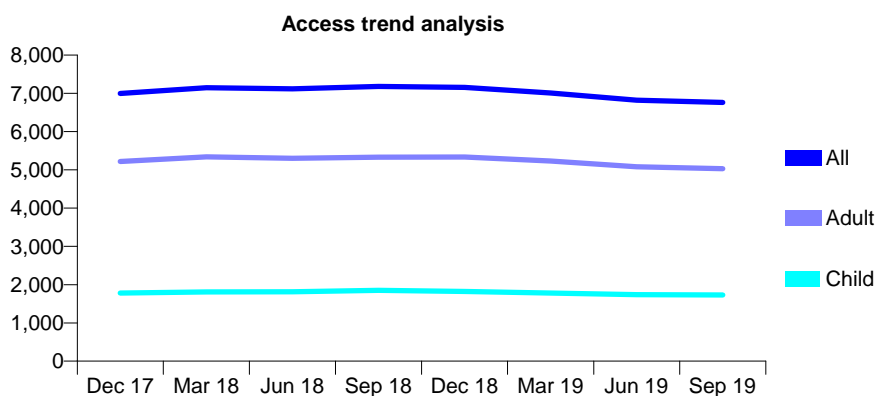
Q61 - Vital Signs At a Glance Contract Report for 277371/0001 - September 2019

Name or company name	MRS K SIVAGURUNATHAN
Contract type name	GDS Contract
Purpose of contract	General
Contract start date	01/04/2006
Contract end date	

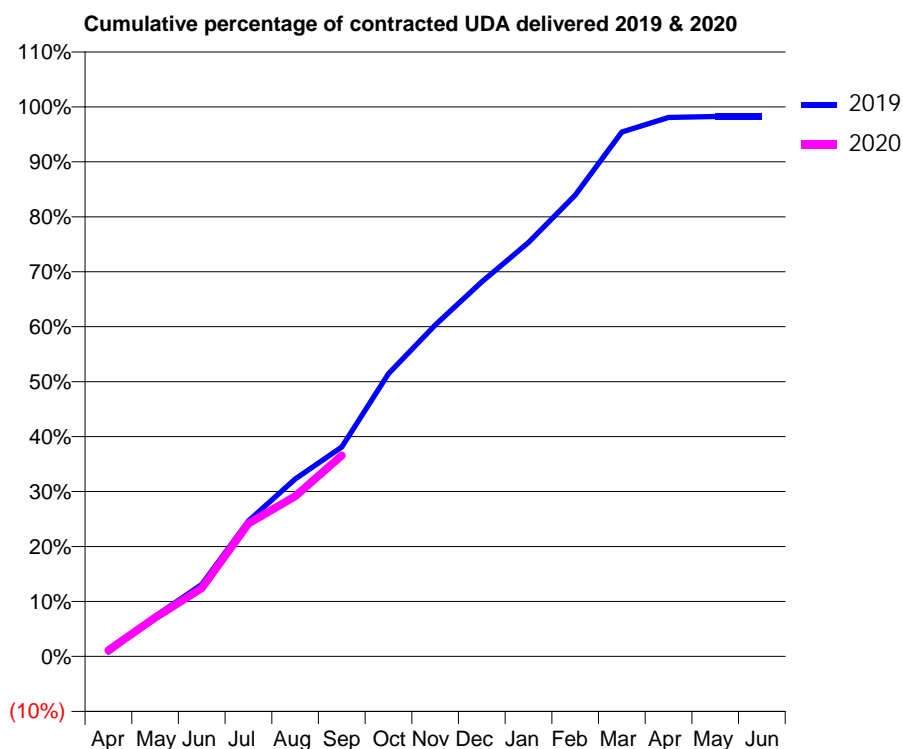
19/20 Contracted general activity (UDA)	20,252
Carry forward general activity (UDA)	357
19/20 Contracted orthodontic activity (UOA)	0
Carry forward orthodontic activity (UOA)	0
Baseline contract value	£538,424.61

ACCESS*

Patients seen in 24 months	Total	Change since previous quarter
Quarter ending September 2018	7,179	
Quarter ending December 2018	7,156	→
Quarter ending March 2019	7,009	↓
Quarter ending June 2019	6,819	↓
Quarter ending September 2019	6,761	→
Variance since September 2018	(5.8%)	↓



ACTIVITY



Month	2019	2020
April	158	228
May	1,478	1,434
June	2,650	2,513
July	4,990	4,896
August	6,540	5,901
September	7,718	7,405
October	10,420	
November	12,213	
December	13,803	
January	15,252	
February	17,002	
March	19,323	
April	19,863	
May	19,895	
June	19,895	

QUALITY

	Quantity	Base Number	Contract	AT	Region	England
% of FP17s for the same patient ID Re-attending within 3 months - Children	63	838	7.5%	11.1%	12.0%	11.5%
% of FP17s for the same patient ID Re-attending within 3 months - Adults	355	2,486	14.3%	16.6%	17.2%	15.4%
% of FP17s for the same patient ID Re-attending between 3 & 9 months - Children	310	838	37.0%	45.5%	49.4%	59.7%
% of FP17s for the same patient ID Re-attending between 3 & 9 months - Adults	1,000	2,486	40.2%	37.1%	39.2%	51.7%
% of FP17s for Band 1 Urgent Courses	329	3,061	10.7%	11.3%	11.0%	9.2%
% of FP17s Relating to Free Repair or Replacements	16	3,061	0.5%	0.5%	0.5%	0.7%
% of FP17s Relating to Continuations	26	3,061	0.8%	0.7%	0.7%	0.8%
% of Patients satisfied with the dentistry they have received	2	2	N/A	91.5%	90.9%	93.5%
% of Patients satisfied with the time they had to wait for an appointment	2	2	N/A	80.9%	83.7%	87.4%

* This is based on patients treated on this contract for their most recent course of treatment. Figures in italics indicate the base number of FP17s or Patient Questionnaire responses are less than 100. N/A is shown where the base number of responses is less than 10 during the period. % is calculated as Quantity/Base number*100

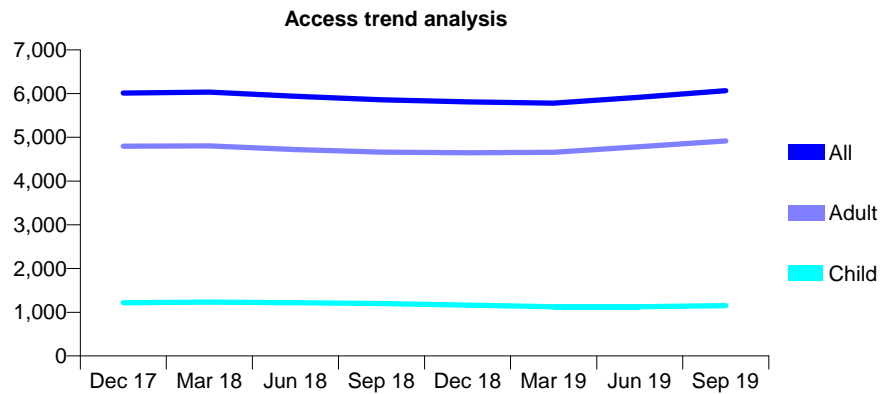
Q61 - Vital Signs At a Glance Contract Report for 277371/0002 - September 2019

Name or company name	MRS K SIVAGURUNATHAN
Contract type name	GDS Contract
Purpose of contract	General
Contract start date	01/11/2007
Contract end date	

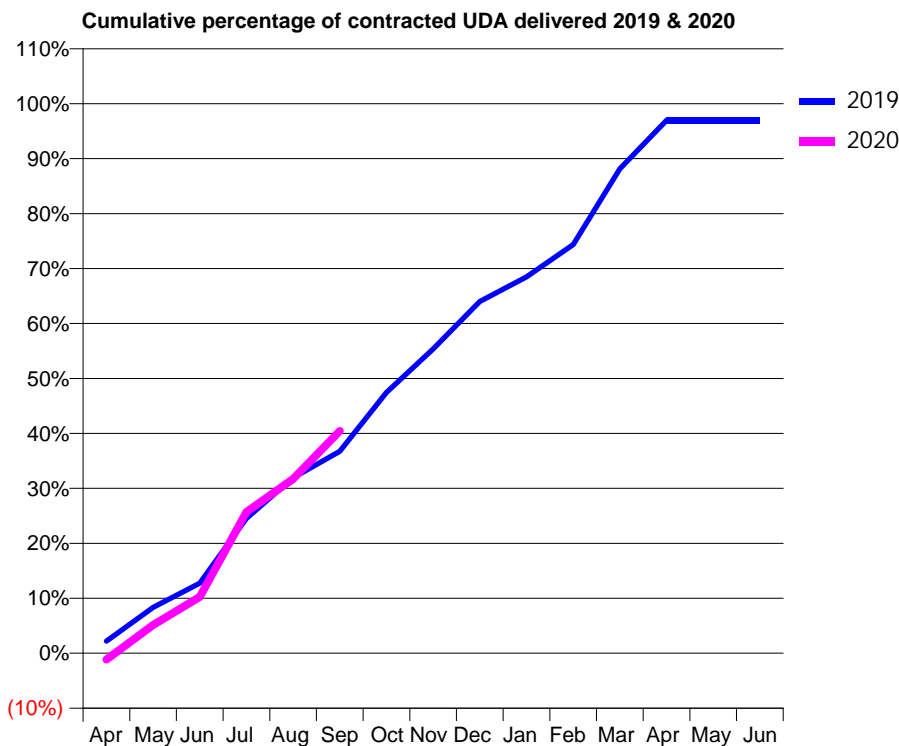
19/20 Contracted general activity (UDA)	19,281
Carry forward general activity (UDA)	586
19/20 Contracted orthodontic activity (UOA)	0
Carry forward orthodontic activity (UOA)	0
Baseline contract value	£563,505.54

ACCESS*

Patients seen in 24 months	Total	Change since previous quarter
Quarter ending September 2018	5,858	
Quarter ending December 2018	5,812	→
Quarter ending March 2019	5,783	→
Quarter ending June 2019	5,915	↑
Quarter ending September 2019	6,068	↑
Variance since September 2018	3.6%	↑



ACTIVITY



Month	2019	2020
April	424	-228
May	1,613	994
June	2,457	1,977
July	4,733	4,956
August	6,153	6,116
September	7,085	7,797
October	9,150	
November	10,680	
December	12,341	
January	13,199	
February	14,338	
March	16,990	
April	18,693	
May	18,695	
June	18,695	

QUALITY

	Quantity	Base Number	Contract	AT	Region	England
% of FP17s for the same patient ID Re-attending within 3 months - Children	78	757	10.3%	11.1%	12.0%	11.5%
% of FP17s for the same patient ID Re-attending within 3 months - Adults	340	2,785	12.2%	16.6%	17.2%	15.4%
% of FP17s for the same patient ID Re-attending between 3 & 9 months - Children	287	757	37.9%	45.5%	49.4%	59.7%
% of FP17s for the same patient ID Re-attending between 3 & 9 months - Adults	938	2,785	33.7%	37.1%	39.2%	51.7%
% of FP17s for Band 1 Urgent Courses	278	3,105	9.0%	11.3%	11.0%	9.2%
% of FP17s Relating to Free Repair or Replacements	7	3,105	0.2%	0.5%	0.5%	0.7%
% of FP17s Relating to Continuations	17	3,105	0.5%	0.7%	0.7%	0.8%
% of Patients satisfied with the dentistry they have received	3	3	N/A	91.5%	90.9%	93.5%
% of Patients satisfied with the time they had to wait for an appointment	2	3	N/A	80.9%	83.7%	87.4%

* This is based on patients treated on this contract for their most recent course of treatment. Figures in italics indicate the base number of FP17s or Patient Questionnaire responses are less than 100. N/A is shown where the base number of responses is less than 10 during the period. % is calculated as Quantity/Base number*100

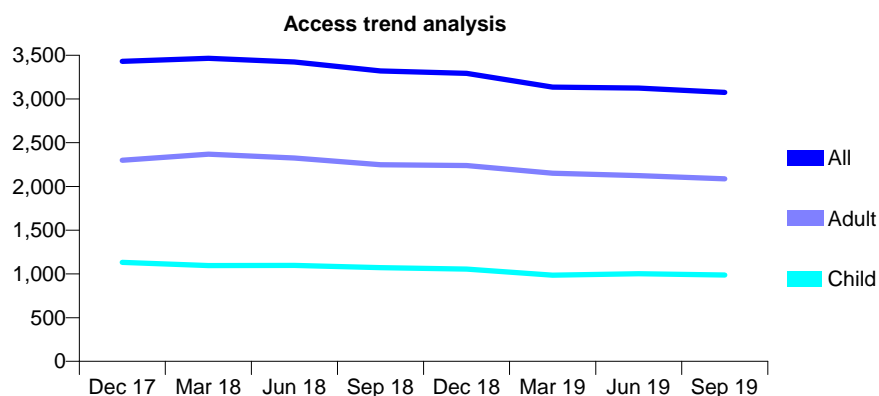
Q61 - Vital Signs At a Glance Contract Report for 277495/0001 - September 2019

Name or company name	DR A ALSAM
Contract type name	GDS Contract
Purpose of contract	General
Contract start date	01/04/2006
Contract end date	

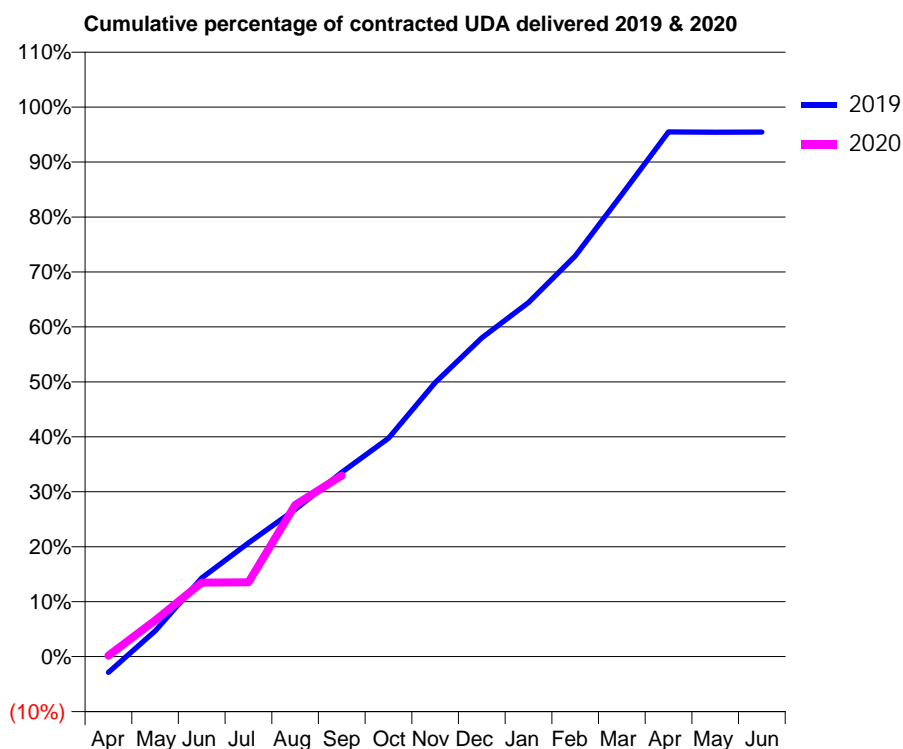
19/20 Contracted general activity (UDA)	7,861
Carry forward general activity (UDA)	0
19/20 Contracted orthodontic activity (UOA)	0
Carry forward orthodontic activity (UOA)	0
Baseline contract value	£227,856.47

ACCESS*

Patients seen in 24 months	Total	Change since previous quarter
Quarter ending September 2018	3,321	
Quarter ending December 2018	3,294	→
Quarter ending March 2019	3,137	↓
Quarter ending June 2019	3,124	→
Quarter ending September 2019	3,075	↓
Variance since September 2018	(7.4%)	↓



ACTIVITY



Month	Adjusted Scheduled Activity (UDA)	
	2019	2020
April	-229	15
May	367	518
June	1,127	1,060
July	1,627	1,063
August	2,104	2,170
September	2,638	2,591
October	3,124	
November	3,921	
December	4,559	
January	5,066	
February	5,731	
March	6,611	
April	7,505	
May	7,501	
June	7,504	

QUALITY

	Quantity	Base Number	Contract	AT	Region	England
% of FP17s for the same patient ID Re-attending within 3 months - Children	20	506	4.0%	11.1%	12.0%	11.5%
% of FP17s for the same patient ID Re-attending within 3 months - Adults	143	962	14.9%	16.6%	17.2%	15.4%
% of FP17s for the same patient ID Re-attending between 3 & 9 months - Children	201	506	39.7%	45.5%	49.4%	59.7%
% of FP17s for the same patient ID Re-attending between 3 & 9 months - Adults	301	962	31.3%	37.1%	39.2%	51.7%
% of FP17s for Band 1 Urgent Courses	144	1,155	12.5%	11.3%	11.0%	9.2%
% of FP17s Relating to Free Repair or Replacements	0	1,155	0.0%	0.5%	0.5%	0.7%
% of FP17s Relating to Continuations	0	1,155	0.0%	0.7%	0.7%	0.8%
% of Patients satisfied with the dentistry they have received	0	0	N/A	91.5%	90.9%	93.5%
% of Patients satisfied with the time they had to wait for an appointment	0	0	N/A	80.9%	83.7%	87.4%

* This is based on patients treated on this contract for their most recent course of treatment. Figures in italics indicate the base number of FP17s or Patient Questionnaire responses are less than 100. N/A is shown where the base number of responses is less than 10 during the period. % is calculated as Quantity/Base number*100

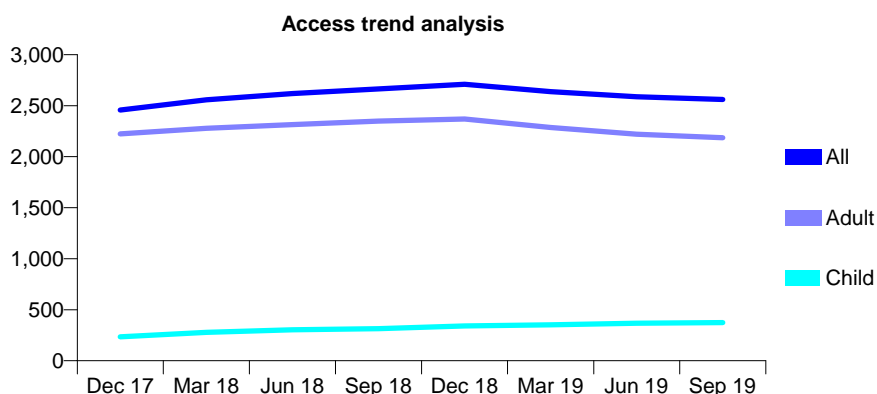
Q61 - Vital Signs At a Glance Contract Report for 285978/0002 - September 2019

Name or company name	MR A DEMETRIOU
Contract type name	GDS Contract
Purpose of contract	General
Contract start date	01/09/2015
Contract end date	

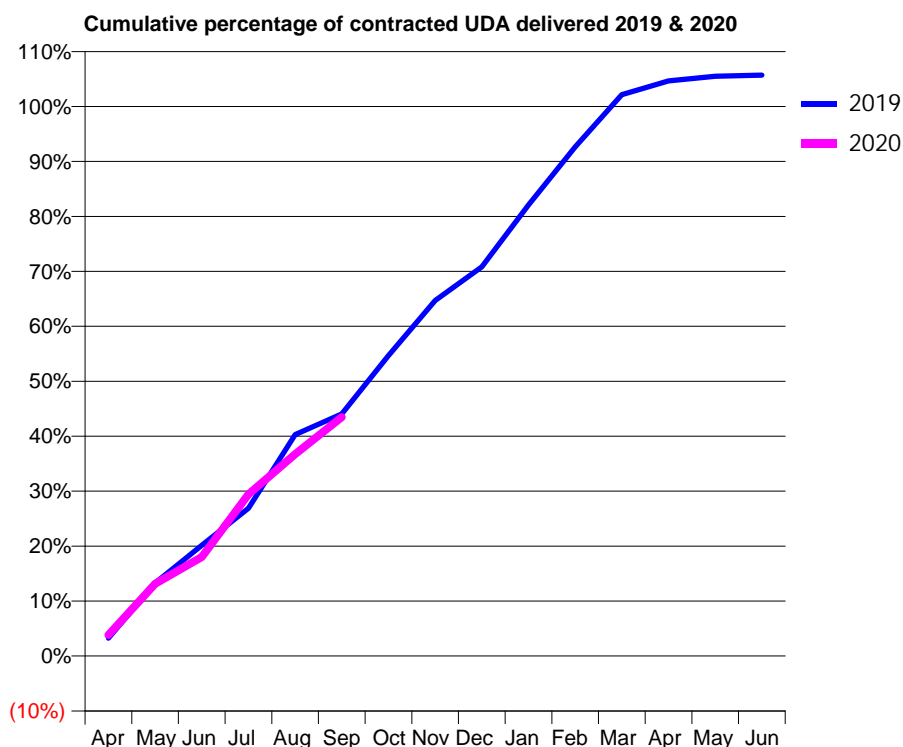
19/20 Contracted general activity (UDA)	6,809
Carry forward general activity (UDA)	-136
19/20 Contracted orthodontic activity (UOA)	0
Carry forward orthodontic activity (UOA)	0
Baseline contract value	£154,444.83

ACCESS*

Patients seen in 24 months	Total	Change since previous quarter
Quarter ending September 2018	2,665	
Quarter ending December 2018	2,711	→
Quarter ending March 2019	2,637	↓
Quarter ending June 2019	2,588	↓
Quarter ending September 2019	2,560	↓
Variance since September 2018	(3.9%)	↓



ACTIVITY



Month	Adjusted Scheduled Activity (UDA)	
	2019	2020
April	222	262
May	907	896
June	1,371	1,227
July	1,832	2,004
August	2,743	2,503
September	3,000	2,961
October	3,723	
November	4,406	
December	4,821	
January	5,589	
February	6,309	
March	6,955	
April	7,126	
May	7,184	
June	7,196	

QUALITY

	Quantity	Base Number	Contract	AT	Region	England
% of FP17s for the same patient ID Re-attending within 3 months - Children	18	185	9.7%	11.1%	12.0%	11.5%
% of FP17s for the same patient ID Re-attending within 3 months - Adults	69	874	7.9%	16.6%	17.2%	15.4%
% of FP17s for the same patient ID Re-attending between 3 & 9 months - Children	44	185	23.8%	45.5%	49.4%	59.7%
% of FP17s for the same patient ID Re-attending between 3 & 9 months - Adults	247	874	28.3%	37.1%	39.2%	51.7%
% of FP17s for Band 1 Urgent Courses	63	968	6.5%	11.3%	11.0%	9.2%
% of FP17s Relating to Free Repair or Replacements	18	968	1.9%	0.5%	0.5%	0.7%
% of FP17s Relating to Continuations	2	968	0.2%	0.7%	0.7%	0.8%
% of Patients satisfied with the dentistry they have received	1	1	N/A	91.5%	90.9%	93.5%
% of Patients satisfied with the time they had to wait for an appointment	1	1	N/A	80.9%	83.7%	87.4%

* This is based on patients treated on this contract for their most recent course of treatment. Figures in italics indicate the base number of FP17s or Patient Questionnaire responses are less than 100. N/A is shown where the base number of responses is less than 10 during the period. % is calculated as Quantity/Base number*100

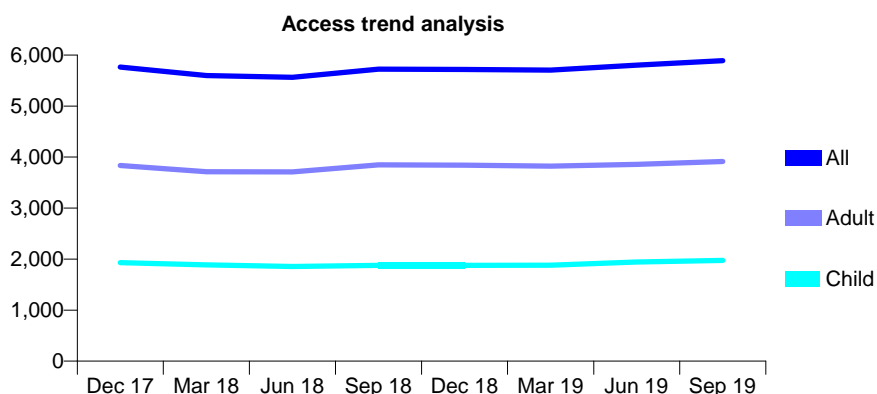
Q61 - Vital Signs At a Glance Contract Report for 299049/0001 - September 2019

Name or company name	MISS R SHAH
Contract type name	GDS Contract
Purpose of contract	General
Contract start date	01/01/2016
Contract end date	

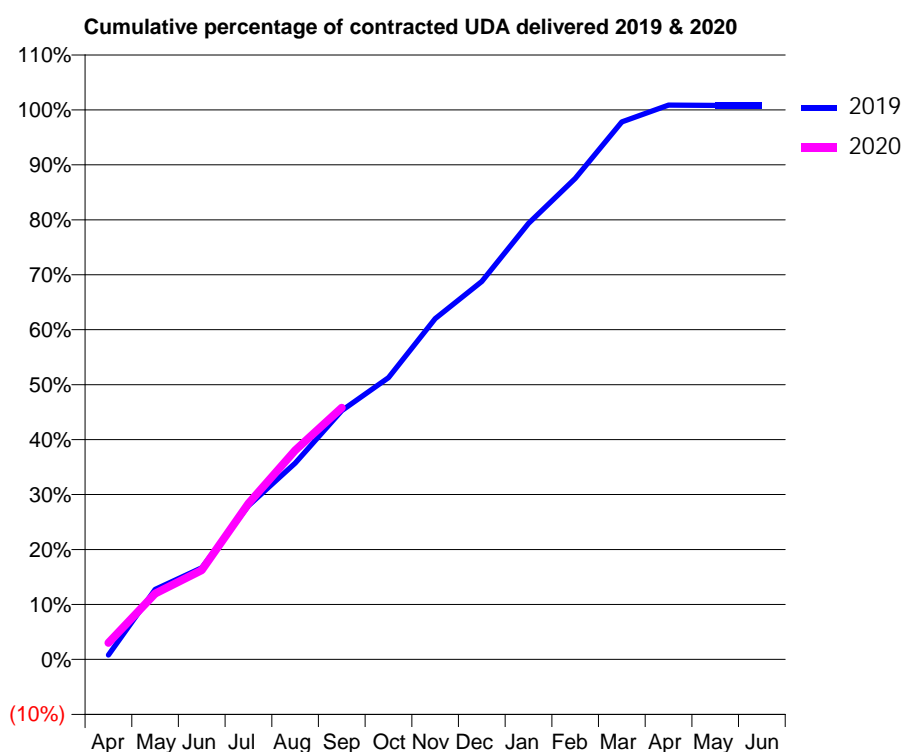
19/20 Contracted general activity (UDA)	14,112
Carry forward general activity (UDA)	-112
19/20 Contracted orthodontic activity (UOA)	0
Carry forward orthodontic activity (UOA)	0
Baseline contract value	£361,959.38

ACCESS*

Patients seen in 24 months	Total	Change since previous quarter
Quarter ending September 2018	5,724	
Quarter ending December 2018	5,719	→
Quarter ending March 2019	5,706	→
Quarter ending June 2019	5,802	→
Quarter ending September 2019	5,889	→
Variance since September 2018	2.9%	↑



ACTIVITY



Month	2019	2020
April	113	428
May	1,798	1,691
June	2,355	2,291
July	3,946	4,005
August	5,043	5,370
September	6,388	6,465
October	7,235	
November	8,752	
December	9,708	
January	11,197	
February	12,350	
March	13,803	
April	14,236	
May	14,228	
June	14,225	

QUALITY

	Quantity	Base Number	Contract	AT	Region	England
% of FP17s for the same patient ID Re-attending within 3 months - Children	61	1,193	5.1%	11.1%	12.0%	11.5%
% of FP17s for the same patient ID Re-attending within 3 months - Adults	139	1,985	7.0%	16.6%	17.2%	15.4%
% of FP17s for the same patient ID Re-attending between 3 & 9 months - Children	543	1,193	45.5%	45.5%	49.4%	59.7%
% of FP17s for the same patient ID Re-attending between 3 & 9 months - Adults	825	1,985	41.6%	37.1%	39.2%	51.7%
% of FP17s for Band 1 Urgent Courses	183	2,986	6.1%	11.3%	11.0%	9.2%
% of FP17s Relating to Free Repair or Replacements	22	2,986	0.7%	0.5%	0.5%	0.7%
% of FP17s Relating to Continuations	0	2,986	0.0%	0.7%	0.7%	0.8%
% of Patients satisfied with the dentistry they have received	3	3	N/A	91.5%	90.9%	93.5%
% of Patients satisfied with the time they had to wait for an appointment	3	3	N/A	80.9%	83.7%	87.4%

* This is based on patients treated on this contract for their most recent course of treatment. Figures in italics indicate the base number of FP17s or Patient Questionnaire responses are less than 100. N/A is shown where the base number of responses is less than 10 during the period. % is calculated as Quantity/Base number*100

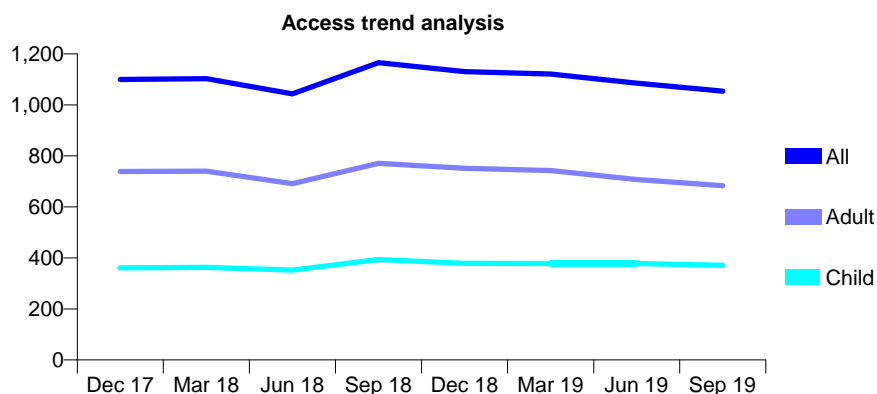
Q61 - Vital Signs At a Glance Contract Report for 305286/0001 - September 2019

Name or company name	MR S LEIGH
Contract type name	GDS Contract
Purpose of contract	General
Contract start date	01/04/2006
Contract end date	

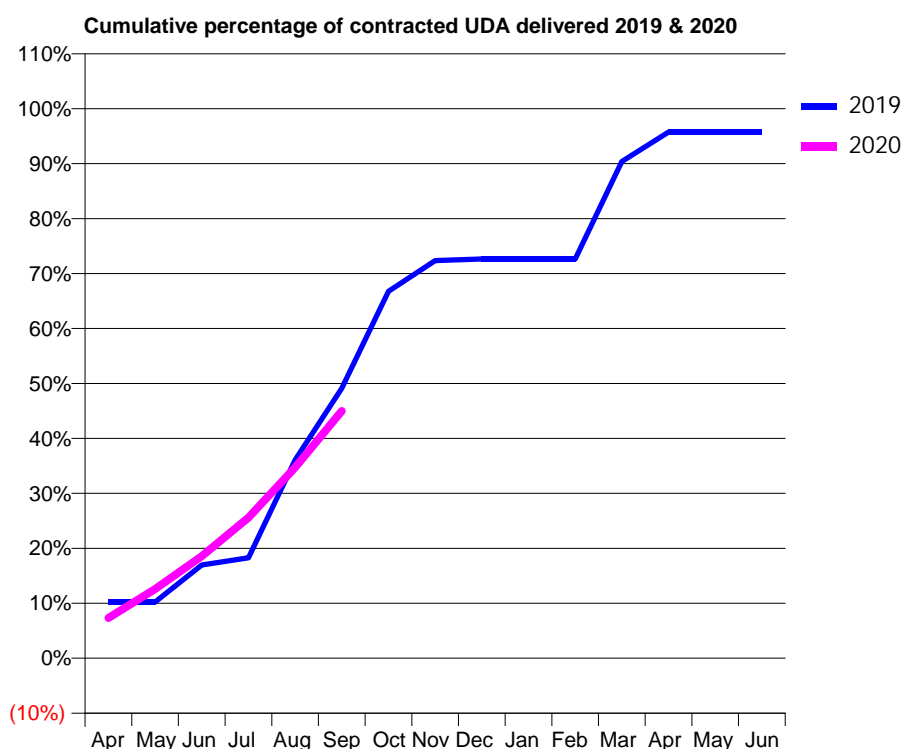
19/20 Contracted general activity (UDA)	3,000
Carry forward general activity (UDA)	-122
19/20 Contracted orthodontic activity (UOA)	0
Carry forward orthodontic activity (UOA)	0
Baseline contract value	£87,577.07

ACCESS*

Patients seen in 24 months	Total	Change since previous quarter
Quarter ending September 2018	1,165	
Quarter ending December 2018	1,130	↓
Quarter ending March 2019	1,121	→
Quarter ending June 2019	1,085	↓
Quarter ending September 2019	1,054	↓
Variance since September 2018	(9.5%)	↓



ACTIVITY



Month	2019	2020
April	307	220
May	307	378
June	509	558
July	549	768
August	1,083	1,042
September	1,473	1,349
October	2,003	
November	2,170	
December	2,180	
January	2,180	
February	2,180	
March	2,711	
April	2,873	
May	2,873	
June	2,873	

QUALITY

	Quantity	Base Number	Contract	AT	Region	England
% of FP17s for the same patient ID Re-attending within 3 months - Children	9	196	4.6%	11.1%	12.0%	11.5%
% of FP17s for the same patient ID Re-attending within 3 months - Adults	18	298	6.0%	16.6%	17.2%	15.4%
% of FP17s for the same patient ID Re-attending between 3 & 9 months - Children	74	196	37.8%	45.5%	49.4%	59.7%
% of FP17s for the same patient ID Re-attending between 3 & 9 months - Adults	106	298	35.6%	37.1%	39.2%	51.7%
% of FP17s for Band 1 Urgent Courses	27	448	6.0%	11.3%	11.0%	9.2%
% of FP17s Relating to Free Repair or Replacements	2	448	0.4%	0.5%	0.5%	0.7%
% of FP17s Relating to Continuations	0	448	0.0%	0.7%	0.7%	0.8%
% of Patients satisfied with the dentistry they have received	1	1	N/A	91.5%	90.9%	93.5%
% of Patients satisfied with the time they had to wait for an appointment	1	1	N/A	80.9%	83.7%	87.4%

* This is based on patients treated on this contract for their most recent course of treatment. Figures in italics indicate the base number of FP17s or Patient Questionnaire responses are less than 100. N/A is shown where the base number of responses is less than 10 during the period. % is calculated as Quantity/Base number*100

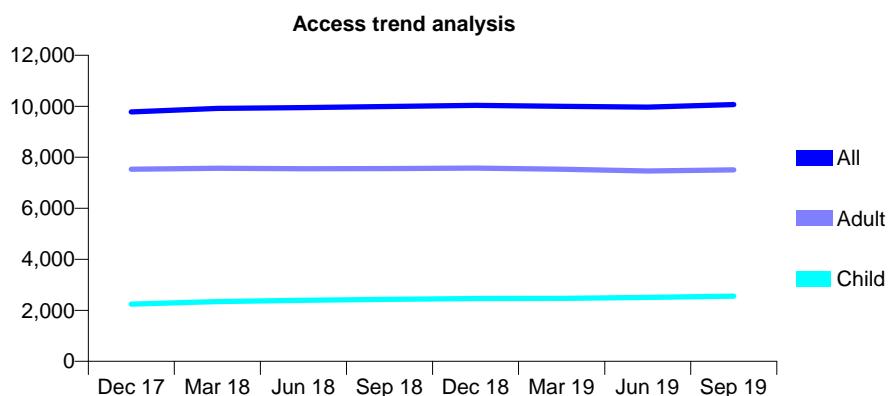
Q61 - Vital Signs At a Glance Contract Report for 306711/0001 - September 2019

Name or company name	Raydens Dental Surgery
Contract type name	GDS Contract
Purpose of contract	General
Contract start date	01/04/2006
Contract end date	

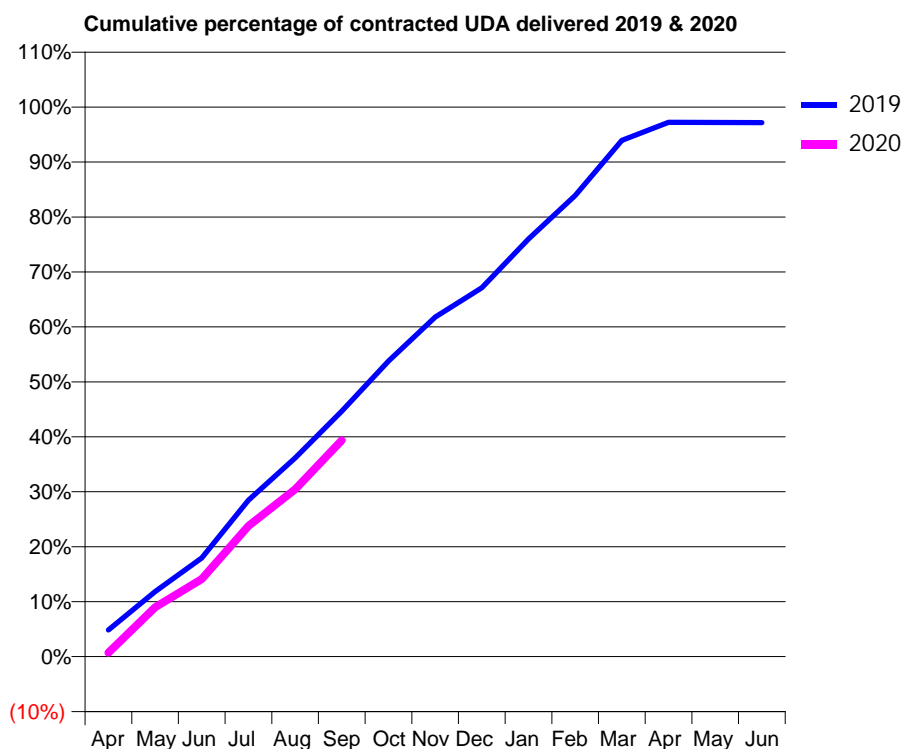
19/20 Contracted general activity (UDA)	25,759
Carry forward general activity (UDA)	725
19/20 Contracted orthodontic activity (UOA)	0
Carry forward orthodontic activity (UOA)	0
Baseline contract value	£606,679.89

ACCESS*

Patients seen in 24 months	Total	Change since previous quarter
Quarter ending September 2018	9,990	
Quarter ending December 2018	10,035	→
Quarter ending March 2019	10,000	→
Quarter ending June 2019	9,970	→
Quarter ending September 2019	10,067	→
Variance since September 2018	0.8%	→



ACTIVITY



Month	Adjusted Scheduled Activity (UDA)	
	2019	2020
April	1,248	186
May	3,049	2,317
June	4,622	3,633
July	7,336	6,126
August	9,312	7,840
September	11,503	10,143
October	13,849	
November	15,911	
December	17,286	
January	19,573	
February	21,612	
March	24,193	
April	25,044	
May	25,037	
June	25,034	

QUALITY

	Quantity	Base Number	Contract	AT	Region	England
% of FP17s for the same patient ID Re-attending within 3 months - Children	115	1,645	7.0%	11.1%	12.0%	11.5%
% of FP17s for the same patient ID Re-attending within 3 months - Adults	774	4,611	16.8%	16.6%	17.2%	15.4%
% of FP17s for the same patient ID Re-attending between 3 & 9 months - Children	810	1,645	49.2%	45.5%	49.4%	59.7%
% of FP17s for the same patient ID Re-attending between 3 & 9 months - Adults	1,895	4,611	41.1%	37.1%	39.2%	51.7%
% of FP17s for Band 1 Urgent Courses	813	5,838	13.9%	11.3%	11.0%	9.2%
% of FP17s Relating to Free Repair or Replacements	52	5,838	0.9%	0.5%	0.5%	0.7%
% of FP17s Relating to Continuations	34	5,838	0.6%	0.7%	0.7%	0.8%
% of Patients satisfied with the dentistry they have received	3	3	N/A	91.5%	90.9%	93.5%
% of Patients satisfied with the time they had to wait for an appointment	3	3	N/A	80.9%	83.7%	87.4%

* This is based on patients treated on this contract for their most recent course of treatment. Figures in italics indicate the base number of FP17s or Patient Questionnaire responses are less than 100. N/A is shown where the base number of responses is less than 10 during the period. % is calculated as Quantity/Base number*100

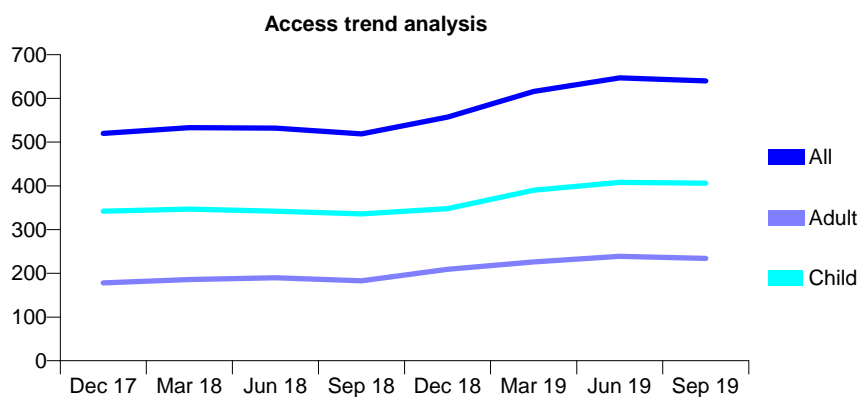
Q61 - Vital Signs At a Glance Contract Report for 307386/0001 - September 2019

Name or company name	Denise Walters-Payne
Contract type name	GDS Contract
Purpose of contract	General
Contract start date	01/04/2006
Contract end date	

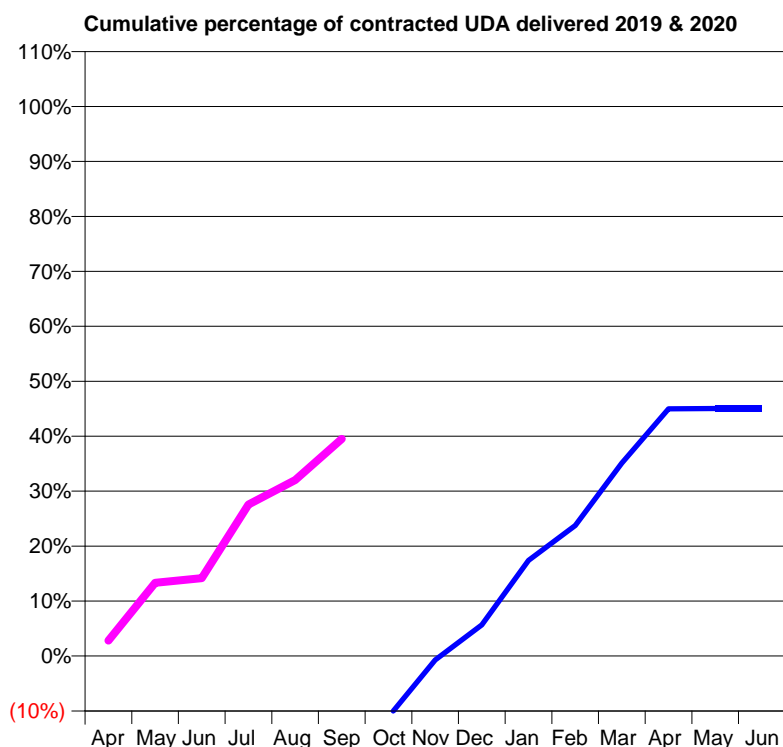
19/20 Contracted general activity (UDA)	1,900
Carry forward general activity (UDA)	0
19/20 Contracted orthodontic activity (UOA)	0
Carry forward orthodontic activity (UOA)	0
Baseline contract value	£40,762.22

ACCESS*

Patients seen in 24 months	Total	Change since previous quarter
Quarter ending September 2018	519	
Quarter ending December 2018	557	↑
Quarter ending March 2019	616	↑
Quarter ending June 2019	647	↑
Quarter ending September 2019	640	↓
Variance since September 2018	23.3%	↑



ACTIVITY



Month	Adjusted Scheduled Activity (UDA)	
	2019	2020
April	-957	53
May	-858	253
June	-814	269
July	-692	524
August	-517	609
September	-417	751
October	-211	
November	-14	
December	108	
January	331	
February	451	
March	667	
April	855	
May	856	
June	856	

QUALITY

	Quantity	Base Number	Contract	AT	Region	England
% of FP17s for the same patient ID Re-attending within 3 months - Children	44	342	12.9%	11.1%	12.0%	11.5%
% of FP17s for the same patient ID Re-attending within 3 months - Adults	21	108	19.4%	16.6%	17.2%	15.4%
% of FP17s for the same patient ID Re-attending between 3 & 9 months - Children	182	342	53.2%	45.5%	49.4%	59.7%
% of FP17s for the same patient ID Re-attending between 3 & 9 months - Adults	42	108	38.9%	37.1%	39.2%	51.7%
% of FP17s for Band 1 Urgent Courses	24	377	6.4%	11.3%	11.0%	9.2%
% of FP17s Relating to Free Repair or Replacements	0	377	0.0%	0.5%	0.5%	0.7%
% of FP17s Relating to Continuations	0	377	0.0%	0.7%	0.7%	0.8%
% of Patients satisfied with the dentistry they have received	0	0	N/A	91.5%	90.9%	93.5%
% of Patients satisfied with the time they had to wait for an appointment	0	0	N/A	80.9%	83.7%	87.4%

* This is based on patients treated on this contract for their most recent course of treatment. Figures in italics indicate the base number of FP17s or Patient Questionnaire responses are less than 100. N/A is shown where the base number of responses is less than 10 during the period. % is calculated as Quantity/Base number*100

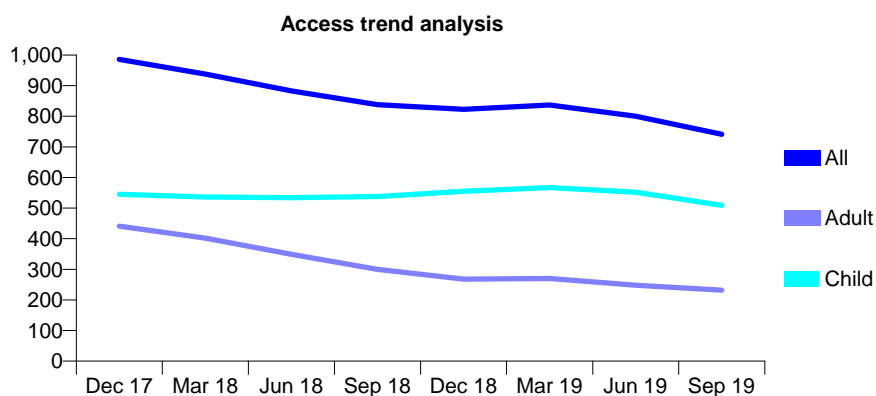
Q61 - Vital Signs At a Glance Contract Report for 308536/0001 - September 2019

Name or company name	Mill Hill Dental Practice
Contract type name	GDS Contract
Purpose of contract	General
Contract start date	01/04/2006
Contract end date	

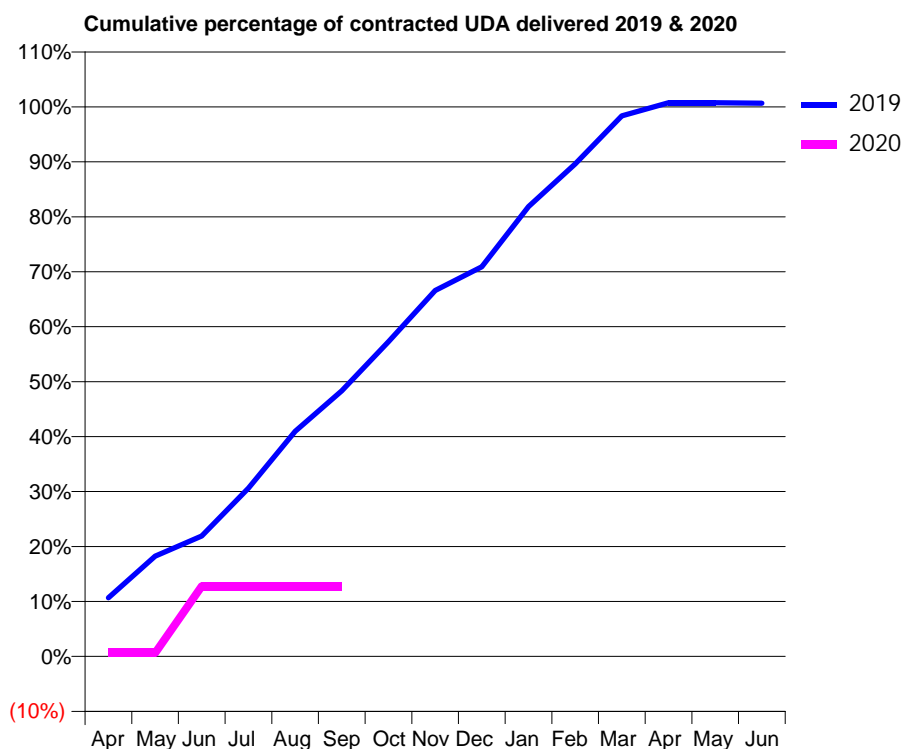
19/20 Contracted general activity (UDA)	1,393
Carry forward general activity (UDA)	-9
19/20 Contracted orthodontic activity (UOA)	0
Carry forward orthodontic activity (UOA)	0
Baseline contract value	£29,953.38

ACCESS*

Patients seen in 24 months	Total	Change since previous quarter
Quarter ending September 2018	838	
Quarter ending December 2018	823	↓
Quarter ending March 2019	837	→
Quarter ending June 2019	800	↓
Quarter ending September 2019	741	↓
Variance since September 2018	(11.6%)	↓



ACTIVITY



Month	2019	2020
April	149	9
May	254	9
June	305	178
July	427	178
August	571	178
September	673	178
October	798	
November	928	
December	988	
January	1,140	
February	1,249	
March	1,370	
April	1,403	
May	1,403	
June	1,402	

QUALITY

	Quantity	Base Number	Contract	AT	Region	England
% of FP17s for the same patient ID Re-attending within 3 months - Children	6	103	5.8%	11.1%	12.0%	11.5%
% of FP17s for the same patient ID Re-attending within 3 months - Adults	0	8	0.0%	16.6%	17.2%	15.4%
% of FP17s for the same patient ID Re-attending between 3 & 9 months - Children	70	103	68.0%	45.5%	49.4%	59.7%
% of FP17s for the same patient ID Re-attending between 3 & 9 months - Adults	3	8	37.5%	37.1%	39.2%	51.7%
% of FP17s for Band 1 Urgent Courses	5	89	5.6%	11.3%	11.0%	9.2%
% of FP17s Relating to Free Repair or Replacements	0	89	0.0%	0.5%	0.5%	0.7%
% of FP17s Relating to Continuations	0	89	0.0%	0.7%	0.7%	0.8%
% of Patients satisfied with the dentistry they have received	0	0	N/A	91.5%	90.9%	93.5%
% of Patients satisfied with the time they had to wait for an appointment	0	0	N/A	80.9%	83.7%	87.4%

* This is based on patients treated on this contract for their most recent course of treatment. Figures in italics indicate the base number of FP17s or Patient Questionnaire responses are less than 100. N/A is shown where the base number of responses is less than 10 during the period. % is calculated as Quantity/Base number*100

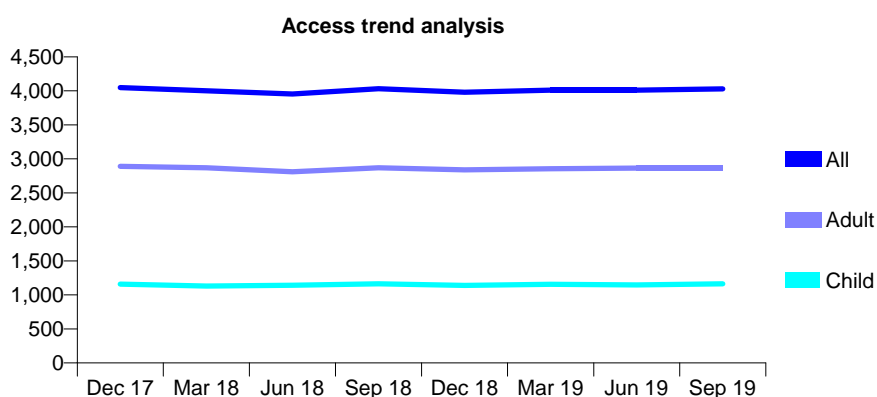
Q61 - Vital Signs At a Glance Contract Report for 310093/0001 - September 2019

Name or company name	David Boroda and Roberto Senatore
Contract type name	GDS Contract
Purpose of contract	General
Contract start date	01/04/2006
Contract end date	

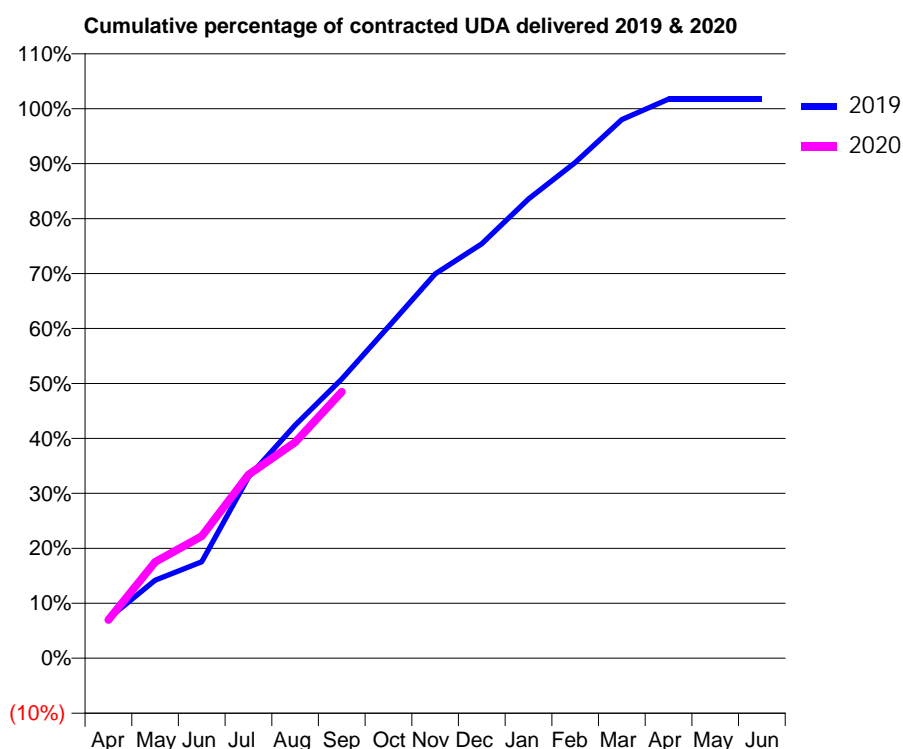
19/20 Contracted general activity (UDA)	10,534
Carry forward general activity (UDA)	-184
19/20 Contracted orthodontic activity (UOA)	0
Carry forward orthodontic activity (UOA)	0
Baseline contract value	£294,298.81

ACCESS*

Patients seen in 24 months	Total	Change since previous quarter
Quarter ending September 2018	4,033	
Quarter ending December 2018	3,979	↓
Quarter ending March 2019	4,011	→
Quarter ending June 2019	4,011	→
Quarter ending September 2019	4,029	→
Variance since September 2018	(0.1%)	→



ACTIVITY



Month	2019	2020
April	763	735
May	1,496	1,848
June	1,850	2,339
July	3,471	3,519
August	4,470	4,140
September	5,351	5,105
October	6,355	
November	7,366	
December	7,943	
January	8,803	
February	9,503	
March	10,323	
April	10,716	
May	10,718	
June	10,718	

QUALITY

	Quantity	Base Number	Contract	AT	Region	England
% of FP17s for the same patient ID Re-attending within 3 months - Children	35	723	4.8%	11.1%	12.0%	11.5%
% of FP17s for the same patient ID Re-attending within 3 months - Adults	144	1,535	9.4%	16.6%	17.2%	15.4%
% of FP17s for the same patient ID Re-attending between 3 & 9 months - Children	332	723	45.9%	45.5%	49.4%	59.7%
% of FP17s for the same patient ID Re-attending between 3 & 9 months - Adults	621	1,535	40.5%	37.1%	39.2%	51.7%
% of FP17s for Band 1 Urgent Courses	104	2,114	4.9%	11.3%	11.0%	9.2%
% of FP17s Relating to Free Repair or Replacements	0	2,114	0.0%	0.5%	0.5%	0.7%
% of FP17s Relating to Continuations	15	2,114	0.7%	0.7%	0.7%	0.8%
% of Patients satisfied with the dentistry they have received	0	0	N/A	91.5%	90.9%	93.5%
% of Patients satisfied with the time they had to wait for an appointment	0	0	N/A	80.9%	83.7%	87.4%

* This is based on patients treated on this contract for their most recent course of treatment.

Figures in italics indicate the base number of FP17s or Patient Questionnaire responses are less than 100. N/A is shown where the base number of responses is less than 10 during the period. % is calculated as Quantity/Base number*100

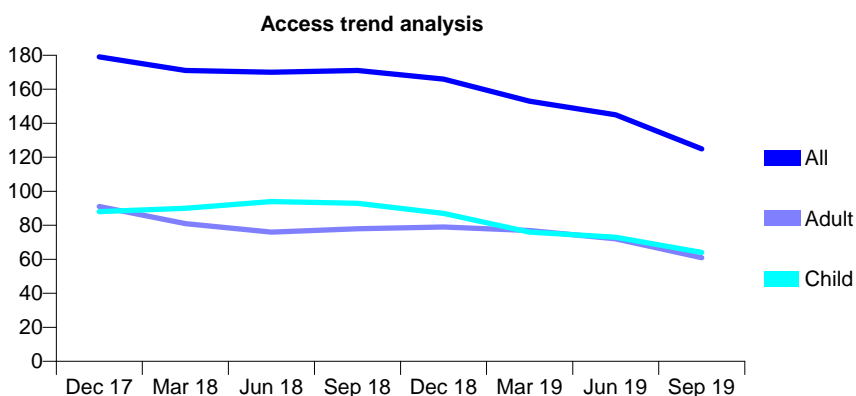
Q61 - Vital Signs At a Glance Contract Report for 319694/0001 - September 2019

Name or company name	MR A LANGDON
Contract type name	GDS Contract
Purpose of contract	General
Contract start date	01/04/2006
Contract end date	17/05/2019

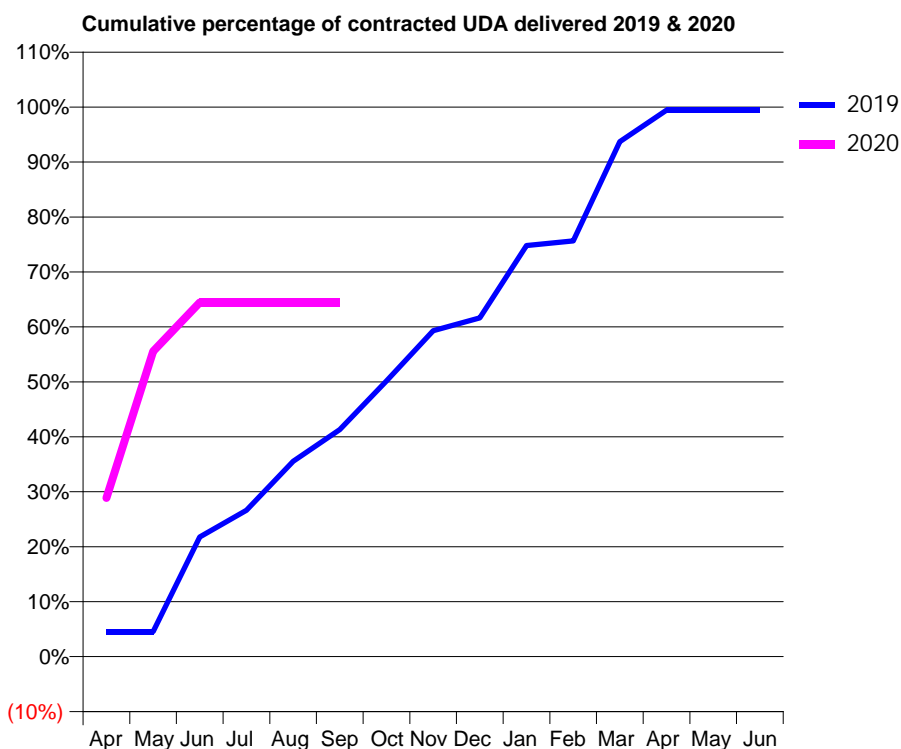
19/20 Contracted general activity (UDA)	45
Carry forward general activity (UDA)	0
19/20 Contracted orthodontic activity (UOA)	0
Carry forward orthodontic activity (UOA)	0
Baseline contract value	£1,048.83

ACCESS*

Patients seen in 24 months	Total	Change since previous quarter
Quarter ending September 2018	171	
Quarter ending December 2018	166	↓
Quarter ending March 2019	153	↓
Quarter ending June 2019	145	↓
Quarter ending September 2019	125	↓
Variance since September 2018	(26.9%)	↓



ACTIVITY



Month	Adjusted Scheduled Activity (UDA)	
	2019	2020
April	16	13
May	16	25
June	76	29
July	93	29
August	124	29
September	145	29
October	176	
November	208	
December	216	
January	262	
February	265	
March	328	
April	348	
May	348	
June	348	

QUALITY

	Quantity	Base Number	Contract	AT	Region	England
% of FP17s for the same patient ID Re-attending within 3 months - Children	3	10	30.0%	11.1%	12.0%	11.5%
% of FP17s for the same patient ID Re-attending within 3 months - Adults	3	11	27.3%	16.6%	17.2%	15.4%
% of FP17s for the same patient ID Re-attending between 3 & 9 months - Children	2	10	20.0%	45.5%	49.4%	59.7%
% of FP17s for the same patient ID Re-attending between 3 & 9 months - Adults	3	11	27.3%	37.1%	39.2%	51.7%
% of FP17s for Band 1 Urgent Courses	0	13	0.0%	11.3%	11.0%	9.2%
% of FP17s Relating to Free Repair or Replacements	1	13	7.7%	0.5%	0.5%	0.7%
% of FP17s Relating to Continuations	2	13	15.4%	0.7%	0.7%	0.8%
% of Patients satisfied with the dentistry they have received	0	0	N/A	91.5%	90.9%	93.5%
% of Patients satisfied with the time they had to wait for an appointment	0	0	N/A	80.9%	83.7%	87.4%

* This is based on patients treated on this contract for their most recent course of treatment. Figures in italics indicate the base number of FP17s or Patient Questionnaire responses are less than 100. N/A is shown where the base number of responses is less than 10 during the period. % is calculated as Quantity/Base number*100

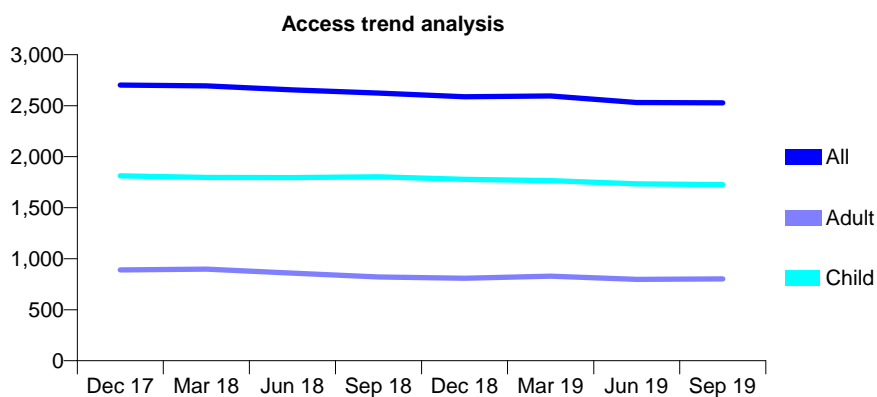
Q61 - Vital Signs At a Glance Contract Report for 325775/0001 - September 2019

Name or company name	MR R BABBAR
Contract type name	GDS Contract
Purpose of contract	General
Contract start date	01/04/2006
Contract end date	

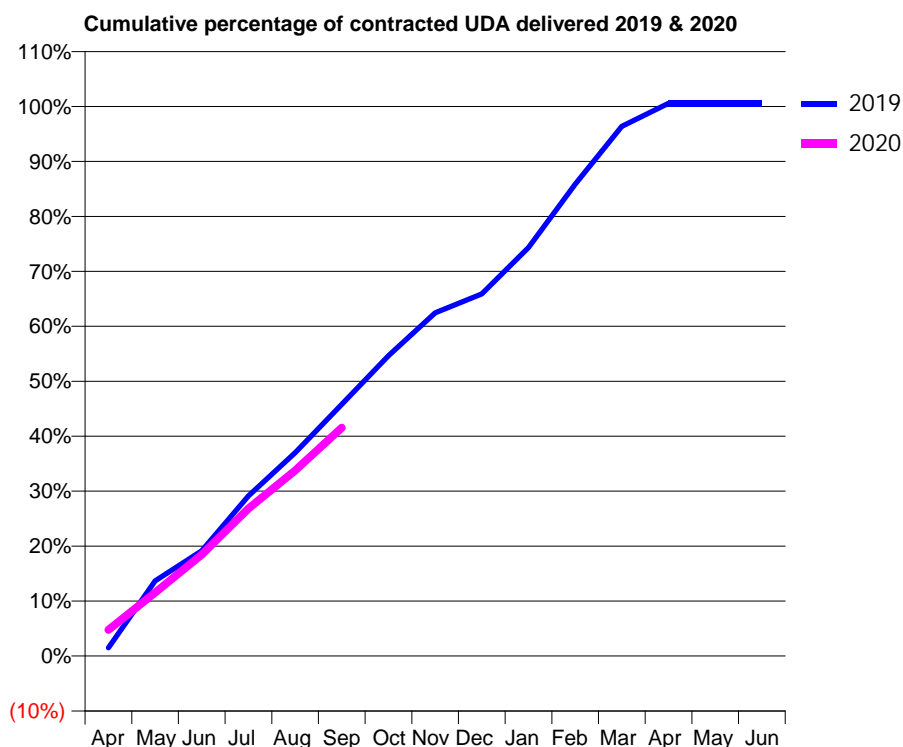
19/20 Contracted general activity (UDA)	5,818
Carry forward general activity (UDA)	-33
19/20 Contracted orthodontic activity (UOA)	0
Carry forward orthodontic activity (UOA)	0
Baseline contract value	£156,314.24

ACCESS*

Patients seen in 24 months	Total	Change since previous quarter
Quarter ending September 2018	2,624	
Quarter ending December 2018	2,587	↓
Quarter ending March 2019	2,595	→
Quarter ending June 2019	2,532	↓
Quarter ending September 2019	2,528	→
Variance since September 2018	(3.7%)	↓



ACTIVITY



Month	Adjusted Scheduled Activity (UDA)	
	2019	2020
April	88	278
May	796	672
June	1,115	1,074
July	1,694	1,563
August	2,153	1,964
September	2,664	2,417
October	3,181	
November	3,634	
December	3,834	
January	4,325	
February	4,996	
March	5,607	
April	5,852	
May	5,852	
June	5,852	

QUALITY

	Quantity	Base Number	Contract	AT	Region	England
% of FP17s for the same patient ID Re-attending within 3 months - Children	57	1,008	5.7%	11.1%	12.0%	11.5%
% of FP17s for the same patient ID Re-attending within 3 months - Adults	96	400	24.0%	16.6%	17.2%	15.4%
% of FP17s for the same patient ID Re-attending between 3 & 9 months - Children	485	1,008	48.1%	45.5%	49.4%	59.7%
% of FP17s for the same patient ID Re-attending between 3 & 9 months - Adults	128	400	32.0%	37.1%	39.2%	51.7%
% of FP17s for Band 1 Urgent Courses	132	1,320	10.0%	11.3%	11.0%	9.2%
% of FP17s Relating to Free Repair or Replacements	0	1,320	0.0%	0.5%	0.5%	0.7%
% of FP17s Relating to Continuations	16	1,320	1.2%	0.7%	0.7%	0.8%
% of Patients satisfied with the dentistry they have received	0	0	N/A	91.5%	90.9%	93.5%
% of Patients satisfied with the time they had to wait for an appointment	0	0	N/A	80.9%	83.7%	87.4%

* This is based on patients treated on this contract for their most recent course of treatment. Figures in italics indicate the base number of FP17s or Patient Questionnaire responses are less than 100. N/A is shown where the base number of responses is less than 10 during the period. % is calculated as Quantity/Base number*100

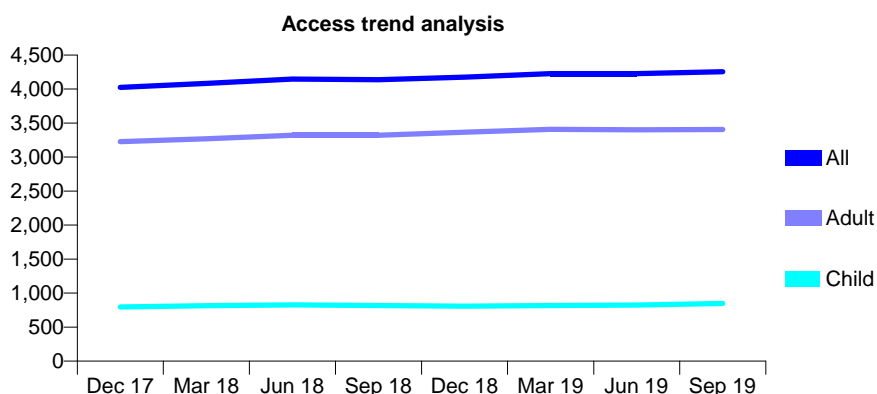
Q61 - Vital Signs At a Glance Contract Report for 326216/0001 - September 2019

Name or company name	MR LC WONG
Contract type name	GDS Contract
Purpose of contract	General
Contract start date	01/04/2006
Contract end date	

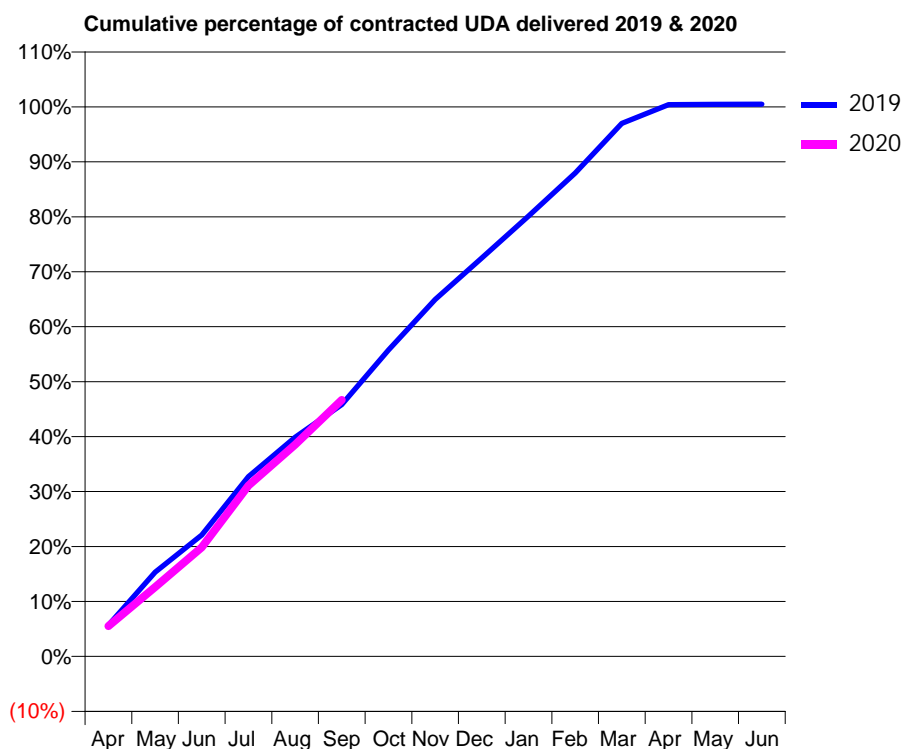
19/20 Contracted general activity (UDA)	14,316
Carry forward general activity (UDA)	-68
19/20 Contracted orthodontic activity (UOA)	0
Carry forward orthodontic activity (UOA)	0
Baseline contract value	£362,857.75

ACCESS*

Patients seen in 24 months	Total	Change since previous quarter
Quarter ending September 2018	4,139	
Quarter ending December 2018	4,175	→
Quarter ending March 2019	4,226	→
Quarter ending June 2019	4,226	→
Quarter ending September 2019	4,256	→
Variance since September 2018	2.8%	↑



ACTIVITY



Month	Adjusted Scheduled Activity (UDA)	
	2019	2020
April	816	790
May	2,199	1,807
June	3,162	2,840
July	4,683	4,452
August	5,711	5,520
September	6,562	6,683
October	7,980	
November	9,297	
December	10,379	
January	11,468	
February	12,590	
March	13,885	
April	14,374	
May	14,380	
June	14,385	

QUALITY

	Quantity	Base Number	Contract	AT	Region	England
% of FP17s for the same patient ID Re-attending within 3 months - Children	35	541	6.5%	11.1%	12.0%	11.5%
% of FP17s for the same patient ID Re-attending within 3 months - Adults	386	2,252	17.1%	16.6%	17.2%	15.4%
% of FP17s for the same patient ID Re-attending between 3 & 9 months - Children	242	541	44.7%	45.5%	49.4%	59.7%
% of FP17s for the same patient ID Re-attending between 3 & 9 months - Adults	1,006	2,252	44.7%	37.1%	39.2%	51.7%
% of FP17s for Band 1 Urgent Courses	308	2,627	11.7%	11.3%	11.0%	9.2%
% of FP17s Relating to Free Repair or Replacements	35	2,627	1.3%	0.5%	0.5%	0.7%
% of FP17s Relating to Continuations	32	2,627	1.2%	0.7%	0.7%	0.8%
% of Patients satisfied with the dentistry they have received	1	1	N/A	91.5%	90.9%	93.5%
% of Patients satisfied with the time they had to wait for an appointment	0	1	N/A	80.9%	83.7%	87.4%

* This is based on patients treated on this contract for their most recent course of treatment. Figures in italics indicate the base number of FP17s or Patient Questionnaire responses are less than 100. N/A is shown where the base number of responses is less than 10 during the period. % is calculated as Quantity/Base number*100

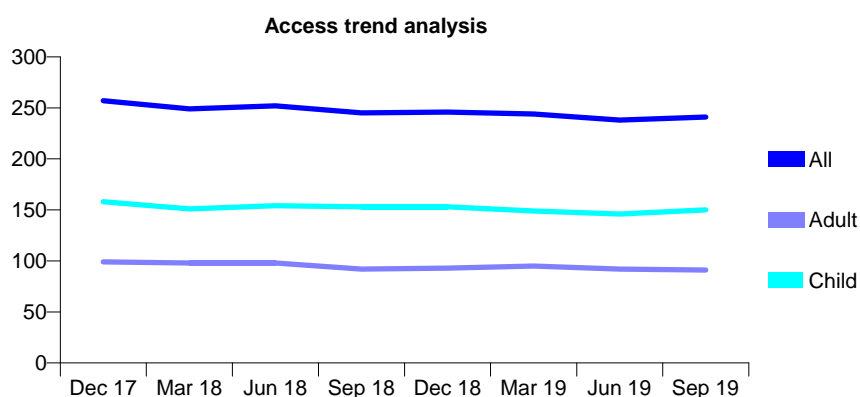
Q61 - Vital Signs At a Glance Contract Report for 327948/0001 - September 2019

Name or company name	The Hazelwood Dental Practice
Contract type name	GDS Contract
Purpose of contract	General
Contract start date	01/04/2006
Contract end date	

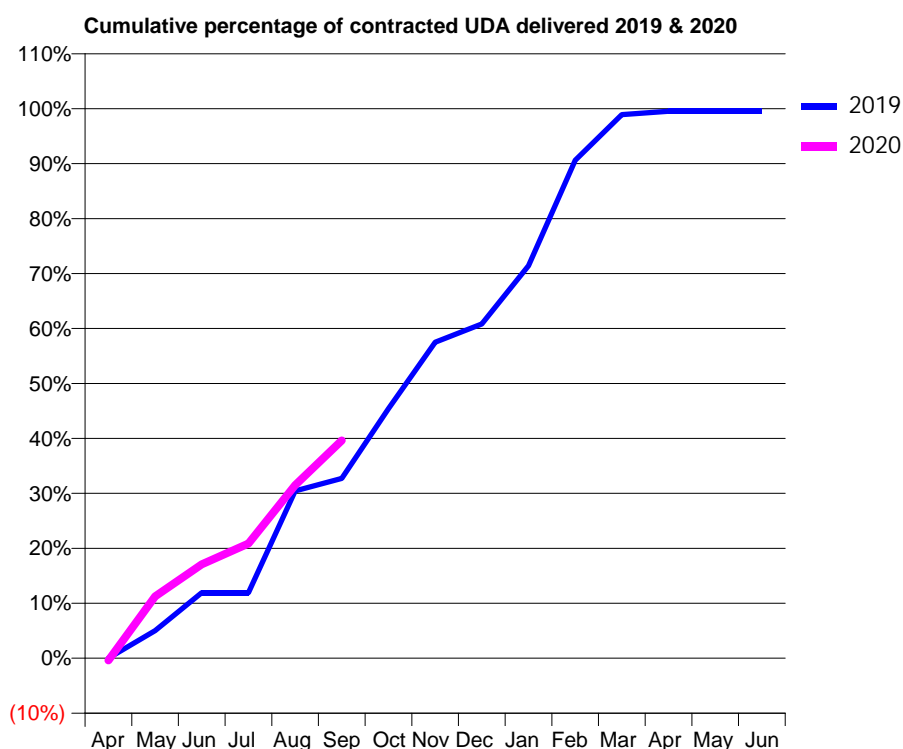
19/20 Contracted general activity (UDA)	481
Carry forward general activity (UDA)	2
19/20 Contracted orthodontic activity (UOA)	0
Carry forward orthodontic activity (UOA)	0
Baseline contract value	£12,184.96

ACCESS*

Patients seen in 24 months	Total	Change since previous quarter
Quarter ending September 2018	245	
Quarter ending December 2018	246	→
Quarter ending March 2019	244	→
Quarter ending June 2019	238	↓
Quarter ending September 2019	241	→
Variance since September 2018	(1.6%)	↓



ACTIVITY



Month	2019	2020
April	-0	-2
May	24	54
June	57	82
July	57	100
August	146	151
September	157	191
October	218	
November	277	
December	293	
January	344	
February	436	
March	476	
April	479	
May	479	
June	479	

QUALITY

	Quantity	Base Number	Contract	AT	Region	England
% of FP17s for the same patient ID Re-attending within 3 months - Children	2	99	2.0%	11.1%	12.0%	11.5%
% of FP17s for the same patient ID Re-attending within 3 months - Adults	2	38	5.3%	16.6%	17.2%	15.4%
% of FP17s for the same patient ID Re-attending between 3 & 9 months - Children	59	99	59.6%	45.5%	49.4%	59.7%
% of FP17s for the same patient ID Re-attending between 3 & 9 months - Adults	21	38	55.3%	37.1%	39.2%	51.7%
% of FP17s for Band 1 Urgent Courses	3	136	2.2%	11.3%	11.0%	9.2%
% of FP17s Relating to Free Repair or Replacements	0	136	0.0%	0.5%	0.5%	0.7%
% of FP17s Relating to Continuations	0	136	0.0%	0.7%	0.7%	0.8%
% of Patients satisfied with the dentistry they have received	0	0	N/A	91.5%	90.9%	93.5%
% of Patients satisfied with the time they had to wait for an appointment	0	0	N/A	80.9%	83.7%	87.4%

* This is based on patients treated on this contract for their most recent course of treatment. Figures in italics indicate the base number of FP17s or Patient Questionnaire responses are less than 100. N/A is shown where the base number of responses is less than 10 during the period. % is calculated as Quantity/Base number*100

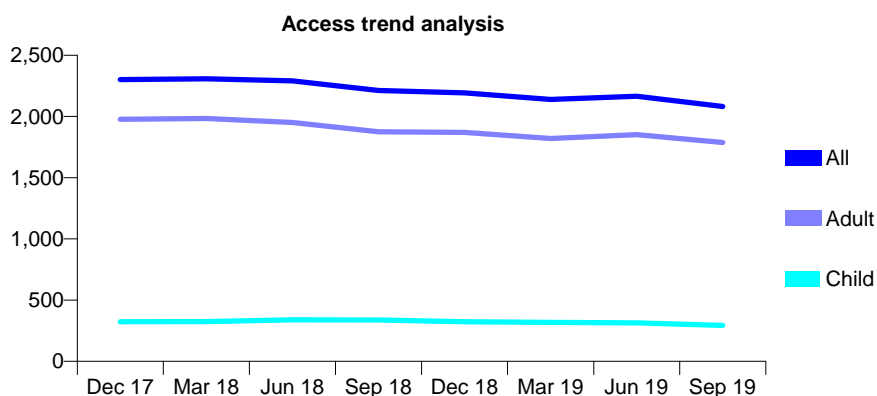
Q61 - Vital Signs At a Glance Contract Report for 328766/0001 - September 2019

Name or company name	MR RB TRAVERS
Contract type name	GDS Contract
Purpose of contract	General
Contract start date	01/04/2006
Contract end date	

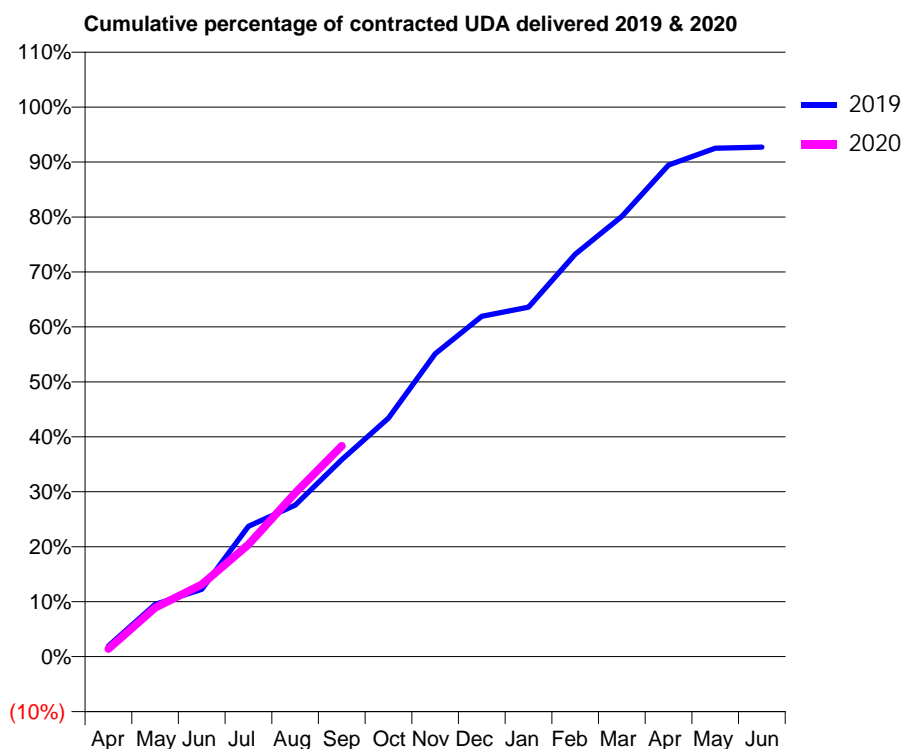
19/20 Contracted general activity (UDA)	8,132
Carry forward general activity (UDA)	0
19/20 Contracted orthodontic activity (UOA)	0
Carry forward orthodontic activity (UOA)	0
Baseline contract value	£257,318.19

ACCESS*

Patients seen in 24 months	Total	Change since previous quarter
Quarter ending September 2018	2,213	
Quarter ending December 2018	2,193	→
Quarter ending March 2019	2,139	↓
Quarter ending June 2019	2,165	→
Quarter ending September 2019	2,082	↓
Variance since September 2018	(5.9%)	↓



ACTIVITY



Month	Adjusted Scheduled Activity (UDA)	
	2019	2020
April	157	115
May	772	722
June	995	1,066
July	1,930	1,659
August	2,240	2,422
September	2,913	3,120
October	3,529	
November	4,483	
December	5,036	
January	5,171	
February	5,955	
March	6,513	
April	7,275	
May	7,524	
June	7,540	

QUALITY

	Quantity	Base Number	Contract	AT	Region	England
% of FP17s for the same patient ID Re-attending within 3 months - Children	14	157	8.9%	11.1%	12.0%	11.5%
% of FP17s for the same patient ID Re-attending within 3 months - Adults	109	906	12.0%	16.6%	17.2%	15.4%
% of FP17s for the same patient ID Re-attending between 3 & 9 months - Children	47	157	29.9%	45.5%	49.4%	59.7%
% of FP17s for the same patient ID Re-attending between 3 & 9 months - Adults	285	906	31.5%	37.1%	39.2%	51.7%
% of FP17s for Band 1 Urgent Courses	54	861	6.3%	11.3%	11.0%	9.2%
% of FP17s Relating to Free Repair or Replacements	7	861	0.8%	0.5%	0.5%	0.7%
% of FP17s Relating to Continuations	10	861	1.2%	0.7%	0.7%	0.8%
% of Patients satisfied with the dentistry they have received	0	0	N/A	91.5%	90.9%	93.5%
% of Patients satisfied with the time they had to wait for an appointment	0	0	N/A	80.9%	83.7%	87.4%

* This is based on patients treated on this contract for their most recent course of treatment. Figures in italics indicate the base number of FP17s or Patient Questionnaire responses are less than 100. N/A is shown where the base number of responses is less than 10 during the period. % is calculated as Quantity/Base number*100

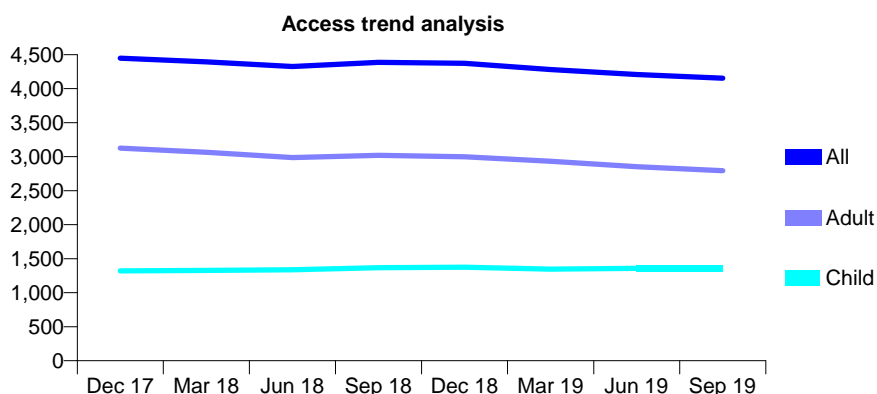
Q61 - Vital Signs At a Glance Contract Report for 329665/0002 - September 2019

Name or company name	MR A GANDECHA
Contract type name	GDS Contract
Purpose of contract	General
Contract start date	01/04/2006
Contract end date	

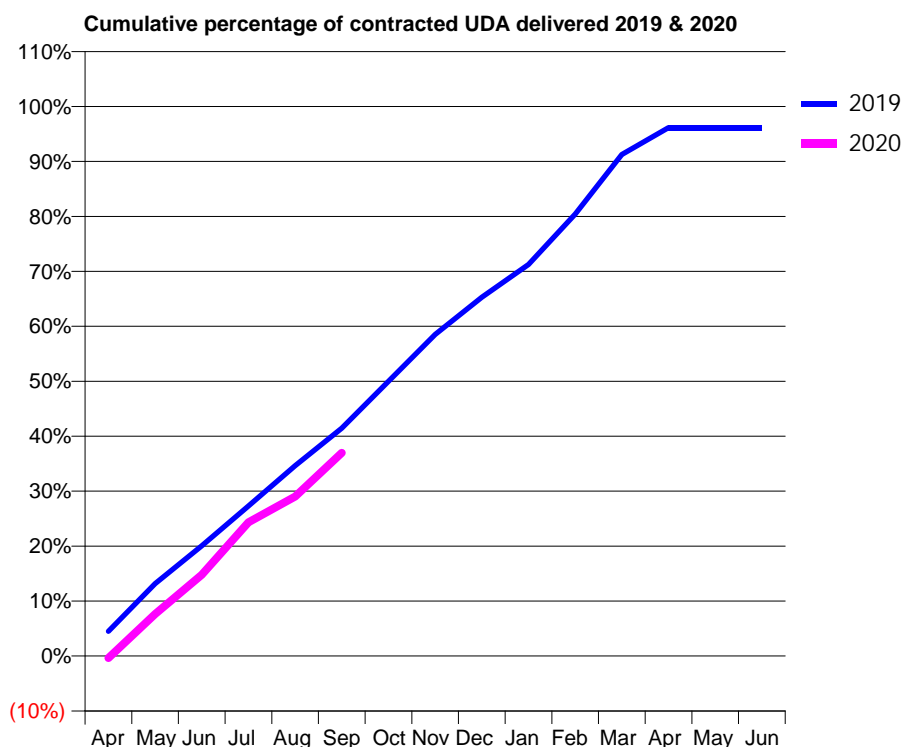
19/20 Contracted general activity (UDA)	14,047
Carry forward general activity (UDA)	541
19/20 Contracted orthodontic activity (UOA)	0
Carry forward orthodontic activity (UOA)	0
Baseline contract value	£374,266.64

ACCESS*

Patients seen in 24 months	Total	Change since previous quarter
Quarter ending September 2018	4,387	
Quarter ending December 2018	4,374	→
Quarter ending March 2019	4,282	↓
Quarter ending June 2019	4,208	↓
Quarter ending September 2019	4,153	↓
Variance since September 2018	(5.3%)	↓



ACTIVITY



Month	Adjusted Scheduled Activity (UDA)	
	2019	2020
April	631	-53
May	1,852	1,074
June	2,817	2,077
July	3,838	3,417
August	4,867	4,078
September	5,825	5,192
October	7,024	
November	8,220	
December	9,171	
January	10,011	
February	11,296	
March	12,819	
April	13,508	
May	13,506	
June	13,506	

QUALITY

	Quantity	Base Number	Contract	AT	Region	England
% of FP17s for the same patient ID Re-attending within 3 months - Children	92	847	10.9%	11.1%	12.0%	11.5%
% of FP17s for the same patient ID Re-attending within 3 months - Adults	229	1,571	14.6%	16.6%	17.2%	15.4%
% of FP17s for the same patient ID Re-attending between 3 & 9 months - Children	411	847	48.5%	45.5%	49.4%	59.7%
% of FP17s for the same patient ID Re-attending between 3 & 9 months - Adults	698	1,571	44.4%	37.1%	39.2%	51.7%
% of FP17s for Band 1 Urgent Courses	186	2,227	8.4%	11.3%	11.0%	9.2%
% of FP17s Relating to Free Repair or Replacements	21	2,227	0.9%	0.5%	0.5%	0.7%
% of FP17s Relating to Continuations	1	2,227	0.0%	0.7%	0.7%	0.8%
% of Patients satisfied with the dentistry they have received	0	0	N/A	91.5%	90.9%	93.5%
% of Patients satisfied with the time they had to wait for an appointment	0	0	N/A	80.9%	83.7%	87.4%

* This is based on patients treated on this contract for their most recent course of treatment. Figures in italics indicate the base number of FP17s or Patient Questionnaire responses are less than 100. N/A is shown where the base number of responses is less than 10 during the period. % is calculated as Quantity/Base number*100

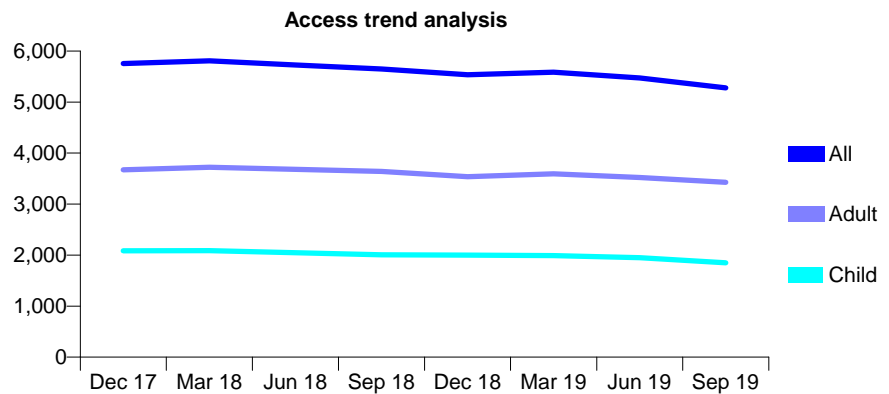
Q61 - Vital Signs At a Glance Contract Report for 332542/0001 - September 2019

Name or company name	Cedars Dental Practice
Contract type name	GDS Contract
Purpose of contract	General
Contract start date	01/04/2006
Contract end date	

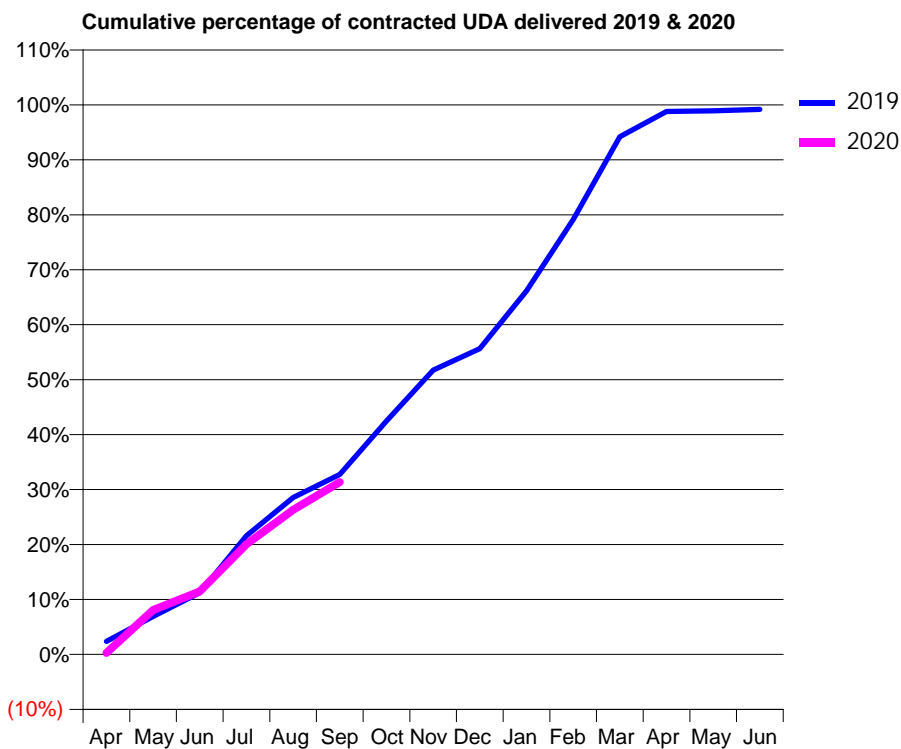
19/20 Contracted general activity (UDA)	12,606
Carry forward general activity (UDA)	105
19/20 Contracted orthodontic activity (UOA)	0
Carry forward orthodontic activity (UOA)	0
Baseline contract value	£350,382.46

ACCESS*

Patients seen in 24 months	Total	Change since previous quarter
Quarter ending September 2018	5,648	
Quarter ending December 2018	5,537	↓
Quarter ending March 2019	5,585	→
Quarter ending June 2019	5,472	↓
Quarter ending September 2019	5,277	↓
Variance since September 2018	(6.6%)	↓



ACTIVITY



Month	2019	2020
April	302	36
May	873	1,020
June	1,416	1,445
July	2,721	2,528
August	3,600	3,316
September	4,127	3,950
October	5,355	
November	6,525	
December	7,012	
January	8,338	
February	9,976	
March	11,873	
April	12,455	
May	12,471	
June	12,501	

QUALITY

	Quantity	Base Number	Contract	AT	Region	England
% of FP17s for the same patient ID Re-attending within 3 months - Children	58	766	7.6%	11.1%	12.0%	11.5%
% of FP17s for the same patient ID Re-attending within 3 months - Adults	101	1,041	9.7%	16.6%	17.2%	15.4%
% of FP17s for the same patient ID Re-attending between 3 & 9 months - Children	206	766	26.9%	45.5%	49.4%	59.7%
% of FP17s for the same patient ID Re-attending between 3 & 9 months - Adults	205	1,041	19.7%	37.1%	39.2%	51.7%
% of FP17s for Band 1 Urgent Courses	114	1,278	8.9%	11.3%	11.0%	9.2%
% of FP17s Relating to Free Repair or Replacements	5	1,278	0.4%	0.5%	0.5%	0.7%
% of FP17s Relating to Continuations	2	1,278	0.2%	0.7%	0.7%	0.8%
% of Patients satisfied with the dentistry they have received	0	2	N/A	91.5%	90.9%	93.5%
% of Patients satisfied with the time they had to wait for an appointment	1	2	N/A	80.9%	83.7%	87.4%

* This is based on patients treated on this contract for their most recent course of treatment. Figures in italics indicate the base number of FP17s or Patient Questionnaire responses are less than 100. N/A is shown where the base number of responses is less than 10 during the period. % is calculated as Quantity/Base number*100

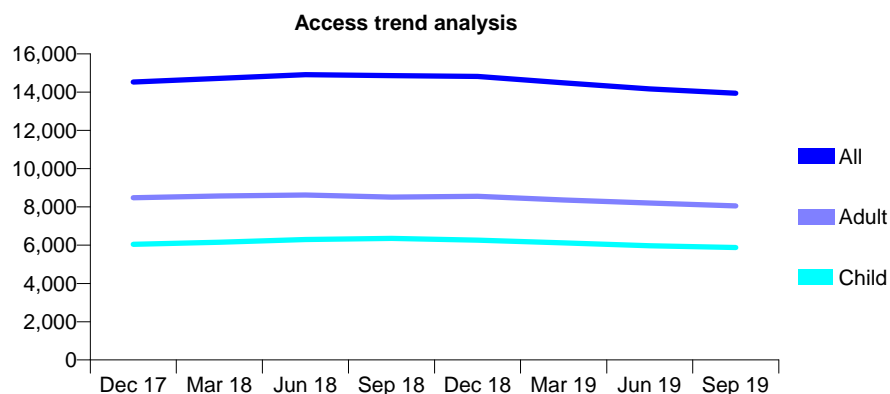
Q61 - Vital Signs At a Glance Contract Report for 332852/0001 - September 2019

Name or company name	JAYESH KOTECHEA
Contract type name	GDS Contract
Purpose of contract	General
Contract start date	01/05/2013
Contract end date	

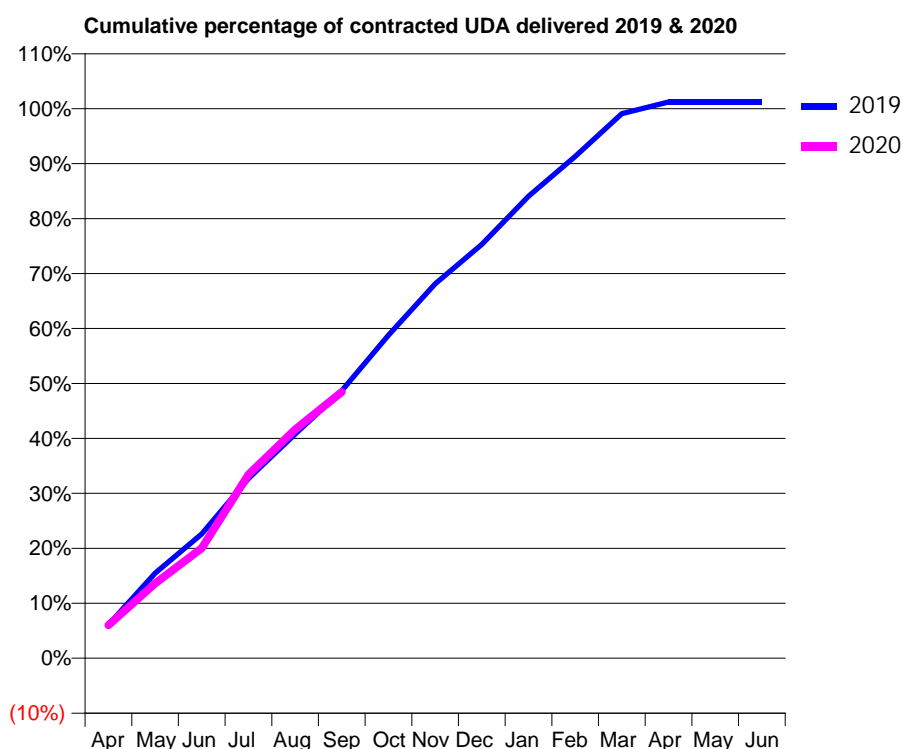
19/20 Contracted general activity (UDA)	33,873
Carry forward general activity (UDA)	-410
19/20 Contracted orthodontic activity (UOA)	0
Carry forward orthodontic activity (UOA)	0
Baseline contract value	£1,203,432.01

ACCESS*

Patients seen in 24 months	Total	Change since previous quarter
Quarter ending September 2018	14,862	
Quarter ending December 2018	14,818	→
Quarter ending March 2019	14,481	↓
Quarter ending June 2019	14,171	↓
Quarter ending September 2019	13,937	↓
Variance since September 2018	(6.2%)	↓



ACTIVITY



Month	2019	2020
April	2,066	2,042
May	5,247	4,617
June	7,664	6,783
July	11,076	11,327
August	13,815	14,100
September	16,487	16,407
October	19,913	
November	23,076	
December	25,505	
January	28,472	
February	30,927	
March	33,568	
April	34,280	
May	34,282	
June	34,283	

QUALITY

	Quantity	Base Number	Contract	AT	Region	England
% of FP17s for the same patient ID Re-attending within 3 months - Children	188	3,465	5.4%	11.1%	12.0%	11.5%
% of FP17s for the same patient ID Re-attending within 3 months - Adults	429	4,009	10.7%	16.6%	17.2%	15.4%
% of FP17s for the same patient ID Re-attending between 3 & 9 months - Children	1,646	3,465	47.5%	45.5%	49.4%	59.7%
% of FP17s for the same patient ID Re-attending between 3 & 9 months - Adults	1,813	4,009	45.2%	37.1%	39.2%	51.7%
% of FP17s for Band 1 Urgent Courses	682	7,172	9.5%	11.3%	11.0%	9.2%
% of FP17s Relating to Free Repair or Replacements	24	7,172	0.3%	0.5%	0.5%	0.7%
% of FP17s Relating to Continuations	2	7,172	0.0%	0.7%	0.7%	0.8%
% of Patients satisfied with the dentistry they have received	2	2	N/A	91.5%	90.9%	93.5%
% of Patients satisfied with the time they had to wait for an appointment	2	2	N/A	80.9%	83.7%	87.4%

* This is based on patients treated on this contract for their most recent course of treatment.

Figures in italics indicate the base number of FP17s or Patient Questionnaire responses are less than 100. N/A is shown where the base number of responses is less than 10 during the period. % is calculated as Quantity/Base number*100

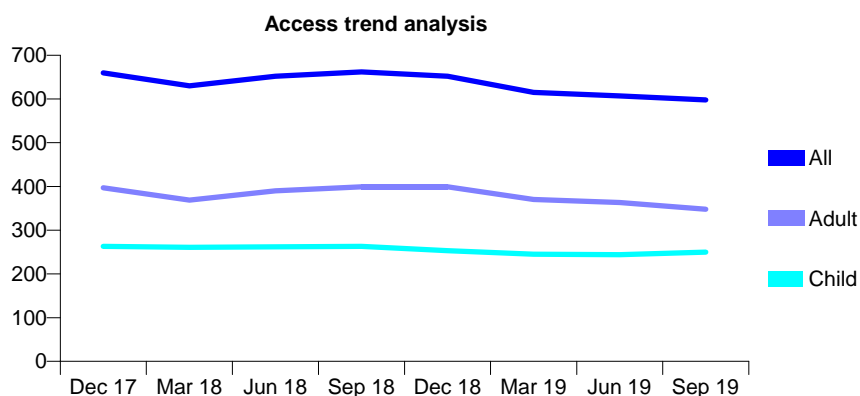
Q61 - Vital Signs At a Glance Contract Report for 334359/0001 - September 2019

Name or company name	MR A JARVID
Contract type name	GDS Contract
Purpose of contract	General
Contract start date	01/04/2006
Contract end date	

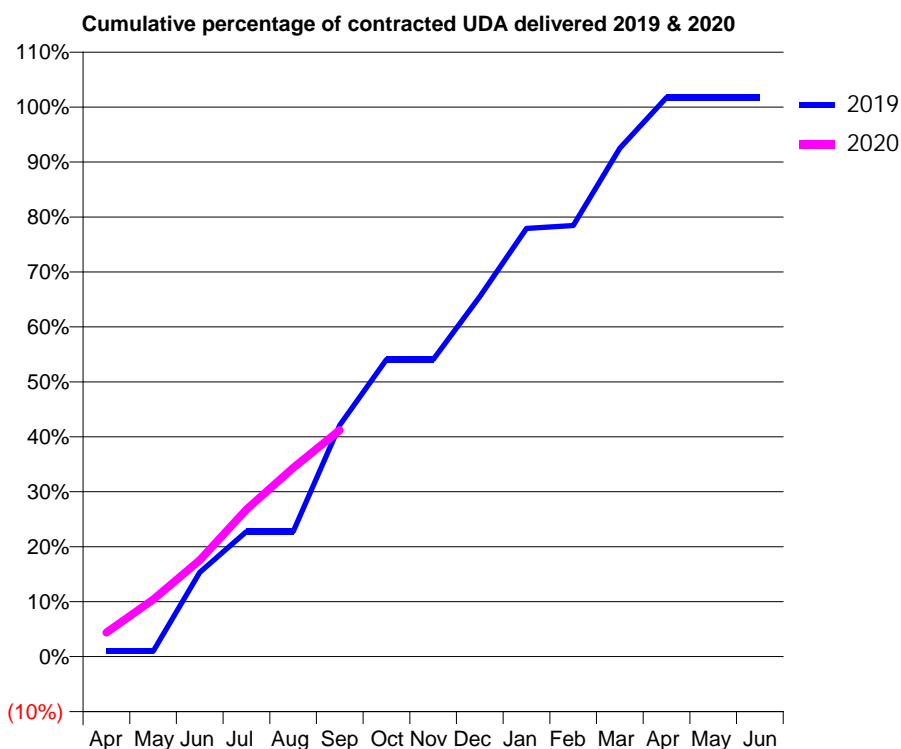
19/20 Contracted general activity (UDA)	1,322
Carry forward general activity (UDA)	-23
19/20 Contracted orthodontic activity (UOA)	0
Carry forward orthodontic activity (UOA)	0
Baseline contract value	£42,749.86

ACCESS*

Patients seen in 24 months	Total	Change since previous quarter
Quarter ending September 2018	662	
Quarter ending December 2018	652	↓
Quarter ending March 2019	615	↓
Quarter ending June 2019	607	↓
Quarter ending September 2019	598	↓
Variance since September 2018	(9.7%)	↓



ACTIVITY



Month	Adjusted Scheduled Activity (UDA)	
	2019	2020
April	13	58
May	13	137
June	203	232
July	301	354
August	301	454
September	557	545
October	715	
November	715	
December	866	
January	1,030	
February	1,037	
March	1,223	
April	1,345	
May	1,345	
June	1,345	

QUALITY

	Quantity	Base Number	Contract	AT	Region	England
% of FP17s for the same patient ID Re-attending within 3 months - Children	6	145	4.1%	11.1%	12.0%	11.5%
% of FP17s for the same patient ID Re-attending within 3 months - Adults	10	121	8.3%	16.6%	17.2%	15.4%
% of FP17s for the same patient ID Re-attending between 3 & 9 months - Children	37	145	25.5%	45.5%	49.4%	59.7%
% of FP17s for the same patient ID Re-attending between 3 & 9 months - Adults	27	121	22.3%	37.1%	39.2%	51.7%
% of FP17s for Band 1 Urgent Courses	0	239	0.0%	11.3%	11.0%	9.2%
% of FP17s Relating to Free Repair or Replacements	0	239	0.0%	0.5%	0.5%	0.7%
% of FP17s Relating to Continuations	0	239	0.0%	0.7%	0.7%	0.8%
% of Patients satisfied with the dentistry they have received	0	0	N/A	91.5%	90.9%	93.5%
% of Patients satisfied with the time they had to wait for an appointment	0	0	N/A	80.9%	83.7%	87.4%

* This is based on patients treated on this contract for their most recent course of treatment. Figures in italics indicate the base number of FP17s or Patient Questionnaire responses are less than 100. N/A is shown where the base number of responses is less than 10 during the period. % is calculated as Quantity/Base number*100

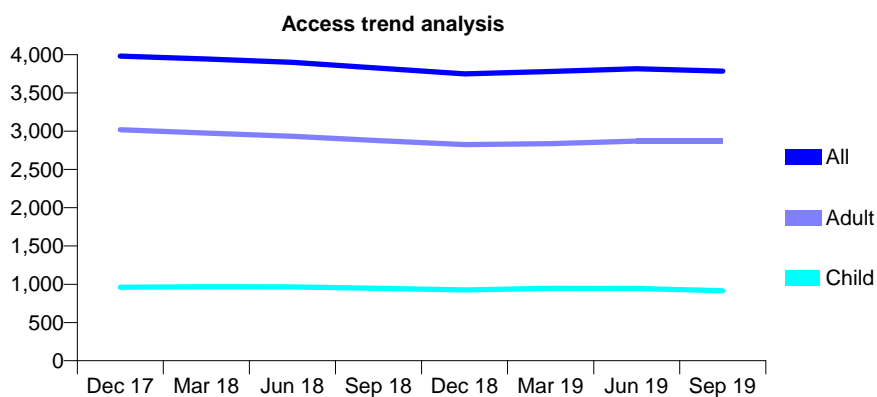
Q61 - Vital Signs At a Glance Contract Report for 335495/0001 - September 2019

Name or company name	MISS A HOQUE
Contract type name	GDS Contract
Purpose of contract	General
Contract start date	01/04/2006
Contract end date	

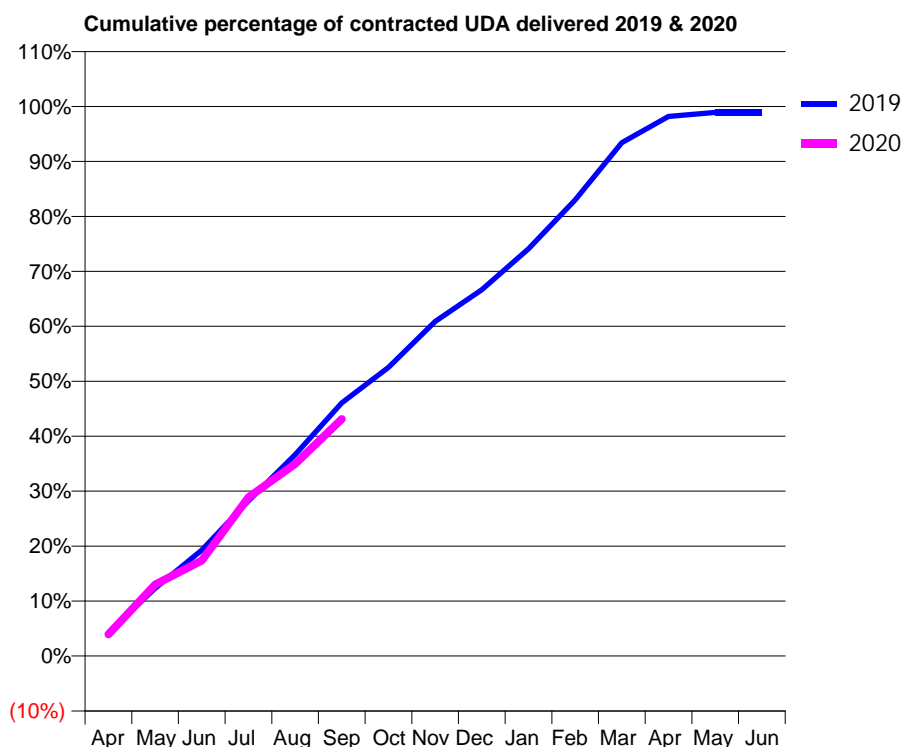
19/20 Contracted general activity (UDA)	10,500
Carry forward general activity (UDA)	0
19/20 Contracted orthodontic activity (UOA)	0
Carry forward orthodontic activity (UOA)	0
Baseline contract value	£296,680.27

ACCESS*

Patients seen in 24 months	Total	Change since previous quarter
Quarter ending September 2018	3,825	
Quarter ending December 2018	3,748	↓
Quarter ending March 2019	3,781	→
Quarter ending June 2019	3,816	→
Quarter ending September 2019	3,784	→
Variance since September 2018	(1.1%)	↓



ACTIVITY



Month	Adjusted Scheduled Activity (UDA)	
	2019	2020
April	442	414
May	1,295	1,363
June	2,023	1,824
July	2,965	3,035
August	3,849	3,670
September	4,835	4,527
October	5,514	
November	6,392	
December	6,998	
January	7,782	
February	8,716	
March	9,809	
April	10,309	
May	10,384	
June	10,384	

QUALITY

	Quantity	Base Number	Contract	AT	Region	England
% of FP17s for the same patient ID Re-attending within 3 months - Children	48	471	10.2%	11.1%	12.0%	11.5%
% of FP17s for the same patient ID Re-attending within 3 months - Adults	297	1,433	20.7%	16.6%	17.2%	15.4%
% of FP17s for the same patient ID Re-attending between 3 & 9 months - Children	140	471	29.7%	45.5%	49.4%	59.7%
% of FP17s for the same patient ID Re-attending between 3 & 9 months - Adults	322	1,433	22.5%	37.1%	39.2%	51.7%
% of FP17s for Band 1 Urgent Courses	347	1,743	19.9%	11.3%	11.0%	9.2%
% of FP17s Relating to Free Repair or Replacements	8	1,743	0.5%	0.5%	0.5%	0.7%
% of FP17s Relating to Continuations	24	1,743	1.4%	0.7%	0.7%	0.8%
% of Patients satisfied with the dentistry they have received	2	2	N/A	91.5%	90.9%	93.5%
% of Patients satisfied with the time they had to wait for an appointment	1	2	N/A	80.9%	83.7%	87.4%

* This is based on patients treated on this contract for their most recent course of treatment. Figures in italics indicate the base number of FP17s or Patient Questionnaire responses are less than 100. N/A is shown where the base number of responses is less than 10 during the period. % is calculated as Quantity/Base number*100

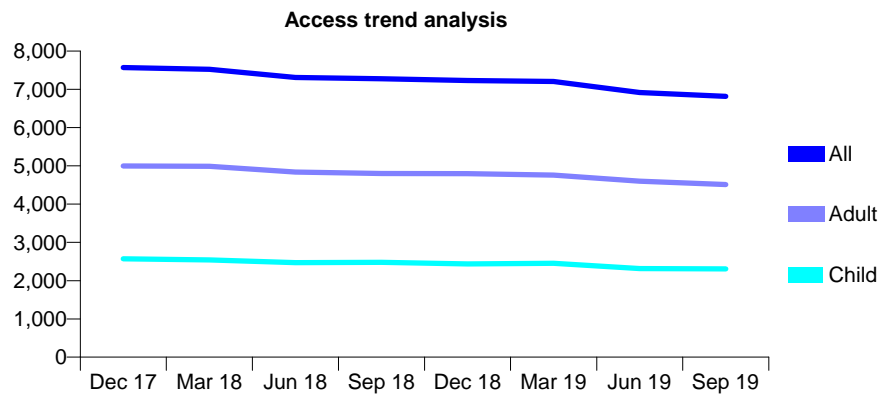
Q61 - Vital Signs At a Glance Contract Report for 336955/0004 - September 2019

Name or company name	MR SM HUSSAIN
Contract type name	GDS Contract
Purpose of contract	General
Contract start date	01/04/2006
Contract end date	

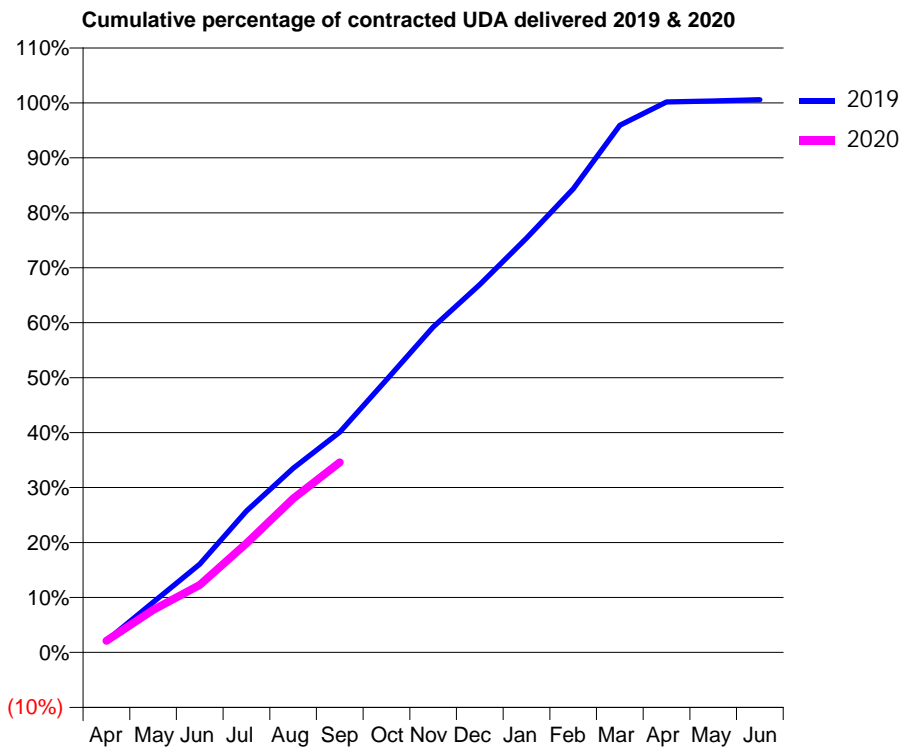
19/20 Contracted general activity (UDA)	20,008
Carry forward general activity (UDA)	-113
19/20 Contracted orthodontic activity (UOA)	0
Carry forward orthodontic activity (UOA)	0
Baseline contract value	£562,243.98

ACCESS*

Patients seen in 24 months	Total	Change since previous quarter
Quarter ending September 2018	7,277	
Quarter ending December 2018	7,231	→
Quarter ending March 2019	7,207	→
Quarter ending June 2019	6,916	↓
Quarter ending September 2019	6,818	↓
Variance since September 2018	(6.3%)	↓



ACTIVITY



Month	2019	2020
April	430	423
May	1,828	1,545
June	3,218	2,459
July	5,151	3,971
August	6,703	5,603
September	8,018	6,920
October	9,925	
November	11,848	
December	13,392	
January	15,082	
February	16,873	
March	19,191	
April	20,042	
May	20,075	
June	20,121	

QUALITY

	Quantity	Base Number	Contract	AT	Region	England
% of FP17s for the same patient ID Re-attending within 3 months - Children	68	1,369	5.0%	11.1%	12.0%	11.5%
% of FP17s for the same patient ID Re-attending within 3 months - Adults	178	2,065	8.6%	16.6%	17.2%	15.4%
% of FP17s for the same patient ID Re-attending between 3 & 9 months - Children	756	1,369	55.2%	45.5%	49.4%	59.7%
% of FP17s for the same patient ID Re-attending between 3 & 9 months - Adults	988	2,065	47.8%	37.1%	39.2%	51.7%
% of FP17s for Band 1 Urgent Courses	165	3,058	5.4%	11.3%	11.0%	9.2%
% of FP17s Relating to Free Repair or Replacements	17	3,058	0.6%	0.5%	0.5%	0.7%
% of FP17s Relating to Continuations	6	3,058	0.2%	0.7%	0.7%	0.8%
% of Patients satisfied with the dentistry they have received	0	0	N/A	91.5%	90.9%	93.5%
% of Patients satisfied with the time they had to wait for an appointment	0	0	N/A	80.9%	83.7%	87.4%

* This is based on patients treated on this contract for their most recent course of treatment. Figures in italics indicate the base number of FP17s or Patient Questionnaire responses are less than 100. N/A is shown where the base number of responses is less than 10 during the period. % is calculated as Quantity/Base number*100

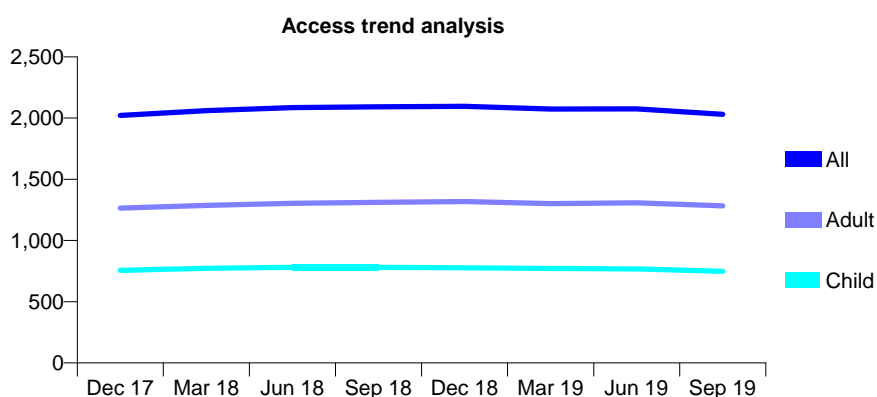
Q61 - Vital Signs At a Glance Contract Report for 337781/0001 - September 2019

Name or company name	MR R HEJAZI-TEHRANI
Contract type name	GDS Contract
Purpose of contract	General
Contract start date	01/04/2006
Contract end date	

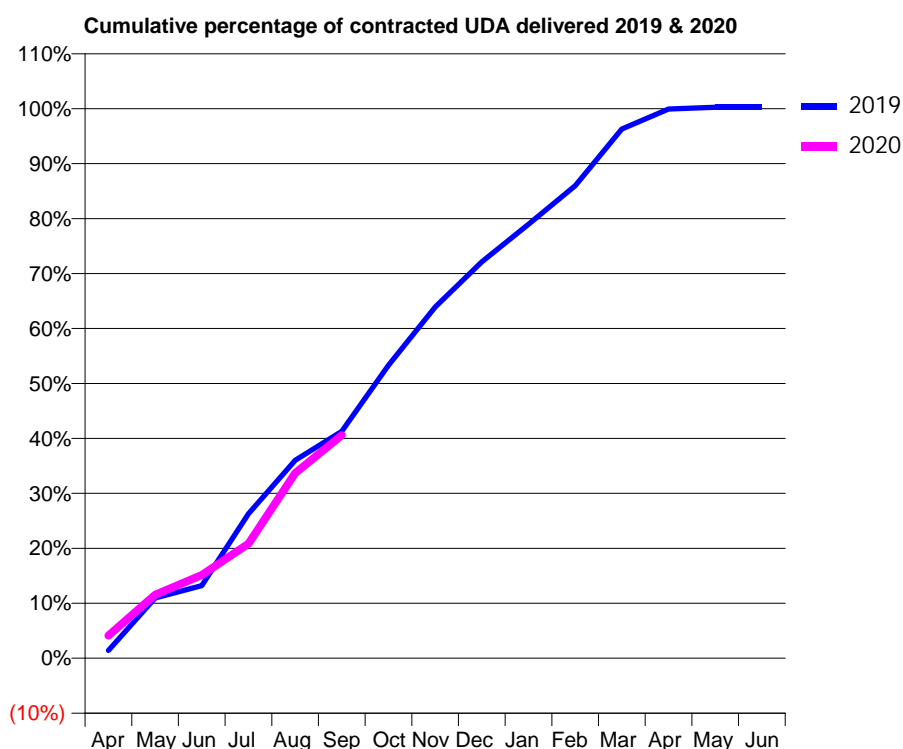
19/20 Contracted general activity (UDA)	4,625
Carry forward general activity (UDA)	-12
19/20 Contracted orthodontic activity (UOA)	0
Carry forward orthodontic activity (UOA)	0
Baseline contract value	£129,795.89

ACCESS*

Patients seen in 24 months	Total	Change since previous quarter
Quarter ending September 2018	2,092	
Quarter ending December 2018	2,096	→
Quarter ending March 2019	2,073	↓
Quarter ending June 2019	2,075	→
Quarter ending September 2019	2,031	↓
Variance since September 2018	(2.9%)	↓



ACTIVITY



Month	2019	2020
April	66	192
May	506	534
June	611	700
July	1,216	963
August	1,665	1,558
September	1,910	1,877
October	2,465	
November	2,955	
December	3,335	
January	3,653	
February	3,977	
March	4,454	
April	4,622	
May	4,637	
June	4,637	

QUALITY

	Quantity	Base Number	Contract	AT	Region	England
% of FP17s for the same patient ID Re-attending within 3 months - Children	24	431	5.6%	11.1%	12.0%	11.5%
% of FP17s for the same patient ID Re-attending within 3 months - Adults	78	638	12.2%	16.6%	17.2%	15.4%
% of FP17s for the same patient ID Re-attending between 3 & 9 months - Children	234	431	54.3%	45.5%	49.4%	59.7%
% of FP17s for the same patient ID Re-attending between 3 & 9 months - Adults	282	638	44.2%	37.1%	39.2%	51.7%
% of FP17s for Band 1 Urgent Courses	67	999	6.7%	11.3%	11.0%	9.2%
% of FP17s Relating to Free Repair or Replacements	1	999	0.1%	0.5%	0.5%	0.7%
% of FP17s Relating to Continuations	0	999	0.0%	0.7%	0.7%	0.8%
% of Patients satisfied with the dentistry they have received	0	0	N/A	91.5%	90.9%	93.5%
% of Patients satisfied with the time they had to wait for an appointment	0	0	N/A	80.9%	83.7%	87.4%

* This is based on patients treated on this contract for their most recent course of treatment.

Figures in italics indicate the base number of FP17s or Patient Questionnaire responses are less than 100. N/A is shown where the base number of responses is less than 10 during the period. % is calculated as Quantity/Base number*100

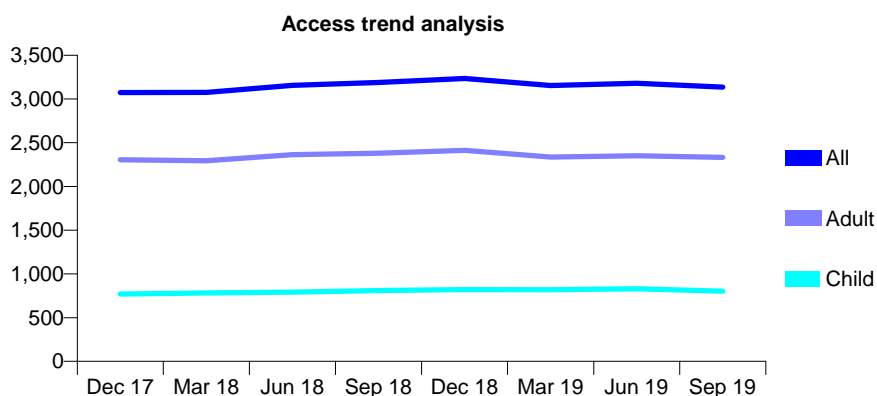
Q61 - Vital Signs At a Glance Contract Report for 338761/0001 - September 2019

Name or company name	MR MS KHAN
Contract type name	GDS Contract
Purpose of contract	General
Contract start date	01/04/2006
Contract end date	

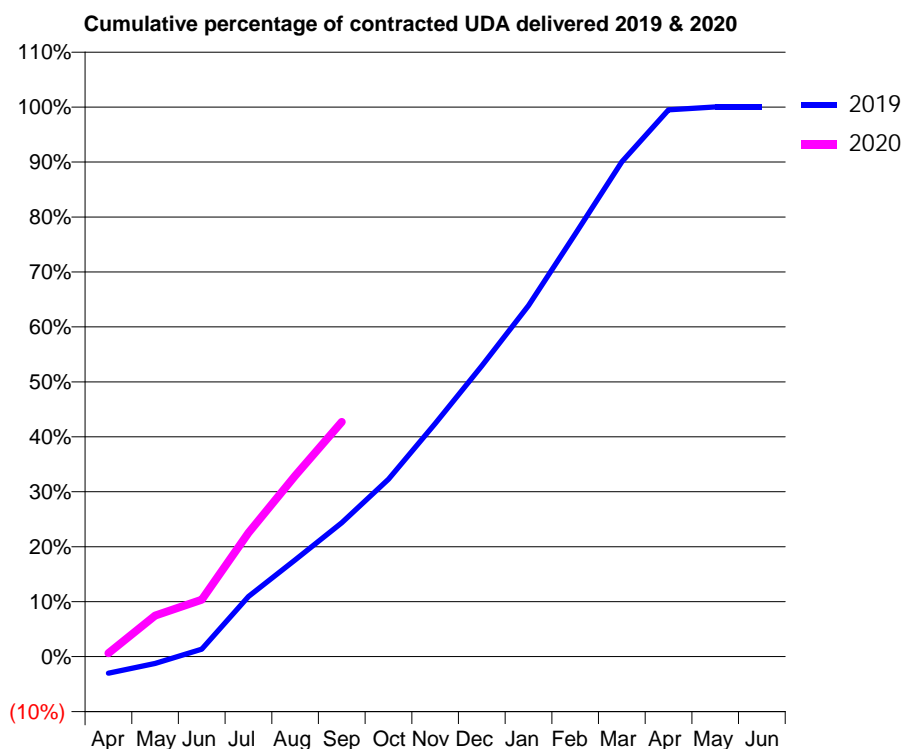
19/20 Contracted general activity (UDA)	11,004
Carry forward general activity (UDA)	0
19/20 Contracted orthodontic activity (UOA)	0
Carry forward orthodontic activity (UOA)	0
Baseline contract value	£342,206.68

ACCESS*

Patients seen in 24 months	Total	Change since previous quarter
Quarter ending September 2018	3,190	
Quarter ending December 2018	3,235	→
Quarter ending March 2019	3,154	↓
Quarter ending June 2019	3,181	→
Quarter ending September 2019	3,136	↓
Variance since September 2018	(1.7%)	↓



ACTIVITY



Month	Adjusted Scheduled Activity (UDA)	
	2019	2020
April	-333	69
May	-137	823
June	150	1,138
July	1,204	2,479
August	1,938	3,623
September	2,679	4,698
October	3,552	
November	4,666	
December	5,819	
January	7,029	
February	8,461	
March	9,906	
April	10,947	
May	11,005	
June	11,005	

QUALITY

	Quantity	Base Number	Contract	AT	Region	England
% of FP17s for the same patient ID Re-attending within 3 months - Children	96	563	17.1%	11.1%	12.0%	11.5%
% of FP17s for the same patient ID Re-attending within 3 months - Adults	342	1,406	24.3%	16.6%	17.2%	15.4%
% of FP17s for the same patient ID Re-attending between 3 & 9 months - Children	266	563	47.2%	45.5%	49.4%	59.7%
% of FP17s for the same patient ID Re-attending between 3 & 9 months - Adults	489	1,406	34.8%	37.1%	39.2%	51.7%
% of FP17s for Band 1 Urgent Courses	361	1,676	21.5%	11.3%	11.0%	9.2%
% of FP17s Relating to Free Repair or Replacements	14	1,676	0.8%	0.5%	0.5%	0.7%
% of FP17s Relating to Continuations	25	1,676	1.5%	0.7%	0.7%	0.8%
% of Patients satisfied with the dentistry they have received	2	2	N/A	91.5%	90.9%	93.5%
% of Patients satisfied with the time they had to wait for an appointment	0	2	N/A	80.9%	83.7%	87.4%

* This is based on patients treated on this contract for their most recent course of treatment. Figures in italics indicate the base number of FP17s or Patient Questionnaire responses are less than 100. N/A is shown where the base number of responses is less than 10 during the period. % is calculated as Quantity/Base number*100

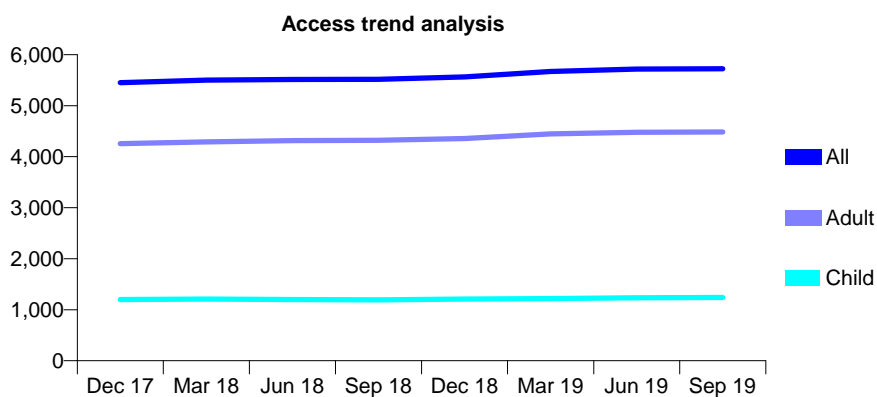
Q61 - Vital Signs At a Glance Contract Report for 338877/0001 - September 2019

Name or company name	MR MC MARCOU
Contract type name	GDS Contract
Purpose of contract	General
Contract start date	01/04/2006
Contract end date	

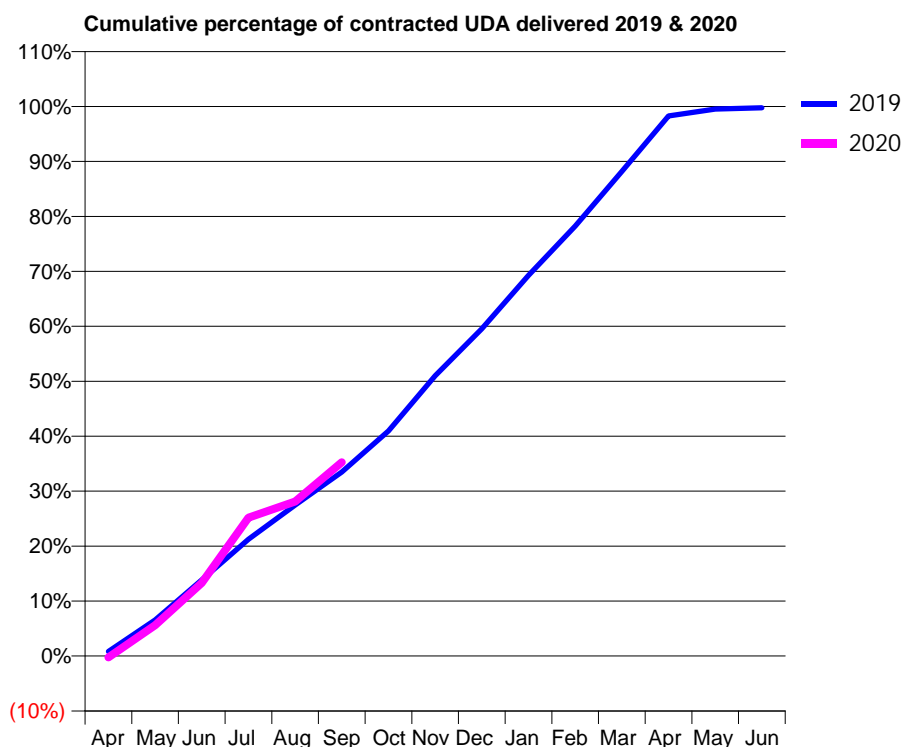
19/20 Contracted general activity (UDA)	15,124
Carry forward general activity (UDA)	38
19/20 Contracted orthodontic activity (UOA)	0
Carry forward orthodontic activity (UOA)	0
Baseline contract value	£414,582.78

ACCESS*

Patients seen in 24 months	Total	Change since previous quarter
Quarter ending September 2018	5,518	
Quarter ending December 2018	5,564	→
Quarter ending March 2019	5,668	→
Quarter ending June 2019	5,717	→
Quarter ending September 2019	5,724	→
Variance since September 2018	3.7%	↑



ACTIVITY



Month	Adjusted Scheduled Activity (UDA)	
	2019	2020
April	126	-38
May	991	849
June	2,095	2,011
July	3,213	3,808
August	4,158	4,252
September	5,062	5,331
October	6,194	
November	7,717	
December	9,004	
January	10,476	
February	11,835	
March	13,336	
April	14,863	
May	15,053	
June	15,085	

QUALITY

	Quantity	Base Number	Contract	AT	Region	England
% of FP17s for the same patient ID Re-attending within 3 months - Children	42	681	6.2%	11.1%	12.0%	11.5%
% of FP17s for the same patient ID Re-attending within 3 months - Adults	269	2,496	10.8%	16.6%	17.2%	15.4%
% of FP17s for the same patient ID Re-attending between 3 & 9 months - Children	349	681	51.2%	45.5%	49.4%	59.7%
% of FP17s for the same patient ID Re-attending between 3 & 9 months - Adults	1,192	2,496	47.8%	37.1%	39.2%	51.7%
% of FP17s for Band 1 Urgent Courses	187	2,184	8.6%	11.3%	11.0%	9.2%
% of FP17s Relating to Free Repair or Replacements	17	2,184	0.8%	0.5%	0.5%	0.7%
% of FP17s Relating to Continuations	0	2,184	0.0%	0.7%	0.7%	0.8%
% of Patients satisfied with the dentistry they have received	2	2	N/A	91.5%	90.9%	93.5%
% of Patients satisfied with the time they had to wait for an appointment	2	2	N/A	80.9%	83.7%	87.4%

* This is based on patients treated on this contract for their most recent course of treatment. Figures in italics indicate the base number of FP17s or Patient Questionnaire responses are less than 100. N/A is shown where the base number of responses is less than 10 during the period. % is calculated as Quantity/Base number*100

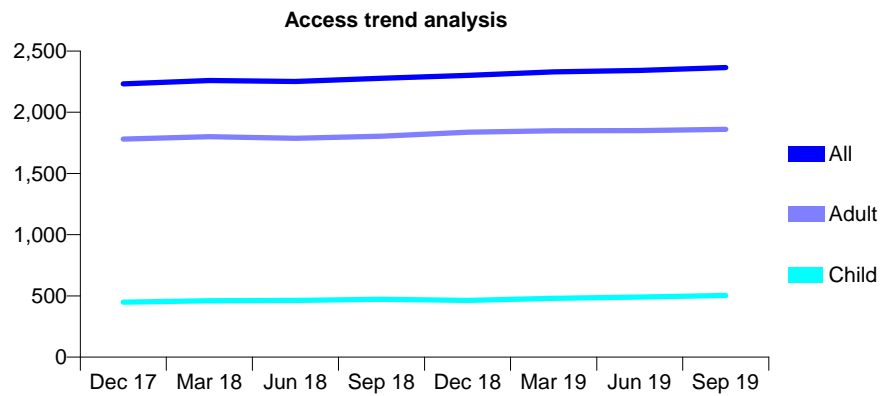
Q61 - Vital Signs At a Glance Contract Report for 339288/0001 - September 2019

Name or company name	MR SA HAMA SAIED
Contract type name	GDS Contract
Purpose of contract	General
Contract start date	01/04/2006
Contract end date	

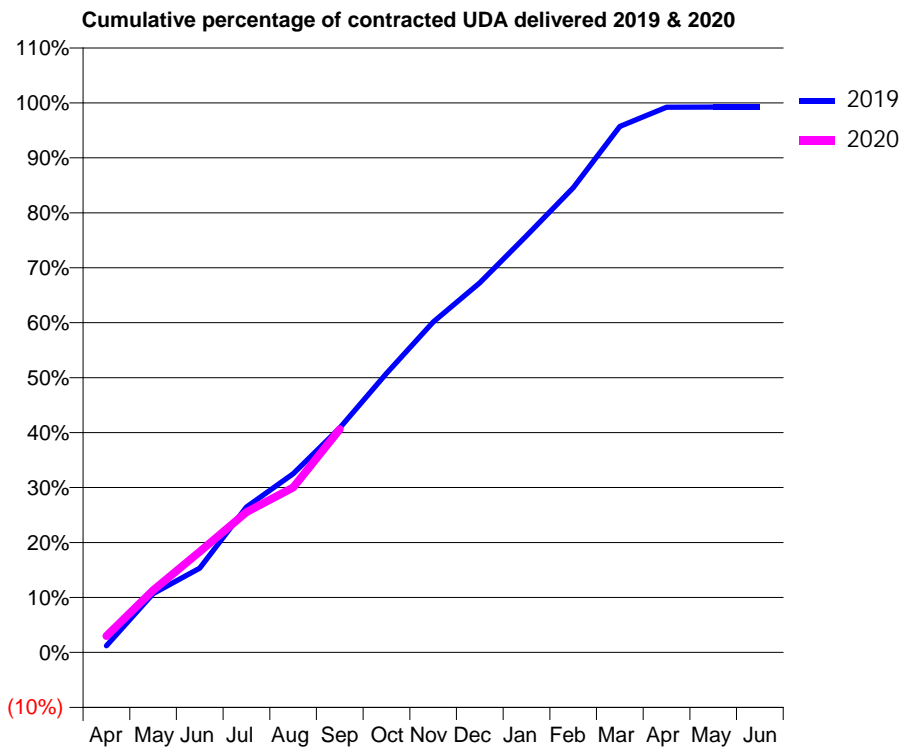
19/20 Contracted general activity (UDA)	8,013
Carry forward general activity (UDA)	61
19/20 Contracted orthodontic activity (UOA)	0
Carry forward orthodontic activity (UOA)	0
Baseline contract value	£244,478.82

ACCESS*

Patients seen in 24 months	Total	Change since previous quarter
Quarter ending September 2018	2,277	
Quarter ending December 2018	2,301	→
Quarter ending March 2019	2,330	→
Quarter ending June 2019	2,341	→
Quarter ending September 2019	2,365	→
Variance since September 2018	3.9%	↑



ACTIVITY



Month	2019	2020
April	96	241
May	859	908
June	1,228	1,469
July	2,121	2,045
August	2,606	2,404
September	3,274	3,253
October	4,068	
November	4,818	
December	5,389	
January	6,075	
February	6,776	
March	7,669	
April	7,951	
May	7,952	
June	7,952	

QUALITY

	Quantity	Base Number	Contract	AT	Region	England
% of FP17s for the same patient ID Re-attending within 3 months - Children	24	309	7.8%	11.1%	12.0%	11.5%
% of FP17s for the same patient ID Re-attending within 3 months - Adults	154	1,086	14.2%	16.6%	17.2%	15.4%
% of FP17s for the same patient ID Re-attending between 3 & 9 months - Children	110	309	35.6%	45.5%	49.4%	59.7%
% of FP17s for the same patient ID Re-attending between 3 & 9 months - Adults	471	1,086	43.4%	37.1%	39.2%	51.7%
% of FP17s for Band 1 Urgent Courses	2	1,301	0.2%	11.3%	11.0%	9.2%
% of FP17s Relating to Free Repair or Replacements	0	1,301	0.0%	0.5%	0.5%	0.7%
% of FP17s Relating to Continuations	43	1,301	3.3%	0.7%	0.7%	0.8%
% of Patients satisfied with the dentistry they have received	0	0	N/A	91.5%	90.9%	93.5%
% of Patients satisfied with the time they had to wait for an appointment	0	0	N/A	80.9%	83.7%	87.4%

* This is based on patients treated on this contract for their most recent course of treatment. Figures in italics indicate the base number of FP17s or Patient Questionnaire responses are less than 100. N/A is shown where the base number of responses is less than 10 during the period. % is calculated as Quantity/Base number*100

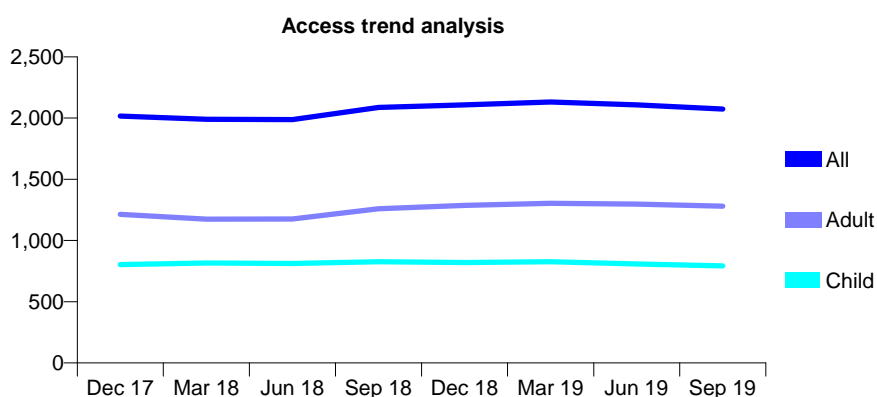
Q61 - Vital Signs At a Glance Contract Report for 339407/0001 - September 2019

Name or company name	MR H HAMBARCHIAN
Contract type name	GDS Contract
Purpose of contract	General
Contract start date	01/04/2006
Contract end date	

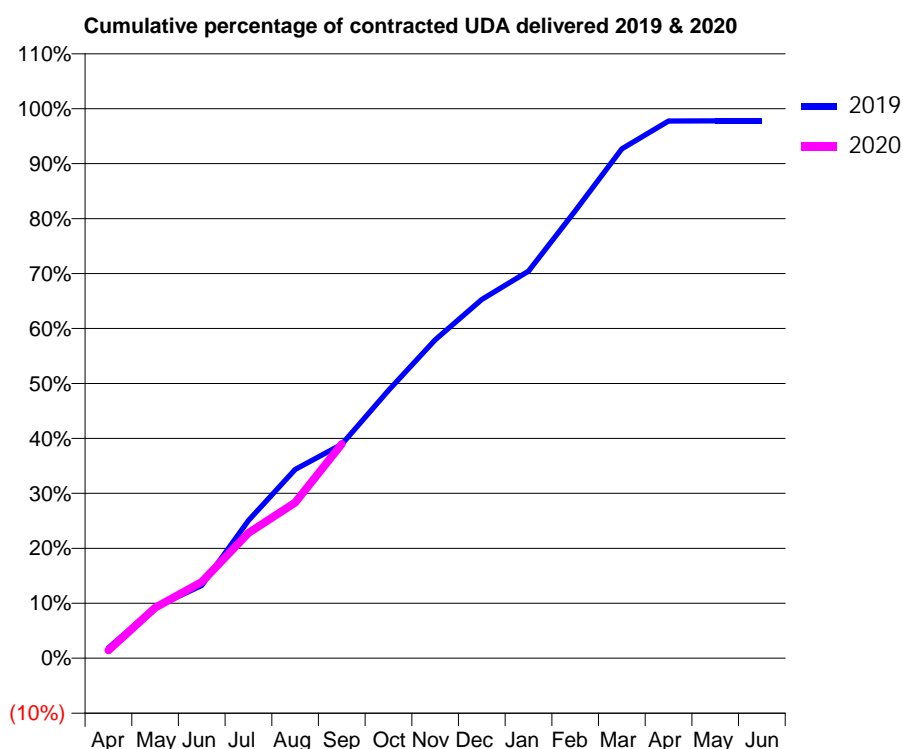
19/20 Contracted general activity (UDA)	10,663
Carry forward general activity (UDA)	236
19/20 Contracted orthodontic activity (UOA)	0
Carry forward orthodontic activity (UOA)	0
Baseline contract value	£355,469.97

ACCESS*

Patients seen in 24 months	Total	Change since previous quarter
Quarter ending September 2018	2,087	
Quarter ending December 2018	2,108	→
Quarter ending March 2019	2,131	→
Quarter ending June 2019	2,107	↓
Quarter ending September 2019	2,073	↓
Variance since September 2018	(0.7%)	→



ACTIVITY



Month	2019	2020
April	201	153
May	989	980
June	1,410	1,482
July	2,673	2,432
August	3,664	3,021
September	4,149	4,157
October	5,198	
November	6,179	
December	6,961	
January	7,509	
February	8,680	
March	9,884	
April	10,423	
May	10,426	
June	10,426	

QUALITY

	Quantity	Base Number	Contract	AT	Region	England
% of FP17s for the same patient ID Re-attending within 3 months - Children	26	579	4.5%	11.1%	12.0%	11.5%
% of FP17s for the same patient ID Re-attending within 3 months - Adults	67	779	8.6%	16.6%	17.2%	15.4%
% of FP17s for the same patient ID Re-attending between 3 & 9 months - Children	406	579	70.1%	45.5%	49.4%	59.7%
% of FP17s for the same patient ID Re-attending between 3 & 9 months - Adults	517	779	66.4%	37.1%	39.2%	51.7%
% of FP17s for Band 1 Urgent Courses	20	1,247	1.6%	11.3%	11.0%	9.2%
% of FP17s Relating to Free Repair or Replacements	0	1,247	0.0%	0.5%	0.5%	0.7%
% of FP17s Relating to Continuations	0	1,247	0.0%	0.7%	0.7%	0.8%
% of Patients satisfied with the dentistry they have received	0	0	N/A	91.5%	90.9%	93.5%
% of Patients satisfied with the time they had to wait for an appointment	0	0	N/A	80.9%	83.7%	87.4%

* This is based on patients treated on this contract for their most recent course of treatment.

Figures in italics indicate the base number of FP17s or Patient Questionnaire responses are less than 100. N/A is shown where the base number of responses is less than 10 during the period. % is calculated as Quantity/Base number*100

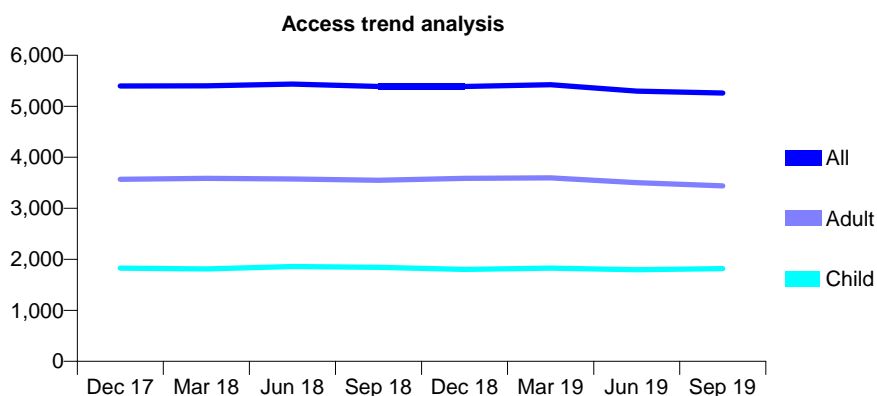
Q61 - Vital Signs At a Glance Contract Report for 340561/0001 - September 2019

Name or company name	MR S RAJAYOGAN
Contract type name	GDS Contract
Purpose of contract	General
Contract start date	01/04/2006
Contract end date	

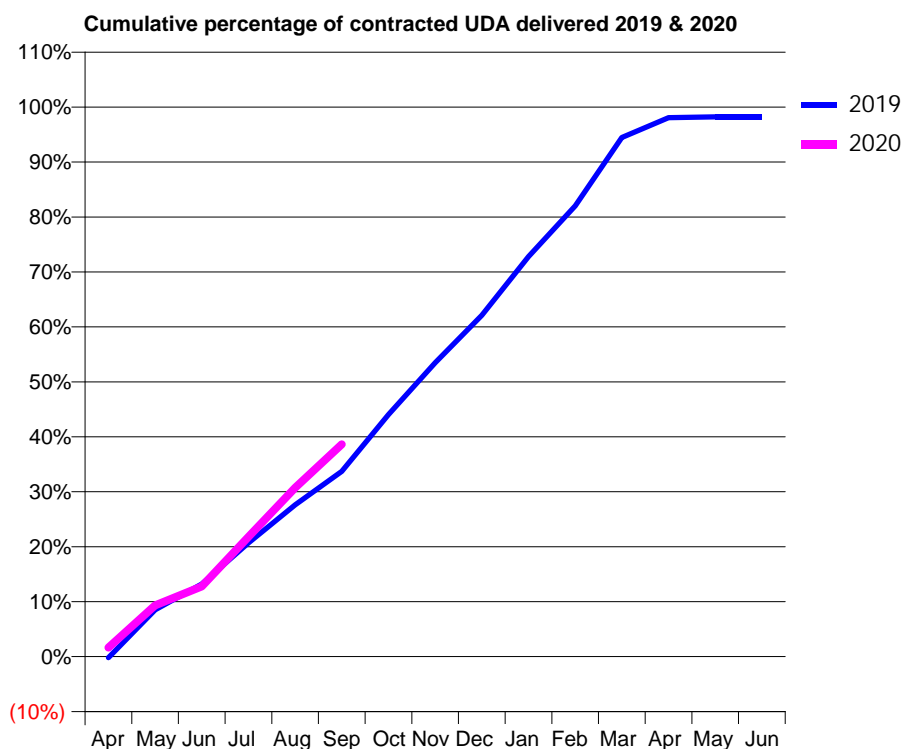
19/20 Contracted general activity (UDA)	13,563
Carry forward general activity (UDA)	240
19/20 Contracted orthodontic activity (UOA)	0
Carry forward orthodontic activity (UOA)	0
Baseline contract value	£389,440.14

ACCESS*

Patients seen in 24 months	Total	Change since previous quarter
Quarter ending September 2018	5,389	
Quarter ending December 2018	5,390	→
Quarter ending March 2019	5,424	→
Quarter ending June 2019	5,297	↓
Quarter ending September 2019	5,259	→
Variance since September 2018	(2.4%)	↓



ACTIVITY



Month	Adjusted Scheduled Activity (UDA)	
	2019	2020
April	-29	221
May	1,157	1,265
June	1,791	1,732
July	2,806	2,958
August	3,746	4,168
September	4,575	5,240
October	5,974	
November	7,256	
December	8,424	
January	9,871	
February	11,124	
March	12,812	
April	13,301	
May	13,322	
June	13,322	

QUALITY

	Quantity	Base Number	Contract	AT	Region	England
% of FP17s for the same patient ID Re-attending within 3 months - Children	71	925	7.7%	11.1%	12.0%	11.5%
% of FP17s for the same patient ID Re-attending within 3 months - Adults	151	1,318	11.5%	16.6%	17.2%	15.4%
% of FP17s for the same patient ID Re-attending between 3 & 9 months - Children	347	925	37.5%	45.5%	49.4%	59.7%
% of FP17s for the same patient ID Re-attending between 3 & 9 months - Adults	384	1,318	29.1%	37.1%	39.2%	51.7%
% of FP17s for Band 1 Urgent Courses	207	2,057	10.1%	11.3%	11.0%	9.2%
% of FP17s Relating to Free Repair or Replacements	2	2,057	0.1%	0.5%	0.5%	0.7%
% of FP17s Relating to Continuations	7	2,057	0.3%	0.7%	0.7%	0.8%
% of Patients satisfied with the dentistry they have received	1	1	N/A	91.5%	90.9%	93.5%
% of Patients satisfied with the time they had to wait for an appointment	1	1	N/A	80.9%	83.7%	87.4%

* This is based on patients treated on this contract for their most recent course of treatment. Figures in italics indicate the base number of FP17s or Patient Questionnaire responses are less than 100. N/A is shown where the base number of responses is less than 10 during the period. % is calculated as Quantity/Base number*100

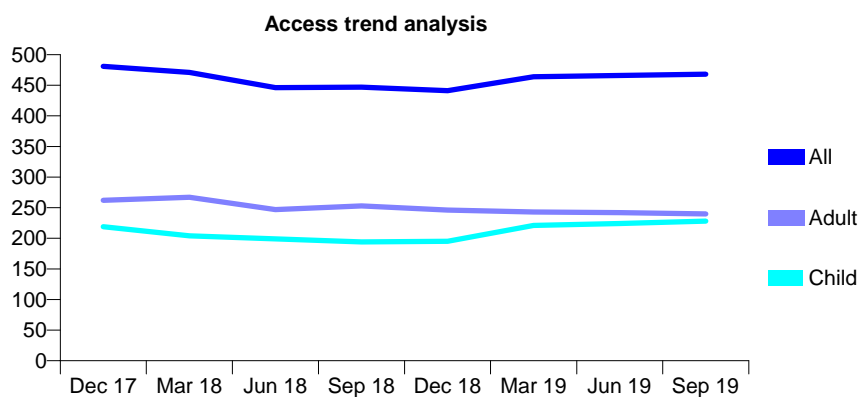
Q61 - Vital Signs At a Glance Contract Report for 341320/0001 - September 2019

Name or company name	MR HS JOSHI
Contract type name	GDS Contract
Purpose of contract	General
Contract start date	01/04/2006
Contract end date	

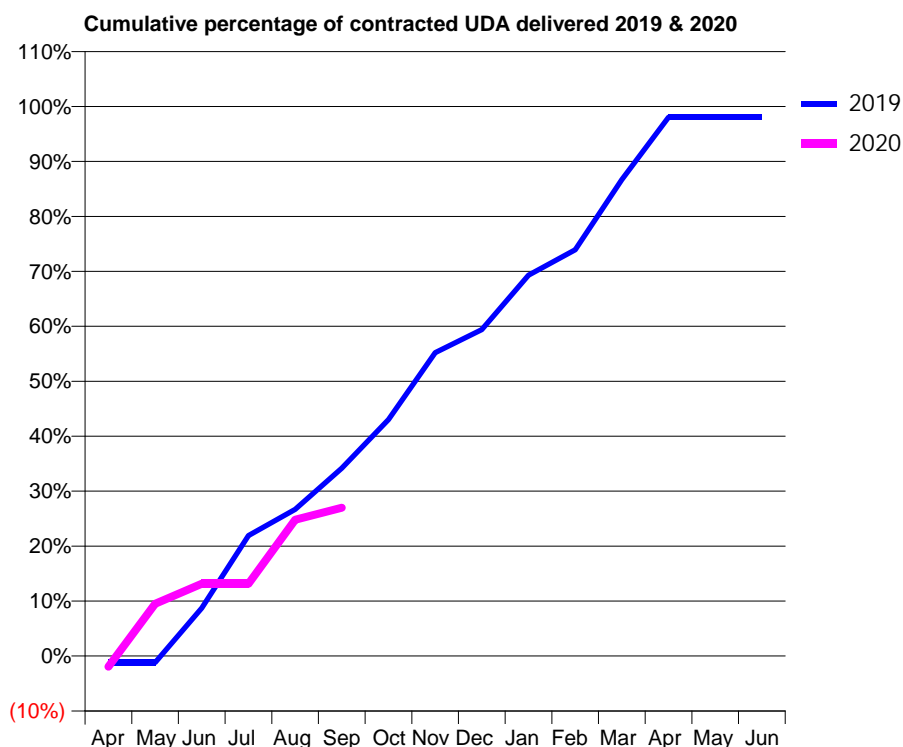
19/20 Contracted general activity (UDA)	1,646
Carry forward general activity (UDA)	32
19/20 Contracted orthodontic activity (UOA)	0
Carry forward orthodontic activity (UOA)	0
Baseline contract value	£84,606.08

ACCESS*

Patients seen in 24 months	Total	Change since previous quarter
Quarter ending September 2018	447	
Quarter ending December 2018	441	↓
Quarter ending March 2019	464	↑
Quarter ending June 2019	466	→
Quarter ending September 2019	468	→
Variance since September 2018	4.7%	↑



ACTIVITY



Month	Adjusted Scheduled Activity (UDA)	
	2019	2020
April	-20	-32
May	-20	156
June	144	216
July	361	216
August	439	408
September	563	444
October	708	
November	908	
December	978	
January	1,141	
February	1,217	
March	1,427	
April	1,614	
May	1,614	
June	1,614	

QUALITY

	Quantity	Base Number	Contract	AT	Region	England
% of FP17s for the same patient ID Re-attending within 3 months - Children	6	146	4.1%	11.1%	12.0%	11.5%
% of FP17s for the same patient ID Re-attending within 3 months - Adults	8	115	7.0%	16.6%	17.2%	15.4%
% of FP17s for the same patient ID Re-attending between 3 & 9 months - Children	70	146	47.9%	45.5%	49.4%	59.7%
% of FP17s for the same patient ID Re-attending between 3 & 9 months - Adults	54	115	47.0%	37.1%	39.2%	51.7%
% of FP17s for Band 1 Urgent Courses	3	203	1.5%	11.3%	11.0%	9.2%
% of FP17s Relating to Free Repair or Replacements	0	203	0.0%	0.5%	0.5%	0.7%
% of FP17s Relating to Continuations	0	203	0.0%	0.7%	0.7%	0.8%
% of Patients satisfied with the dentistry they have received	0	0	N/A	91.5%	90.9%	93.5%
% of Patients satisfied with the time they had to wait for an appointment	0	0	N/A	80.9%	83.7%	87.4%

* This is based on patients treated on this contract for their most recent course of treatment. Figures in italics indicate the base number of FP17s or Patient Questionnaire responses are less than 100. N/A is shown where the base number of responses is less than 10 during the period. % is calculated as Quantity/Base number*100

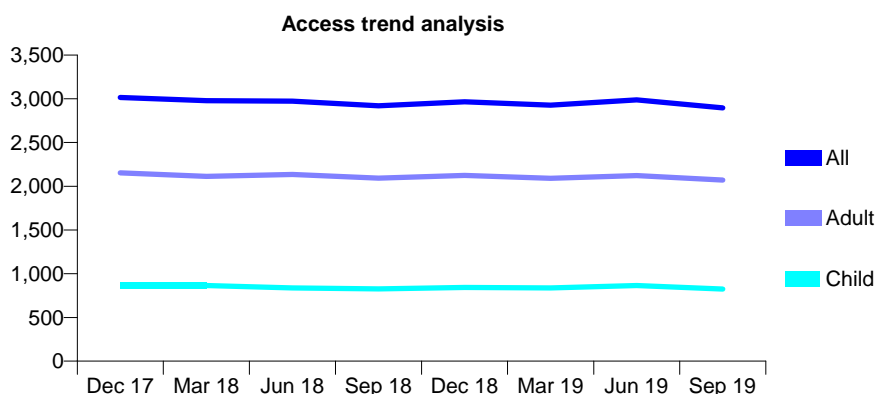
Q61 - Vital Signs At a Glance Contract Report for 343587/0001 - September 2019

Name or company name	MR F AMINI
Contract type name	GDS Contract
Purpose of contract	General
Contract start date	01/04/2006
Contract end date	

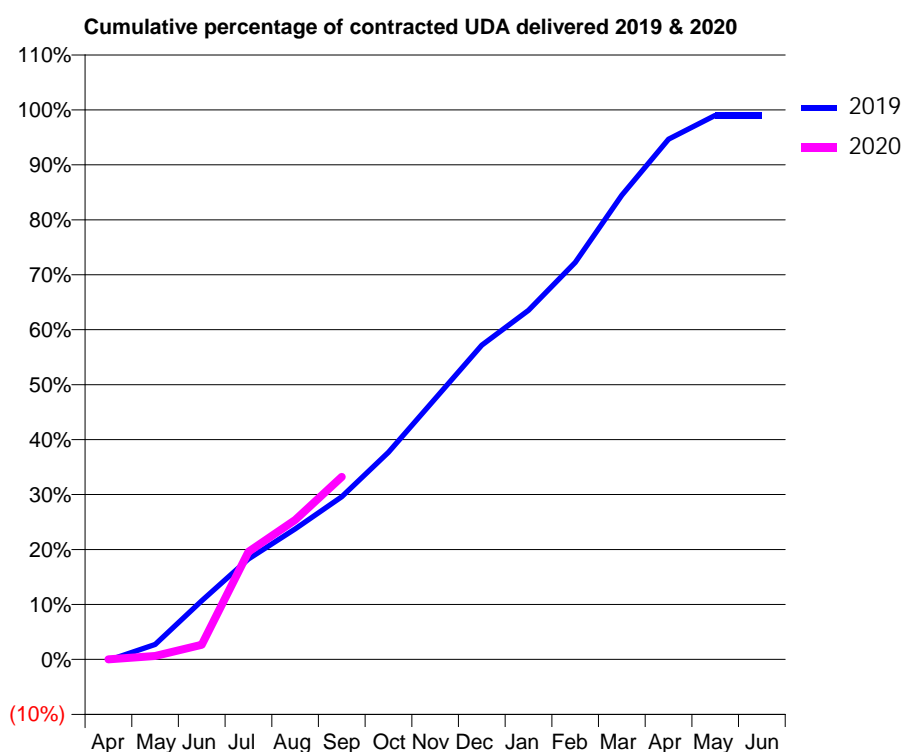
19/20 Contracted general activity (UDA)	10,546
Carry forward general activity (UDA)	0
19/20 Contracted orthodontic activity (UOA)	0
Carry forward orthodontic activity (UOA)	0
Baseline contract value	£318,692.58

ACCESS*

Patients seen in 24 months	Total	Change since previous quarter
Quarter ending September 2018	2,919	
Quarter ending December 2018	2,966	→
Quarter ending March 2019	2,927	↓
Quarter ending June 2019	2,987	↑
Quarter ending September 2019	2,896	↓
Variance since September 2018	(0.8%)	→



ACTIVITY



Month	Adjusted Scheduled Activity (UDA)	
	2019	2020
April	-18	0
May	288	66
June	1,126	281
July	1,927	2,066
August	2,504	2,674
September	3,122	3,503
October	3,976	
November	5,004	
December	6,032	
January	6,699	
February	7,617	
March	8,907	
April	9,983	
May	10,440	
June	10,440	

QUALITY

	Quantity	Base Number	Contract	AT	Region	England
% of FP17s for the same patient ID Re-attending within 3 months - Children	54	465	11.6%	11.1%	12.0%	11.5%
% of FP17s for the same patient ID Re-attending within 3 months - Adults	264	1,154	22.9%	16.6%	17.2%	15.4%
% of FP17s for the same patient ID Re-attending between 3 & 9 months - Children	160	465	34.4%	45.5%	49.4%	59.7%
% of FP17s for the same patient ID Re-attending between 3 & 9 months - Adults	316	1,154	27.4%	37.1%	39.2%	51.7%
% of FP17s for Band 1 Urgent Courses	282	1,241	22.7%	11.3%	11.0%	9.2%
% of FP17s Relating to Free Repair or Replacements	2	1,241	0.2%	0.5%	0.5%	0.7%
% of FP17s Relating to Continuations	13	1,241	1.0%	0.7%	0.7%	0.8%
% of Patients satisfied with the dentistry they have received	0	0	N/A	91.5%	90.9%	93.5%
% of Patients satisfied with the time they had to wait for an appointment	0	0	N/A	80.9%	83.7%	87.4%

* This is based on patients treated on this contract for their most recent course of treatment. Figures in italics indicate the base number of FP17s or Patient Questionnaire responses are less than 100. N/A is shown where the base number of responses is less than 10 during the period. % is calculated as Quantity/Base number*100

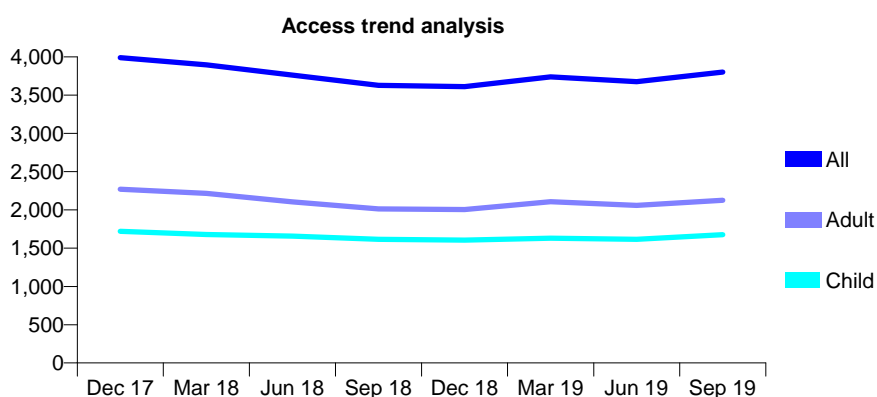
Q61 - Vital Signs At a Glance Contract Report for 344516/0001 - September 2019

Name or company name	MS MK MORADI
Contract type name	GDS Contract
Purpose of contract	General
Contract start date	01/04/2006
Contract end date	

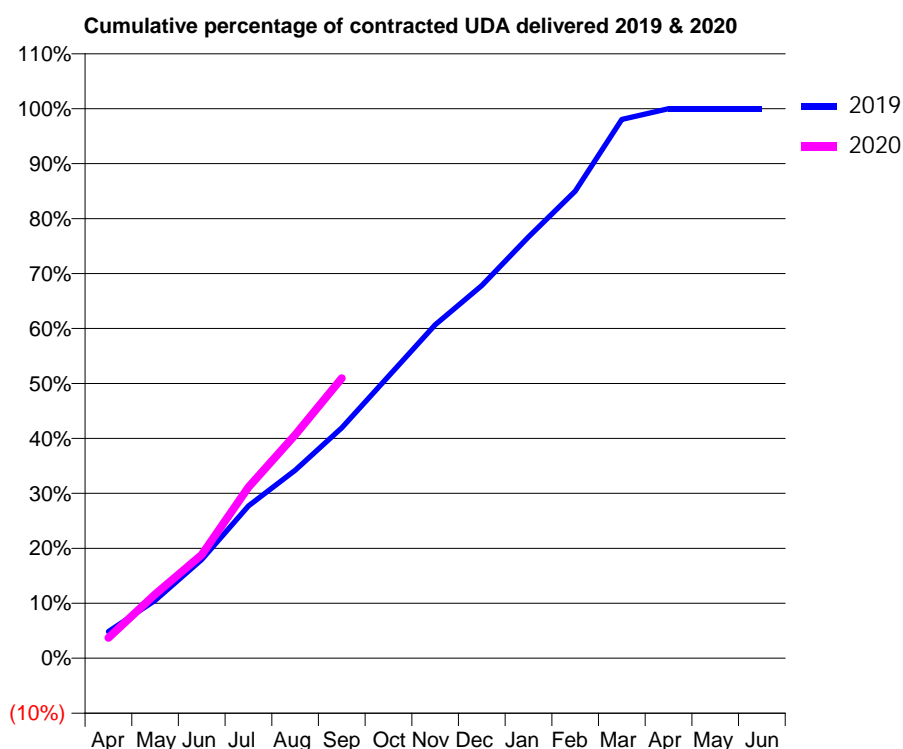
19/20 Contracted general activity (UDA)	11,486
Carry forward general activity (UDA)	0
19/20 Contracted orthodontic activity (UOA)	0
Carry forward orthodontic activity (UOA)	0
Baseline contract value	£344,532.16

ACCESS*

Patients seen in 24 months	Total	Change since previous quarter
Quarter ending September 2018	3,628	
Quarter ending December 2018	3,611	→
Quarter ending March 2019	3,737	↑
Quarter ending June 2019	3,677	↓
Quarter ending September 2019	3,801	↑
Variance since September 2018	4.8%	↑



ACTIVITY



Month	2019	2020
April	558	428
May	1,212	1,337
June	2,064	2,161
July	3,181	3,576
August	3,929	4,666
September	4,816	5,851
October	5,892	
November	6,970	
December	7,789	
January	8,807	
February	9,763	
March	11,260	
April	11,486	
May	11,486	
June	11,486	

QUALITY

	Quantity	Base Number	Contract	AT	Region	England
% of FP17s for the same patient ID Re-attending within 3 months - Children	86	1,108	7.8%	11.1%	12.0%	11.5%
% of FP17s for the same patient ID Re-attending within 3 months - Adults	118	1,172	10.1%	16.6%	17.2%	15.4%
% of FP17s for the same patient ID Re-attending between 3 & 9 months - Children	510	1,108	46.0%	45.5%	49.4%	59.7%
% of FP17s for the same patient ID Re-attending between 3 & 9 months - Adults	419	1,172	35.8%	37.1%	39.2%	51.7%
% of FP17s for Band 1 Urgent Courses	128	2,215	5.8%	11.3%	11.0%	9.2%
% of FP17s Relating to Free Repair or Replacements	11	2,215	0.5%	0.5%	0.5%	0.7%
% of FP17s Relating to Continuations	0	2,215	0.0%	0.7%	0.7%	0.8%
% of Patients satisfied with the dentistry they have received	2	2	N/A	91.5%	90.9%	93.5%
% of Patients satisfied with the time they had to wait for an appointment	2	2	N/A	80.9%	83.7%	87.4%

* This is based on patients treated on this contract for their most recent course of treatment.

Figures in italics indicate the base number of FP17s or Patient Questionnaire responses are less than 100. N/A is shown where the base number of responses is less than 10 during the period. % is calculated as Quantity/Base number*100

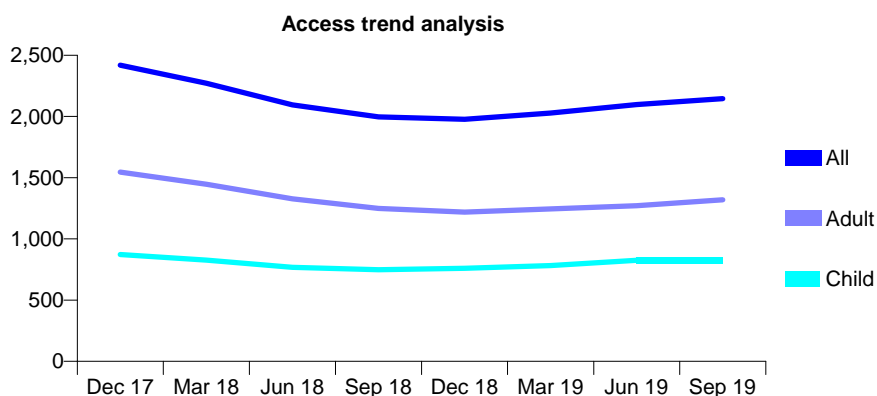
Q61 - Vital Signs At a Glance Contract Report for 345725/0002 - September 2019

Name or company name	DR OO AJANAKU
Contract type name	Pilot Contract
Purpose of contract	General
Contract start date	05/04/2006
Contract end date	

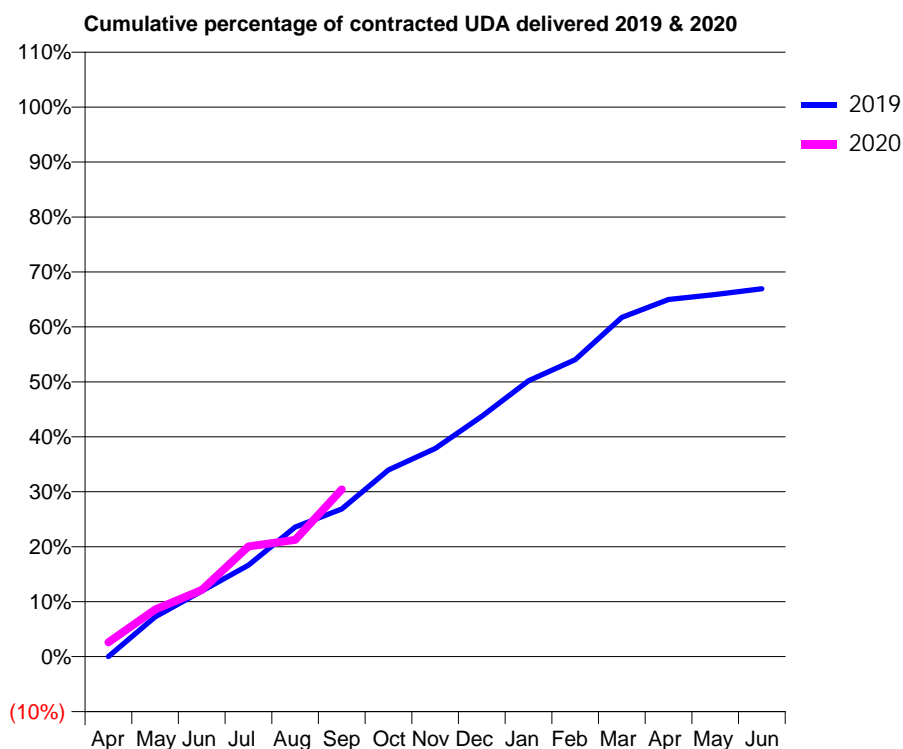
19/20 Contracted general activity (UDA)	6,509
Carry forward general activity (UDA)	0
19/20 Contracted orthodontic activity (UOA)	0
Carry forward orthodontic activity (UOA)	0
Baseline contract value	£180,099.04

ACCESS*

Patients seen in 24 months	Total	Change since previous quarter
Quarter ending September 2018	1,997	
Quarter ending December 2018	1,978	→
Quarter ending March 2019	2,028	↑
Quarter ending June 2019	2,097	↑
Quarter ending September 2019	2,145	↑
Variance since September 2018	7.4%	↑



ACTIVITY



Month	Adjusted Scheduled Activity (UDA)	
	2019	2020
April	0	170
May	472	559
June	777	790
July	1,083	1,305
August	1,535	1,384
September	1,750	1,980
October	2,212	
November	2,465	
December	2,845	
January	3,267	
February	3,517	
March	4,018	
April	4,229	
May	4,289	
June	4,356	

QUALITY

	Quantity	Base Number	Contract	AT	Region	England
% of FP17s for the same patient ID Re-attending within 3 months - Children	22	432	5.1%	11.1%	12.0%	11.5%
% of FP17s for the same patient ID Re-attending within 3 months - Adults	94	708	13.3%	16.6%	17.2%	15.4%
% of FP17s for the same patient ID Re-attending between 3 & 9 months - Children	141	432	32.6%	45.5%	49.4%	59.7%
% of FP17s for the same patient ID Re-attending between 3 & 9 months - Adults	154	708	21.8%	37.1%	39.2%	51.7%
% of FP17s for Band 1 Urgent Courses	45	964	4.7%	11.3%	11.0%	9.2%
% of FP17s Relating to Free Repair or Replacements	8	964	0.8%	0.5%	0.5%	0.7%
% of FP17s Relating to Continuations	5	964	0.5%	0.7%	0.7%	0.8%
% of Patients satisfied with the dentistry they have received	0	0	N/A	91.5%	90.9%	93.5%
% of Patients satisfied with the time they had to wait for an appointment	0	0	N/A	80.9%	83.7%	87.4%

* This is based on patients treated on this contract for their most recent course of treatment. Figures in italics indicate the base number of FP17s or Patient Questionnaire responses are less than 100. N/A is shown where the base number of responses is less than 10 during the period. % is calculated as Quantity/Base number*100

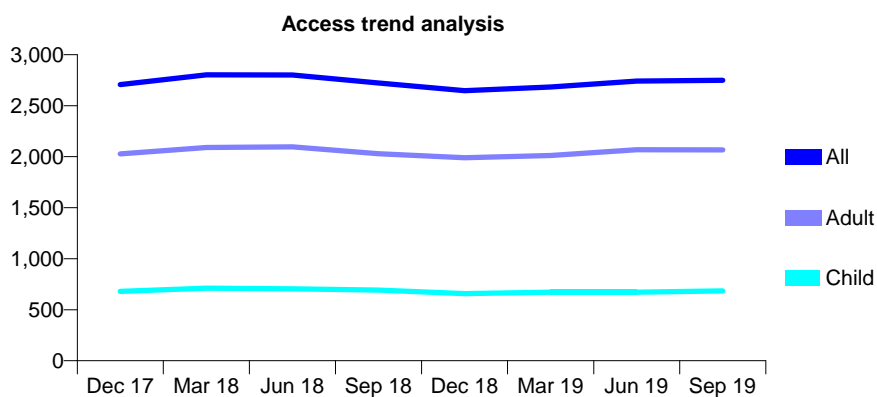
Q61 - Vital Signs At a Glance Contract Report for 347477/0001 - September 2019

Name or company name	MRS B CROWTHER
Contract type name	GDS Contract
Purpose of contract	General
Contract start date	01/04/2008
Contract end date	

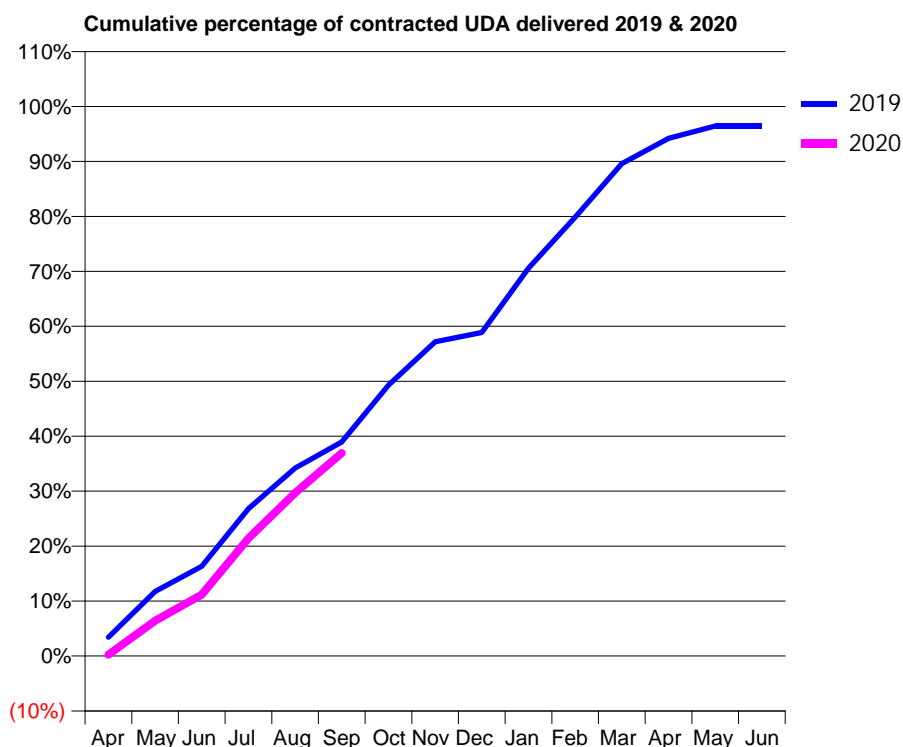
19/20 Contracted general activity (UDA)	7,747
Carry forward general activity (UDA)	274
19/20 Contracted orthodontic activity (UOA)	0
Carry forward orthodontic activity (UOA)	0
Baseline contract value	£246,087.48

ACCESS*

Patients seen in 24 months	Total	Change since previous quarter
Quarter ending September 2018	2,722	
Quarter ending December 2018	2,648	↓
Quarter ending March 2019	2,683	→
Quarter ending June 2019	2,740	↑
Quarter ending September 2019	2,750	→
Variance since September 2018	1.0%	→



ACTIVITY



Month	Adjusted Scheduled Activity (UDA)	
	2019	2020
April	266	20
May	911	498
June	1,264	866
July	2,077	1,659
August	2,651	2,301
September	3,018	2,863
October	3,819	
November	4,430	
December	4,562	
January	5,468	
February	6,189	
March	6,942	
April	7,296	
May	7,473	
June	7,473	

QUALITY

	Quantity	Base Number	Contract	AT	Region	England
% of FP17s for the same patient ID Re-attending within 3 months - Children	42	363	11.6%	11.1%	12.0%	11.5%
% of FP17s for the same patient ID Re-attending within 3 months - Adults	184	998	18.4%	16.6%	17.2%	15.4%
% of FP17s for the same patient ID Re-attending between 3 & 9 months - Children	67	363	18.5%	45.5%	49.4%	59.7%
% of FP17s for the same patient ID Re-attending between 3 & 9 months - Adults	187	998	18.7%	37.1%	39.2%	51.7%
% of FP17s for Band 1 Urgent Courses	339	1,204	28.2%	11.3%	11.0%	9.2%
% of FP17s Relating to Free Repair or Replacements	0	1,204	0.0%	0.5%	0.5%	0.7%
% of FP17s Relating to Continuations	4	1,204	0.3%	0.7%	0.7%	0.8%
% of Patients satisfied with the dentistry they have received	0	0	N/A	91.5%	90.9%	93.5%
% of Patients satisfied with the time they had to wait for an appointment	0	0	N/A	80.9%	83.7%	87.4%

* This is based on patients treated on this contract for their most recent course of treatment. Figures in italics indicate the base number of FP17s or Patient Questionnaire responses are less than 100. N/A is shown where the base number of responses is less than 10 during the period. % is calculated as Quantity/Base number*100

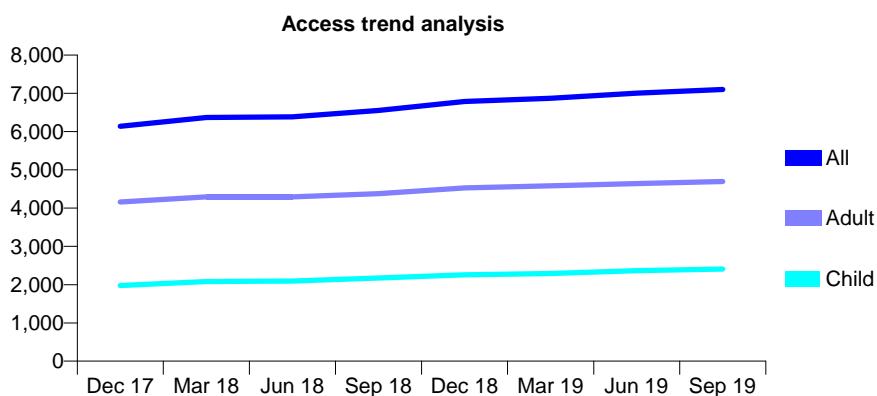
Q61 - Vital Signs At a Glance Contract Report for 353302/0002 - September 2019

Name or company name	MRS A BROGAN
Contract type name	GDS Contract
Purpose of contract	General
Contract start date	01/02/2007
Contract end date	

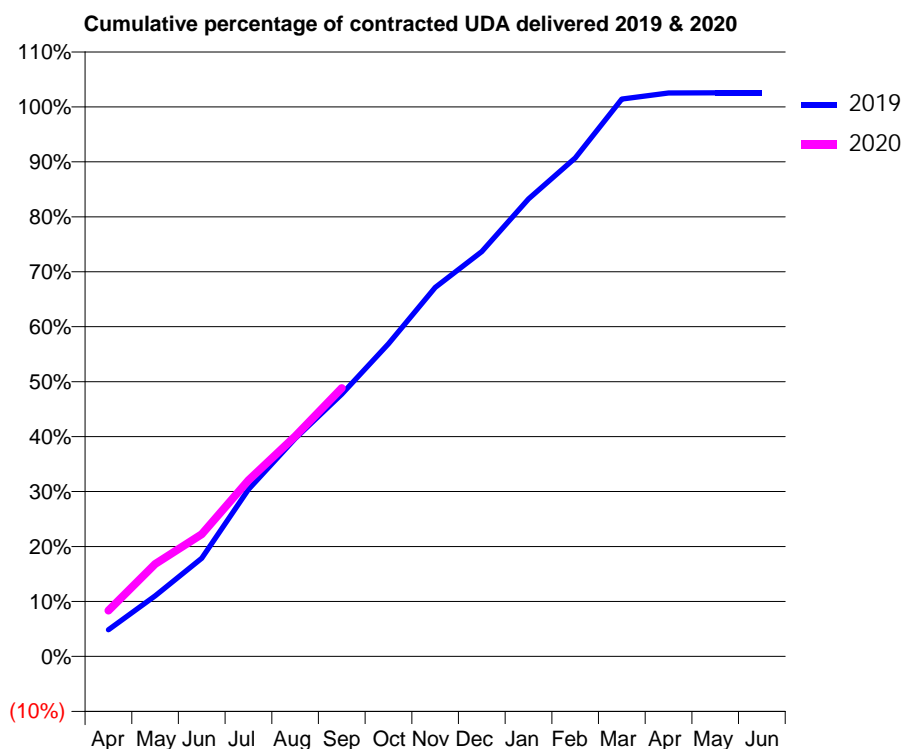
19/20 Contracted general activity (UDA)	15,436
Carry forward general activity (UDA)	-308
19/20 Contracted orthodontic activity (UOA)	0
Carry forward orthodontic activity (UOA)	0
Baseline contract value	£338,119.73

ACCESS*

Patients seen in 24 months	Total	Change since previous quarter
Quarter ending September 2018	6,550	
Quarter ending December 2018	6,787	↑
Quarter ending March 2019	6,873	→
Quarter ending June 2019	7,006	→
Quarter ending September 2019	7,103	→
Variance since September 2018	8.4%	↑



ACTIVITY



Month	2019	2020
April	751	1,287
May	1,704	2,597
June	2,758	3,432
July	4,692	4,945
August	6,121	6,182
September	7,366	7,540
October	8,784	
November	10,363	
December	11,371	
January	12,852	
February	14,000	
March	15,656	
April	15,823	
May	15,828	
June	15,828	

QUALITY

	Quantity	Base Number	Contract	AT	Region	England
% of FP17s for the same patient ID Re-attending within 3 months - Children	90	1,486	6.1%	11.1%	12.0%	11.5%
% of FP17s for the same patient ID Re-attending within 3 months - Adults	250	2,278	11.0%	16.6%	17.2%	15.4%
% of FP17s for the same patient ID Re-attending between 3 & 9 months - Children	730	1,486	49.1%	45.5%	49.4%	59.7%
% of FP17s for the same patient ID Re-attending between 3 & 9 months - Adults	915	2,278	40.2%	37.1%	39.2%	51.7%
% of FP17s for Band 1 Urgent Courses	319	3,698	8.6%	11.3%	11.0%	9.2%
% of FP17s Relating to Free Repair or Replacements	8	3,698	0.2%	0.5%	0.5%	0.7%
% of FP17s Relating to Continuations	3	3,698	0.1%	0.7%	0.7%	0.8%
% of Patients satisfied with the dentistry they have received	1	1	N/A	91.5%	90.9%	93.5%
% of Patients satisfied with the time they had to wait for an appointment	1	1	N/A	80.9%	83.7%	87.4%

* This is based on patients treated on this contract for their most recent course of treatment. Figures in italics indicate the base number of FP17s or Patient Questionnaire responses are less than 100. N/A is shown where the base number of responses is less than 10 during the period. % is calculated as Quantity/Base number*100

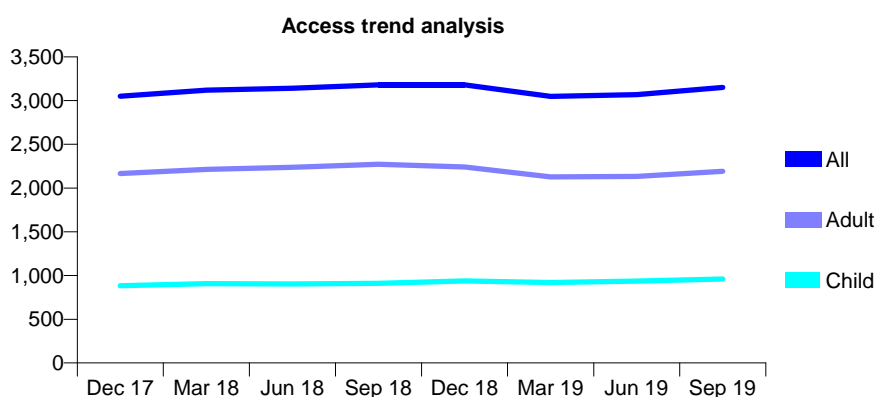
Q61 - Vital Signs At a Glance Contract Report for 353302/0003 - September 2019

Name or company name	MRS A BROGAN
Contract type name	GDS Contract
Purpose of contract	General
Contract start date	09/06/2008
Contract end date	

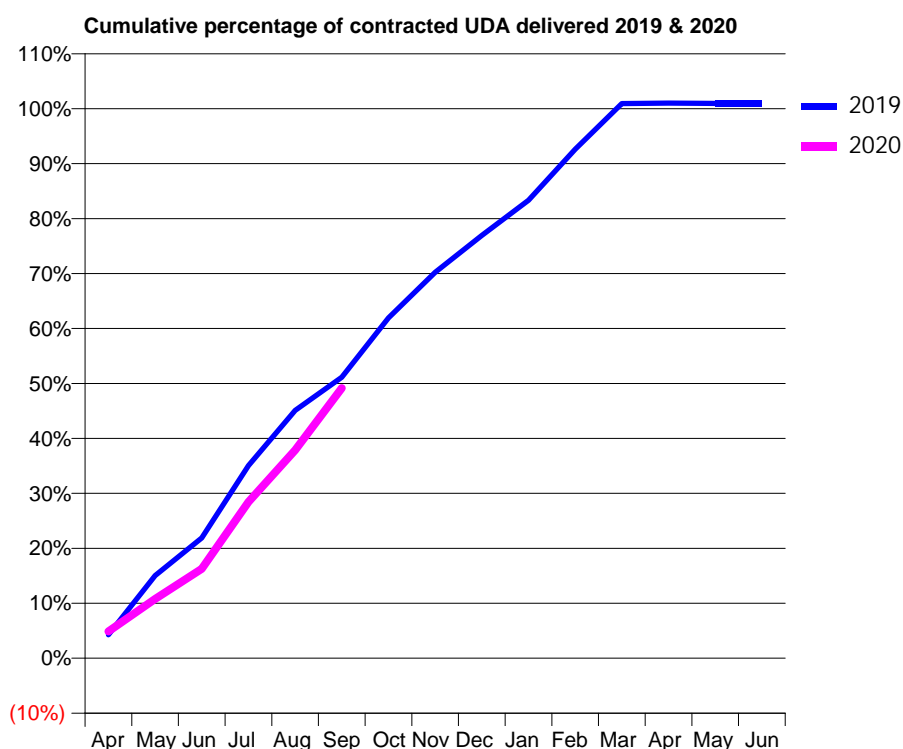
19/20 Contracted general activity (UDA)	10,063
Carry forward general activity (UDA)	-97
19/20 Contracted orthodontic activity (UOA)	0
Carry forward orthodontic activity (UOA)	0
Baseline contract value	£326,006.07

ACCESS*

Patients seen in 24 months	Total	Change since previous quarter
Quarter ending September 2018	3,181	
Quarter ending December 2018	3,180	→
Quarter ending March 2019	3,048	↓
Quarter ending June 2019	3,068	→
Quarter ending September 2019	3,150	↑
Variance since September 2018	(1.0%)	→



ACTIVITY



Month	2019	2020
April	431	492
May	1,512	1,085
June	2,203	1,638
July	3,528	2,863
August	4,538	3,810
September	5,145	4,946
October	6,232	
November	7,066	
December	7,739	
January	8,383	
February	9,321	
March	10,154	
April	10,164	
May	10,161	
June	10,161	

QUALITY

	Quantity	Base Number	Contract	AT	Region	England
% of FP17s for the same patient ID Re-attending within 3 months - Children	24	674	3.6%	11.1%	12.0%	11.5%
% of FP17s for the same patient ID Re-attending within 3 months - Adults	121	1,300	9.3%	16.6%	17.2%	15.4%
% of FP17s for the same patient ID Re-attending between 3 & 9 months - Children	329	674	48.8%	45.5%	49.4%	59.7%
% of FP17s for the same patient ID Re-attending between 3 & 9 months - Adults	543	1,300	41.8%	37.1%	39.2%	51.7%
% of FP17s for Band 1 Urgent Courses	154	1,966	7.8%	11.3%	11.0%	9.2%
% of FP17s Relating to Free Repair or Replacements	9	1,966	0.5%	0.5%	0.5%	0.7%
% of FP17s Relating to Continuations	1	1,966	0.1%	0.7%	0.7%	0.8%
% of Patients satisfied with the dentistry they have received	1	1	N/A	91.5%	90.9%	93.5%
% of Patients satisfied with the time they had to wait for an appointment	1	1	N/A	80.9%	83.7%	87.4%

* This is based on patients treated on this contract for their most recent course of treatment. Figures in italics indicate the base number of FP17s or Patient Questionnaire responses are less than 100. N/A is shown where the base number of responses is less than 10 during the period. % is calculated as Quantity/Base number*100

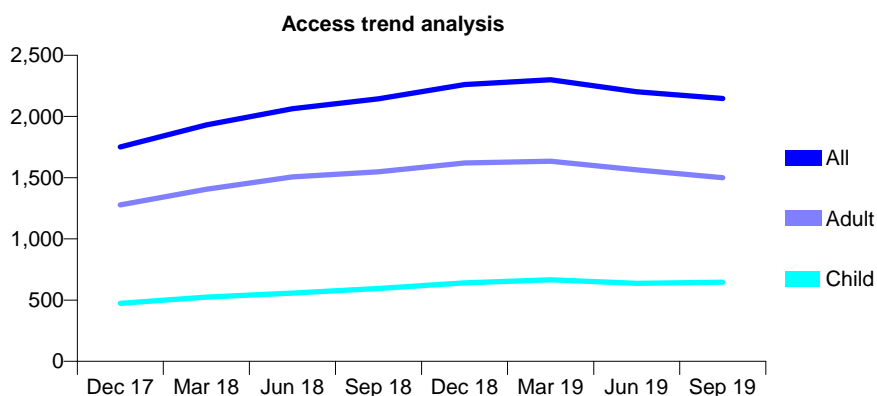
Q61 - Vital Signs At a Glance Contract Report for 354155/0002 - September 2019

Name or company name	MS M MEHDIANI
Contract type name	GDS Contract
Purpose of contract	General
Contract start date	15/09/2008
Contract end date	

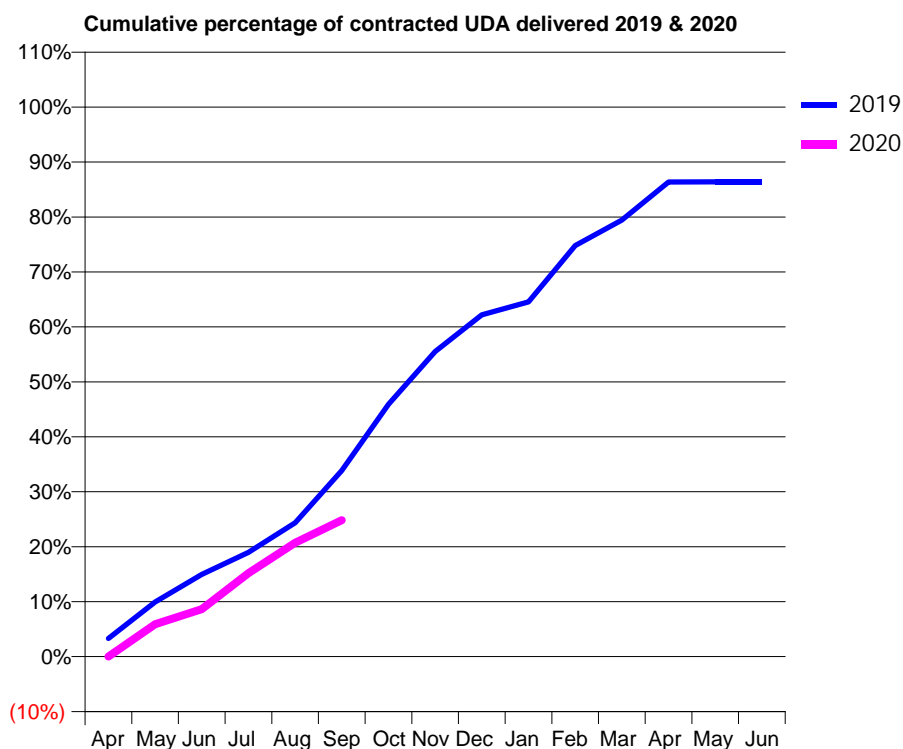
19/20 Contracted general activity (UDA)	8,155
Carry forward general activity (UDA)	0
19/20 Contracted orthodontic activity (UOA)	0
Carry forward orthodontic activity (UOA)	0
Baseline contract value	£245,434.09

ACCESS*

Patients seen in 24 months	Total	Change since previous quarter
Quarter ending September 2018	2,144	
Quarter ending December 2018	2,261	↑
Quarter ending March 2019	2,300	→
Quarter ending June 2019	2,202	↓
Quarter ending September 2019	2,147	↓
Variance since September 2018	0.1%	→



ACTIVITY



Month	Adjusted Scheduled Activity (UDA)	
	2019	2020
April	270	0
May	812	483
June	1,219	703
July	1,548	1,237
August	1,986	1,691
September	2,762	2,025
October	3,745	
November	4,528	
December	5,072	
January	5,264	
February	6,100	
March	6,478	
April	7,043	
May	7,047	
June	7,047	

QUALITY

	Quantity	Base Number	Contract	AT	Region	England
% of FP17s for the same patient ID Re-attending within 3 months - Children	29	317	9.1%	11.1%	12.0%	11.5%
% of FP17s for the same patient ID Re-attending within 3 months - Adults	72	551	13.1%	16.6%	17.2%	15.4%
% of FP17s for the same patient ID Re-attending between 3 & 9 months - Children	111	317	35.0%	45.5%	49.4%	59.7%
% of FP17s for the same patient ID Re-attending between 3 & 9 months - Adults	141	551	25.6%	37.1%	39.2%	51.7%
% of FP17s for Band 1 Urgent Courses	85	685	12.4%	11.3%	11.0%	9.2%
% of FP17s Relating to Free Repair or Replacements	0	685	0.0%	0.5%	0.5%	0.7%
% of FP17s Relating to Continuations	0	685	0.0%	0.7%	0.7%	0.8%
% of Patients satisfied with the dentistry they have received	1	1	N/A	91.5%	90.9%	93.5%
% of Patients satisfied with the time they had to wait for an appointment	1	1	N/A	80.9%	83.7%	87.4%

* This is based on patients treated on this contract for their most recent course of treatment. Figures in italics indicate the base number of FP17s or Patient Questionnaire responses are less than 100. N/A is shown where the base number of responses is less than 10 during the period. % is calculated as Quantity/Base number*100

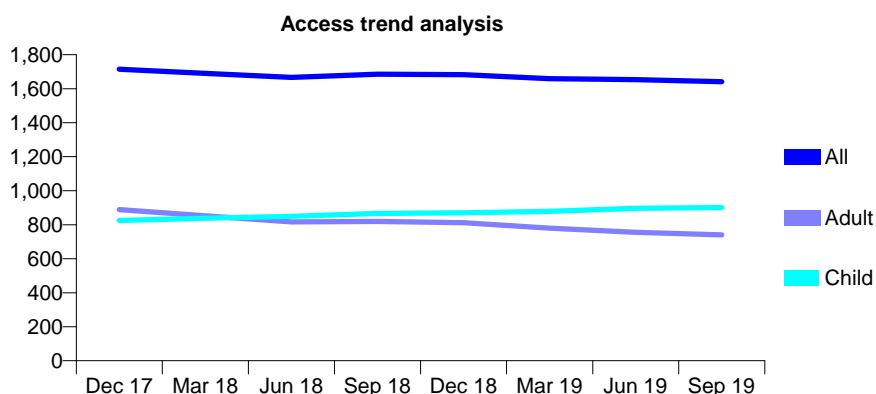
Q61 - Vital Signs At a Glance Contract Report for 355267/0001 - September 2019

Name or company name	MISS MJ GAJJAR
Contract type name	GDS Contract
Purpose of contract	General
Contract start date	19/05/2008
Contract end date	

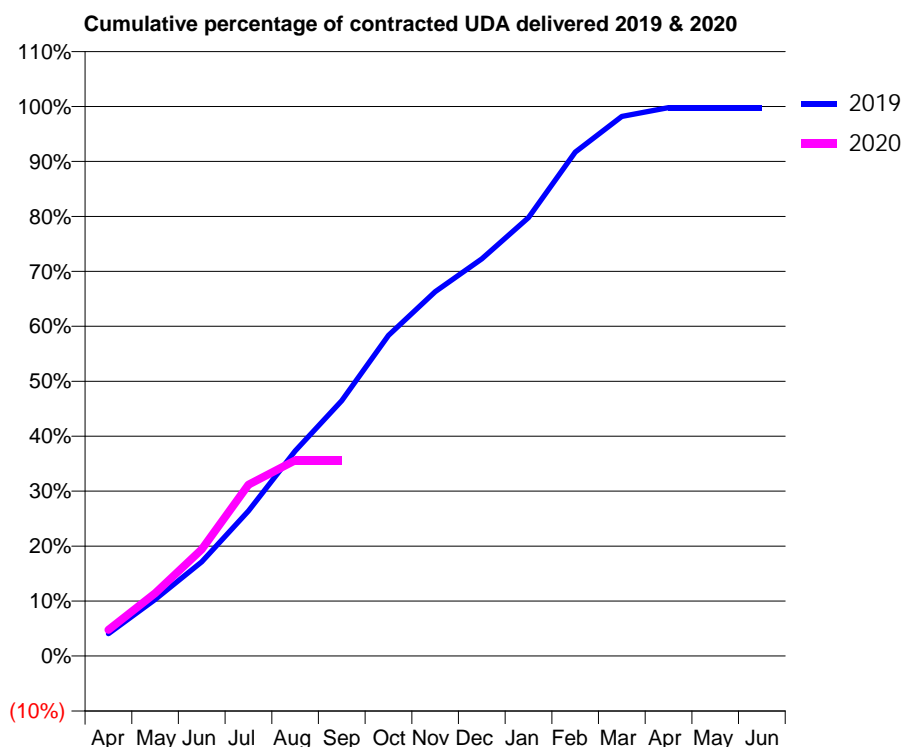
19/20 Contracted general activity (UDA)	3,976
Carry forward general activity (UDA)	8
19/20 Contracted orthodontic activity (UOA)	0
Carry forward orthodontic activity (UOA)	0
Baseline contract value	£118,887.06

ACCESS*

Patients seen in 24 months	Total	Change since previous quarter
Quarter ending September 2018	1,685	
Quarter ending December 2018	1,682	→
Quarter ending March 2019	1,659	↓
Quarter ending June 2019	1,653	→
Quarter ending September 2019	1,641	→
Variance since September 2018	(2.6%)	↓



ACTIVITY



Month	Adjusted Scheduled Activity (UDA)	
	2019	2020
April	162	190
May	409	455
June	682	771
July	1,050	1,239
August	1,484	1,416
September	1,848	1,416
October	2,320	
November	2,636	
December	2,873	
January	3,172	
February	3,646	
March	3,904	
April	3,968	
May	3,968	
June	3,968	

QUALITY

	Quantity	Base Number	Contract	AT	Region	England
% of FP17s for the same patient ID Re-attending within 3 months - Children	27	499	5.4%	11.1%	12.0%	11.5%
% of FP17s for the same patient ID Re-attending within 3 months - Adults	48	338	14.2%	16.6%	17.2%	15.4%
% of FP17s for the same patient ID Re-attending between 3 & 9 months - Children	245	499	49.1%	45.5%	49.4%	59.7%
% of FP17s for the same patient ID Re-attending between 3 & 9 months - Adults	150	338	44.4%	37.1%	39.2%	51.7%
% of FP17s for Band 1 Urgent Courses	43	803	5.4%	11.3%	11.0%	9.2%
% of FP17s Relating to Free Repair or Replacements	3	803	0.4%	0.5%	0.5%	0.7%
% of FP17s Relating to Continuations	6	803	0.7%	0.7%	0.7%	0.8%
% of Patients satisfied with the dentistry they have received	0	0	N/A	91.5%	90.9%	93.5%
% of Patients satisfied with the time they had to wait for an appointment	0	0	N/A	80.9%	83.7%	87.4%

* This is based on patients treated on this contract for their most recent course of treatment. Figures in italics indicate the base number of FP17s or Patient Questionnaire responses are less than 100. N/A is shown where the base number of responses is less than 10 during the period. % is calculated as Quantity/Base number*100

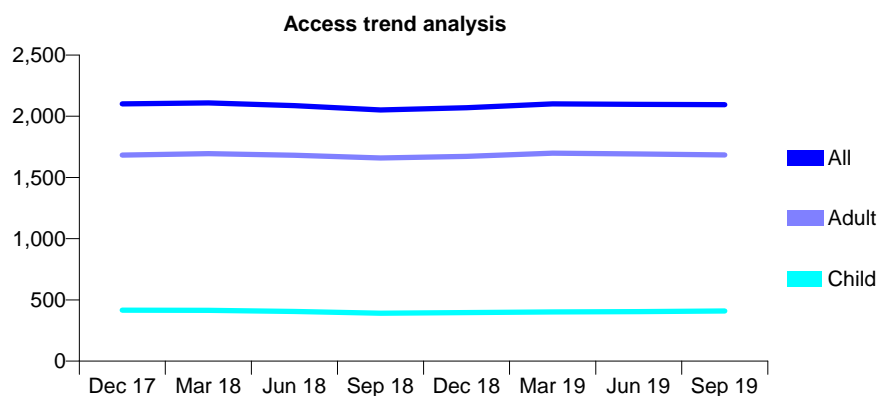
Q61 - Vital Signs At a Glance Contract Report for 360368/0001 - September 2019

Name or company name	MR J BABAN
Contract type name	GDS Contract
Purpose of contract	General
Contract start date	01/12/2007
Contract end date	

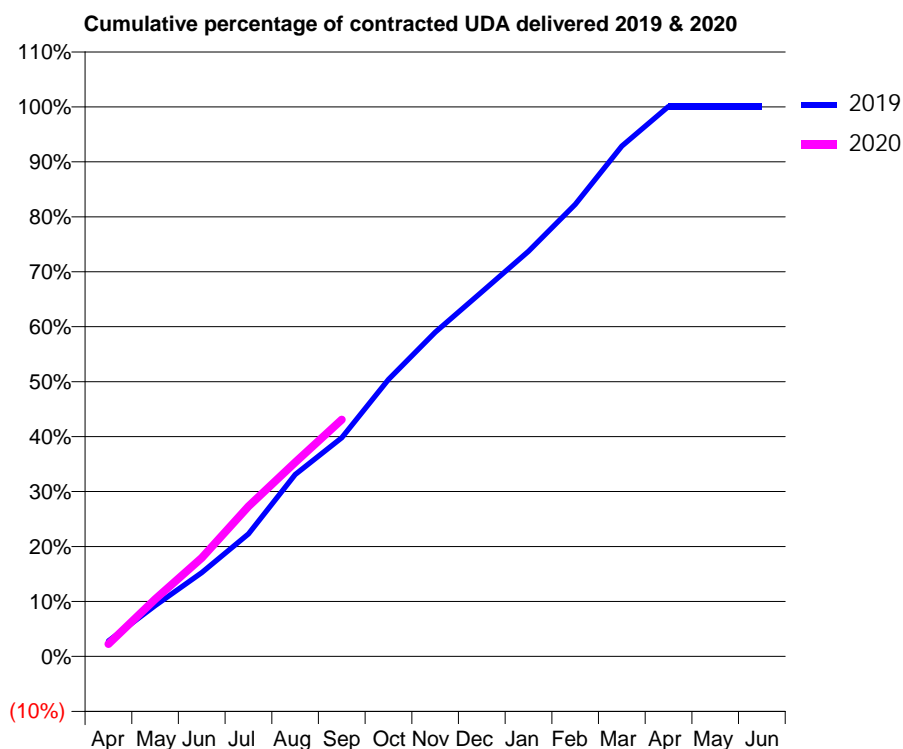
19/20 Contracted general activity (UDA)	5,593
Carry forward general activity (UDA)	-3
19/20 Contracted orthodontic activity (UOA)	0
Carry forward orthodontic activity (UOA)	0
Baseline contract value	£173,252.07

ACCESS*

Patients seen in 24 months	Total	Change since previous quarter
Quarter ending September 2018	2,052	
Quarter ending December 2018	2,070	→
Quarter ending March 2019	2,102	→
Quarter ending June 2019	2,097	→
Quarter ending September 2019	2,095	→
Variance since September 2018	2.1%	↑



ACTIVITY



Month	2019	2020
April	158	127
May	518	583
June	853	1,002
July	1,246	1,528
August	1,851	1,976
September	2,226	2,410
October	2,819	
November	3,299	
December	3,711	
January	4,122	
February	4,600	
March	5,194	
April	5,598	
May	5,597	
June	5,597	

QUALITY

	Quantity	Base Number	Contract	AT	Region	England
% of FP17s for the same patient ID Re-attending within 3 months - Children	11	305	3.6%	11.1%	12.0%	11.5%
% of FP17s for the same patient ID Re-attending within 3 months - Adults	48	931	5.2%	16.6%	17.2%	15.4%
% of FP17s for the same patient ID Re-attending between 3 & 9 months - Children	175	305	57.4%	45.5%	49.4%	59.7%
% of FP17s for the same patient ID Re-attending between 3 & 9 months - Adults	397	931	42.6%	37.1%	39.2%	51.7%
% of FP17s for Band 1 Urgent Courses	76	1,088	7.0%	11.3%	11.0%	9.2%
% of FP17s Relating to Free Repair or Replacements	1	1,088	0.1%	0.5%	0.5%	0.7%
% of FP17s Relating to Continuations	1	1,088	0.1%	0.7%	0.7%	0.8%
% of Patients satisfied with the dentistry they have received	0	1	N/A	91.5%	90.9%	93.5%
% of Patients satisfied with the time they had to wait for an appointment	0	1	N/A	80.9%	83.7%	87.4%

* This is based on patients treated on this contract for their most recent course of treatment. Figures in italics indicate the base number of FP17s or Patient Questionnaire responses are less than 100. N/A is shown where the base number of responses is less than 10 during the period. % is calculated as Quantity/Base number*100

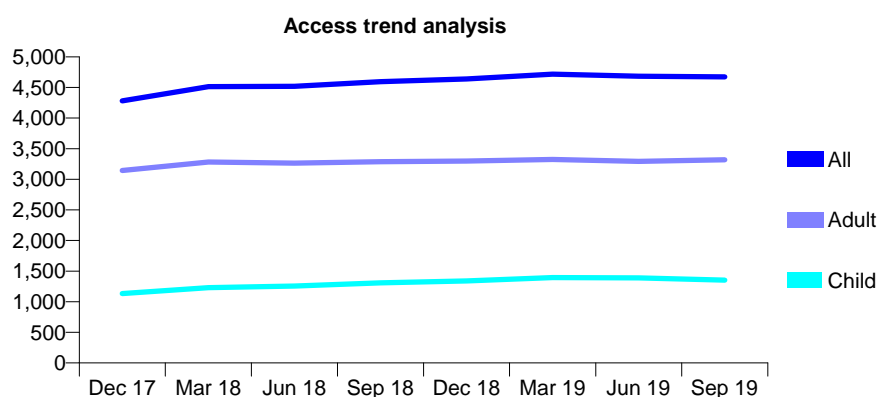
Q61 - Vital Signs At a Glance Contract Report for 361135/0001 - September 2019

Name or company name	The Dental Suite
Contract type name	GDS Contract
Purpose of contract	General
Contract start date	01/08/2010
Contract end date	

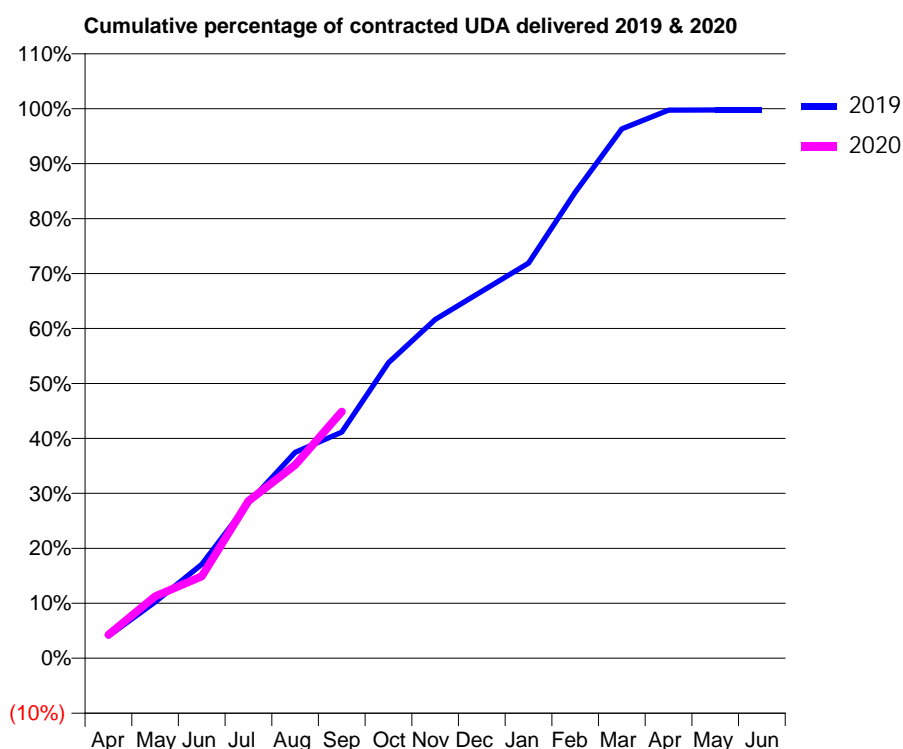
19/20 Contracted general activity (UDA)	7,600
Carry forward general activity (UDA)	18
19/20 Contracted orthodontic activity (UOA)	0
Carry forward orthodontic activity (UOA)	0
Baseline contract value	£223,048.15

ACCESS*

Patients seen in 24 months	Total	Change since previous quarter
Quarter ending September 2018	4,594	
Quarter ending December 2018	4,639	→
Quarter ending March 2019	4,718	→
Quarter ending June 2019	4,682	→
Quarter ending September 2019	4,674	→
Variance since September 2018	1.7%	→



ACTIVITY



Month	2019	2020
April	306	326
May	777	855
June	1,298	1,131
July	2,148	2,175
August	2,849	2,673
September	3,127	3,409
October	4,088	
November	4,685	
December	5,075	
January	5,464	
February	6,443	
March	7,320	
April	7,579	
May	7,581	
June	7,582	

QUALITY

	Quantity	Base Number	Contract	AT	Region	England
% of FP17s for the same patient ID Re-attending within 3 months - Children	62	728	8.5%	11.1%	12.0%	11.5%
% of FP17s for the same patient ID Re-attending within 3 months - Adults	158	1,498	10.5%	16.6%	17.2%	15.4%
% of FP17s for the same patient ID Re-attending between 3 & 9 months - Children	342	728	47.0%	45.5%	49.4%	59.7%
% of FP17s for the same patient ID Re-attending between 3 & 9 months - Adults	419	1,498	28.0%	37.1%	39.2%	51.7%
% of FP17s for Band 1 Urgent Courses	173	1,605	10.8%	11.3%	11.0%	9.2%
% of FP17s Relating to Free Repair or Replacements	5	1,605	0.3%	0.5%	0.5%	0.7%
% of FP17s Relating to Continuations	0	1,605	0.0%	0.7%	0.7%	0.8%
% of Patients satisfied with the dentistry they have received	0	0	N/A	91.5%	90.9%	93.5%
% of Patients satisfied with the time they had to wait for an appointment	0	0	N/A	80.9%	83.7%	87.4%

* This is based on patients treated on this contract for their most recent course of treatment.

Figures in italics indicate the base number of FP17s or Patient Questionnaire responses are less than 100. N/A is shown where the base number of responses is less than 10 during the period. % is calculated as Quantity/Base number*100

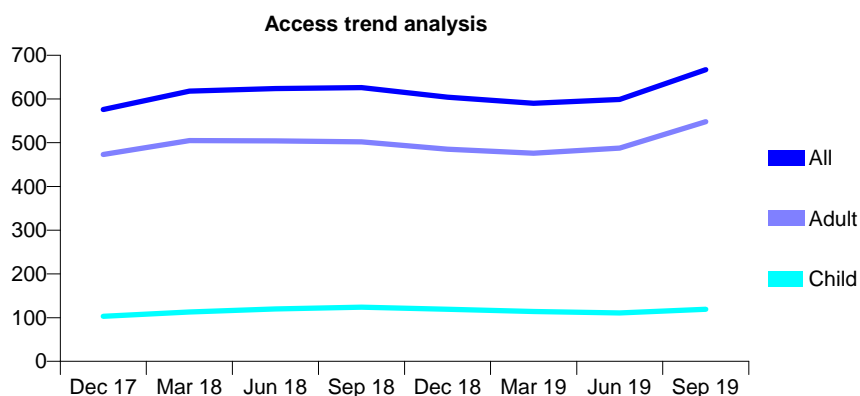
Q61 - Vital Signs At a Glance Contract Report for 363383/0002 - September 2019

Name or company name	Gita Hakhamaneshi
Contract type name	GDS Contract
Purpose of contract	General
Contract start date	12/06/2011
Contract end date	

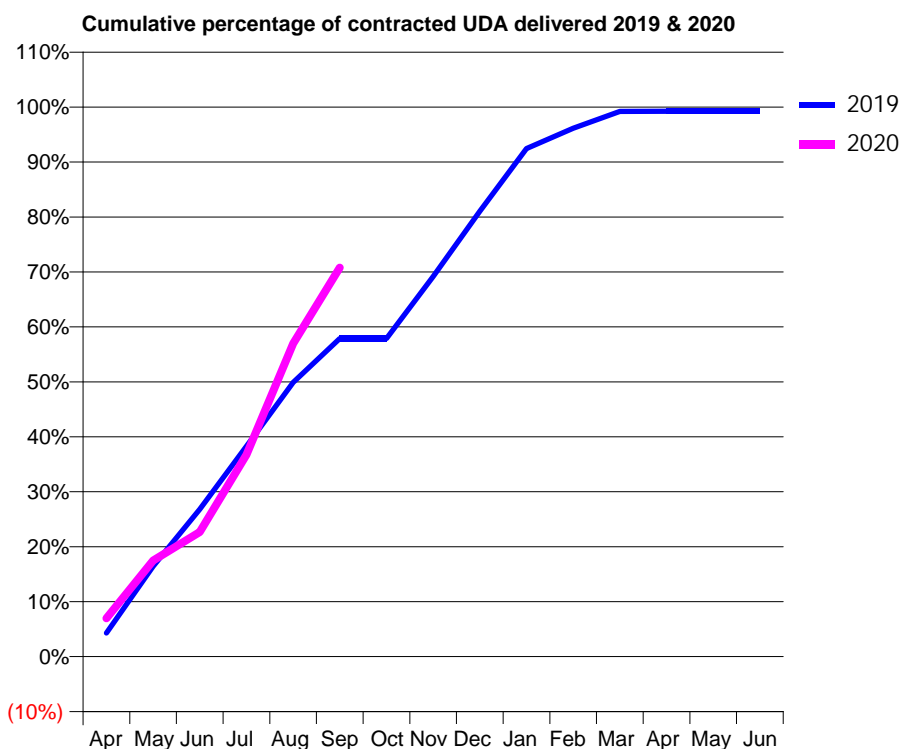
19/20 Contracted general activity (UDA)	1,658
Carry forward general activity (UDA)	12
19/20 Contracted orthodontic activity (UOA)	0
Carry forward orthodontic activity (UOA)	0
Baseline contract value	£46,660.17

ACCESS*

Patients seen in 24 months	Total	Change since previous quarter
Quarter ending September 2018	626	
Quarter ending December 2018	604	↓
Quarter ending March 2019	590	↓
Quarter ending June 2019	599	→
Quarter ending September 2019	667	↑
Variance since September 2018	6.5%	↑



ACTIVITY



Month	Adjusted Scheduled Activity (UDA)	
	2019	2020
April	71	116
May	273	290
June	444	376
July	635	609
August	828	945
September	960	1,173
October	960	
November	1,147	
December	1,344	
January	1,533	
February	1,594	
March	1,644	
April	1,645	
May	1,645	
June	1,645	

QUALITY

	Quantity	Base Number	Contract	AT	Region	England
% of FP17s for the same patient ID Re-attending within 3 months - Children	3	87	3.4%	11.1%	12.0%	11.5%
% of FP17s for the same patient ID Re-attending within 3 months - Adults	64	464	13.8%	16.6%	17.2%	15.4%
% of FP17s for the same patient ID Re-attending between 3 & 9 months - Children	20	87	23.0%	45.5%	49.4%	59.7%
% of FP17s for the same patient ID Re-attending between 3 & 9 months - Adults	134	464	28.9%	37.1%	39.2%	51.7%
% of FP17s for Band 1 Urgent Courses	77	550	14.0%	11.3%	11.0%	9.2%
% of FP17s Relating to Free Repair or Replacements	6	550	1.1%	0.5%	0.5%	0.7%
% of FP17s Relating to Continuations	9	550	1.6%	0.7%	0.7%	0.8%
% of Patients satisfied with the dentistry they have received	1	1	N/A	91.5%	90.9%	93.5%
% of Patients satisfied with the time they had to wait for an appointment	1	1	N/A	80.9%	83.7%	87.4%

* This is based on patients treated on this contract for their most recent course of treatment. Figures in italics indicate the base number of FP17s or Patient Questionnaire responses are less than 100. N/A is shown where the base number of responses is less than 10 during the period. % is calculated as Quantity/Base number*100

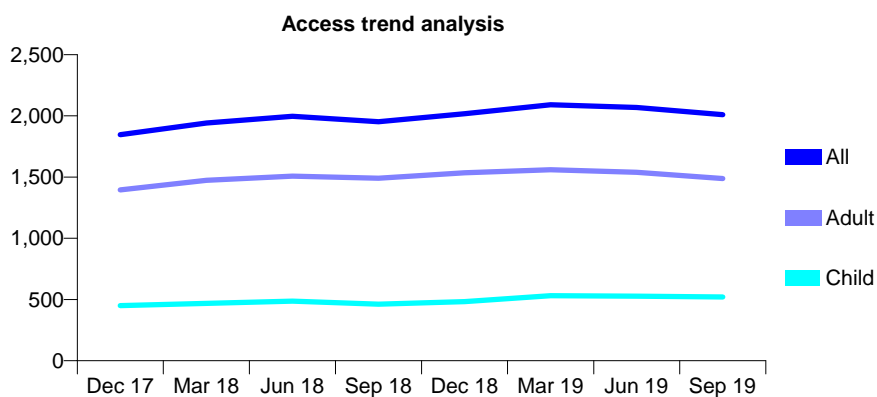
Q61 - Vital Signs At a Glance Contract Report for 364215/0001 - September 2019

Name or company name	MR GS GILL
Contract type name	GDS Contract
Purpose of contract	General
Contract start date	01/05/2014
Contract end date	

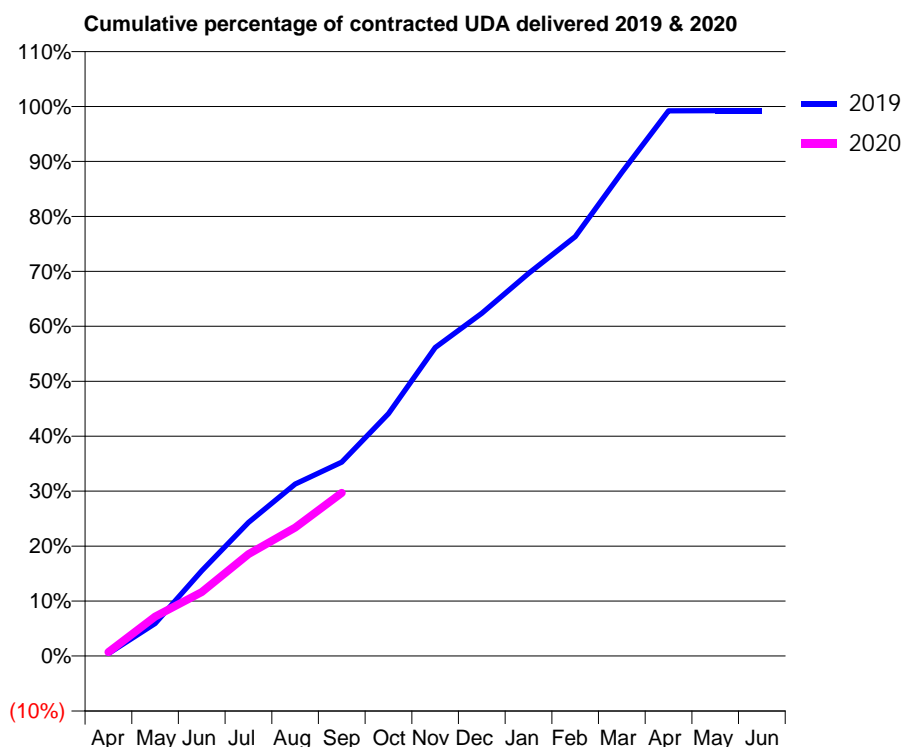
19/20 Contracted general activity (UDA)	7,827
Carry forward general activity (UDA)	58
19/20 Contracted orthodontic activity (UOA)	0
Carry forward orthodontic activity (UOA)	0
Baseline contract value	£260,872.56

ACCESS*

Patients seen in 24 months	Total	Change since previous quarter
Quarter ending September 2018	1,953	
Quarter ending December 2018	2,018	↑
Quarter ending March 2019	2,091	↑
Quarter ending June 2019	2,068	↓
Quarter ending September 2019	2,010	↓
Variance since September 2018	2.9%	↑



ACTIVITY



Month	Adjusted Scheduled Activity (UDA)	
	2019	2020
April	34	55
May	465	563
June	1,215	910
July	1,903	1,451
August	2,449	1,829
September	2,763	2,324
October	3,451	
November	4,394	
December	4,880	
January	5,448	
February	5,973	
March	6,886	
April	7,765	
May	7,768	
June	7,768	

QUALITY

	Quantity	Base Number	Contract	AT	Region	England
% of FP17s for the same patient ID Re-attending within 3 months - Children	19	354	5.4%	11.1%	12.0%	11.5%
% of FP17s for the same patient ID Re-attending within 3 months - Adults	79	739	10.7%	16.6%	17.2%	15.4%
% of FP17s for the same patient ID Re-attending between 3 & 9 months - Children	185	354	52.3%	45.5%	49.4%	59.7%
% of FP17s for the same patient ID Re-attending between 3 & 9 months - Adults	362	739	49.0%	37.1%	39.2%	51.7%
% of FP17s for Band 1 Urgent Courses	99	874	11.3%	11.3%	11.0%	9.2%
% of FP17s Relating to Free Repair or Replacements	2	874	0.2%	0.5%	0.5%	0.7%
% of FP17s Relating to Continuations	5	874	0.6%	0.7%	0.7%	0.8%
% of Patients satisfied with the dentistry they have received	1	1	N/A	91.5%	90.9%	93.5%
% of Patients satisfied with the time they had to wait for an appointment	1	1	N/A	80.9%	83.7%	87.4%

* This is based on patients treated on this contract for their most recent course of treatment. Figures in italics indicate the base number of FP17s or Patient Questionnaire responses are less than 100. N/A is shown where the base number of responses is less than 10 during the period. % is calculated as Quantity/Base number*100

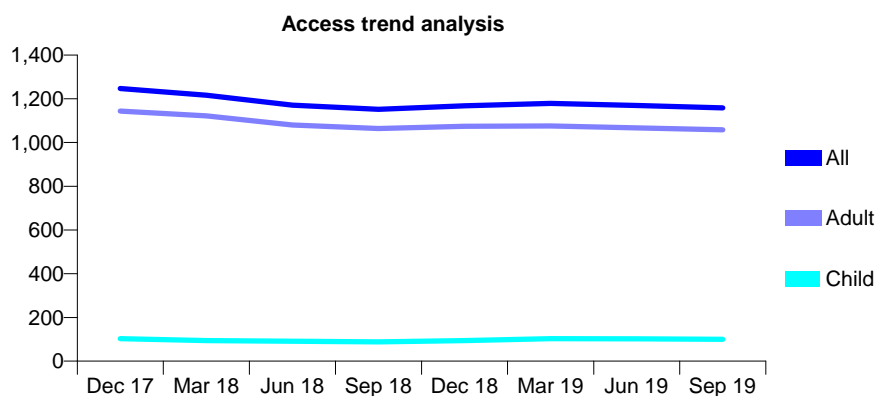
Q61 - Vital Signs At a Glance Contract Report for 395625/0003 - September 2019

Name or company name	MR CF NG
Contract type name	GDS Contract
Purpose of contract	General
Contract start date	01/11/2006
Contract end date	

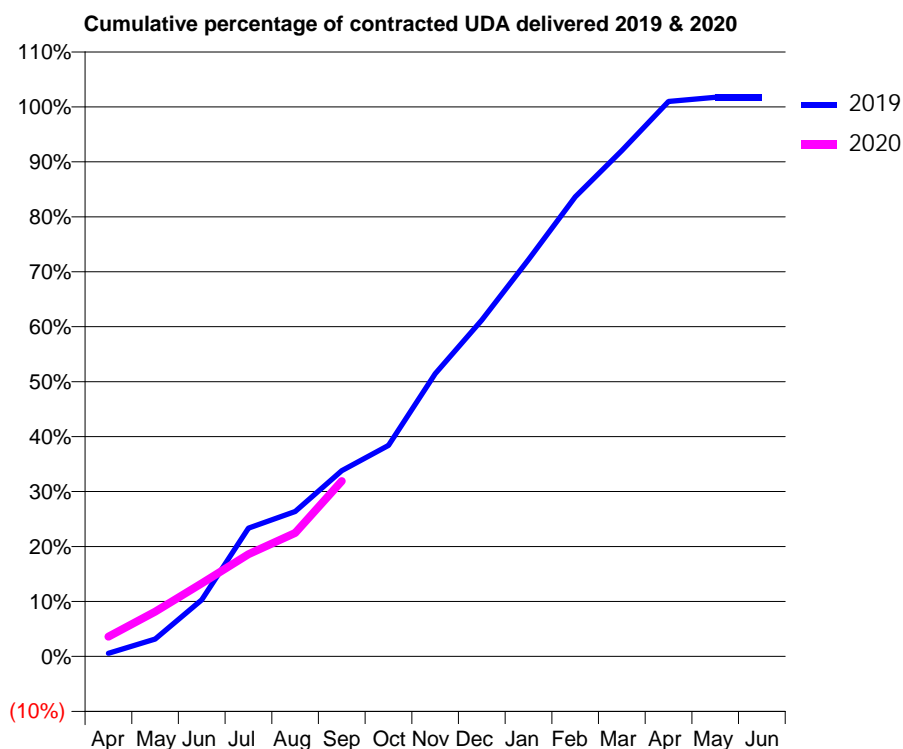
19/20 Contracted general activity (UDA)	5,678
Carry forward general activity (UDA)	-98
19/20 Contracted orthodontic activity (UOA)	0
Carry forward orthodontic activity (UOA)	0
Baseline contract value	£170,429.68

ACCESS*

Patients seen in 24 months	Total	Change since previous quarter
Quarter ending September 2018	1,152	
Quarter ending December 2018	1,168	→
Quarter ending March 2019	1,179	→
Quarter ending June 2019	1,169	→
Quarter ending September 2019	1,158	→
Variance since September 2018	0.5%	→



ACTIVITY



Month	Adjusted Scheduled Activity (UDA)	
	2019	2020
April	32	205
May	180	462
June	585	756
July	1,326	1,056
August	1,497	1,277
September	1,919	1,811
October	2,180	
November	2,921	
December	3,474	
January	4,100	
February	4,747	
March	5,226	
April	5,733	
May	5,776	
June	5,776	

QUALITY

	Quantity	Base Number	Contract	AT	Region	England
% of FP17s for the same patient ID Re-attending within 3 months - Children	4	46	8.7%	11.1%	12.0%	11.5%
% of FP17s for the same patient ID Re-attending within 3 months - Adults	59	452	13.1%	16.6%	17.2%	15.4%
% of FP17s for the same patient ID Re-attending between 3 & 9 months - Children	12	46	26.1%	45.5%	49.4%	59.7%
% of FP17s for the same patient ID Re-attending between 3 & 9 months - Adults	154	452	34.1%	37.1%	39.2%	51.7%
% of FP17s for Band 1 Urgent Courses	0	378	0.0%	11.3%	11.0%	9.2%
% of FP17s Relating to Free Repair or Replacements	0	378	0.0%	0.5%	0.5%	0.7%
% of FP17s Relating to Continuations	7	378	1.9%	0.7%	0.7%	0.8%
% of Patients satisfied with the dentistry they have received	2	2	N/A	91.5%	90.9%	93.5%
% of Patients satisfied with the time they had to wait for an appointment	2	2	N/A	80.9%	83.7%	87.4%

* This is based on patients treated on this contract for their most recent course of treatment. Figures in italics indicate the base number of FP17s or Patient Questionnaire responses are less than 100. N/A is shown where the base number of responses is less than 10 during the period. % is calculated as Quantity/Base number*100

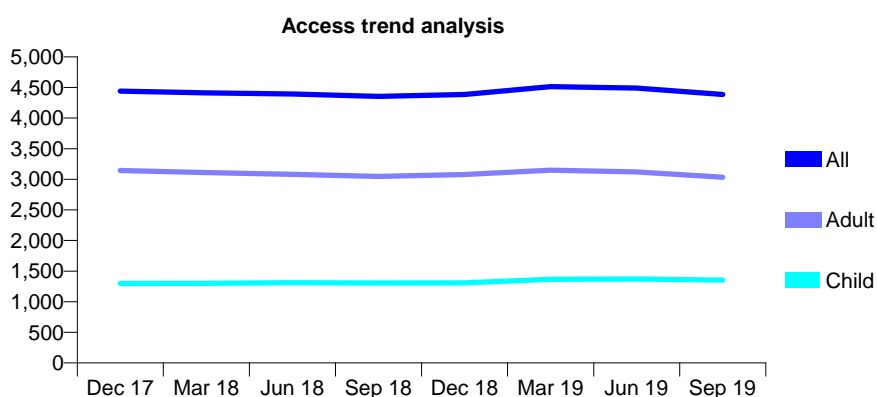
Q61 - Vital Signs At a Glance Contract Report for 549568/0001 - September 2019

Name or company name	Mr C Lewis and Mr V Patel
Contract type name	GDS Contract
Purpose of contract	General
Contract start date	01/04/2006
Contract end date	

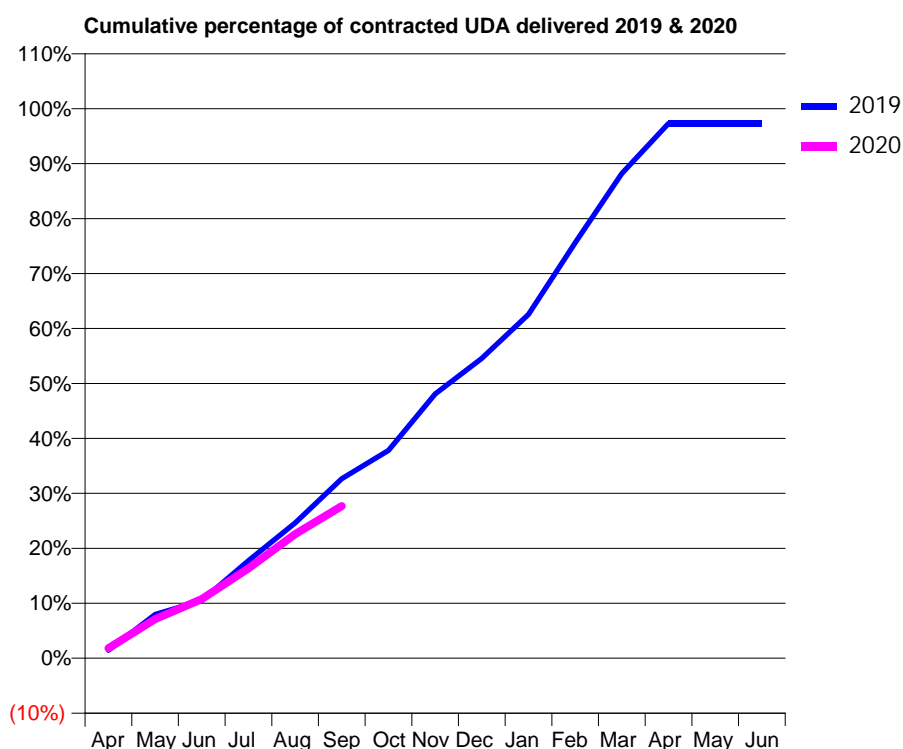
19/20 Contracted general activity (UDA)	14,514
Carry forward general activity (UDA)	0
19/20 Contracted orthodontic activity (UOA)	0
Carry forward orthodontic activity (UOA)	0
Baseline contract value	£393,784.51

ACCESS*

Patients seen in 24 months	Total	Change since previous quarter
Quarter ending September 2018	4,353	
Quarter ending December 2018	4,387	→
Quarter ending March 2019	4,513	↑
Quarter ending June 2019	4,492	→
Quarter ending September 2019	4,385	↓
Variance since September 2018	0.7%	→



ACTIVITY



Month	2019	2020
April	211	266
May	1,157	1,034
June	1,523	1,564
July	2,576	2,376
August	3,573	3,279
September	4,744	4,017
October	5,489	
November	6,981	
December	7,921	
January	9,083	
February	10,976	
March	12,801	
April	14,126	
May	14,127	
June	14,124	

QUALITY

	Quantity	Base Number	Contract	AT	Region	England
% of FP17s for the same patient ID Re-attending within 3 months - Children	58	796	7.3%	11.1%	12.0%	11.5%
% of FP17s for the same patient ID Re-attending within 3 months - Adults	166	1,347	12.3%	16.6%	17.2%	15.4%
% of FP17s for the same patient ID Re-attending between 3 & 9 months - Children	430	796	54.0%	45.5%	49.4%	59.7%
% of FP17s for the same patient ID Re-attending between 3 & 9 months - Adults	588	1,347	43.7%	37.1%	39.2%	51.7%
% of FP17s for Band 1 Urgent Courses	140	1,785	7.8%	11.3%	11.0%	9.2%
% of FP17s Relating to Free Repair or Replacements	8	1,785	0.4%	0.5%	0.5%	0.7%
% of FP17s Relating to Continuations	4	1,785	0.2%	0.7%	0.7%	0.8%
% of Patients satisfied with the dentistry they have received	2	2	N/A	91.5%	90.9%	93.5%
% of Patients satisfied with the time they had to wait for an appointment	1	2	N/A	80.9%	83.7%	87.4%

* This is based on patients treated on this contract for their most recent course of treatment. Figures in italics indicate the base number of FP17s or Patient Questionnaire responses are less than 100. N/A is shown where the base number of responses is less than 10 during the period. % is calculated as Quantity/Base number*100

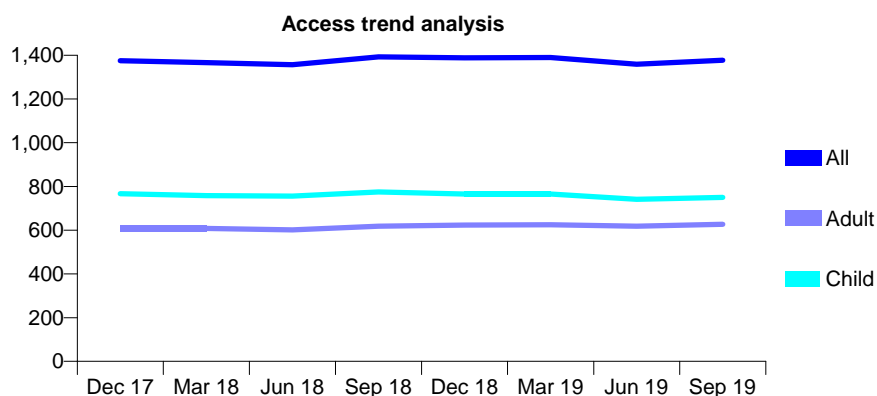
Q61 - Vital Signs At a Glance Contract Report for 554898/0001 - September 2019

Name or company name	MR AJ TREWELLA
Contract type name	GDS Contract
Purpose of contract	General
Contract start date	01/04/2006
Contract end date	

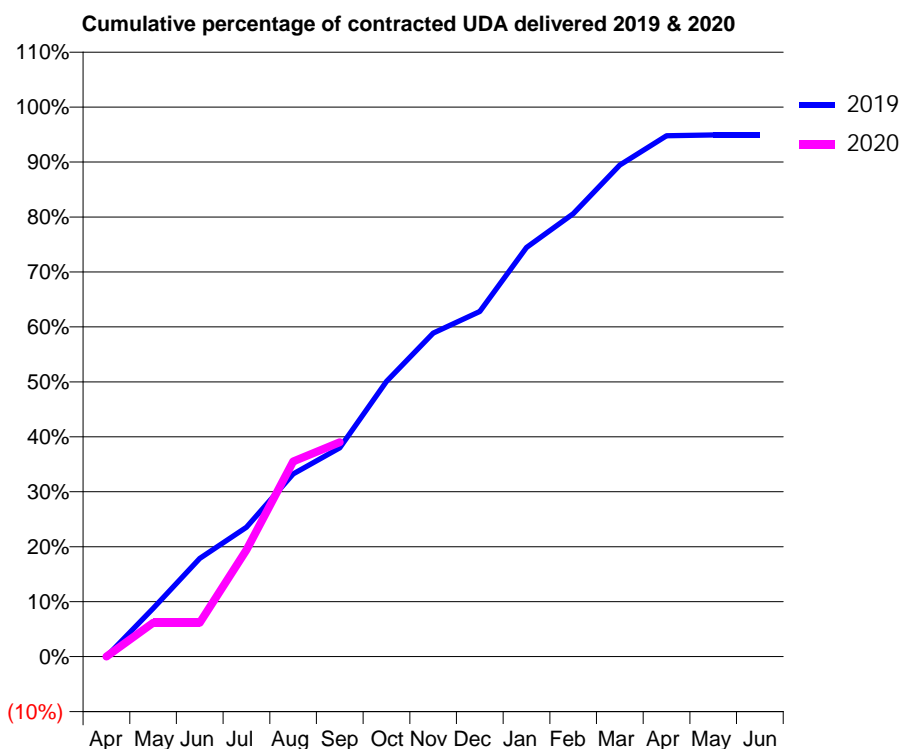
19/20 Contracted general activity (UDA)	3,740
Carry forward general activity (UDA)	0
19/20 Contracted orthodontic activity (UOA)	0
Carry forward orthodontic activity (UOA)	0
Baseline contract value	£102,221.69

ACCESS*

Patients seen in 24 months	Total	Change since previous quarter
Quarter ending September 2018	1,393	
Quarter ending December 2018	1,388	→
Quarter ending March 2019	1,390	→
Quarter ending June 2019	1,359	↓
Quarter ending September 2019	1,377	→
Variance since September 2018	(1.1%)	↓



ACTIVITY



Month	Adjusted Scheduled Activity (UDA)	
	2019	2020
April	0	0
May	329	231
June	669	231
July	881	725
August	1,243	1,328
September	1,421	1,459
October	1,872	
November	2,202	
December	2,350	
January	2,784	
February	3,014	
March	3,346	
April	3,544	
May	3,550	
June	3,550	

QUALITY

	Quantity	Base Number	Contract	AT	Region	England
% of FP17s for the same patient ID Re-attending within 3 months - Children	24	454	5.3%	11.1%	12.0%	11.5%
% of FP17s for the same patient ID Re-attending within 3 months - Adults	57	348	16.4%	16.6%	17.2%	15.4%
% of FP17s for the same patient ID Re-attending between 3 & 9 months - Children	220	454	48.5%	45.5%	49.4%	59.7%
% of FP17s for the same patient ID Re-attending between 3 & 9 months - Adults	148	348	42.5%	37.1%	39.2%	51.7%
% of FP17s for Band 1 Urgent Courses	43	717	6.0%	11.3%	11.0%	9.2%
% of FP17s Relating to Free Repair or Replacements	0	717	0.0%	0.5%	0.5%	0.7%
% of FP17s Relating to Continuations	5	717	0.7%	0.7%	0.7%	0.8%
% of Patients satisfied with the dentistry they have received	0	0	N/A	91.5%	90.9%	93.5%
% of Patients satisfied with the time they had to wait for an appointment	0	0	N/A	80.9%	83.7%	87.4%

* This is based on patients treated on this contract for their most recent course of treatment. Figures in italics indicate the base number of FP17s or Patient Questionnaire responses are less than 100. N/A is shown where the base number of responses is less than 10 during the period. % is calculated as Quantity/Base number*100

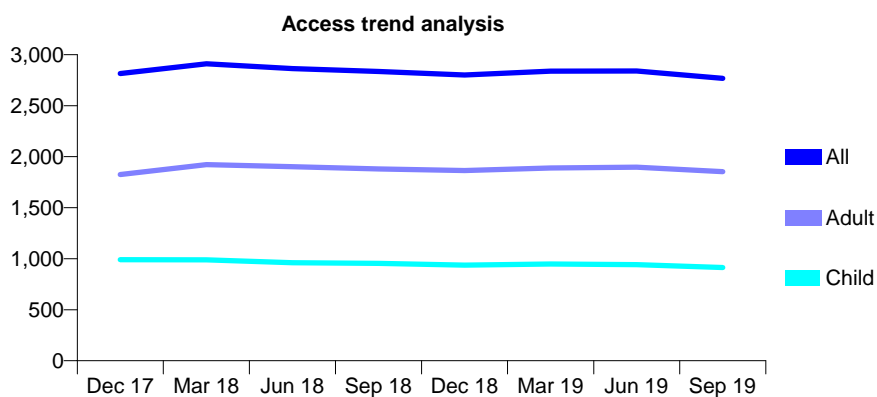
Q61 - Vital Signs At a Glance Contract Report for 556459/0002 - September 2019

Name or company name	MR GP DINDOL
Contract type name	GDS Contract
Purpose of contract	General and Orthodontic
Contract start date	19/07/2008
Contract end date	

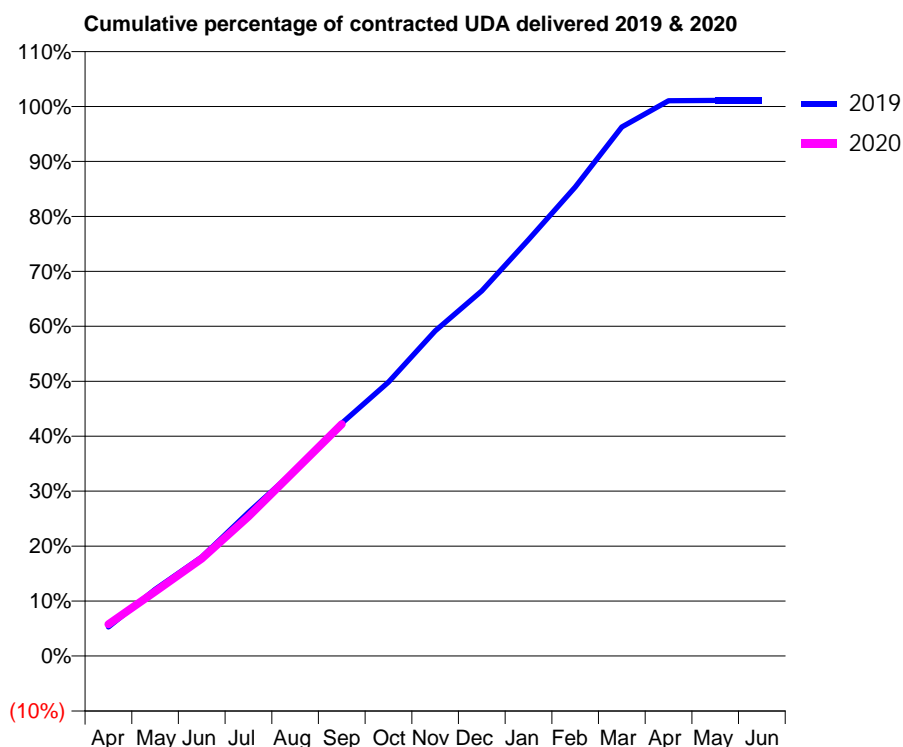
19/20 Contracted general activity (UDA)	5,459
Carry forward general activity (UDA)	-59
19/20 Contracted orthodontic activity (UOA)	2,491
Carry forward orthodontic activity (UOA)	-49
Baseline contract value	£536,411.82

ACCESS*

Patients seen in 24 months	Total	Change since previous quarter
Quarter ending September 2018	2,836	
Quarter ending December 2018	2,801	↓
Quarter ending March 2019	2,838	→
Quarter ending June 2019	2,840	→
Quarter ending September 2019	2,768	↓
Variance since September 2018	(2.4%)	↓



ACTIVITY



Month	Adjusted Scheduled Activity (UDA)	
	2019	2020
April	289	316
May	663	641
June	983	968
July	1,428	1,385
August	1,848	1,844
September	2,312	2,302
October	2,722	
November	3,229	
December	3,626	
January	4,135	
February	4,659	
March	5,255	
April	5,515	
May	5,518	
June	5,518	

QUALITY

	Quantity	Base Number	Contract	AT	Region	England
% of FP17s for the same patient ID Re-attending within 3 months - Children	45	661	6.8%	11.1%	12.0%	11.5%
% of FP17s for the same patient ID Re-attending within 3 months - Adults	181	952	19.0%	16.6%	17.2%	15.4%
% of FP17s for the same patient ID Re-attending between 3 & 9 months - Children	166	661	25.1%	45.5%	49.4%	59.7%
% of FP17s for the same patient ID Re-attending between 3 & 9 months - Adults	306	952	32.1%	37.1%	39.2%	51.7%
% of FP17s for Band 1 Urgent Courses	92	892	10.3%	11.3%	11.0%	9.2%
% of FP17s Relating to Free Repair or Replacements	4	892	0.4%	0.5%	0.5%	0.7%
% of FP17s Relating to Continuations	3	892	0.3%	0.7%	0.7%	0.8%
% of Patients satisfied with the dentistry they have received	0	0	N/A	91.5%	90.9%	93.5%
% of Patients satisfied with the time they had to wait for an appointment	0	0	N/A	80.9%	83.7%	87.4%

* This is based on patients treated on this contract for their most recent course of treatment. Figures in italics indicate the base number of FP17s or Patient Questionnaire responses are less than 100. N/A is shown where the base number of responses is less than 10 during the period. % is calculated as Quantity/Base number*100

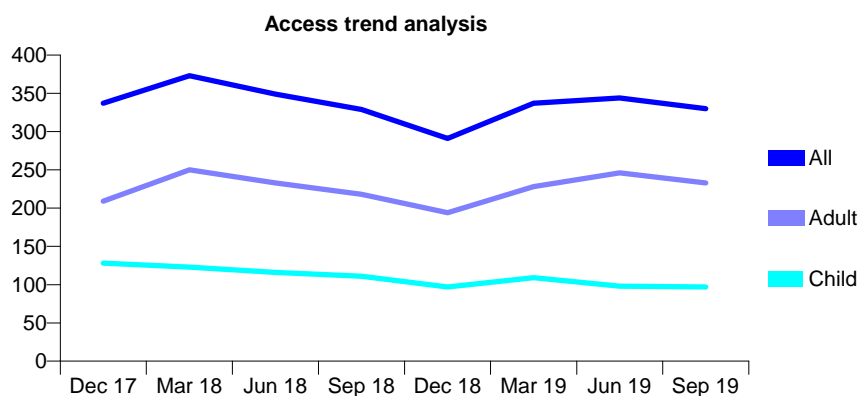
Q61 - Vital Signs At a Glance Contract Report for 557145/0003 - September 2019

Name or company name	Precious Smile Dental Care
Contract type name	GDS Contract
Purpose of contract	General
Contract start date	02/01/2007
Contract end date	

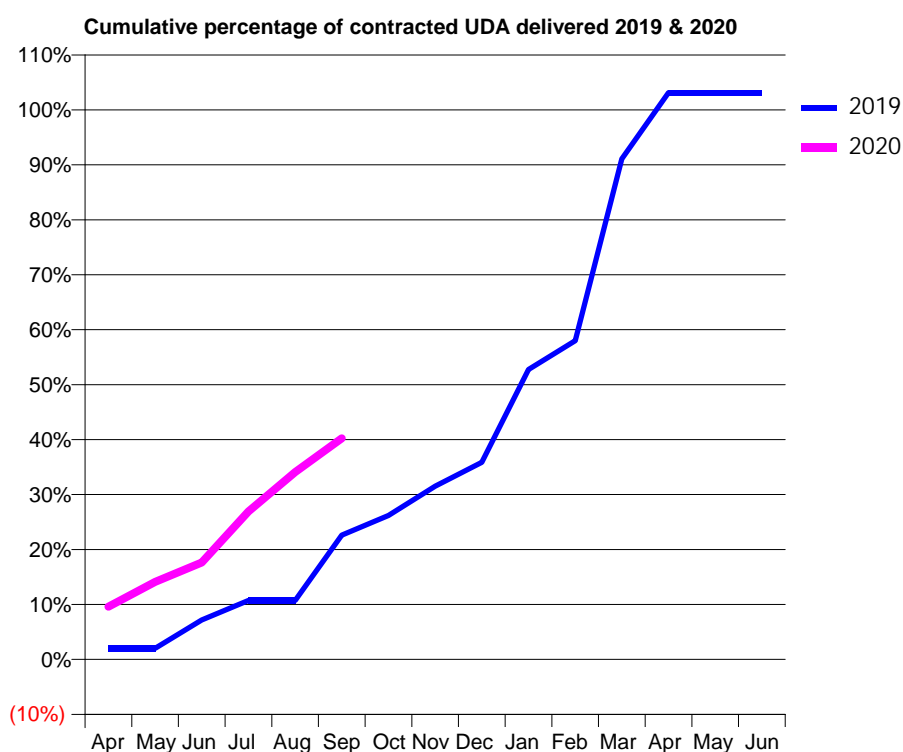
19/20 Contracted general activity (UDA)	642
Carry forward general activity (UDA)	-12
19/20 Contracted orthodontic activity (UOA)	0
Carry forward orthodontic activity (UOA)	0
Baseline contract value	£17,674.19

ACCESS*

Patients seen in 24 months	Total	Change since previous quarter
Quarter ending September 2018	329	
Quarter ending December 2018	291	↓
Quarter ending March 2019	337	↑
Quarter ending June 2019	344	↑
Quarter ending September 2019	330	↓
Variance since September 2018	0.3%	→



ACTIVITY



Month	Adjusted Scheduled Activity (UDA)	
	2019	2020
April	13	62
May	13	91
June	46	113
July	69	173
August	69	219
September	145	258
October	168	
November	202	
December	230	
January	339	
February	372	
March	585	
April	662	
May	662	
June	662	

QUALITY

	Quantity	Base Number	Contract	AT	Region	England
% of FP17s for the same patient ID Re-attending within 3 months - Children	3	54	5.6%	11.1%	12.0%	11.5%
% of FP17s for the same patient ID Re-attending within 3 months - Adults	12	103	11.7%	16.6%	17.2%	15.4%
% of FP17s for the same patient ID Re-attending between 3 & 9 months - Children	23	54	42.6%	45.5%	49.4%	59.7%
% of FP17s for the same patient ID Re-attending between 3 & 9 months - Adults	22	103	21.4%	37.1%	39.2%	51.7%
% of FP17s for Band 1 Urgent Courses	17	134	12.7%	11.3%	11.0%	9.2%
% of FP17s Relating to Free Repair or Replacements	2	134	1.5%	0.5%	0.5%	0.7%
% of FP17s Relating to Continuations	3	134	2.2%	0.7%	0.7%	0.8%
% of Patients satisfied with the dentistry they have received	0	0	N/A	91.5%	90.9%	93.5%
% of Patients satisfied with the time they had to wait for an appointment	0	0	N/A	80.9%	83.7%	87.4%

* This is based on patients treated on this contract for their most recent course of treatment. Figures in italics indicate the base number of FP17s or Patient Questionnaire responses are less than 100. N/A is shown where the base number of responses is less than 10 during the period. % is calculated as Quantity/Base number*100

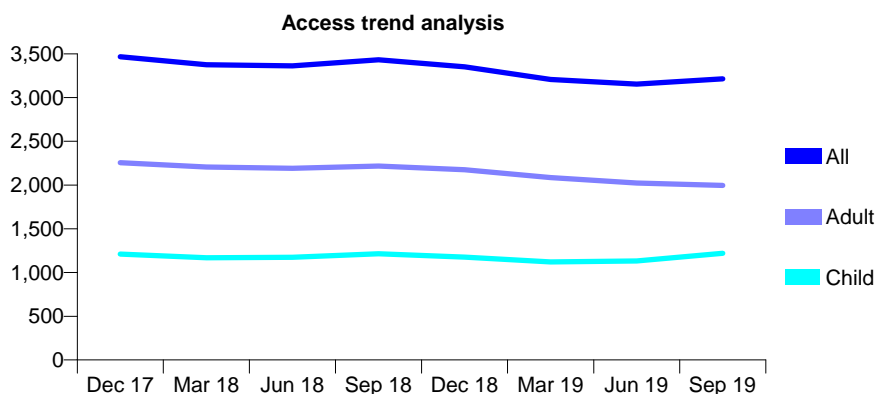
Q61 - Vital Signs At a Glance Contract Report for 560022/0002 - September 2019

Name or company name	MR J SCHWAB
Contract type name	GDS Contract
Purpose of contract	General
Contract start date	10/08/2011
Contract end date	

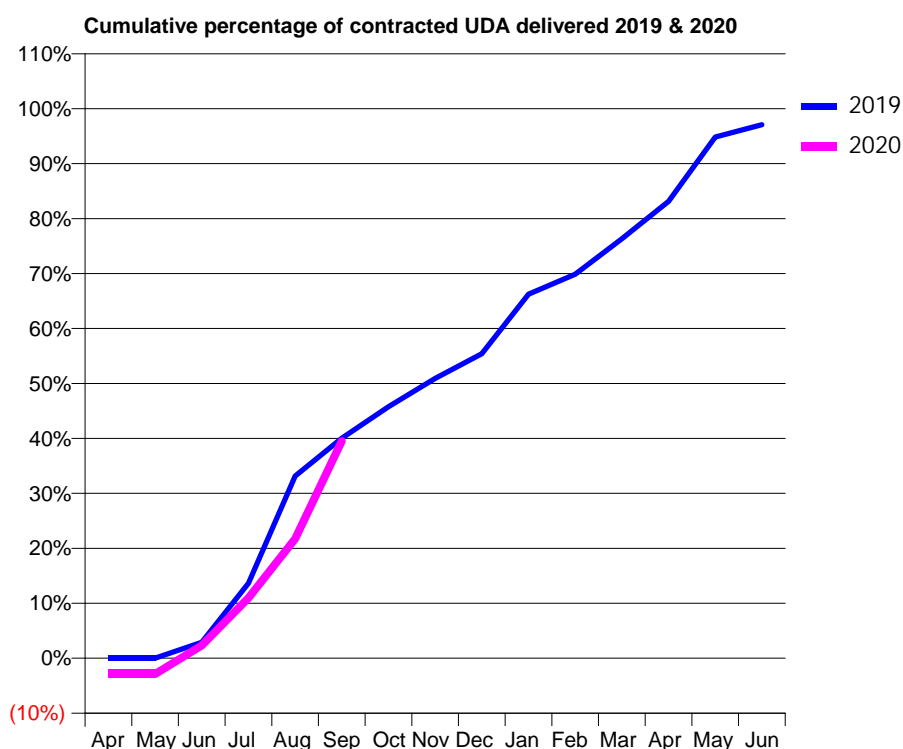
19/20 Contracted general activity (UDA)	10,000
Carry forward general activity (UDA)	291
19/20 Contracted orthodontic activity (UOA)	0
Carry forward orthodontic activity (UOA)	0
Baseline contract value	£192,152.36

ACCESS*

Patients seen in 24 months	Total	Change since previous quarter
Quarter ending September 2018	3,432	
Quarter ending December 2018	3,352	↓
Quarter ending March 2019	3,208	↓
Quarter ending June 2019	3,155	↓
Quarter ending September 2019	3,214	→
Variance since September 2018	(6.4%)	↓



ACTIVITY



Month	2019	2020
April	0	-291
May	0	-291
June	289	233
July	1,366	1,095
August	3,317	2,175
September	4,004	3,953
October	4,575	
November	5,092	
December	5,542	
January	6,624	
February	6,988	
March	7,630	
April	8,313	
May	9,486	
June	9,708	

QUALITY

	Quantity	Base Number	Contract	AT	Region	England
% of FP17s for the same patient ID Re-attending within 3 months - Children	27	822	3.3%	11.1%	12.0%	11.5%
% of FP17s for the same patient ID Re-attending within 3 months - Adults	138	1,146	12.0%	16.6%	17.2%	15.4%
% of FP17s for the same patient ID Re-attending between 3 & 9 months - Children	312	822	38.0%	45.5%	49.4%	59.7%
% of FP17s for the same patient ID Re-attending between 3 & 9 months - Adults	449	1,146	39.2%	37.1%	39.2%	51.7%
% of FP17s for Band 1 Urgent Courses	88	1,380	6.4%	11.3%	11.0%	9.2%
% of FP17s Relating to Free Repair or Replacements	2	1,380	0.1%	0.5%	0.5%	0.7%
% of FP17s Relating to Continuations	0	1,380	0.0%	0.7%	0.7%	0.8%
% of Patients satisfied with the dentistry they have received	0	0	N/A	91.5%	90.9%	93.5%
% of Patients satisfied with the time they had to wait for an appointment	0	0	N/A	80.9%	83.7%	87.4%

* This is based on patients treated on this contract for their most recent course of treatment.

Figures in italics indicate the base number of FP17s or Patient Questionnaire responses are less than 100. N/A is shown where the base number of responses is less than 10 during the period. % is calculated as Quantity/Base number*100

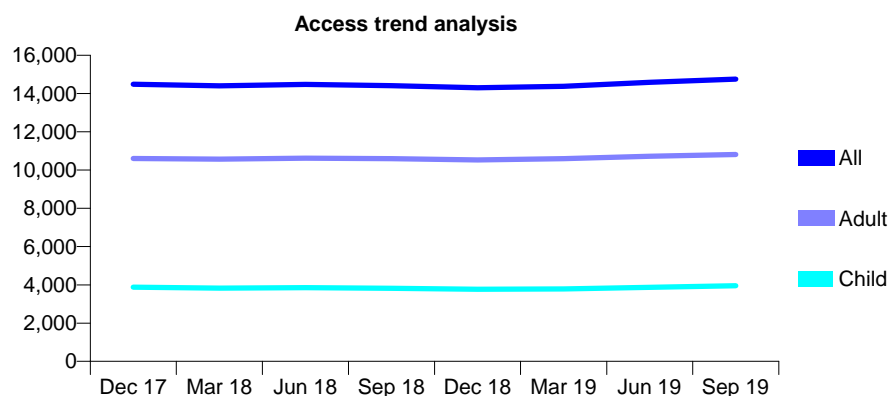
Q61 - Vital Signs At a Glance Contract Report for 566667/0001 - September 2019

Name or company name	MR RN TORRANCE
Contract type name	GDS Contract
Purpose of contract	General
Contract start date	01/04/2006
Contract end date	

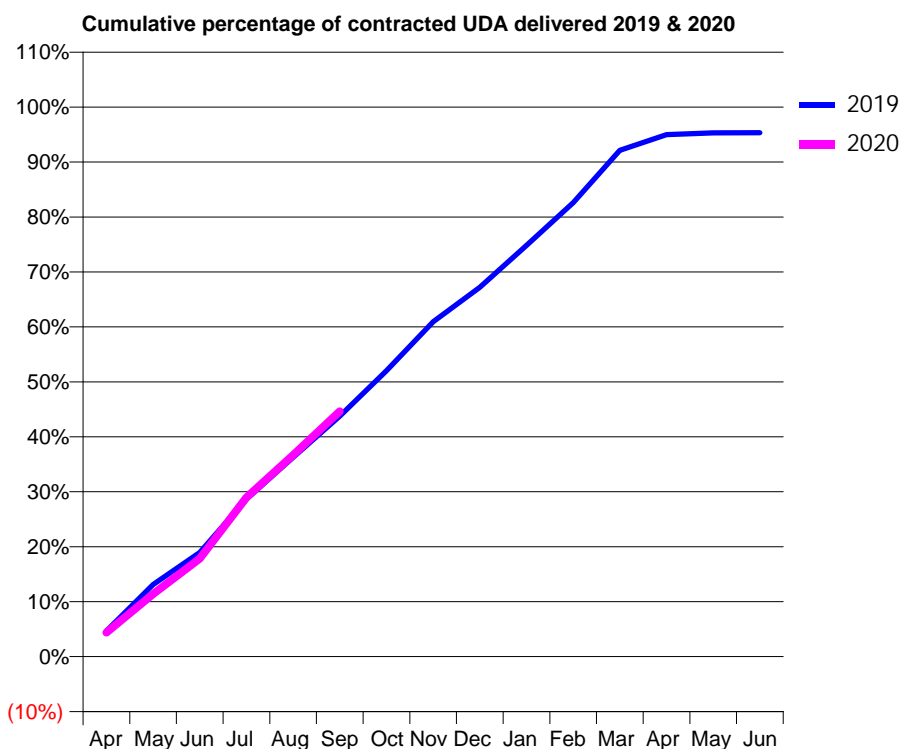
19/20 Contracted general activity (UDA)	54,930
Carry forward general activity (UDA)	0
19/20 Contracted orthodontic activity (UOA)	0
Carry forward orthodontic activity (UOA)	0
Baseline contract value	£1,572,979.25

ACCESS*

Patients seen in 24 months	Total	Change since previous quarter
Quarter ending September 2018	14,408	
Quarter ending December 2018	14,304	→
Quarter ending March 2019	14,382	→
Quarter ending June 2019	14,588	→
Quarter ending September 2019	14,758	→
Variance since September 2018	2.4%	↑



ACTIVITY



Month	Adjusted Scheduled Activity (UDA)	
	2019	2020
April	2,566	2,409
May	7,199	6,273
June	10,408	9,803
July	15,752	15,915
August	19,920	20,144
September	24,047	24,515
October	28,579	
November	33,480	
December	36,911	
January	41,108	
February	45,371	
March	50,604	
April	52,183	
May	52,349	
June	52,360	

QUALITY

	Quantity	Base Number	Contract	AT	Region	England
% of FP17s for the same patient ID Re-attending within 3 months - Children	295	2,616	11.3%	11.1%	12.0%	11.5%
% of FP17s for the same patient ID Re-attending within 3 months - Adults	1,062	6,218	17.1%	16.6%	17.2%	15.4%
% of FP17s for the same patient ID Re-attending between 3 & 9 months - Children	1,170	2,616	44.7%	45.5%	49.4%	59.7%
% of FP17s for the same patient ID Re-attending between 3 & 9 months - Adults	2,252	6,218	36.2%	37.1%	39.2%	51.7%
% of FP17s for Band 1 Urgent Courses	1,426	8,250	17.3%	11.3%	11.0%	9.2%
% of FP17s Relating to Free Repair or Replacements	93	8,250	1.1%	0.5%	0.5%	0.7%
% of FP17s Relating to Continuations	17	8,250	0.2%	0.7%	0.7%	0.8%
% of Patients satisfied with the dentistry they have received	5	7	N/A	91.5%	90.9%	93.5%
% of Patients satisfied with the time they had to wait for an appointment	4	7	N/A	80.9%	83.7%	87.4%

* This is based on patients treated on this contract for their most recent course of treatment. Figures in italics indicate the base number of FP17s or Patient Questionnaire responses are less than 100. N/A is shown where the base number of responses is less than 10 during the period. % is calculated as Quantity/Base number*100

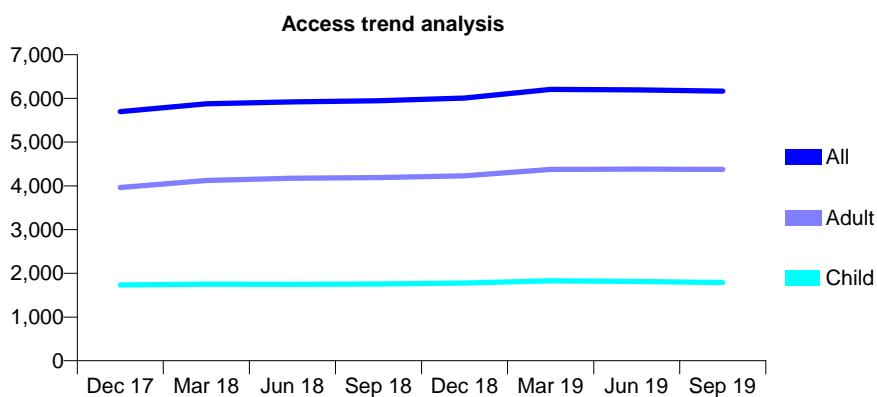
Q61 - Vital Signs At a Glance Contract Report for 566969/0001 - September 2019

Name or company name	Sohail Moulana
Contract type name	GDS Contract
Purpose of contract	General
Contract start date	01/04/2006
Contract end date	

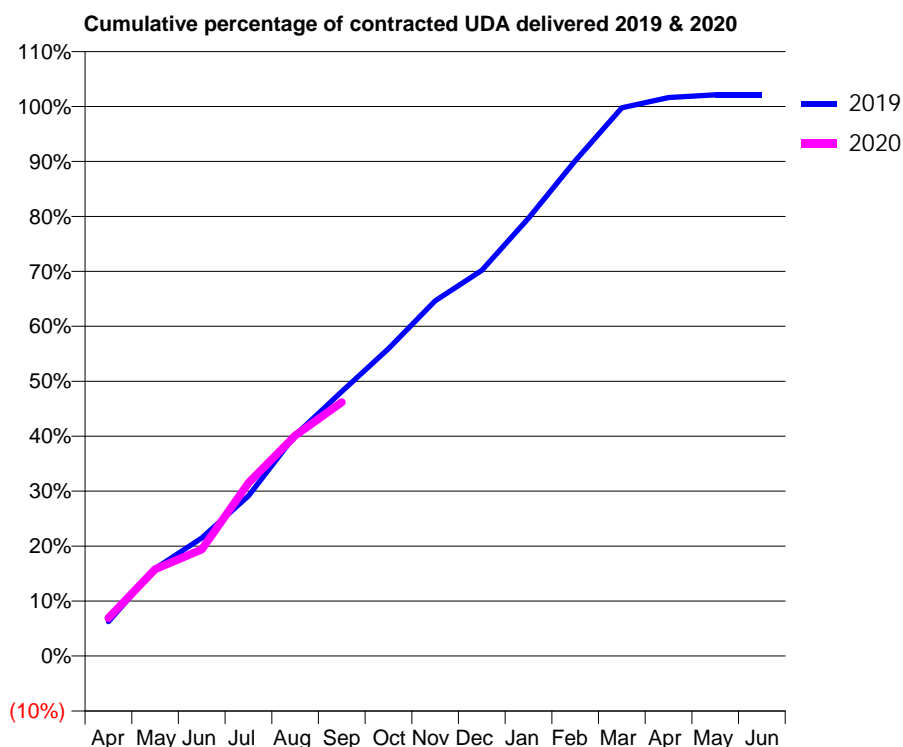
19/20 Contracted general activity (UDA)	17,225
Carry forward general activity (UDA)	-344
19/20 Contracted orthodontic activity (UOA)	0
Carry forward orthodontic activity (UOA)	0
Baseline contract value	£559,110.07

ACCESS*

Patients seen in 24 months	Total	Change since previous quarter
Quarter ending September 2018	5,945	
Quarter ending December 2018	6,007	→
Quarter ending March 2019	6,204	↑
Quarter ending June 2019	6,196	→
Quarter ending September 2019	6,166	→
Variance since September 2018	3.7%	↑



ACTIVITY



Month	Adjusted Scheduled Activity (UDA)	
	2019	2020
April	1,077	1,193
May	2,741	2,721
June	3,703	3,337
July	5,016	5,426
August	6,921	6,913
September	8,291	7,951
October	9,632	
November	11,134	
December	12,087	
January	13,720	
February	15,523	
March	17,182	
April	17,502	
May	17,588	
June	17,588	

QUALITY

	Quantity	Base Number	Contract	AT	Region	England
% of FP17s for the same patient ID Re-attending within 3 months - Children	52	880	5.9%	11.1%	12.0%	11.5%
% of FP17s for the same patient ID Re-attending within 3 months - Adults	334	2,063	16.2%	16.6%	17.2%	15.4%
% of FP17s for the same patient ID Re-attending between 3 & 9 months - Children	270	880	30.7%	45.5%	49.4%	59.7%
% of FP17s for the same patient ID Re-attending between 3 & 9 months - Adults	606	2,063	29.4%	37.1%	39.2%	51.7%
% of FP17s for Band 1 Urgent Courses	519	2,769	18.7%	11.3%	11.0%	9.2%
% of FP17s Relating to Free Repair or Replacements	8	2,769	0.3%	0.5%	0.5%	0.7%
% of FP17s Relating to Continuations	13	2,769	0.5%	0.7%	0.7%	0.8%
% of Patients satisfied with the dentistry they have received	3	3	N/A	91.5%	90.9%	93.5%
% of Patients satisfied with the time they had to wait for an appointment	3	3	N/A	80.9%	83.7%	87.4%

* This is based on patients treated on this contract for their most recent course of treatment. Figures in italics indicate the base number of FP17s or Patient Questionnaire responses are less than 100. N/A is shown where the base number of responses is less than 10 during the period. % is calculated as Quantity/Base number*100

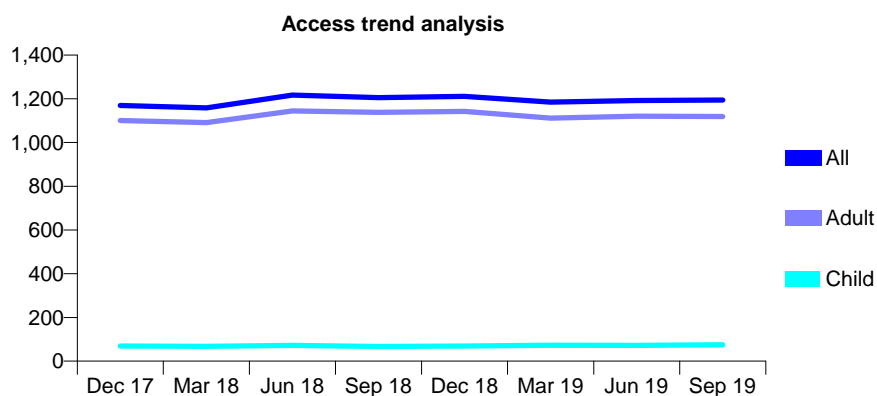
Q61 - Vital Signs At a Glance Contract Report for 568503/0001 - September 2019

Name or company name	MR NS MUDHAR
Contract type name	GDS Contract
Purpose of contract	General
Contract start date	01/04/2006
Contract end date	

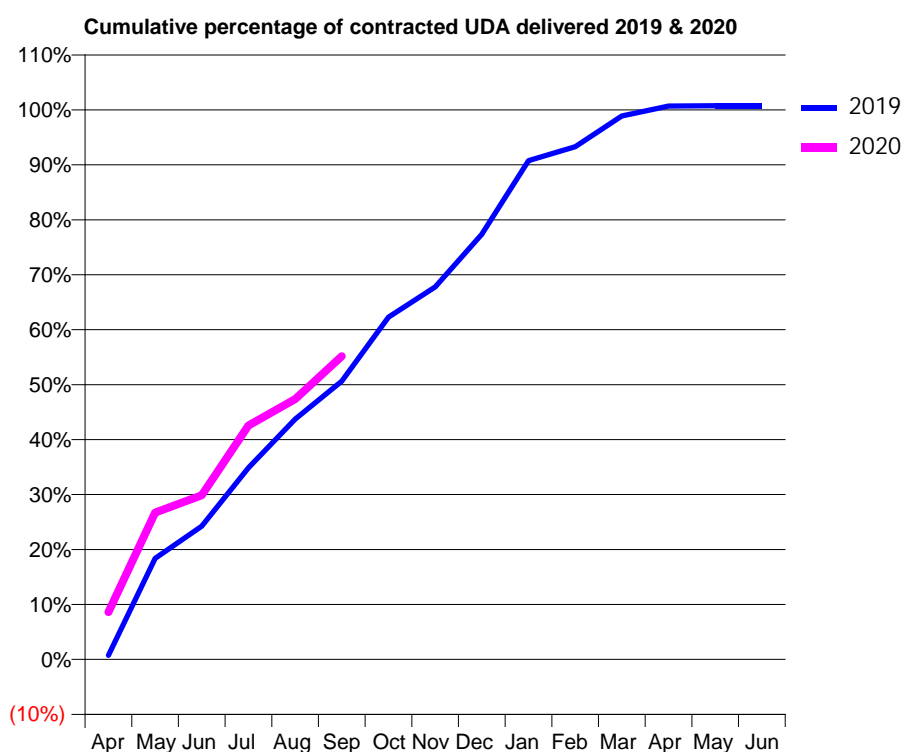
19/20 Contracted general activity (UDA)	4,783
Carry forward general activity (UDA)	-35
19/20 Contracted orthodontic activity (UOA)	0
Carry forward orthodontic activity (UOA)	0
Baseline contract value	£200,347.15

ACCESS*

Patients seen in 24 months	Total	Change since previous quarter
Quarter ending September 2018	1,205	
Quarter ending December 2018	1,211	→
Quarter ending March 2019	1,185	↓
Quarter ending June 2019	1,192	→
Quarter ending September 2019	1,194	→
Variance since September 2018	(0.9%)	→



ACTIVITY



Adjusted Scheduled Activity (UDA)		
Month	2019	2020
April	35	412
May	879	1,279
June	1,160	1,428
July	1,668	2,036
August	2,092	2,265
September	2,422	2,639
October	2,978	
November	3,242	
December	3,701	
January	4,341	
February	4,462	
March	4,729	
April	4,817	
May	4,819	
June	4,819	

QUALITY

	Quantity	Base Number	Contract	AT	Region	England
% of FP17s for the same patient ID Re-attending within 3 months - Children	1	35	2.9%	11.1%	12.0%	11.5%
% of FP17s for the same patient ID Re-attending within 3 months - Adults	57	509	11.2%	16.6%	17.2%	15.4%
% of FP17s for the same patient ID Re-attending between 3 & 9 months - Children	8	35	22.9%	45.5%	49.4%	59.7%
% of FP17s for the same patient ID Re-attending between 3 & 9 months - Adults	137	509	26.9%	37.1%	39.2%	51.7%
% of FP17s for Band 1 Urgent Courses	42	504	8.3%	11.3%	11.0%	9.2%
% of FP17s Relating to Free Repair or Replacements	0	504	0.0%	0.5%	0.5%	0.7%
% of FP17s Relating to Continuations	3	504	0.6%	0.7%	0.7%	0.8%
% of Patients satisfied with the dentistry they have received	0	0	N/A	91.5%	90.9%	93.5%
% of Patients satisfied with the time they had to wait for an appointment	0	0	N/A	80.9%	83.7%	87.4%

* This is based on patients treated on this contract for their most recent course of treatment.

Figures in italics indicate the base number of FP17s or Patient Questionnaire responses are less than 100. N/A is shown where the base number of responses is less than 10 during the period. % is calculated as Quantity/Base number*100

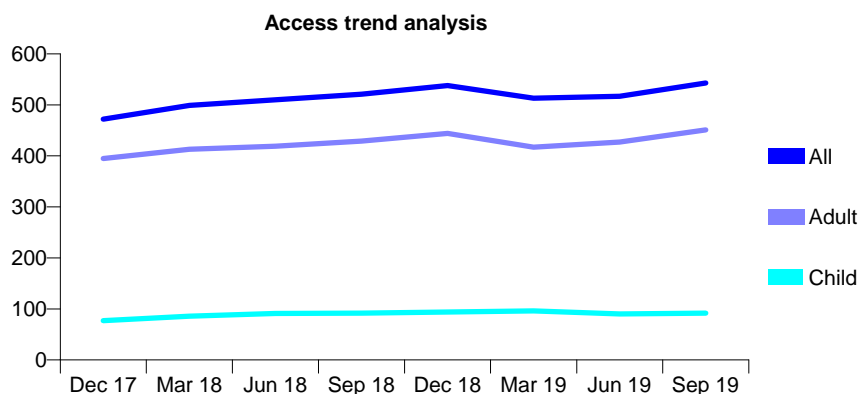
Q61 - Vital Signs At a Glance Contract Report for 568503/0003 - September 2019

Name or company name	MR NS MUDHAR
Contract type name	GDS Contract
Purpose of contract	General
Contract start date	01/04/2006
Contract end date	

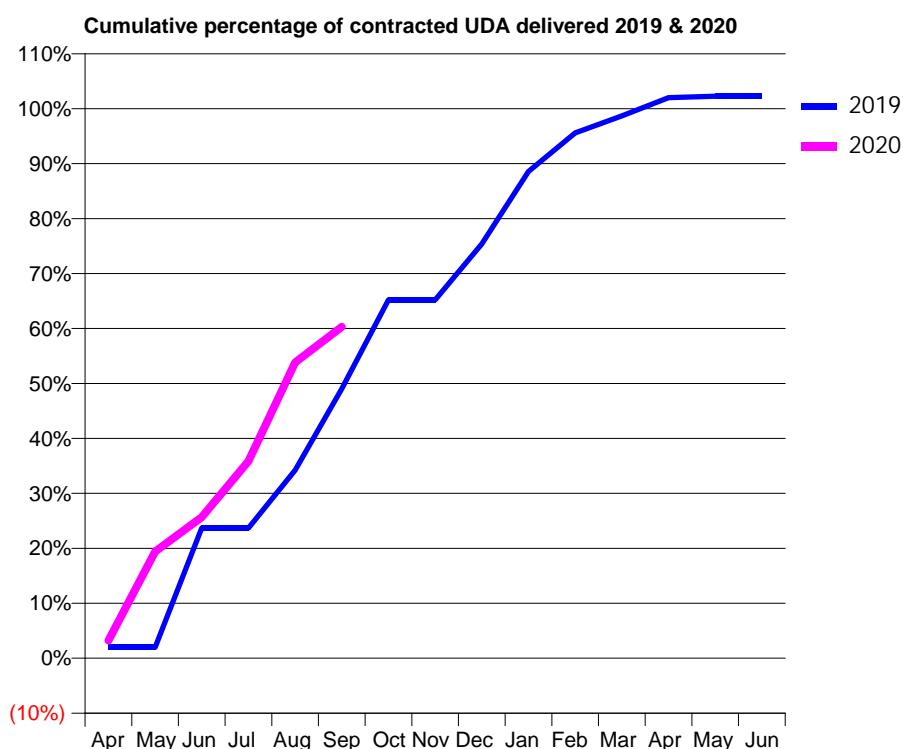
19/20 Contracted general activity (UDA)	1,840
Carry forward general activity (UDA)	-36
19/20 Contracted orthodontic activity (UOA)	0
Carry forward orthodontic activity (UOA)	0
Baseline contract value	£64,000.57

ACCESS*

Patients seen in 24 months	Total	Change since previous quarter
Quarter ending September 2018	521	
Quarter ending December 2018	538	↑
Quarter ending March 2019	513	↓
Quarter ending June 2019	517	→
Quarter ending September 2019	543	↑
Variance since September 2018	4.2%	↑



ACTIVITY



Month	2019	2020
April	37	59
May	37	357
June	436	472
July	436	660
August	630	990
September	902	1,109
October	1,200	
November	1,200	
December	1,387	
January	1,630	
February	1,759	
March	1,816	
April	1,877	
May	1,882	
June	1,882	

QUALITY

	Quantity	Base Number	Contract	AT	Region	England
% of FP17s for the same patient ID Re-attending within 3 months - Children	1	55	1.8%	11.1%	12.0%	11.5%
% of FP17s for the same patient ID Re-attending within 3 months - Adults	12	209	5.7%	16.6%	17.2%	15.4%
% of FP17s for the same patient ID Re-attending between 3 & 9 months - Children	17	55	30.9%	45.5%	49.4%	59.7%
% of FP17s for the same patient ID Re-attending between 3 & 9 months - Adults	55	209	26.3%	37.1%	39.2%	51.7%
% of FP17s for Band 1 Urgent Courses	11	239	4.6%	11.3%	11.0%	9.2%
% of FP17s Relating to Free Repair or Replacements	0	239	0.0%	0.5%	0.5%	0.7%
% of FP17s Relating to Continuations	1	239	0.4%	0.7%	0.7%	0.8%
% of Patients satisfied with the dentistry they have received	0	0	N/A	91.5%	90.9%	93.5%
% of Patients satisfied with the time they had to wait for an appointment	0	0	N/A	80.9%	83.7%	87.4%

* This is based on patients treated on this contract for their most recent course of treatment.

Figures in italics indicate the base number of FP17s or Patient Questionnaire responses are less than 100. N/A is shown where the base number of responses is less than 10 during the period. % is calculated as Quantity/Base number*100

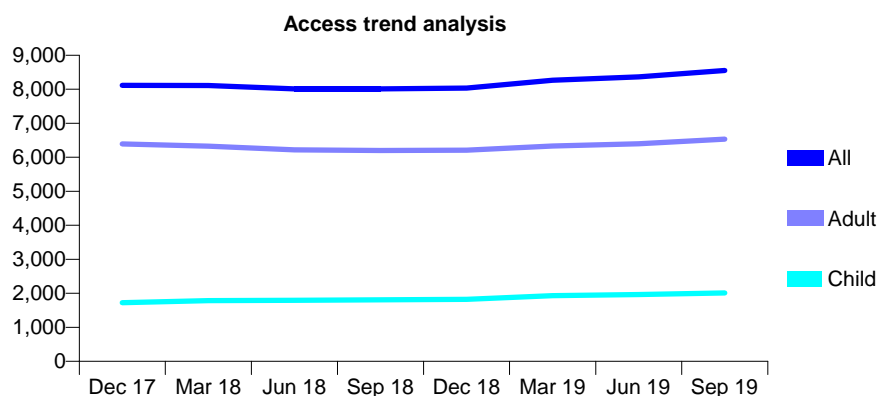
Q61 - Vital Signs At a Glance Contract Report for 568821/0003 - September 2019

Name or company name	MR BK VEKARIA
Contract type name	GDS Contract
Purpose of contract	General
Contract start date	01/05/2009
Contract end date	

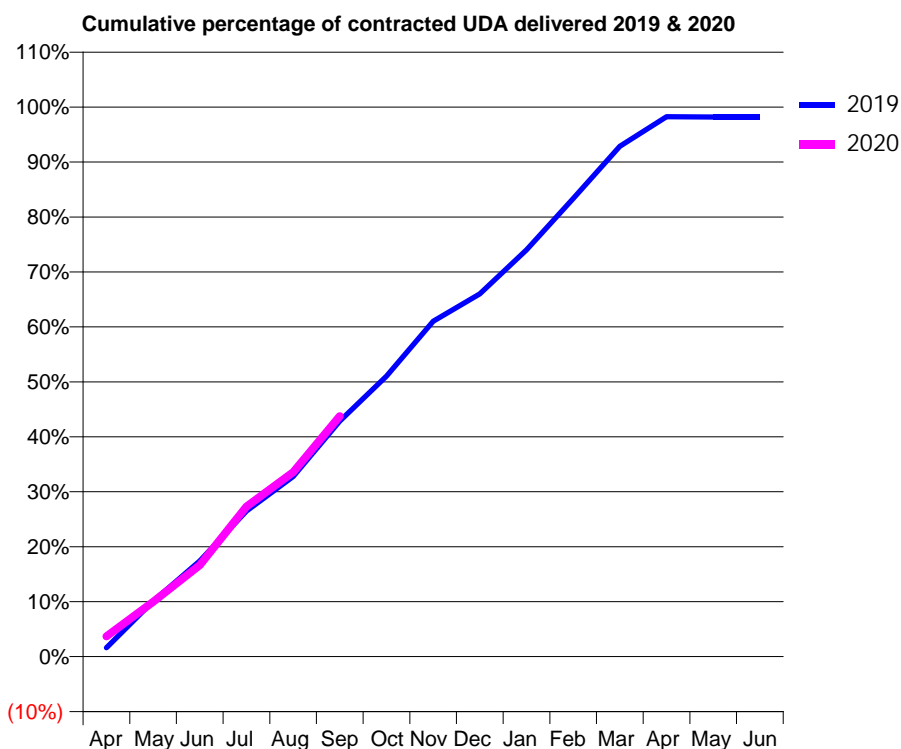
19/20 Contracted general activity (UDA)	17,684
Carry forward general activity (UDA)	317
19/20 Contracted orthodontic activity (UOA)	0
Carry forward orthodontic activity (UOA)	0
Baseline contract value	£496,178.07

ACCESS*

Patients seen in 24 months	Total	Change since previous quarter
Quarter ending September 2018	8,012	
Quarter ending December 2018	8,034	→
Quarter ending March 2019	8,264	↑
Quarter ending June 2019	8,361	→
Quarter ending September 2019	8,552	↑
Variance since September 2018	6.7%	↑



ACTIVITY



Month	Adjusted Scheduled Activity (UDA)	
	2019	2020
April	287	651
May	1,783	1,767
June	3,081	2,942
July	4,685	4,828
August	5,795	5,938
September	7,576	7,741
October	9,025	
November	10,789	
December	11,672	
January	13,092	
February	14,743	
March	16,423	
April	17,373	
May	17,366	
June	17,366	

QUALITY

	Quantity	Base Number	Contract	AT	Region	England
% of FP17s for the same patient ID Re-attending within 3 months - Children	78	1,238	6.3%	11.1%	12.0%	11.5%
% of FP17s for the same patient ID Re-attending within 3 months - Adults	280	3,163	8.9%	16.6%	17.2%	15.4%
% of FP17s for the same patient ID Re-attending between 3 & 9 months - Children	588	1,238	47.5%	45.5%	49.4%	59.7%
% of FP17s for the same patient ID Re-attending between 3 & 9 months - Adults	1,017	3,163	32.2%	37.1%	39.2%	51.7%
% of FP17s for Band 1 Urgent Courses	354	3,954	9.0%	11.3%	11.0%	9.2%
% of FP17s Relating to Free Repair or Replacements	1	3,954	0.0%	0.5%	0.5%	0.7%
% of FP17s Relating to Continuations	4	3,954	0.1%	0.7%	0.7%	0.8%
% of Patients satisfied with the dentistry they have received	0	0	N/A	91.5%	90.9%	93.5%
% of Patients satisfied with the time they had to wait for an appointment	0	0	N/A	80.9%	83.7%	87.4%

* This is based on patients treated on this contract for their most recent course of treatment. Figures in italics indicate the base number of FP17s or Patient Questionnaire responses are less than 100. N/A is shown where the base number of responses is less than 10 during the period. % is calculated as Quantity/Base number*100

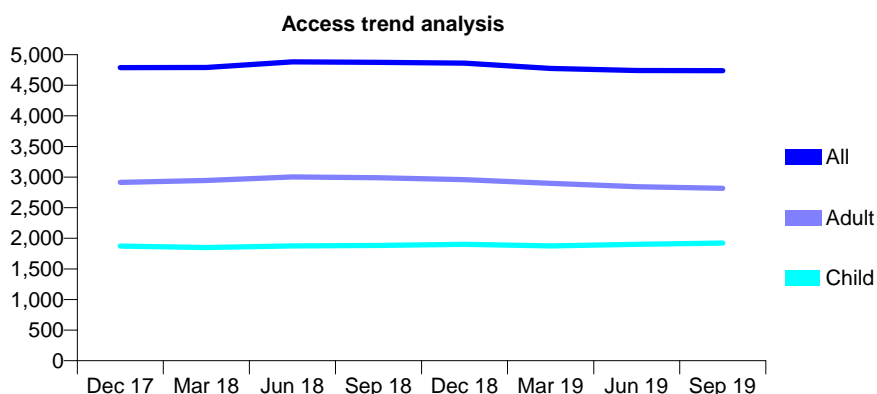
Q61 - Vital Signs At a Glance Contract Report for 572500/0001 - September 2019

Name or company name	Approach Dentistry
Contract type name	GDS Contract
Purpose of contract	General
Contract start date	01/04/2006
Contract end date	

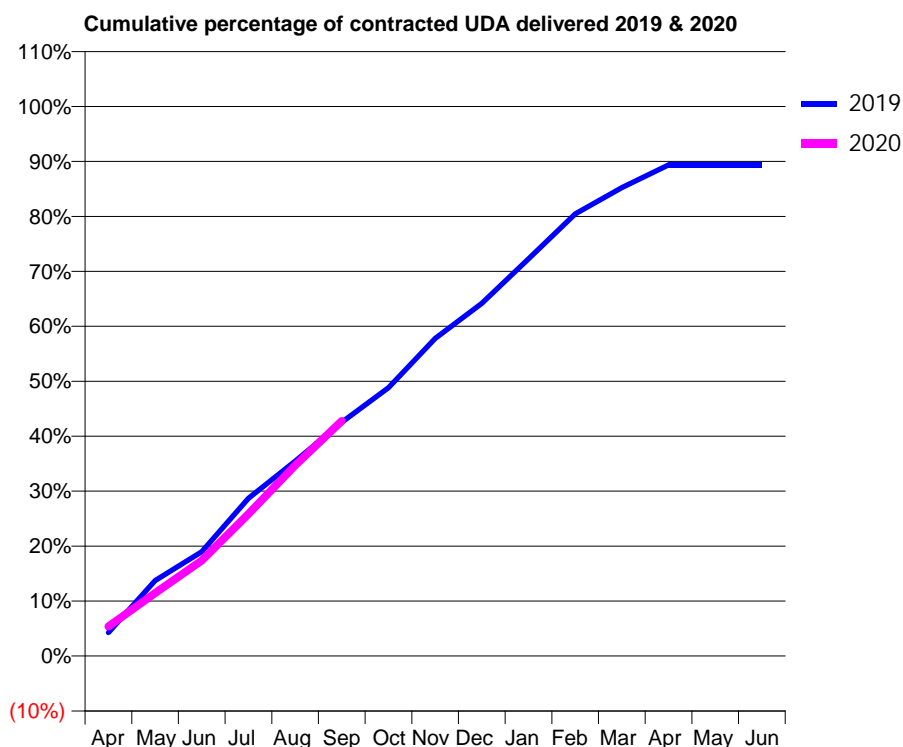
19/20 Contracted general activity (UDA)	11,810
Carry forward general activity (UDA)	0
19/20 Contracted orthodontic activity (UOA)	0
Carry forward orthodontic activity (UOA)	0
Baseline contract value	£283,229.13

ACCESS*

Patients seen in 24 months	Total	Change since previous quarter
Quarter ending September 2018	4,875	
Quarter ending December 2018	4,861	→
Quarter ending March 2019	4,775	↓
Quarter ending June 2019	4,741	→
Quarter ending September 2019	4,739	→
Variance since September 2018	(2.8%)	↓



ACTIVITY



Month	Adjusted Scheduled Activity (UDA)	
	2019	2020
April	504	634
May	1,620	1,354
June	2,243	2,054
July	3,389	3,052
August	4,187	4,100
September	5,024	5,052
October	5,767	
November	6,824	
December	7,579	
January	8,534	
February	9,503	
March	10,064	
April	10,552	
May	10,552	
June	10,552	

QUALITY

	Quantity	Base Number	Contract	AT	Region	England
% of FP17s for the same patient ID Re-attending within 3 months - Children	188	1,567	12.0%	11.1%	12.0%	11.5%
% of FP17s for the same patient ID Re-attending within 3 months - Adults	235	1,479	15.9%	16.6%	17.2%	15.4%
% of FP17s for the same patient ID Re-attending between 3 & 9 months - Children	727	1,567	46.4%	45.5%	49.4%	59.7%
% of FP17s for the same patient ID Re-attending between 3 & 9 months - Adults	585	1,479	39.6%	37.1%	39.2%	51.7%
% of FP17s for Band 1 Urgent Courses	463	2,777	16.7%	11.3%	11.0%	9.2%
% of FP17s Relating to Free Repair or Replacements	9	2,777	0.3%	0.5%	0.5%	0.7%
% of FP17s Relating to Continuations	36	2,777	1.3%	0.7%	0.7%	0.8%
% of Patients satisfied with the dentistry they have received	1	1	N/A	91.5%	90.9%	93.5%
% of Patients satisfied with the time they had to wait for an appointment	1	1	N/A	80.9%	83.7%	87.4%

* This is based on patients treated on this contract for their most recent course of treatment. Figures in italics indicate the base number of FP17s or Patient Questionnaire responses are less than 100. N/A is shown where the base number of responses is less than 10 during the period. % is calculated as Quantity/Base number*100

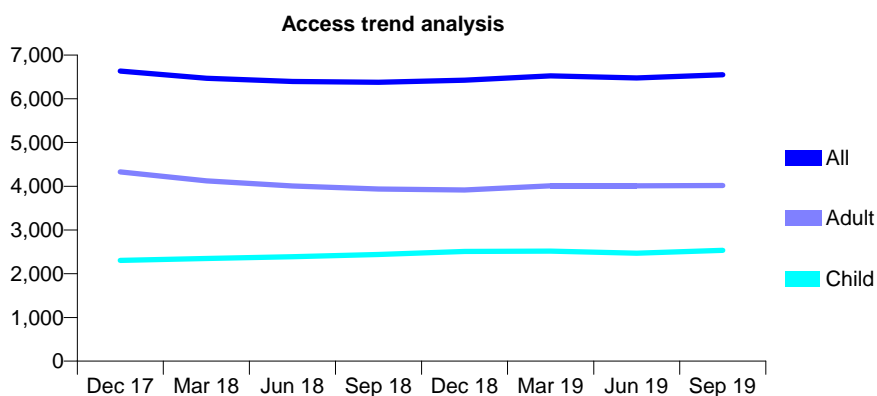
Q61 - Vital Signs At a Glance Contract Report for 572659/0001 - September 2019

Name or company name	Dental Design Studio
Contract type name	GDS Contract
Purpose of contract	General
Contract start date	01/04/2006
Contract end date	

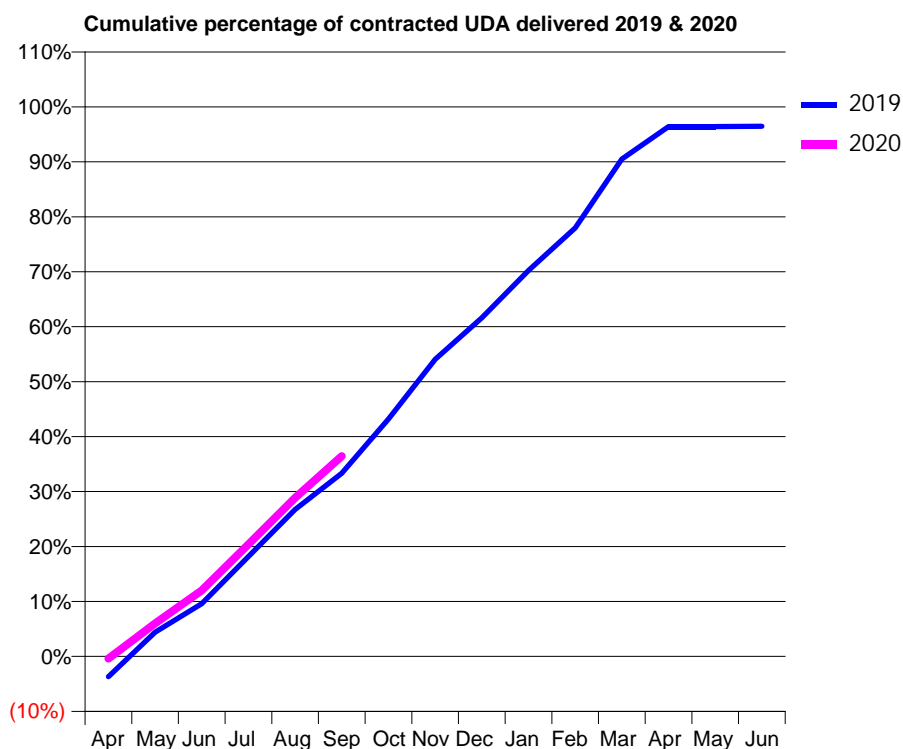
19/20 Contracted general activity (UDA)	21,691
Carry forward general activity (UDA)	765
19/20 Contracted orthodontic activity (UOA)	0
Carry forward orthodontic activity (UOA)	0
Baseline contract value	£638,848.15

ACCESS*

Patients seen in 24 months	Total	Change since previous quarter
Quarter ending September 2018	6,375	
Quarter ending December 2018	6,425	→
Quarter ending March 2019	6,523	→
Quarter ending June 2019	6,478	→
Quarter ending September 2019	6,551	→
Variance since September 2018	2.8%	↑



ACTIVITY



Month	2019	2020
April	-804	-94
May	958	1,309
June	2,083	2,607
July	3,945	4,422
August	5,805	6,269
September	7,232	7,910
October	9,370	
November	11,729	
December	13,362	
January	15,230	
February	16,914	
March	19,629	
April	20,909	
May	20,910	
June	20,925	

QUALITY

	Quantity	Base Number	Contract	AT	Region	England
% of FP17s for the same patient ID Re-attending within 3 months - Children	232	2,052	11.3%	11.1%	12.0%	11.5%
% of FP17s for the same patient ID Re-attending within 3 months - Adults	421	2,621	16.1%	16.6%	17.2%	15.4%
% of FP17s for the same patient ID Re-attending between 3 & 9 months - Children	1,244	2,052	60.6%	45.5%	49.4%	59.7%
% of FP17s for the same patient ID Re-attending between 3 & 9 months - Adults	1,323	2,621	50.5%	37.1%	39.2%	51.7%
% of FP17s for Band 1 Urgent Courses	519	4,224	12.3%	11.3%	11.0%	9.2%
% of FP17s Relating to Free Repair or Replacements	24	4,224	0.6%	0.5%	0.5%	0.7%
% of FP17s Relating to Continuations	49	4,224	1.2%	0.7%	0.7%	0.8%
% of Patients satisfied with the dentistry they have received	2	2	N/A	91.5%	90.9%	93.5%
% of Patients satisfied with the time they had to wait for an appointment	2	2	N/A	80.9%	83.7%	87.4%

* This is based on patients treated on this contract for their most recent course of treatment. Figures in italics indicate the base number of FP17s or Patient Questionnaire responses are less than 100. N/A is shown where the base number of responses is less than 10 during the period. % is calculated as Quantity/Base number*100

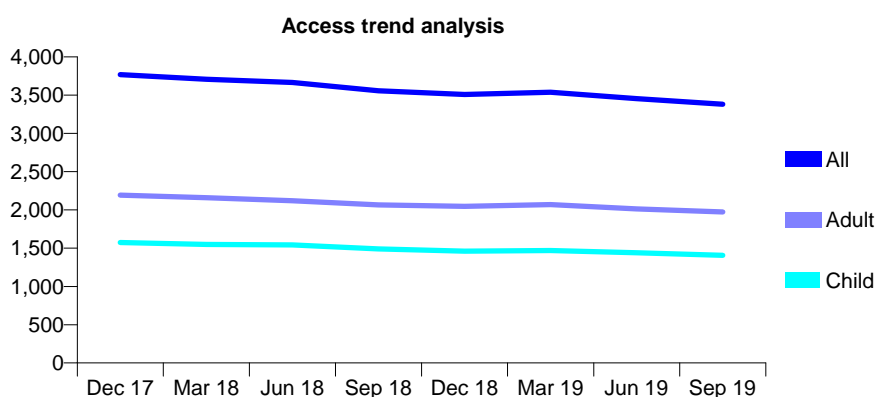
Q61 - Vital Signs At a Glance Contract Report for 572888/0001 - September 2019

Name or company name	MR R GOGNA
Contract type name	GDS Contract
Purpose of contract	General
Contract start date	01/04/2006
Contract end date	

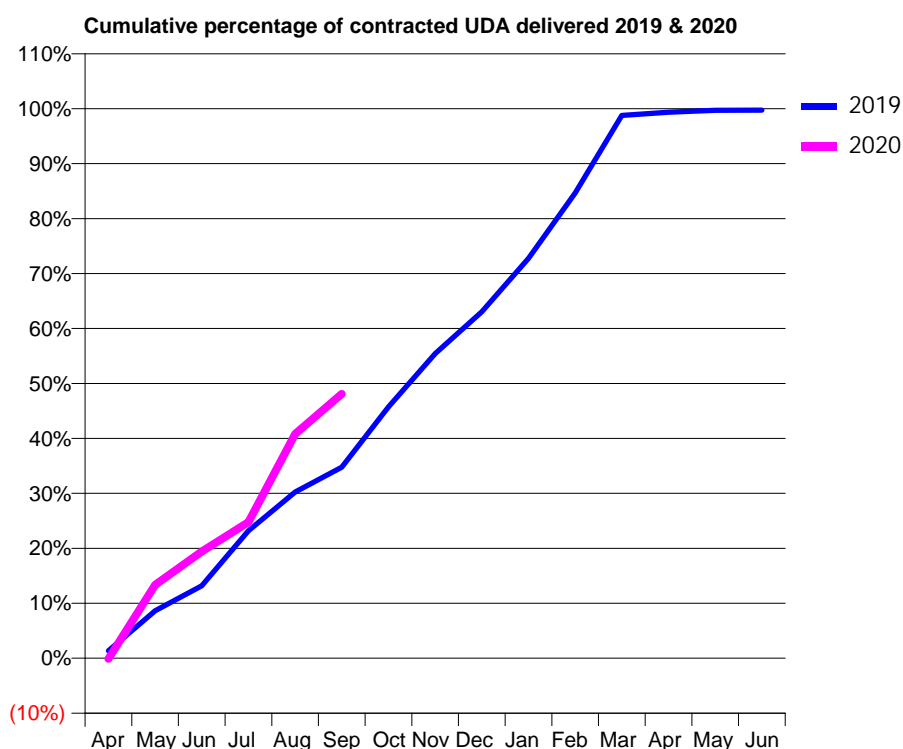
19/20 Contracted general activity (UDA)	8,928
Carry forward general activity (UDA)	25
19/20 Contracted orthodontic activity (UOA)	0
Carry forward orthodontic activity (UOA)	0
Baseline contract value	£264,248.40

ACCESS*

Patients seen in 24 months	Total	Change since previous quarter
Quarter ending September 2018	3,556	
Quarter ending December 2018	3,508	↓
Quarter ending March 2019	3,537	→
Quarter ending June 2019	3,454	↓
Quarter ending September 2019	3,381	↓
Variance since September 2018	(4.9%)	↓



ACTIVITY



Month	2019	2020
April	119	-10
May	769	1,194
June	1,177	1,733
July	2,071	2,212
August	2,700	3,642
September	3,104	4,295
October	4,083	
November	4,950	
December	5,627	
January	6,497	
February	7,559	
March	8,818	
April	8,871	
May	8,901	
June	8,903	

QUALITY

	Quantity	Base Number	Contract	AT	Region	England
% of FP17s for the same patient ID Re-attending within 3 months - Children	69	965	7.2%	11.1%	12.0%	11.5%
% of FP17s for the same patient ID Re-attending within 3 months - Adults	175	1,173	14.9%	16.6%	17.2%	15.4%
% of FP17s for the same patient ID Re-attending between 3 & 9 months - Children	643	965	66.6%	45.5%	49.4%	59.7%
% of FP17s for the same patient ID Re-attending between 3 & 9 months - Adults	653	1,173	55.7%	37.1%	39.2%	51.7%
% of FP17s for Band 1 Urgent Courses	179	2,088	8.6%	11.3%	11.0%	9.2%
% of FP17s Relating to Free Repair or Replacements	6	2,088	0.3%	0.5%	0.5%	0.7%
% of FP17s Relating to Continuations	13	2,088	0.6%	0.7%	0.7%	0.8%
% of Patients satisfied with the dentistry they have received	0	0	N/A	91.5%	90.9%	93.5%
% of Patients satisfied with the time they had to wait for an appointment	0	0	N/A	80.9%	83.7%	87.4%

* This is based on patients treated on this contract for their most recent course of treatment. Figures in italics indicate the base number of FP17s or Patient Questionnaire responses are less than 100. N/A is shown where the base number of responses is less than 10 during the period. % is calculated as Quantity/Base number*100

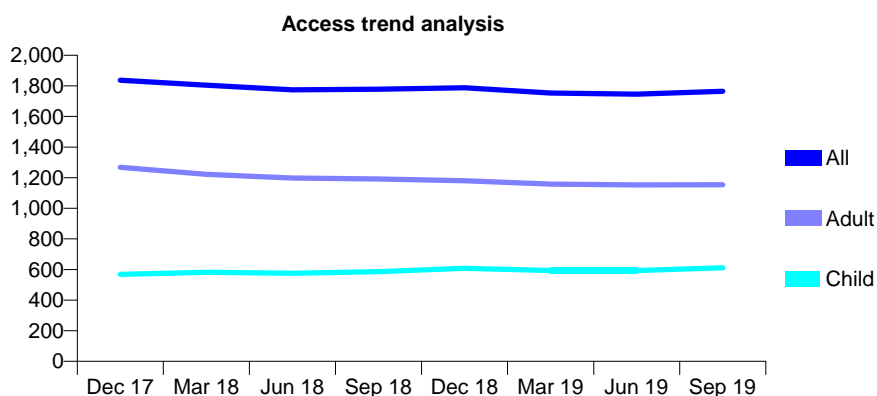
Q61 - Vital Signs At a Glance Contract Report for 574732/0001 - September 2019

Name or company name	MR B LILADHAR
Contract type name	GDS Contract
Purpose of contract	General and Orthodontic
Contract start date	01/04/2006
Contract end date	

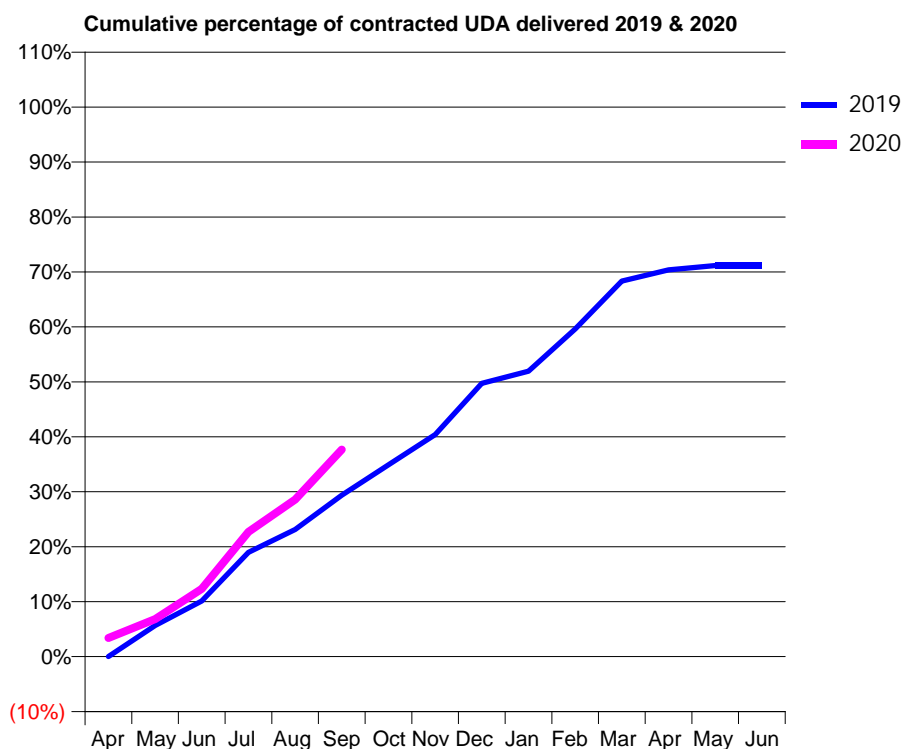
19/20 Contracted general activity (UDA)	3,503
Carry forward general activity (UDA)	0
19/20 Contracted orthodontic activity (UOA)	315
Carry forward orthodontic activity (UOA)	0
Baseline contract value	£131,899.60

ACCESS*

Patients seen in 24 months	Total	Change since previous quarter
Quarter ending September 2018	1,778	
Quarter ending December 2018	1,788	→
Quarter ending March 2019	1,753	↓
Quarter ending June 2019	1,746	→
Quarter ending September 2019	1,765	→
Variance since September 2018	(0.7%)	→



ACTIVITY



Month	Adjusted Scheduled Activity (UDA)	
	2019	2020
April	0	120
May	198	239
June	355	432
July	665	795
August	811	1,002
September	1,029	1,320
October	1,223	
November	1,416	
December	1,742	
January	1,819	
February	2,089	
March	2,394	
April	2,466	
May	2,493	
June	2,493	

QUALITY

	Quantity	Base Number	Contract	AT	Region	England
% of FP17s for the same patient ID Re-attending within 3 months - Children	39	408	9.6%	11.1%	12.0%	11.5%
% of FP17s for the same patient ID Re-attending within 3 months - Adults	115	733	15.7%	16.6%	17.2%	15.4%
% of FP17s for the same patient ID Re-attending between 3 & 9 months - Children	187	408	45.8%	45.5%	49.4%	59.7%
% of FP17s for the same patient ID Re-attending between 3 & 9 months - Adults	324	733	44.2%	37.1%	39.2%	51.7%
% of FP17s for Band 1 Urgent Courses	70	675	10.4%	11.3%	11.0%	9.2%
% of FP17s Relating to Free Repair or Replacements	4	675	0.6%	0.5%	0.5%	0.7%
% of FP17s Relating to Continuations	3	675	0.4%	0.7%	0.7%	0.8%
% of Patients satisfied with the dentistry they have received	0	0	N/A	91.5%	90.9%	93.5%
% of Patients satisfied with the time they had to wait for an appointment	0	0	N/A	80.9%	83.7%	87.4%

* This is based on patients treated on this contract for their most recent course of treatment. Figures in italics indicate the base number of FP17s or Patient Questionnaire responses are less than 100. N/A is shown where the base number of responses is less than 10 during the period. % is calculated as Quantity/Base number*100

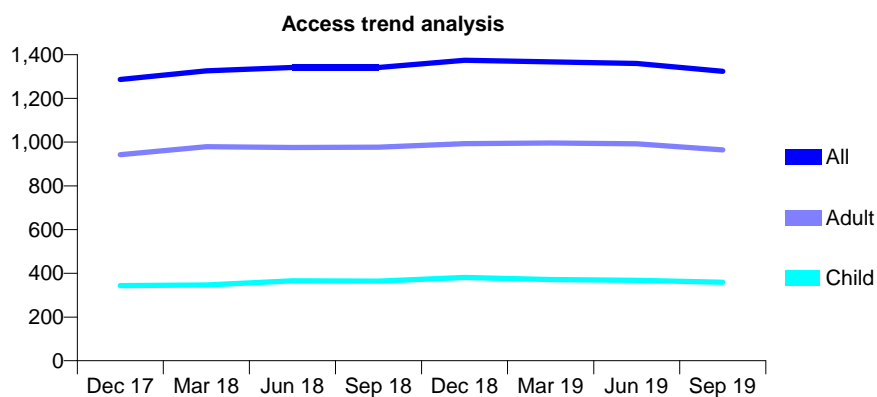
Q61 - Vital Signs At a Glance Contract Report for 576778/0001 - September 2019

Name or company name	MR AK FANG
Contract type name	GDS Contract
Purpose of contract	General
Contract start date	01/04/2006
Contract end date	

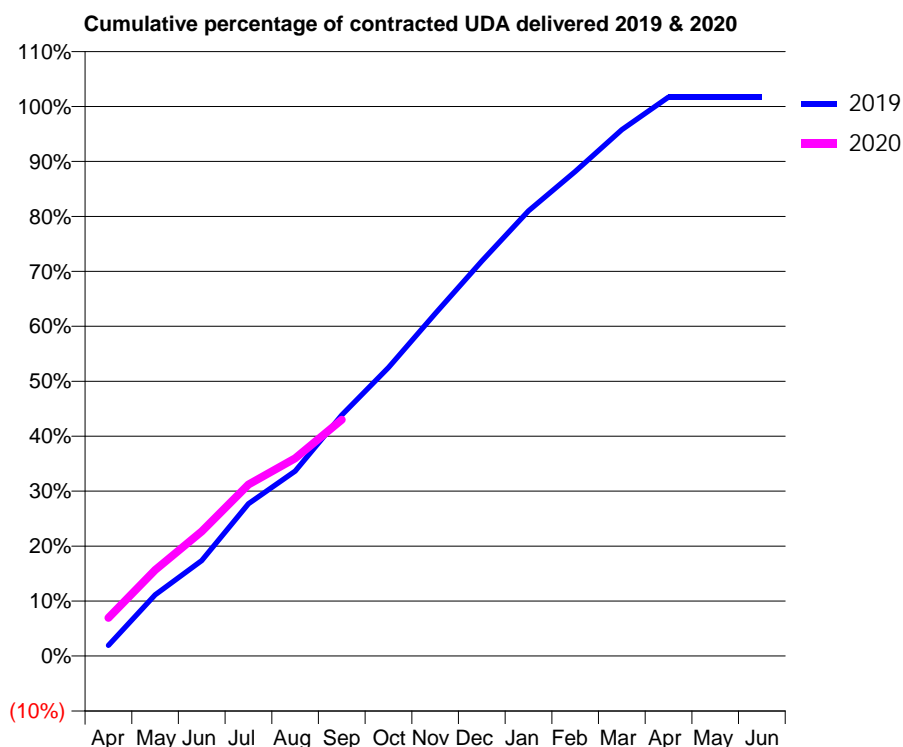
19/20 Contracted general activity (UDA)	4,368
Carry forward general activity (UDA)	-75
19/20 Contracted orthodontic activity (UOA)	0
Carry forward orthodontic activity (UOA)	0
Baseline contract value	£124,323.59

ACCESS*

Patients seen in 24 months	Total	Change since previous quarter
Quarter ending September 2018	1,341	
Quarter ending December 2018	1,374	↑
Quarter ending March 2019	1,367	→
Quarter ending June 2019	1,360	→
Quarter ending September 2019	1,324	↓
Variance since September 2018	(1.3%)	↓



ACTIVITY



Month	Adjusted Scheduled Activity (UDA)	
	2019	2020
April	85	304
May	487	684
June	759	990
July	1,211	1,363
August	1,469	1,571
September	1,915	1,878
October	2,293	
November	2,721	
December	3,139	
January	3,537	
February	3,851	
March	4,184	
April	4,442	
May	4,442	
June	4,443	

QUALITY

	Quantity	Base Number	Contract	AT	Region	England
% of FP17s for the same patient ID Re-attending within 3 months - Children	14	240	5.8%	11.1%	12.0%	11.5%
% of FP17s for the same patient ID Re-attending within 3 months - Adults	95	652	14.6%	16.6%	17.2%	15.4%
% of FP17s for the same patient ID Re-attending between 3 & 9 months - Children	167	240	69.6%	45.5%	49.4%	59.7%
% of FP17s for the same patient ID Re-attending between 3 & 9 months - Adults	341	652	52.3%	37.1%	39.2%	51.7%
% of FP17s for Band 1 Urgent Courses	73	805	9.1%	11.3%	11.0%	9.2%
% of FP17s Relating to Free Repair or Replacements	0	805	0.0%	0.5%	0.5%	0.7%
% of FP17s Relating to Continuations	0	805	0.0%	0.7%	0.7%	0.8%
% of Patients satisfied with the dentistry they have received	0	0	N/A	91.5%	90.9%	93.5%
% of Patients satisfied with the time they had to wait for an appointment	0	0	N/A	80.9%	83.7%	87.4%

* This is based on patients treated on this contract for their most recent course of treatment. Figures in italics indicate the base number of FP17s or Patient Questionnaire responses are less than 100. N/A is shown where the base number of responses is less than 10 during the period. % is calculated as Quantity/Base number*100

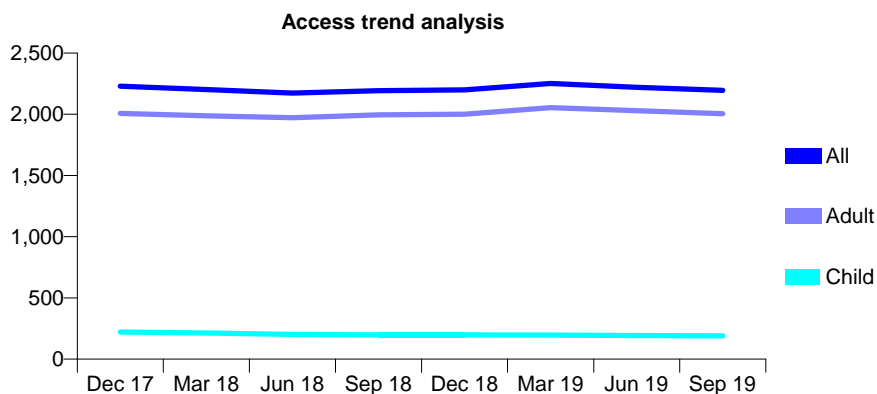
Q61 - Vital Signs At a Glance Contract Report for 577472/0001 - September 2019

Name or company name	MR NR SHUKLE
Contract type name	GDS Contract
Purpose of contract	General
Contract start date	01/04/2006
Contract end date	

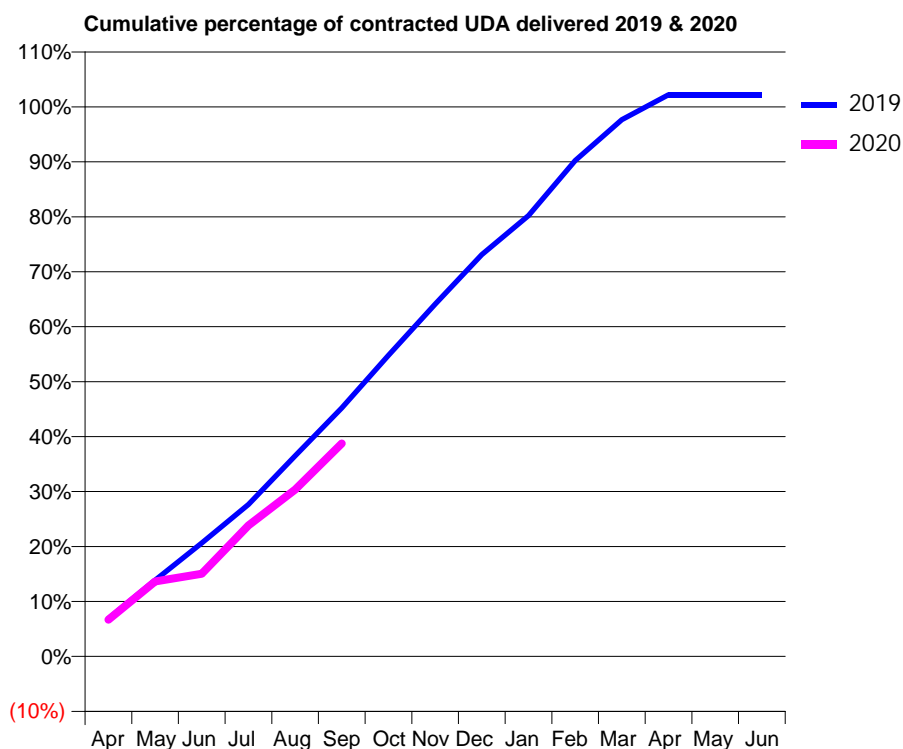
19/20 Contracted general activity (UDA)	5,608
Carry forward general activity (UDA)	-112
19/20 Contracted orthodontic activity (UOA)	0
Carry forward orthodontic activity (UOA)	0
Baseline contract value	£144,125.80

ACCESS*

Patients seen in 24 months	Total	Change since previous quarter
Quarter ending September 2018	2,193	
Quarter ending December 2018	2,199	→
Quarter ending March 2019	2,251	↑
Quarter ending June 2019	2,221	↓
Quarter ending September 2019	2,195	↓
Variance since September 2018	0.1%	→



ACTIVITY



Month	2019	2020
April	387	375
May	778	766
June	1,158	844
July	1,550	1,336
August	2,048	1,704
September	2,536	2,173
October	3,072	
November	3,594	
December	4,100	
January	4,498	
February	5,060	
March	5,477	
April	5,731	
May	5,731	
June	5,731	

QUALITY

	Quantity	Base Number	Contract	AT	Region	England
% of FP17s for the same patient ID Re-attending within 3 months - Children	2	106	1.9%	11.1%	12.0%	11.5%
% of FP17s for the same patient ID Re-attending within 3 months - Adults	216	1,149	18.8%	16.6%	17.2%	15.4%
% of FP17s for the same patient ID Re-attending between 3 & 9 months - Children	40	106	37.7%	45.5%	49.4%	59.7%
% of FP17s for the same patient ID Re-attending between 3 & 9 months - Adults	370	1,149	32.2%	37.1%	39.2%	51.7%
% of FP17s for Band 1 Urgent Courses	85	888	9.6%	11.3%	11.0%	9.2%
% of FP17s Relating to Free Repair or Replacements	20	888	2.3%	0.5%	0.5%	0.7%
% of FP17s Relating to Continuations	6	888	0.7%	0.7%	0.7%	0.8%
% of Patients satisfied with the dentistry they have received	0	0	N/A	91.5%	90.9%	93.5%
% of Patients satisfied with the time they had to wait for an appointment	0	0	N/A	80.9%	83.7%	87.4%

* This is based on patients treated on this contract for their most recent course of treatment. Figures in italics indicate the base number of FP17s or Patient Questionnaire responses are less than 100. N/A is shown where the base number of responses is less than 10 during the period. % is calculated as Quantity/Base number*100

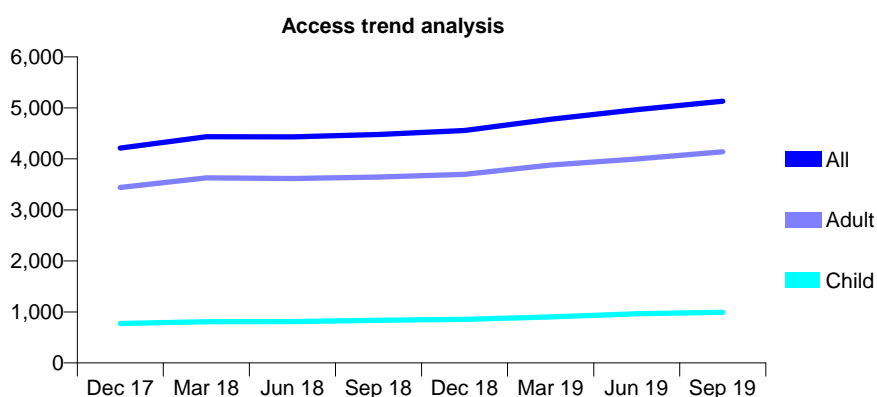
Q61 - Vital Signs At a Glance Contract Report for 577537/0001 - September 2019

Name or company name	The Grove Dental Care Limited
Contract type name	GDS Contract
Purpose of contract	General
Contract start date	01/04/2006
Contract end date	

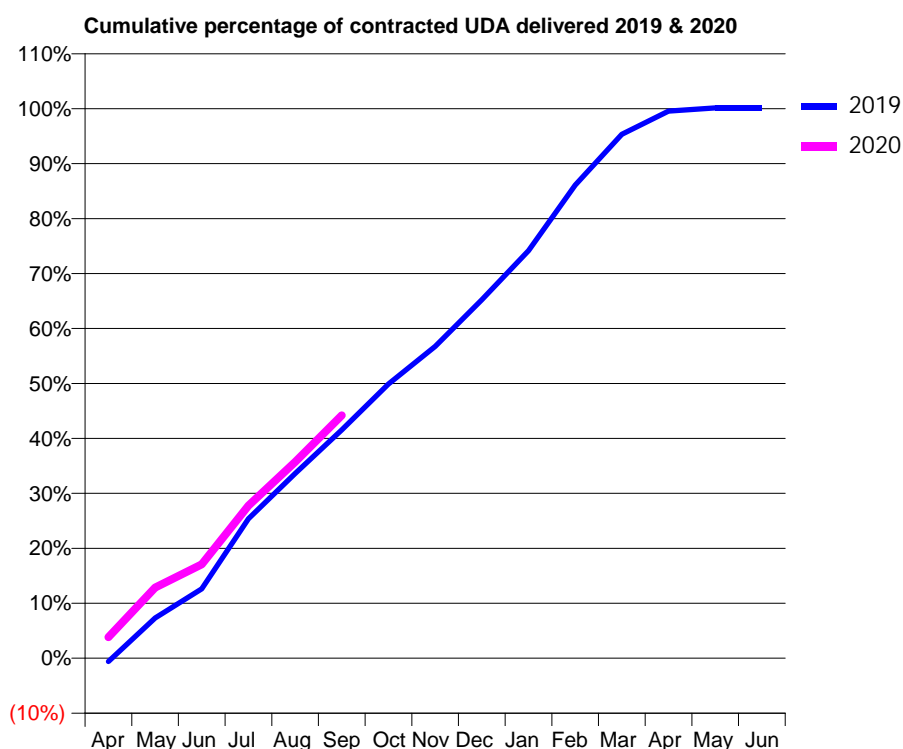
19/20 Contracted general activity (UDA)	13,265
Carry forward general activity (UDA)	-19
19/20 Contracted orthodontic activity (UOA)	0
Carry forward orthodontic activity (UOA)	0
Baseline contract value	£446,946.92

ACCESS*

Patients seen in 24 months	Total	Change since previous quarter
Quarter ending September 2018	4,476	
Quarter ending December 2018	4,555	→
Quarter ending March 2019	4,779	↑
Quarter ending June 2019	4,963	↑
Quarter ending September 2019	5,132	↑
Variance since September 2018	14.7%	↑



ACTIVITY



Month	2019	2020
April	-83	506
May	970	1,703
June	1,674	2,264
July	3,367	3,683
August	4,458	4,741
September	5,510	5,865
October	6,619	
November	7,529	
December	8,650	
January	9,837	
February	11,421	
March	12,647	
April	13,207	
May	13,285	
June	13,285	

QUALITY

	Quantity	Base Number	Contract	AT	Region	England
% of FP17s for the same patient ID Re-attending within 3 months - Children	62	592	10.5%	11.1%	12.0%	11.5%
% of FP17s for the same patient ID Re-attending within 3 months - Adults	458	2,254	20.3%	16.6%	17.2%	15.4%
% of FP17s for the same patient ID Re-attending between 3 & 9 months - Children	232	592	39.2%	45.5%	49.4%	59.7%
% of FP17s for the same patient ID Re-attending between 3 & 9 months - Adults	726	2,254	32.2%	37.1%	39.2%	51.7%
% of FP17s for Band 1 Urgent Courses	385	2,598	14.8%	11.3%	11.0%	9.2%
% of FP17s Relating to Free Repair or Replacements	27	2,598	1.0%	0.5%	0.5%	0.7%
% of FP17s Relating to Continuations	29	2,598	1.1%	0.7%	0.7%	0.8%
% of Patients satisfied with the dentistry they have received	2	3	N/A	91.5%	90.9%	93.5%
% of Patients satisfied with the time they had to wait for an appointment	3	3	N/A	80.9%	83.7%	87.4%

* This is based on patients treated on this contract for their most recent course of treatment.

Figures in italics indicate the base number of FP17s or Patient Questionnaire responses are less than 100. N/A is shown where the base number of responses is less than 10 during the period. % is calculated as Quantity/Base number*100

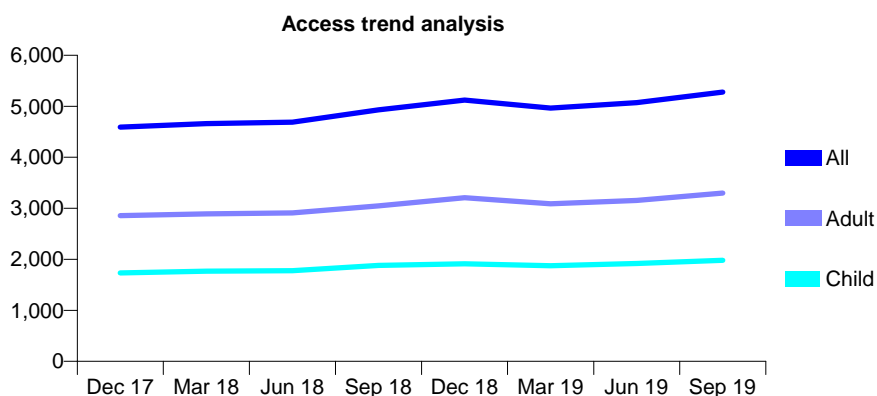
Q61 - Vital Signs At a Glance Contract Report for 578738/0001 - September 2019

Name or company name	Kaushal Abbas
Contract type name	GDS Contract
Purpose of contract	General
Contract start date	01/04/2006
Contract end date	

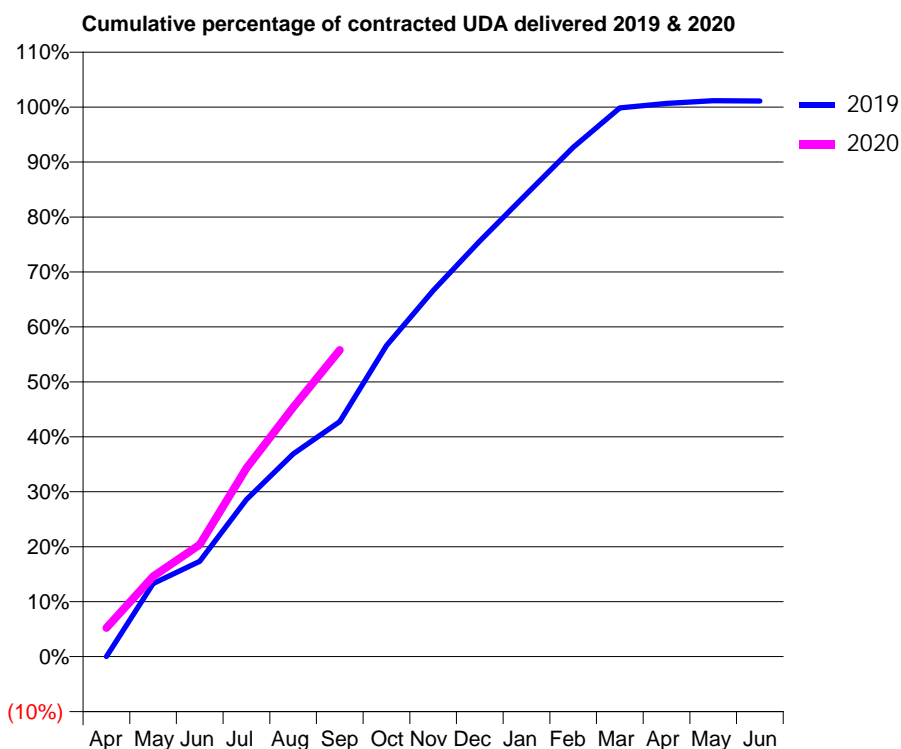
19/20 Contracted general activity (UDA)	14,007
Carry forward general activity (UDA)	-156
19/20 Contracted orthodontic activity (UOA)	0
Carry forward orthodontic activity (UOA)	0
Baseline contract value	£375,333.79

ACCESS*

Patients seen in 24 months	Total	Change since previous quarter
Quarter ending September 2018	4,929	
Quarter ending December 2018	5,120	↑
Quarter ending March 2019	4,965	↓
Quarter ending June 2019	5,071	↑
Quarter ending September 2019	5,277	↑
Variance since September 2018	7.1%	↑



ACTIVITY



Month	Adjusted Scheduled Activity (UDA)	
	2019	2020
April	0	731
May	1,863	2,043
June	2,429	2,855
July	4,004	4,806
August	5,167	6,355
September	5,990	7,813
October	7,928	
November	9,332	
December	10,592	
January	11,791	
February	12,982	
March	13,987	
April	14,100	
May	14,168	
June	14,163	

QUALITY

	Quantity	Base Number	Contract	AT	Region	England
% of FP17s for the same patient ID Re-attending within 3 months - Children	73	1,312	5.6%	11.1%	12.0%	11.5%
% of FP17s for the same patient ID Re-attending within 3 months - Adults	199	1,686	11.8%	16.6%	17.2%	15.4%
% of FP17s for the same patient ID Re-attending between 3 & 9 months - Children	650	1,312	49.5%	45.5%	49.4%	59.7%
% of FP17s for the same patient ID Re-attending between 3 & 9 months - Adults	588	1,686	34.9%	37.1%	39.2%	51.7%
% of FP17s for Band 1 Urgent Courses	121	2,965	4.1%	11.3%	11.0%	9.2%
% of FP17s Relating to Free Repair or Replacements	15	2,965	0.5%	0.5%	0.5%	0.7%
% of FP17s Relating to Continuations	2	2,965	0.1%	0.7%	0.7%	0.8%
% of Patients satisfied with the dentistry they have received	0	0	N/A	91.5%	90.9%	93.5%
% of Patients satisfied with the time they had to wait for an appointment	0	0	N/A	80.9%	83.7%	87.4%

* This is based on patients treated on this contract for their most recent course of treatment. Figures in italics indicate the base number of FP17s or Patient Questionnaire responses are less than 100. N/A is shown where the base number of responses is less than 10 during the period. % is calculated as Quantity/Base number*100

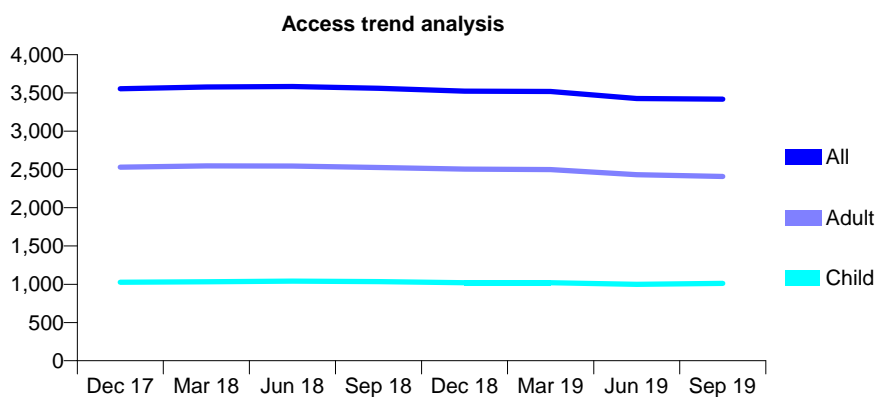
Q61 - Vital Signs At a Glance Contract Report for 578991/0001 - September 2019

Name or company name	MR TS DEO
Contract type name	GDS Contract
Purpose of contract	General
Contract start date	01/04/2006
Contract end date	

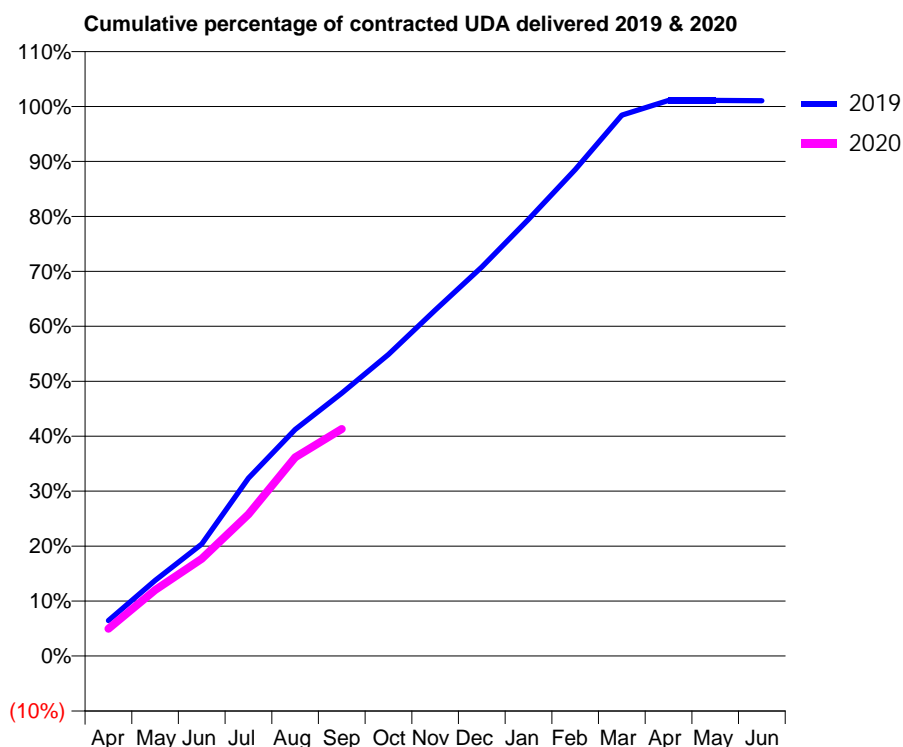
19/20 Contracted general activity (UDA)	10,649
Carry forward general activity (UDA)	-109
19/20 Contracted orthodontic activity (UOA)	0
Carry forward orthodontic activity (UOA)	0
Baseline contract value	£359,664.47

ACCESS*

Patients seen in 24 months	Total	Change since previous quarter
Quarter ending September 2018	3,561	
Quarter ending December 2018	3,524	↓
Quarter ending March 2019	3,520	→
Quarter ending June 2019	3,427	↓
Quarter ending September 2019	3,419	→
Variance since September 2018	(4.0%)	↓



ACTIVITY



Month	Adjusted Scheduled Activity (UDA)	
	2019	2020
April	685	527
May	1,466	1,281
June	2,171	1,884
July	3,448	2,745
August	4,389	3,851
September	5,095	4,399
October	5,844	
November	6,703	
December	7,536	
January	8,461	
February	9,426	
March	10,481	
April	10,767	
May	10,763	
June	10,758	

QUALITY

	Quantity	Base Number	Contract	AT	Region	England
% of FP17s for the same patient ID Re-attending within 3 months - Children	55	691	8.0%	11.1%	12.0%	11.5%
% of FP17s for the same patient ID Re-attending within 3 months - Adults	201	1,295	15.5%	16.6%	17.2%	15.4%
% of FP17s for the same patient ID Re-attending between 3 & 9 months - Children	387	691	56.0%	45.5%	49.4%	59.7%
% of FP17s for the same patient ID Re-attending between 3 & 9 months - Adults	605	1,295	46.7%	37.1%	39.2%	51.7%
% of FP17s for Band 1 Urgent Courses	198	1,870	10.6%	11.3%	11.0%	9.2%
% of FP17s Relating to Free Repair or Replacements	7	1,870	0.4%	0.5%	0.5%	0.7%
% of FP17s Relating to Continuations	4	1,870	0.2%	0.7%	0.7%	0.8%
% of Patients satisfied with the dentistry they have received	0	0	N/A	91.5%	90.9%	93.5%
% of Patients satisfied with the time they had to wait for an appointment	0	0	N/A	80.9%	83.7%	87.4%

* This is based on patients treated on this contract for their most recent course of treatment. Figures in italics indicate the base number of FP17s or Patient Questionnaire responses are less than 100. N/A is shown where the base number of responses is less than 10 during the period. % is calculated as Quantity/Base number*100

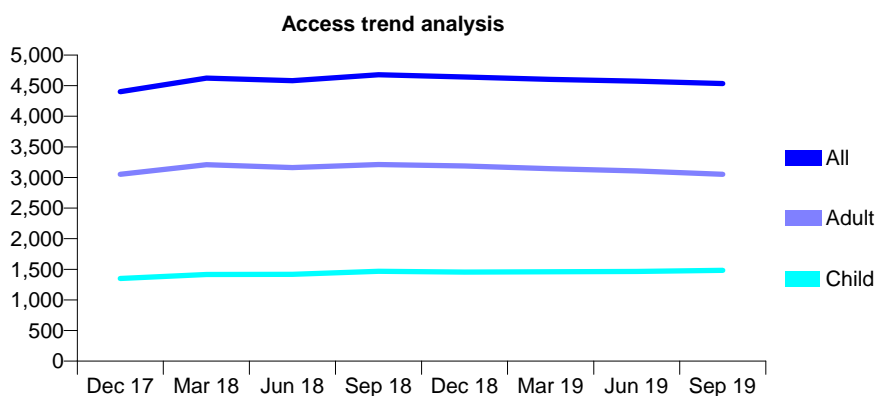
Q61 - Vital Signs At a Glance Contract Report for 607703/0001 - September 2019

Name or company name	MR R PATEL
Contract type name	GDS Contract
Purpose of contract	General
Contract start date	01/08/2013
Contract end date	

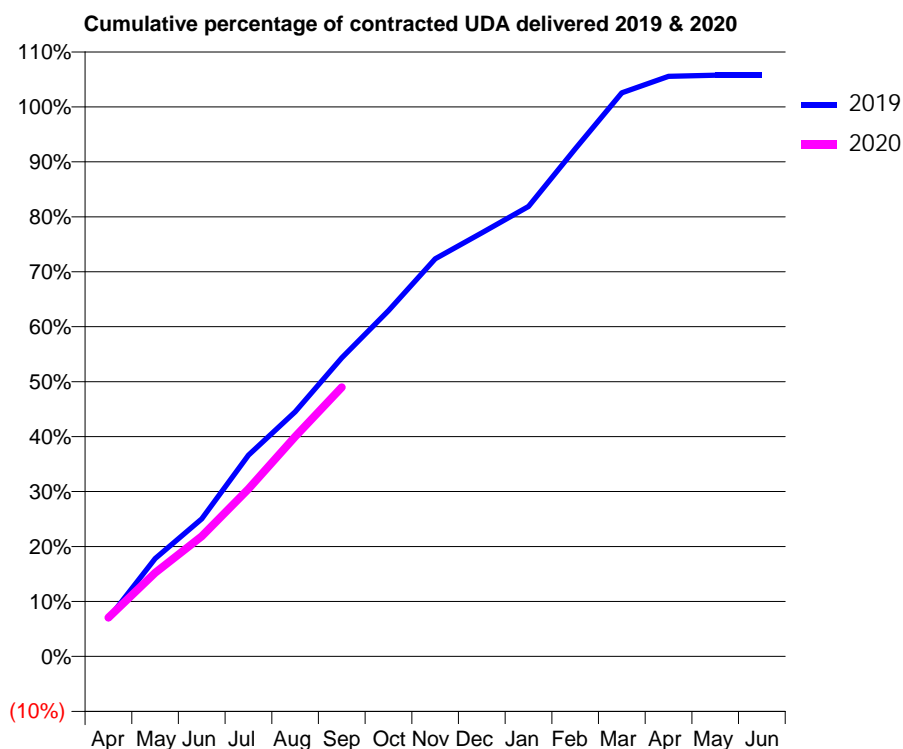
19/20 Contracted general activity (UDA)	9,343
Carry forward general activity (UDA)	-186
19/20 Contracted orthodontic activity (UOA)	0
Carry forward orthodontic activity (UOA)	0
Baseline contract value	£241,136.08

ACCESS*

Patients seen in 24 months	Total	Change since previous quarter
Quarter ending September 2018	4,679	
Quarter ending December 2018	4,642	→
Quarter ending March 2019	4,602	→
Quarter ending June 2019	4,573	→
Quarter ending September 2019	4,535	→
Variance since September 2018	(3.1%)	↓



ACTIVITY



Month	Adjusted Scheduled Activity (UDA)	
	2019	2020
April	642	661
May	1,665	1,422
June	2,339	2,041
July	3,422	2,846
August	4,159	3,737
September	5,075	4,575
October	5,878	
November	6,760	
December	7,201	
January	7,650	
February	8,628	
March	9,579	
April	9,862	
May	9,880	
June	9,879	

QUALITY

	Quantity	Base Number	Contract	AT	Region	England
% of FP17s for the same patient ID Re-attending within 3 months - Children	124	1,084	11.4%	11.1%	12.0%	11.5%
% of FP17s for the same patient ID Re-attending within 3 months - Adults	200	1,331	15.0%	16.6%	17.2%	15.4%
% of FP17s for the same patient ID Re-attending between 3 & 9 months - Children	520	1,084	48.0%	45.5%	49.4%	59.7%
% of FP17s for the same patient ID Re-attending between 3 & 9 months - Adults	428	1,331	32.2%	37.1%	39.2%	51.7%
% of FP17s for Band 1 Urgent Courses	247	2,235	11.1%	11.3%	11.0%	9.2%
% of FP17s Relating to Free Repair or Replacements	10	2,235	0.4%	0.5%	0.5%	0.7%
% of FP17s Relating to Continuations	8	2,235	0.4%	0.7%	0.7%	0.8%
% of Patients satisfied with the dentistry they have received	1	1	N/A	91.5%	90.9%	93.5%
% of Patients satisfied with the time they had to wait for an appointment	0	1	N/A	80.9%	83.7%	87.4%

* This is based on patients treated on this contract for their most recent course of treatment. Figures in italics indicate the base number of FP17s or Patient Questionnaire responses are less than 100. N/A is shown where the base number of responses is less than 10 during the period. % is calculated as Quantity/Base number*100

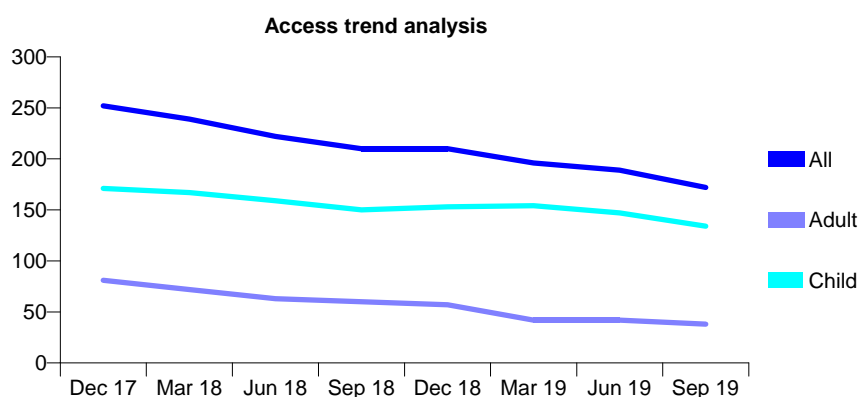
Q61 - Vital Signs At a Glance Contract Report for 629839/0001 - September 2019

Name or company name	MRS AJ SHAUL
Contract type name	GDS Contract
Purpose of contract	General
Contract start date	01/04/2006
Contract end date	17/06/2019

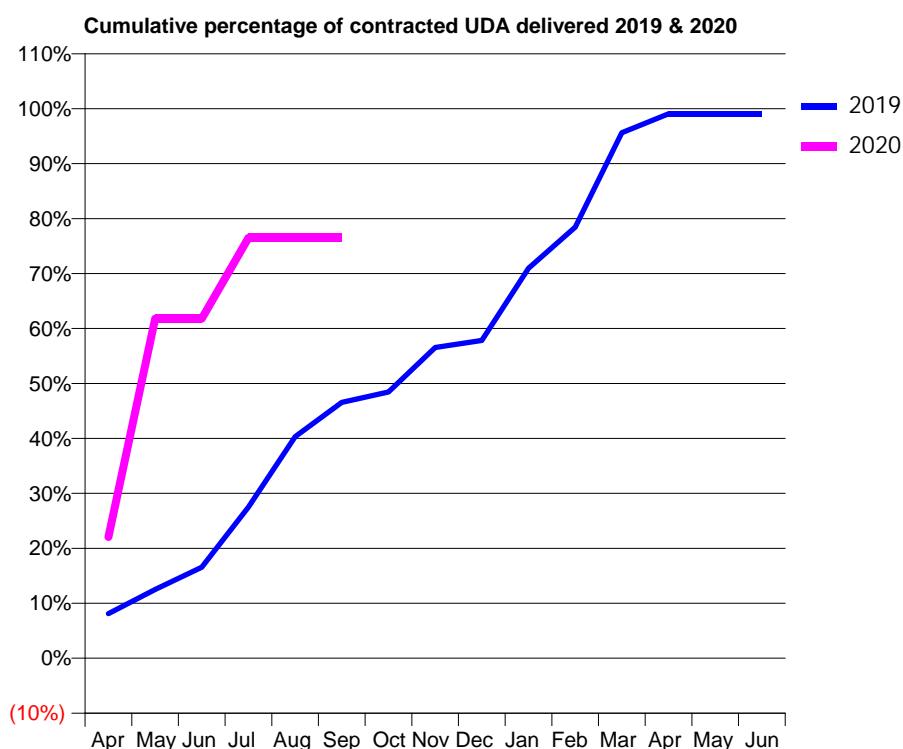
19/20 Contracted general activity (UDA)	68
Carry forward general activity (UDA)	0
19/20 Contracted orthodontic activity (UOA)	0
Carry forward orthodontic activity (UOA)	0
Baseline contract value	£1,930.24

ACCESS*

Patients seen in 24 months	Total	Change since previous quarter
Quarter ending September 2018	210	
Quarter ending December 2018	210	→
Quarter ending March 2019	196	↓
Quarter ending June 2019	189	↓
Quarter ending September 2019	172	↓
Variance since September 2018	(18.1%)	↓



ACTIVITY



Month	2019	2020
April	26	15
May	40	42
June	53	42
July	88	52
August	129	52
September	149	52
October	155	
November	181	
December	185	
January	227	
February	251	
March	306	
April	317	
May	317	
June	317	

QUALITY

	Quantity	Base Number	Contract	AT	Region	England
% of FP17s for the same patient ID Re-attending within 3 months - Children	1	48	2.1%	11.1%	12.0%	11.5%
% of FP17s for the same patient ID Re-attending within 3 months - Adults	0	5	0.0%	16.6%	17.2%	15.4%
% of FP17s for the same patient ID Re-attending between 3 & 9 months - Children	27	48	56.3%	45.5%	49.4%	59.7%
% of FP17s for the same patient ID Re-attending between 3 & 9 months - Adults	3	5	60.0%	37.1%	39.2%	51.7%
% of FP17s for Band 1 Urgent Courses	0	46	0.0%	11.3%	11.0%	9.2%
% of FP17s Relating to Free Repair or Replacements	0	46	0.0%	0.5%	0.5%	0.7%
% of FP17s Relating to Continuations	0	46	0.0%	0.7%	0.7%	0.8%
% of Patients satisfied with the dentistry they have received	0	0	N/A	91.5%	90.9%	93.5%
% of Patients satisfied with the time they had to wait for an appointment	0	0	N/A	80.9%	83.7%	87.4%

* This is based on patients treated on this contract for their most recent course of treatment.

Figures in italics indicate the base number of FP17s or Patient Questionnaire responses are less than 100. N/A is shown where the base number of responses is less than 10 during the period. % is calculated as Quantity/Base number*100

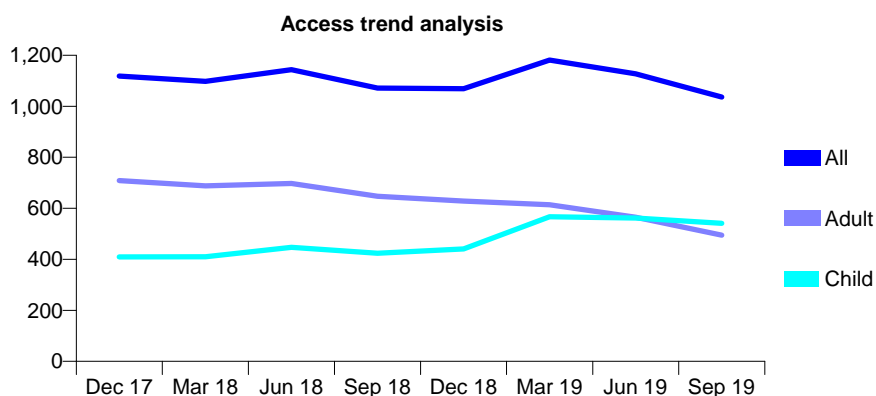
Q61 - Vital Signs At a Glance Contract Report for 630195/0001 - September 2019

Name or company name	Mr Ajay Joshi and Mr Karn Kapil
Contract type name	GDS Contract
Purpose of contract	General
Contract start date	01/04/2006
Contract end date	

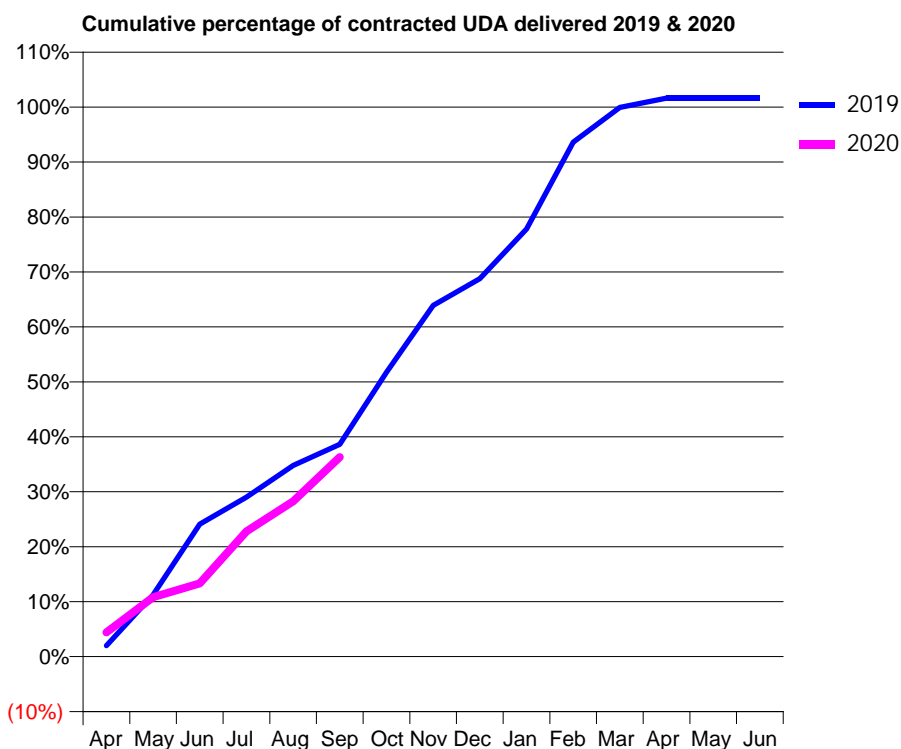
19/20 Contracted general activity (UDA)	3,341
Carry forward general activity (UDA)	-54
19/20 Contracted orthodontic activity (UOA)	0
Carry forward orthodontic activity (UOA)	0
Baseline contract value	£131,826.20

ACCESS*

Patients seen in 24 months	Total	Change since previous quarter
Quarter ending September 2018	1,071	
Quarter ending December 2018	1,069	→
Quarter ending March 2019	1,181	↑
Quarter ending June 2019	1,127	↓
Quarter ending September 2019	1,036	↓
Variance since September 2018	(3.3%)	↓



ACTIVITY



Month	Adjusted Scheduled Activity (UDA)	
	2019	2020
April	67	147
May	376	362
June	806	446
July	970	762
August	1,162	944
September	1,290	1,212
October	1,729	
November	2,135	
December	2,298	
January	2,599	
February	3,128	
March	3,339	
April	3,395	
May	3,395	
June	3,395	

QUALITY

	Quantity	Base Number	Contract	AT	Region	England
% of FP17s for the same patient ID Re-attending within 3 months - Children	10	281	3.6%	11.1%	12.0%	11.5%
% of FP17s for the same patient ID Re-attending within 3 months - Adults	9	189	4.8%	16.6%	17.2%	15.4%
% of FP17s for the same patient ID Re-attending between 3 & 9 months - Children	55	281	19.6%	45.5%	49.4%	59.7%
% of FP17s for the same patient ID Re-attending between 3 & 9 months - Adults	26	189	13.8%	37.1%	39.2%	51.7%
% of FP17s for Band 1 Urgent Courses	61	459	13.3%	11.3%	11.0%	9.2%
% of FP17s Relating to Free Repair or Replacements	1	459	0.2%	0.5%	0.5%	0.7%
% of FP17s Relating to Continuations	0	459	0.0%	0.7%	0.7%	0.8%
% of Patients satisfied with the dentistry they have received	0	0	N/A	91.5%	90.9%	93.5%
% of Patients satisfied with the time they had to wait for an appointment	0	0	N/A	80.9%	83.7%	87.4%

* This is based on patients treated on this contract for their most recent course of treatment. Figures in italics indicate the base number of FP17s or Patient Questionnaire responses are less than 100. N/A is shown where the base number of responses is less than 10 during the period. % is calculated as Quantity/Base number*100

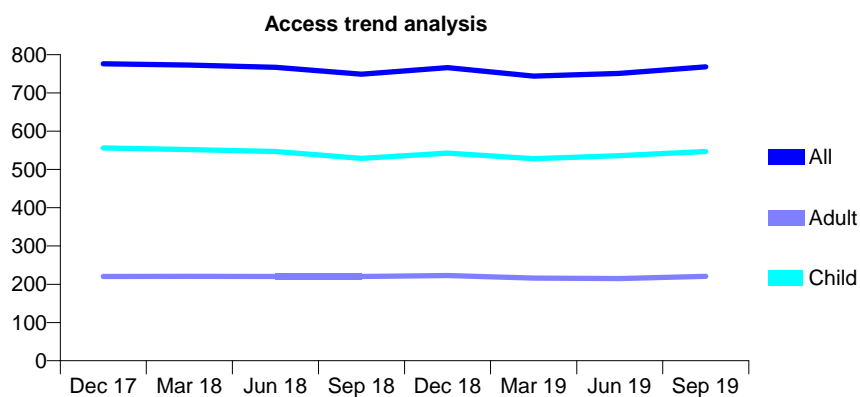
Q61 - Vital Signs At a Glance Contract Report for 642576/0001 - September 2019

Name or company name	MR CA HAWKES
Contract type name	GDS Contract
Purpose of contract	General
Contract start date	01/04/2006
Contract end date	

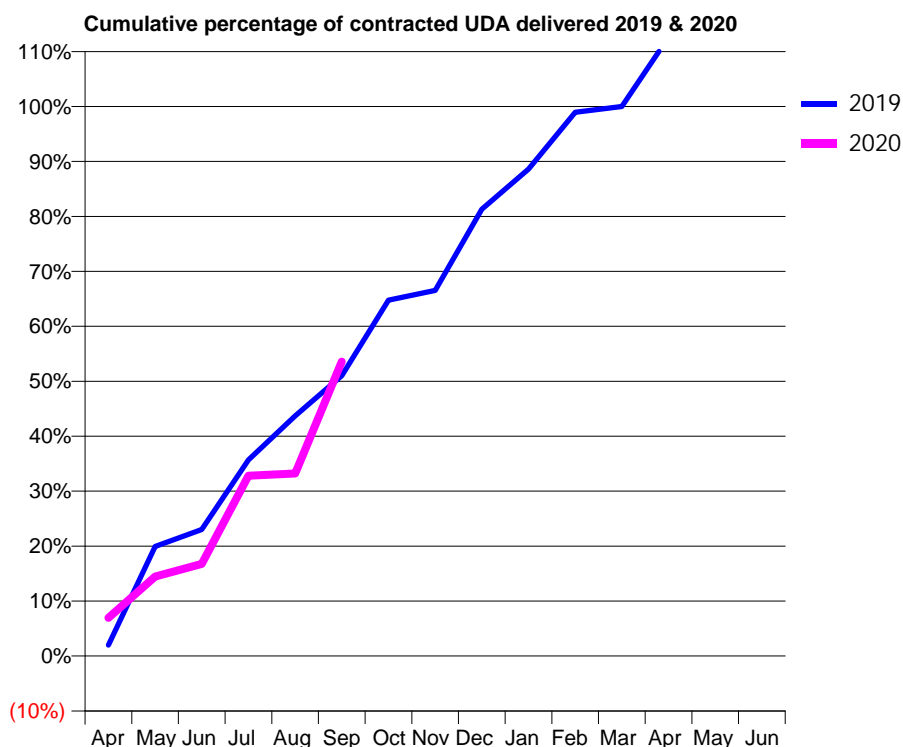
19/20 Contracted general activity (UDA)	1,200
Carry forward general activity (UDA)	-24
19/20 Contracted orthodontic activity (UOA)	0
Carry forward orthodontic activity (UOA)	0
Baseline contract value	£29,018.60

ACCESS*

Patients seen in 24 months	Total	Change since previous quarter
Quarter ending September 2018	749	
Quarter ending December 2018	766	↑
Quarter ending March 2019	744	↓
Quarter ending June 2019	751	→
Quarter ending September 2019	768	↑
Variance since September 2018	2.5%	↑



ACTIVITY



Month	Adjusted Scheduled Activity (UDA)	
	2019	2020
April	24	83
May	239	174
June	276	201
July	428	394
August	524	399
September	612	643
October	777	
November	798	
December	975	
January	1,063	
February	1,187	
March	1,200	
April	1,351	
May	1,351	
June	1,351	

QUALITY

	Quantity	Base Number	Contract	AT	Region	England
% of FP17s for the same patient ID Re-attending within 3 months - Children	23	402	5.7%	11.1%	12.0%	11.5%
% of FP17s for the same patient ID Re-attending within 3 months - Adults	4	91	4.4%	16.6%	17.2%	15.4%
% of FP17s for the same patient ID Re-attending between 3 & 9 months - Children	163	402	40.5%	45.5%	49.4%	59.7%
% of FP17s for the same patient ID Re-attending between 3 & 9 months - Adults	20	91	22.0%	37.1%	39.2%	51.7%
% of FP17s for Band 1 Urgent Courses	9	402	2.2%	11.3%	11.0%	9.2%
% of FP17s Relating to Free Repair or Replacements	0	402	0.0%	0.5%	0.5%	0.7%
% of FP17s Relating to Continuations	0	402	0.0%	0.7%	0.7%	0.8%
% of Patients satisfied with the dentistry they have received	0	0	N/A	91.5%	90.9%	93.5%
% of Patients satisfied with the time they had to wait for an appointment	0	0	N/A	80.9%	83.7%	87.4%

* This is based on patients treated on this contract for their most recent course of treatment. Figures in italics indicate the base number of FP17s or Patient Questionnaire responses are less than 100. N/A is shown where the base number of responses is less than 10 during the period. % is calculated as Quantity/Base number*100

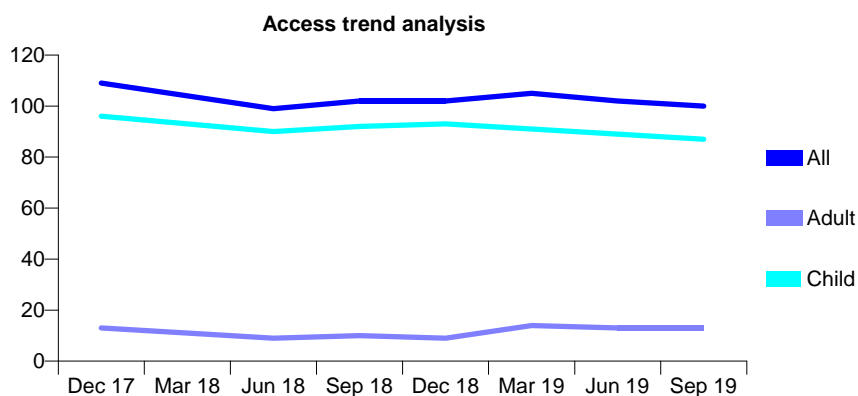
Q61 - Vital Signs At a Glance Contract Report for 643025/0001 - September 2019

Name or company name	MR PC VASWANI
Contract type name	GDS Contract
Purpose of contract	General
Contract start date	01/04/2006
Contract end date	

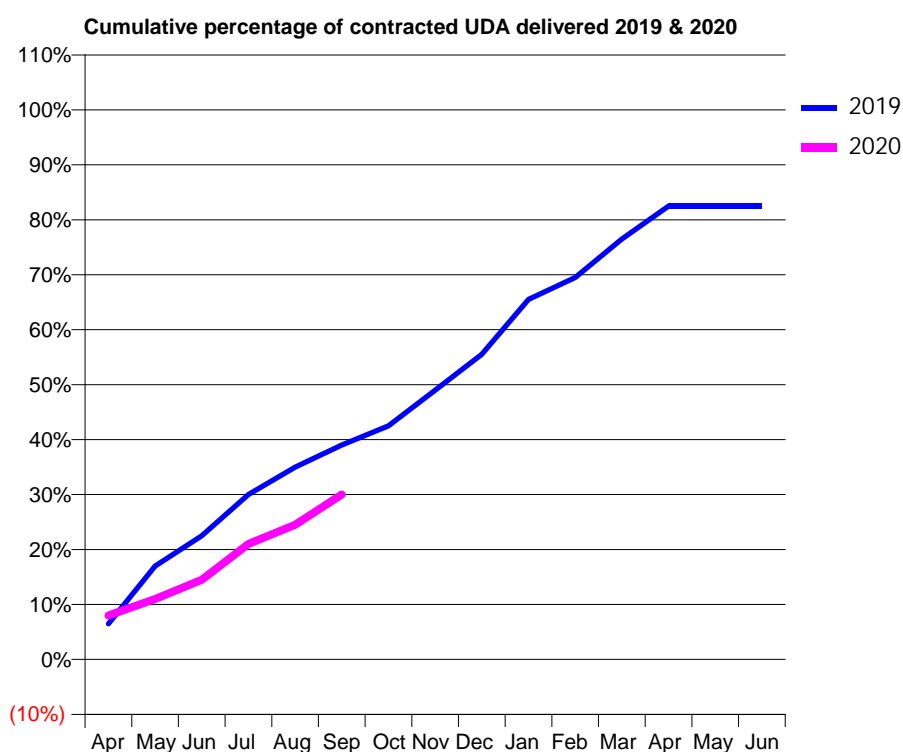
19/20 Contracted general activity (UDA)	200
Carry forward general activity (UDA)	0
19/20 Contracted orthodontic activity (UOA)	0
Carry forward orthodontic activity (UOA)	0
Baseline contract value	£4,636.01

ACCESS*

Patients seen in 24 months	Total	Change since previous quarter
Quarter ending September 2018	102	
Quarter ending December 2018	102	→
Quarter ending March 2019	105	↑
Quarter ending June 2019	102	↓
Quarter ending September 2019	100	↓
Variance since September 2018	(2.0%)	↓



ACTIVITY



Month	Adjusted Scheduled Activity (UDA)	
	2019	2020
April	13	16
May	34	22
June	45	29
July	60	42
August	70	49
September	78	60
October	85	
November	98	
December	111	
January	131	
February	139	
March	153	
April	165	
May	165	
June	165	

QUALITY

	Quantity	Base Number	Contract	AT	Region	England
% of FP17s for the same patient ID Re-attending within 3 months - Children	1	49	2.0%	11.1%	12.0%	11.5%
% of FP17s for the same patient ID Re-attending within 3 months - Adults	0	5	0.0%	16.6%	17.2%	15.4%
% of FP17s for the same patient ID Re-attending between 3 & 9 months - Children	23	49	46.9%	45.5%	49.4%	59.7%
% of FP17s for the same patient ID Re-attending between 3 & 9 months - Adults	1	5	20.0%	37.1%	39.2%	51.7%
% of FP17s for Band 1 Urgent Courses	0	48	0.0%	11.3%	11.0%	9.2%
% of FP17s Relating to Free Repair or Replacements	0	48	0.0%	0.5%	0.5%	0.7%
% of FP17s Relating to Continuations	0	48	0.0%	0.7%	0.7%	0.8%
% of Patients satisfied with the dentistry they have received	0	0	N/A	91.5%	90.9%	93.5%
% of Patients satisfied with the time they had to wait for an appointment	0	0	N/A	80.9%	83.7%	87.4%

* This is based on patients treated on this contract for their most recent course of treatment. Figures in italics indicate the base number of FP17s or Patient Questionnaire responses are less than 100. N/A is shown where the base number of responses is less than 10 during the period. % is calculated as Quantity/Base number*100

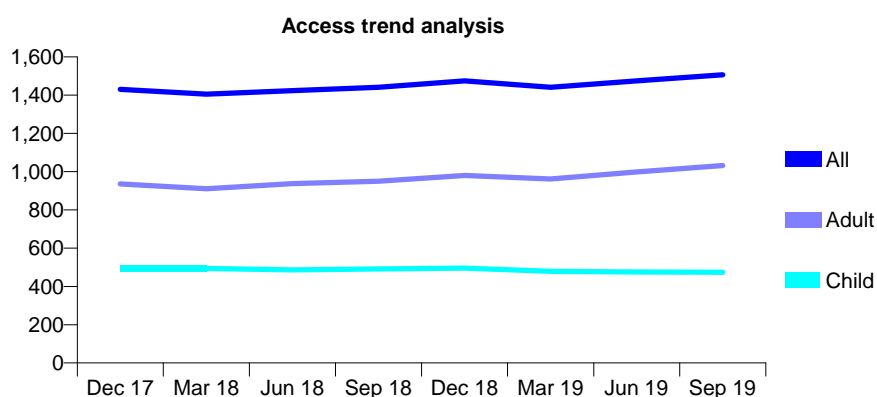
Q61 - Vital Signs At a Glance Contract Report for 643513/0001 - September 2019

Name or company name	MR JB RAVAL
Contract type name	GDS Contract
Purpose of contract	General
Contract start date	01/04/2006
Contract end date	

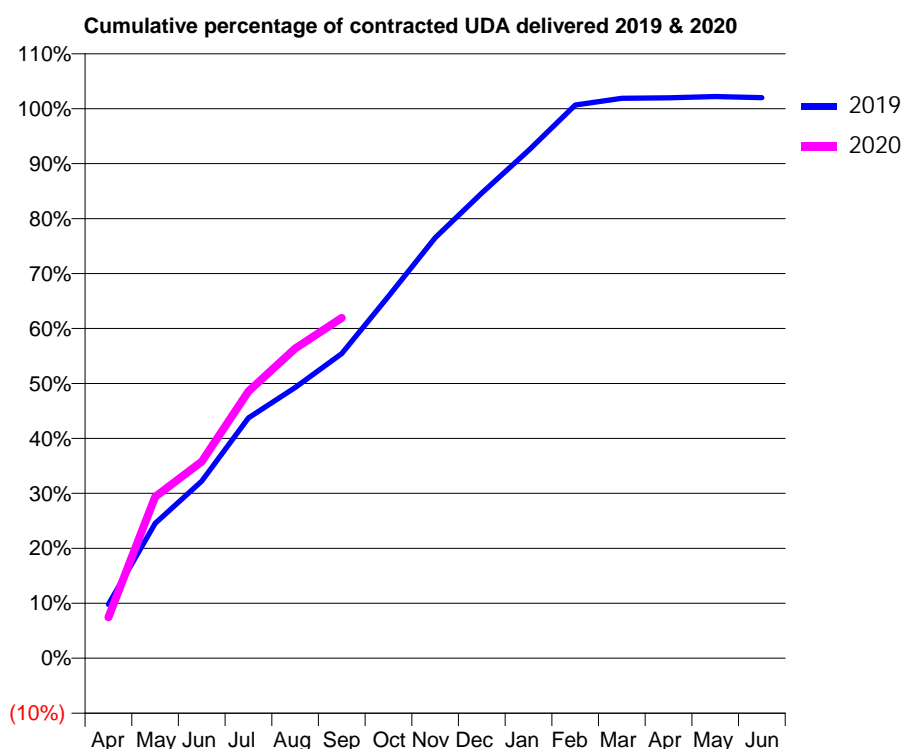
19/20 Contracted general activity (UDA)	6,014
Carry forward general activity (UDA)	-120
19/20 Contracted orthodontic activity (UOA)	0
Carry forward orthodontic activity (UOA)	0
Baseline contract value	£195,192.87

ACCESS*

Patients seen in 24 months	Total	Change since previous quarter
Quarter ending September 2018	1,441	
Quarter ending December 2018	1,475	↑
Quarter ending March 2019	1,441	↓
Quarter ending June 2019	1,475	↑
Quarter ending September 2019	1,506	↑
Variance since September 2018	4.5%	↑



ACTIVITY



Month	Adjusted Scheduled Activity (UDA)	
	2019	2020
April	591	447
May	1,476	1,767
June	1,939	2,152
July	2,631	2,921
August	2,961	3,390
September	3,334	3,724
October	3,959	
November	4,603	
December	5,092	
January	5,557	
February	6,054	
March	6,127	
April	6,132	
May	6,146	
June	6,134	

QUALITY

	Quantity	Base Number	Contract	AT	Region	England
% of FP17s for the same patient ID Re-attending within 3 months - Children	7	307	2.3%	11.1%	12.0%	11.5%
% of FP17s for the same patient ID Re-attending within 3 months - Adults	24	668	3.6%	16.6%	17.2%	15.4%
% of FP17s for the same patient ID Re-attending between 3 & 9 months - Children	160	307	52.1%	45.5%	49.4%	59.7%
% of FP17s for the same patient ID Re-attending between 3 & 9 months - Adults	335	668	50.1%	37.1%	39.2%	51.7%
% of FP17s for Band 1 Urgent Courses	49	968	5.1%	11.3%	11.0%	9.2%
% of FP17s Relating to Free Repair or Replacements	0	968	0.0%	0.5%	0.5%	0.7%
% of FP17s Relating to Continuations	0	968	0.0%	0.7%	0.7%	0.8%
% of Patients satisfied with the dentistry they have received	0	0	N/A	91.5%	90.9%	93.5%
% of Patients satisfied with the time they had to wait for an appointment	0	0	N/A	80.9%	83.7%	87.4%

* This is based on patients treated on this contract for their most recent course of treatment.

Figures in italics indicate the base number of FP17s or Patient Questionnaire responses are less than 100. N/A is shown where the base number of responses is less than 10 during the period. % is calculated as Quantity/Base number*100

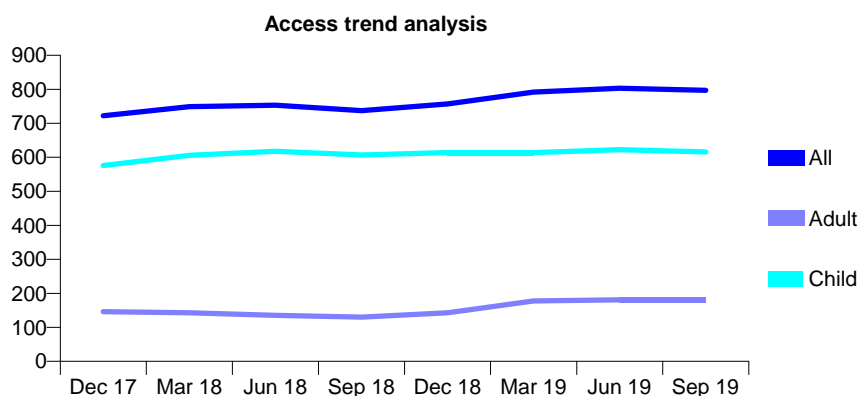
Q61 - Vital Signs At a Glance Contract Report for 644889/0001 - September 2019

Name or company name	MR C RISOLI
Contract type name	GDS Contract
Purpose of contract	General
Contract start date	01/04/2006
Contract end date	

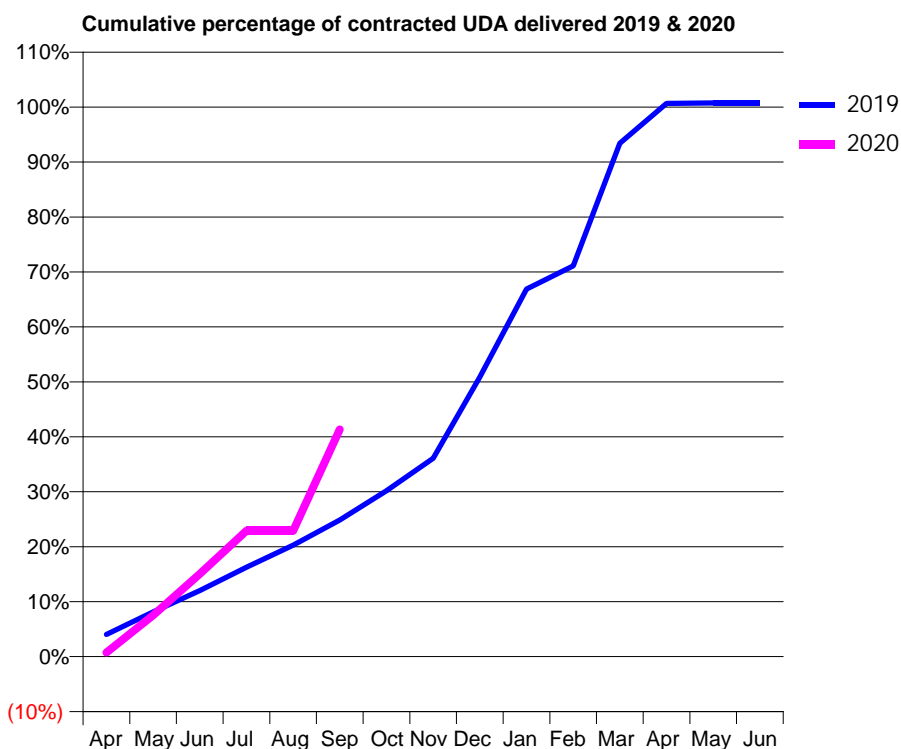
19/20 Contracted general activity (UDA)	1,488
Carry forward general activity (UDA)	-11
19/20 Contracted orthodontic activity (UOA)	0
Carry forward orthodontic activity (UOA)	0
Baseline contract value	£52,472.25

ACCESS*

Patients seen in 24 months	Total	Change since previous quarter
Quarter ending September 2018	737	
Quarter ending December 2018	757	↑
Quarter ending March 2019	792	↑
Quarter ending June 2019	803	→
Quarter ending September 2019	797	→
Variance since September 2018	8.1%	↑



ACTIVITY



Month	Adjusted Scheduled Activity (UDA)	
	2019	2020
April	60	11
May	121	112
June	179	224
July	242	341
August	302	341
September	370	615
October	449	
November	537	
December	757	
January	995	
February	1,058	
March	1,390	
April	1,498	
May	1,499	
June	1,499	

QUALITY

	Quantity	Base Number	Contract	AT	Region	England
% of FP17s for the same patient ID Re-attending within 3 months - Children	9	316	2.8%	11.1%	12.0%	11.5%
% of FP17s for the same patient ID Re-attending within 3 months - Adults	5	53	9.4%	16.6%	17.2%	15.4%
% of FP17s for the same patient ID Re-attending between 3 & 9 months - Children	140	316	44.3%	45.5%	49.4%	59.7%
% of FP17s for the same patient ID Re-attending between 3 & 9 months - Adults	16	53	30.2%	37.1%	39.2%	51.7%
% of FP17s for Band 1 Urgent Courses	0	350	0.0%	11.3%	11.0%	9.2%
% of FP17s Relating to Free Repair or Replacements	0	350	0.0%	0.5%	0.5%	0.7%
% of FP17s Relating to Continuations	1	350	0.3%	0.7%	0.7%	0.8%
% of Patients satisfied with the dentistry they have received	0	0	N/A	91.5%	90.9%	93.5%
% of Patients satisfied with the time they had to wait for an appointment	0	0	N/A	80.9%	83.7%	87.4%

* This is based on patients treated on this contract for their most recent course of treatment. Figures in italics indicate the base number of FP17s or Patient Questionnaire responses are less than 100. N/A is shown where the base number of responses is less than 10 during the period. % is calculated as Quantity/Base number*100

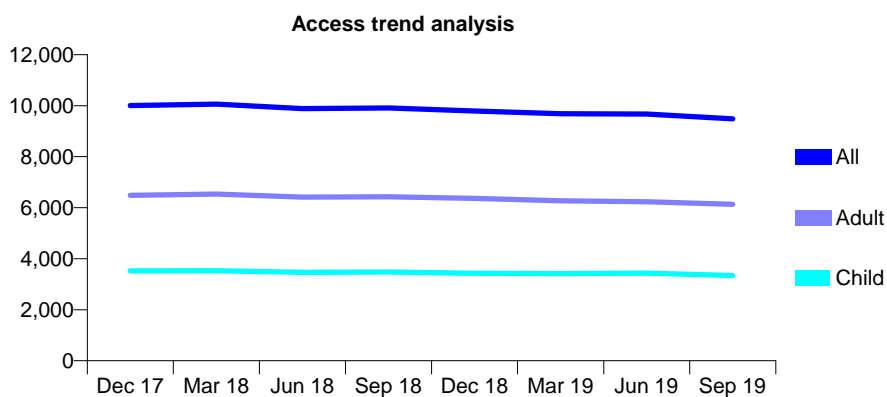
Q61 - Vital Signs At a Glance Contract Report for 650242/0001 - September 2019

Name or company name	MR H SHAH
Contract type name	GDS Contract
Purpose of contract	General and Orthodontic
Contract start date	01/04/2006
Contract end date	

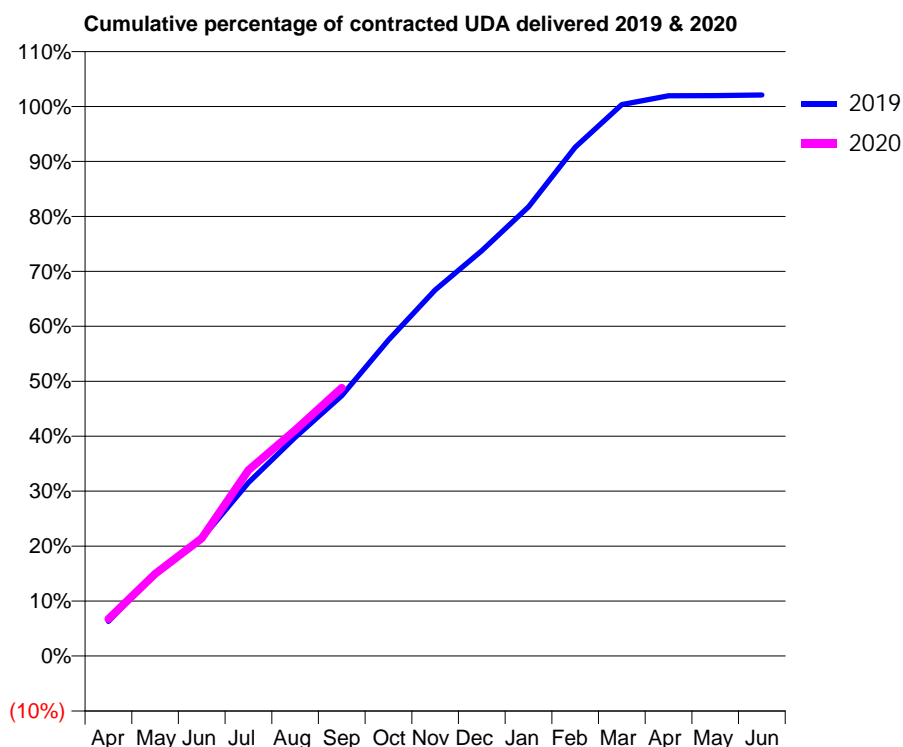
19/20 Contracted general activity (UDA)	27,477
Carry forward general activity (UDA)	-549
19/20 Contracted orthodontic activity (UOA)	1,314
Carry forward orthodontic activity (UOA)	-26
Baseline contract value	£918,032.80

ACCESS*

Patients seen in 24 months	Total	Change since previous quarter
Quarter ending September 2018	9,909	
Quarter ending December 2018	9,791	↓
Quarter ending March 2019	9,688	↓
Quarter ending June 2019	9,668	→
Quarter ending September 2019	9,483	↓
Variance since September 2018	(4.3%)	↓



ACTIVITY



Month	Adjusted Scheduled Activity (UDA)	
	2019	2020
April	1,740	1,860
May	4,151	4,113
June	5,876	5,887
July	8,670	9,290
August	10,939	11,293
September	13,009	13,408
October	15,798	
November	18,304	
December	20,268	
January	22,462	
February	25,438	
March	27,567	
April	28,010	
May	28,023	
June	28,050	

QUALITY

	Quantity	Base Number	Contract	AT	Region	England
% of FP17s for the same patient ID Re-attending within 3 months - Children	197	2,162	9.1%	11.1%	12.0%	11.5%
% of FP17s for the same patient ID Re-attending within 3 months - Adults	435	2,953	14.7%	16.6%	17.2%	15.4%
% of FP17s for the same patient ID Re-attending between 3 & 9 months - Children	984	2,162	45.5%	45.5%	49.4%	59.7%
% of FP17s for the same patient ID Re-attending between 3 & 9 months - Adults	949	2,953	32.1%	37.1%	39.2%	51.7%
% of FP17s for Band 1 Urgent Courses	625	4,435	14.1%	11.3%	11.0%	9.2%
% of FP17s Relating to Free Repair or Replacements	27	4,435	0.6%	0.5%	0.5%	0.7%
% of FP17s Relating to Continuations	29	4,435	0.7%	0.7%	0.7%	0.8%
% of Patients satisfied with the dentistry they have received	1	1	N/A	91.5%	90.9%	93.5%
% of Patients satisfied with the time they had to wait for an appointment	0	1	N/A	80.9%	83.7%	87.4%

* This is based on patients treated on this contract for their most recent course of treatment. Figures in italics indicate the base number of FP17s or Patient Questionnaire responses are less than 100. N/A is shown where the base number of responses is less than 10 during the period. % is calculated as Quantity/Base number*100

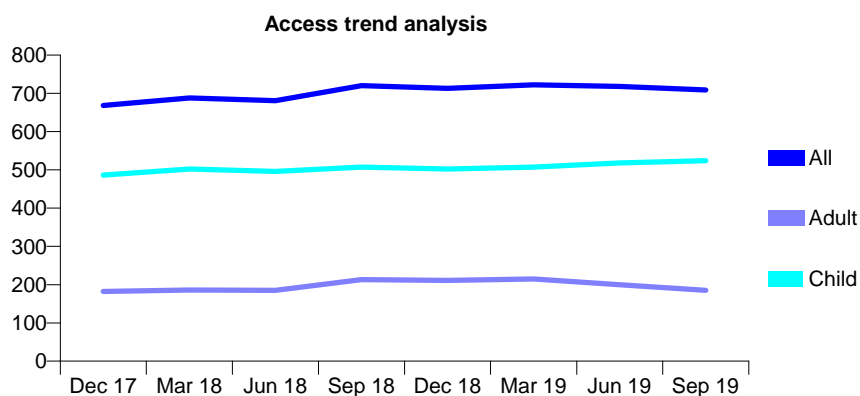
Q61 - Vital Signs At a Glance Contract Report for 650439/0001 - September 2019

Name or company name	MISS F AZIZ
Contract type name	GDS Contract
Purpose of contract	General
Contract start date	01/01/2013
Contract end date	

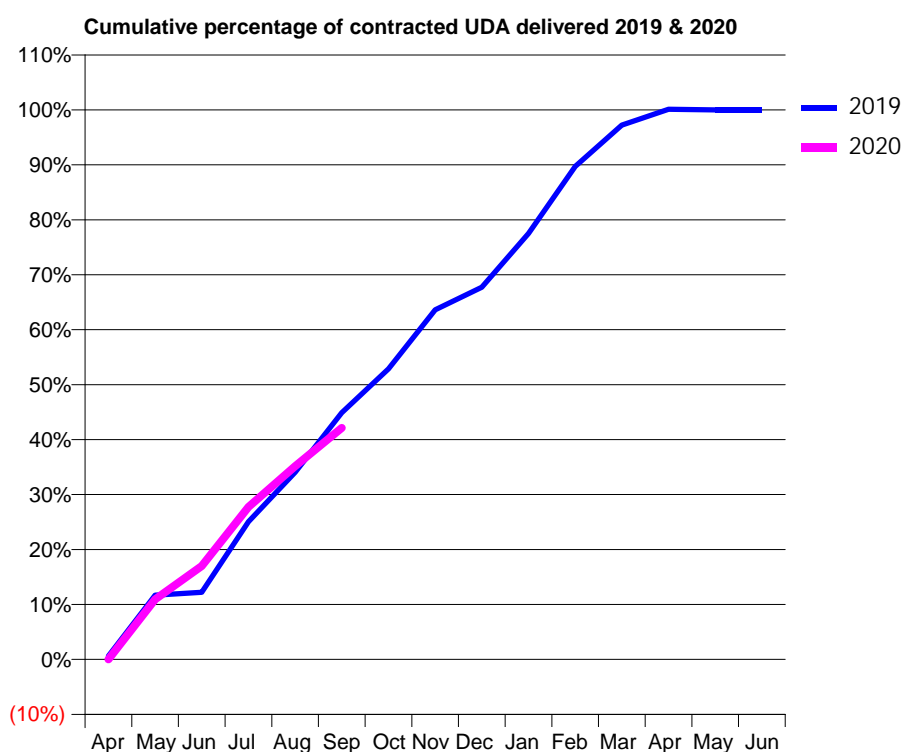
19/20 Contracted general activity (UDA)	1,461
Carry forward general activity (UDA)	0
19/20 Contracted orthodontic activity (UOA)	0
Carry forward orthodontic activity (UOA)	0
Baseline contract value	£34,598.44

ACCESS*

Patients seen in 24 months	Total	Change since previous quarter
Quarter ending September 2018	720	
Quarter ending December 2018	713	→
Quarter ending March 2019	722	→
Quarter ending June 2019	718	→
Quarter ending September 2019	709	↓
Variance since September 2018	(1.5%)	↓



ACTIVITY



Month	Adjusted Scheduled Activity (UDA)	
	2019	2020
April	9	0
May	171	160
June	179	248
July	366	405
August	498	514
September	656	616
October	772	
November	929	
December	989	
January	1,133	
February	1,310	
March	1,420	
April	1,463	
May	1,461	
June	1,461	

QUALITY

	Quantity	Base Number	Contract	AT	Region	England
% of FP17s for the same patient ID Re-attending within 3 months - Children	28	398	7.0%	11.1%	12.0%	11.5%
% of FP17s for the same patient ID Re-attending within 3 months - Adults	7	72	9.7%	16.6%	17.2%	15.4%
% of FP17s for the same patient ID Re-attending between 3 & 9 months - Children	236	398	59.3%	45.5%	49.4%	59.7%
% of FP17s for the same patient ID Re-attending between 3 & 9 months - Adults	33	72	45.8%	37.1%	39.2%	51.7%
% of FP17s for Band 1 Urgent Courses	14	438	3.2%	11.3%	11.0%	9.2%
% of FP17s Relating to Free Repair or Replacements	0	438	0.0%	0.5%	0.5%	0.7%
% of FP17s Relating to Continuations	0	438	0.0%	0.7%	0.7%	0.8%
% of Patients satisfied with the dentistry they have received	0	0	N/A	91.5%	90.9%	93.5%
% of Patients satisfied with the time they had to wait for an appointment	0	0	N/A	80.9%	83.7%	87.4%

* This is based on patients treated on this contract for their most recent course of treatment. Figures in italics indicate the base number of FP17s or Patient Questionnaire responses are less than 100. N/A is shown where the base number of responses is less than 10 during the period. % is calculated as Quantity/Base number*100

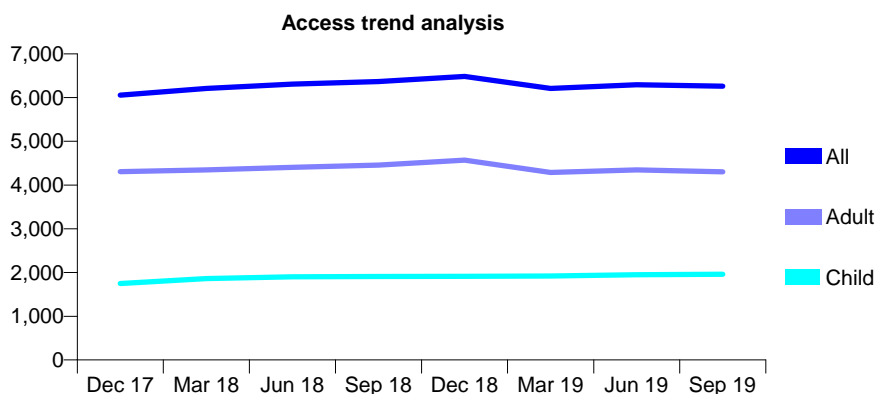
Q61 - Vital Signs At a Glance Contract Report for 650730/0001 - September 2019

Name or company name	Whitechapel Dental Centre
Contract type name	GDS Contract
Purpose of contract	General
Contract start date	01/04/2006
Contract end date	

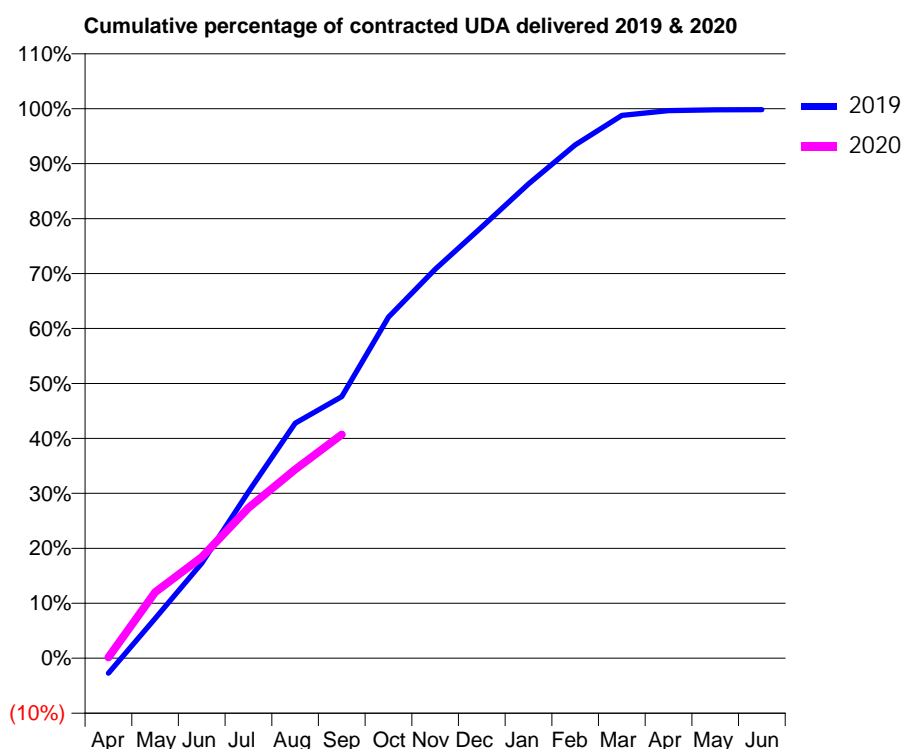
19/20 Contracted general activity (UDA)	21,524
Carry forward general activity (UDA)	39
19/20 Contracted orthodontic activity (UOA)	0
Carry forward orthodontic activity (UOA)	0
Baseline contract value	£729,817.09

ACCESS*

Patients seen in 24 months	Total	Change since previous quarter
Quarter ending September 2018	6,366	
Quarter ending December 2018	6,484	→
Quarter ending March 2019	6,208	↓
Quarter ending June 2019	6,295	→
Quarter ending September 2019	6,260	→
Variance since September 2018	(1.7%)	↓



ACTIVITY



Month	2019	2020
April	-586	36
May	1,561	2,590
June	3,719	3,957
July	6,516	5,889
August	9,206	7,394
September	10,246	8,762
October	13,366	
November	15,236	
December	16,892	
January	18,578	
February	20,107	
March	21,258	
April	21,442	
May	21,479	
June	21,485	

QUALITY

	Quantity	Base Number	Contract	AT	Region	England
% of FP17s for the same patient ID Re-attending within 3 months - Children	101	910	11.1%	11.1%	12.0%	11.5%
% of FP17s for the same patient ID Re-attending within 3 months - Adults	255	1,756	14.5%	16.6%	17.2%	15.4%
% of FP17s for the same patient ID Re-attending between 3 & 9 months - Children	232	910	25.5%	45.5%	49.4%	59.7%
% of FP17s for the same patient ID Re-attending between 3 & 9 months - Adults	391	1,756	22.3%	37.1%	39.2%	51.7%
% of FP17s for Band 1 Urgent Courses	456	2,596	17.6%	11.3%	11.0%	9.2%
% of FP17s Relating to Free Repair or Replacements	9	2,596	0.3%	0.5%	0.5%	0.7%
% of FP17s Relating to Continuations	36	2,596	1.4%	0.7%	0.7%	0.8%
% of Patients satisfied with the dentistry they have received	0	1	N/A	91.5%	90.9%	93.5%
% of Patients satisfied with the time they had to wait for an appointment	0	1	N/A	80.9%	83.7%	87.4%

* This is based on patients treated on this contract for their most recent course of treatment.

Figures in italics indicate the base number of FP17s or Patient Questionnaire responses are less than 100. N/A is shown where the base number of responses is less than 10 during the period. % is calculated as Quantity/Base number*100

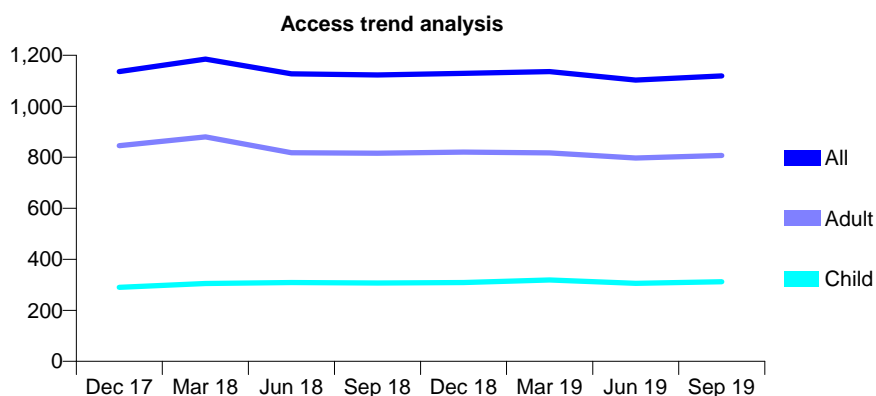
Q61 - Vital Signs At a Glance Contract Report for 656542/0001 - September 2019

Name or company name	MR JS SURDHAR
Contract type name	GDS Contract
Purpose of contract	General
Contract start date	01/04/2006
Contract end date	

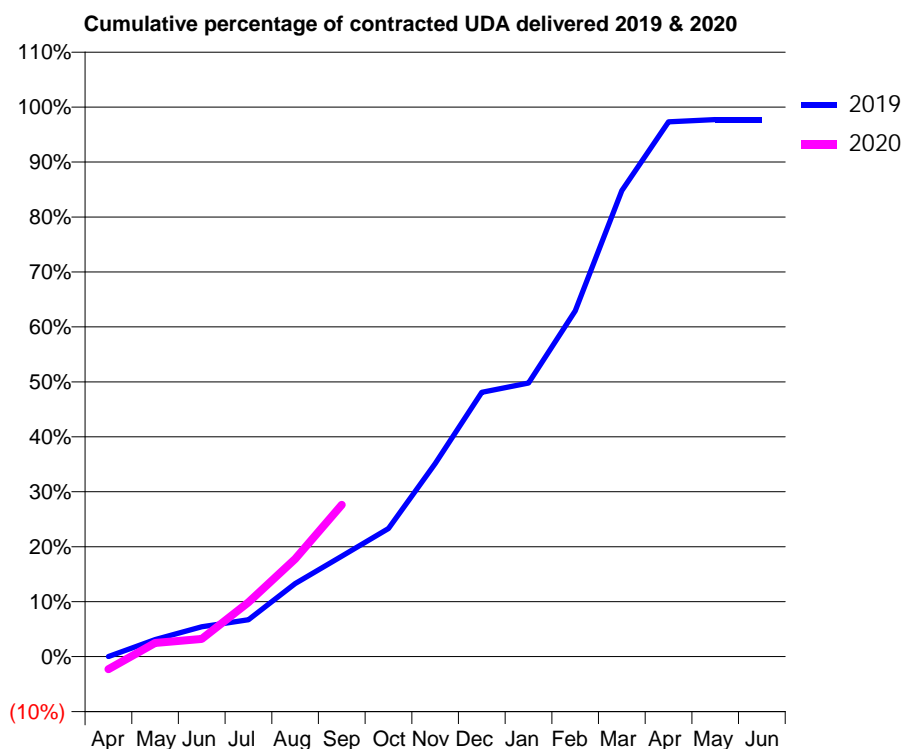
19/20 Contracted general activity (UDA)	3,268
Carry forward general activity (UDA)	75
19/20 Contracted orthodontic activity (UOA)	0
Carry forward orthodontic activity (UOA)	0
Baseline contract value	£116,736.88

ACCESS*

Patients seen in 24 months	Total	Change since previous quarter
Quarter ending September 2018	1,123	
Quarter ending December 2018	1,129	→
Quarter ending March 2019	1,136	→
Quarter ending June 2019	1,103	↓
Quarter ending September 2019	1,119	→
Variance since September 2018	(0.4%)	→



ACTIVITY



Month	Adjusted Scheduled Activity (UDA)	
	2019	2020
April	0	-75
May	101	82
June	177	105
July	219	323
August	435	581
September	598	903
October	762	
November	1,149	
December	1,572	
January	1,627	
February	2,056	
March	2,771	
April	3,180	
May	3,193	
June	3,193	

QUALITY

	Quantity	Base Number	Contract	AT	Region	England
% of FP17s for the same patient ID Re-attending within 3 months - Children	18	172	10.5%	11.1%	12.0%	11.5%
% of FP17s for the same patient ID Re-attending within 3 months - Adults	47	338	13.9%	16.6%	17.2%	15.4%
% of FP17s for the same patient ID Re-attending between 3 & 9 months - Children	81	172	47.1%	45.5%	49.4%	59.7%
% of FP17s for the same patient ID Re-attending between 3 & 9 months - Adults	89	338	26.3%	37.1%	39.2%	51.7%
% of FP17s for Band 1 Urgent Courses	80	426	18.8%	11.3%	11.0%	9.2%
% of FP17s Relating to Free Repair or Replacements	0	426	0.0%	0.5%	0.5%	0.7%
% of FP17s Relating to Continuations	0	426	0.0%	0.7%	0.7%	0.8%
% of Patients satisfied with the dentistry they have received	0	0	N/A	91.5%	90.9%	93.5%
% of Patients satisfied with the time they had to wait for an appointment	0	0	N/A	80.9%	83.7%	87.4%

* This is based on patients treated on this contract for their most recent course of treatment. Figures in italics indicate the base number of FP17s or Patient Questionnaire responses are less than 100. N/A is shown where the base number of responses is less than 10 during the period. % is calculated as Quantity/Base number*100

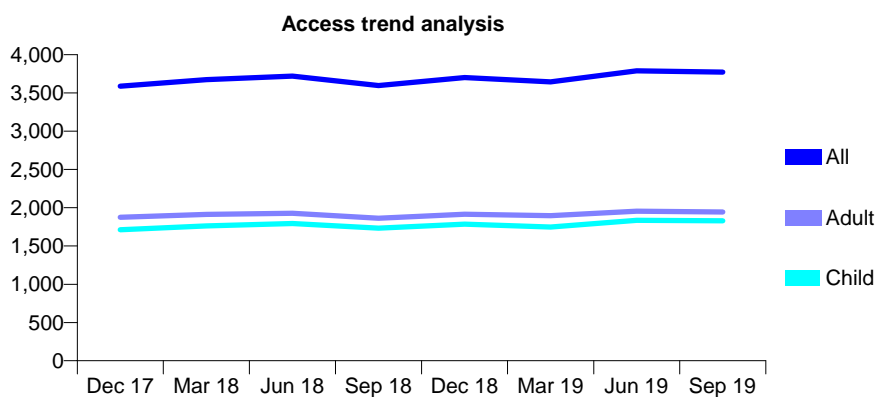
Q61 - Vital Signs At a Glance Contract Report for 661074/0002 - September 2019

Name or company name	MR SA TAVACKOLLI FARD
Contract type name	GDS Contract
Purpose of contract	General
Contract start date	01/04/2006
Contract end date	

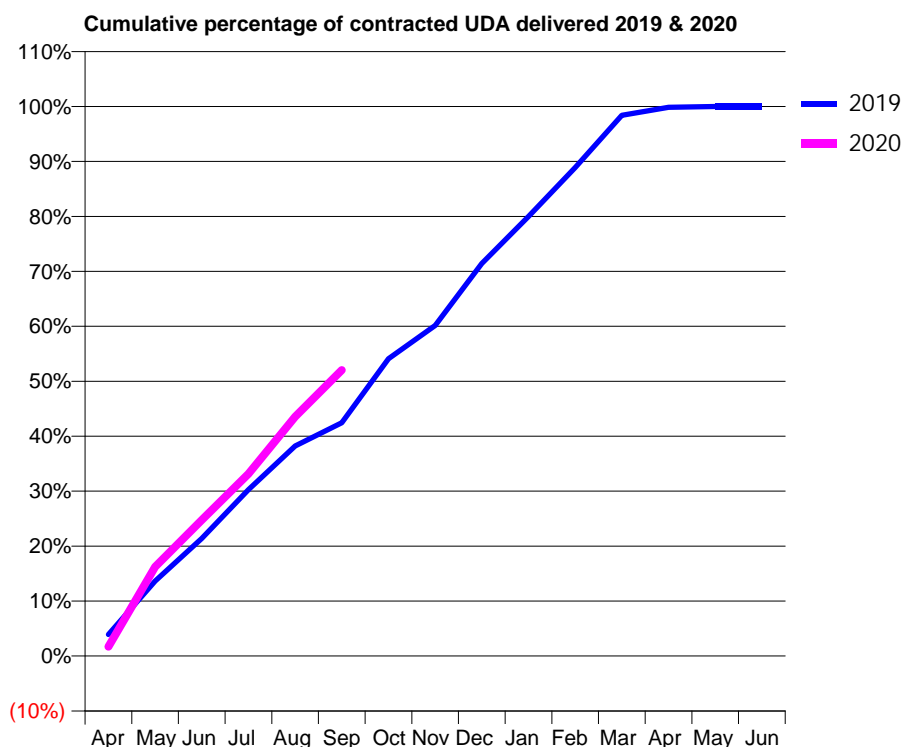
19/20 Contracted general activity (UDA)	11,281
Carry forward general activity (UDA)	2
19/20 Contracted orthodontic activity (UOA)	0
Carry forward orthodontic activity (UOA)	0
Baseline contract value	£299,905.07

ACCESS*

Patients seen in 24 months	Total	Change since previous quarter
Quarter ending September 2018	3,597	
Quarter ending December 2018	3,701	↑
Quarter ending March 2019	3,643	↓
Quarter ending June 2019	3,789	↑
Quarter ending September 2019	3,773	→
Variance since September 2018	4.9%	↑



ACTIVITY



Month	Adjusted Scheduled Activity (UDA)	
	2019	2020
April	441	192
May	1,540	1,834
June	2,413	2,790
July	3,416	3,741
August	4,312	4,912
September	4,789	5,869
October	6,104	
November	6,785	
December	8,058	
January	9,024	
February	10,028	
March	11,098	
April	11,265	
May	11,279	
June	11,279	

QUALITY

	Quantity	Base Number	Contract	AT	Region	England
% of FP17s for the same patient ID Re-attending within 3 months - Children	45	965	4.7%	11.1%	12.0%	11.5%
% of FP17s for the same patient ID Re-attending within 3 months - Adults	96	868	11.1%	16.6%	17.2%	15.4%
% of FP17s for the same patient ID Re-attending between 3 & 9 months - Children	313	965	32.4%	45.5%	49.4%	59.7%
% of FP17s for the same patient ID Re-attending between 3 & 9 months - Adults	253	868	29.1%	37.1%	39.2%	51.7%
% of FP17s for Band 1 Urgent Courses	74	1,788	4.1%	11.3%	11.0%	9.2%
% of FP17s Relating to Free Repair or Replacements	0	1,788	0.0%	0.5%	0.5%	0.7%
% of FP17s Relating to Continuations	0	1,788	0.0%	0.7%	0.7%	0.8%
% of Patients satisfied with the dentistry they have received	2	2	N/A	91.5%	90.9%	93.5%
% of Patients satisfied with the time they had to wait for an appointment	2	2	N/A	80.9%	83.7%	87.4%

* This is based on patients treated on this contract for their most recent course of treatment. Figures in italics indicate the base number of FP17s or Patient Questionnaire responses are less than 100. N/A is shown where the base number of responses is less than 10 during the period. % is calculated as Quantity/Base number*100

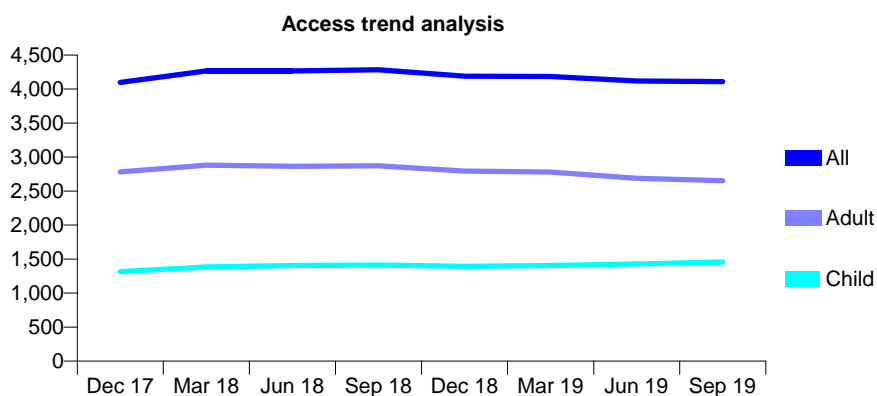
Q61 - Vital Signs At a Glance Contract Report for 673005/0001 - September 2019

Name or company name	MR C TAN
Contract type name	GDS Contract
Purpose of contract	General
Contract start date	01/04/2006
Contract end date	

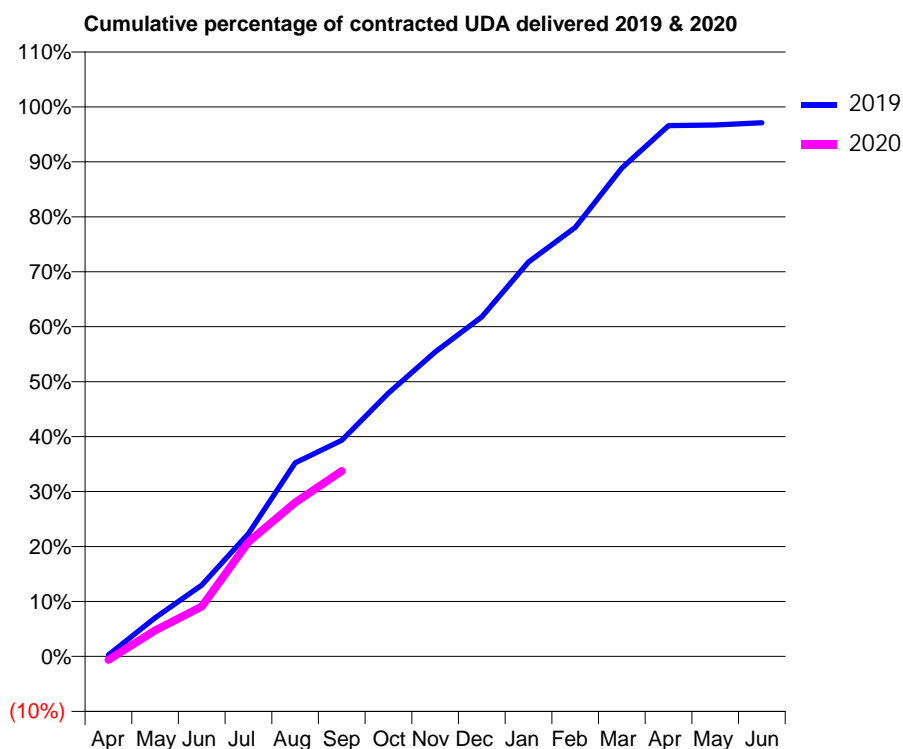
19/20 Contracted general activity (UDA)	11,571
Carry forward general activity (UDA)	334
19/20 Contracted orthodontic activity (UOA)	0
Carry forward orthodontic activity (UOA)	0
Baseline contract value	£448,116.26

ACCESS*

Patients seen in 24 months	Total	Change since previous quarter
Quarter ending September 2018	4,283	
Quarter ending December 2018	4,190	↓
Quarter ending March 2019	4,185	→
Quarter ending June 2019	4,118	↓
Quarter ending September 2019	4,109	→
Variance since September 2018	(4.1%)	↓



ACTIVITY



Month	Adjusted Scheduled Activity (UDA)	
	2019	2020
April	32	-74
May	815	550
June	1,501	1,049
July	2,588	2,411
August	4,077	3,239
September	4,552	3,905
October	5,545	
November	6,411	
December	7,150	
January	8,303	
February	9,033	
March	10,280	
April	11,176	
May	11,189	
June	11,237	

QUALITY

	Quantity	Base Number	Contract	AT	Region	England
% of FP17s for the same patient ID Re-attending within 3 months - Children	39	798	4.9%	11.1%	12.0%	11.5%
% of FP17s for the same patient ID Re-attending within 3 months - Adults	154	1,206	12.8%	16.6%	17.2%	15.4%
% of FP17s for the same patient ID Re-attending between 3 & 9 months - Children	276	798	34.6%	45.5%	49.4%	59.7%
% of FP17s for the same patient ID Re-attending between 3 & 9 months - Adults	466	1,206	38.6%	37.1%	39.2%	51.7%
% of FP17s for Band 1 Urgent Courses	45	1,753	2.6%	11.3%	11.0%	9.2%
% of FP17s Relating to Free Repair or Replacements	2	1,753	0.1%	0.5%	0.5%	0.7%
% of FP17s Relating to Continuations	66	1,753	3.8%	0.7%	0.7%	0.8%
% of Patients satisfied with the dentistry they have received	0	0	N/A	91.5%	90.9%	93.5%
% of Patients satisfied with the time they had to wait for an appointment	0	0	N/A	80.9%	83.7%	87.4%

* This is based on patients treated on this contract for their most recent course of treatment. Figures in italics indicate the base number of FP17s or Patient Questionnaire responses are less than 100. N/A is shown where the base number of responses is less than 10 during the period. % is calculated as Quantity/Base number*100

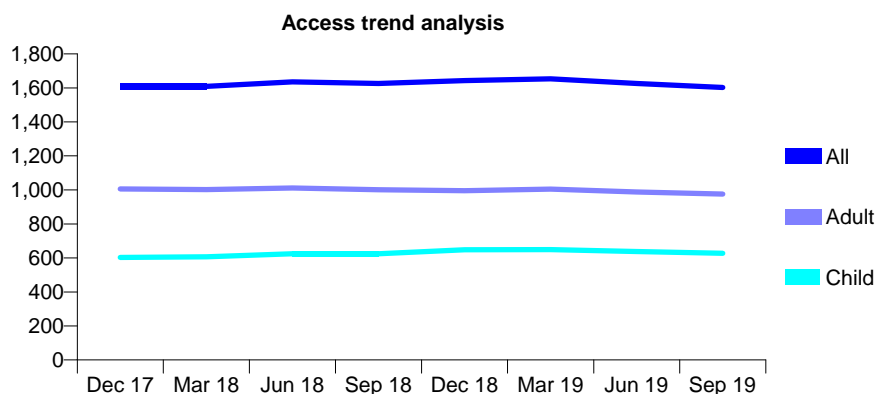
Q61 - Vital Signs At a Glance Contract Report for 673390/0001 - September 2019

Name or company name	MR A KOUCHEKIAN SABOUR
Contract type name	GDS Contract
Purpose of contract	General
Contract start date	01/04/2006
Contract end date	

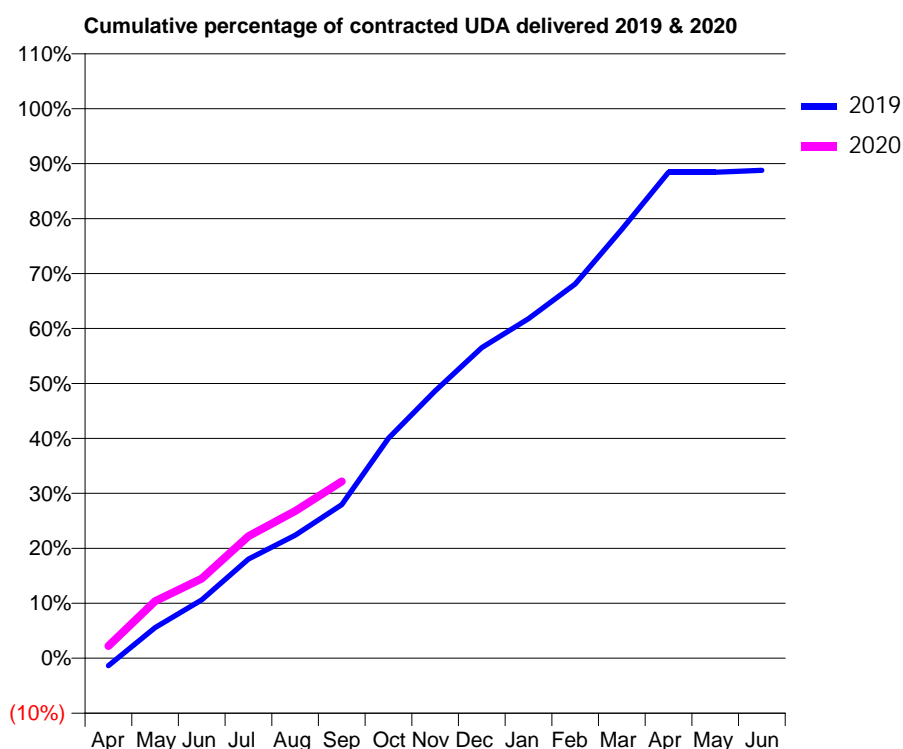
19/20 Contracted general activity (UDA)	6,846
Carry forward general activity (UDA)	0
19/20 Contracted orthodontic activity (UOA)	0
Carry forward orthodontic activity (UOA)	0
Baseline contract value	£210,551.97

ACCESS*

Patients seen in 24 months	Total	Change since previous quarter
Quarter ending September 2018	1,626	
Quarter ending December 2018	1,643	→
Quarter ending March 2019	1,653	→
Quarter ending June 2019	1,626	↓
Quarter ending September 2019	1,602	↓
Variance since September 2018	(1.5%)	↓



ACTIVITY



Month	2019	2020
April	-93	152
May	381	711
June	727	992
July	1,235	1,521
August	1,532	1,833
September	1,912	2,202
October	2,741	
November	3,330	
December	3,868	
January	4,228	
February	4,663	
March	5,341	
April	6,054	
May	6,054	
June	6,078	

QUALITY

	Quantity	Base Number	Contract	AT	Region	England
% of FP17s for the same patient ID Re-attending within 3 months - Children	25	472	5.3%	11.1%	12.0%	11.5%
% of FP17s for the same patient ID Re-attending within 3 months - Adults	58	591	9.8%	16.6%	17.2%	15.4%
% of FP17s for the same patient ID Re-attending between 3 & 9 months - Children	353	472	74.8%	45.5%	49.4%	59.7%
% of FP17s for the same patient ID Re-attending between 3 & 9 months - Adults	300	591	50.8%	37.1%	39.2%	51.7%
% of FP17s for Band 1 Urgent Courses	141	858	16.4%	11.3%	11.0%	9.2%
% of FP17s Relating to Free Repair or Replacements	0	858	0.0%	0.5%	0.5%	0.7%
% of FP17s Relating to Continuations	4	858	0.5%	0.7%	0.7%	0.8%
% of Patients satisfied with the dentistry they have received	0	0	N/A	91.5%	90.9%	93.5%
% of Patients satisfied with the time they had to wait for an appointment	0	0	N/A	80.9%	83.7%	87.4%

* This is based on patients treated on this contract for their most recent course of treatment.

Figures in italics indicate the base number of FP17s or Patient Questionnaire responses are less than 100. N/A is shown where the base number of responses is less than 10 during the period. % is calculated as Quantity/Base number*100

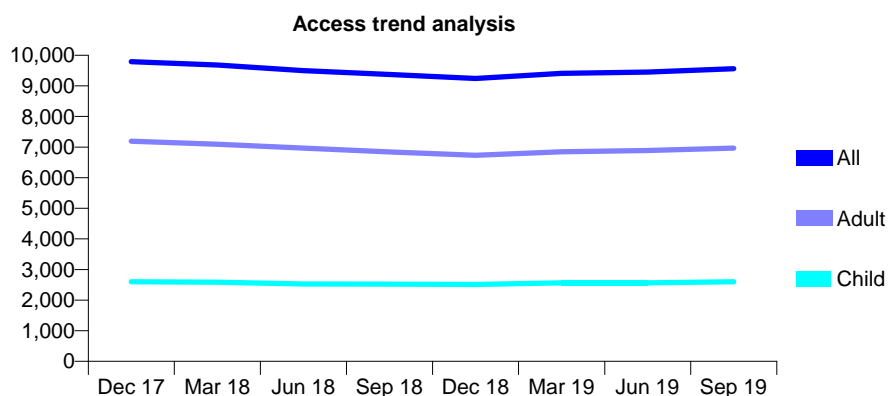
Q61 - Vital Signs At a Glance Contract Report for 673943/0001 - September 2019

Name or company name	Pashazadeh, Moghadam and Moghaddam
Contract type name	GDS Contract
Purpose of contract	General
Contract start date	01/04/2006
Contract end date	

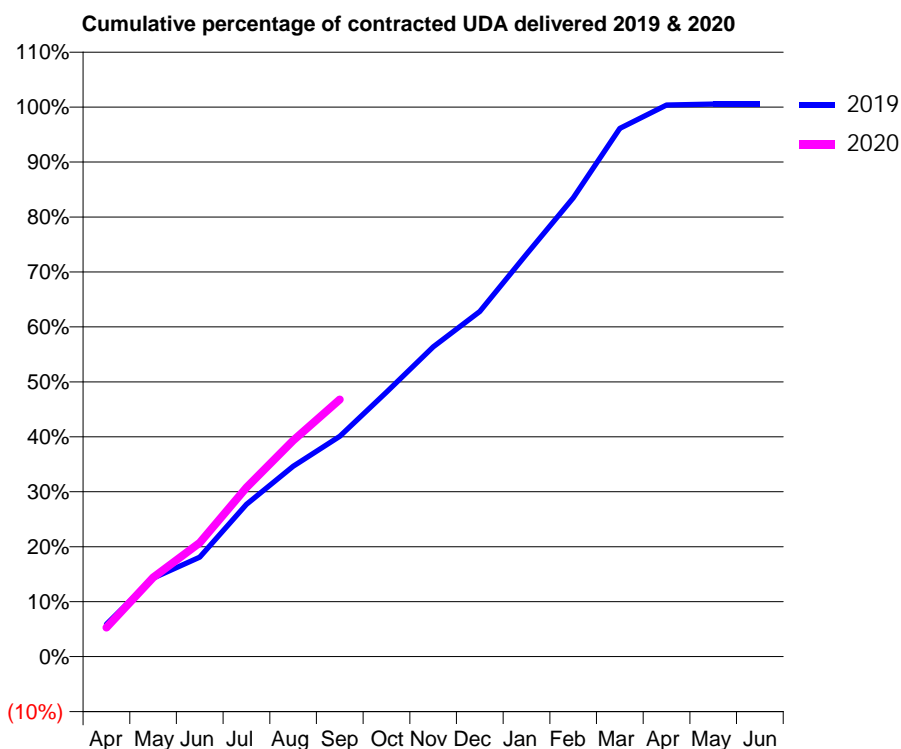
19/20 Contracted general activity (UDA)	33,784
Carry forward general activity (UDA)	-189
19/20 Contracted orthodontic activity (UOA)	0
Carry forward orthodontic activity (UOA)	0
Baseline contract value	£1,107,562.86

ACCESS*

Patients seen in 24 months	Total	Change since previous quarter
Quarter ending September 2018	9,369	
Quarter ending December 2018	9,242	↓
Quarter ending March 2019	9,411	→
Quarter ending June 2019	9,450	→
Quarter ending September 2019	9,561	→
Variance since September 2018	2.0%	↑



ACTIVITY



Month	Adjusted Scheduled Activity (UDA)	
	2019	2020
April	2,000	1,786
May	4,829	4,865
June	6,110	6,994
July	9,366	10,400
August	11,703	13,285
September	13,539	15,813
October	16,261	
November	19,037	
December	21,214	
January	24,737	
February	28,210	
March	32,467	
April	33,909	
May	33,974	
June	33,974	

QUALITY

	Quantity	Base Number	Contract	AT	Region	England
% of FP17s for the same patient ID Re-attending within 3 months - Children	163	1,582	10.3%	11.1%	12.0%	11.5%
% of FP17s for the same patient ID Re-attending within 3 months - Adults	632	3,850	16.4%	16.6%	17.2%	15.4%
% of FP17s for the same patient ID Re-attending between 3 & 9 months - Children	648	1,582	41.0%	45.5%	49.4%	59.7%
% of FP17s for the same patient ID Re-attending between 3 & 9 months - Adults	1,373	3,850	35.7%	37.1%	39.2%	51.7%
% of FP17s for Band 1 Urgent Courses	690	4,991	13.8%	11.3%	11.0%	9.2%
% of FP17s Relating to Free Repair or Replacements	12	4,991	0.2%	0.5%	0.5%	0.7%
% of FP17s Relating to Continuations	0	4,991	0.0%	0.7%	0.7%	0.8%
% of Patients satisfied with the dentistry they have received	1	1	N/A	91.5%	90.9%	93.5%
% of Patients satisfied with the time they had to wait for an appointment	1	1	N/A	80.9%	83.7%	87.4%

* This is based on patients treated on this contract for their most recent course of treatment. Figures in italics indicate the base number of FP17s or Patient Questionnaire responses are less than 100. N/A is shown where the base number of responses is less than 10 during the period. % is calculated as Quantity/Base number*100

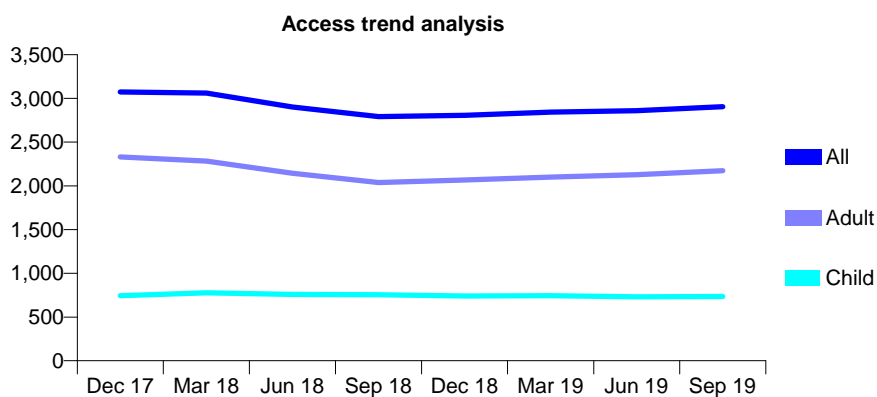
Q61 - Vital Signs At a Glance Contract Report for 675083/0001 - September 2019

Name or company name	MR S TABIBZADEH
Contract type name	GDS Contract
Purpose of contract	General
Contract start date	01/04/2006
Contract end date	

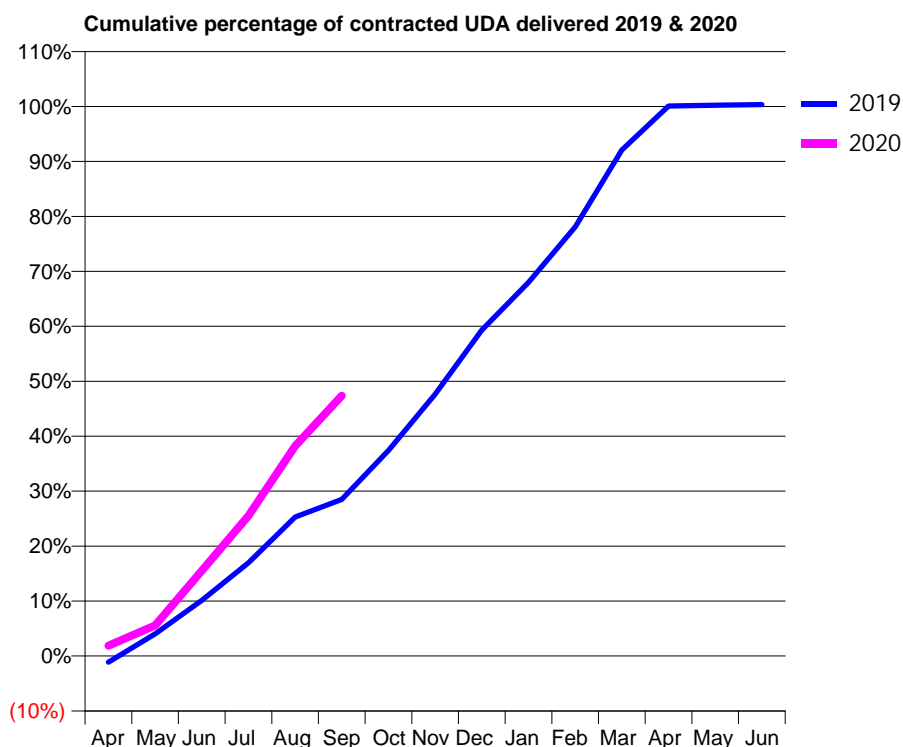
19/20 Contracted general activity (UDA)	13,995
Carry forward general activity (UDA)	-46
19/20 Contracted orthodontic activity (UOA)	0
Carry forward orthodontic activity (UOA)	0
Baseline contract value	£505,755.30

ACCESS*

Patients seen in 24 months	Total	Change since previous quarter
Quarter ending September 2018	2,792	
Quarter ending December 2018	2,807	→
Quarter ending March 2019	2,843	→
Quarter ending June 2019	2,858	→
Quarter ending September 2019	2,906	→
Variance since September 2018	4.1%	↑



ACTIVITY



Month	Adjusted Scheduled Activity (UDA)	
	2019	2020
April	-159	263
May	565	784
June	1,417	2,173
July	2,377	3,571
August	3,541	5,350
September	3,987	6,631
October	5,236	
November	6,672	
December	8,302	
January	9,513	
February	10,926	
March	12,887	
April	14,004	
May	14,028	
June	14,041	

QUALITY

	Quantity	Base Number	Contract	AT	Region	England
% of FP17s for the same patient ID Re-attending within 3 months - Children	10	308	3.2%	11.1%	12.0%	11.5%
% of FP17s for the same patient ID Re-attending within 3 months - Adults	92	1,031	8.9%	16.6%	17.2%	15.4%
% of FP17s for the same patient ID Re-attending between 3 & 9 months - Children	71	308	23.1%	45.5%	49.4%	59.7%
% of FP17s for the same patient ID Re-attending between 3 & 9 months - Adults	249	1,031	24.2%	37.1%	39.2%	51.7%
% of FP17s for Band 1 Urgent Courses	109	1,144	9.5%	11.3%	11.0%	9.2%
% of FP17s Relating to Free Repair or Replacements	2	1,144	0.2%	0.5%	0.5%	0.7%
% of FP17s Relating to Continuations	4	1,144	0.3%	0.7%	0.7%	0.8%
% of Patients satisfied with the dentistry they have received	0	0	N/A	91.5%	90.9%	93.5%
% of Patients satisfied with the time they had to wait for an appointment	0	0	N/A	80.9%	83.7%	87.4%

* This is based on patients treated on this contract for their most recent course of treatment. Figures in italics indicate the base number of FP17s or Patient Questionnaire responses are less than 100. N/A is shown where the base number of responses is less than 10 during the period. % is calculated as Quantity/Base number*100

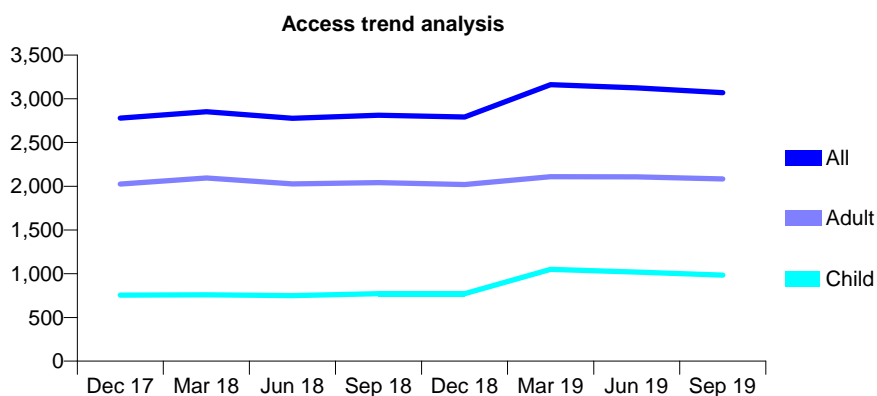
Q61 - Vital Signs At a Glance Contract Report for 677809/0001 - September 2019

Name or company name	MR QM KHALIL
Contract type name	GDS Contract
Purpose of contract	General
Contract start date	01/04/2006
Contract end date	

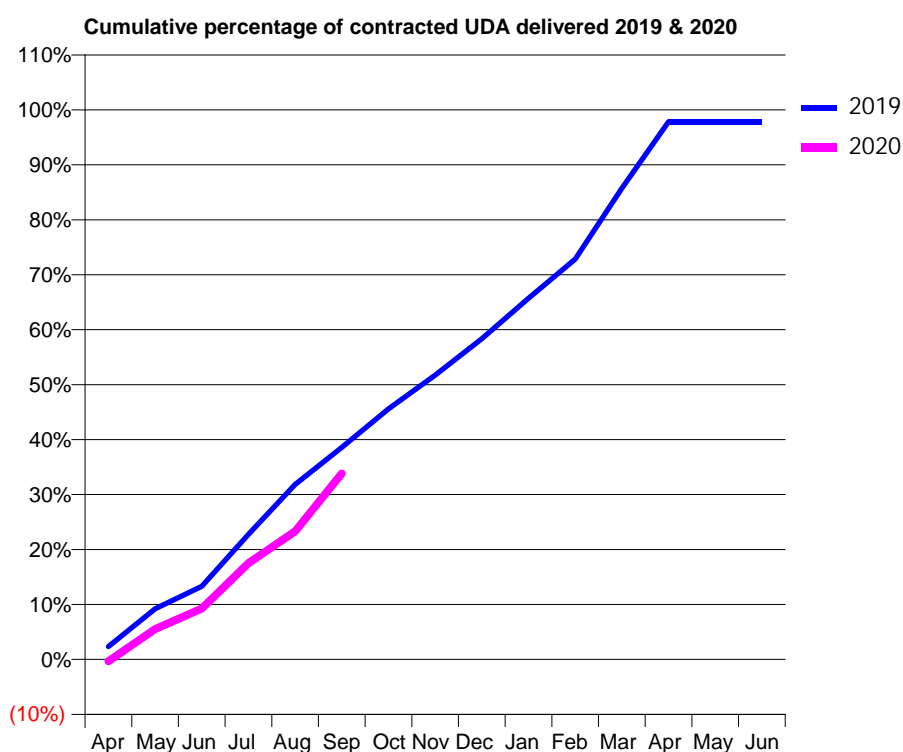
19/20 Contracted general activity (UDA)	10,923
Carry forward general activity (UDA)	236
19/20 Contracted orthodontic activity (UOA)	0
Carry forward orthodontic activity (UOA)	0
Baseline contract value	£338,960.67

ACCESS*

Patients seen in 24 months	Total	Change since previous quarter
Quarter ending September 2018	2,812	
Quarter ending December 2018	2,791	→
Quarter ending March 2019	3,160	↑
Quarter ending June 2019	3,125	↓
Quarter ending September 2019	3,069	↓
Variance since September 2018	9.1%	↑



ACTIVITY



Month	2019	2020
April	256	-39
May	1,008	602
June	1,451	1,011
July	2,487	1,915
August	3,479	2,547
September	4,212	3,693
October	4,979	
November	5,651	
December	6,373	
January	7,180	
February	7,957	
March	9,363	
April	10,687	
May	10,687	
June	10,687	

QUALITY

	Quantity	Base Number	Contract	AT	Region	England
% of FP17s for the same patient ID Re-attending within 3 months - Children	36	619	5.8%	11.1%	12.0%	11.5%
% of FP17s for the same patient ID Re-attending within 3 months - Adults	120	1,007	11.9%	16.6%	17.2%	15.4%
% of FP17s for the same patient ID Re-attending between 3 & 9 months - Children	253	619	40.9%	45.5%	49.4%	59.7%
% of FP17s for the same patient ID Re-attending between 3 & 9 months - Adults	371	1,007	36.8%	37.1%	39.2%	51.7%
% of FP17s for Band 1 Urgent Courses	133	1,255	10.6%	11.3%	11.0%	9.2%
% of FP17s Relating to Free Repair or Replacements	2	1,255	0.2%	0.5%	0.5%	0.7%
% of FP17s Relating to Continuations	3	1,255	0.2%	0.7%	0.7%	0.8%
% of Patients satisfied with the dentistry they have received	1	1	N/A	91.5%	90.9%	93.5%
% of Patients satisfied with the time they had to wait for an appointment	1	1	N/A	80.9%	83.7%	87.4%

* This is based on patients treated on this contract for their most recent course of treatment. Figures in italics indicate the base number of FP17s or Patient Questionnaire responses are less than 100. N/A is shown where the base number of responses is less than 10 during the period. % is calculated as Quantity/Base number*100

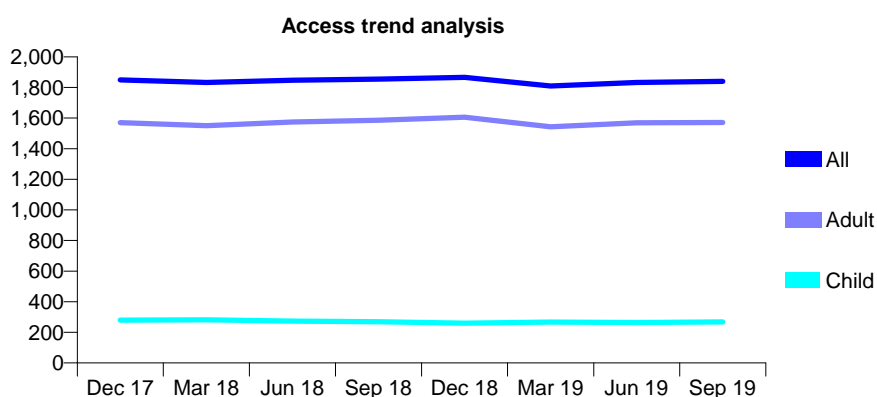
Q61 - Vital Signs At a Glance Contract Report for 680761/0002 - September 2019

Name or company name	MISS A KHAN
Contract type name	GDS Contract
Purpose of contract	General
Contract start date	15/03/2012
Contract end date	

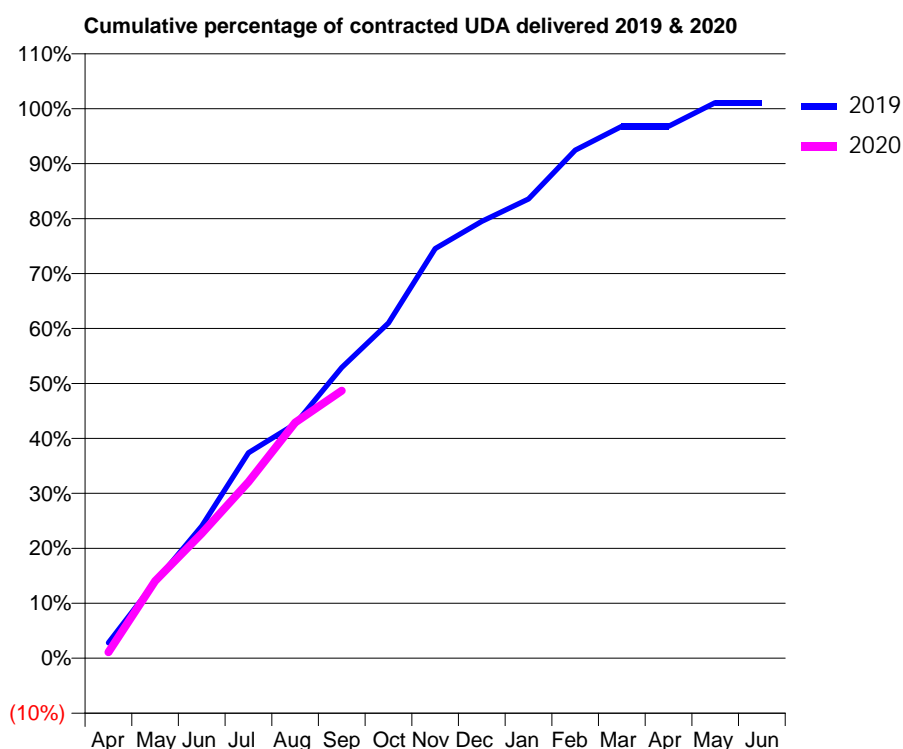
19/20 Contracted general activity (UDA)	6,000
Carry forward general activity (UDA)	-66
19/20 Contracted orthodontic activity (UOA)	0
Carry forward orthodontic activity (UOA)	0
Baseline contract value	£170,867.93

ACCESS*

Patients seen in 24 months	Total	Change since previous quarter
Quarter ending September 2018	1,855	
Quarter ending December 2018	1,866	→
Quarter ending March 2019	1,810	↓
Quarter ending June 2019	1,833	→
Quarter ending September 2019	1,840	→
Variance since September 2018	(0.8%)	→



ACTIVITY



Adjusted Scheduled Activity (UDA)		
Month	2019	2020
April	169	66
May	833	844
June	1,443	1,362
July	2,243	1,924
August	2,557	2,573
September	3,175	2,920
October	3,660	
November	4,472	
December	4,769	
January	5,014	
February	5,546	
March	5,808	
April	5,808	
May	6,066	
June	6,067	

QUALITY

	Quantity	Base Number	Contract	AT	Region	England
% of FP17s for the same patient ID Re-attending within 3 months - Children	12	159	7.5%	11.1%	12.0%	11.5%
% of FP17s for the same patient ID Re-attending within 3 months - Adults	197	916	21.5%	16.6%	17.2%	15.4%
% of FP17s for the same patient ID Re-attending between 3 & 9 months - Children	67	159	42.1%	45.5%	49.4%	59.7%
% of FP17s for the same patient ID Re-attending between 3 & 9 months - Adults	347	916	37.9%	37.1%	39.2%	51.7%
% of FP17s for Band 1 Urgent Courses	107	958	11.2%	11.3%	11.0%	9.2%
% of FP17s Relating to Free Repair or Replacements	16	958	1.7%	0.5%	0.5%	0.7%
% of FP17s Relating to Continuations	14	958	1.5%	0.7%	0.7%	0.8%
% of Patients satisfied with the dentistry they have received	0	0	N/A	91.5%	90.9%	93.5%
% of Patients satisfied with the time they had to wait for an appointment	0	0	N/A	80.9%	83.7%	87.4%

* This is based on patients treated on this contract for their most recent course of treatment.

Figures in italics indicate the base number of FP17s or Patient Questionnaire responses are less than 100. N/A is shown where the base number of responses is less than 10 during the period. % is calculated as Quantity/Base number*100

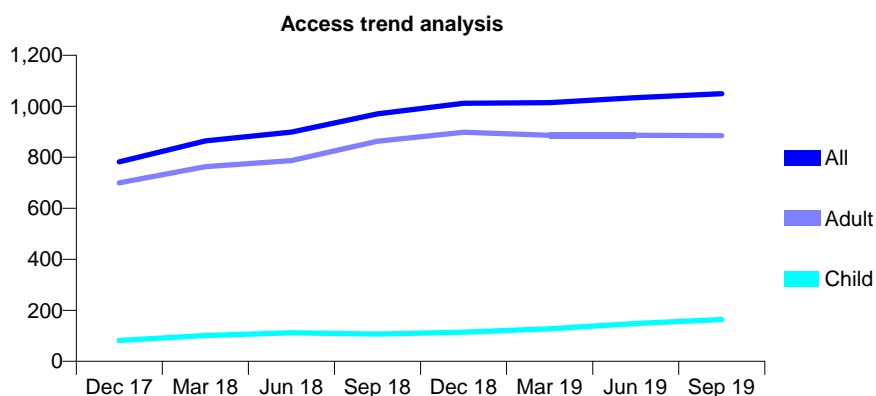
Q61 - Vital Signs At a Glance Contract Report for 681601/0001 - September 2019

Name or company name	Dental Centre @N4
Contract type name	GDS Contract
Purpose of contract	General
Contract start date	01/04/2006
Contract end date	

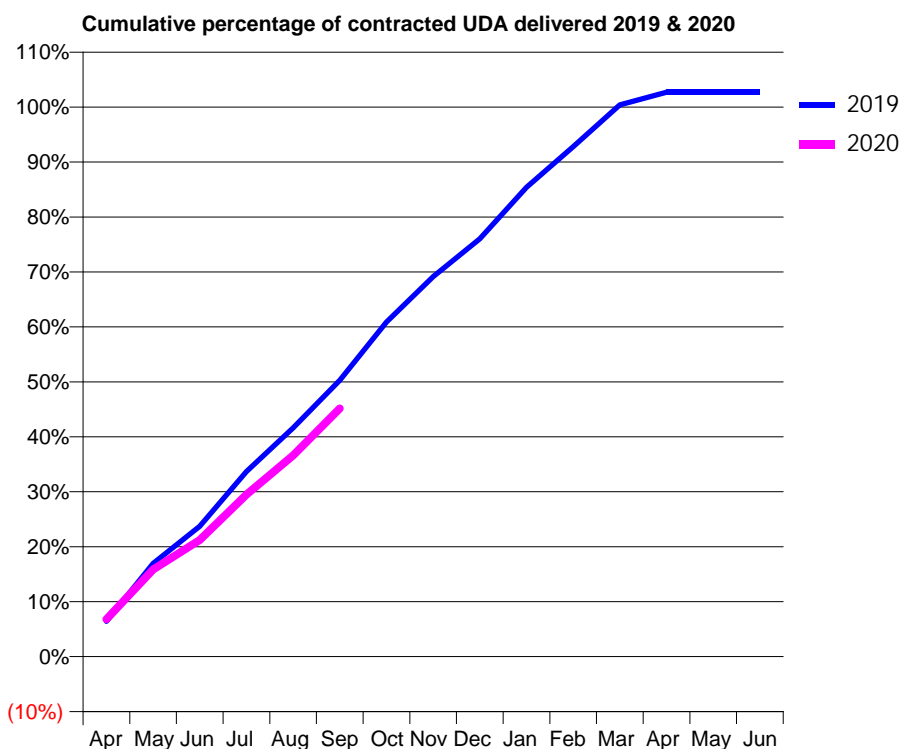
19/20 Contracted general activity (UDA)	3,000
Carry forward general activity (UDA)	-60
19/20 Contracted orthodontic activity (UOA)	0
Carry forward orthodontic activity (UOA)	0
Baseline contract value	£82,415.47

ACCESS*

Patients seen in 24 months	Total	Change since previous quarter
Quarter ending September 2018	970	
Quarter ending December 2018	1,012	↑
Quarter ending March 2019	1,014	→
Quarter ending June 2019	1,034	→
Quarter ending September 2019	1,049	→
Variance since September 2018	8.1%	↑



ACTIVITY



Month	Adjusted Scheduled Activity (UDA)	
	2019	2020
April	193	204
May	509	475
June	712	637
July	1,011	885
August	1,249	1,099
September	1,508	1,355
October	1,826	
November	2,075	
December	2,280	
January	2,562	
February	2,784	
March	3,012	
April	3,081	
May	3,081	
June	3,082	

QUALITY

	Quantity	Base Number	Contract	AT	Region	England
% of FP17s for the same patient ID Re-attending within 3 months - Children	10	109	9.2%	11.1%	12.0%	11.5%
% of FP17s for the same patient ID Re-attending within 3 months - Adults	81	423	19.1%	16.6%	17.2%	15.4%
% of FP17s for the same patient ID Re-attending between 3 & 9 months - Children	47	109	43.1%	45.5%	49.4%	59.7%
% of FP17s for the same patient ID Re-attending between 3 & 9 months - Adults	154	423	36.4%	37.1%	39.2%	51.7%
% of FP17s for Band 1 Urgent Courses	103	509	20.2%	11.3%	11.0%	9.2%
% of FP17s Relating to Free Repair or Replacements	3	509	0.6%	0.5%	0.5%	0.7%
% of FP17s Relating to Continuations	0	509	0.0%	0.7%	0.7%	0.8%
% of Patients satisfied with the dentistry they have received	1	1	N/A	91.5%	90.9%	93.5%
% of Patients satisfied with the time they had to wait for an appointment	1	1	N/A	80.9%	83.7%	87.4%

* This is based on patients treated on this contract for their most recent course of treatment. Figures in italics indicate the base number of FP17s or Patient Questionnaire responses are less than 100. N/A is shown where the base number of responses is less than 10 during the period. % is calculated as Quantity/Base number*100

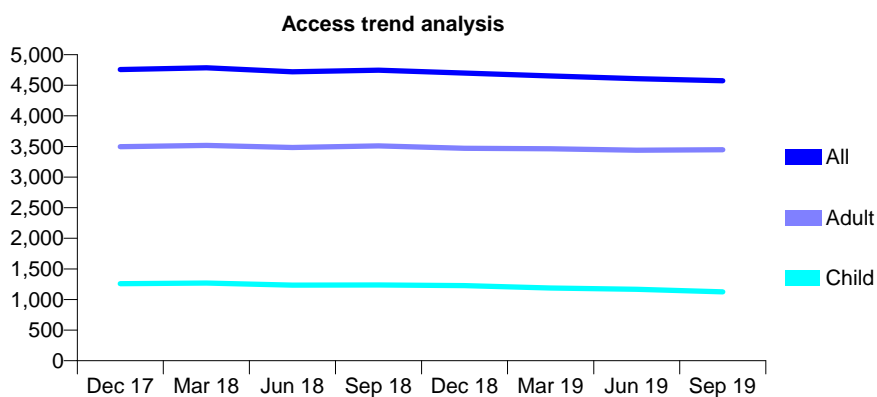
Q61 - Vital Signs At a Glance Contract Report for 683116/0001 - September 2019

Name or company name	MR SC KAPADIA
Contract type name	GDS Contract
Purpose of contract	General
Contract start date	01/04/2009
Contract end date	

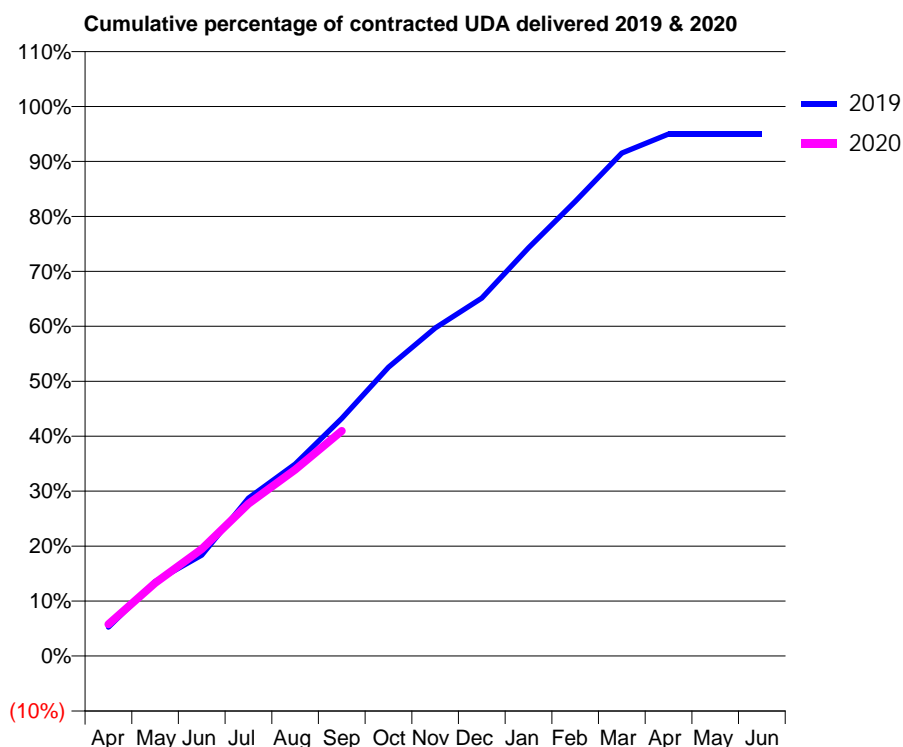
19/20 Contracted general activity (UDA)	13,747
Carry forward general activity (UDA)	0
19/20 Contracted orthodontic activity (UOA)	0
Carry forward orthodontic activity (UOA)	0
Baseline contract value	£340,640.95

ACCESS*

Patients seen in 24 months	Total	Change since previous quarter
Quarter ending September 2018	4,747	
Quarter ending December 2018	4,698	↓
Quarter ending March 2019	4,652	→
Quarter ending June 2019	4,607	→
Quarter ending September 2019	4,574	→
Variance since September 2018	(3.6%)	↓



ACTIVITY



Month	Adjusted Scheduled Activity (UDA)	
	2019	2020
April	722	795
May	1,862	1,829
June	2,523	2,677
July	3,948	3,813
August	4,802	4,663
September	5,944	5,631
October	7,224	
November	8,205	
December	8,956	
January	10,209	
February	11,372	
March	12,581	
April	13,059	
May	13,055	
June	13,054	

QUALITY

	Quantity	Base Number	Contract	AT	Region	England
% of FP17s for the same patient ID Re-attending within 3 months - Children	20	740	2.7%	11.1%	12.0%	11.5%
% of FP17s for the same patient ID Re-attending within 3 months - Adults	139	1,969	7.1%	16.6%	17.2%	15.4%
% of FP17s for the same patient ID Re-attending between 3 & 9 months - Children	445	740	60.1%	45.5%	49.4%	59.7%
% of FP17s for the same patient ID Re-attending between 3 & 9 months - Adults	1,124	1,969	57.1%	37.1%	39.2%	51.7%
% of FP17s for Band 1 Urgent Courses	105	2,546	4.1%	11.3%	11.0%	9.2%
% of FP17s Relating to Free Repair or Replacements	7	2,546	0.3%	0.5%	0.5%	0.7%
% of FP17s Relating to Continuations	0	2,546	0.0%	0.7%	0.7%	0.8%
% of Patients satisfied with the dentistry they have received	0	0	N/A	91.5%	90.9%	93.5%
% of Patients satisfied with the time they had to wait for an appointment	0	0	N/A	80.9%	83.7%	87.4%

* This is based on patients treated on this contract for their most recent course of treatment.

Figures in italics indicate the base number of FP17s or Patient Questionnaire responses are less than 100. N/A is shown where the base number of responses is less than 10 during the period. % is calculated as Quantity/Base number*100

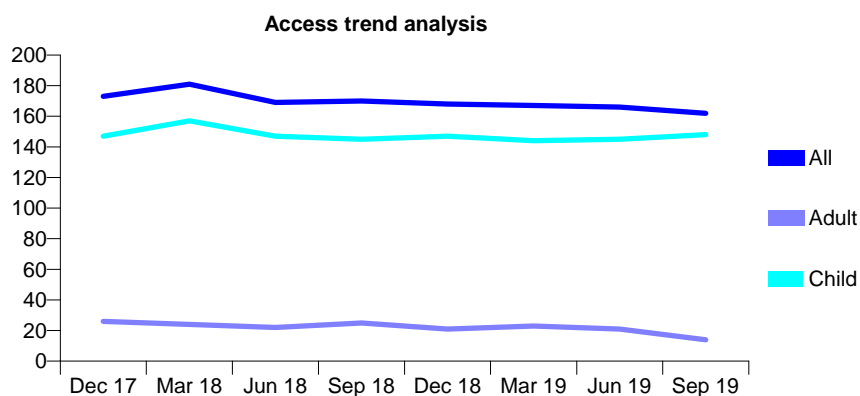
Q61 - Vital Signs At a Glance Contract Report for 683434/0001 - September 2019

Name or company name	MR F BASSEGHI
Contract type name	GDS Contract
Purpose of contract	General
Contract start date	01/04/2006
Contract end date	

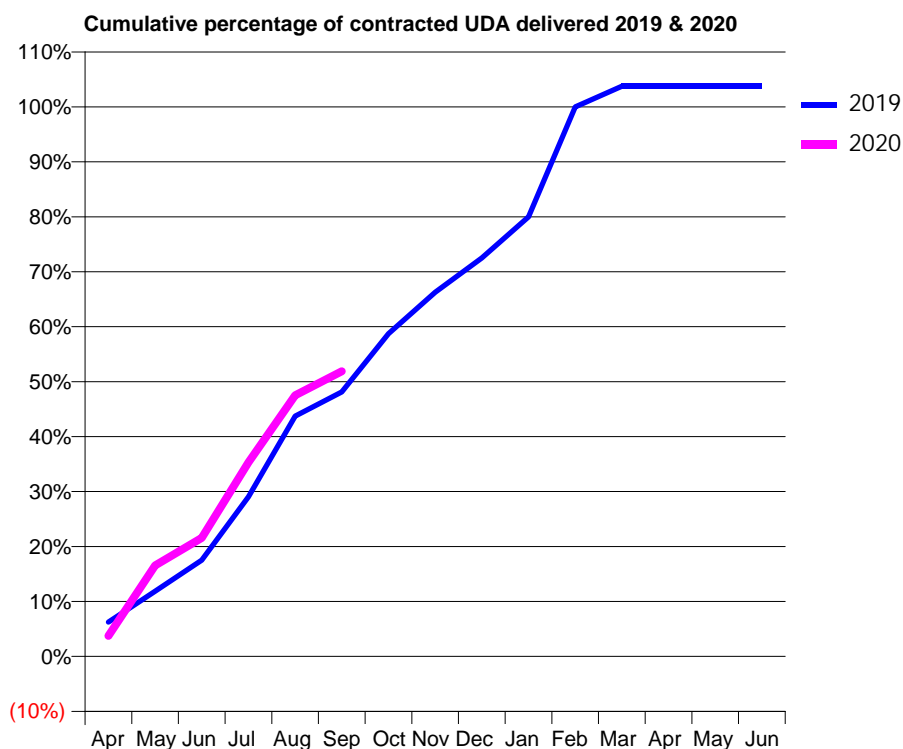
19/20 Contracted general activity (UDA)	320
Carry forward general activity (UDA)	-6
19/20 Contracted orthodontic activity (UOA)	0
Carry forward orthodontic activity (UOA)	0
Baseline contract value	£12,383.74

ACCESS*

Patients seen in 24 months	Total	Change since previous quarter
Quarter ending September 2018	170	
Quarter ending December 2018	168	↓
Quarter ending March 2019	167	→
Quarter ending June 2019	166	→
Quarter ending September 2019	162	↓
Variance since September 2018	(4.7%)	↓



ACTIVITY



Month	2019	2020
April	20	12
May	38	53
June	56	69
July	93	113
August	140	152
September	154	166
October	188	
November	212	
December	232	
January	256	
February	320	
March	332	
April	332	
May	332	
June	332	

QUALITY

	Quantity	Base Number	Contract	AT	Region	England
% of FP17s for the same patient ID Re-attending within 3 months - Children	8	111	7.2%	11.1%	12.0%	11.5%
% of FP17s for the same patient ID Re-attending within 3 months - Adults	1	5	20.0%	16.6%	17.2%	15.4%
% of FP17s for the same patient ID Re-attending between 3 & 9 months - Children	52	111	46.8%	45.5%	49.4%	59.7%
% of FP17s for the same patient ID Re-attending between 3 & 9 months - Adults	3	5	60.0%	37.1%	39.2%	51.7%
% of FP17s for Band 1 Urgent Courses	0	116	0.0%	11.3%	11.0%	9.2%
% of FP17s Relating to Free Repair or Replacements	0	116	0.0%	0.5%	0.5%	0.7%
% of FP17s Relating to Continuations	0	116	0.0%	0.7%	0.7%	0.8%
% of Patients satisfied with the dentistry they have received	0	0	N/A	91.5%	90.9%	93.5%
% of Patients satisfied with the time they had to wait for an appointment	0	0	N/A	80.9%	83.7%	87.4%

* This is based on patients treated on this contract for their most recent course of treatment. Figures in italics indicate the base number of FP17s or Patient Questionnaire responses are less than 100. N/A is shown where the base number of responses is less than 10 during the period. % is calculated as Quantity/Base number*100

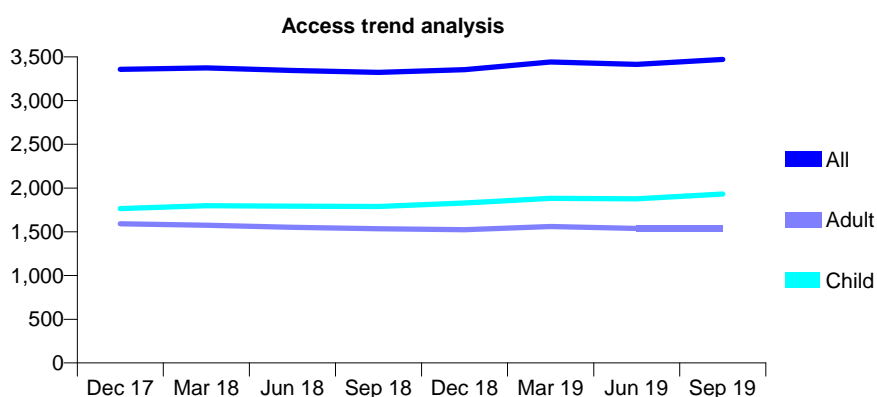
Q61 - Vital Signs At a Glance Contract Report for 685763/0001 - September 2019

Name or company name	MR S CHAUDHURI
Contract type name	GDS Contract
Purpose of contract	General
Contract start date	01/04/2008
Contract end date	

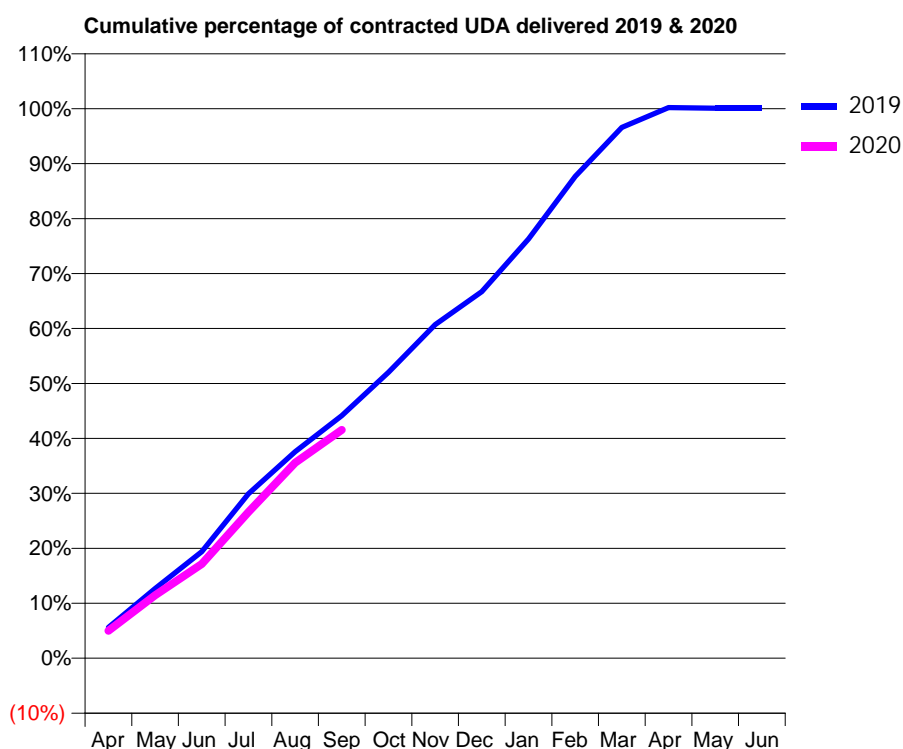
19/20 Contracted general activity (UDA)	12,935
Carry forward general activity (UDA)	0
19/20 Contracted orthodontic activity (UOA)	0
Carry forward orthodontic activity (UOA)	0
Baseline contract value	£399,418.58

ACCESS*

Patients seen in 24 months	Total	Change since previous quarter
Quarter ending September 2018	3,323	
Quarter ending December 2018	3,354	→
Quarter ending March 2019	3,441	↑
Quarter ending June 2019	3,414	→
Quarter ending September 2019	3,470	→
Variance since September 2018	4.4%	↑



ACTIVITY



Month	2019	2020
April	727	648
May	1,639	1,482
June	2,505	2,216
July	3,873	3,443
August	4,860	4,605
September	5,709	5,371
October	6,729	
November	7,852	
December	8,626	
January	9,867	
February	11,340	
March	12,493	
April	12,958	
May	12,946	
June	12,946	

QUALITY

	Quantity	Base Number	Contract	AT	Region	England
% of FP17s for the same patient ID Re-attending within 3 months - Children	128	1,402	9.1%	11.1%	12.0%	11.5%
% of FP17s for the same patient ID Re-attending within 3 months - Adults	202	963	21.0%	16.6%	17.2%	15.4%
% of FP17s for the same patient ID Re-attending between 3 & 9 months - Children	847	1,402	60.4%	45.5%	49.4%	59.7%
% of FP17s for the same patient ID Re-attending between 3 & 9 months - Adults	450	963	46.7%	37.1%	39.2%	51.7%
% of FP17s for Band 1 Urgent Courses	207	2,216	9.3%	11.3%	11.0%	9.2%
% of FP17s Relating to Free Repair or Replacements	1	2,216	0.0%	0.5%	0.5%	0.7%
% of FP17s Relating to Continuations	0	2,216	0.0%	0.7%	0.7%	0.8%
% of Patients satisfied with the dentistry they have received	0	0	N/A	91.5%	90.9%	93.5%
% of Patients satisfied with the time they had to wait for an appointment	0	0	N/A	80.9%	83.7%	87.4%

* This is based on patients treated on this contract for their most recent course of treatment.

Figures in italics indicate the base number of FP17s or Patient Questionnaire responses are less than 100. N/A is shown where the base number of responses is less than 10 during the period. % is calculated as Quantity/Base number*100

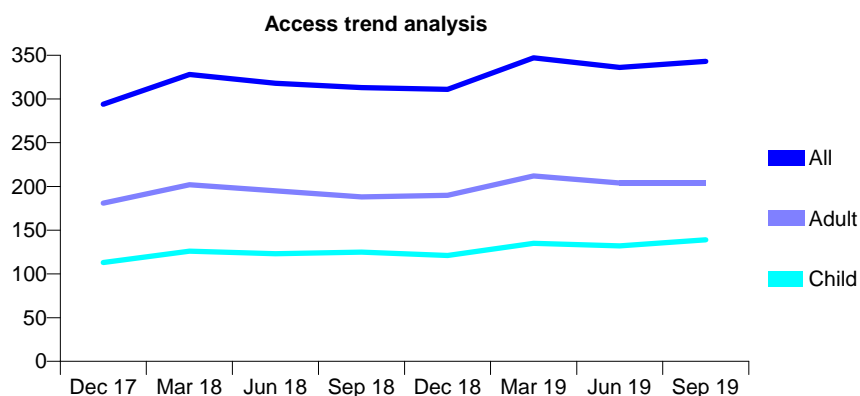
Q61 - Vital Signs At a Glance Contract Report for 687073/0001 - September 2019

Name or company name	MR H ALI
Contract type name	GDS Contract
Purpose of contract	General
Contract start date	01/04/2008
Contract end date	

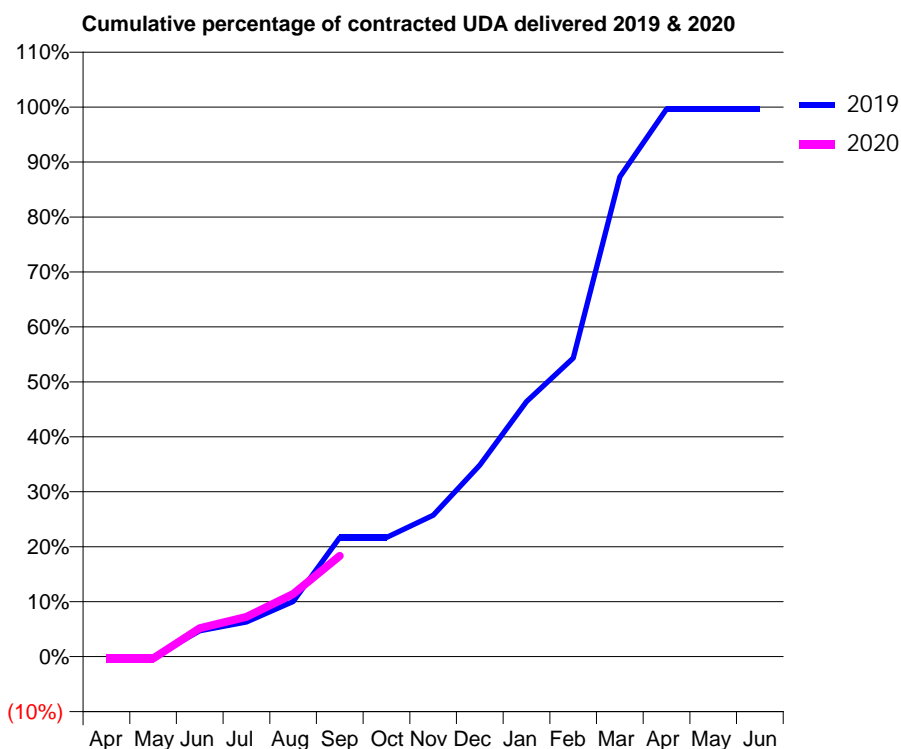
19/20 Contracted general activity (UDA)	1,376
Carry forward general activity (UDA)	5
19/20 Contracted orthodontic activity (UOA)	0
Carry forward orthodontic activity (UOA)	0
Baseline contract value	£38,877.13

ACCESS*

Patients seen in 24 months	Total	Change since previous quarter
Quarter ending September 2018	313	
Quarter ending December 2018	311	→
Quarter ending March 2019	347	↑
Quarter ending June 2019	336	↓
Quarter ending September 2019	343	↑
Variance since September 2018	9.6%	↑



ACTIVITY



Month	Adjusted Scheduled Activity (UDA)	
	2019	2020
April	-2	-5
May	-2	-5
June	65	71
July	87	100
August	138	157
September	298	252
October	298	
November	354	
December	480	
January	639	
February	747	
March	1,201	
April	1,371	
May	1,371	
June	1,371	

QUALITY

	Quantity	Base Number	Contract	AT	Region	England
% of FP17s for the same patient ID Re-attending within 3 months - Children	3	66	4.5%	11.1%	12.0%	11.5%
% of FP17s for the same patient ID Re-attending within 3 months - Adults	2	60	3.3%	16.6%	17.2%	15.4%
% of FP17s for the same patient ID Re-attending between 3 & 9 months - Children	35	66	53.0%	45.5%	49.4%	59.7%
% of FP17s for the same patient ID Re-attending between 3 & 9 months - Adults	26	60	43.3%	37.1%	39.2%	51.7%
% of FP17s for Band 1 Urgent Courses	6	101	5.9%	11.3%	11.0%	9.2%
% of FP17s Relating to Free Repair or Replacements	0	101	0.0%	0.5%	0.5%	0.7%
% of FP17s Relating to Continuations	1	101	1.0%	0.7%	0.7%	0.8%
% of Patients satisfied with the dentistry they have received	0	0	N/A	91.5%	90.9%	93.5%
% of Patients satisfied with the time they had to wait for an appointment	0	0	N/A	80.9%	83.7%	87.4%

* This is based on patients treated on this contract for their most recent course of treatment. Figures in italics indicate the base number of FP17s or Patient Questionnaire responses are less than 100. N/A is shown where the base number of responses is less than 10 during the period. % is calculated as Quantity/Base number*100

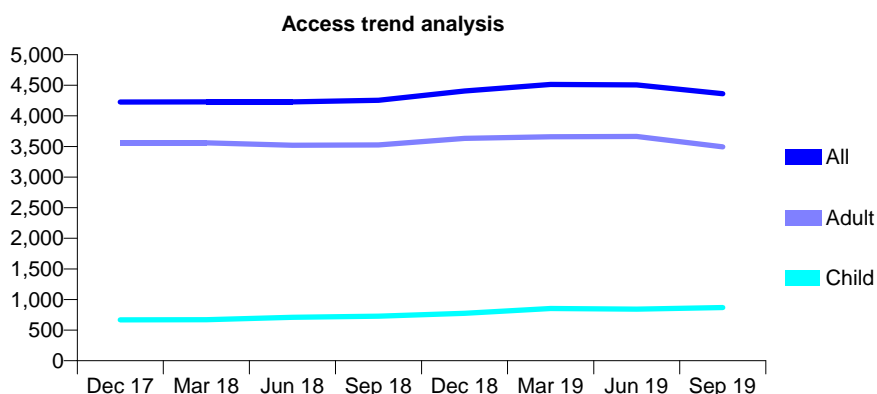
Q61 - Vital Signs At a Glance Contract Report for 687359/0001 - September 2019

Name or company name	MR K HADJI ALI AHMADI
Contract type name	GDS Contract
Purpose of contract	General
Contract start date	01/04/2006
Contract end date	

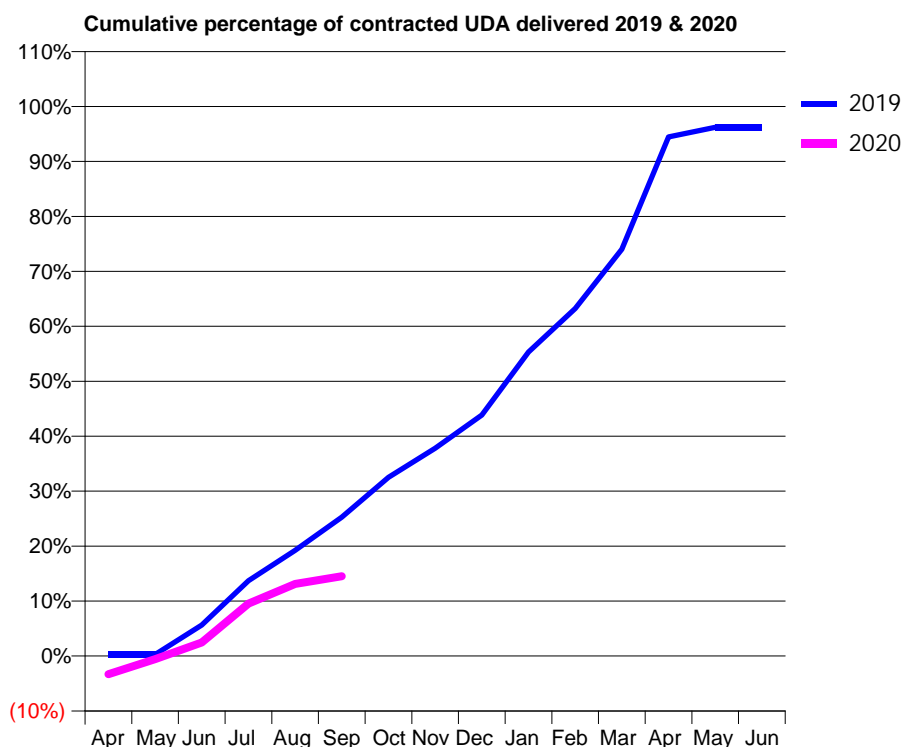
19/20 Contracted general activity (UDA)	17,540
Carry forward general activity (UDA)	665
19/20 Contracted orthodontic activity (UOA)	0
Carry forward orthodontic activity (UOA)	0
Baseline contract value	£652,828.19

ACCESS*

Patients seen in 24 months	Total	Change since previous quarter
Quarter ending September 2018	4,255	
Quarter ending December 2018	4,406	↑
Quarter ending March 2019	4,513	↑
Quarter ending June 2019	4,507	→
Quarter ending September 2019	4,363	↓
Variance since September 2018	2.5%	↑



ACTIVITY



Month	Adjusted Scheduled Activity (UDA)	
	2019	2020
April	47	-582
May	48	-104
June	988	433
July	2,404	1,677
August	3,373	2,301
September	4,433	2,548
October	5,704	
November	6,632	
December	7,690	
January	9,703	
February	11,093	
March	12,978	
April	16,567	
May	16,875	
June	16,875	

QUALITY

	Quantity	Base Number	Contract	AT	Region	England
% of FP17s for the same patient ID Re-attending within 3 months - Children	9	351	2.6%	11.1%	12.0%	11.5%
% of FP17s for the same patient ID Re-attending within 3 months - Adults	62	1,126	5.5%	16.6%	17.2%	15.4%
% of FP17s for the same patient ID Re-attending between 3 & 9 months - Children	82	351	23.4%	45.5%	49.4%	59.7%
% of FP17s for the same patient ID Re-attending between 3 & 9 months - Adults	243	1,126	21.6%	37.1%	39.2%	51.7%
% of FP17s for Band 1 Urgent Courses	29	804	3.6%	11.3%	11.0%	9.2%
% of FP17s Relating to Free Repair or Replacements	9	804	1.1%	0.5%	0.5%	0.7%
% of FP17s Relating to Continuations	0	804	0.0%	0.7%	0.7%	0.8%
% of Patients satisfied with the dentistry they have received	1	1	N/A	91.5%	90.9%	93.5%
% of Patients satisfied with the time they had to wait for an appointment	1	1	N/A	80.9%	83.7%	87.4%

* This is based on patients treated on this contract for their most recent course of treatment. Figures in italics indicate the base number of FP17s or Patient Questionnaire responses are less than 100. N/A is shown where the base number of responses is less than 10 during the period. % is calculated as Quantity/Base number*100

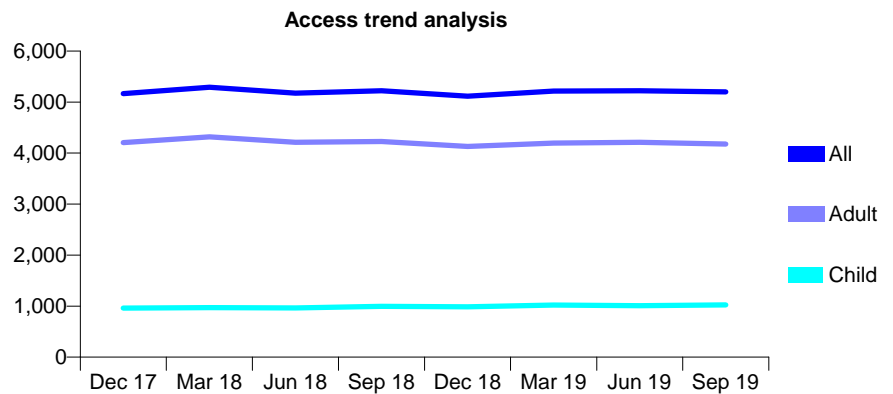
Q61 - Vital Signs At a Glance Contract Report for 688045/0001 - September 2019

Name or company name	MR M MOBASSERI
Contract type name	GDS Contract
Purpose of contract	General
Contract start date	03/07/2006
Contract end date	

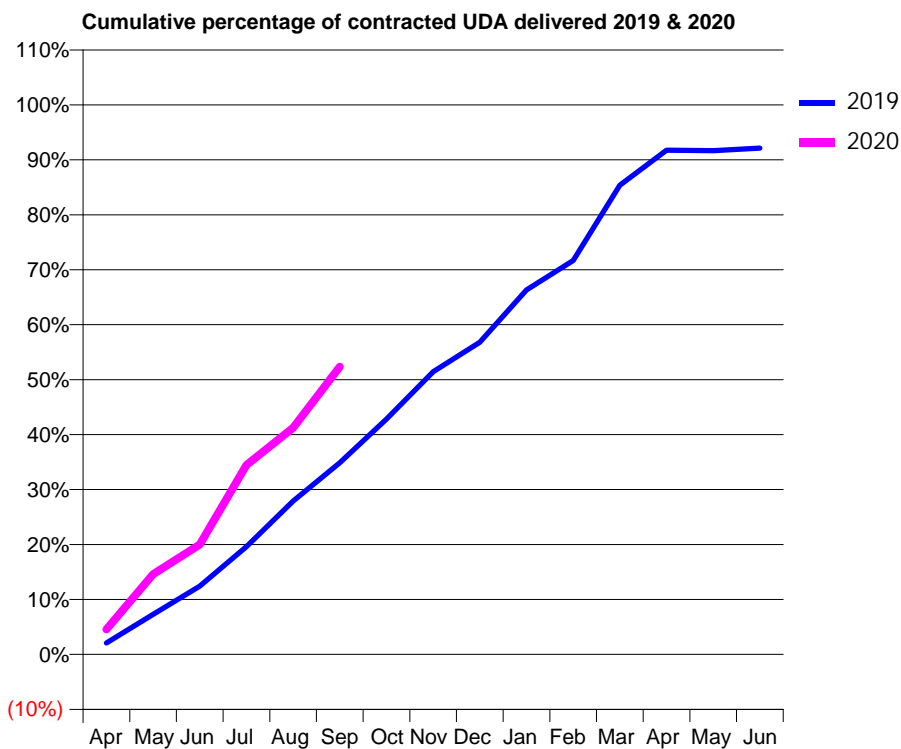
19/20 Contracted general activity (UDA)	18,111
Carry forward general activity (UDA)	0
19/20 Contracted orthodontic activity (UOA)	0
Carry forward orthodontic activity (UOA)	0
Baseline contract value	£612,119.73

ACCESS*

Patients seen in 24 months	Total	Change since previous quarter
Quarter ending September 2018	5,221	
Quarter ending December 2018	5,116	↓
Quarter ending March 2019	5,216	→
Quarter ending June 2019	5,223	→
Quarter ending September 2019	5,199	→
Variance since September 2018	(0.4%)	→



ACTIVITY



Month	2019	2020
April	378	830
May	1,321	2,645
June	2,250	3,622
July	3,553	6,241
August	5,056	7,475
September	6,318	9,483
October	7,754	
November	9,321	
December	10,286	
January	12,012	
February	12,985	
March	15,466	
April	16,615	
May	16,601	
June	16,684	

QUALITY

	Quantity	Base Number	Contract	AT	Region	England
% of FP17s for the same patient ID Re-attending within 3 months - Children	71	621	11.4%	11.1%	12.0%	11.5%
% of FP17s for the same patient ID Re-attending within 3 months - Adults	404	2,124	19.0%	16.6%	17.2%	15.4%
% of FP17s for the same patient ID Re-attending between 3 & 9 months - Children	203	621	32.7%	45.5%	49.4%	59.7%
% of FP17s for the same patient ID Re-attending between 3 & 9 months - Adults	499	2,124	23.5%	37.1%	39.2%	51.7%
% of FP17s for Band 1 Urgent Courses	508	2,501	20.3%	11.3%	11.0%	9.2%
% of FP17s Relating to Free Repair or Replacements	9	2,501	0.4%	0.5%	0.5%	0.7%
% of FP17s Relating to Continuations	6	2,501	0.2%	0.7%	0.7%	0.8%
% of Patients satisfied with the dentistry they have received	1	2	N/A	91.5%	90.9%	93.5%
% of Patients satisfied with the time they had to wait for an appointment	1	2	N/A	80.9%	83.7%	87.4%

* This is based on patients treated on this contract for their most recent course of treatment. Figures in italics indicate the base number of FP17s or Patient Questionnaire responses are less than 100. N/A is shown where the base number of responses is less than 10 during the period. % is calculated as Quantity/Base number*100

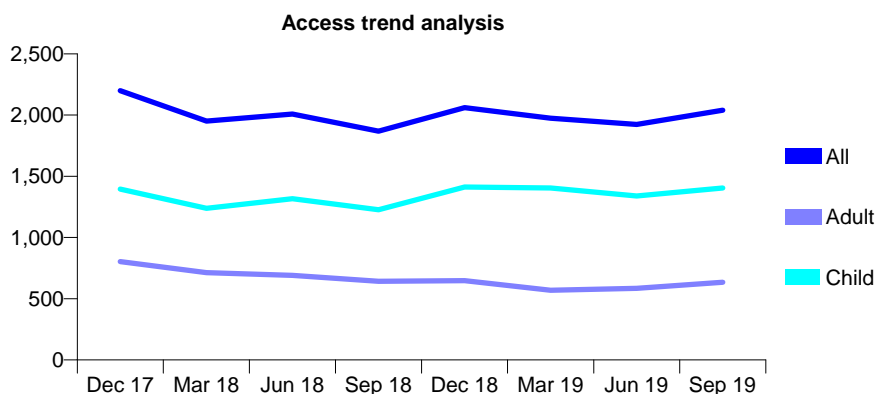
Q61 - Vital Signs At a Glance Contract Report for 689254/0005 - September 2019

Name or company name	MR M PATEL
Contract type name	GDS Contract
Purpose of contract	General
Contract start date	16/06/2010
Contract end date	

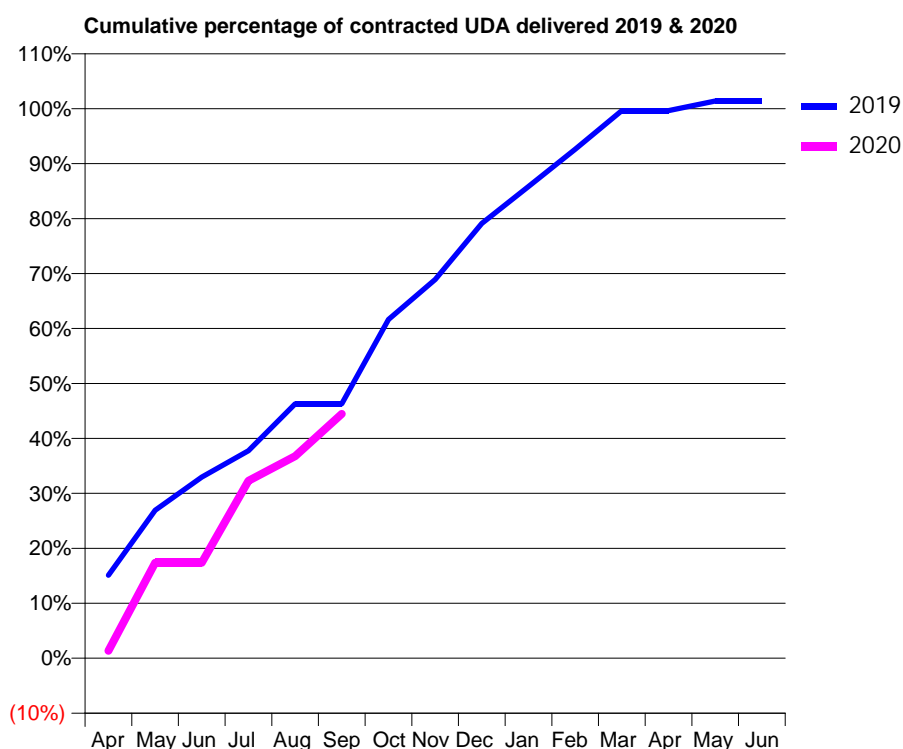
19/20 Contracted general activity (UDA)	9,508
Carry forward general activity (UDA)	-130
19/20 Contracted orthodontic activity (UOA)	0
Carry forward orthodontic activity (UOA)	0
Baseline contract value	£836,320.74

ACCESS*

Patients seen in 24 months	Total	Change since previous quarter
Quarter ending September 2018	1,869	
Quarter ending December 2018	2,060	↑
Quarter ending March 2019	1,974	↓
Quarter ending June 2019	1,923	↓
Quarter ending September 2019	2,040	↑
Variance since September 2018	9.1%	↑



ACTIVITY



Month	Adjusted Scheduled Activity (UDA)	
	2019	2020
April	1,437	130
May	2,559	1,652
June	3,131	1,652
July	3,591	3,070
August	4,400	3,497
September	4,400	4,228
October	5,859	
November	6,553	
December	7,523	
January	8,162	
February	8,805	
March	9,472	
April	9,472	
May	9,638	
June	9,638	

QUALITY

	Quantity	Base Number	Contract	AT	Region	England
% of FP17s for the same patient ID Re-attending within 3 months - Children	10	975	1.0%	11.1%	12.0%	11.5%
% of FP17s for the same patient ID Re-attending within 3 months - Adults	3	461	0.7%	16.6%	17.2%	15.4%
% of FP17s for the same patient ID Re-attending between 3 & 9 months - Children	12	975	1.2%	45.5%	49.4%	59.7%
% of FP17s for the same patient ID Re-attending between 3 & 9 months - Adults	2	461	0.4%	37.1%	39.2%	51.7%
% of FP17s for Band 1 Urgent Courses	5	1,382	0.4%	11.3%	11.0%	9.2%
% of FP17s Relating to Free Repair or Replacements	0	1,382	0.0%	0.5%	0.5%	0.7%
% of FP17s Relating to Continuations	0	1,382	0.0%	0.7%	0.7%	0.8%
% of Patients satisfied with the dentistry they have received	0	0	N/A	91.5%	90.9%	93.5%
% of Patients satisfied with the time they had to wait for an appointment	0	0	N/A	80.9%	83.7%	87.4%

* This is based on patients treated on this contract for their most recent course of treatment.

Figures in italics indicate the base number of FP17s or Patient Questionnaire responses are less than 100. N/A is shown where the base number of responses is less than 10 during the period. % is calculated as Quantity/Base number*100

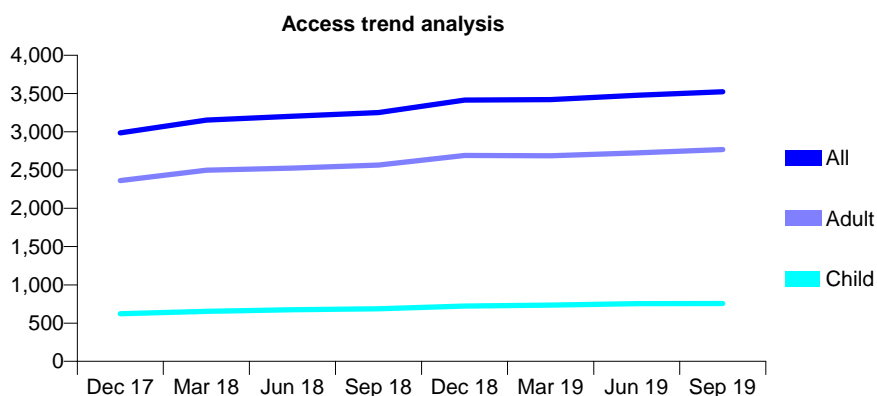
Q61 - Vital Signs At a Glance Contract Report for 689386/0003 - September 2019

Name or company name	MR SP DHAMI
Contract type name	GDS Contract
Purpose of contract	General
Contract start date	14/01/2010
Contract end date	

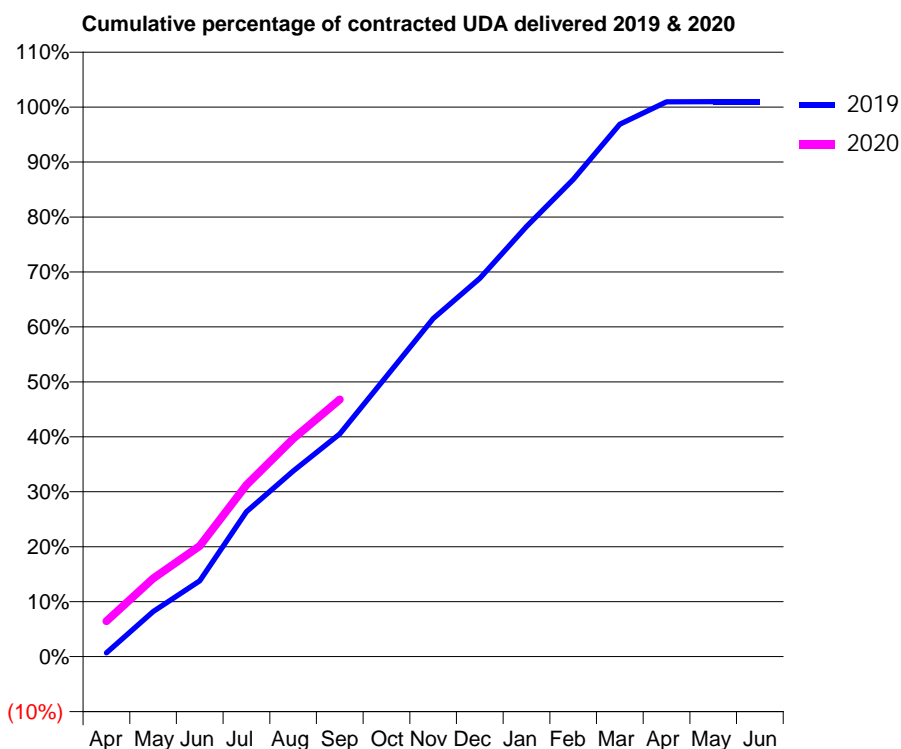
19/20 Contracted general activity (UDA)	11,716
Carry forward general activity (UDA)	-114
19/20 Contracted orthodontic activity (UOA)	0
Carry forward orthodontic activity (UOA)	0
Baseline contract value	£299,065.36

ACCESS*

Patients seen in 24 months	Total	Change since previous quarter
Quarter ending September 2018	3,251	
Quarter ending December 2018	3,413	↑
Quarter ending March 2019	3,421	→
Quarter ending June 2019	3,476	→
Quarter ending September 2019	3,523	→
Variance since September 2018	8.4%	↑



ACTIVITY



Month	Adjusted Scheduled Activity (UDA)	
	2019	2020
April	81	758
May	963	1,667
June	1,616	2,361
July	3,089	3,660
August	3,955	4,643
September	4,748	5,479
October	5,977	
November	7,208	
December	8,064	
January	9,169	
February	10,172	
March	11,350	
April	11,829	
May	11,830	
June	11,830	

QUALITY

	Quantity	Base Number	Contract	AT	Region	England
% of FP17s for the same patient ID Re-attending within 3 months - Children	69	503	13.7%	11.1%	12.0%	11.5%
% of FP17s for the same patient ID Re-attending within 3 months - Adults	304	1,673	18.2%	16.6%	17.2%	15.4%
% of FP17s for the same patient ID Re-attending between 3 & 9 months - Children	225	503	44.7%	45.5%	49.4%	59.7%
% of FP17s for the same patient ID Re-attending between 3 & 9 months - Adults	668	1,673	39.9%	37.1%	39.2%	51.7%
% of FP17s for Band 1 Urgent Courses	251	2,016	12.5%	11.3%	11.0%	9.2%
% of FP17s Relating to Free Repair or Replacements	35	2,016	1.7%	0.5%	0.5%	0.7%
% of FP17s Relating to Continuations	5	2,016	0.2%	0.7%	0.7%	0.8%
% of Patients satisfied with the dentistry they have received	0	0	N/A	91.5%	90.9%	93.5%
% of Patients satisfied with the time they had to wait for an appointment	0	0	N/A	80.9%	83.7%	87.4%

* This is based on patients treated on this contract for their most recent course of treatment. Figures in italics indicate the base number of FP17s or Patient Questionnaire responses are less than 100. N/A is shown where the base number of responses is less than 10 during the period. % is calculated as Quantity/Base number*100

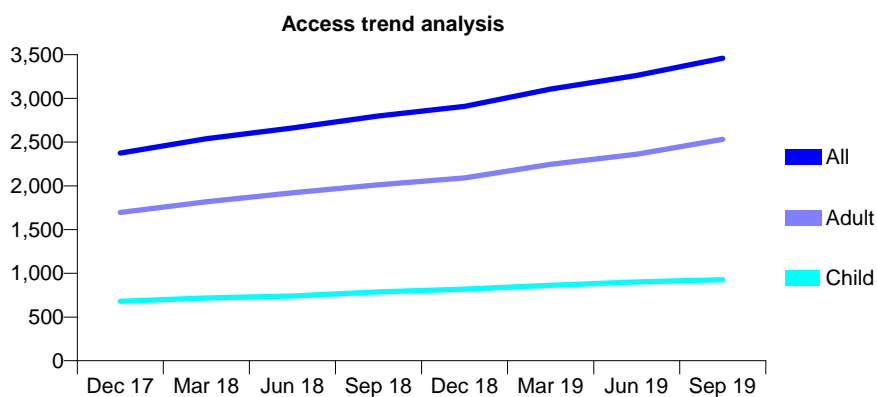
Q61 - Vital Signs At a Glance Contract Report for 691089/0001 - September 2019

Name or company name	Nile Street Dental Practice
Contract type name	GDS Contract
Purpose of contract	General
Contract start date	01/04/2006
Contract end date	

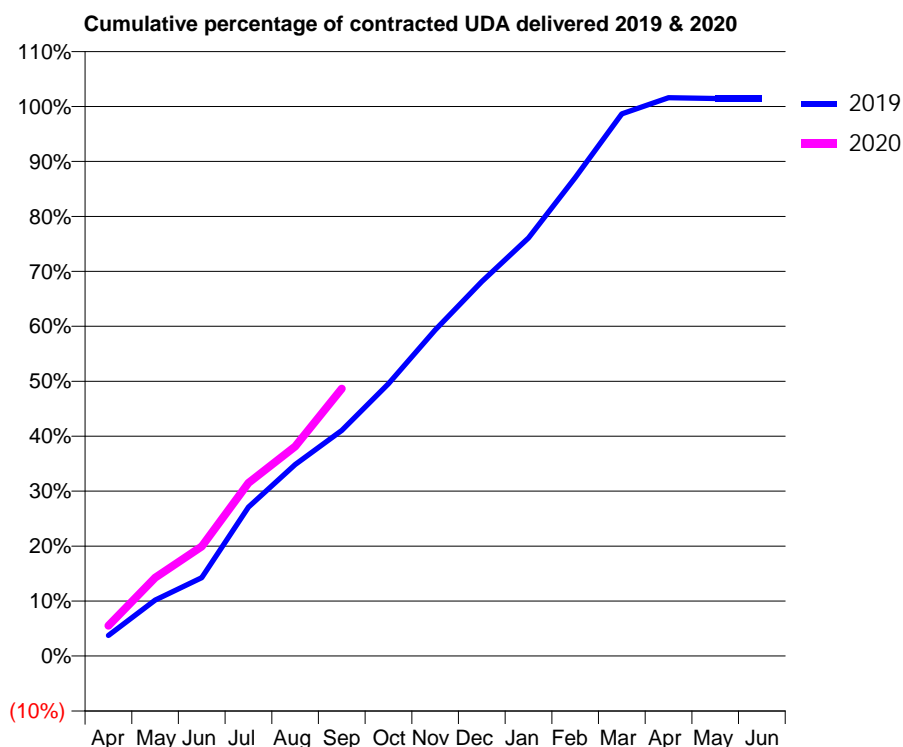
19/20 Contracted general activity (UDA)	8,238
Carry forward general activity (UDA)	-120
19/20 Contracted orthodontic activity (UOA)	0
Carry forward orthodontic activity (UOA)	0
Baseline contract value	£238,602.56

ACCESS*

Patients seen in 24 months	Total	Change since previous quarter
Quarter ending September 2018	2,799	
Quarter ending December 2018	2,909	↑
Quarter ending March 2019	3,108	↑
Quarter ending June 2019	3,262	↑
Quarter ending September 2019	3,459	↑
Variance since September 2018	23.6%	↑



ACTIVITY



Month	Adjusted Scheduled Activity (UDA)	
	2019	2020
April	308	454
May	839	1,175
June	1,174	1,643
July	2,233	2,596
August	2,870	3,142
September	3,382	4,008
October	4,081	
November	4,888	
December	5,612	
January	6,269	
February	7,172	
March	8,128	
April	8,369	
May	8,358	
June	8,358	

QUALITY

	Quantity	Base Number	Contract	AT	Region	England
% of FP17s for the same patient ID Re-attending within 3 months - Children	48	571	8.4%	11.1%	12.0%	11.5%
% of FP17s for the same patient ID Re-attending within 3 months - Adults	174	1,321	13.2%	16.6%	17.2%	15.4%
% of FP17s for the same patient ID Re-attending between 3 & 9 months - Children	273	571	47.8%	45.5%	49.4%	59.7%
% of FP17s for the same patient ID Re-attending between 3 & 9 months - Adults	466	1,321	35.3%	37.1%	39.2%	51.7%
% of FP17s for Band 1 Urgent Courses	181	1,796	10.1%	11.3%	11.0%	9.2%
% of FP17s Relating to Free Repair or Replacements	12	1,796	0.7%	0.5%	0.5%	0.7%
% of FP17s Relating to Continuations	5	1,796	0.3%	0.7%	0.7%	0.8%
% of Patients satisfied with the dentistry they have received	1	1	N/A	91.5%	90.9%	93.5%
% of Patients satisfied with the time they had to wait for an appointment	0	1	N/A	80.9%	83.7%	87.4%

* This is based on patients treated on this contract for their most recent course of treatment. Figures in italics indicate the base number of FP17s or Patient Questionnaire responses are less than 100. N/A is shown where the base number of responses is less than 10 during the period. % is calculated as Quantity/Base number*100

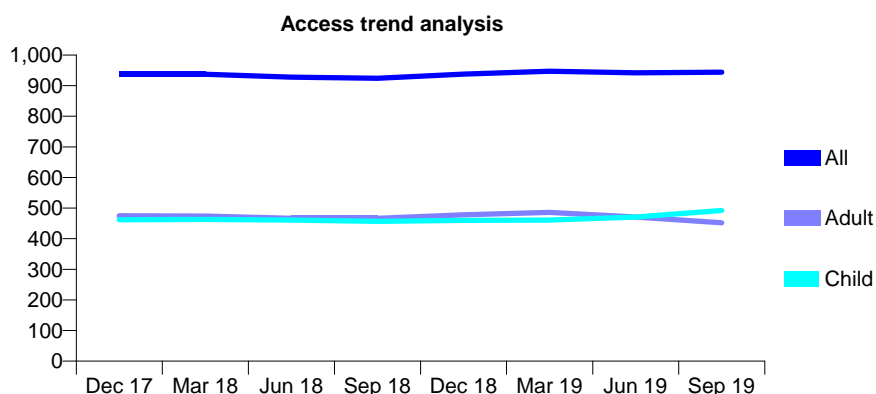
Q61 - Vital Signs At a Glance Contract Report for 693758/0001 - September 2019

Name or company name	MISS N PATEL
Contract type name	GDS Contract
Purpose of contract	General
Contract start date	01/04/2014
Contract end date	

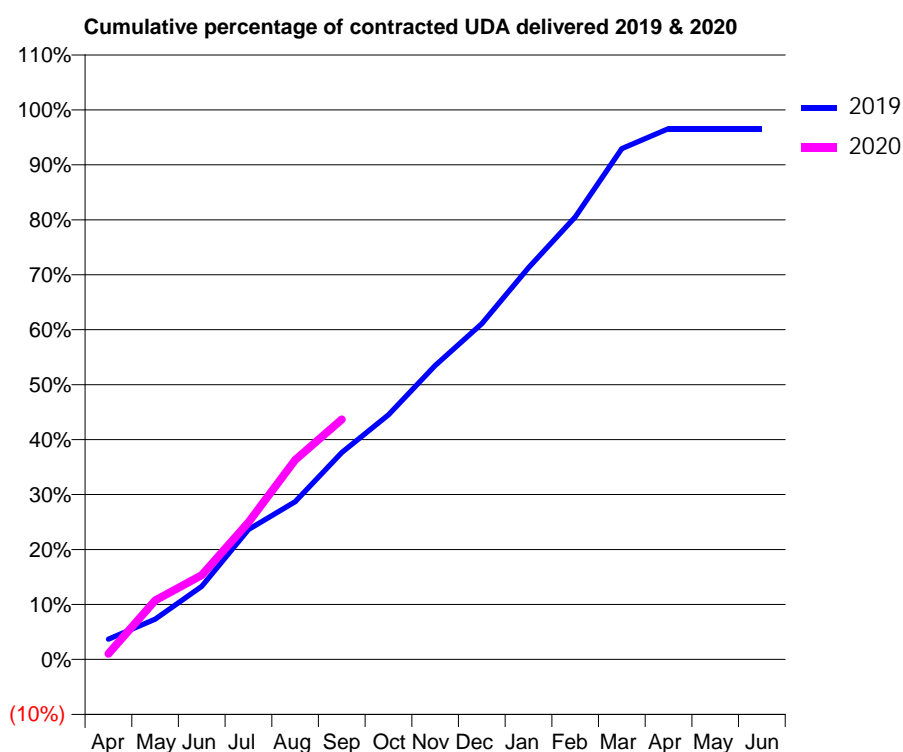
19/20 Contracted general activity (UDA)	2,137
Carry forward general activity (UDA)	72
19/20 Contracted orthodontic activity (UOA)	0
Carry forward orthodontic activity (UOA)	0
Baseline contract value	£54,776.81

ACCESS*

Patients seen in 24 months	Total	Change since previous quarter
Quarter ending September 2018	924	
Quarter ending December 2018	938	→
Quarter ending March 2019	947	→
Quarter ending June 2019	942	→
Quarter ending September 2019	944	→
Variance since September 2018	2.2%	↑



ACTIVITY



Month	2019	2020
April	79	22
May	156	229
June	284	328
July	505	533
August	613	776
September	805	933
October	951	
November	1,143	
December	1,306	
January	1,523	
February	1,721	
March	1,986	
April	2,064	
May	2,064	
June	2,064	

QUALITY

	Quantity	Base Number	Contract	AT	Region	England
% of FP17s for the same patient ID Re-attending within 3 months - Children	20	343	5.8%	11.1%	12.0%	11.5%
% of FP17s for the same patient ID Re-attending within 3 months - Adults	24	204	11.8%	16.6%	17.2%	15.4%
% of FP17s for the same patient ID Re-attending between 3 & 9 months - Children	179	343	52.2%	45.5%	49.4%	59.7%
% of FP17s for the same patient ID Re-attending between 3 & 9 months - Adults	72	204	35.3%	37.1%	39.2%	51.7%
% of FP17s for Band 1 Urgent Courses	26	517	5.0%	11.3%	11.0%	9.2%
% of FP17s Relating to Free Repair or Replacements	0	517	0.0%	0.5%	0.5%	0.7%
% of FP17s Relating to Continuations	12	517	2.3%	0.7%	0.7%	0.8%
% of Patients satisfied with the dentistry they have received	0	0	N/A	91.5%	90.9%	93.5%
% of Patients satisfied with the time they had to wait for an appointment	0	0	N/A	80.9%	83.7%	87.4%

* This is based on patients treated on this contract for their most recent course of treatment. Figures in italics indicate the base number of FP17s or Patient Questionnaire responses are less than 100. N/A is shown where the base number of responses is less than 10 during the period. % is calculated as Quantity/Base number*100

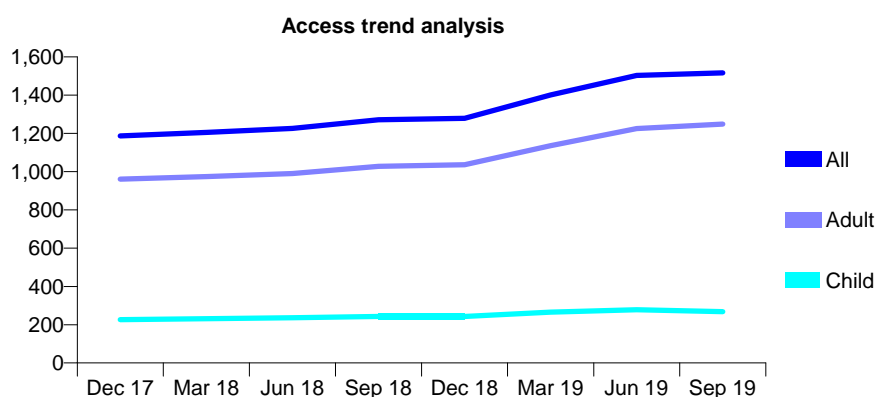
Q61 - Vital Signs At a Glance Contract Report for 725404/0001 - September 2019

Name or company name	K Elias Dental Surgery Partnership
Contract type name	GDS Contract
Purpose of contract	General
Contract start date	01/04/2006
Contract end date	

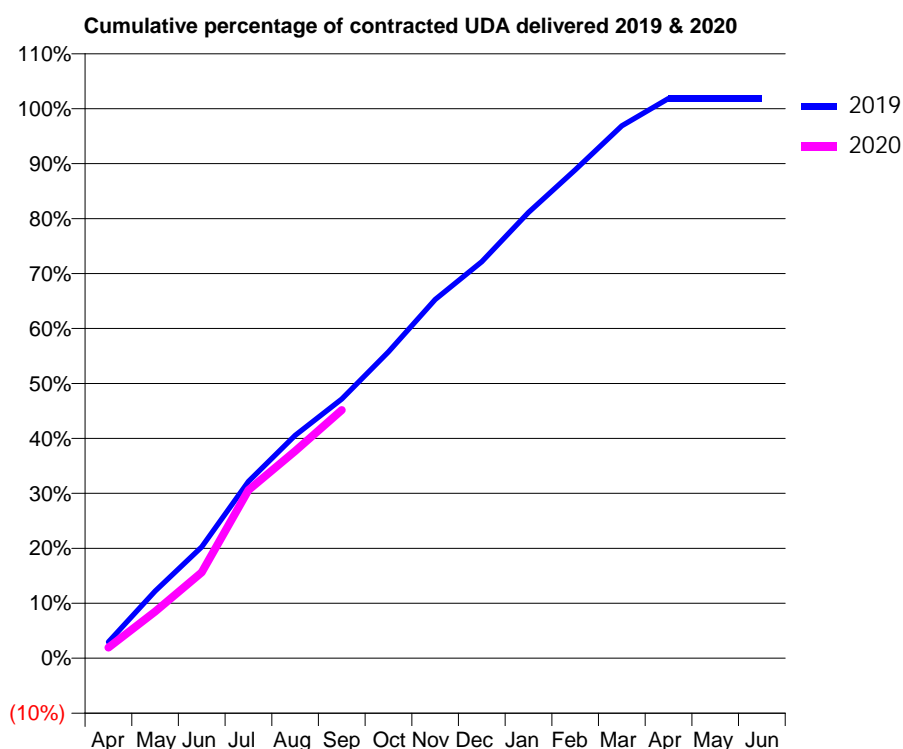
19/20 Contracted general activity (UDA)	4,333
Carry forward general activity (UDA)	-81
19/20 Contracted orthodontic activity (UOA)	0
Carry forward orthodontic activity (UOA)	0
Baseline contract value	£131,368.48

ACCESS*

Patients seen in 24 months	Total	Change since previous quarter
Quarter ending September 2018	1,271	
Quarter ending December 2018	1,279	→
Quarter ending March 2019	1,401	↑
Quarter ending June 2019	1,503	↑
Quarter ending September 2019	1,517	→
Variance since September 2018	19.4%	↑



ACTIVITY



Month	2019	2020
April	127	84
May	530	368
June	877	677
July	1,394	1,325
August	1,757	1,633
September	2,044	1,957
October	2,416	
November	2,829	
December	3,126	
January	3,515	
February	3,850	
March	4,197	
April	4,414	
May	4,414	
June	4,414	

QUALITY

	Quantity	Base Number	Contract	AT	Region	England
% of FP17s for the same patient ID Re-attending within 3 months - Children	4	118	3.4%	11.1%	12.0%	11.5%
% of FP17s for the same patient ID Re-attending within 3 months - Adults	40	523	7.6%	16.6%	17.2%	15.4%
% of FP17s for the same patient ID Re-attending between 3 & 9 months - Children	24	118	20.3%	45.5%	49.4%	59.7%
% of FP17s for the same patient ID Re-attending between 3 & 9 months - Adults	100	523	19.1%	37.1%	39.2%	51.7%
% of FP17s for Band 1 Urgent Courses	54	587	9.2%	11.3%	11.0%	9.2%
% of FP17s Relating to Free Repair or Replacements	0	587	0.0%	0.5%	0.5%	0.7%
% of FP17s Relating to Continuations	2	587	0.3%	0.7%	0.7%	0.8%
% of Patients satisfied with the dentistry they have received	1	1	N/A	91.5%	90.9%	93.5%
% of Patients satisfied with the time they had to wait for an appointment	1	1	N/A	80.9%	83.7%	87.4%

* This is based on patients treated on this contract for their most recent course of treatment. Figures in italics indicate the base number of FP17s or Patient Questionnaire responses are less than 100. N/A is shown where the base number of responses is less than 10 during the period. % is calculated as Quantity/Base number*100

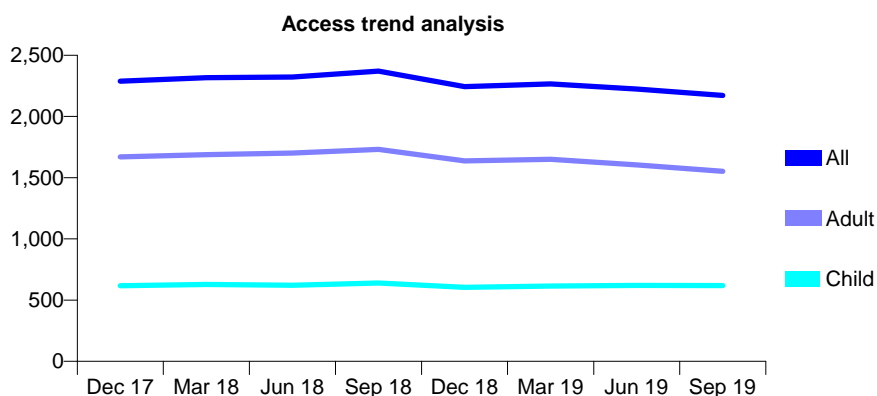
Q61 - Vital Signs At a Glance Contract Report for 729426/0001 - September 2019

Name or company name	Nether Street Dental Practice
Contract type name	GDS Contract
Purpose of contract	General
Contract start date	02/07/2007
Contract end date	

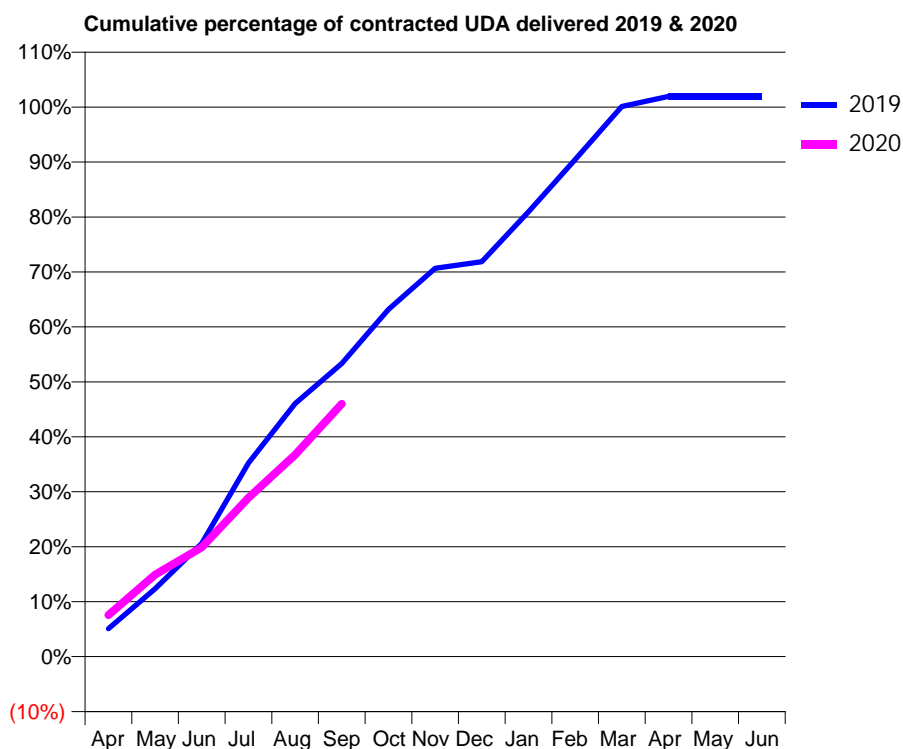
19/20 Contracted general activity (UDA)	5,212
Carry forward general activity (UDA)	-101
19/20 Contracted orthodontic activity (UOA)	0
Carry forward orthodontic activity (UOA)	0
Baseline contract value	£146,516.62

ACCESS*

Patients seen in 24 months	Total	Change since previous quarter
Quarter ending September 2018	2,371	
Quarter ending December 2018	2,243	↓
Quarter ending March 2019	2,266	→
Quarter ending June 2019	2,224	↓
Quarter ending September 2019	2,172	↓
Variance since September 2018	(8.4%)	↓



ACTIVITY



Month	Adjusted Scheduled Activity (UDA)	
	2019	2020
April	266	394
May	645	778
June	1,074	1,036
July	1,836	1,508
August	2,401	1,916
September	2,781	2,398
October	3,293	
November	3,684	
December	3,746	
January	4,218	
February	4,716	
March	5,218	
April	5,312	
May	5,313	
June	5,313	

QUALITY

	Quantity	Base Number	Contract	AT	Region	England
% of FP17s for the same patient ID Re-attending within 3 months - Children	19	365	5.2%	11.1%	12.0%	11.5%
% of FP17s for the same patient ID Re-attending within 3 months - Adults	61	628	9.7%	16.6%	17.2%	15.4%
% of FP17s for the same patient ID Re-attending between 3 & 9 months - Children	127	365	34.8%	45.5%	49.4%	59.7%
% of FP17s for the same patient ID Re-attending between 3 & 9 months - Adults	174	628	27.7%	37.1%	39.2%	51.7%
% of FP17s for Band 1 Urgent Courses	60	956	6.3%	11.3%	11.0%	9.2%
% of FP17s Relating to Free Repair or Replacements	7	956	0.7%	0.5%	0.5%	0.7%
% of FP17s Relating to Continuations	8	956	0.8%	0.7%	0.7%	0.8%
% of Patients satisfied with the dentistry they have received	0	0	N/A	91.5%	90.9%	93.5%
% of Patients satisfied with the time they had to wait for an appointment	0	0	N/A	80.9%	83.7%	87.4%

* This is based on patients treated on this contract for their most recent course of treatment. Figures in italics indicate the base number of FP17s or Patient Questionnaire responses are less than 100. N/A is shown where the base number of responses is less than 10 during the period. % is calculated as Quantity/Base number*100

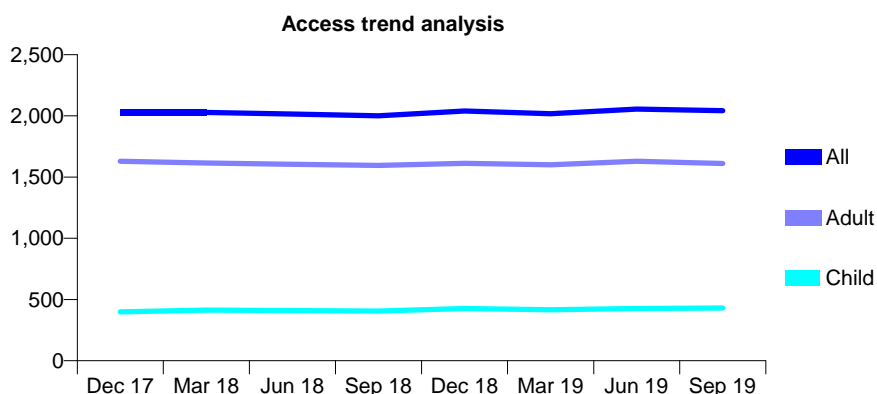
Q61 - Vital Signs At a Glance Contract Report for 729914/0001 - September 2019

Name or company name	MR ML EVANS
Contract type name	GDS Contract
Purpose of contract	General
Contract start date	01/04/2006
Contract end date	

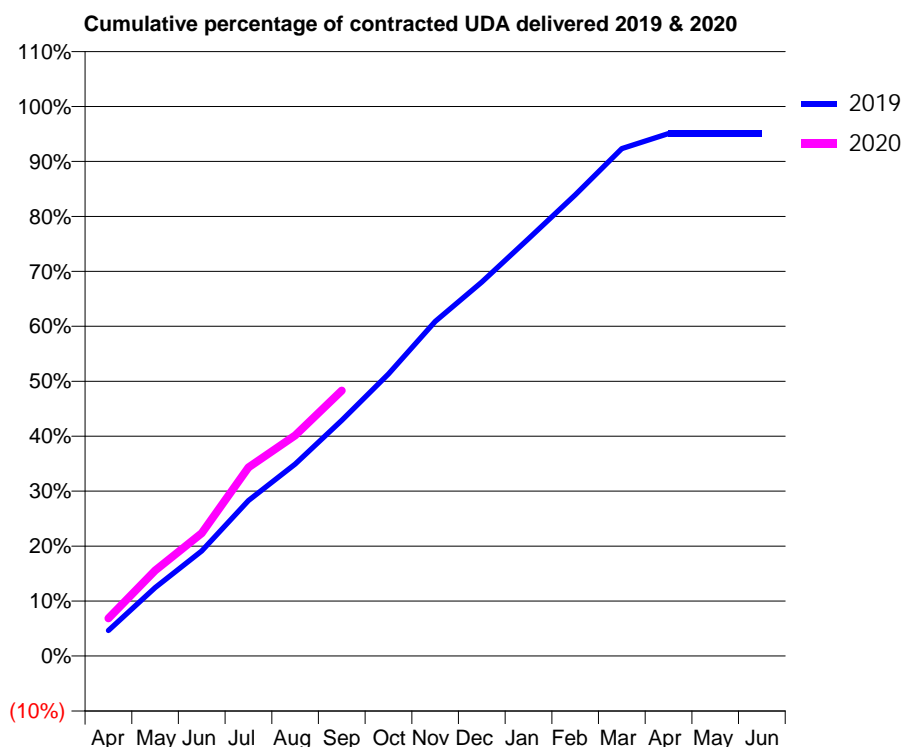
19/20 Contracted general activity (UDA)	7,180
Carry forward general activity (UDA)	0
19/20 Contracted orthodontic activity (UOA)	0
Carry forward orthodontic activity (UOA)	0
Baseline contract value	£246,262.85

ACCESS*

Patients seen in 24 months	Total	Change since previous quarter
Quarter ending September 2018	2,001	
Quarter ending December 2018	2,040	→
Quarter ending March 2019	2,018	↓
Quarter ending June 2019	2,056	→
Quarter ending September 2019	2,042	→
Variance since September 2018	2.0%	↑



ACTIVITY



Month	Adjusted Scheduled Activity (UDA)	
	2019	2020
April	334	493
May	894	1,118
June	1,373	1,605
July	2,033	2,465
August	2,508	2,883
September	3,080	3,468
October	3,686	
November	4,370	
December	4,886	
January	5,452	
February	6,024	
March	6,628	
April	6,825	
May	6,825	
June	6,825	

QUALITY

	Quantity	Base Number	Contract	AT	Region	England
% of FP17s for the same patient ID Re-attending within 3 months - Children	24	257	9.3%	11.1%	12.0%	11.5%
% of FP17s for the same patient ID Re-attending within 3 months - Adults	239	956	25.0%	16.6%	17.2%	15.4%
% of FP17s for the same patient ID Re-attending between 3 & 9 months - Children	83	257	32.3%	45.5%	49.4%	59.7%
% of FP17s for the same patient ID Re-attending between 3 & 9 months - Adults	328	956	34.3%	37.1%	39.2%	51.7%
% of FP17s for Band 1 Urgent Courses	0	1,147	0.0%	11.3%	11.0%	9.2%
% of FP17s Relating to Free Repair or Replacements	0	1,147	0.0%	0.5%	0.5%	0.7%
% of FP17s Relating to Continuations	172	1,147	15.0%	0.7%	0.7%	0.8%
% of Patients satisfied with the dentistry they have received	1	1	N/A	91.5%	90.9%	93.5%
% of Patients satisfied with the time they had to wait for an appointment	1	1	N/A	80.9%	83.7%	87.4%

* This is based on patients treated on this contract for their most recent course of treatment. Figures in italics indicate the base number of FP17s or Patient Questionnaire responses are less than 100. N/A is shown where the base number of responses is less than 10 during the period. % is calculated as Quantity/Base number*100

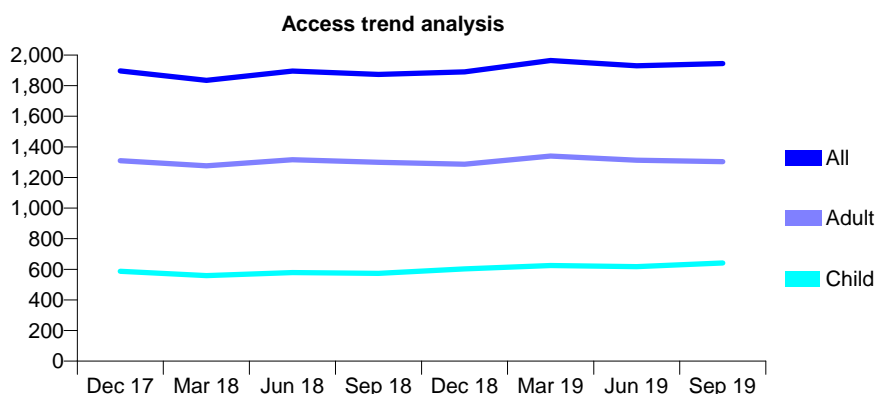
Q61 - Vital Signs At a Glance Contract Report for 730726/0001 - September 2019

Name or company name	Family Dental Care
Contract type name	GDS Contract
Purpose of contract	General
Contract start date	01/04/2006
Contract end date	

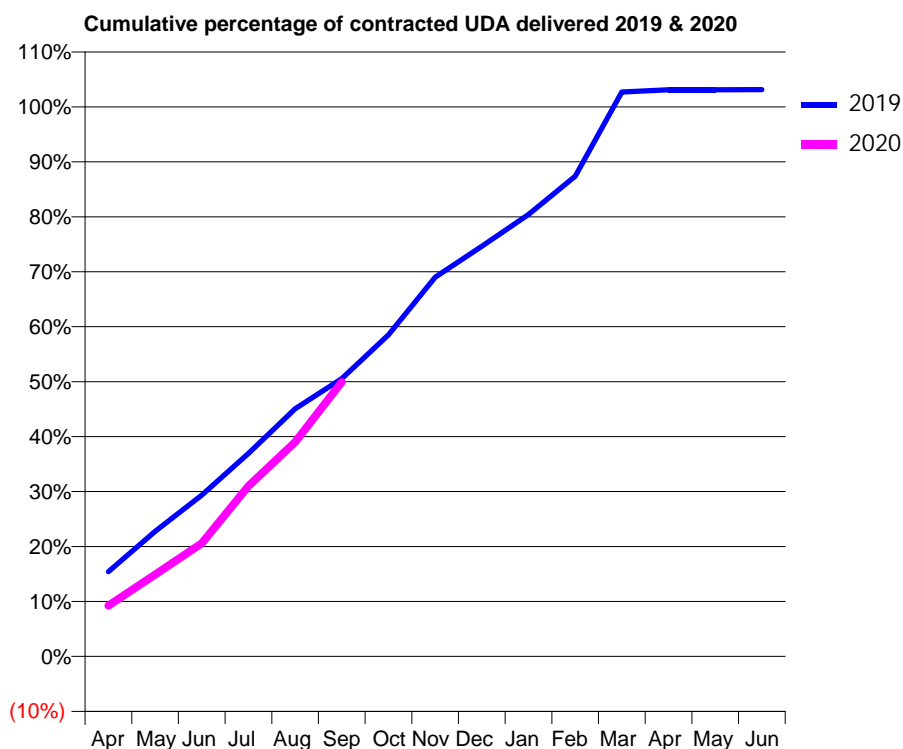
19/20 Contracted general activity (UDA)	5,150
Carry forward general activity (UDA)	-103
19/20 Contracted orthodontic activity (UOA)	0
Carry forward orthodontic activity (UOA)	0
Baseline contract value	£194,039.93

ACCESS*

Patients seen in 24 months	Total	Change since previous quarter
Quarter ending September 2018	1,873	
Quarter ending December 2018	1,890	→
Quarter ending March 2019	1,965	↑
Quarter ending June 2019	1,930	↓
Quarter ending September 2019	1,945	→
Variance since September 2018	3.8%	↑



ACTIVITY



Month	Adjusted Scheduled Activity (UDA)	
	2019	2020
April	794	477
May	1,172	767
June	1,512	1,059
July	1,903	1,596
August	2,321	2,009
September	2,602	2,572
October	3,014	
November	3,553	
December	3,843	
January	4,143	
February	4,500	
March	5,288	
April	5,309	
May	5,309	
June	5,310	

QUALITY

	Quantity	Base Number	Contract	AT	Region	England
% of FP17s for the same patient ID Re-attending within 3 months - Children	41	394	10.4%	11.1%	12.0%	11.5%
% of FP17s for the same patient ID Re-attending within 3 months - Adults	100	582	17.2%	16.6%	17.2%	15.4%
% of FP17s for the same patient ID Re-attending between 3 & 9 months - Children	116	394	29.4%	45.5%	49.4%	59.7%
% of FP17s for the same patient ID Re-attending between 3 & 9 months - Adults	133	582	22.9%	37.1%	39.2%	51.7%
% of FP17s for Band 1 Urgent Courses	199	970	20.5%	11.3%	11.0%	9.2%
% of FP17s Relating to Free Repair or Replacements	4	970	0.4%	0.5%	0.5%	0.7%
% of FP17s Relating to Continuations	4	970	0.4%	0.7%	0.7%	0.8%
% of Patients satisfied with the dentistry they have received	1	1	N/A	91.5%	90.9%	93.5%
% of Patients satisfied with the time they had to wait for an appointment	1	1	N/A	80.9%	83.7%	87.4%

* This is based on patients treated on this contract for their most recent course of treatment. Figures in italics indicate the base number of FP17s or Patient Questionnaire responses are less than 100. N/A is shown where the base number of responses is less than 10 during the period. % is calculated as Quantity/Base number*100

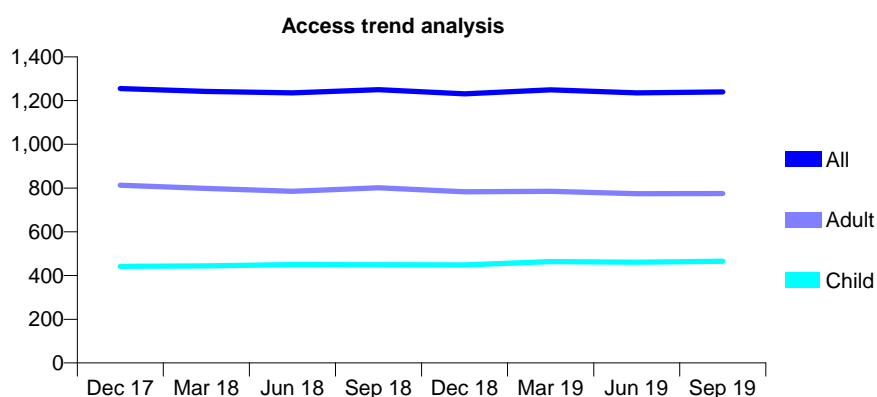
Q61 - Vital Signs At a Glance Contract Report for 731129/0001 - September 2019

Name or company name	MR AZ MALIK
Contract type name	GDS Contract
Purpose of contract	General
Contract start date	01/04/2006
Contract end date	

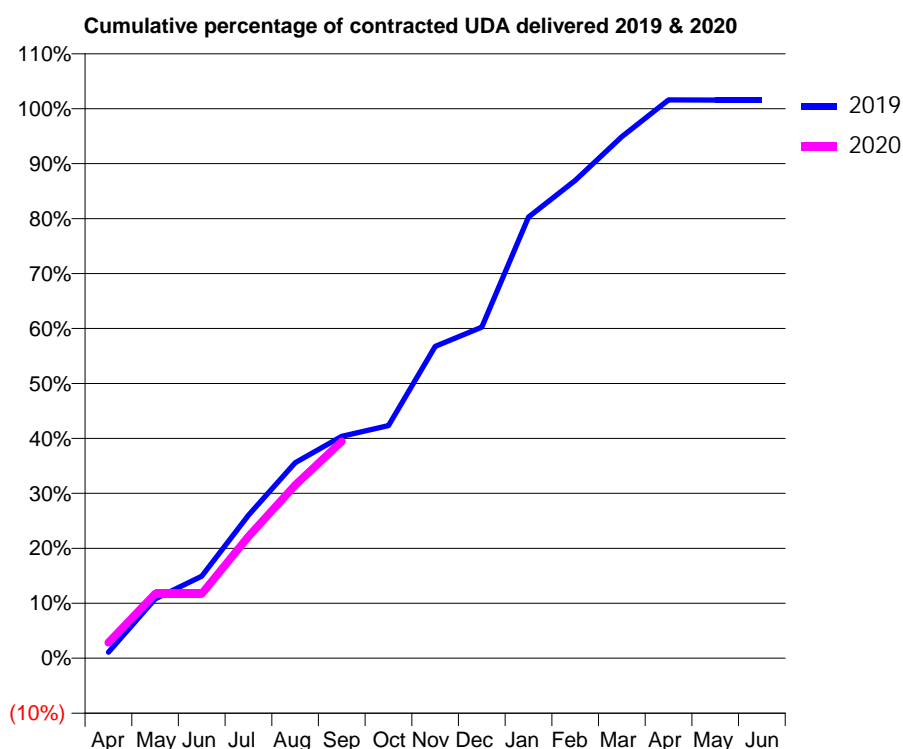
19/20 Contracted general activity (UDA)	3,500
Carry forward general activity (UDA)	-54
19/20 Contracted orthodontic activity (UOA)	0
Carry forward orthodontic activity (UOA)	0
Baseline contract value	£86,154.45

ACCESS*

Patients seen in 24 months	Total	Change since previous quarter
Quarter ending September 2018	1,250	
Quarter ending December 2018	1,231	↓
Quarter ending March 2019	1,249	→
Quarter ending June 2019	1,235	↓
Quarter ending September 2019	1,240	→
Variance since September 2018	(0.8%)	→



ACTIVITY



Month	2019	2020
April	39	100
May	377	410
June	523	410
July	911	775
August	1,245	1,102
September	1,414	1,381
October	1,482	
November	1,986	
December	2,109	
January	2,810	
February	3,043	
March	3,321	
April	3,556	
May	3,555	
June	3,555	

QUALITY

	Quantity	Base Number	Contract	AT	Region	England
% of FP17s for the same patient ID Re-attending within 3 months - Children	24	382	6.3%	11.1%	12.0%	11.5%
% of FP17s for the same patient ID Re-attending within 3 months - Adults	73	431	16.9%	16.6%	17.2%	15.4%
% of FP17s for the same patient ID Re-attending between 3 & 9 months - Children	250	382	65.4%	45.5%	49.4%	59.7%
% of FP17s for the same patient ID Re-attending between 3 & 9 months - Adults	196	431	45.5%	37.1%	39.2%	51.7%
% of FP17s for Band 1 Urgent Courses	85	715	11.9%	11.3%	11.0%	9.2%
% of FP17s Relating to Free Repair or Replacements	1	715	0.1%	0.5%	0.5%	0.7%
% of FP17s Relating to Continuations	1	715	0.1%	0.7%	0.7%	0.8%
% of Patients satisfied with the dentistry they have received	0	0	N/A	91.5%	90.9%	93.5%
% of Patients satisfied with the time they had to wait for an appointment	0	0	N/A	80.9%	83.7%	87.4%

* This is based on patients treated on this contract for their most recent course of treatment. Figures in italics indicate the base number of FP17s or Patient Questionnaire responses are less than 100. N/A is shown where the base number of responses is less than 10 during the period. % is calculated as Quantity/Base number*100

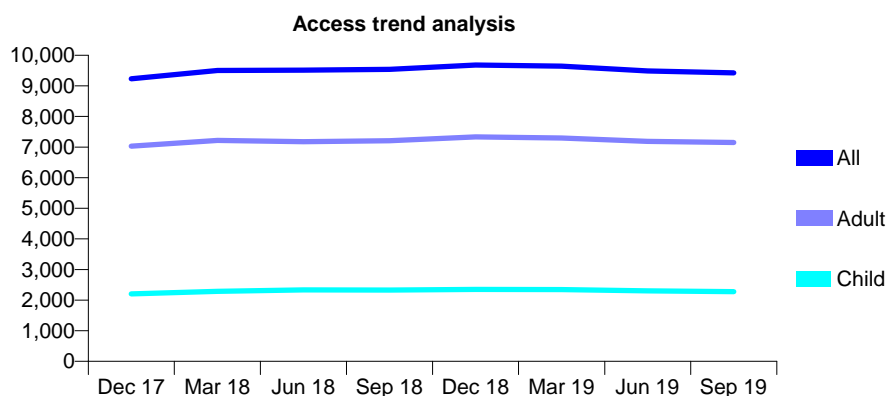
Q61 - Vital Signs At a Glance Contract Report for 731285/0001 - September 2019

Name or company name	Nisha Majeveda
Contract type name	GDS Contract
Purpose of contract	General
Contract start date	01/04/2006
Contract end date	

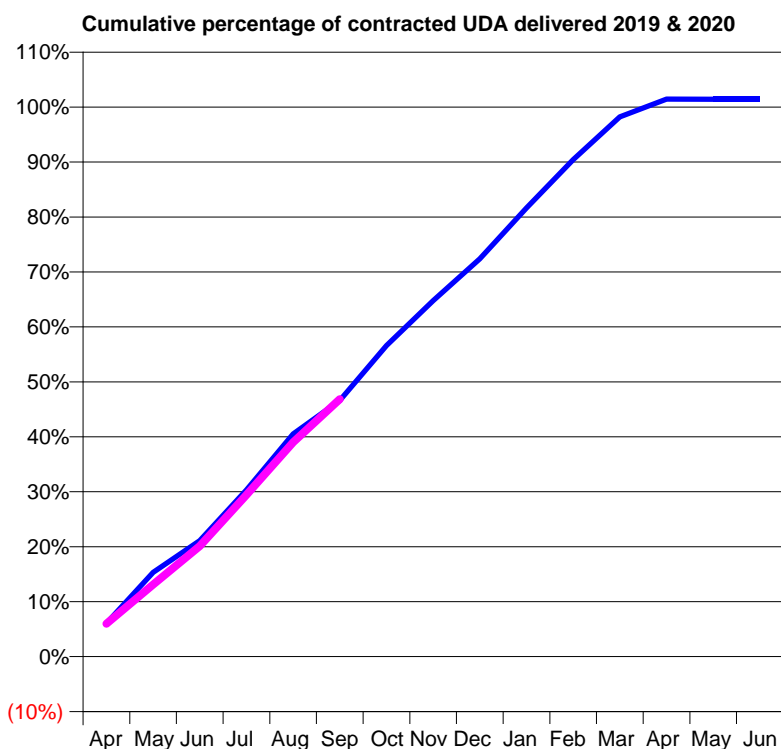
19/20 Contracted general activity (UDA)	23,933
Carry forward general activity (UDA)	-341
19/20 Contracted orthodontic activity (UOA)	0
Carry forward orthodontic activity (UOA)	0
Baseline contract value	£830,326.12

ACCESS*

Patients seen in 24 months	Total	Change since previous quarter
Quarter ending September 2018	9,539	
Quarter ending December 2018	9,681	→
Quarter ending March 2019	9,643	→
Quarter ending June 2019	9,490	↓
Quarter ending September 2019	9,423	→
Variance since September 2018	(1.2%)	↓



ACTIVITY



Month	Adjusted Scheduled Activity (UDA)	
	2019	2020
April	1,453	1,430
May	3,674	3,140
June	5,047	4,812
July	7,262	7,045
August	9,695	9,336
September	11,154	11,209
October	13,548	
November	15,505	
December	17,321	
January	19,538	
February	21,640	
March	23,505	
April	24,278	
May	24,275	
June	24,275	

QUALITY

	Quantity	Base Number	Contract	AT	Region	England
% of FP17s for the same patient ID Re-attending within 3 months - Children	81	1,280	6.3%	11.1%	12.0%	11.5%
% of FP17s for the same patient ID Re-attending within 3 months - Adults	561	3,860	14.5%	16.6%	17.2%	15.4%
% of FP17s for the same patient ID Re-attending between 3 & 9 months - Children	502	1,280	39.2%	45.5%	49.4%	59.7%
% of FP17s for the same patient ID Re-attending between 3 & 9 months - Adults	1,614	3,860	41.8%	37.1%	39.2%	51.7%
% of FP17s for Band 1 Urgent Courses	407	4,770	8.5%	11.3%	11.0%	9.2%
% of FP17s Relating to Free Repair or Replacements	65	4,770	1.4%	0.5%	0.5%	0.7%
% of FP17s Relating to Continuations	30	4,770	0.6%	0.7%	0.7%	0.8%
% of Patients satisfied with the dentistry they have received	2	2	N/A	91.5%	90.9%	93.5%
% of Patients satisfied with the time they had to wait for an appointment	2	2	N/A	80.9%	83.7%	87.4%

* This is based on patients treated on this contract for their most recent course of treatment. Figures in italics indicate the base number of FP17s or Patient Questionnaire responses are less than 100. N/A is shown where the base number of responses is less than 10 during the period. % is calculated as Quantity/Base number*100

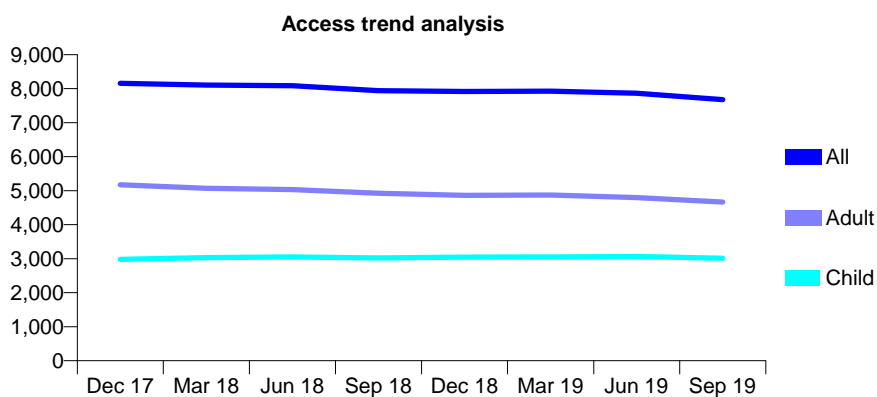
Q61 - Vital Signs At a Glance Contract Report for 733180/0001 - September 2019

Name or company name	Vaid Radia Patel
Contract type name	GDS Contract
Purpose of contract	General
Contract start date	01/04/2006
Contract end date	

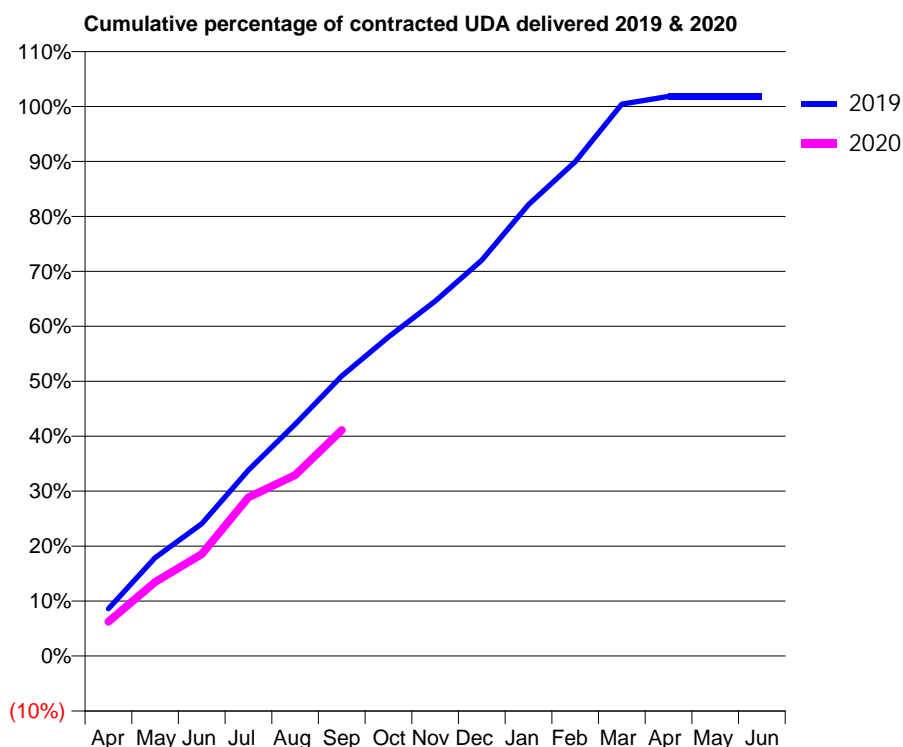
19/20 Contracted general activity (UDA)	20,204
Carry forward general activity (UDA)	-368
19/20 Contracted orthodontic activity (UOA)	0
Carry forward orthodontic activity (UOA)	0
Baseline contract value	£615,162.45

ACCESS*

Patients seen in 24 months	Total	Change since previous quarter
Quarter ending September 2018	7,945	
Quarter ending December 2018	7,915	→
Quarter ending March 2019	7,927	→
Quarter ending June 2019	7,865	→
Quarter ending September 2019	7,677	↓
Variance since September 2018	(3.4%)	↓



ACTIVITY



Month	Adjusted Scheduled Activity (UDA)	
	2019	2020
April	1,739	1,263
May	3,614	2,722
June	4,859	3,751
July	6,831	5,830
August	8,526	6,652
September	10,292	8,306
October	11,728	
November	13,048	
December	14,556	
January	16,593	
February	18,175	
March	20,290	
April	20,572	
May	20,572	
June	20,572	

QUALITY

	Quantity	Base Number	Contract	AT	Region	England
% of FP17s for the same patient ID Re-attending within 3 months - Children	176	1,584	11.1%	11.1%	12.0%	11.5%
% of FP17s for the same patient ID Re-attending within 3 months - Adults	397	2,161	18.4%	16.6%	17.2%	15.4%
% of FP17s for the same patient ID Re-attending between 3 & 9 months - Children	627	1,584	39.6%	45.5%	49.4%	59.7%
% of FP17s for the same patient ID Re-attending between 3 & 9 months - Adults	762	2,161	35.3%	37.1%	39.2%	51.7%
% of FP17s for Band 1 Urgent Courses	461	3,299	14.0%	11.3%	11.0%	9.2%
% of FP17s Relating to Free Repair or Replacements	3	3,299	0.1%	0.5%	0.5%	0.7%
% of FP17s Relating to Continuations	18	3,299	0.5%	0.7%	0.7%	0.8%
% of Patients satisfied with the dentistry they have received	2	3	N/A	91.5%	90.9%	93.5%
% of Patients satisfied with the time they had to wait for an appointment	2	3	N/A	80.9%	83.7%	87.4%

* This is based on patients treated on this contract for their most recent course of treatment. Figures in italics indicate the base number of FP17s or Patient Questionnaire responses are less than 100. N/A is shown where the base number of responses is less than 10 during the period. % is calculated as Quantity/Base number*100

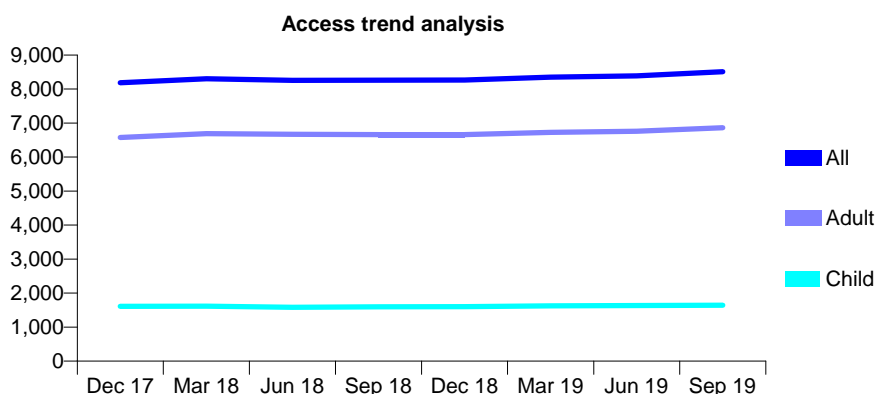
Q61 - Vital Signs At a Glance Contract Report for 733202/0001 - September 2019

Name or company name	MR CM GAUNT
Contract type name	GDS Contract
Purpose of contract	General
Contract start date	01/04/2006
Contract end date	

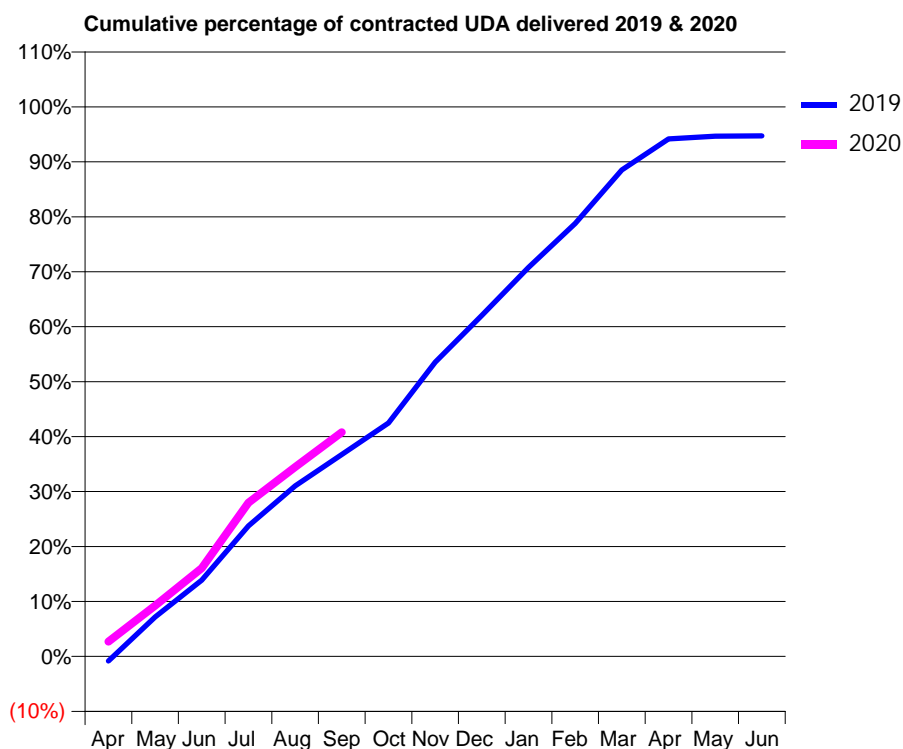
19/20 Contracted general activity (UDA)	24,083
Carry forward general activity (UDA)	0
19/20 Contracted orthodontic activity (UOA)	0
Carry forward orthodontic activity (UOA)	0
Baseline contract value	£706,498.34

ACCESS*

Patients seen in 24 months	Total	Change since previous quarter
Quarter ending September 2018	8,259	
Quarter ending December 2018	8,263	→
Quarter ending March 2019	8,352	→
Quarter ending June 2019	8,392	→
Quarter ending September 2019	8,510	→
Variance since September 2018	3.0%	↑



ACTIVITY



Month	2019	2020
April	-199	650
May	1,724	2,232
June	3,344	3,868
July	5,717	6,737
August	7,470	8,299
September	8,848	9,822
October	10,228	
November	12,895	
December	14,942	
January	17,046	
February	18,975	
March	21,317	
April	22,680	
May	22,794	
June	22,810	

QUALITY

	Quantity	Base Number	Contract	AT	Region	England
% of FP17s for the same patient ID Re-attending within 3 months - Children	76	1,067	7.1%	11.1%	12.0%	11.5%
% of FP17s for the same patient ID Re-attending within 3 months - Adults	863	4,382	19.7%	16.6%	17.2%	15.4%
% of FP17s for the same patient ID Re-attending between 3 & 9 months - Children	492	1,067	46.1%	45.5%	49.4%	59.7%
% of FP17s for the same patient ID Re-attending between 3 & 9 months - Adults	1,958	4,382	44.7%	37.1%	39.2%	51.7%
% of FP17s for Band 1 Urgent Courses	752	4,918	15.3%	11.3%	11.0%	9.2%
% of FP17s Relating to Free Repair or Replacements	21	4,918	0.4%	0.5%	0.5%	0.7%
% of FP17s Relating to Continuations	96	4,918	2.0%	0.7%	0.7%	0.8%
% of Patients satisfied with the dentistry they have received	2	2	N/A	91.5%	90.9%	93.5%
% of Patients satisfied with the time they had to wait for an appointment	2	2	N/A	80.9%	83.7%	87.4%

* This is based on patients treated on this contract for their most recent course of treatment. Figures in italics indicate the base number of FP17s or Patient Questionnaire responses are less than 100. N/A is shown where the base number of responses is less than 10 during the period. % is calculated as Quantity/Base number*100

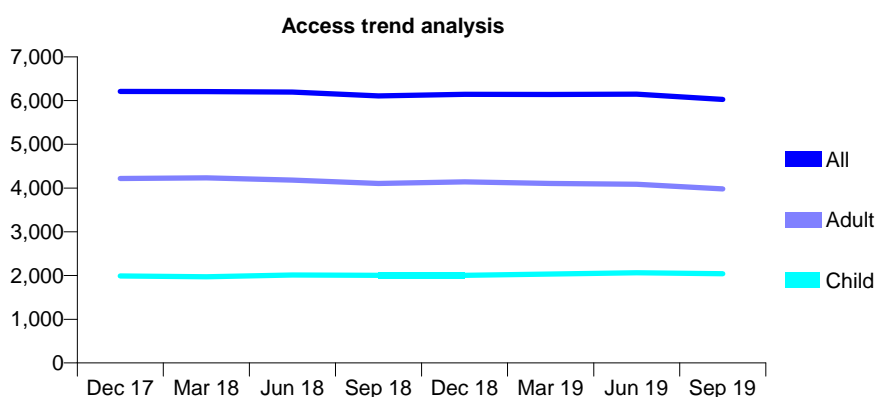
Q61 - Vital Signs At a Glance Contract Report for 733245/0001 - September 2019

Name or company name	MR AM BOOKEY
Contract type name	GDS Contract
Purpose of contract	General
Contract start date	01/04/2006
Contract end date	

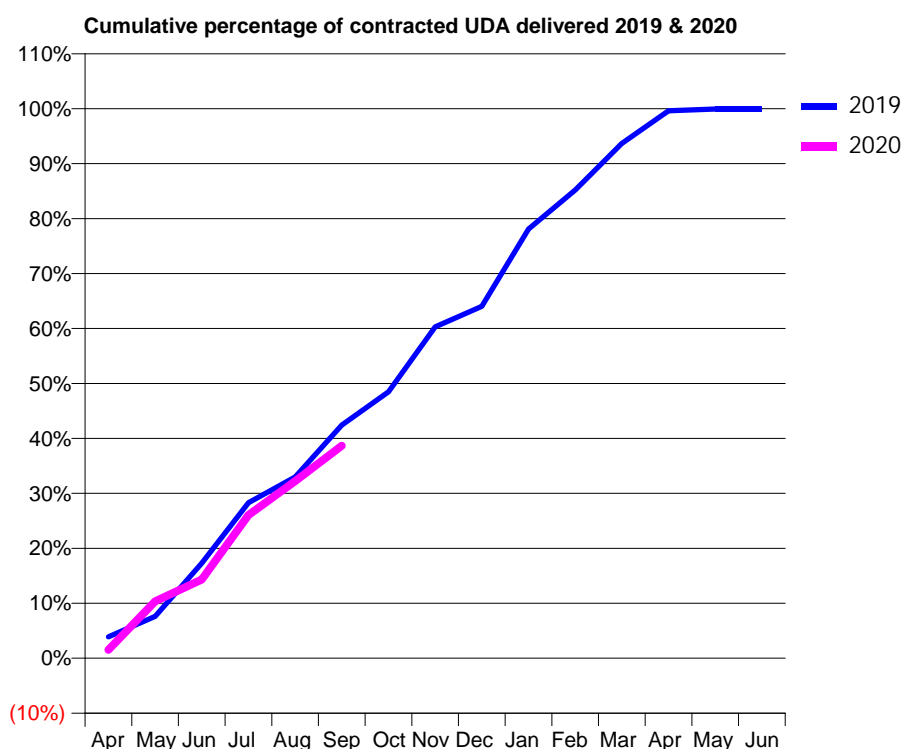
19/20 Contracted general activity (UDA)	13,493
Carry forward general activity (UDA)	7
19/20 Contracted orthodontic activity (UOA)	0
Carry forward orthodontic activity (UOA)	0
Baseline contract value	£319,348.24

ACCESS*

Patients seen in 24 months	Total	Change since previous quarter
Quarter ending September 2018	6,108	
Quarter ending December 2018	6,145	→
Quarter ending March 2019	6,137	→
Quarter ending June 2019	6,147	→
Quarter ending September 2019	6,025	↓
Variance since September 2018	(1.4%)	↓



ACTIVITY



Month	2019	2020
April	527	208
May	1,031	1,397
June	2,332	1,934
July	3,815	3,516
August	4,452	4,350
September	5,722	5,218
October	6,542	
November	8,135	
December	8,640	
January	10,535	
February	11,495	
March	12,640	
April	13,439	
May	13,483	
June	13,485	

QUALITY

	Quantity	Base Number	Contract	AT	Region	England
% of FP17s for the same patient ID Re-attending within 3 months - Children	77	1,153	6.7%	11.1%	12.0%	11.5%
% of FP17s for the same patient ID Re-attending within 3 months - Adults	269	1,900	14.2%	16.6%	17.2%	15.4%
% of FP17s for the same patient ID Re-attending between 3 & 9 months - Children	602	1,153	52.2%	45.5%	49.4%	59.7%
% of FP17s for the same patient ID Re-attending between 3 & 9 months - Adults	721	1,900	37.9%	37.1%	39.2%	51.7%
% of FP17s for Band 1 Urgent Courses	282	2,664	10.6%	11.3%	11.0%	9.2%
% of FP17s Relating to Free Repair or Replacements	12	2,664	0.5%	0.5%	0.5%	0.7%
% of FP17s Relating to Continuations	10	2,664	0.4%	0.7%	0.7%	0.8%
% of Patients satisfied with the dentistry they have received	3	3	N/A	91.5%	90.9%	93.5%
% of Patients satisfied with the time they had to wait for an appointment	2	3	N/A	80.9%	83.7%	87.4%

* This is based on patients treated on this contract for their most recent course of treatment.

Figures in italics indicate the base number of FP17s or Patient Questionnaire responses are less than 100. N/A is shown where the base number of responses is less than 10 during the period. % is calculated as Quantity/Base number*100

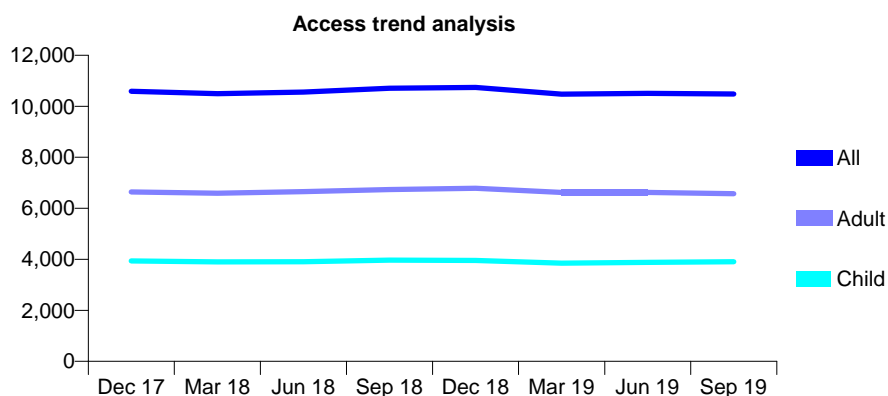
Q61 - Vital Signs At a Glance Contract Report for 738166/0001 - September 2019

Name or company name	Ponders End Dentistry Limited
Contract type name	GDS Contract
Purpose of contract	General
Contract start date	01/04/2006
Contract end date	

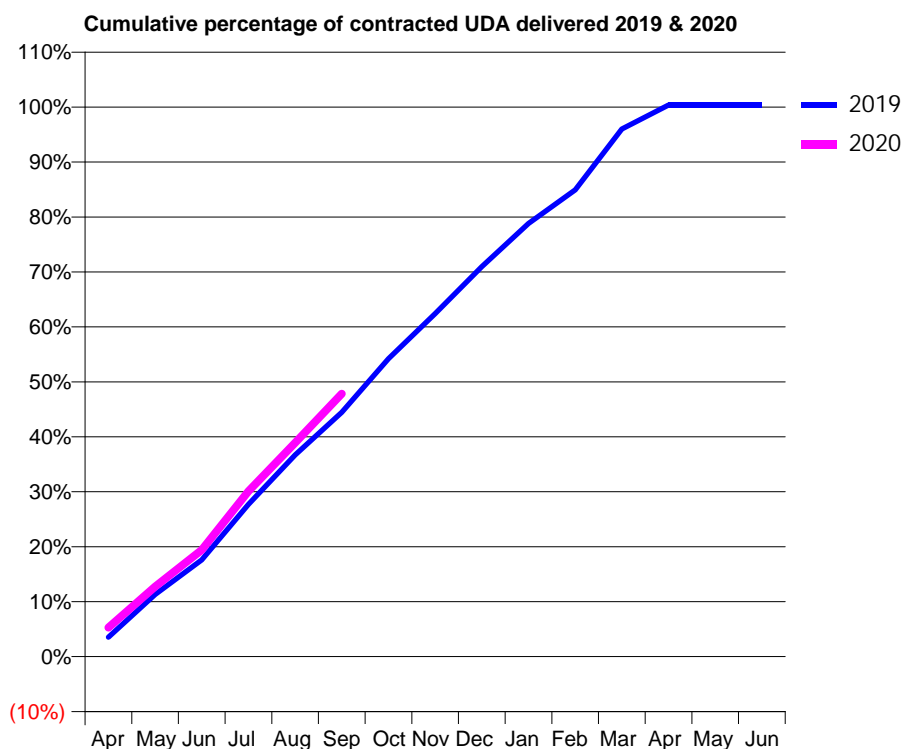
19/20 Contracted general activity (UDA)	26,571
Carry forward general activity (UDA)	-101
19/20 Contracted orthodontic activity (UOA)	0
Carry forward orthodontic activity (UOA)	0
Baseline contract value	£694,281.89

ACCESS*

Patients seen in 24 months	Total	Change since previous quarter
Quarter ending September 2018	10,705	
Quarter ending December 2018	10,739	→
Quarter ending March 2019	10,475	↓
Quarter ending June 2019	10,506	→
Quarter ending September 2019	10,480	→
Variance since September 2018	(2.1%)	↓



ACTIVITY



Month	Adjusted Scheduled Activity (UDA)	
	2019	2020
April	942	1,411
May	3,009	3,387
June	4,680	5,159
July	7,362	7,999
August	9,751	10,344
September	11,808	12,715
October	14,398	
November	16,588	
December	18,848	
January	20,942	
February	22,571	
March	25,512	
April	26,666	
May	26,670	
June	26,673	

QUALITY

	Quantity	Base Number	Contract	AT	Region	England
% of FP17s for the same patient ID Re-attending within 3 months - Children	155	2,313	6.7%	11.1%	12.0%	11.5%
% of FP17s for the same patient ID Re-attending within 3 months - Adults	429	3,178	13.5%	16.6%	17.2%	15.4%
% of FP17s for the same patient ID Re-attending between 3 & 9 months - Children	996	2,313	43.1%	45.5%	49.4%	59.7%
% of FP17s for the same patient ID Re-attending between 3 & 9 months - Adults	1,067	3,178	33.6%	37.1%	39.2%	51.7%
% of FP17s for Band 1 Urgent Courses	574	5,083	11.3%	11.3%	11.0%	9.2%
% of FP17s Relating to Free Repair or Replacements	31	5,083	0.6%	0.5%	0.5%	0.7%
% of FP17s Relating to Continuations	21	5,083	0.4%	0.7%	0.7%	0.8%
% of Patients satisfied with the dentistry they have received	2	2	N/A	91.5%	90.9%	93.5%
% of Patients satisfied with the time they had to wait for an appointment	1	2	N/A	80.9%	83.7%	87.4%

* This is based on patients treated on this contract for their most recent course of treatment. Figures in italics indicate the base number of FP17s or Patient Questionnaire responses are less than 100. N/A is shown where the base number of responses is less than 10 during the period. % is calculated as Quantity/Base number*100

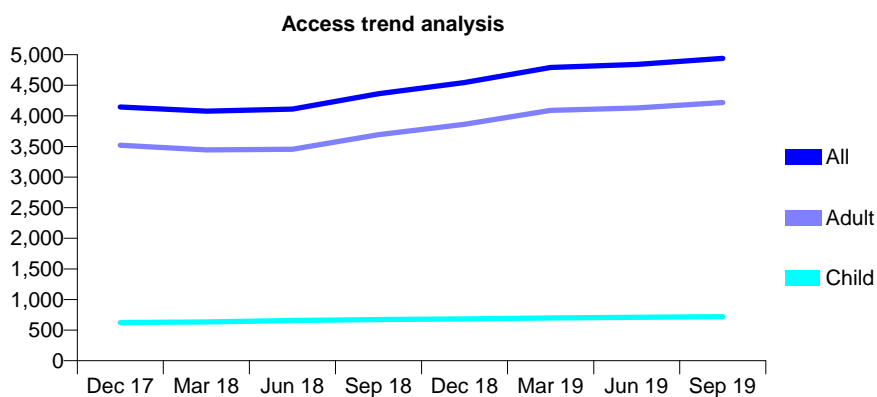
Q61 - Vital Signs At a Glance Contract Report for 741906/0001 - September 2019

Name or company name	MR DL LEVENSTEIN
Contract type name	GDS Contract
Purpose of contract	General
Contract start date	01/04/2006
Contract end date	

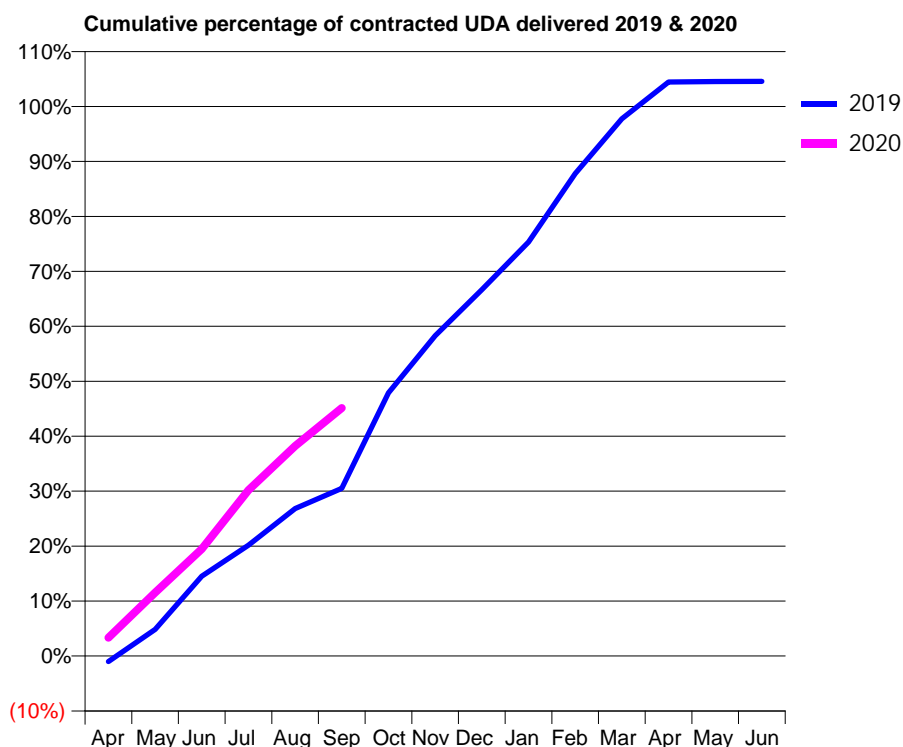
19/20 Contracted general activity (UDA)	11,978
Carry forward general activity (UDA)	-239
19/20 Contracted orthodontic activity (UOA)	0
Carry forward orthodontic activity (UOA)	0
Baseline contract value	£344,827.53

ACCESS*

Patients seen in 24 months	Total	Change since previous quarter
Quarter ending September 2018	4,363	
Quarter ending December 2018	4,545	↑
Quarter ending March 2019	4,791	↑
Quarter ending June 2019	4,840	→
Quarter ending September 2019	4,939	↑
Variance since September 2018	13.2%	↑



ACTIVITY



Month	Adjusted Scheduled Activity (UDA)	
	2019	2020
April	-124	399
May	582	1,381
June	1,741	2,333
July	2,416	3,615
August	3,214	4,579
September	3,656	5,404
October	5,738	
November	6,982	
December	7,982	
January	9,025	
February	10,515	
March	11,706	
April	12,509	
May	12,521	
June	12,524	

QUALITY

	Quantity	Base Number	Contract	AT	Region	England
% of FP17s for the same patient ID Re-attending within 3 months - Children	25	407	6.1%	11.1%	12.0%	11.5%
% of FP17s for the same patient ID Re-attending within 3 months - Adults	221	2,228	9.9%	16.6%	17.2%	15.4%
% of FP17s for the same patient ID Re-attending between 3 & 9 months - Children	188	407	46.2%	45.5%	49.4%	59.7%
% of FP17s for the same patient ID Re-attending between 3 & 9 months - Adults	966	2,228	43.4%	37.1%	39.2%	51.7%
% of FP17s for Band 1 Urgent Courses	266	2,292	11.6%	11.3%	11.0%	9.2%
% of FP17s Relating to Free Repair or Replacements	6	2,292	0.3%	0.5%	0.5%	0.7%
% of FP17s Relating to Continuations	0	2,292	0.0%	0.7%	0.7%	0.8%
% of Patients satisfied with the dentistry they have received	2	2	N/A	91.5%	90.9%	93.5%
% of Patients satisfied with the time they had to wait for an appointment	2	2	N/A	80.9%	83.7%	87.4%

* This is based on patients treated on this contract for their most recent course of treatment. Figures in italics indicate the base number of FP17s or Patient Questionnaire responses are less than 100. N/A is shown where the base number of responses is less than 10 during the period. % is calculated as Quantity/Base number*100

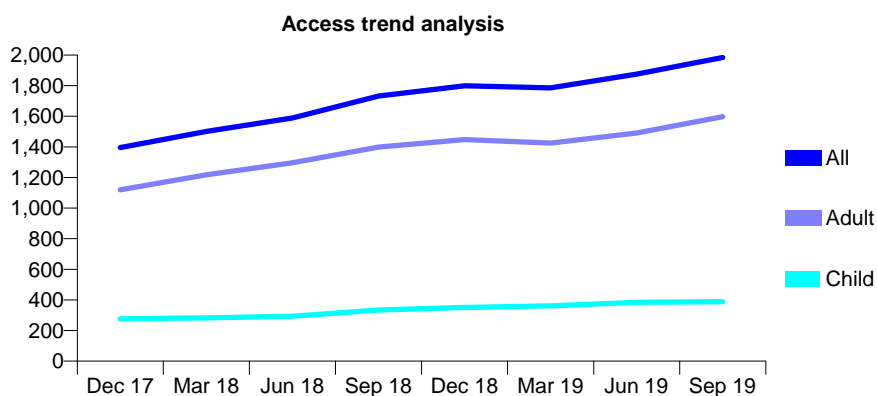
Q61 - Vital Signs At a Glance Contract Report for 742295/0001 - September 2019

Name or company name	Family Dental Care
Contract type name	GDS Contract
Purpose of contract	General
Contract start date	01/04/2006
Contract end date	

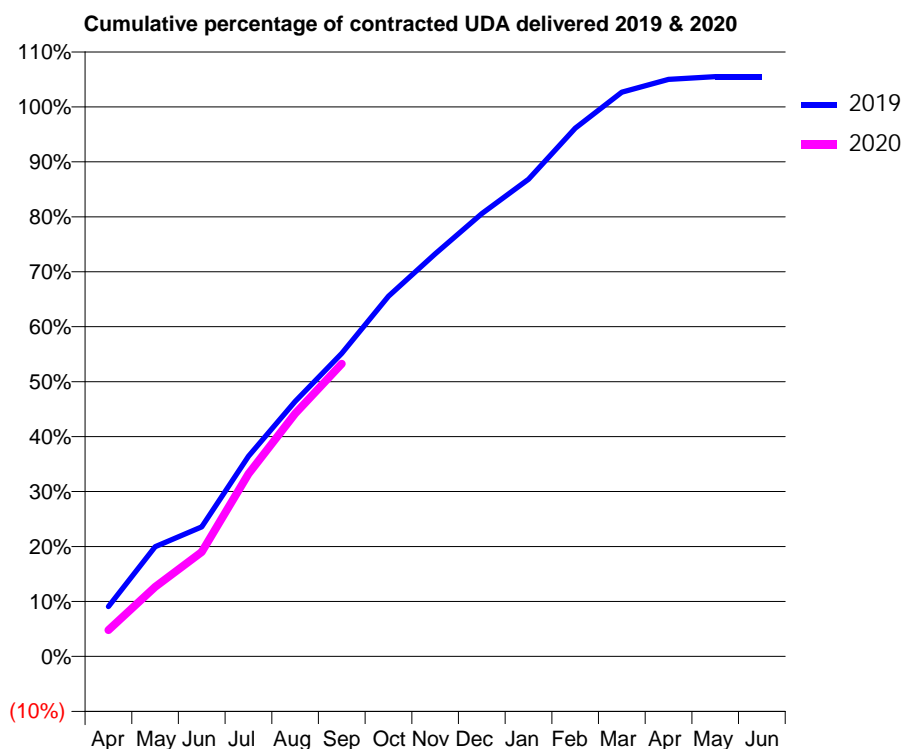
19/20 Contracted general activity (UDA)	5,308
Carry forward general activity (UDA)	-106
19/20 Contracted orthodontic activity (UOA)	0
Carry forward orthodontic activity (UOA)	0
Baseline contract value	£190,010.87

ACCESS*

Patients seen in 24 months	Total	Change since previous quarter
Quarter ending September 2018	1,732	
Quarter ending December 2018	1,799	↑
Quarter ending March 2019	1,786	→
Quarter ending June 2019	1,876	↑
Quarter ending September 2019	1,985	↑
Variance since September 2018	14.6%	↑



ACTIVITY



Adjusted Scheduled Activity (UDA)		
Month	2019	2020
April	481	255
May	1,059	672
June	1,252	1,010
July	1,933	1,763
August	2,463	2,346
September	2,928	2,826
October	3,479	
November	3,888	
December	4,278	
January	4,609	
February	5,102	
March	5,449	
April	5,573	
May	5,600	
June	5,600	

QUALITY

	Quantity	Base Number	Contract	AT	Region	England
% of FP17s for the same patient ID Re-attending within 3 months - Children	16	221	7.2%	11.1%	12.0%	11.5%
% of FP17s for the same patient ID Re-attending within 3 months - Adults	67	759	8.8%	16.6%	17.2%	15.4%
% of FP17s for the same patient ID Re-attending between 3 & 9 months - Children	46	221	20.8%	45.5%	49.4%	59.7%
% of FP17s for the same patient ID Re-attending between 3 & 9 months - Adults	197	759	26.0%	37.1%	39.2%	51.7%
% of FP17s for Band 1 Urgent Courses	82	919	8.9%	11.3%	11.0%	9.2%
% of FP17s Relating to Free Repair or Replacements	1	919	0.1%	0.5%	0.5%	0.7%
% of FP17s Relating to Continuations	3	919	0.3%	0.7%	0.7%	0.8%
% of Patients satisfied with the dentistry they have received	0	0	N/A	91.5%	90.9%	93.5%
% of Patients satisfied with the time they had to wait for an appointment	0	0	N/A	80.9%	83.7%	87.4%

* This is based on patients treated on this contract for their most recent course of treatment. Figures in italics indicate the base number of FP17s or Patient Questionnaire responses are less than 100. N/A is shown where the base number of responses is less than 10 during the period. % is calculated as Quantity/Base number*100

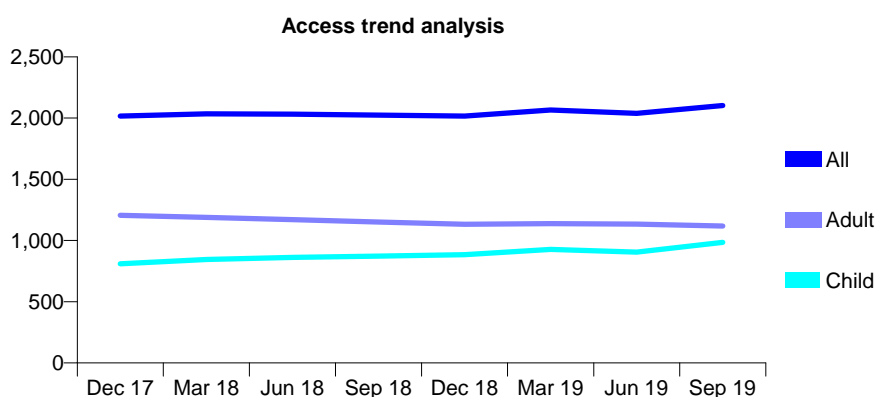
Q61 - Vital Signs At a Glance Contract Report for 742732/0001 - September 2019

Name or company name	MR R SULLMAN
Contract type name	GDS Contract
Purpose of contract	General
Contract start date	01/04/2006
Contract end date	

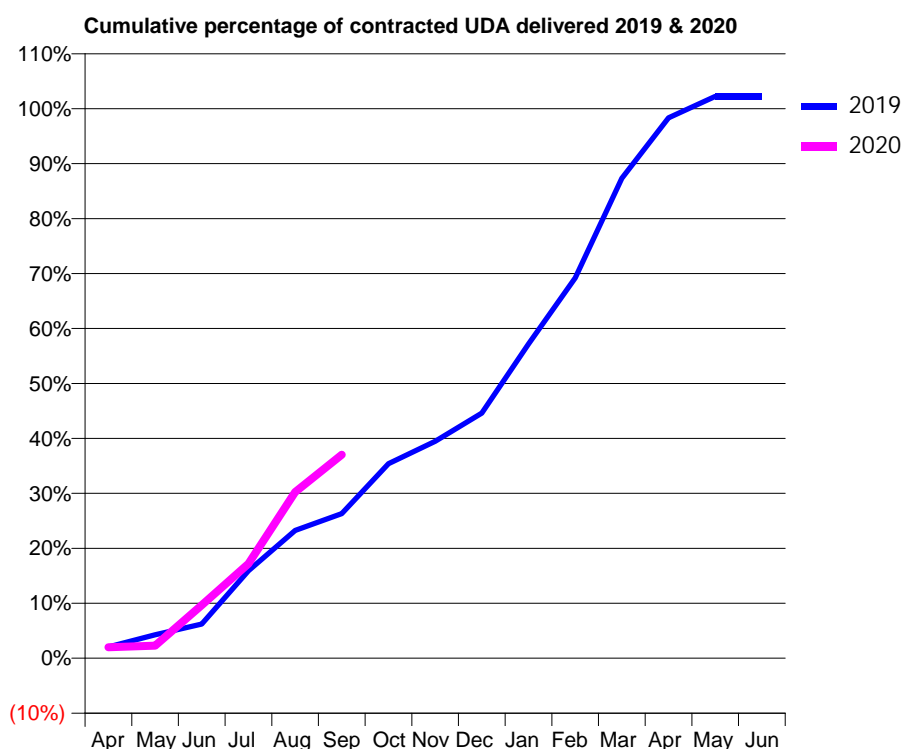
19/20 Contracted general activity (UDA)	6,652
Carry forward general activity (UDA)	-133
19/20 Contracted orthodontic activity (UOA)	0
Carry forward orthodontic activity (UOA)	0
Baseline contract value	£178,524.98

ACCESS*

Patients seen in 24 months	Total	Change since previous quarter
Quarter ending September 2018	2,024	
Quarter ending December 2018	2,016	→
Quarter ending March 2019	2,066	↑
Quarter ending June 2019	2,039	↓
Quarter ending September 2019	2,103	↑
Variance since September 2018	3.9%	↑



ACTIVITY



Month	2019	2020
April	137	133
May	284	152
June	414	641
July	1,058	1,143
August	1,548	2,013
September	1,751	2,463
October	2,355	
November	2,625	
December	2,968	
January	3,803	
February	4,603	
March	5,808	
April	6,541	
May	6,799	
June	6,799	

QUALITY

	Quantity	Base Number	Contract	AT	Region	England
% of FP17s for the same patient ID Re-attending within 3 months - Children	29	489	5.9%	11.1%	12.0%	11.5%
% of FP17s for the same patient ID Re-attending within 3 months - Adults	82	517	15.9%	16.6%	17.2%	15.4%
% of FP17s for the same patient ID Re-attending between 3 & 9 months - Children	83	489	17.0%	45.5%	49.4%	59.7%
% of FP17s for the same patient ID Re-attending between 3 & 9 months - Adults	136	517	26.3%	37.1%	39.2%	51.7%
% of FP17s for Band 1 Urgent Courses	127	759	16.7%	11.3%	11.0%	9.2%
% of FP17s Relating to Free Repair or Replacements	0	759	0.0%	0.5%	0.5%	0.7%
% of FP17s Relating to Continuations	0	759	0.0%	0.7%	0.7%	0.8%
% of Patients satisfied with the dentistry they have received	0	0	N/A	91.5%	90.9%	93.5%
% of Patients satisfied with the time they had to wait for an appointment	0	0	N/A	80.9%	83.7%	87.4%

* This is based on patients treated on this contract for their most recent course of treatment.

Figures in italics indicate the base number of FP17s or Patient Questionnaire responses are less than 100. N/A is shown where the base number of responses is less than 10 during the period. % is calculated as Quantity/Base number*100

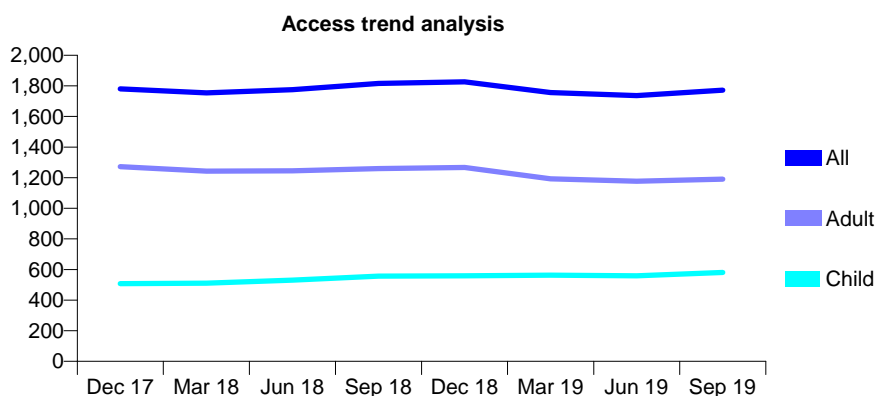
Q61 - Vital Signs At a Glance Contract Report for 745359/0001 - September 2019

Name or company name	MISS A AGARWAL
Contract type name	GDS Contract
Purpose of contract	General
Contract start date	01/04/2006
Contract end date	

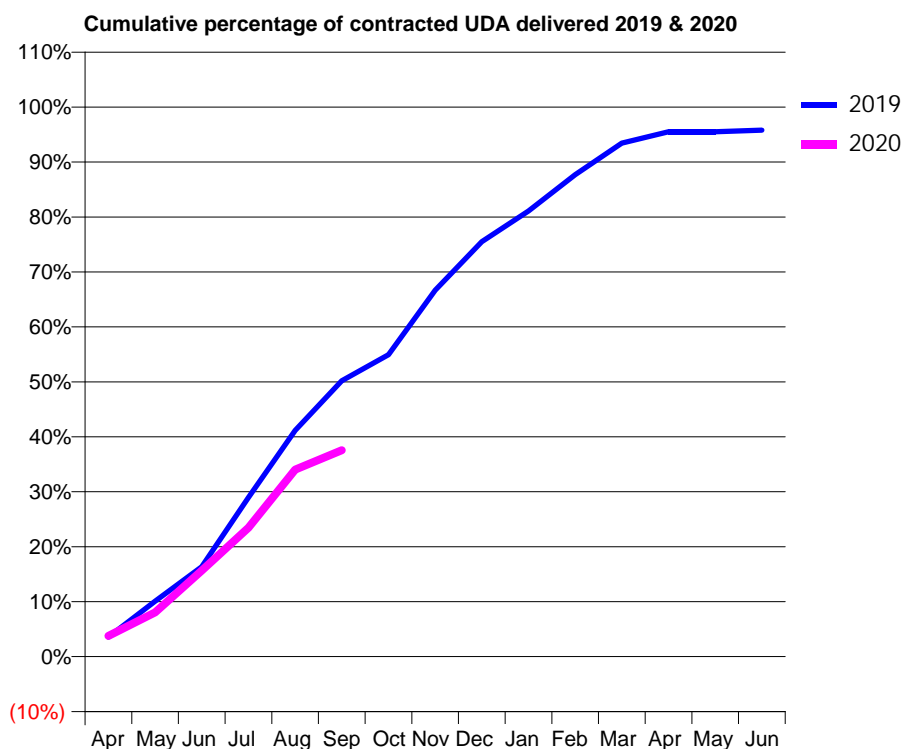
19/20 Contracted general activity (UDA)	4,246
Carry forward general activity (UDA)	0
19/20 Contracted orthodontic activity (UOA)	0
Carry forward orthodontic activity (UOA)	0
Baseline contract value	£137,087.97

ACCESS*

Patients seen in 24 months	Total	Change since previous quarter
Quarter ending September 2018	1,816	
Quarter ending December 2018	1,826	→
Quarter ending March 2019	1,756	↓
Quarter ending June 2019	1,736	↓
Quarter ending September 2019	1,772	↑
Variance since September 2018	(2.4%)	↓



ACTIVITY



Month	Adjusted Scheduled Activity (UDA)	
	2019	2020
April	152	160
May	428	342
June	695	665
July	1,230	996
August	1,748	1,446
September	2,132	1,595
October	2,333	
November	2,831	
December	3,206	
January	3,443	
February	3,724	
March	3,968	
April	4,055	
May	4,055	
June	4,067	

QUALITY

	Quantity	Base Number	Contract	AT	Region	England
% of FP17s for the same patient ID Re-attending within 3 months - Children	24	339	7.1%	11.1%	12.0%	11.5%
% of FP17s for the same patient ID Re-attending within 3 months - Adults	67	538	12.5%	16.6%	17.2%	15.4%
% of FP17s for the same patient ID Re-attending between 3 & 9 months - Children	148	339	43.7%	45.5%	49.4%	59.7%
% of FP17s for the same patient ID Re-attending between 3 & 9 months - Adults	156	538	29.0%	37.1%	39.2%	51.7%
% of FP17s for Band 1 Urgent Courses	94	787	11.9%	11.3%	11.0%	9.2%
% of FP17s Relating to Free Repair or Replacements	0	787	0.0%	0.5%	0.5%	0.7%
% of FP17s Relating to Continuations	0	787	0.0%	0.7%	0.7%	0.8%
% of Patients satisfied with the dentistry they have received	0	0	N/A	91.5%	90.9%	93.5%
% of Patients satisfied with the time they had to wait for an appointment	0	0	N/A	80.9%	83.7%	87.4%

* This is based on patients treated on this contract for their most recent course of treatment. Figures in italics indicate the base number of FP17s or Patient Questionnaire responses are less than 100. N/A is shown where the base number of responses is less than 10 during the period. % is calculated as Quantity/Base number*100

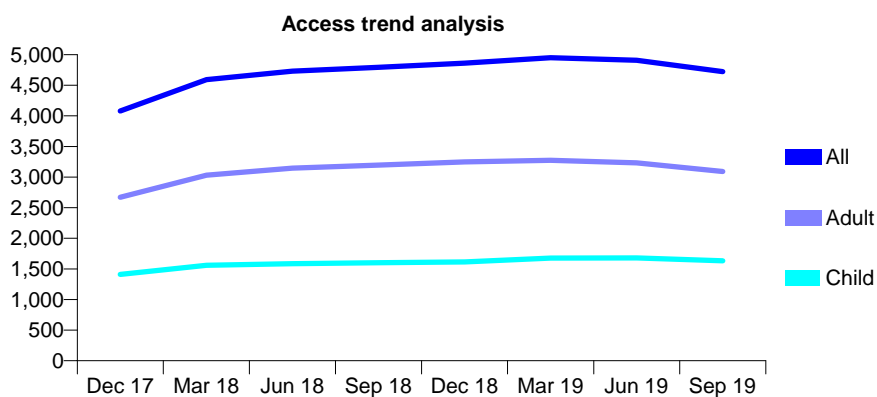
Q61 - Vital Signs At a Glance Contract Report for 745634/0001 - September 2019

Name or company name	MR DG FOURIE
Contract type name	GDS Contract
Purpose of contract	General
Contract start date	01/04/2006
Contract end date	

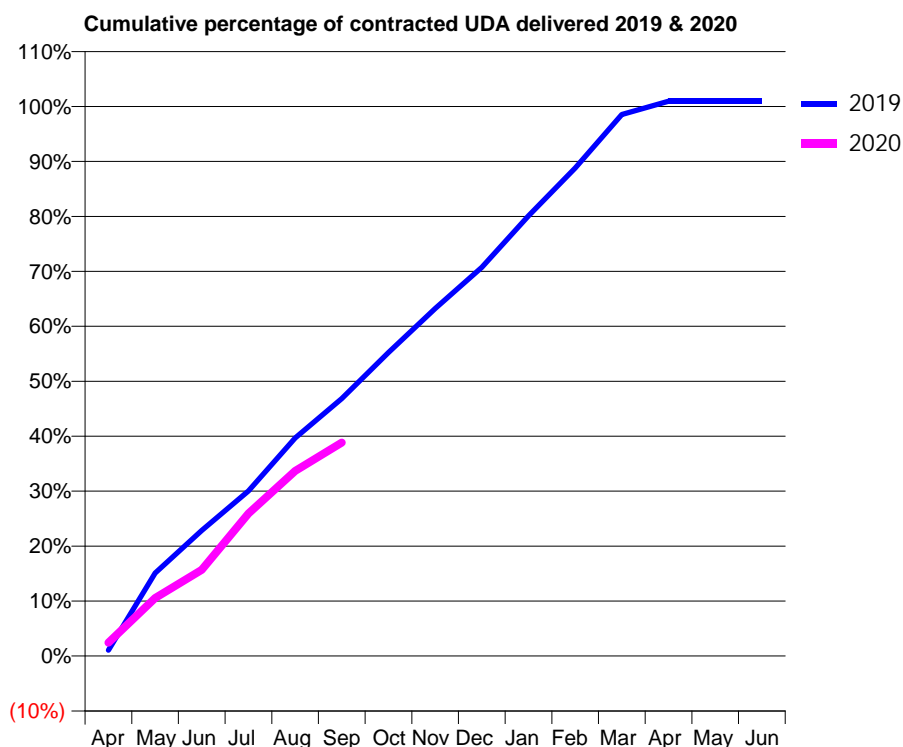
19/20 Contracted general activity (UDA)	11,947
Carry forward general activity (UDA)	-114
19/20 Contracted orthodontic activity (UOA)	0
Carry forward orthodontic activity (UOA)	0
Baseline contract value	£410,826.89

ACCESS*

Patients seen in 24 months	Total	Change since previous quarter
Quarter ending September 2018	4,794	
Quarter ending December 2018	4,861	→
Quarter ending March 2019	4,951	→
Quarter ending June 2019	4,910	→
Quarter ending September 2019	4,723	↓
Variance since September 2018	(1.5%)	↓



ACTIVITY



Month	Adjusted Scheduled Activity (UDA)	
	2019	2020
April	127	293
May	1,804	1,262
June	2,729	1,874
July	3,589	3,099
August	4,743	4,026
September	5,596	4,640
October	6,598	
November	7,553	
December	8,450	
January	9,569	
February	10,608	
March	11,771	
April	12,060	
May	12,062	
June	12,062	

QUALITY

	Quantity	Base Number	Contract	AT	Region	England
% of FP17s for the same patient ID Re-attending within 3 months - Children	46	937	4.9%	11.1%	12.0%	11.5%
% of FP17s for the same patient ID Re-attending within 3 months - Adults	127	1,377	9.2%	16.6%	17.2%	15.4%
% of FP17s for the same patient ID Re-attending between 3 & 9 months - Children	587	937	62.6%	45.5%	49.4%	59.7%
% of FP17s for the same patient ID Re-attending between 3 & 9 months - Adults	703	1,377	51.1%	37.1%	39.2%	51.7%
% of FP17s for Band 1 Urgent Courses	155	2,132	7.3%	11.3%	11.0%	9.2%
% of FP17s Relating to Free Repair or Replacements	9	2,132	0.4%	0.5%	0.5%	0.7%
% of FP17s Relating to Continuations	2	2,132	0.1%	0.7%	0.7%	0.8%
% of Patients satisfied with the dentistry they have received	4	4	N/A	91.5%	90.9%	93.5%
% of Patients satisfied with the time they had to wait for an appointment	2	4	N/A	80.9%	83.7%	87.4%

* This is based on patients treated on this contract for their most recent course of treatment. Figures in italics indicate the base number of FP17s or Patient Questionnaire responses are less than 100. N/A is shown where the base number of responses is less than 10 during the period. % is calculated as Quantity/Base number*100

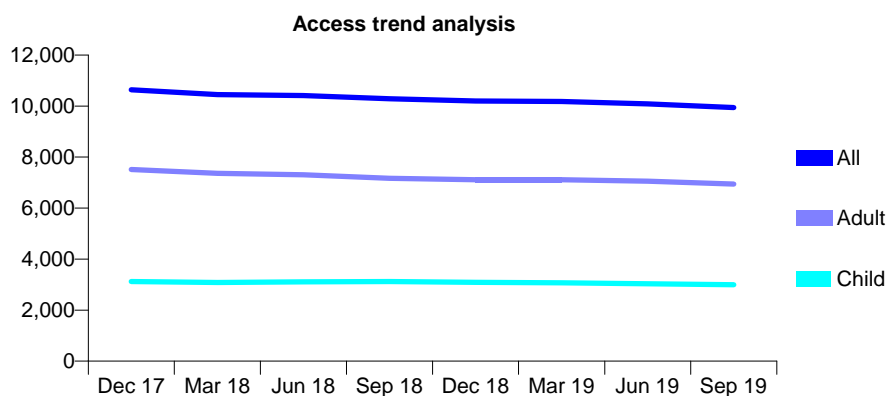
Q61 - Vital Signs At a Glance Contract Report for 746959/0001 - September 2019

Name or company name	Wanstead Village Dental & Health Centre
Contract type name	GDS Contract
Purpose of contract	General
Contract start date	01/04/2006
Contract end date	

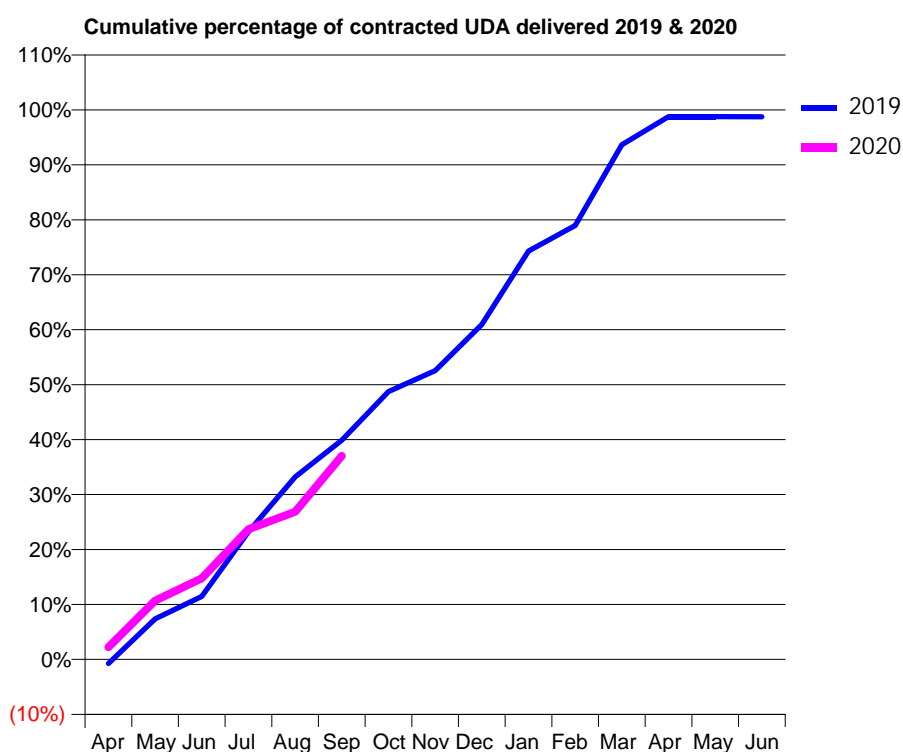
19/20 Contracted general activity (UDA)	22,644
Carry forward general activity (UDA)	0
19/20 Contracted orthodontic activity (UOA)	0
Carry forward orthodontic activity (UOA)	0
Baseline contract value	£509,139.22

ACCESS*

Patients seen in 24 months	Total	Change since previous quarter
Quarter ending September 2018	10,289	
Quarter ending December 2018	10,198	→
Quarter ending March 2019	10,185	→
Quarter ending June 2019	10,087	→
Quarter ending September 2019	9,940	↓
Variance since September 2018	(3.4%)	↓



ACTIVITY



Month	2019	2020
April	-175	508
May	1,675	2,427
June	2,599	3,336
July	5,263	5,368
August	7,521	6,083
September	9,030	8,381
October	11,038	
November	11,899	
December	13,802	
January	16,831	
February	17,876	
March	21,205	
April	22,365	
May	22,365	
June	22,357	

QUALITY

	Quantity	Base Number	Contract	AT	Region	England
% of FP17s for the same patient ID Re-attending within 3 months - Children	185	2,200	8.4%	11.1%	12.0%	11.5%
% of FP17s for the same patient ID Re-attending within 3 months - Adults	732	4,564	16.0%	16.6%	17.2%	15.4%
% of FP17s for the same patient ID Re-attending between 3 & 9 months - Children	1,362	2,200	61.9%	45.5%	49.4%	59.7%
% of FP17s for the same patient ID Re-attending between 3 & 9 months - Adults	2,126	4,564	46.6%	37.1%	39.2%	51.7%
% of FP17s for Band 1 Urgent Courses	784	5,428	14.4%	11.3%	11.0%	9.2%
% of FP17s Relating to Free Repair or Replacements	69	5,428	1.3%	0.5%	0.5%	0.7%
% of FP17s Relating to Continuations	2	5,428	0.0%	0.7%	0.7%	0.8%
% of Patients satisfied with the dentistry they have received	4	5	N/A	91.5%	90.9%	93.5%
% of Patients satisfied with the time they had to wait for an appointment	5	5	N/A	80.9%	83.7%	87.4%

* This is based on patients treated on this contract for their most recent course of treatment. Figures in italics indicate the base number of FP17s or Patient Questionnaire responses are less than 100. N/A is shown where the base number of responses is less than 10 during the period. % is calculated as Quantity/Base number*100

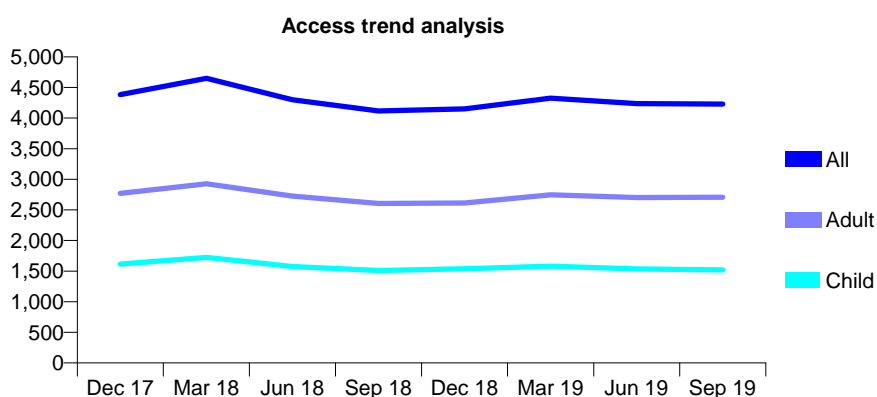
Q61 - Vital Signs At a Glance Contract Report for 750123/0001 - September 2019

Name or company name	MR S DODHIA
Contract type name	GDS Contract
Purpose of contract	General
Contract start date	01/04/2006
Contract end date	

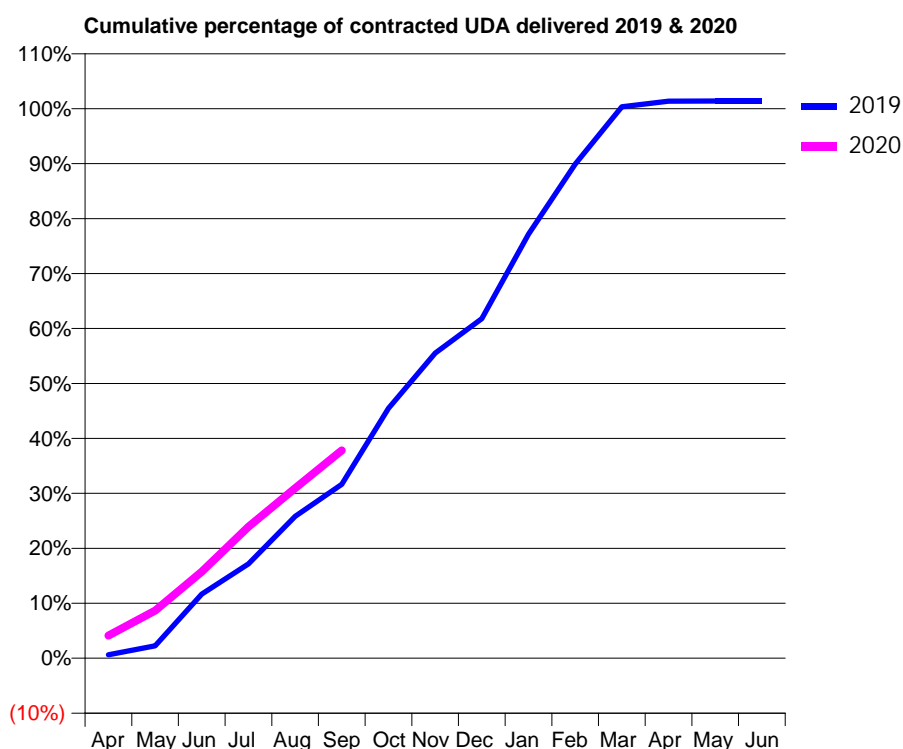
19/20 Contracted general activity (UDA)	12,420
Carry forward general activity (UDA)	-174
19/20 Contracted orthodontic activity (UOA)	0
Carry forward orthodontic activity (UOA)	0
Baseline contract value	£478,800.67

ACCESS*

Patients seen in 24 months	Total	Change since previous quarter
Quarter ending September 2018	4,116	
Quarter ending December 2018	4,152	→
Quarter ending March 2019	4,326	↑
Quarter ending June 2019	4,237	↓
Quarter ending September 2019	4,227	→
Variance since September 2018	2.7%	↑



ACTIVITY



Month	2019	2020
April	78	513
May	282	1,078
June	1,449	1,953
July	2,133	2,969
August	3,208	3,844
September	3,928	4,696
October	5,648	
November	6,895	
December	7,672	
January	9,582	
February	11,168	
March	12,461	
April	12,589	
May	12,592	
June	12,594	

QUALITY

	Quantity	Base Number	Contract	AT	Region	England
% of FP17s for the same patient ID Re-attending within 3 months - Children	71	642	11.1%	11.1%	12.0%	11.5%
% of FP17s for the same patient ID Re-attending within 3 months - Adults	188	1,104	17.0%	16.6%	17.2%	15.4%
% of FP17s for the same patient ID Re-attending between 3 & 9 months - Children	168	642	26.2%	45.5%	49.4%	59.7%
% of FP17s for the same patient ID Re-attending between 3 & 9 months - Adults	298	1,104	27.0%	37.1%	39.2%	51.7%
% of FP17s for Band 1 Urgent Courses	307	1,683	18.2%	11.3%	11.0%	9.2%
% of FP17s Relating to Free Repair or Replacements	5	1,683	0.3%	0.5%	0.5%	0.7%
% of FP17s Relating to Continuations	3	1,683	0.2%	0.7%	0.7%	0.8%
% of Patients satisfied with the dentistry they have received	2	2	N/A	91.5%	90.9%	93.5%
% of Patients satisfied with the time they had to wait for an appointment	2	2	N/A	80.9%	83.7%	87.4%

* This is based on patients treated on this contract for their most recent course of treatment.

Figures in italics indicate the base number of FP17s or Patient Questionnaire responses are less than 100. N/A is shown where the base number of responses is less than 10 during the period. % is calculated as Quantity/Base number*100

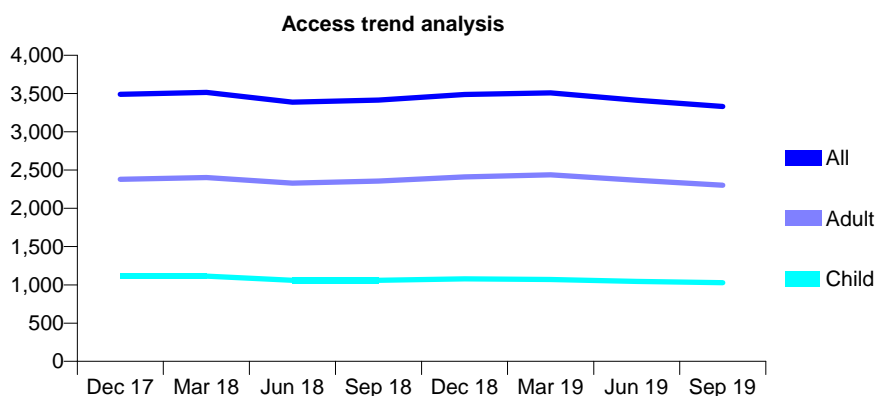
Q61 - Vital Signs At a Glance Contract Report for 750123/0002 - September 2019

Name or company name	MR S DODHIA
Contract type name	GDS Contract
Purpose of contract	General
Contract start date	01/04/2006
Contract end date	

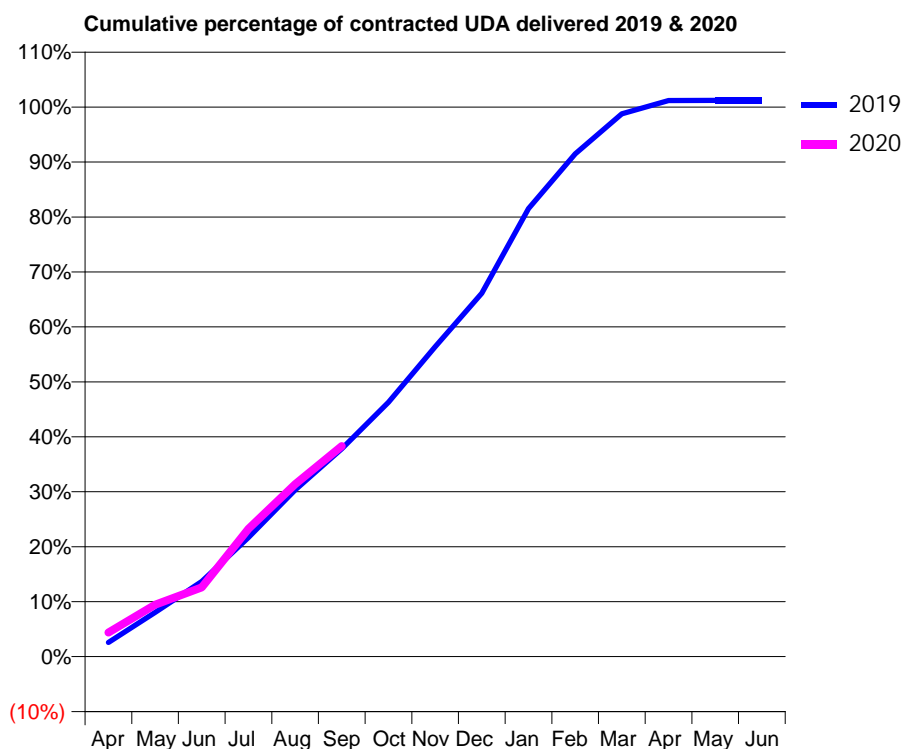
19/20 Contracted general activity (UDA)	9,575
Carry forward general activity (UDA)	-115
19/20 Contracted orthodontic activity (UOA)	0
Carry forward orthodontic activity (UOA)	0
Baseline contract value	£362,833.39

ACCESS*

Patients seen in 24 months	Total	Change since previous quarter
Quarter ending September 2018	3,414	
Quarter ending December 2018	3,488	↑
Quarter ending March 2019	3,507	→
Quarter ending June 2019	3,411	↓
Quarter ending September 2019	3,329	↓
Variance since September 2018	(2.5%)	↓



ACTIVITY



Month	Adjusted Scheduled Activity (UDA)	
	2019	2020
April	248	420
May	770	904
June	1,309	1,207
July	2,075	2,227
August	2,903	3,005
September	3,622	3,668
October	4,433	
November	5,401	
December	6,331	
January	7,807	
February	8,760	
March	9,456	
April	9,687	
May	9,690	
June	9,690	

QUALITY

	Quantity	Base Number	Contract	AT	Region	England
% of FP17s for the same patient ID Re-attending within 3 months - Children	40	464	8.6%	11.1%	12.0%	11.5%
% of FP17s for the same patient ID Re-attending within 3 months - Adults	169	979	17.3%	16.6%	17.2%	15.4%
% of FP17s for the same patient ID Re-attending between 3 & 9 months - Children	133	464	28.7%	45.5%	49.4%	59.7%
% of FP17s for the same patient ID Re-attending between 3 & 9 months - Adults	284	979	29.0%	37.1%	39.2%	51.7%
% of FP17s for Band 1 Urgent Courses	212	1,349	15.7%	11.3%	11.0%	9.2%
% of FP17s Relating to Free Repair or Replacements	11	1,349	0.8%	0.5%	0.5%	0.7%
% of FP17s Relating to Continuations	2	1,349	0.1%	0.7%	0.7%	0.8%
% of Patients satisfied with the dentistry they have received	0	0	N/A	91.5%	90.9%	93.5%
% of Patients satisfied with the time they had to wait for an appointment	0	0	N/A	80.9%	83.7%	87.4%

* This is based on patients treated on this contract for their most recent course of treatment. Figures in italics indicate the base number of FP17s or Patient Questionnaire responses are less than 100. N/A is shown where the base number of responses is less than 10 during the period. % is calculated as Quantity/Base number*100

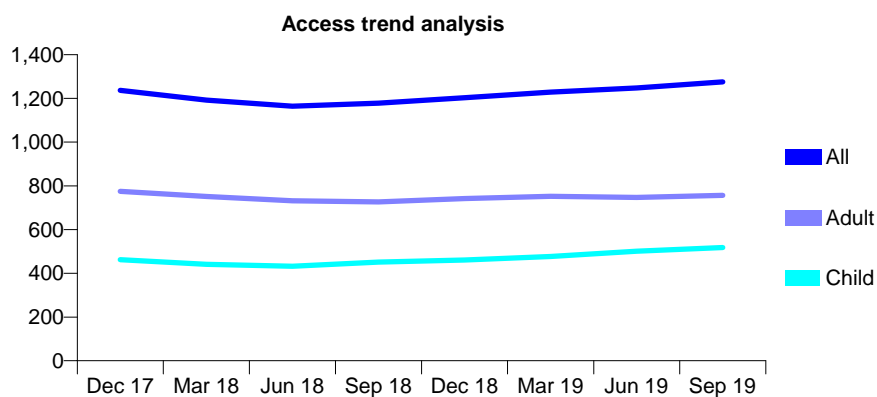
Q61 - Vital Signs At a Glance Contract Report for 750123/0004 - September 2019

Name or company name	MR S DODHIA
Contract type name	GDS Contract
Purpose of contract	General
Contract start date	27/07/2013
Contract end date	

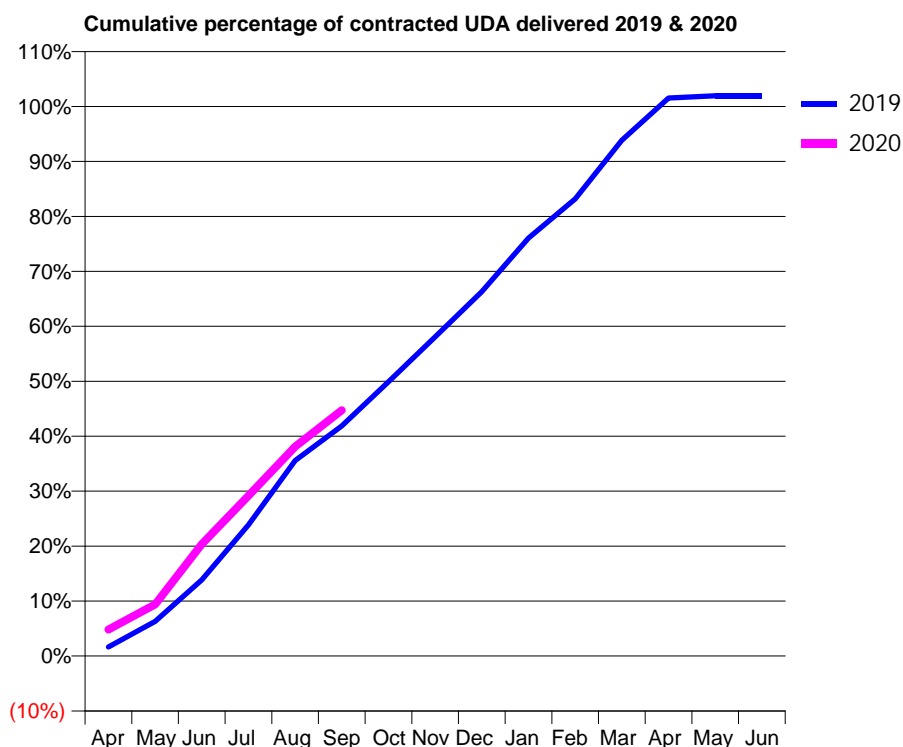
19/20 Contracted general activity (UDA)	4,105
Carry forward general activity (UDA)	-79
19/20 Contracted orthodontic activity (UOA)	0
Carry forward orthodontic activity (UOA)	0
Baseline contract value	£141,321.28

ACCESS*

Patients seen in 24 months	Total	Change since previous quarter
Quarter ending September 2018	1,178	
Quarter ending December 2018	1,203	↑
Quarter ending March 2019	1,229	↑
Quarter ending June 2019	1,248	→
Quarter ending September 2019	1,275	↑
Variance since September 2018	8.2%	↑



ACTIVITY



Month	Adjusted Scheduled Activity (UDA)	
	2019	2020
April	68	198
May	259	386
June	568	836
July	980	1,198
August	1,460	1,564
September	1,719	1,836
October	2,049	
November	2,384	
December	2,722	
January	3,122	
February	3,415	
March	3,853	
April	4,169	
May	4,185	
June	4,185	

QUALITY

	Quantity	Base Number	Contract	AT	Region	England
% of FP17s for the same patient ID Re-attending within 3 months - Children	10	237	4.2%	11.1%	12.0%	11.5%
% of FP17s for the same patient ID Re-attending within 3 months - Adults	65	384	16.9%	16.6%	17.2%	15.4%
% of FP17s for the same patient ID Re-attending between 3 & 9 months - Children	48	237	20.3%	45.5%	49.4%	59.7%
% of FP17s for the same patient ID Re-attending between 3 & 9 months - Adults	98	384	25.5%	37.1%	39.2%	51.7%
% of FP17s for Band 1 Urgent Courses	66	548	12.0%	11.3%	11.0%	9.2%
% of FP17s Relating to Free Repair or Replacements	0	548	0.0%	0.5%	0.5%	0.7%
% of FP17s Relating to Continuations	0	548	0.0%	0.7%	0.7%	0.8%
% of Patients satisfied with the dentistry they have received	0	0	N/A	91.5%	90.9%	93.5%
% of Patients satisfied with the time they had to wait for an appointment	0	0	N/A	80.9%	83.7%	87.4%

* This is based on patients treated on this contract for their most recent course of treatment. Figures in italics indicate the base number of FP17s or Patient Questionnaire responses are less than 100. N/A is shown where the base number of responses is less than 10 during the period. % is calculated as Quantity/Base number*100

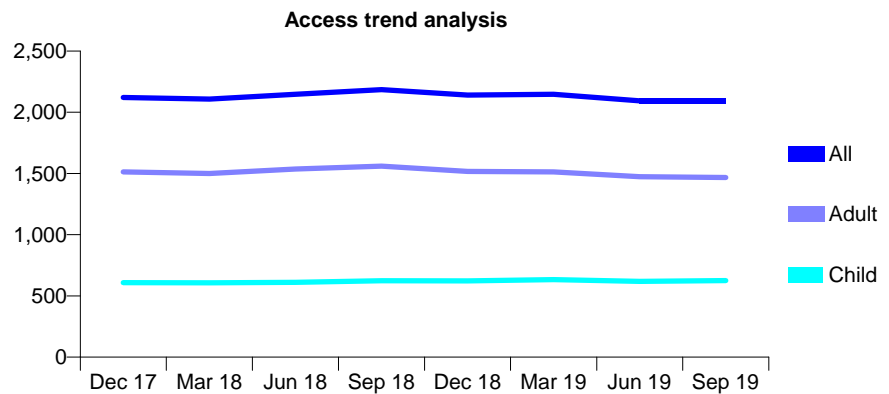
Q61 - Vital Signs At a Glance Contract Report for 751669/0001 - September 2019

Name or company name	MR V KAJAN
Contract type name	GDS Contract
Purpose of contract	General
Contract start date	01/04/2006
Contract end date	

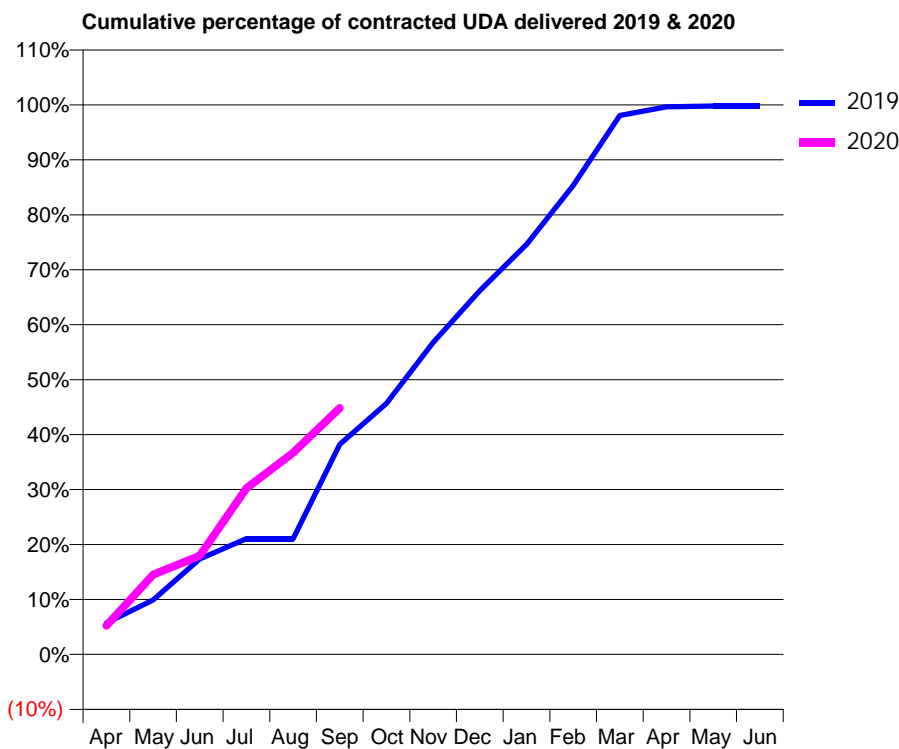
19/20 Contracted general activity (UDA)	5,139
Carry forward general activity (UDA)	11
19/20 Contracted orthodontic activity (UOA)	0
Carry forward orthodontic activity (UOA)	0
Baseline contract value	£198,433.18

ACCESS*

Patients seen in 24 months	Total	Change since previous quarter
Quarter ending September 2018	2,185	
Quarter ending December 2018	2,140	↓
Quarter ending March 2019	2,147	→
Quarter ending June 2019	2,093	↓
Quarter ending September 2019	2,093	→
Variance since September 2018	(4.2%)	↓



ACTIVITY



Month	2019	2020
April	294	269
May	509	746
June	894	922
July	1,083	1,554
August	1,083	1,886
September	1,965	2,304
October	2,348	
November	2,918	
December	3,401	
January	3,833	
February	4,386	
March	5,040	
April	5,121	
May	5,127	
June	5,127	

QUALITY

	Quantity	Base Number	Contract	AT	Region	England
% of FP17s for the same patient ID Re-attending within 3 months - Children	48	532	9.0%	11.1%	12.0%	11.5%
% of FP17s for the same patient ID Re-attending within 3 months - Adults	156	1,106	14.1%	16.6%	17.2%	15.4%
% of FP17s for the same patient ID Re-attending between 3 & 9 months - Children	346	532	65.0%	45.5%	49.4%	59.7%
% of FP17s for the same patient ID Re-attending between 3 & 9 months - Adults	757	1,106	68.4%	37.1%	39.2%	51.7%
% of FP17s for Band 1 Urgent Courses	132	1,588	8.3%	11.3%	11.0%	9.2%
% of FP17s Relating to Free Repair or Replacements	11	1,588	0.7%	0.5%	0.5%	0.7%
% of FP17s Relating to Continuations	7	1,588	0.4%	0.7%	0.7%	0.8%
% of Patients satisfied with the dentistry they have received	0	0	N/A	91.5%	90.9%	93.5%
% of Patients satisfied with the time they had to wait for an appointment	0	0	N/A	80.9%	83.7%	87.4%

* This is based on patients treated on this contract for their most recent course of treatment. Figures in italics indicate the base number of FP17s or Patient Questionnaire responses are less than 100. N/A is shown where the base number of responses is less than 10 during the period. % is calculated as Quantity/Base number*100

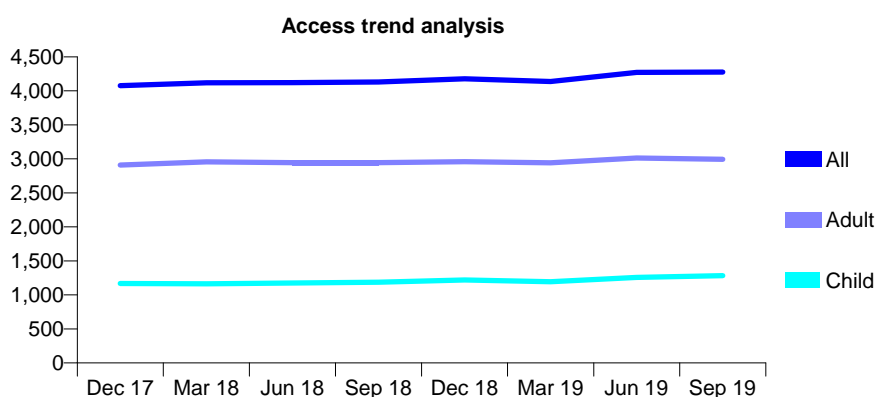
Q61 - Vital Signs At a Glance Contract Report for 755605/0001 - September 2019

Name or company name	MRS M KHAMBATI
Contract type name	GDS Contract
Purpose of contract	General
Contract start date	01/04/2006
Contract end date	

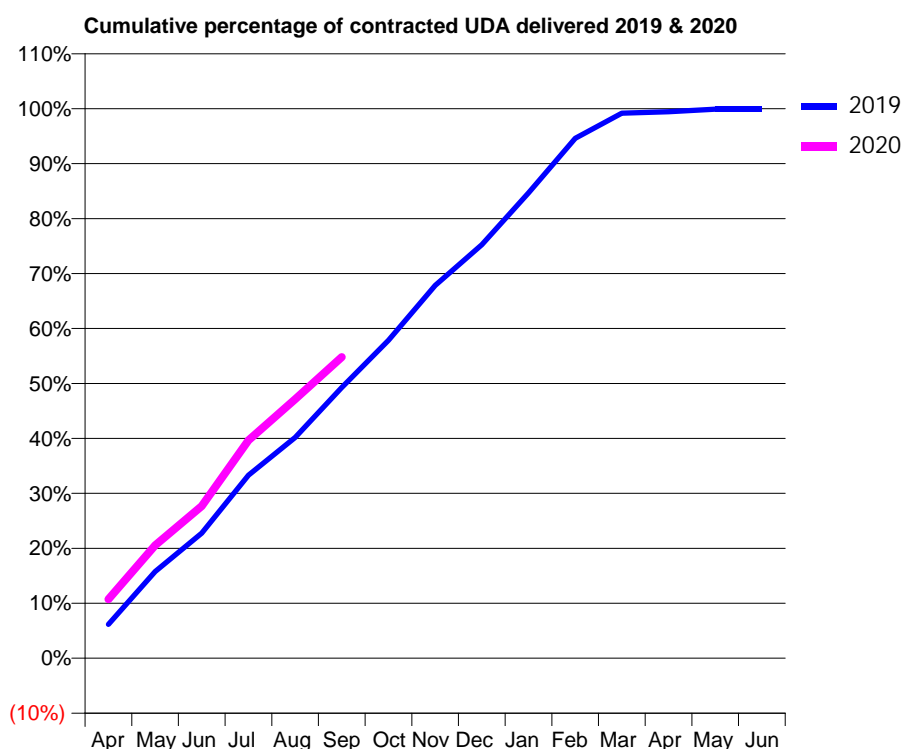
19/20 Contracted general activity (UDA)	11,817
Carry forward general activity (UDA)	12
19/20 Contracted orthodontic activity (UOA)	0
Carry forward orthodontic activity (UOA)	0
Baseline contract value	£386,042.62

ACCESS*

Patients seen in 24 months	Total	Change since previous quarter
Quarter ending September 2018	4,131	
Quarter ending December 2018	4,178	→
Quarter ending March 2019	4,138	→
Quarter ending June 2019	4,271	↑
Quarter ending September 2019	4,278	→
Variance since September 2018	3.6%	↑



ACTIVITY



Month	2019	2020
April	730	1,270
May	1,866	2,426
June	2,691	3,270
July	3,935	4,683
August	4,748	5,571
September	5,819	6,475
October	6,838	
November	8,017	
December	8,890	
January	10,005	
February	11,178	
March	11,718	
April	11,751	
May	11,805	
June	11,805	

QUALITY

	Quantity	Base Number	Contract	AT	Region	England
% of FP17s for the same patient ID Re-attending within 3 months - Children	74	861	8.6%	11.1%	12.0%	11.5%
% of FP17s for the same patient ID Re-attending within 3 months - Adults	284	1,781	15.9%	16.6%	17.2%	15.4%
% of FP17s for the same patient ID Re-attending between 3 & 9 months - Children	367	861	42.6%	45.5%	49.4%	59.7%
% of FP17s for the same patient ID Re-attending between 3 & 9 months - Adults	681	1,781	38.2%	37.1%	39.2%	51.7%
% of FP17s for Band 1 Urgent Courses	234	2,606	9.0%	11.3%	11.0%	9.2%
% of FP17s Relating to Free Repair or Replacements	22	2,606	0.8%	0.5%	0.5%	0.7%
% of FP17s Relating to Continuations	34	2,606	1.3%	0.7%	0.7%	0.8%
% of Patients satisfied with the dentistry they have received	1	1	N/A	91.5%	90.9%	93.5%
% of Patients satisfied with the time they had to wait for an appointment	1	1	N/A	80.9%	83.7%	87.4%

* This is based on patients treated on this contract for their most recent course of treatment.

Figures in italics indicate the base number of FP17s or Patient Questionnaire responses are less than 100. N/A is shown where the base number of responses is less than 10 during the period. % is calculated as Quantity/Base number*100

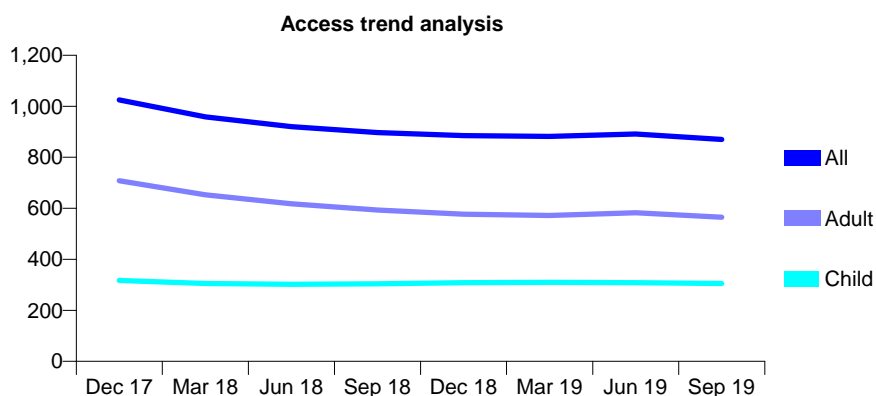
Q61 - Vital Signs At a Glance Contract Report for 762067/0001 - September 2019

Name or company name	MR M OTIFEH
Contract type name	GDS Contract
Purpose of contract	General
Contract start date	01/04/2006
Contract end date	

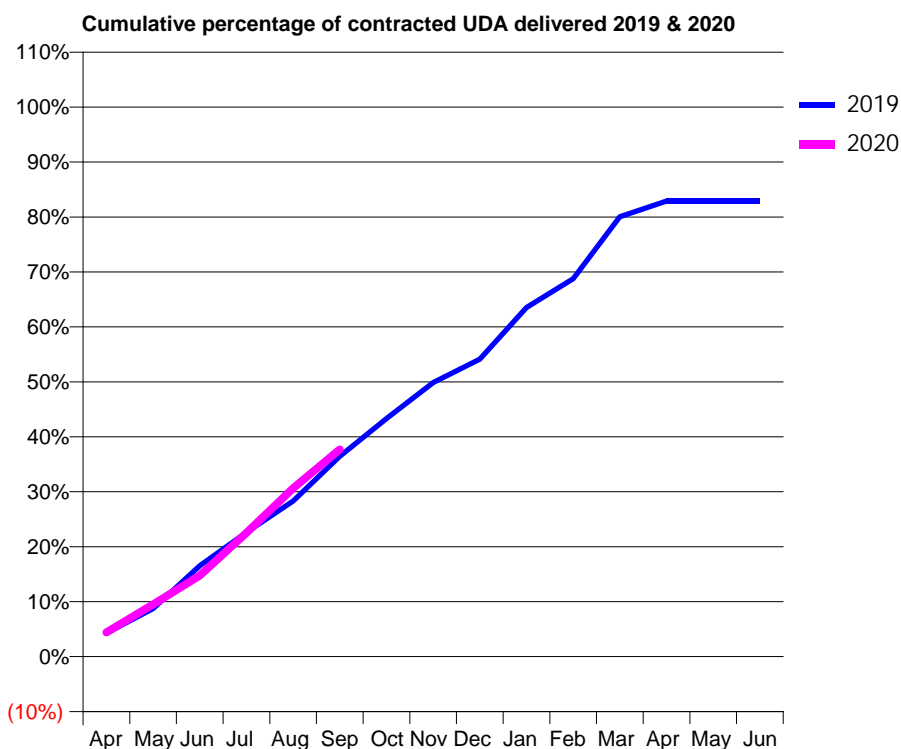
19/20 Contracted general activity (UDA)	2,910
Carry forward general activity (UDA)	0
19/20 Contracted orthodontic activity (UOA)	0
Carry forward orthodontic activity (UOA)	0
Baseline contract value	£85,952.12

ACCESS*

Patients seen in 24 months	Total	Change since previous quarter
Quarter ending September 2018	897	
Quarter ending December 2018	885	↓
Quarter ending March 2019	882	→
Quarter ending June 2019	891	→
Quarter ending September 2019	870	↓
Variance since September 2018	(3.0%)	↓



ACTIVITY



Month	Adjusted Scheduled Activity (UDA)	
	2019	2020
April	124	129
May	255	276
June	481	429
July	658	656
August	824	892
September	1,061	1,097
October	1,261	
November	1,451	
December	1,575	
January	1,849	
February	2,002	
March	2,329	
April	2,412	
May	2,412	
June	2,412	

QUALITY

	Quantity	Base Number	Contract	AT	Region	England
% of FP17s for the same patient ID Re-attending within 3 months - Children	3	184	1.6%	11.1%	12.0%	11.5%
% of FP17s for the same patient ID Re-attending within 3 months - Adults	28	281	10.0%	16.6%	17.2%	15.4%
% of FP17s for the same patient ID Re-attending between 3 & 9 months - Children	105	184	57.1%	45.5%	49.4%	59.7%
% of FP17s for the same patient ID Re-attending between 3 & 9 months - Adults	104	281	37.0%	37.1%	39.2%	51.7%
% of FP17s for Band 1 Urgent Courses	71	446	15.9%	11.3%	11.0%	9.2%
% of FP17s Relating to Free Repair or Replacements	0	446	0.0%	0.5%	0.5%	0.7%
% of FP17s Relating to Continuations	0	446	0.0%	0.7%	0.7%	0.8%
% of Patients satisfied with the dentistry they have received	0	0	N/A	91.5%	90.9%	93.5%
% of Patients satisfied with the time they had to wait for an appointment	0	0	N/A	80.9%	83.7%	87.4%

* This is based on patients treated on this contract for their most recent course of treatment. Figures in italics indicate the base number of FP17s or Patient Questionnaire responses are less than 100. N/A is shown where the base number of responses is less than 10 during the period. % is calculated as Quantity/Base number*100

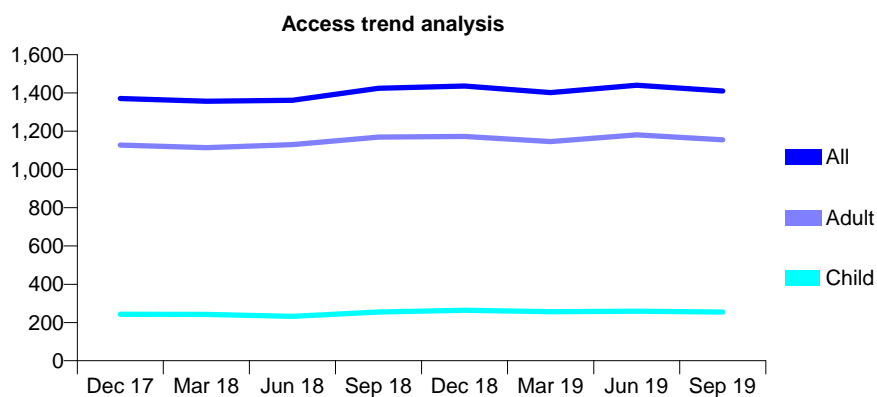
Q61 - Vital Signs At a Glance Contract Report for 762431/0003 - September 2019

Name or company name	Kingsland Dental Surgery
Contract type name	GDS Contract
Purpose of contract	General
Contract start date	08/10/2012
Contract end date	

19/20 Contracted general activity (UDA)	5,304
Carry forward general activity (UDA)	0
19/20 Contracted orthodontic activity (UOA)	0
Carry forward orthodontic activity (UOA)	0
Baseline contract value	£139,927.59

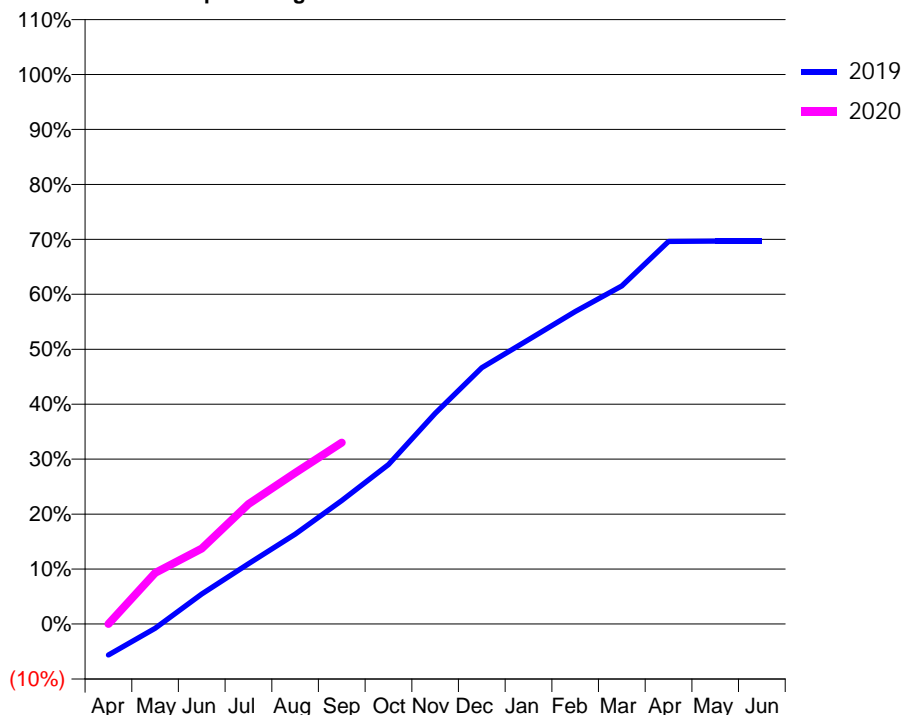
ACCESS*

Patients seen in 24 months	Total	Change since previous quarter
Quarter ending September 2018	1,424	
Quarter ending December 2018	1,436	→
Quarter ending March 2019	1,402	↓
Quarter ending June 2019	1,440	↑
Quarter ending September 2019	1,410	↓
Variance since September 2018	(1.0%)	→



ACTIVITY

Cumulative percentage of contracted UDA delivered 2019 & 2020



Adjusted Scheduled Activity (UDA)

Month	2019	2020
April	-300	0
May	-42	493
June	290	729
July	582	1,158
August	868	1,459
September	1,193	1,751
October	1,540	
November	2,033	
December	2,475	
January	2,745	
February	3,016	
March	3,263	
April	3,692	
May	3,696	
June	3,697	

QUALITY

	Quantity	Base Number	Contract	AT	Region	England
% of FP17s for the same patient ID Re-attending within 3 months - Children	6	117	5.1%	11.1%	12.0%	11.5%
% of FP17s for the same patient ID Re-attending within 3 months - Adults	55	569	9.7%	16.6%	17.2%	15.4%
% of FP17s for the same patient ID Re-attending between 3 & 9 months - Children	33	117	28.2%	45.5%	49.4%	59.7%
% of FP17s for the same patient ID Re-attending between 3 & 9 months - Adults	169	569	29.7%	37.1%	39.2%	51.7%
% of FP17s for Band 1 Urgent Courses	25	579	4.3%	11.3%	11.0%	9.2%
% of FP17s Relating to Free Repair or Replacements	0	579	0.0%	0.5%	0.5%	0.7%
% of FP17s Relating to Continuations	0	579	0.0%	0.7%	0.7%	0.8%
% of Patients satisfied with the dentistry they have received	2	2	N/A	91.5%	90.9%	93.5%
% of Patients satisfied with the time they had to wait for an appointment	1	2	N/A	80.9%	83.7%	87.4%

* This is based on patients treated on this contract for their most recent course of treatment. Figures in italics indicate the base number of FP17s or Patient Questionnaire responses are less than 100. N/A is shown where the base number of responses is less than 10 during the period. % is calculated as Quantity/Base number*100

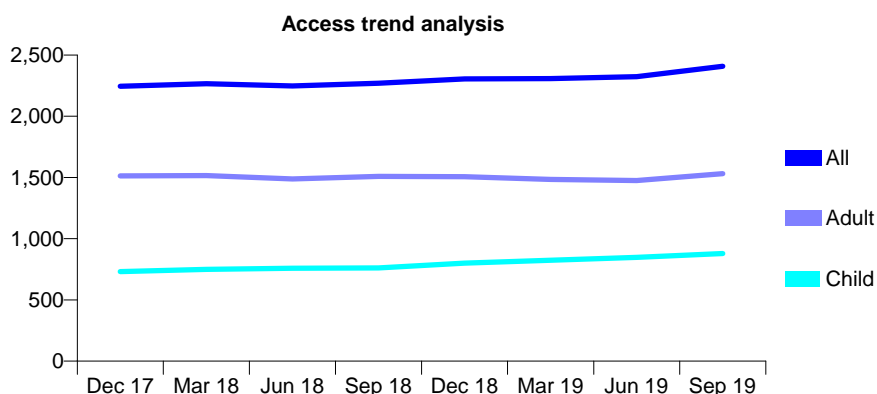
Q61 - Vital Signs At a Glance Contract Report for 763934/0002 - September 2019

Name or company name	Apex Dental Care
Contract type name	GDS Contract
Purpose of contract	General
Contract start date	01/04/2006
Contract end date	

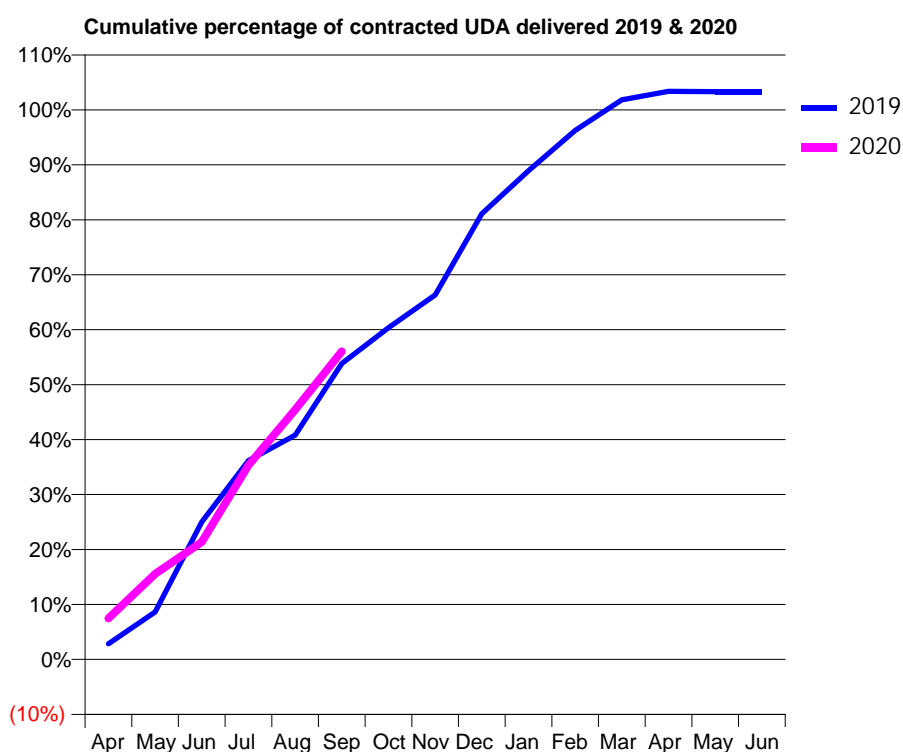
19/20 Contracted general activity (UDA)	5,793
Carry forward general activity (UDA)	-115
19/20 Contracted orthodontic activity (UOA)	0
Carry forward orthodontic activity (UOA)	0
Baseline contract value	£168,300.66

ACCESS*

Patients seen in 24 months	Total	Change since previous quarter
Quarter ending September 2018	2,270	
Quarter ending December 2018	2,306	→
Quarter ending March 2019	2,308	→
Quarter ending June 2019	2,323	→
Quarter ending September 2019	2,409	↑
Variance since September 2018	6.1%	↑



ACTIVITY



Adjusted Scheduled Activity (UDA)		
Month	2019	2020
April	165	433
May	499	902
June	1,448	1,238
July	2,096	2,048
August	2,365	2,633
September	3,119	3,247
October	3,497	
November	3,843	
December	4,697	
January	5,152	
February	5,575	
March	5,898	
April	5,988	
May	5,985	
June	5,985	

QUALITY

	Quantity	Base Number	Contract	AT	Region	England
% of FP17s for the same patient ID Re-attending within 3 months - Children	59	598	9.9%	11.1%	12.0%	11.5%
% of FP17s for the same patient ID Re-attending within 3 months - Adults	105	733	14.3%	16.6%	17.2%	15.4%
% of FP17s for the same patient ID Re-attending between 3 & 9 months - Children	272	598	45.5%	45.5%	49.4%	59.7%
% of FP17s for the same patient ID Re-attending between 3 & 9 months - Adults	219	733	29.9%	37.1%	39.2%	51.7%
% of FP17s for Band 1 Urgent Courses	134	1,290	10.4%	11.3%	11.0%	9.2%
% of FP17s Relating to Free Repair or Replacements	2	1,290	0.2%	0.5%	0.5%	0.7%
% of FP17s Relating to Continuations	8	1,290	0.6%	0.7%	0.7%	0.8%
% of Patients satisfied with the dentistry they have received	1	1	N/A	91.5%	90.9%	93.5%
% of Patients satisfied with the time they had to wait for an appointment	1	1	N/A	80.9%	83.7%	87.4%

* This is based on patients treated on this contract for their most recent course of treatment. Figures in italics indicate the base number of FP17s or Patient Questionnaire responses are less than 100. N/A is shown where the base number of responses is less than 10 during the period. % is calculated as Quantity/Base number*100

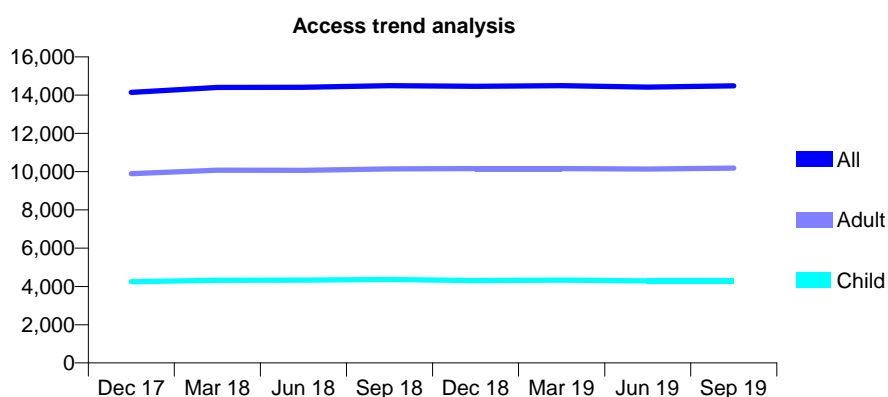
Q61 - Vital Signs At a Glance Contract Report for 764957/0004 - September 2019

Name or company name	Valecha Dental Practice
Contract type name	GDS Contract
Purpose of contract	General
Contract start date	01/04/2006
Contract end date	

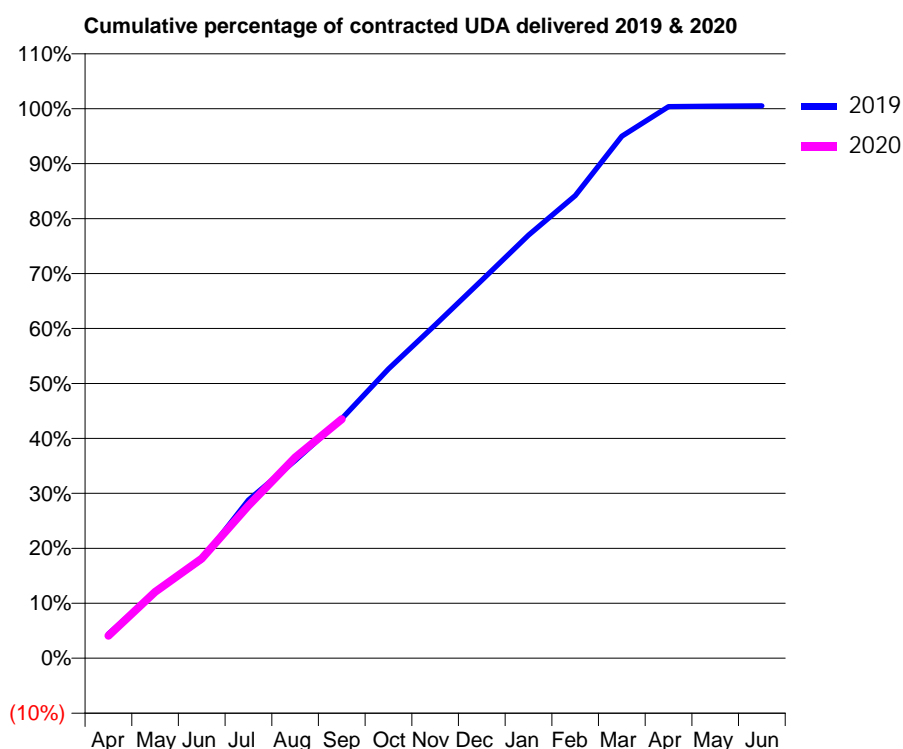
19/20 Contracted general activity (UDA)	40,267
Carry forward general activity (UDA)	-214
19/20 Contracted orthodontic activity (UOA)	0
Carry forward orthodontic activity (UOA)	0
Baseline contract value	£1,176,889.12

ACCESS*

Patients seen in 24 months	Total	Change since previous quarter
Quarter ending September 2018	14,499	
Quarter ending December 2018	14,464	→
Quarter ending March 2019	14,493	→
Quarter ending June 2019	14,420	→
Quarter ending September 2019	14,481	→
Variance since September 2018	(0.1%)	→



ACTIVITY



Month	2019	2020
April	1,786	1,650
May	4,855	4,861
June	7,212	7,303
July	11,597	11,180
August	14,485	14,711
September	17,550	17,511
October	21,196	
November	24,423	
December	27,687	
January	30,998	
February	33,891	
March	38,249	
April	40,419	
May	40,453	
June	40,482	

QUALITY

	Quantity	Base Number	Contract	AT	Region	England
% of FP17s for the same patient ID Re-attending within 3 months - Children	111	2,405	4.6%	11.1%	12.0%	11.5%
% of FP17s for the same patient ID Re-attending within 3 months - Adults	456	5,171	8.8%	16.6%	17.2%	15.4%
% of FP17s for the same patient ID Re-attending between 3 & 9 months - Children	1,168	2,405	48.6%	45.5%	49.4%	59.7%
% of FP17s for the same patient ID Re-attending between 3 & 9 months - Adults	2,298	5,171	44.4%	37.1%	39.2%	51.7%
% of FP17s for Band 1 Urgent Courses	362	6,874	5.3%	11.3%	11.0%	9.2%
% of FP17s Relating to Free Repair or Replacements	57	6,874	0.8%	0.5%	0.5%	0.7%
% of FP17s Relating to Continuations	31	6,874	0.5%	0.7%	0.7%	0.8%
% of Patients satisfied with the dentistry they have received	3	3	N/A	91.5%	90.9%	93.5%
% of Patients satisfied with the time they had to wait for an appointment	2	3	N/A	80.9%	83.7%	87.4%

* This is based on patients treated on this contract for their most recent course of treatment.

Figures in italics indicate the base number of FP17s or Patient Questionnaire responses are less than 100. N/A is shown where the base number of responses is less than 10 during the period. % is calculated as Quantity/Base number*100

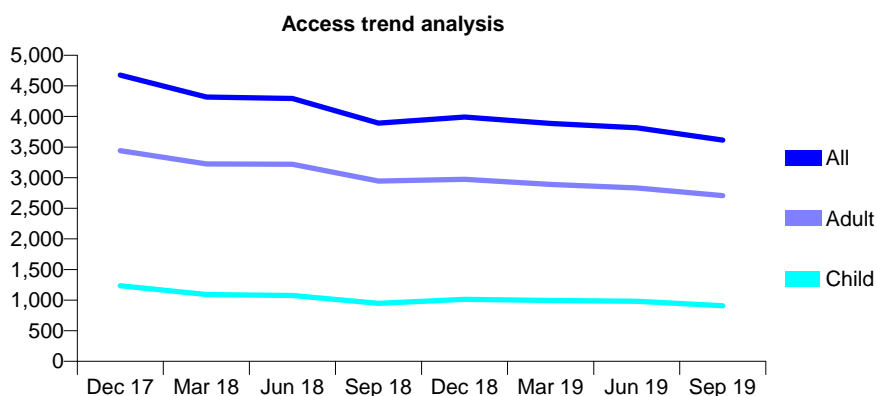
Q61 - Vital Signs At a Glance Contract Report for 765805/0001 - September 2019

Name or company name	MR JR KANOGO
Contract type name	GDS Contract
Purpose of contract	General
Contract start date	01/04/2006
Contract end date	

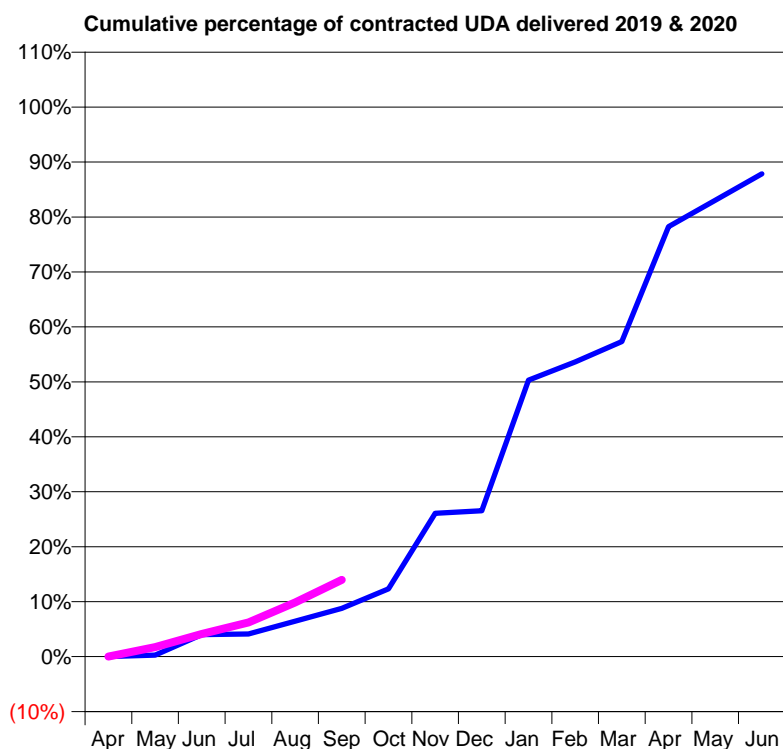
19/20 Contracted general activity (UDA)	13,708
Carry forward general activity (UDA)	0
19/20 Contracted orthodontic activity (UOA)	0
Carry forward orthodontic activity (UOA)	0
Baseline contract value	£369,831.64

ACCESS*

Patients seen in 24 months	Total	Change since previous quarter
Quarter ending September 2018	3,892	
Quarter ending December 2018	3,990	↑
Quarter ending March 2019	3,886	↓
Quarter ending June 2019	3,815	↓
Quarter ending September 2019	3,616	↓
Variance since September 2018	(7.1%)	↓



ACTIVITY



Month	Adjusted Scheduled Activity (UDA)	
	2019	2020
April	0	0
May	37	238
June	549	569
July	564	854
August	884	1,354
September	1,203	1,915
October	1,692	
November	3,576	
December	3,637	
January	6,896	
February	7,353	
March	7,858	
April	10,726	
May	11,381	
June	12,039	

QUALITY

	Quantity	Base Number	Contract	AT	Region	England
% of FP17s for the same patient ID Re-attending within 3 months - Children	40	452	8.8%	11.1%	12.0%	11.5%
% of FP17s for the same patient ID Re-attending within 3 months - Adults	179	1,300	13.8%	16.6%	17.2%	15.4%
% of FP17s for the same patient ID Re-attending between 3 & 9 months - Children	112	452	24.8%	45.5%	49.4%	59.7%
% of FP17s for the same patient ID Re-attending between 3 & 9 months - Adults	430	1,300	33.1%	37.1%	39.2%	51.7%
% of FP17s for Band 1 Urgent Courses	48	677	7.1%	11.3%	11.0%	9.2%
% of FP17s Relating to Free Repair or Replacements	0	677	0.0%	0.5%	0.5%	0.7%
% of FP17s Relating to Continuations	0	677	0.0%	0.7%	0.7%	0.8%
% of Patients satisfied with the dentistry they have received	7	8	N/A	91.5%	90.9%	93.5%
% of Patients satisfied with the time they had to wait for an appointment	7	8	N/A	80.9%	83.7%	87.4%

* This is based on patients treated on this contract for their most recent course of treatment. Figures in italics indicate the base number of FP17s or Patient Questionnaire responses are less than 100. N/A is shown where the base number of responses is less than 10 during the period. % is calculated as Quantity/Base number*100

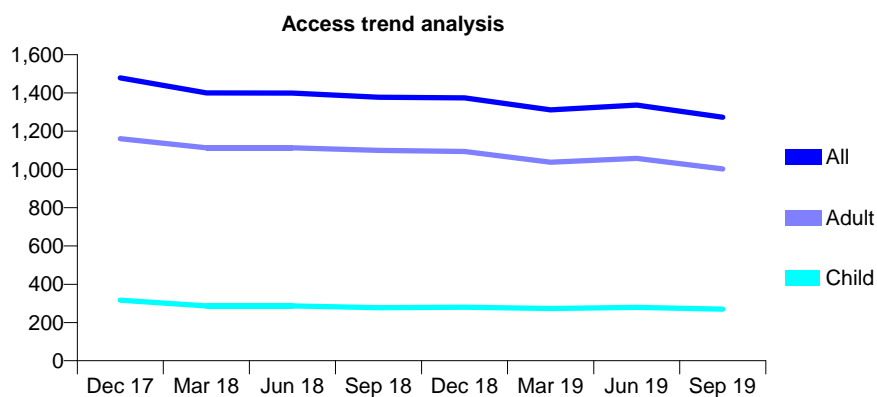
Q61 - Vital Signs At a Glance Contract Report for 766038/0001 - September 2019

Name or company name	MR VO AKINSOLA
Contract type name	GDS Contract
Purpose of contract	General
Contract start date	01/04/2006
Contract end date	

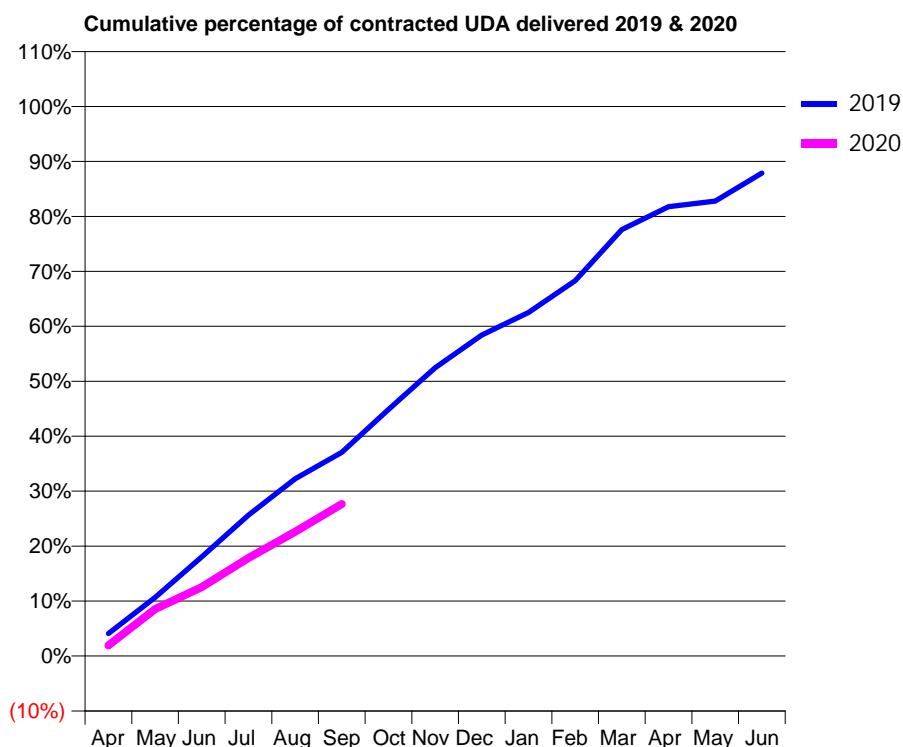
19/20 Contracted general activity (UDA)	6,225
Carry forward general activity (UDA)	0
19/20 Contracted orthodontic activity (UOA)	0
Carry forward orthodontic activity (UOA)	0
Baseline contract value	£204,595.16

ACCESS*

Patients seen in 24 months	Total	Change since previous quarter
Quarter ending September 2018	1,377	
Quarter ending December 2018	1,374	→
Quarter ending March 2019	1,311	↓
Quarter ending June 2019	1,337	→
Quarter ending September 2019	1,273	↓
Variance since September 2018	(7.6%)	↓



ACTIVITY



Month	Adjusted Scheduled Activity (UDA)	
	2019	2020
April	254	120
May	666	533
June	1,123	780
July	1,596	1,111
August	2,008	1,409
September	2,308	1,721
October	2,792	
November	3,265	
December	3,635	
January	3,892	
February	4,252	
March	4,830	
April	5,090	
May	5,153	
June	5,470	

QUALITY

	Quantity	Base Number	Contract	AT	Region	England
% of FP17s for the same patient ID Re-attending within 3 months - Children	18	131	13.7%	11.1%	12.0%	11.5%
% of FP17s for the same patient ID Re-attending within 3 months - Adults	77	428	18.0%	16.6%	17.2%	15.4%
% of FP17s for the same patient ID Re-attending between 3 & 9 months - Children	25	131	19.1%	45.5%	49.4%	59.7%
% of FP17s for the same patient ID Re-attending between 3 & 9 months - Adults	113	428	26.4%	37.1%	39.2%	51.7%
% of FP17s for Band 1 Urgent Courses	73	449	16.3%	11.3%	11.0%	9.2%
% of FP17s Relating to Free Repair or Replacements	0	449	0.0%	0.5%	0.5%	0.7%
% of FP17s Relating to Continuations	0	449	0.0%	0.7%	0.7%	0.8%
% of Patients satisfied with the dentistry they have received	0	0	N/A	91.5%	90.9%	93.5%
% of Patients satisfied with the time they had to wait for an appointment	0	0	N/A	80.9%	83.7%	87.4%

* This is based on patients treated on this contract for their most recent course of treatment. Figures in italics indicate the base number of FP17s or Patient Questionnaire responses are less than 100. N/A is shown where the base number of responses is less than 10 during the period. % is calculated as Quantity/Base number*100

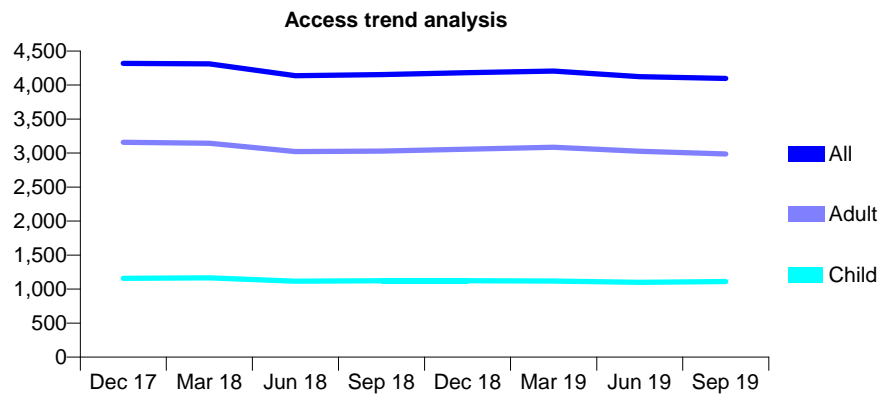
Q61 - Vital Signs At a Glance Contract Report for 766895/0003 - September 2019

Name or company name	MR M SOLTAN MOHAMMADI KHAYAT
Contract type name	GDS Contract
Purpose of contract	General
Contract start date	01/04/2006
Contract end date	

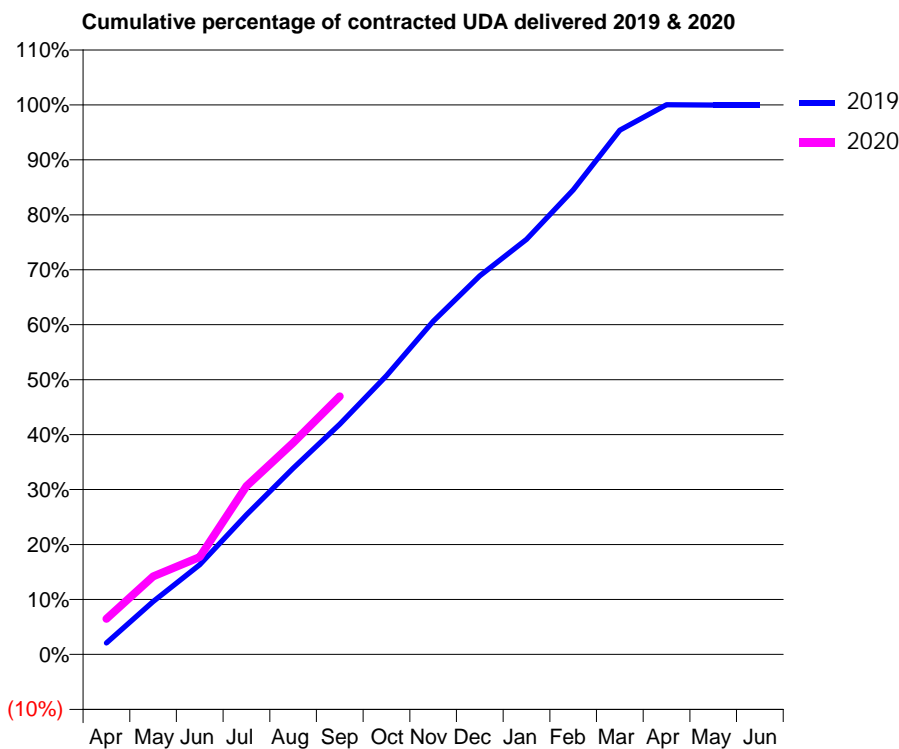
19/20 Contracted general activity (UDA)	15,725
Carry forward general activity (UDA)	5
19/20 Contracted orthodontic activity (UOA)	0
Carry forward orthodontic activity (UOA)	0
Baseline contract value	£406,519.64

ACCESS*

Patients seen in 24 months	Total	Change since previous quarter
Quarter ending September 2018	4,154	
Quarter ending December 2018	4,182	→
Quarter ending March 2019	4,204	→
Quarter ending June 2019	4,125	↓
Quarter ending September 2019	4,098	→
Variance since September 2018	(1.3%)	↓



ACTIVITY



Month	Adjusted Scheduled Activity (UDA)	
	2019	2020
April	325	1,021
May	1,514	2,233
June	2,567	2,787
July	3,996	4,818
August	5,330	6,058
September	6,587	7,387
October	7,979	
November	9,535	
December	10,831	
January	11,878	
February	13,292	
March	14,998	
April	15,729	
May	15,721	
June	15,720	

QUALITY

	Quantity	Base Number	Contract	AT	Region	England
% of FP17s for the same patient ID Re-attending within 3 months - Children	50	660	7.6%	11.1%	12.0%	11.5%
% of FP17s for the same patient ID Re-attending within 3 months - Adults	172	1,351	12.7%	16.6%	17.2%	15.4%
% of FP17s for the same patient ID Re-attending between 3 & 9 months - Children	276	660	41.8%	45.5%	49.4%	59.7%
% of FP17s for the same patient ID Re-attending between 3 & 9 months - Adults	430	1,351	31.8%	37.1%	39.2%	51.7%
% of FP17s for Band 1 Urgent Courses	250	1,811	13.8%	11.3%	11.0%	9.2%
% of FP17s Relating to Free Repair or Replacements	0	1,811	0.0%	0.5%	0.5%	0.7%
% of FP17s Relating to Continuations	14	1,811	0.8%	0.7%	0.7%	0.8%
% of Patients satisfied with the dentistry they have received	2	2	N/A	91.5%	90.9%	93.5%
% of Patients satisfied with the time they had to wait for an appointment	2	2	N/A	80.9%	83.7%	87.4%

* This is based on patients treated on this contract for their most recent course of treatment. Figures in italics indicate the base number of FP17s or Patient Questionnaire responses are less than 100. N/A is shown where the base number of responses is less than 10 during the period. % is calculated as Quantity/Base number*100

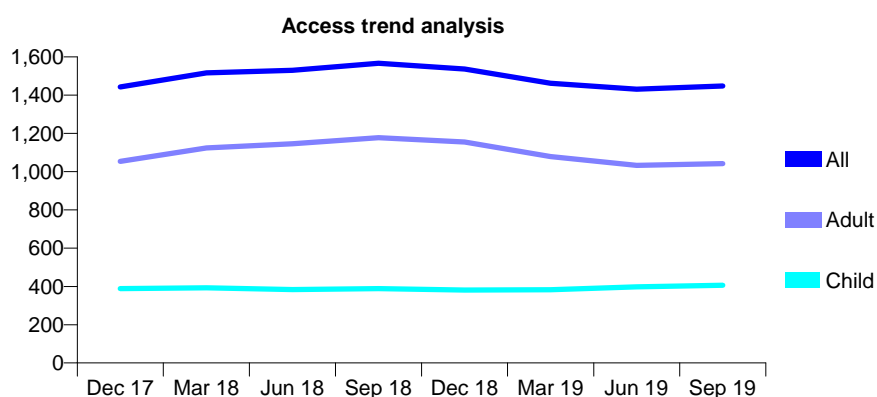
Q61 - Vital Signs At a Glance Contract Report for 766895/0005 - September 2019

Name or company name	MR M SOLTAN MOHAMMADI KHAYAT
Contract type name	GDS Contract
Purpose of contract	General
Contract start date	01/06/2015
Contract end date	

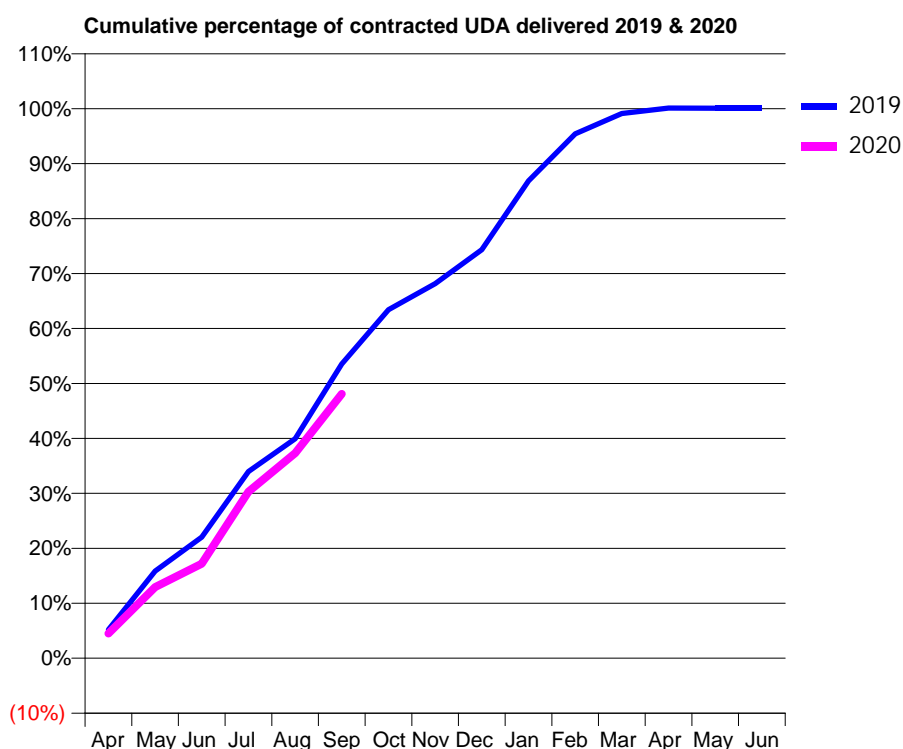
19/20 Contracted general activity (UDA)	5,000
Carry forward general activity (UDA)	-4
19/20 Contracted orthodontic activity (UOA)	0
Carry forward orthodontic activity (UOA)	0
Baseline contract value	£164,585.57

ACCESS*

Patients seen in 24 months	Total	Change since previous quarter
Quarter ending September 2018	1,567	
Quarter ending December 2018	1,536	↓
Quarter ending March 2019	1,462	↓
Quarter ending June 2019	1,431	↓
Quarter ending September 2019	1,448	→
Variance since September 2018	(7.6%)	↓



ACTIVITY



Month	2019	2020
April	260	226
May	793	648
June	1,101	860
July	1,698	1,515
August	1,997	1,866
September	2,677	2,405
October	3,171	
November	3,408	
December	3,717	
January	4,343	
February	4,772	
March	4,956	
April	5,006	
May	5,005	
June	5,005	

QUALITY

	Quantity	Base Number	Contract	AT	Region	England
% of FP17s for the same patient ID Re-attending within 3 months - Children	19	208	9.1%	11.1%	12.0%	11.5%
% of FP17s for the same patient ID Re-attending within 3 months - Adults	72	456	15.8%	16.6%	17.2%	15.4%
% of FP17s for the same patient ID Re-attending between 3 & 9 months - Children	64	208	30.8%	45.5%	49.4%	59.7%
% of FP17s for the same patient ID Re-attending between 3 & 9 months - Adults	117	456	25.7%	37.1%	39.2%	51.7%
% of FP17s for Band 1 Urgent Courses	48	656	7.3%	11.3%	11.0%	9.2%
% of FP17s Relating to Free Repair or Replacements	1	656	0.2%	0.5%	0.5%	0.7%
% of FP17s Relating to Continuations	1	656	0.2%	0.7%	0.7%	0.8%
% of Patients satisfied with the dentistry they have received	1	1	N/A	91.5%	90.9%	93.5%
% of Patients satisfied with the time they had to wait for an appointment	1	1	N/A	80.9%	83.7%	87.4%

* This is based on patients treated on this contract for their most recent course of treatment. Figures in italics indicate the base number of FP17s or Patient Questionnaire responses are less than 100. N/A is shown where the base number of responses is less than 10 during the period. % is calculated as Quantity/Base number*100

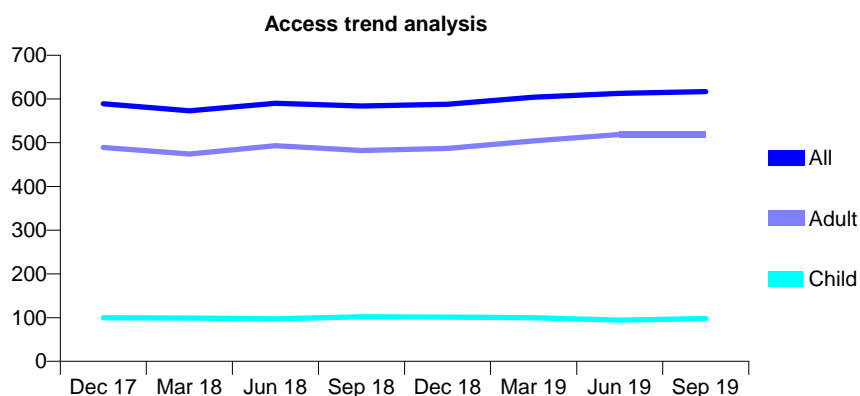
Q61 - Vital Signs At a Glance Contract Report for 769037/0001 - September 2019

Name or company name	MR B VARNAMKHASTY
Contract type name	GDS Contract
Purpose of contract	General
Contract start date	01/04/2006
Contract end date	

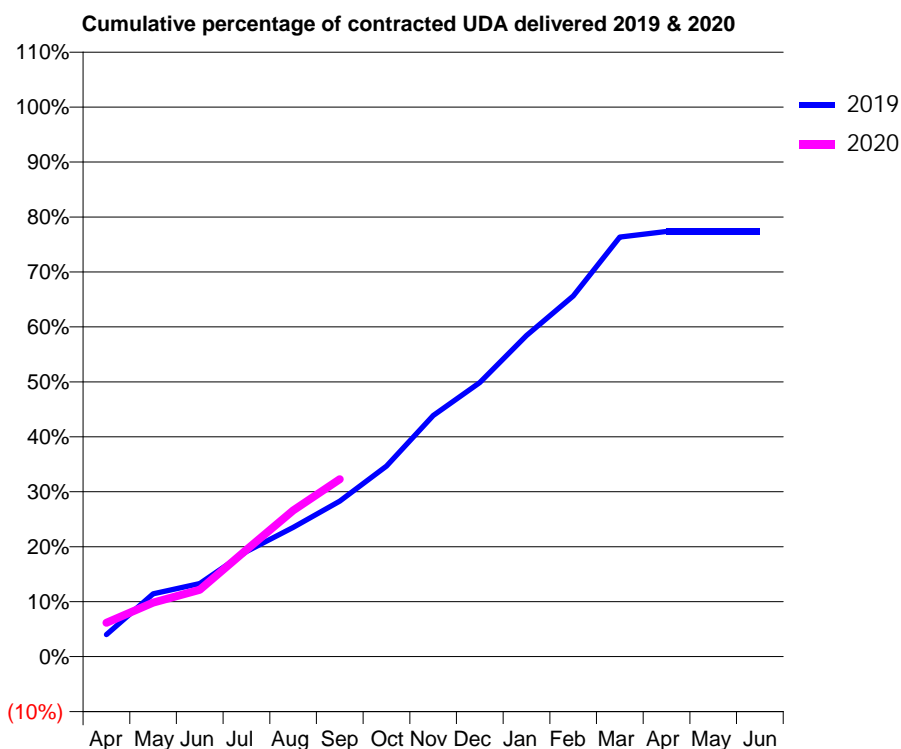
19/20 Contracted general activity (UDA)	2,936
Carry forward general activity (UDA)	0
19/20 Contracted orthodontic activity (UOA)	0
Carry forward orthodontic activity (UOA)	0
Baseline contract value	£98,152.63

ACCESS*

Patients seen in 24 months	Total	Change since previous quarter
Quarter ending September 2018	584	
Quarter ending December 2018	588	→
Quarter ending March 2019	604	↑
Quarter ending June 2019	613	→
Quarter ending September 2019	617	→
Variance since September 2018	5.7%	↑



ACTIVITY



Month	Adjusted Scheduled Activity (UDA)	
	2019	2020
April	118	181
May	336	289
June	390	358
July	561	571
August	690	781
September	831	948
October	1,018	
November	1,288	
December	1,464	
January	1,716	
February	1,927	
March	2,241	
April	2,272	
May	2,272	
June	2,272	

QUALITY

	Quantity	Base Number	Contract	AT	Region	England
% of FP17s for the same patient ID Re-attending within 3 months - Children	0	40	0.0%	11.1%	12.0%	11.5%
% of FP17s for the same patient ID Re-attending within 3 months - Adults	17	253	6.7%	16.6%	17.2%	15.4%
% of FP17s for the same patient ID Re-attending between 3 & 9 months - Children	19	40	47.5%	45.5%	49.4%	59.7%
% of FP17s for the same patient ID Re-attending between 3 & 9 months - Adults	113	253	44.7%	37.1%	39.2%	51.7%
% of FP17s for Band 1 Urgent Courses	23	279	8.2%	11.3%	11.0%	9.2%
% of FP17s Relating to Free Repair or Replacements	0	279	0.0%	0.5%	0.5%	0.7%
% of FP17s Relating to Continuations	0	279	0.0%	0.7%	0.7%	0.8%
% of Patients satisfied with the dentistry they have received	0	0	N/A	91.5%	90.9%	93.5%
% of Patients satisfied with the time they had to wait for an appointment	0	0	N/A	80.9%	83.7%	87.4%

* This is based on patients treated on this contract for their most recent course of treatment. Figures in italics indicate the base number of FP17s or Patient Questionnaire responses are less than 100. N/A is shown where the base number of responses is less than 10 during the period. % is calculated as Quantity/Base number*100

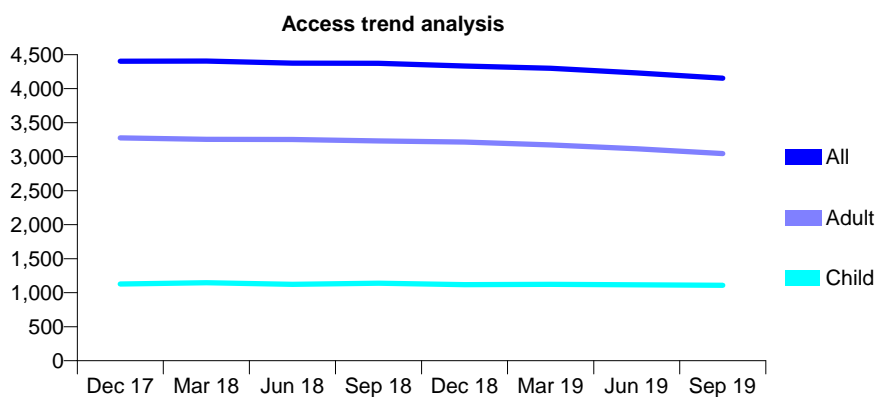
Q61 - Vital Signs At a Glance Contract Report for 769568/0001 - September 2019

Name or company name	MRS M RAFIEE
Contract type name	GDS Contract
Purpose of contract	General
Contract start date	01/04/2006
Contract end date	

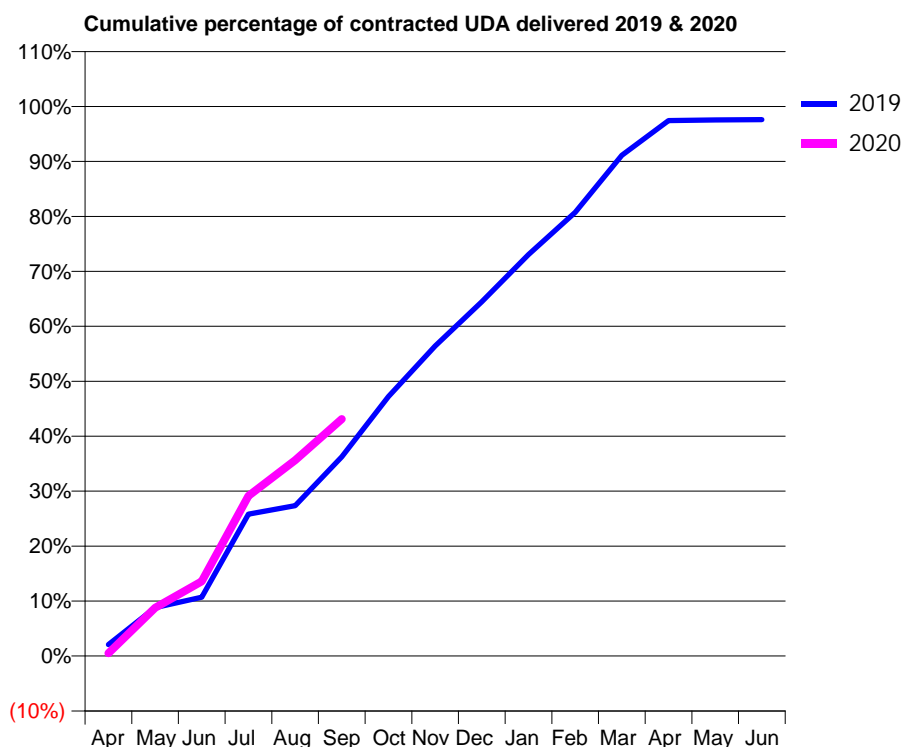
19/20 Contracted general activity (UDA)	12,620
Carry forward general activity (UDA)	304
19/20 Contracted orthodontic activity (UOA)	0
Carry forward orthodontic activity (UOA)	0
Baseline contract value	£371,110.39

ACCESS*

Patients seen in 24 months	Total	Change since previous quarter
Quarter ending September 2018	4,373	
Quarter ending December 2018	4,333	→
Quarter ending March 2019	4,299	→
Quarter ending June 2019	4,233	↓
Quarter ending September 2019	4,154	↓
Variance since September 2018	(5.0%)	↓



ACTIVITY



Month	Adjusted Scheduled Activity (UDA)	
	2019	2020
April	261	67
May	1,113	1,109
June	1,353	1,712
July	3,259	3,676
August	3,453	4,497
September	4,575	5,441
October	5,957	
November	7,123	
December	8,137	
January	9,218	
February	10,191	
March	11,498	
April	12,294	
May	12,311	
June	12,316	

QUALITY

	Quantity	Base Number	Contract	AT	Region	England
% of FP17s for the same patient ID Re-attending within 3 months - Children	72	786	9.2%	11.1%	12.0%	11.5%
% of FP17s for the same patient ID Re-attending within 3 months - Adults	259	1,860	13.9%	16.6%	17.2%	15.4%
% of FP17s for the same patient ID Re-attending between 3 & 9 months - Children	393	786	50.0%	45.5%	49.4%	59.7%
% of FP17s for the same patient ID Re-attending between 3 & 9 months - Adults	893	1,860	48.0%	37.1%	39.2%	51.7%
% of FP17s for Band 1 Urgent Courses	261	2,366	11.0%	11.3%	11.0%	9.2%
% of FP17s Relating to Free Repair or Replacements	20	2,366	0.8%	0.5%	0.5%	0.7%
% of FP17s Relating to Continuations	24	2,366	1.0%	0.7%	0.7%	0.8%
% of Patients satisfied with the dentistry they have received	1	1	N/A	91.5%	90.9%	93.5%
% of Patients satisfied with the time they had to wait for an appointment	1	1	N/A	80.9%	83.7%	87.4%

* This is based on patients treated on this contract for their most recent course of treatment. Figures in italics indicate the base number of FP17s or Patient Questionnaire responses are less than 100. N/A is shown where the base number of responses is less than 10 during the period. % is calculated as Quantity/Base number*100

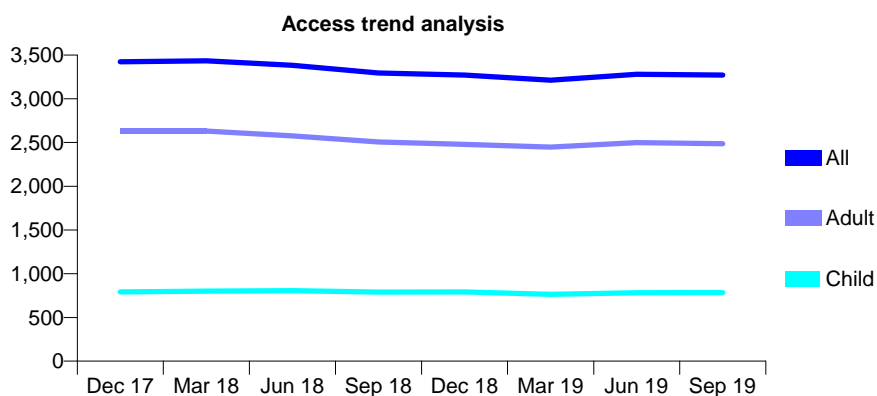
Q61 - Vital Signs At a Glance Contract Report for 778249/0001 - September 2019

Name or company name	MISS RJ SANGHVI
Contract type name	GDS Contract
Purpose of contract	General
Contract start date	01/09/2011
Contract end date	

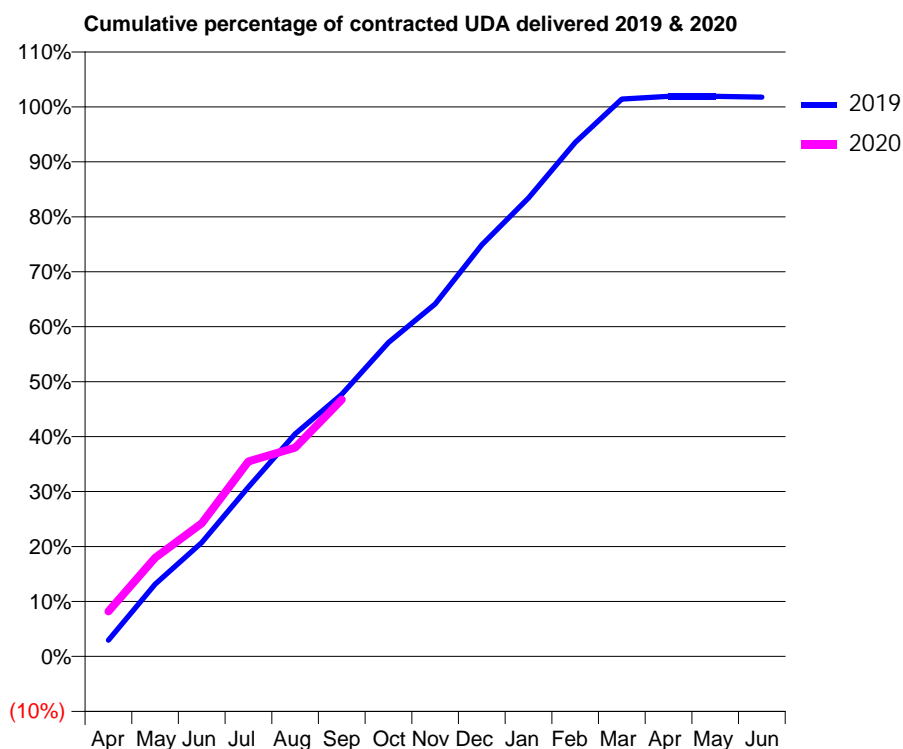
19/20 Contracted general activity (UDA)	8,726
Carry forward general activity (UDA)	-154
19/20 Contracted orthodontic activity (UOA)	0
Carry forward orthodontic activity (UOA)	0
Baseline contract value	£214,827.13

ACCESS*

Patients seen in 24 months	Total	Change since previous quarter
Quarter ending September 2018	3,295	
Quarter ending December 2018	3,272	→
Quarter ending March 2019	3,212	↓
Quarter ending June 2019	3,281	↑
Quarter ending September 2019	3,271	→
Variance since September 2018	(0.7%)	→



ACTIVITY



Adjusted Scheduled Activity (UDA)		
Month	2019	2020
April	260	718
May	1,148	1,569
June	1,808	2,115
July	2,691	3,098
August	3,534	3,315
September	4,162	4,078
October	4,986	
November	5,598	
December	6,533	
January	7,279	
February	8,160	
March	8,851	
April	8,892	
May	8,893	
June	8,881	

QUALITY

	Quantity	Base Number	Contract	AT	Region	England
% of FP17s for the same patient ID Re-attending within 3 months - Children	36	416	8.7%	11.1%	12.0%	11.5%
% of FP17s for the same patient ID Re-attending within 3 months - Adults	141	1,124	12.5%	16.6%	17.2%	15.4%
% of FP17s for the same patient ID Re-attending between 3 & 9 months - Children	169	416	40.6%	45.5%	49.4%	59.7%
% of FP17s for the same patient ID Re-attending between 3 & 9 months - Adults	383	1,124	34.1%	37.1%	39.2%	51.7%
% of FP17s for Band 1 Urgent Courses	167	1,487	11.2%	11.3%	11.0%	9.2%
% of FP17s Relating to Free Repair or Replacements	15	1,487	1.0%	0.5%	0.5%	0.7%
% of FP17s Relating to Continuations	10	1,487	0.7%	0.7%	0.7%	0.8%
% of Patients satisfied with the dentistry they have received	2	2	N/A	91.5%	90.9%	93.5%
% of Patients satisfied with the time they had to wait for an appointment	2	2	N/A	80.9%	83.7%	87.4%

* This is based on patients treated on this contract for their most recent course of treatment. Figures in italics indicate the base number of FP17s or Patient Questionnaire responses are less than 100. N/A is shown where the base number of responses is less than 10 during the period. % is calculated as Quantity/Base number*100

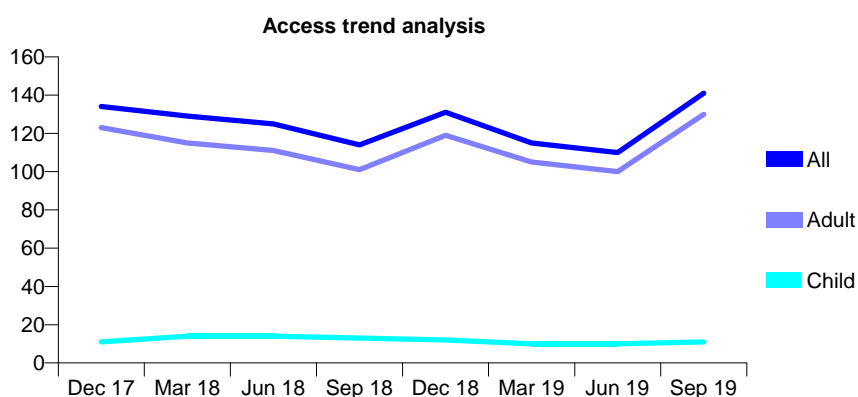
Q61 - Vital Signs At a Glance Contract Report for 781800/0001 - September 2019

Name or company name	MR B NISAR
Contract type name	GDS Contract
Purpose of contract	General
Contract start date	28/07/2011
Contract end date	

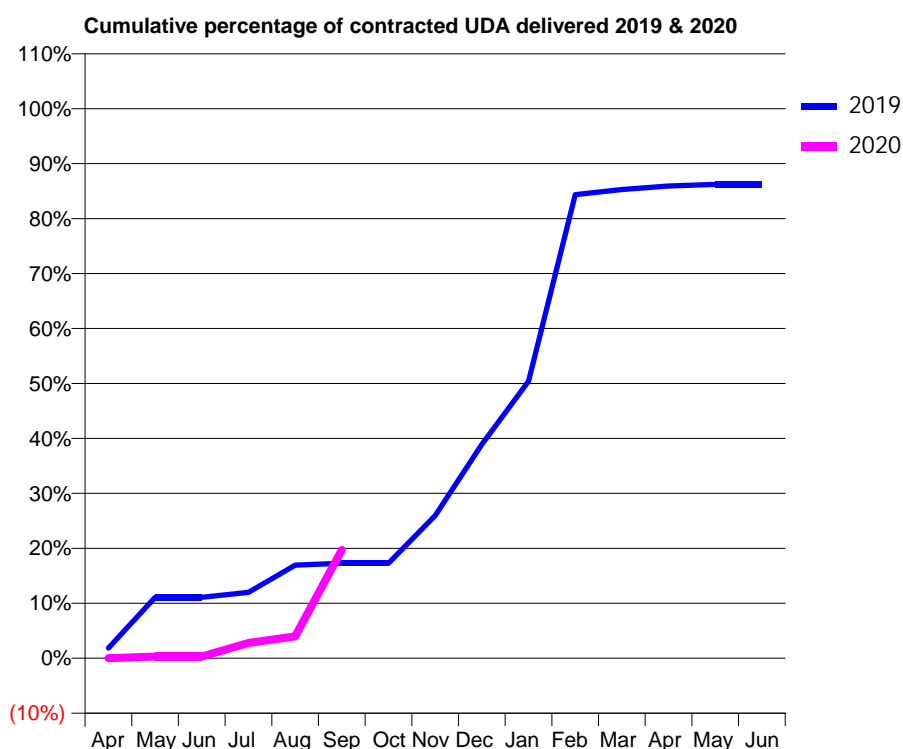
19/20 Contracted general activity (UDA)	325
Carry forward general activity (UDA)	0
19/20 Contracted orthodontic activity (UOA)	0
Carry forward orthodontic activity (UOA)	0
Baseline contract value	£7,683.11

ACCESS*

Patients seen in 24 months	Total	Change since previous quarter
Quarter ending September 2018	114	
Quarter ending December 2018	131	↑
Quarter ending March 2019	115	↓
Quarter ending June 2019	110	↓
Quarter ending September 2019	141	↑
Variance since September 2018	23.7%	↑



ACTIVITY



Adjusted Scheduled Activity (UDA)		
Month	2019	2020
April	6	0
May	36	1
June	36	1
July	39	9
August	55	13
September	56	64
October	56	
November	84	
December	126	
January	164	
February	274	
March	277	
April	279	
May	280	
June	280	

QUALITY

	Quantity	Base Number	Contract	AT	Region	England
% of FP17s for the same patient ID Re-attending within 3 months - Children	0	3	0.0%	11.1%	12.0%	11.5%
% of FP17s for the same patient ID Re-attending within 3 months - Adults	1	50	2.0%	16.6%	17.2%	15.4%
% of FP17s for the same patient ID Re-attending between 3 & 9 months - Children	0	3	0.0%	45.5%	49.4%	59.7%
% of FP17s for the same patient ID Re-attending between 3 & 9 months - Adults	7	50	14.0%	37.1%	39.2%	51.7%
% of FP17s for Band 1 Urgent Courses	0	39	0.0%	11.3%	11.0%	9.2%
% of FP17s Relating to Free Repair or Replacements	0	39	0.0%	0.5%	0.5%	0.7%
% of FP17s Relating to Continuations	0	39	0.0%	0.7%	0.7%	0.8%
% of Patients satisfied with the dentistry they have received	0	0	N/A	91.5%	90.9%	93.5%
% of Patients satisfied with the time they had to wait for an appointment	0	0	N/A	80.9%	83.7%	87.4%

* This is based on patients treated on this contract for their most recent course of treatment.

Figures in italics indicate the base number of FP17s or Patient Questionnaire responses are less than 100. N/A is shown where the base number of responses is less than 10 during the period. % is calculated as Quantity/Base number*100

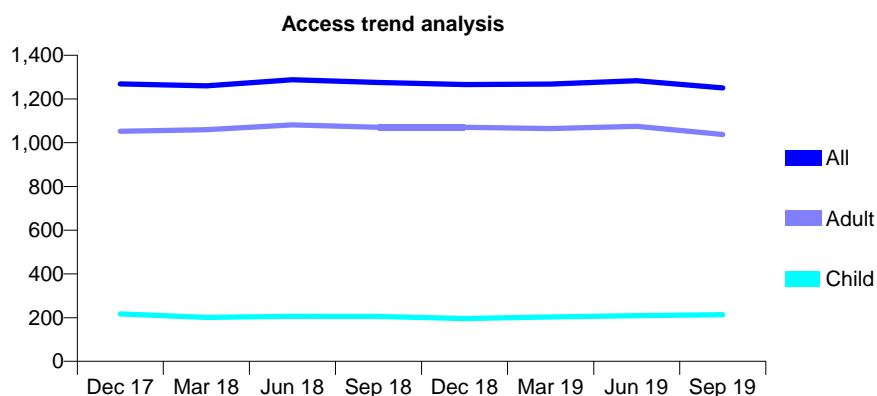
Q61 - Vital Signs At a Glance Contract Report for 782874/0001 - September 2019

Name or company name	MR DR SADOH
Contract type name	GDS Contract
Purpose of contract	General
Contract start date	01/04/2006
Contract end date	

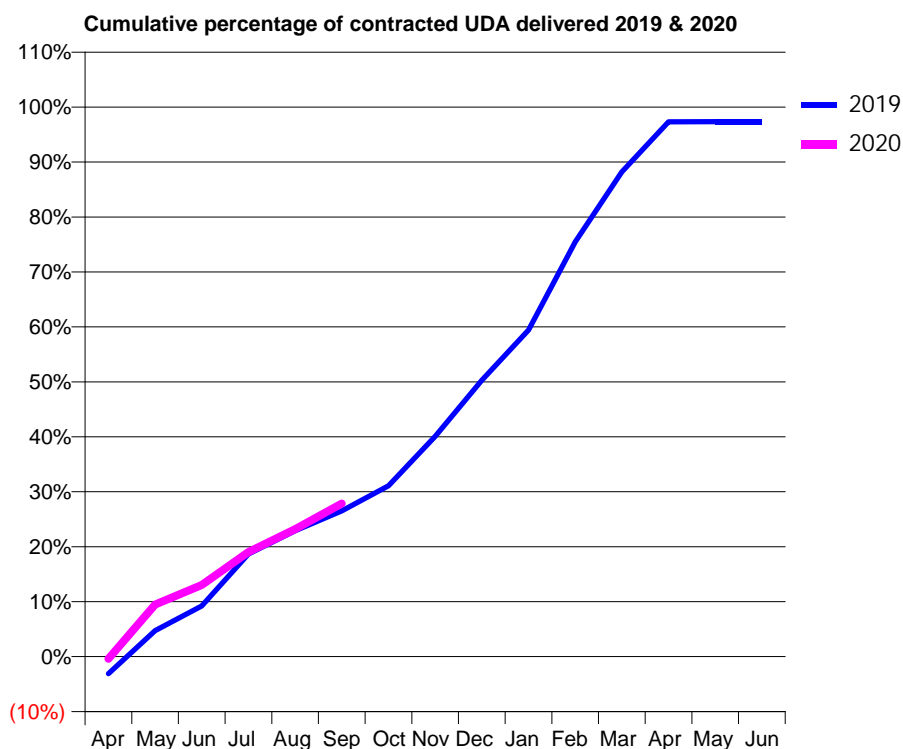
19/20 Contracted general activity (UDA)	4,263
Carry forward general activity (UDA)	112
19/20 Contracted orthodontic activity (UOA)	0
Carry forward orthodontic activity (UOA)	0
Baseline contract value	£157,567.15

ACCESS*

Patients seen in 24 months	Total	Change since previous quarter
Quarter ending September 2018	1,275	
Quarter ending December 2018	1,266	→
Quarter ending March 2019	1,268	→
Quarter ending June 2019	1,284	→
Quarter ending September 2019	1,251	↓
Variance since September 2018	(1.9%)	↓



ACTIVITY



Month	Adjusted Scheduled Activity (UDA)	
	2019	2020
April	-133	-17
May	203	404
June	392	556
July	796	812
August	977	990
September	1,130	1,188
October	1,326	
November	1,708	
December	2,143	
January	2,533	
February	3,216	
March	3,759	
April	4,149	
May	4,150	
June	4,150	

QUALITY

	Quantity	Base Number	Contract	AT	Region	England
% of FP17s for the same patient ID Re-attending within 3 months - Children	3	91	3.3%	11.1%	12.0%	11.5%
% of FP17s for the same patient ID Re-attending within 3 months - Adults	74	443	16.7%	16.6%	17.2%	15.4%
% of FP17s for the same patient ID Re-attending between 3 & 9 months - Children	21	91	23.1%	45.5%	49.4%	59.7%
% of FP17s for the same patient ID Re-attending between 3 & 9 months - Adults	68	443	15.3%	37.1%	39.2%	51.7%
% of FP17s for Band 1 Urgent Courses	161	471	34.2%	11.3%	11.0%	9.2%
% of FP17s Relating to Free Repair or Replacements	0	471	0.0%	0.5%	0.5%	0.7%
% of FP17s Relating to Continuations	6	471	1.3%	0.7%	0.7%	0.8%
% of Patients satisfied with the dentistry they have received	0	0	N/A	91.5%	90.9%	93.5%
% of Patients satisfied with the time they had to wait for an appointment	0	0	N/A	80.9%	83.7%	87.4%

* This is based on patients treated on this contract for their most recent course of treatment. Figures in italics indicate the base number of FP17s or Patient Questionnaire responses are less than 100. N/A is shown where the base number of responses is less than 10 during the period. % is calculated as Quantity/Base number*100

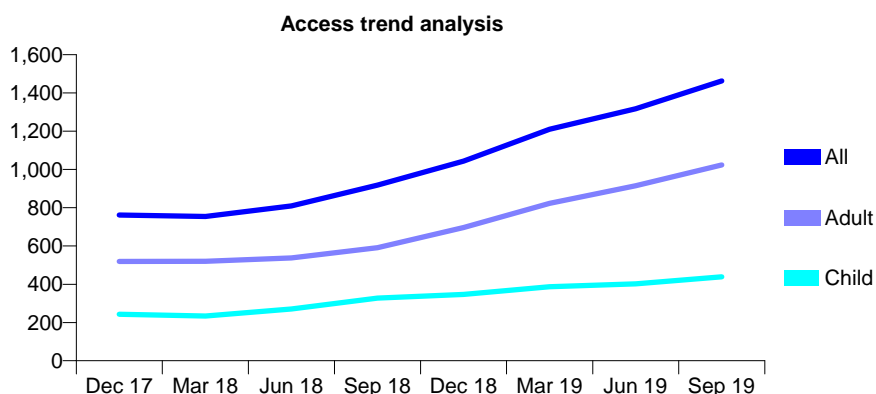
Q61 - Vital Signs At a Glance Contract Report for 783099/0001 - September 2019

Name or company name	Shape Dental Clinic
Contract type name	GDS Contract
Purpose of contract	General
Contract start date	01/12/2007
Contract end date	

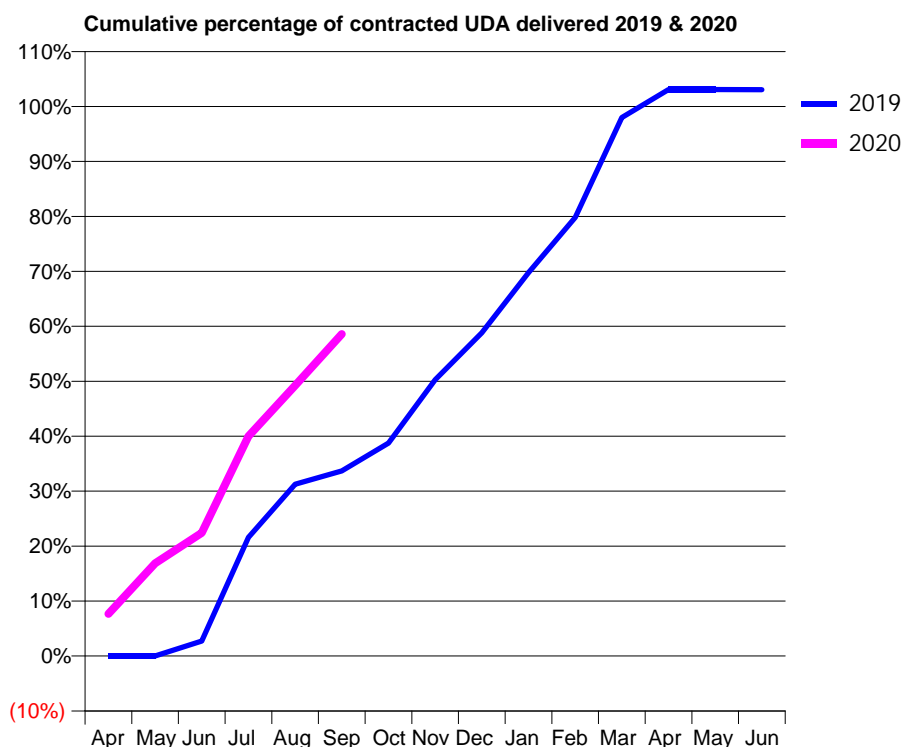
19/20 Contracted general activity (UDA)	3,600
Carry forward general activity (UDA)	-72
19/20 Contracted orthodontic activity (UOA)	0
Carry forward orthodontic activity (UOA)	0
Baseline contract value	£100,599.73

ACCESS*

Patients seen in 24 months	Total	Change since previous quarter
Quarter ending September 2018	918	
Quarter ending December 2018	1,043	↑
Quarter ending March 2019	1,210	↑
Quarter ending June 2019	1,317	↑
Quarter ending September 2019	1,463	↑
Variance since September 2018	59.4%	↑



ACTIVITY



Month	Adjusted Scheduled Activity (UDA)	
	2019	2020
April	0	276
May	0	607
June	98	807
July	778	1,440
August	1,126	1,772
September	1,212	2,109
October	1,395	
November	1,811	
December	2,117	
January	2,511	
February	2,873	
March	3,527	
April	3,710	
May	3,710	
June	3,709	

QUALITY

	Quantity	Base Number	Contract	AT	Region	England
% of FP17s for the same patient ID Re-attending within 3 months - Children	18	256	7.0%	11.1%	12.0%	11.5%
% of FP17s for the same patient ID Re-attending within 3 months - Adults	41	532	7.7%	16.6%	17.2%	15.4%
% of FP17s for the same patient ID Re-attending between 3 & 9 months - Children	79	256	30.9%	45.5%	49.4%	59.7%
% of FP17s for the same patient ID Re-attending between 3 & 9 months - Adults	92	532	17.3%	37.1%	39.2%	51.7%
% of FP17s for Band 1 Urgent Courses	35	742	4.7%	11.3%	11.0%	9.2%
% of FP17s Relating to Free Repair or Replacements	1	742	0.1%	0.5%	0.5%	0.7%
% of FP17s Relating to Continuations	0	742	0.0%	0.7%	0.7%	0.8%
% of Patients satisfied with the dentistry they have received	0	0	N/A	91.5%	90.9%	93.5%
% of Patients satisfied with the time they had to wait for an appointment	0	0	N/A	80.9%	83.7%	87.4%

* This is based on patients treated on this contract for their most recent course of treatment. Figures in italics indicate the base number of FP17s or Patient Questionnaire responses are less than 100. N/A is shown where the base number of responses is less than 10 during the period. % is calculated as Quantity/Base number*100

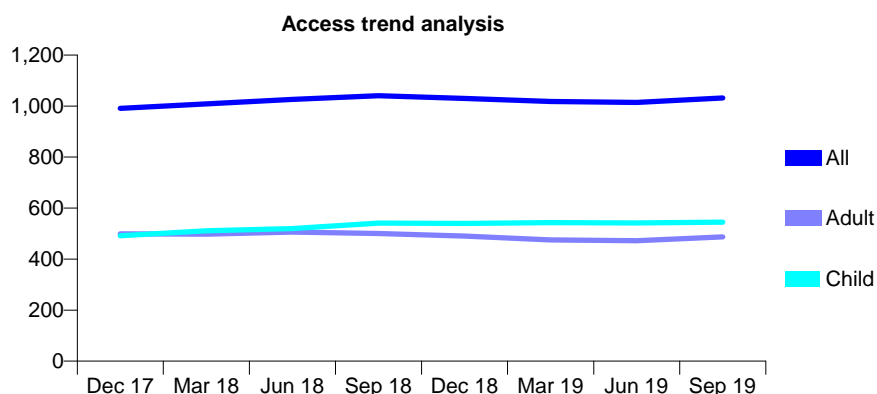
Q61 - Vital Signs At a Glance Contract Report for 785490/0001 - September 2019

Name or company name	MRS FI OLUYANNWO
Contract type name	GDS Contract
Purpose of contract	General
Contract start date	09/11/2009
Contract end date	

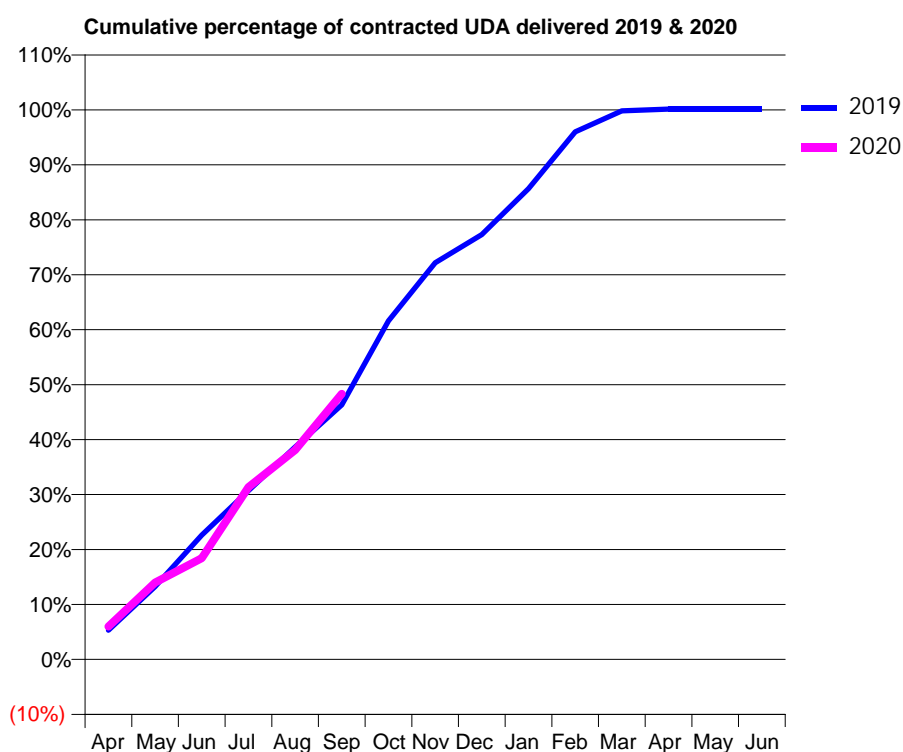
19/20 Contracted general activity (UDA)	2,582
Carry forward general activity (UDA)	-3
19/20 Contracted orthodontic activity (UOA)	0
Carry forward orthodontic activity (UOA)	0
Baseline contract value	£96,033.17

ACCESS*

Patients seen in 24 months	Total	Change since previous quarter
Quarter ending September 2018	1,041	
Quarter ending December 2018	1,030	↓
Quarter ending March 2019	1,018	↓
Quarter ending June 2019	1,014	→
Quarter ending September 2019	1,032	→
Variance since September 2018	(0.9%)	→



ACTIVITY



Month	2019	2020
April	138	155
May	342	361
June	584	476
July	793	809
August	998	984
September	1,196	1,248
October	1,591	
November	1,864	
December	1,996	
January	2,211	
February	2,479	
March	2,578	
April	2,586	
May	2,586	
June	2,586	

QUALITY

	Quantity	Base Number	Contract	AT	Region	England
% of FP17s for the same patient ID Re-attending within 3 months - Children	7	378	1.9%	11.1%	12.0%	11.5%
% of FP17s for the same patient ID Re-attending within 3 months - Adults	16	257	6.2%	16.6%	17.2%	15.4%
% of FP17s for the same patient ID Re-attending between 3 & 9 months - Children	232	378	61.4%	45.5%	49.4%	59.7%
% of FP17s for the same patient ID Re-attending between 3 & 9 months - Adults	131	257	51.0%	37.1%	39.2%	51.7%
% of FP17s for Band 1 Urgent Courses	18	629	2.9%	11.3%	11.0%	9.2%
% of FP17s Relating to Free Repair or Replacements	0	629	0.0%	0.5%	0.5%	0.7%
% of FP17s Relating to Continuations	2	629	0.3%	0.7%	0.7%	0.8%
% of Patients satisfied with the dentistry they have received	0	0	N/A	91.5%	90.9%	93.5%
% of Patients satisfied with the time they had to wait for an appointment	0	0	N/A	80.9%	83.7%	87.4%

* This is based on patients treated on this contract for their most recent course of treatment. Figures in italics indicate the base number of FP17s or Patient Questionnaire responses are less than 100. N/A is shown where the base number of responses is less than 10 during the period. % is calculated as Quantity/Base number*100

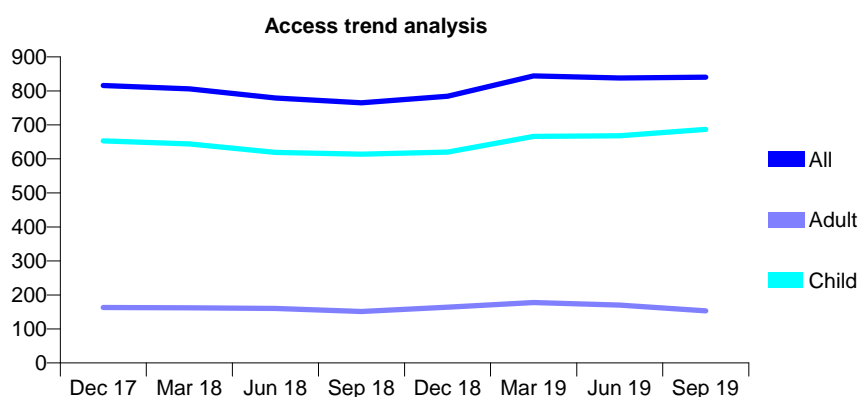
Q61 - Vital Signs At a Glance Contract Report for 785806/0001 - September 2019

Name or company name	MR M BHARDWAJ
Contract type name	GDS Contract
Purpose of contract	General
Contract start date	01/01/2013
Contract end date	

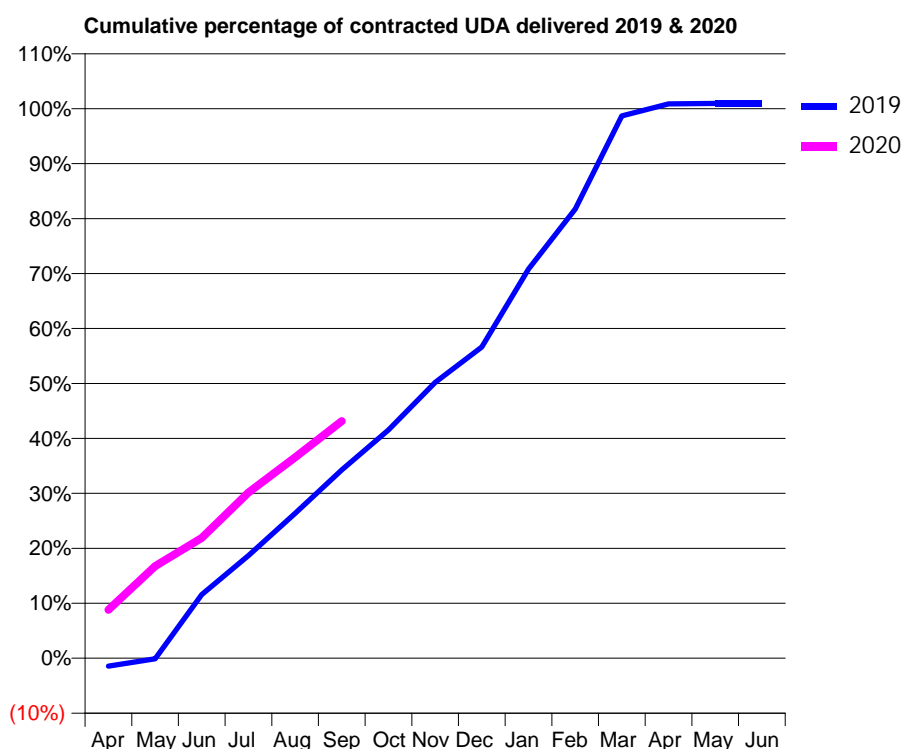
19/20 Contracted general activity (UDA)	1,850
Carry forward general activity (UDA)	-17
19/20 Contracted orthodontic activity (UOA)	0
Carry forward orthodontic activity (UOA)	0
Baseline contract value	£49,226.38

ACCESS*

Patients seen in 24 months	Total	Change since previous quarter
Quarter ending September 2018	765	
Quarter ending December 2018	784	↑
Quarter ending March 2019	844	↑
Quarter ending June 2019	838	→
Quarter ending September 2019	840	→
Variance since September 2018	9.8%	↑



ACTIVITY



Month	2019	2020
April	-27	163
May	-2	310
June	214	405
July	346	558
August	488	676
September	634	798
October	768	
November	929	
December	1,048	
January	1,310	
February	1,512	
March	1,826	
April	1,866	
May	1,867	
June	1,867	

QUALITY

	Quantity	Base Number	Contract	AT	Region	England
% of FP17s for the same patient ID Re-attending within 3 months - Children	45	428	10.5%	11.1%	12.0%	11.5%
% of FP17s for the same patient ID Re-attending within 3 months - Adults	10	58	17.2%	16.6%	17.2%	15.4%
% of FP17s for the same patient ID Re-attending between 3 & 9 months - Children	220	428	51.4%	45.5%	49.4%	59.7%
% of FP17s for the same patient ID Re-attending between 3 & 9 months - Adults	25	58	43.1%	37.1%	39.2%	51.7%
% of FP17s for Band 1 Urgent Courses	22	466	4.7%	11.3%	11.0%	9.2%
% of FP17s Relating to Free Repair or Replacements	0	466	0.0%	0.5%	0.5%	0.7%
% of FP17s Relating to Continuations	6	466	1.3%	0.7%	0.7%	0.8%
% of Patients satisfied with the dentistry they have received	0	0	N/A	91.5%	90.9%	93.5%
% of Patients satisfied with the time they had to wait for an appointment	0	0	N/A	80.9%	83.7%	87.4%

* This is based on patients treated on this contract for their most recent course of treatment.

Figures in italics indicate the base number of FP17s or Patient Questionnaire responses are less than 100. N/A is shown where the base number of responses is less than 10 during the period. % is calculated as Quantity/Base number*100

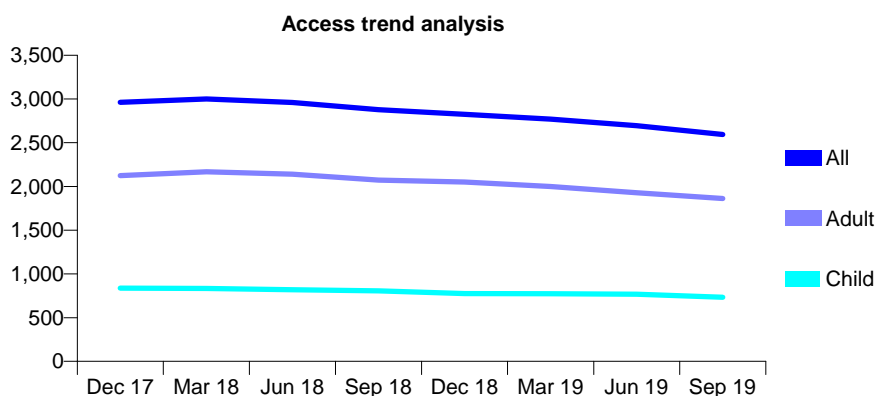
Q61 - Vital Signs At a Glance Contract Report for 785946/0001 - September 2019

Name or company name	MR M BEHNAM
Contract type name	GDS Contract
Purpose of contract	General
Contract start date	01/04/2015
Contract end date	

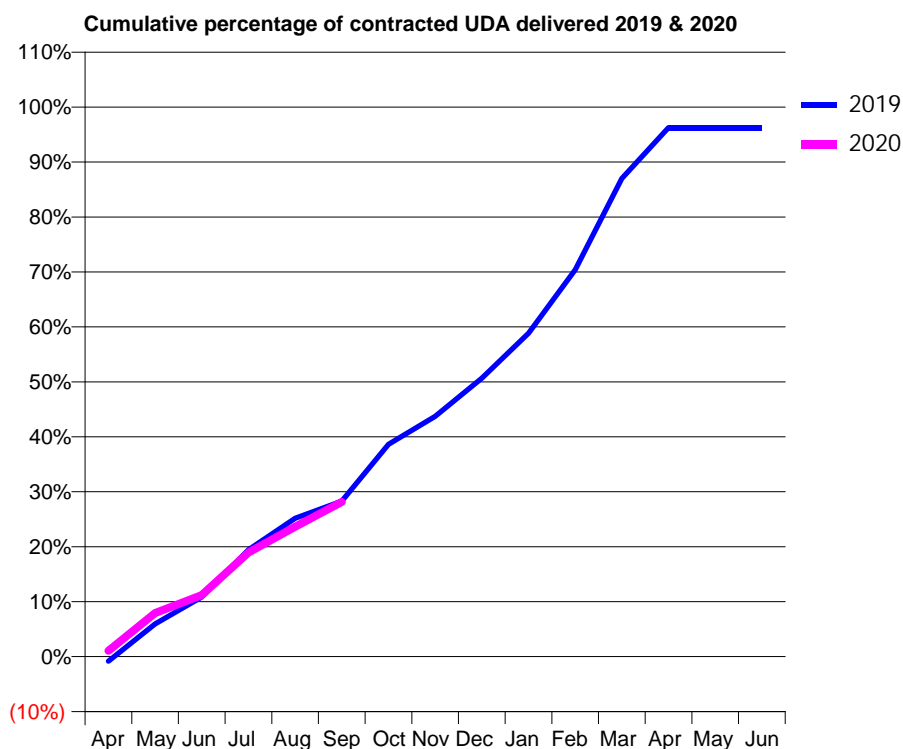
19/20 Contracted general activity (UDA)	9,969
Carry forward general activity (UDA)	374
19/20 Contracted orthodontic activity (UOA)	0
Carry forward orthodontic activity (UOA)	0
Baseline contract value	£249,546.79

ACCESS*

Patients seen in 24 months	Total	Change since previous quarter
Quarter ending September 2018	2,879	
Quarter ending December 2018	2,825	↓
Quarter ending March 2019	2,771	↓
Quarter ending June 2019	2,696	↓
Quarter ending September 2019	2,594	↓
Variance since September 2018	(9.9%)	↓



ACTIVITY



Month	Adjusted Scheduled Activity (UDA)	
	2019	2020
April	-85	108
May	593	793
June	1,082	1,117
July	1,938	1,889
August	2,509	2,355
September	2,822	2,806
October	3,853	
November	4,358	
December	5,050	
January	5,866	
February	7,019	
March	8,675	
April	9,595	
May	9,595	
June	9,595	

QUALITY

	Quantity	Base Number	Contract	AT	Region	England
% of FP17s for the same patient ID Re-attending within 3 months - Children	30	367	8.2%	11.1%	12.0%	11.5%
% of FP17s for the same patient ID Re-attending within 3 months - Adults	117	780	15.0%	16.6%	17.2%	15.4%
% of FP17s for the same patient ID Re-attending between 3 & 9 months - Children	156	367	42.5%	45.5%	49.4%	59.7%
% of FP17s for the same patient ID Re-attending between 3 & 9 months - Adults	228	780	29.2%	37.1%	39.2%	51.7%
% of FP17s for Band 1 Urgent Courses	221	994	22.2%	11.3%	11.0%	9.2%
% of FP17s Relating to Free Repair or Replacements	3	994	0.3%	0.5%	0.5%	0.7%
% of FP17s Relating to Continuations	0	994	0.0%	0.7%	0.7%	0.8%
% of Patients satisfied with the dentistry they have received	1	1	N/A	91.5%	90.9%	93.5%
% of Patients satisfied with the time they had to wait for an appointment	0	1	N/A	80.9%	83.7%	87.4%

* This is based on patients treated on this contract for their most recent course of treatment. Figures in italics indicate the base number of FP17s or Patient Questionnaire responses are less than 100. N/A is shown where the base number of responses is less than 10 during the period. % is calculated as Quantity/Base number*100

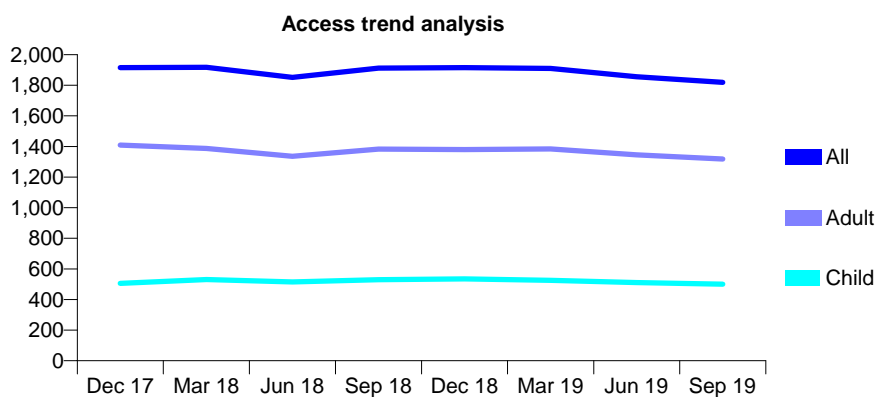
Q61 - Vital Signs At a Glance Contract Report for 787566/0001 - September 2019

Name or company name	DR P ZIAHOSSEINI
Contract type name	GDS Contract
Purpose of contract	General
Contract start date	15/04/2008
Contract end date	

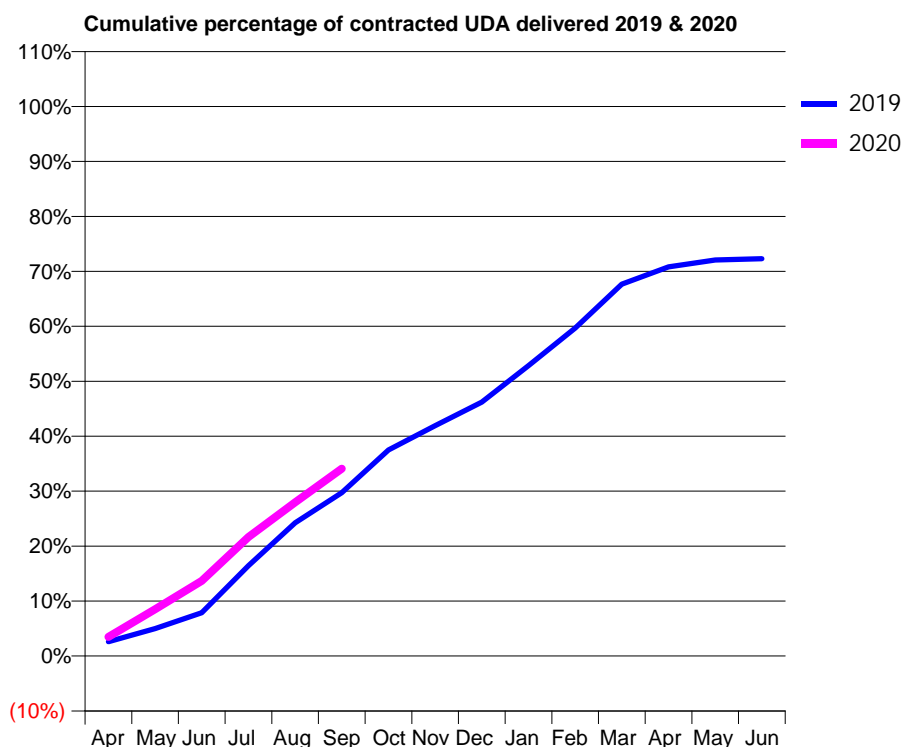
19/20 Contracted general activity (UDA)	6,000
Carry forward general activity (UDA)	0
19/20 Contracted orthodontic activity (UOA)	0
Carry forward orthodontic activity (UOA)	0
Baseline contract value	£181,977.79

ACCESS*

Patients seen in 24 months	Total	Change since previous quarter
Quarter ending September 2018	1,912	
Quarter ending December 2018	1,915	→
Quarter ending March 2019	1,910	→
Quarter ending June 2019	1,856	↓
Quarter ending September 2019	1,819	↓
Variance since September 2018	(4.9%)	↓



ACTIVITY



Month	Adjusted Scheduled Activity (UDA)	
	2019	2020
April	179	209
May	345	512
June	541	820
July	1,131	1,299
August	1,667	1,678
September	2,043	2,045
October	2,579	
November	2,883	
December	3,176	
January	3,634	
February	4,104	
March	4,653	
April	4,871	
May	4,955	
June	4,972	

QUALITY

	Quantity	Base Number	Contract	AT	Region	England
% of FP17s for the same patient ID Re-attending within 3 months - Children	40	345	11.6%	11.1%	12.0%	11.5%
% of FP17s for the same patient ID Re-attending within 3 months - Adults	134	791	16.9%	16.6%	17.2%	15.4%
% of FP17s for the same patient ID Re-attending between 3 & 9 months - Children	222	345	64.3%	45.5%	49.4%	59.7%
% of FP17s for the same patient ID Re-attending between 3 & 9 months - Adults	362	791	45.8%	37.1%	39.2%	51.7%
% of FP17s for Band 1 Urgent Courses	158	979	16.1%	11.3%	11.0%	9.2%
% of FP17s Relating to Free Repair or Replacements	2	979	0.2%	0.5%	0.5%	0.7%
% of FP17s Relating to Continuations	1	979	0.1%	0.7%	0.7%	0.8%
% of Patients satisfied with the dentistry they have received	1	1	N/A	91.5%	90.9%	93.5%
% of Patients satisfied with the time they had to wait for an appointment	0	1	N/A	80.9%	83.7%	87.4%

* This is based on patients treated on this contract for their most recent course of treatment. Figures in italics indicate the base number of FP17s or Patient Questionnaire responses are less than 100. N/A is shown where the base number of responses is less than 10 during the period. % is calculated as Quantity/Base number*100

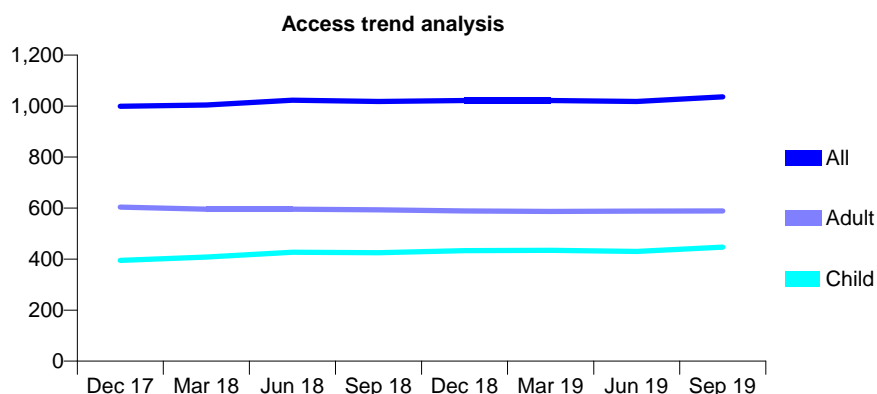
Q61 - Vital Signs At a Glance Contract Report for 789518/0001 - September 2019

Name or company name	The Fenton Dental Studios
Contract type name	GDS Contract
Purpose of contract	General
Contract start date	18/02/2010
Contract end date	

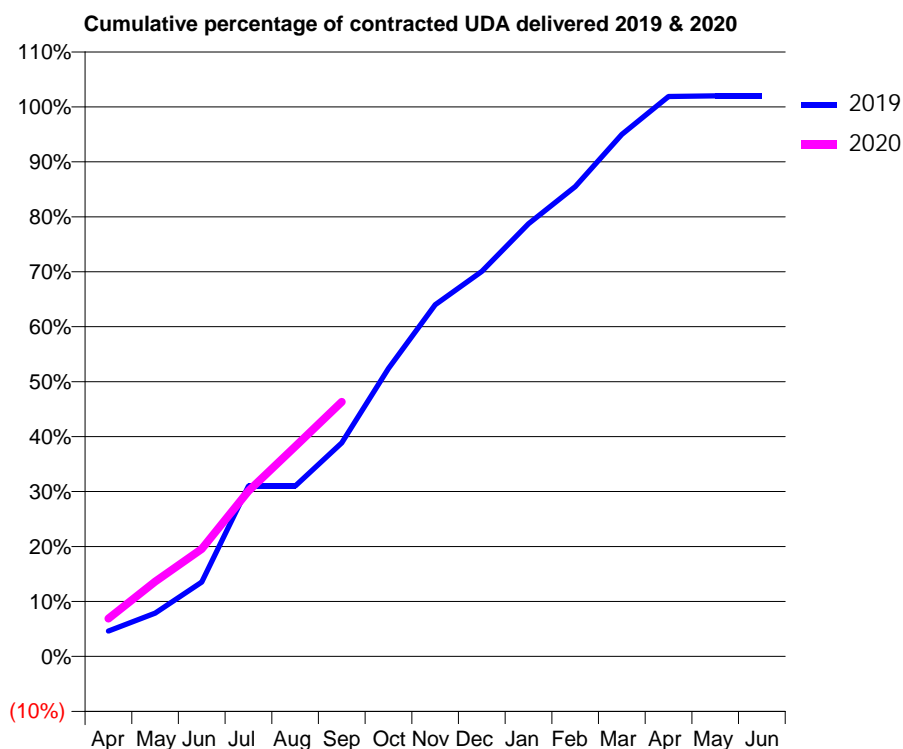
19/20 Contracted general activity (UDA)	2,481
Carry forward general activity (UDA)	-49
19/20 Contracted orthodontic activity (UOA)	0
Carry forward orthodontic activity (UOA)	0
Baseline contract value	£79,492.79

ACCESS*

Patients seen in 24 months	Total	Change since previous quarter
Quarter ending September 2018	1,018	
Quarter ending December 2018	1,022	→
Quarter ending March 2019	1,022	→
Quarter ending June 2019	1,018	→
Quarter ending September 2019	1,036	→
Variance since September 2018	1.8%	→



ACTIVITY



Month	2019	2020
April	115	171
May	195	338
June	335	486
July	769	747
August	769	947
September	964	1,149
October	1,300	
November	1,588	
December	1,738	
January	1,954	
February	2,121	
March	2,356	
April	2,528	
May	2,531	
June	2,531	

QUALITY

	Quantity	Base Number	Contract	AT	Region	England
% of FP17s for the same patient ID Re-attending within 3 months - Children	17	312	5.4%	11.1%	12.0%	11.5%
% of FP17s for the same patient ID Re-attending within 3 months - Adults	37	389	9.5%	16.6%	17.2%	15.4%
% of FP17s for the same patient ID Re-attending between 3 & 9 months - Children	170	312	54.5%	45.5%	49.4%	59.7%
% of FP17s for the same patient ID Re-attending between 3 & 9 months - Adults	224	389	57.6%	37.1%	39.2%	51.7%
% of FP17s for Band 1 Urgent Courses	21	653	3.2%	11.3%	11.0%	9.2%
% of FP17s Relating to Free Repair or Replacements	1	653	0.2%	0.5%	0.5%	0.7%
% of FP17s Relating to Continuations	3	653	0.5%	0.7%	0.7%	0.8%
% of Patients satisfied with the dentistry they have received	0	0	N/A	91.5%	90.9%	93.5%
% of Patients satisfied with the time they had to wait for an appointment	0	0	N/A	80.9%	83.7%	87.4%

* This is based on patients treated on this contract for their most recent course of treatment. Figures in italics indicate the base number of FP17s or Patient Questionnaire responses are less than 100. N/A is shown where the base number of responses is less than 10 during the period. % is calculated as Quantity/Base number*100

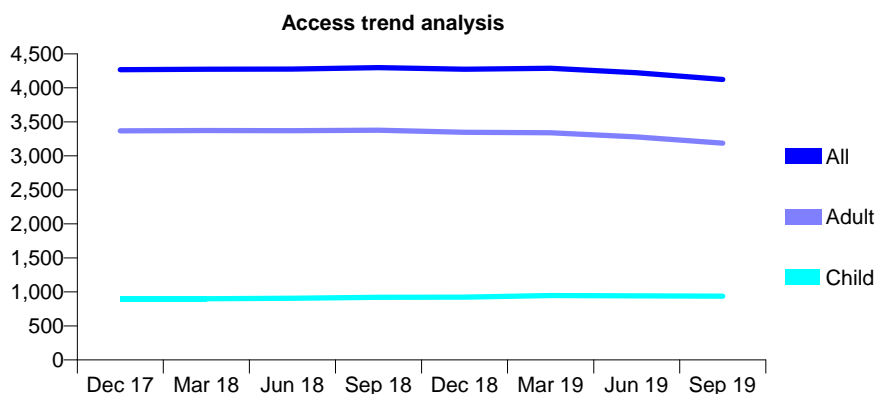
Q61 - Vital Signs At a Glance Contract Report for 794821/0001 - September 2019

Name or company name	Devalia, Devalia Partnership
Contract type name	GDS Contract
Purpose of contract	General
Contract start date	01/04/2006
Contract end date	

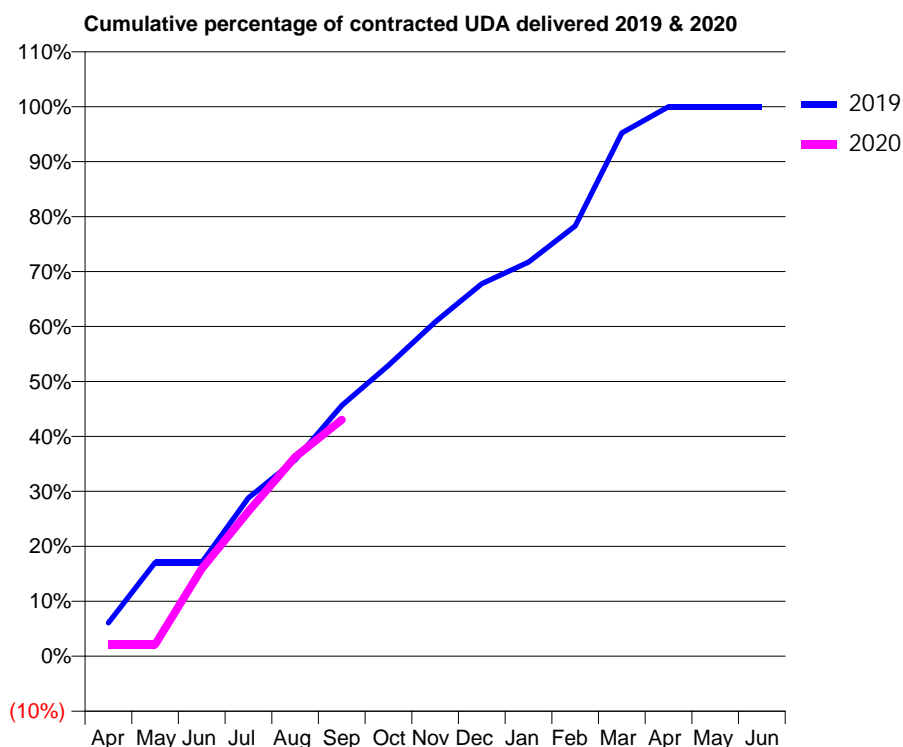
19/20 Contracted general activity (UDA)	11,819
Carry forward general activity (UDA)	1
19/20 Contracted orthodontic activity (UOA)	0
Carry forward orthodontic activity (UOA)	0
Baseline contract value	£358,762.25

ACCESS*

Patients seen in 24 months	Total	Change since previous quarter
Quarter ending September 2018	4,298	
Quarter ending December 2018	4,273	→
Quarter ending March 2019	4,289	→
Quarter ending June 2019	4,223	↓
Quarter ending September 2019	4,125	↓
Variance since September 2018	(4.0%)	↓



ACTIVITY



Month	2019	2020
April	717	253
May	2,014	253
June	2,014	1,881
July	3,406	3,115
August	4,222	4,283
September	5,392	5,086
October	6,256	
November	7,188	
December	8,012	
January	8,476	
February	9,253	
March	11,253	
April	11,818	
May	11,818	
June	11,818	

QUALITY

	Quantity	Base Number	Contract	AT	Region	England
% of FP17s for the same patient ID Re-attending within 3 months - Children	58	811	7.2%	11.1%	12.0%	11.5%
% of FP17s for the same patient ID Re-attending within 3 months - Adults	470	2,495	18.8%	16.6%	17.2%	15.4%
% of FP17s for the same patient ID Re-attending between 3 & 9 months - Children	539	811	66.5%	45.5%	49.4%	59.7%
% of FP17s for the same patient ID Re-attending between 3 & 9 months - Adults	1,420	2,495	56.9%	37.1%	39.2%	51.7%
% of FP17s for Band 1 Urgent Courses	412	3,057	13.5%	11.3%	11.0%	9.2%
% of FP17s Relating to Free Repair or Replacements	12	3,057	0.4%	0.5%	0.5%	0.7%
% of FP17s Relating to Continuations	1	3,057	0.0%	0.7%	0.7%	0.8%
% of Patients satisfied with the dentistry they have received	1	1	N/A	91.5%	90.9%	93.5%
% of Patients satisfied with the time they had to wait for an appointment	1	1	N/A	80.9%	83.7%	87.4%

* This is based on patients treated on this contract for their most recent course of treatment. Figures in italics indicate the base number of FP17s or Patient Questionnaire responses are less than 100. N/A is shown where the base number of responses is less than 10 during the period. % is calculated as Quantity/Base number*100

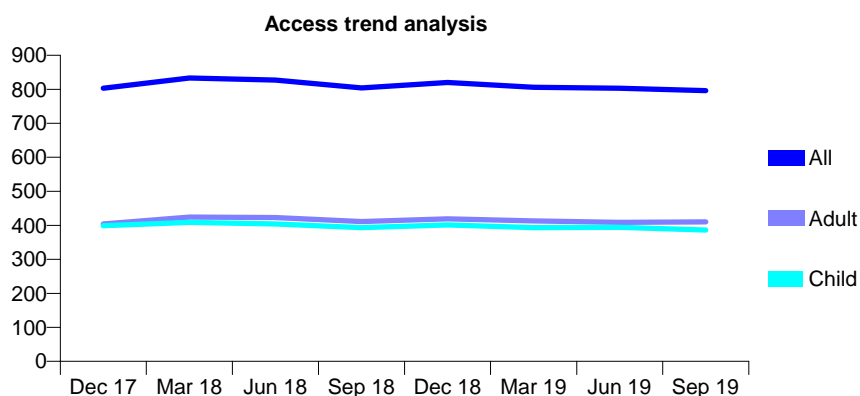
Q61 - Vital Signs At a Glance Contract Report for 805424/0001 - September 2019

Name or company name	MR RS SHETH
Contract type name	GDS Contract
Purpose of contract	General
Contract start date	01/01/2016
Contract end date	

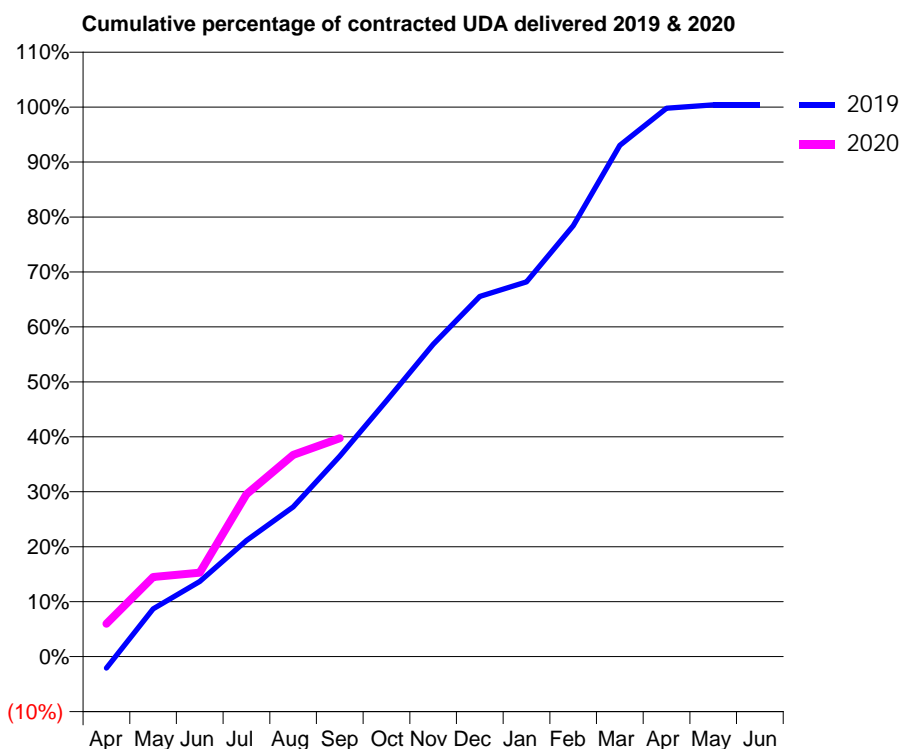
19/20 Contracted general activity (UDA)	1,995
Carry forward general activity (UDA)	-8
19/20 Contracted orthodontic activity (UOA)	0
Carry forward orthodontic activity (UOA)	0
Baseline contract value	£46,988.90

ACCESS*

Patients seen in 24 months	Total	Change since previous quarter
Quarter ending September 2018	804	
Quarter ending December 2018	820	→
Quarter ending March 2019	806	↓
Quarter ending June 2019	803	→
Quarter ending September 2019	796	→
Variance since September 2018	(1.0%)	→



ACTIVITY



Month	Adjusted Scheduled Activity (UDA)	
	2019	2020
April	-42	119
May	173	289
June	273	305
July	421	589
August	543	732
September	728	793
October	929	
November	1,133	
December	1,308	
January	1,361	
February	1,564	
March	1,856	
April	1,991	
May	2,003	
June	2,003	

QUALITY

	Quantity	Base Number	Contract	AT	Region	England
% of FP17s for the same patient ID Re-attending within 3 months - Children	24	271	8.9%	11.1%	12.0%	11.5%
% of FP17s for the same patient ID Re-attending within 3 months - Adults	29	241	12.0%	16.6%	17.2%	15.4%
% of FP17s for the same patient ID Re-attending between 3 & 9 months - Children	172	271	63.5%	45.5%	49.4%	59.7%
% of FP17s for the same patient ID Re-attending between 3 & 9 months - Adults	149	241	61.8%	37.1%	39.2%	51.7%
% of FP17s for Band 1 Urgent Courses	49	449	10.9%	11.3%	11.0%	9.2%
% of FP17s Relating to Free Repair or Replacements	0	449	0.0%	0.5%	0.5%	0.7%
% of FP17s Relating to Continuations	1	449	0.2%	0.7%	0.7%	0.8%
% of Patients satisfied with the dentistry they have received	1	1	N/A	91.5%	90.9%	93.5%
% of Patients satisfied with the time they had to wait for an appointment	1	1	N/A	80.9%	83.7%	87.4%

* This is based on patients treated on this contract for their most recent course of treatment. Figures in italics indicate the base number of FP17s or Patient Questionnaire responses are less than 100. N/A is shown where the base number of responses is less than 10 during the period. % is calculated as Quantity/Base number*100

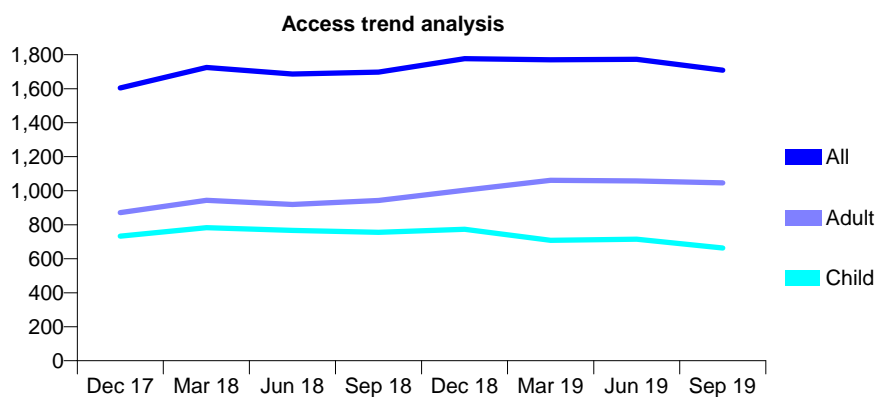
Q61 - Vital Signs At a Glance Contract Report for 808369/0001 - September 2019

Name or company name	Mr Ajay Joshi and Mr Karn Kapil
Contract type name	GDS Contract
Purpose of contract	General
Contract start date	01/04/2006
Contract end date	

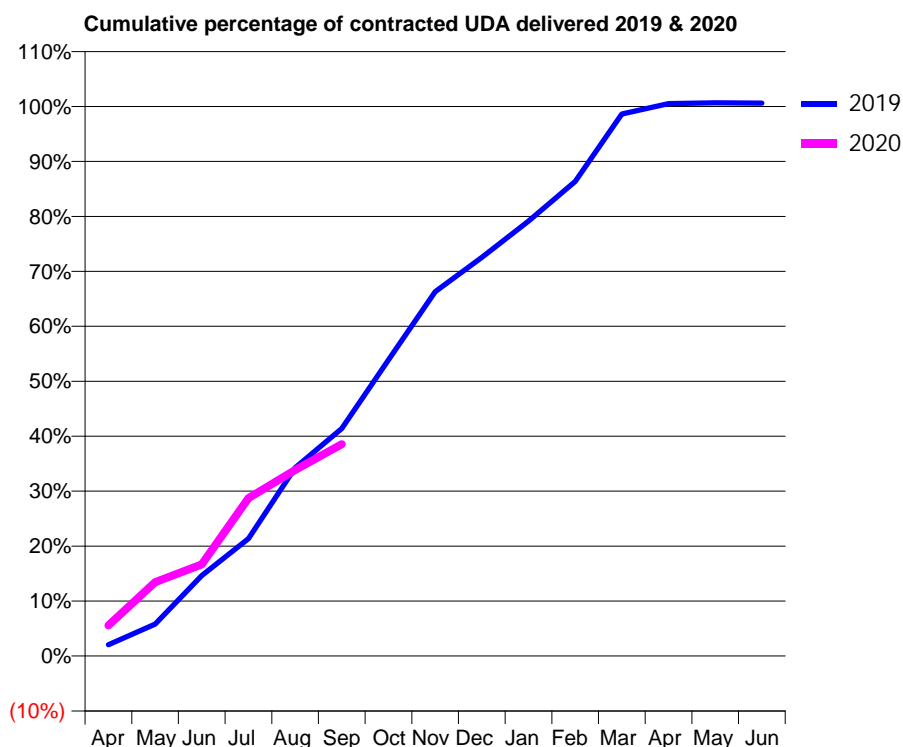
19/20 Contracted general activity (UDA)	4,757
Carry forward general activity (UDA)	-29
19/20 Contracted orthodontic activity (UOA)	0
Carry forward orthodontic activity (UOA)	0
Baseline contract value	£159,805.93

ACCESS*

Patients seen in 24 months	Total	Change since previous quarter
Quarter ending September 2018	1,698	
Quarter ending December 2018	1,776	↑
Quarter ending March 2019	1,770	→
Quarter ending June 2019	1,773	→
Quarter ending September 2019	1,709	↓
Variance since September 2018	0.6%	→



ACTIVITY



Month	Adjusted Scheduled Activity (UDA)	
	2019	2020
April	98	265
May	276	639
June	697	794
July	1,016	1,367
August	1,631	1,610
September	1,970	1,834
October	2,563	
November	3,155	
December	3,450	
January	3,765	
February	4,108	
March	4,692	
April	4,781	
May	4,789	
June	4,786	

QUALITY

	Quantity	Base Number	Contract	AT	Region	England
% of FP17s for the same patient ID Re-attending within 3 months - Children	15	310	4.8%	11.1%	12.0%	11.5%
% of FP17s for the same patient ID Re-attending within 3 months - Adults	96	506	19.0%	16.6%	17.2%	15.4%
% of FP17s for the same patient ID Re-attending between 3 & 9 months - Children	60	310	19.4%	45.5%	49.4%	59.7%
% of FP17s for the same patient ID Re-attending between 3 & 9 months - Adults	100	506	19.8%	37.1%	39.2%	51.7%
% of FP17s for Band 1 Urgent Courses	124	782	15.9%	11.3%	11.0%	9.2%
% of FP17s Relating to Free Repair or Replacements	0	782	0.0%	0.5%	0.5%	0.7%
% of FP17s Relating to Continuations	2	782	0.3%	0.7%	0.7%	0.8%
% of Patients satisfied with the dentistry they have received	0	0	N/A	91.5%	90.9%	93.5%
% of Patients satisfied with the time they had to wait for an appointment	0	0	N/A	80.9%	83.7%	87.4%

* This is based on patients treated on this contract for their most recent course of treatment. Figures in italics indicate the base number of FP17s or Patient Questionnaire responses are less than 100. N/A is shown where the base number of responses is less than 10 during the period. % is calculated as Quantity/Base number*100

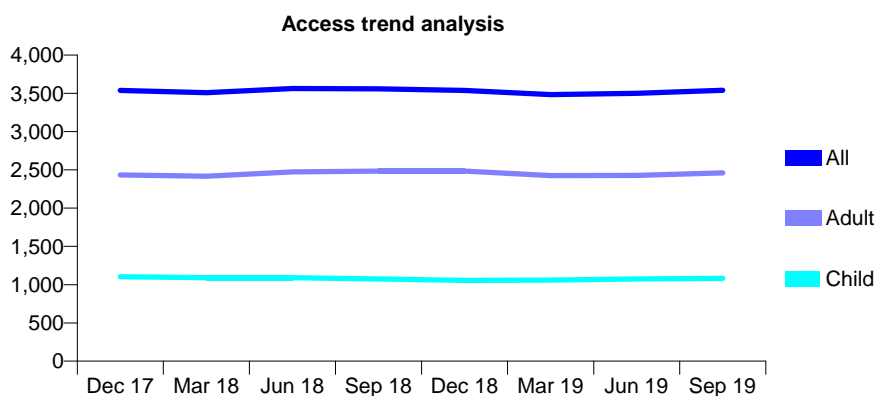
Q61 - Vital Signs At a Glance Contract Report for 809543/0002 - September 2019

Name or company name	MR SV PATEL
Contract type name	GDS Contract
Purpose of contract	General
Contract start date	14/05/2007
Contract end date	

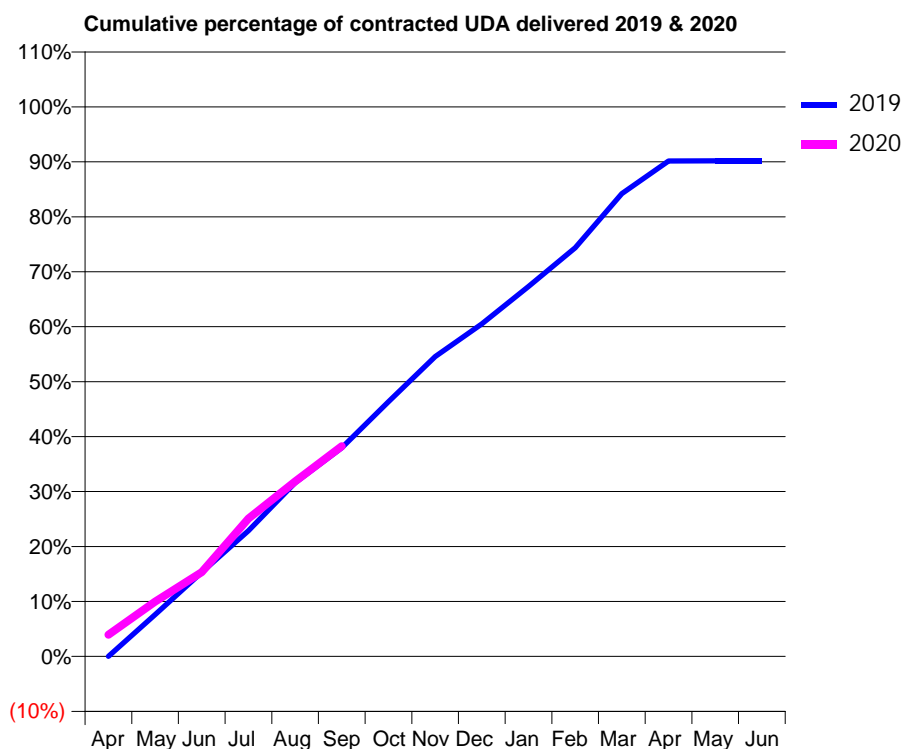
19/20 Contracted general activity (UDA)	13,086
Carry forward general activity (UDA)	0
19/20 Contracted orthodontic activity (UOA)	0
Carry forward orthodontic activity (UOA)	0
Baseline contract value	£348,008.49

ACCESS*

Patients seen in 24 months	Total	Change since previous quarter
Quarter ending September 2018	3,558	
Quarter ending December 2018	3,538	→
Quarter ending March 2019	3,483	↓
Quarter ending June 2019	3,501	→
Quarter ending September 2019	3,541	→
Variance since September 2018	(0.5%)	→



ACTIVITY



Month	2019	2020
April	-0	516
May	999	1,306
June	2,001	2,004
July	2,993	3,281
August	4,135	4,166
September	4,967	5,005
October	6,064	
November	7,142	
December	7,919	
January	8,808	
February	9,730	
March	11,016	
April	11,795	
May	11,798	
June	11,798	

QUALITY

	Quantity	Base Number	Contract	AT	Region	England
% of FP17s for the same patient ID Re-attending within 3 months - Children	68	799	8.5%	11.1%	12.0%	11.5%
% of FP17s for the same patient ID Re-attending within 3 months - Adults	282	1,552	18.2%	16.6%	17.2%	15.4%
% of FP17s for the same patient ID Re-attending between 3 & 9 months - Children	444	799	55.6%	45.5%	49.4%	59.7%
% of FP17s for the same patient ID Re-attending between 3 & 9 months - Adults	685	1,552	44.1%	37.1%	39.2%	51.7%
% of FP17s for Band 1 Urgent Courses	87	2,142	4.1%	11.3%	11.0%	9.2%
% of FP17s Relating to Free Repair or Replacements	0	2,142	0.0%	0.5%	0.5%	0.7%
% of FP17s Relating to Continuations	83	2,142	3.9%	0.7%	0.7%	0.8%
% of Patients satisfied with the dentistry they have received	2	2	N/A	91.5%	90.9%	93.5%
% of Patients satisfied with the time they had to wait for an appointment	2	2	N/A	80.9%	83.7%	87.4%

* This is based on patients treated on this contract for their most recent course of treatment. Figures in italics indicate the base number of FP17s or Patient Questionnaire responses are less than 100. N/A is shown where the base number of responses is less than 10 during the period. % is calculated as Quantity/Base number*100

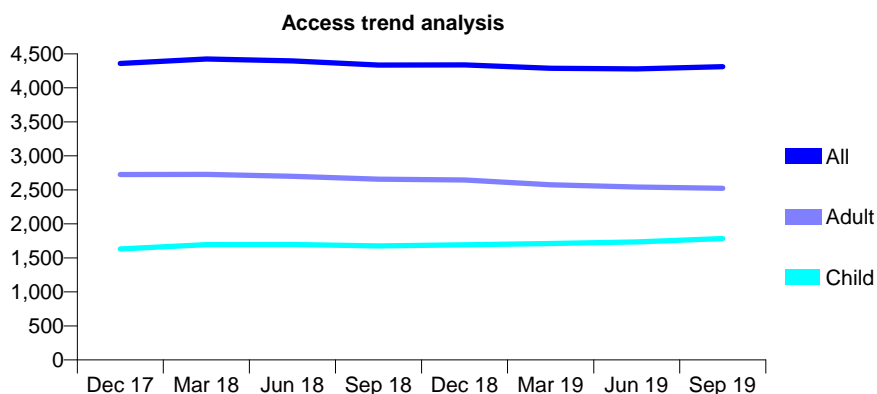
Q61 - Vital Signs At a Glance Contract Report for 812994/0001 - September 2019

Name or company name	Mr Anoushiravan Pashmi
Contract type name	GDS Contract
Purpose of contract	General
Contract start date	01/04/2006
Contract end date	

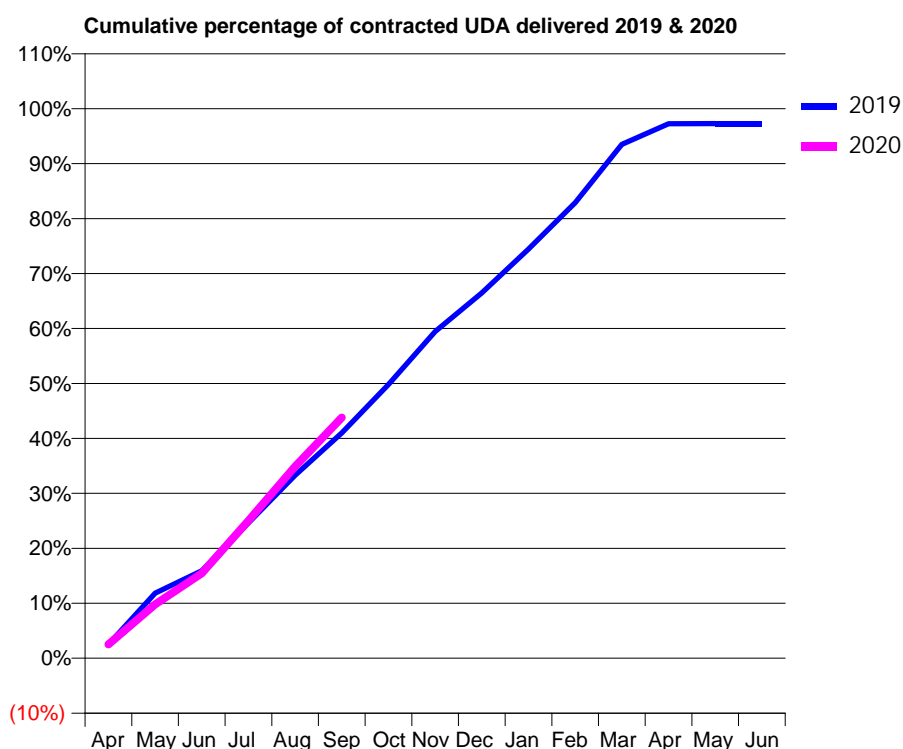
19/20 Contracted general activity (UDA)	11,039
Carry forward general activity (UDA)	301
19/20 Contracted orthodontic activity (UOA)	0
Carry forward orthodontic activity (UOA)	0
Baseline contract value	£348,333.27

ACCESS*

Patients seen in 24 months	Total	Change since previous quarter
Quarter ending September 2018	4,335	
Quarter ending December 2018	4,339	→
Quarter ending March 2019	4,288	↓
Quarter ending June 2019	4,280	→
Quarter ending September 2019	4,310	→
Variance since September 2018	(0.6%)	→



ACTIVITY



Month	2019	2020
April	279	277
May	1,305	1,082
June	1,756	1,706
July	2,718	2,764
August	3,676	3,853
September	4,525	4,833
October	5,499	
November	6,564	
December	7,337	
January	8,219	
February	9,149	
March	10,320	
April	10,734	
May	10,737	
June	10,737	

QUALITY

	Quantity	Base Number	Contract	AT	Region	England
% of FP17s for the same patient ID Re-attending within 3 months - Children	56	1,537	3.6%	11.1%	12.0%	11.5%
% of FP17s for the same patient ID Re-attending within 3 months - Adults	134	1,703	7.9%	16.6%	17.2%	15.4%
% of FP17s for the same patient ID Re-attending between 3 & 9 months - Children	1,060	1,537	69.0%	45.5%	49.4%	59.7%
% of FP17s for the same patient ID Re-attending between 3 & 9 months - Adults	1,105	1,703	64.9%	37.1%	39.2%	51.7%
% of FP17s for Band 1 Urgent Courses	86	3,039	2.8%	11.3%	11.0%	9.2%
% of FP17s Relating to Free Repair or Replacements	15	3,039	0.5%	0.5%	0.5%	0.7%
% of FP17s Relating to Continuations	6	3,039	0.2%	0.7%	0.7%	0.8%
% of Patients satisfied with the dentistry they have received	0	0	N/A	91.5%	90.9%	93.5%
% of Patients satisfied with the time they had to wait for an appointment	0	0	N/A	80.9%	83.7%	87.4%

* This is based on patients treated on this contract for their most recent course of treatment. Figures in italics indicate the base number of FP17s or Patient Questionnaire responses are less than 100. N/A is shown where the base number of responses is less than 10 during the period. % is calculated as Quantity/Base number*100

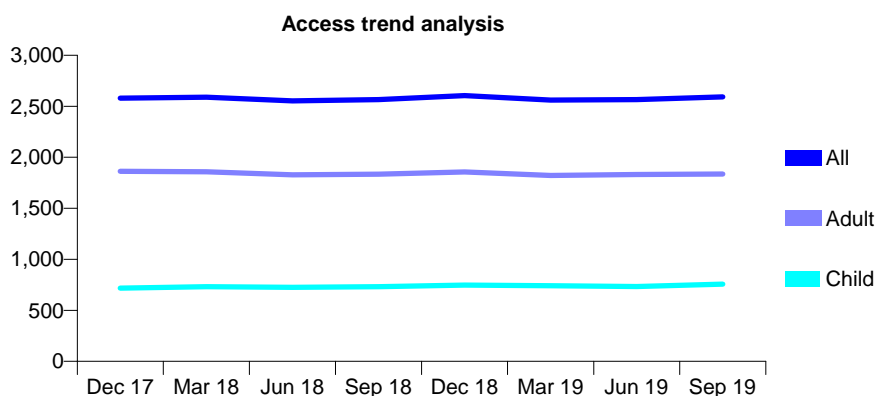
Q61 - Vital Signs At a Glance Contract Report for 815144/0001 - September 2019

Name or company name	MR A MARCUS
Contract type name	GDS Contract
Purpose of contract	General
Contract start date	01/04/2006
Contract end date	

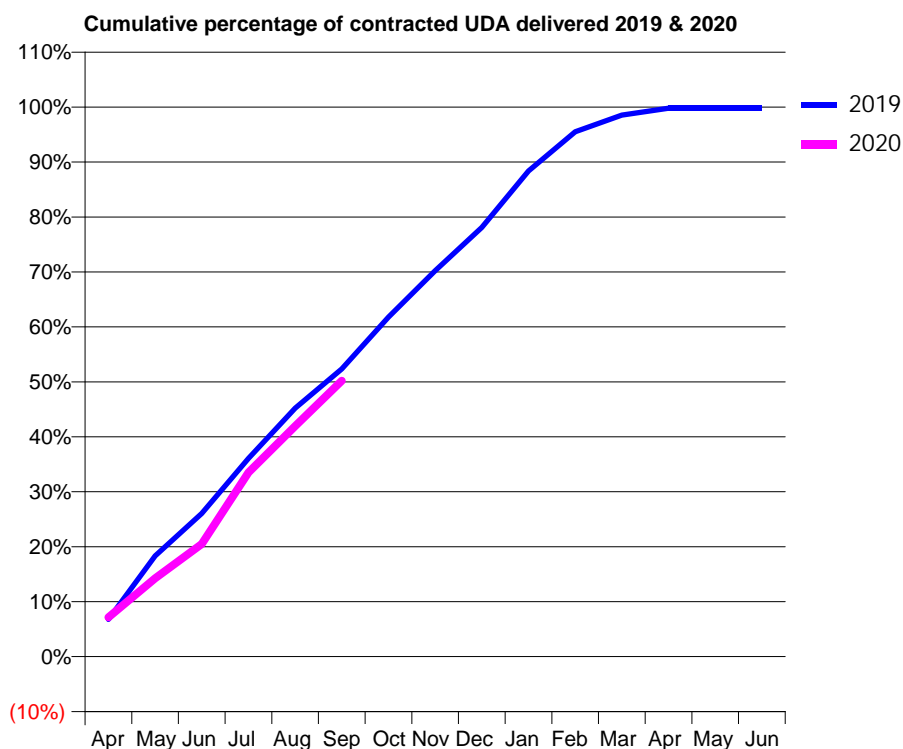
19/20 Contracted general activity (UDA)	5,705
Carry forward general activity (UDA)	12
19/20 Contracted orthodontic activity (UOA)	0
Carry forward orthodontic activity (UOA)	0
Baseline contract value	£144,193.61

ACCESS*

Patients seen in 24 months	Total	Change since previous quarter
Quarter ending September 2018	2,566	
Quarter ending December 2018	2,604	→
Quarter ending March 2019	2,562	↓
Quarter ending June 2019	2,565	→
Quarter ending September 2019	2,592	→
Variance since September 2018	1.0%	→



ACTIVITY



Month	Adjusted Scheduled Activity (UDA)	
	2019	2020
April	387	408
May	1,046	814
June	1,487	1,169
July	2,058	1,911
August	2,580	2,393
September	2,987	2,864
October	3,524	
November	4,006	
December	4,456	
January	5,041	
February	5,448	
March	5,622	
April	5,693	
May	5,693	
June	5,693	

QUALITY

	Quantity	Base Number	Contract	AT	Region	England
% of FP17s for the same patient ID Re-attending within 3 months - Children	28	560	5.0%	11.1%	12.0%	11.5%
% of FP17s for the same patient ID Re-attending within 3 months - Adults	89	1,111	8.0%	16.6%	17.2%	15.4%
% of FP17s for the same patient ID Re-attending between 3 & 9 months - Children	296	560	52.9%	45.5%	49.4%	59.7%
% of FP17s for the same patient ID Re-attending between 3 & 9 months - Adults	534	1,111	48.1%	37.1%	39.2%	51.7%
% of FP17s for Band 1 Urgent Courses	128	1,616	7.9%	11.3%	11.0%	9.2%
% of FP17s Relating to Free Repair or Replacements	0	1,616	0.0%	0.5%	0.5%	0.7%
% of FP17s Relating to Continuations	8	1,616	0.5%	0.7%	0.7%	0.8%
% of Patients satisfied with the dentistry they have received	1	1	N/A	91.5%	90.9%	93.5%
% of Patients satisfied with the time they had to wait for an appointment	1	1	N/A	80.9%	83.7%	87.4%

* This is based on patients treated on this contract for their most recent course of treatment. Figures in italics indicate the base number of FP17s or Patient Questionnaire responses are less than 100. N/A is shown where the base number of responses is less than 10 during the period. % is calculated as Quantity/Base number*100

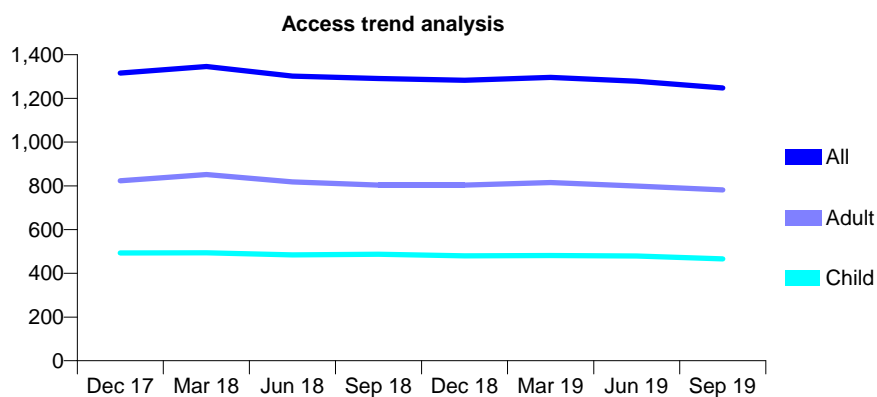
Q61 - Vital Signs At a Glance Contract Report for 820075/0001 - September 2019

Name or company name	MR CP BALCOMBE
Contract type name	GDS Contract
Purpose of contract	General
Contract start date	01/04/2006
Contract end date	

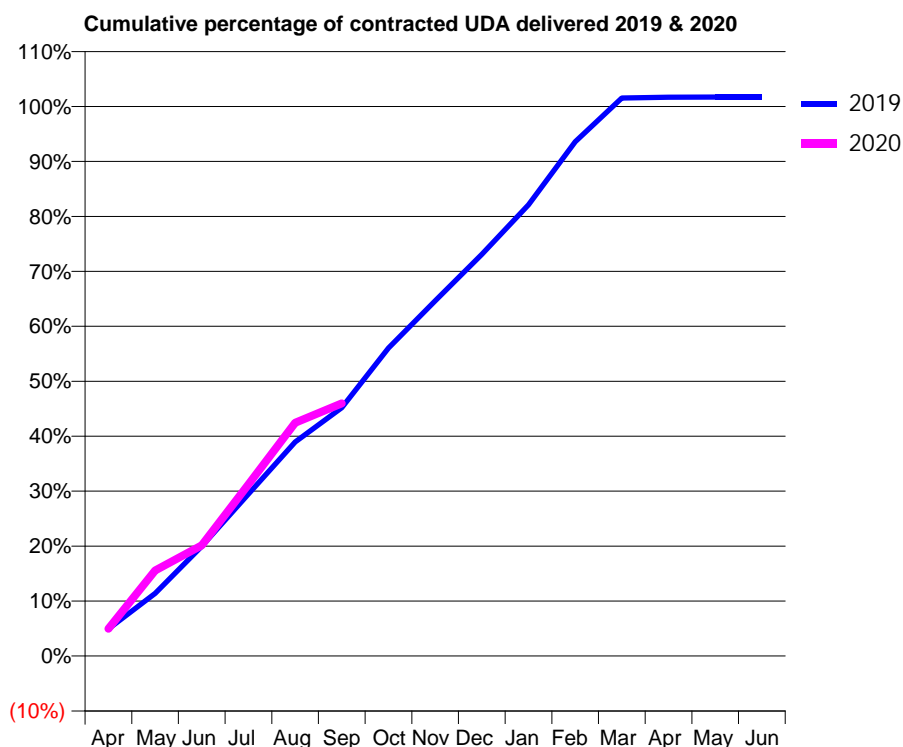
19/20 Contracted general activity (UDA)	2,759
Carry forward general activity (UDA)	-47
19/20 Contracted orthodontic activity (UOA)	0
Carry forward orthodontic activity (UOA)	0
Baseline contract value	£69,976.01

ACCESS*

Patients seen in 24 months	Total	Change since previous quarter
Quarter ending September 2018	1,291	
Quarter ending December 2018	1,283	→
Quarter ending March 2019	1,296	→
Quarter ending June 2019	1,278	↓
Quarter ending September 2019	1,248	↓
Variance since September 2018	(3.3%)	↓



ACTIVITY



Month	Adjusted Scheduled Activity (UDA)	
	2019	2020
April	136	137
May	314	430
June	551	556
July	814	862
August	1,075	1,171
September	1,247	1,268
October	1,546	
November	1,783	
December	2,016	
January	2,265	
February	2,582	
March	2,802	
April	2,805	
May	2,806	
June	2,806	

QUALITY

	Quantity	Base Number	Contract	AT	Region	England
% of FP17s for the same patient ID Re-attending within 3 months - Children	11	309	3.6%	11.1%	12.0%	11.5%
% of FP17s for the same patient ID Re-attending within 3 months - Adults	47	406	11.6%	16.6%	17.2%	15.4%
% of FP17s for the same patient ID Re-attending between 3 & 9 months - Children	140	309	45.3%	45.5%	49.4%	59.7%
% of FP17s for the same patient ID Re-attending between 3 & 9 months - Adults	165	406	40.6%	37.1%	39.2%	51.7%
% of FP17s for Band 1 Urgent Courses	57	711	8.0%	11.3%	11.0%	9.2%
% of FP17s Relating to Free Repair or Replacements	3	711	0.4%	0.5%	0.5%	0.7%
% of FP17s Relating to Continuations	1	711	0.1%	0.7%	0.7%	0.8%
% of Patients satisfied with the dentistry they have received	0	0	N/A	91.5%	90.9%	93.5%
% of Patients satisfied with the time they had to wait for an appointment	0	0	N/A	80.9%	83.7%	87.4%

* This is based on patients treated on this contract for their most recent course of treatment. Figures in italics indicate the base number of FP17s or Patient Questionnaire responses are less than 100. N/A is shown where the base number of responses is less than 10 during the period. % is calculated as Quantity/Base number*100

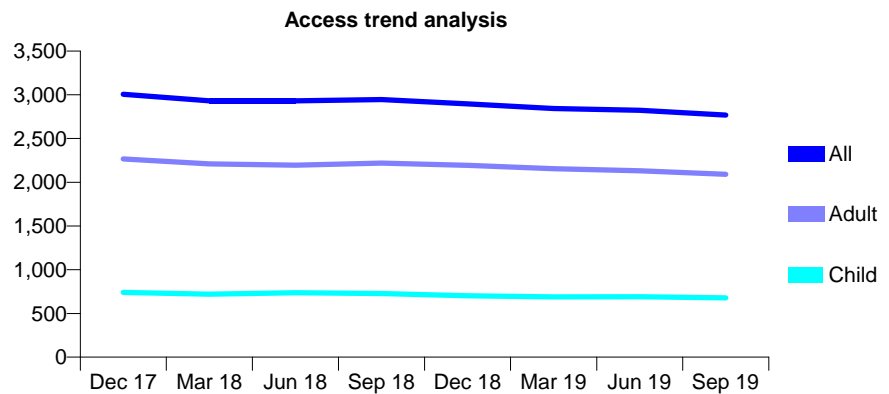
Q61 - Vital Signs At a Glance Contract Report for 824127/0001 - September 2019

Name or company name	MR AM HATHI
Contract type name	GDS Contract
Purpose of contract	General
Contract start date	01/04/2006
Contract end date	

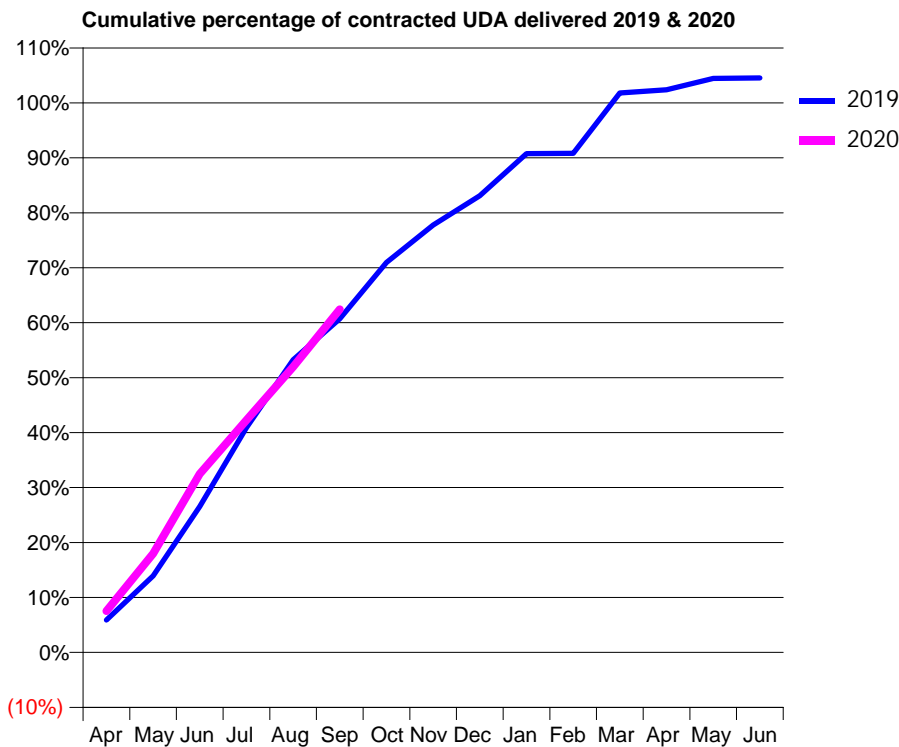
19/20 Contracted general activity (UDA)	7,590
Carry forward general activity (UDA)	-151
19/20 Contracted orthodontic activity (UOA)	0
Carry forward orthodontic activity (UOA)	0
Baseline contract value	£226,516.98

ACCESS*

Patients seen in 24 months	Total	Change since previous quarter
Quarter ending September 2018	2,946	
Quarter ending December 2018	2,896	↓
Quarter ending March 2019	2,844	↓
Quarter ending June 2019	2,822	→
Quarter ending September 2019	2,769	↓
Variance since September 2018	(6.0%)	↓



ACTIVITY



Month	2019	2020
April	448	572
May	1,058	1,366
June	2,017	2,465
July	3,104	3,209
August	4,043	3,944
September	4,608	4,739
October	5,386	
November	5,903	
December	6,308	
January	6,887	
February	6,893	
March	7,725	
April	7,770	
May	7,926	
June	7,934	

QUALITY

	Quantity	Base Number	Contract	AT	Region	England
% of FP17s for the same patient ID Re-attending within 3 months - Children	34	437	7.8%	11.1%	12.0%	11.5%
% of FP17s for the same patient ID Re-attending within 3 months - Adults	288	1,368	21.1%	16.6%	17.2%	15.4%
% of FP17s for the same patient ID Re-attending between 3 & 9 months - Children	158	437	36.2%	45.5%	49.4%	59.7%
% of FP17s for the same patient ID Re-attending between 3 & 9 months - Adults	488	1,368	35.7%	37.1%	39.2%	51.7%
% of FP17s for Band 1 Urgent Courses	163	1,687	9.7%	11.3%	11.0%	9.2%
% of FP17s Relating to Free Repair or Replacements	3	1,687	0.2%	0.5%	0.5%	0.7%
% of FP17s Relating to Continuations	18	1,687	1.1%	0.7%	0.7%	0.8%
% of Patients satisfied with the dentistry they have received	3	3	N/A	91.5%	90.9%	93.5%
% of Patients satisfied with the time they had to wait for an appointment	3	3	N/A	80.9%	83.7%	87.4%

* This is based on patients treated on this contract for their most recent course of treatment. Figures in italics indicate the base number of FP17s or Patient Questionnaire responses are less than 100. N/A is shown where the base number of responses is less than 10 during the period. % is calculated as Quantity/Base number*100

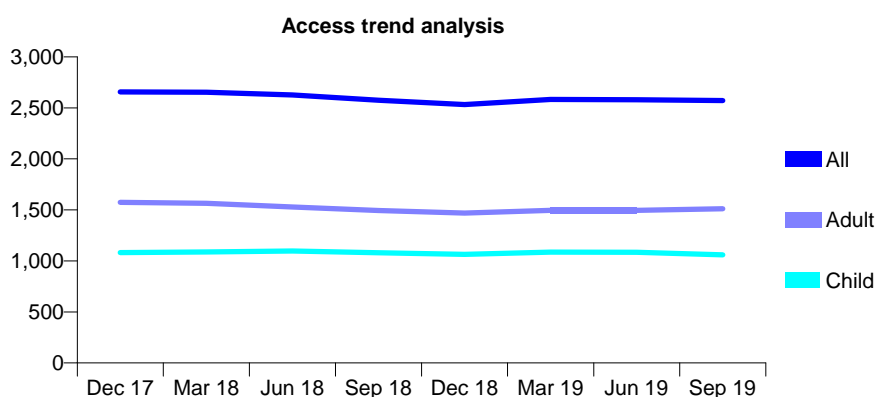
Q61 - Vital Signs At a Glance Contract Report for 824259/0001 - September 2019

Name or company name	MR RF PRAIS
Contract type name	GDS Contract
Purpose of contract	General
Contract start date	01/04/2006
Contract end date	

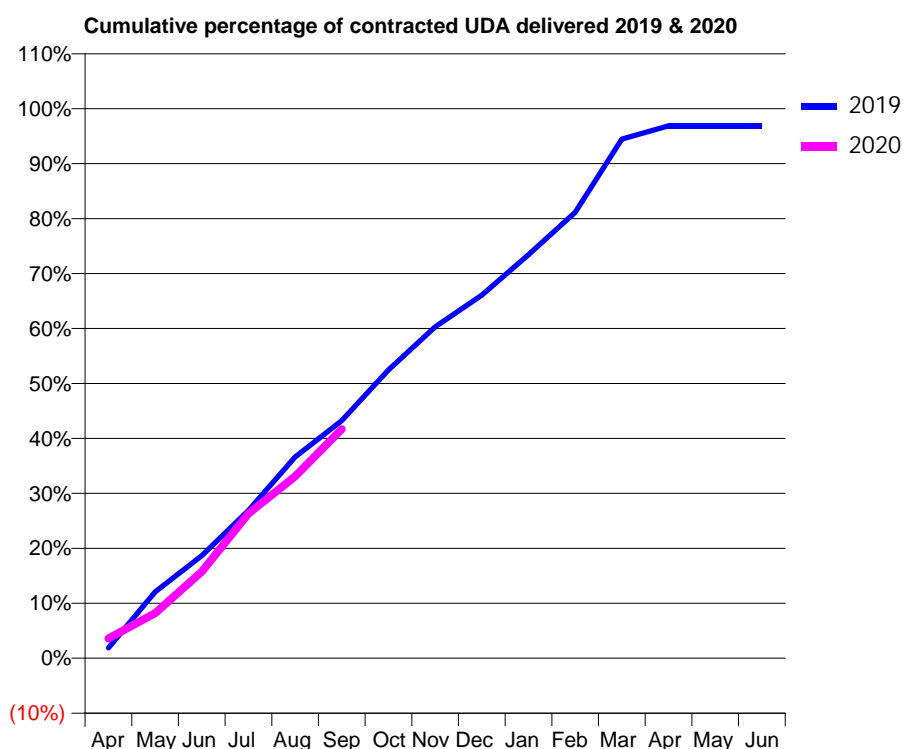
19/20 Contracted general activity (UDA)	6,711
Carry forward general activity (UDA)	210
19/20 Contracted orthodontic activity (UOA)	0
Carry forward orthodontic activity (UOA)	0
Baseline contract value	£217,222.31

ACCESS*

Patients seen in 24 months	Total	Change since previous quarter
Quarter ending September 2018	2,574	
Quarter ending December 2018	2,533	↓
Quarter ending March 2019	2,582	→
Quarter ending June 2019	2,580	→
Quarter ending September 2019	2,572	→
Variance since September 2018	(0.1%)	→



ACTIVITY



Month	2019	2020
April	127	241
May	810	551
June	1,251	1,056
July	1,805	1,766
August	2,459	2,221
September	2,902	2,799
October	3,522	
November	4,046	
December	4,433	
January	4,929	
February	5,447	
March	6,339	
April	6,502	
May	6,502	
June	6,501	

QUALITY

	Quantity	Base Number	Contract	AT	Region	England
% of FP17s for the same patient ID Re-attending within 3 months - Children	38	774	4.9%	11.1%	12.0%	11.5%
% of FP17s for the same patient ID Re-attending within 3 months - Adults	110	889	12.4%	16.6%	17.2%	15.4%
% of FP17s for the same patient ID Re-attending between 3 & 9 months - Children	467	774	60.3%	45.5%	49.4%	59.7%
% of FP17s for the same patient ID Re-attending between 3 & 9 months - Adults	422	889	47.5%	37.1%	39.2%	51.7%
% of FP17s for Band 1 Urgent Courses	78	1,602	4.9%	11.3%	11.0%	9.2%
% of FP17s Relating to Free Repair or Replacements	3	1,602	0.2%	0.5%	0.5%	0.7%
% of FP17s Relating to Continuations	7	1,602	0.4%	0.7%	0.7%	0.8%
% of Patients satisfied with the dentistry they have received	0	0	N/A	91.5%	90.9%	93.5%
% of Patients satisfied with the time they had to wait for an appointment	0	0	N/A	80.9%	83.7%	87.4%

* This is based on patients treated on this contract for their most recent course of treatment.

Figures in italics indicate the base number of FP17s or Patient Questionnaire responses are less than 100. N/A is shown where the base number of responses is less than 10 during the period. % is calculated as Quantity/Base number*100

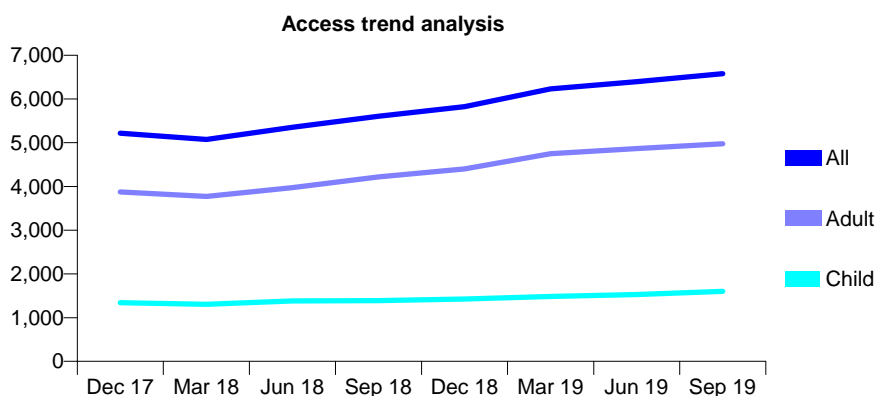
Q61 - Vital Signs At a Glance Contract Report for 825247/0001 - September 2019

Name or company name	MR JE DINEEN
Contract type name	GDS Contract
Purpose of contract	General
Contract start date	01/04/2006
Contract end date	

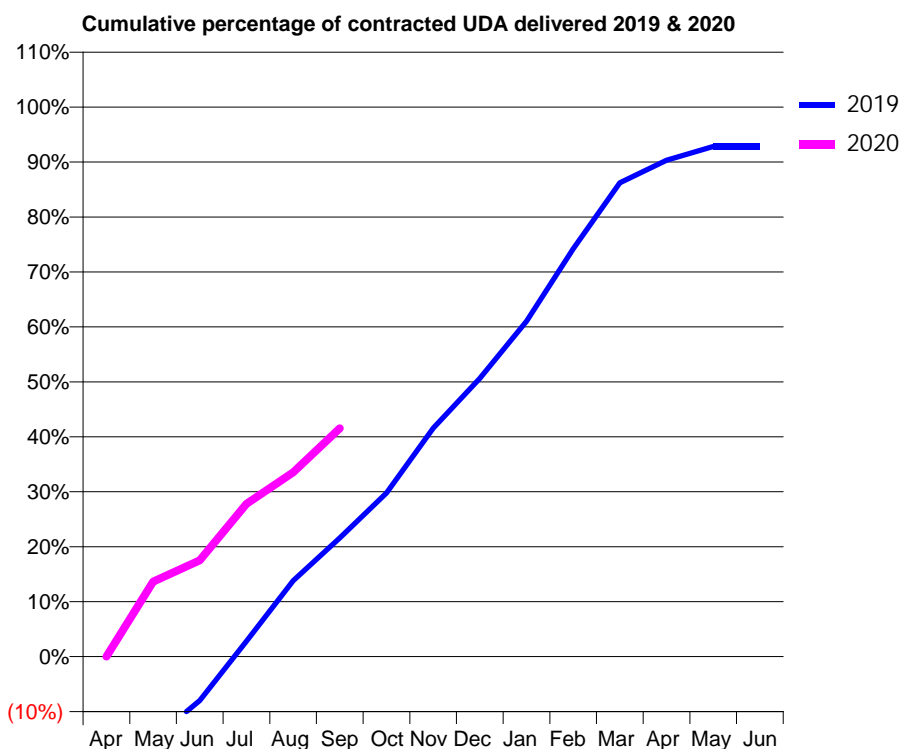
19/20 Contracted general activity (UDA)	21,166
Carry forward general activity (UDA)	0
19/20 Contracted orthodontic activity (UOA)	0
Carry forward orthodontic activity (UOA)	0
Baseline contract value	£742,669.13

ACCESS*

Patients seen in 24 months	Total	Change since previous quarter
Quarter ending September 2018	5,606	
Quarter ending December 2018	5,825	↑
Quarter ending March 2019	6,230	↑
Quarter ending June 2019	6,395	↑
Quarter ending September 2019	6,577	↑
Variance since September 2018	17.3%	↑



ACTIVITY



Month	Adjusted Scheduled Activity (UDA)	
	2019	2020
April	-4,748	0
May	-3,170	2,891
June	-1,696	3,707
July	594	5,885
August	2,926	7,099
September	4,569	8,798
October	6,304	
November	8,803	
December	10,715	
January	12,917	
February	15,709	
March	18,247	
April	19,113	
May	19,648	
June	19,648	

QUALITY

	Quantity	Base Number	Contract	AT	Region	England
% of FP17s for the same patient ID Re-attending within 3 months - Children	70	802	8.7%	11.1%	12.0%	11.5%
% of FP17s for the same patient ID Re-attending within 3 months - Adults	262	2,169	12.1%	16.6%	17.2%	15.4%
% of FP17s for the same patient ID Re-attending between 3 & 9 months - Children	214	802	26.7%	45.5%	49.4%	59.7%
% of FP17s for the same patient ID Re-attending between 3 & 9 months - Adults	551	2,169	25.4%	37.1%	39.2%	51.7%
% of FP17s for Band 1 Urgent Courses	191	2,678	7.1%	11.3%	11.0%	9.2%
% of FP17s Relating to Free Repair or Replacements	1	2,678	0.0%	0.5%	0.5%	0.7%
% of FP17s Relating to Continuations	16	2,678	0.6%	0.7%	0.7%	0.8%
% of Patients satisfied with the dentistry they have received	0	0	N/A	91.5%	90.9%	93.5%
% of Patients satisfied with the time they had to wait for an appointment	0	0	N/A	80.9%	83.7%	87.4%

* This is based on patients treated on this contract for their most recent course of treatment. Figures in italics indicate the base number of FP17s or Patient Questionnaire responses are less than 100. N/A is shown where the base number of responses is less than 10 during the period. % is calculated as Quantity/Base number*100

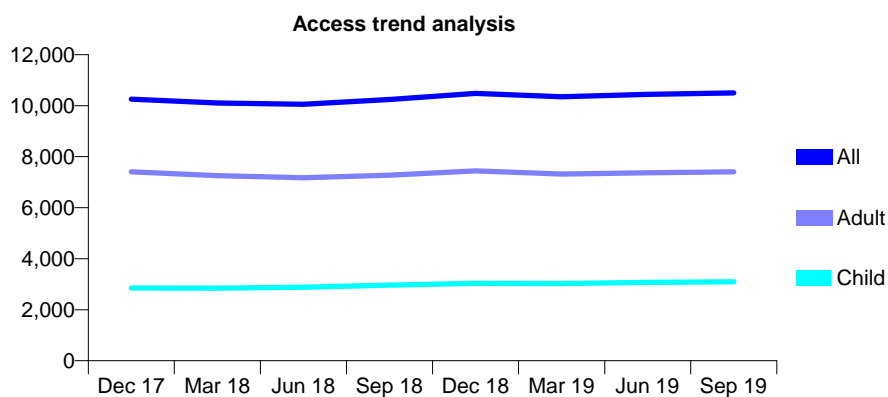
Q61 - Vital Signs At a Glance Contract Report for 825948/0001 - September 2019

Name or company name	MR JK KOTECHA
Contract type name	GDS Contract
Purpose of contract	General
Contract start date	01/04/2006
Contract end date	

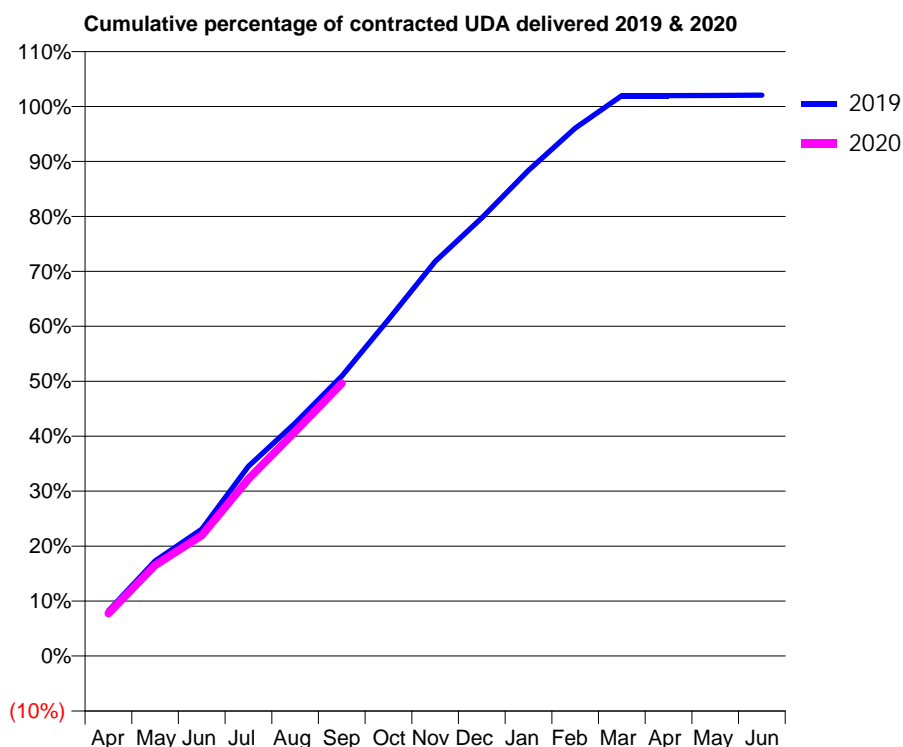
19/20 Contracted general activity (UDA)	32,638
Carry forward general activity (UDA)	-652
19/20 Contracted orthodontic activity (UOA)	0
Carry forward orthodontic activity (UOA)	0
Baseline contract value	£1,045,520.92

ACCESS*

Patients seen in 24 months	Total	Change since previous quarter
Quarter ending September 2018	10,239	
Quarter ending December 2018	10,481	↑
Quarter ending March 2019	10,351	↓
Quarter ending June 2019	10,443	→
Quarter ending September 2019	10,504	→
Variance since September 2018	2.6%	↑



ACTIVITY



Month	Adjusted Scheduled Activity (UDA)	
	2019	2020
April	2,689	2,541
May	5,652	5,401
June	7,535	7,164
July	11,264	10,525
August	13,833	13,334
September	16,622	16,195
October	19,983	
November	23,434	
December	26,022	
January	28,844	
February	31,356	
March	33,277	
April	33,282	
May	33,293	
June	33,309	

QUALITY

	Quantity	Base Number	Contract	AT	Region	England
% of FP17s for the same patient ID Re-attending within 3 months - Children	109	1,952	5.6%	11.1%	12.0%	11.5%
% of FP17s for the same patient ID Re-attending within 3 months - Adults	395	3,960	10.0%	16.6%	17.2%	15.4%
% of FP17s for the same patient ID Re-attending between 3 & 9 months - Children	903	1,952	46.3%	45.5%	49.4%	59.7%
% of FP17s for the same patient ID Re-attending between 3 & 9 months - Adults	1,571	3,960	39.7%	37.1%	39.2%	51.7%
% of FP17s for Band 1 Urgent Courses	278	5,886	4.7%	11.3%	11.0%	9.2%
% of FP17s Relating to Free Repair or Replacements	12	5,886	0.2%	0.5%	0.5%	0.7%
% of FP17s Relating to Continuations	12	5,886	0.2%	0.7%	0.7%	0.8%
% of Patients satisfied with the dentistry they have received	1	1	N/A	91.5%	90.9%	93.5%
% of Patients satisfied with the time they had to wait for an appointment	0	1	N/A	80.9%	83.7%	87.4%

* This is based on patients treated on this contract for their most recent course of treatment. Figures in italics indicate the base number of FP17s or Patient Questionnaire responses are less than 100. N/A is shown where the base number of responses is less than 10 during the period. % is calculated as Quantity/Base number*100

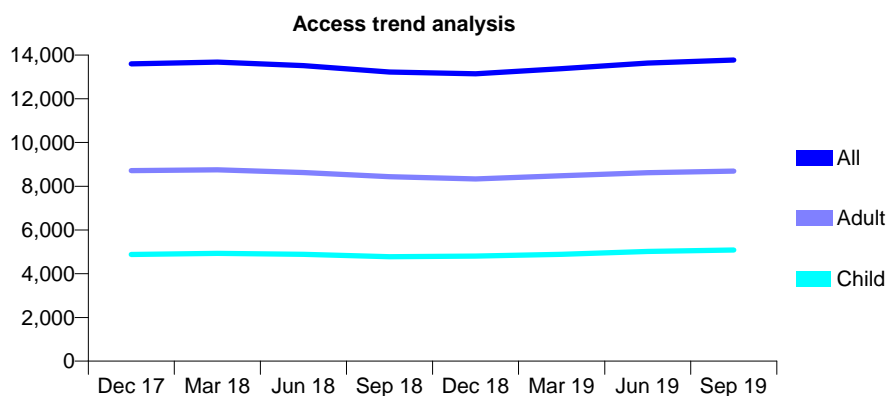
Q61 - Vital Signs At a Glance Contract Report for 825948/0002 - September 2019

Name or company name	MR JK KOTECHA
Contract type name	GDS Contract
Purpose of contract	General
Contract start date	01/04/2006
Contract end date	

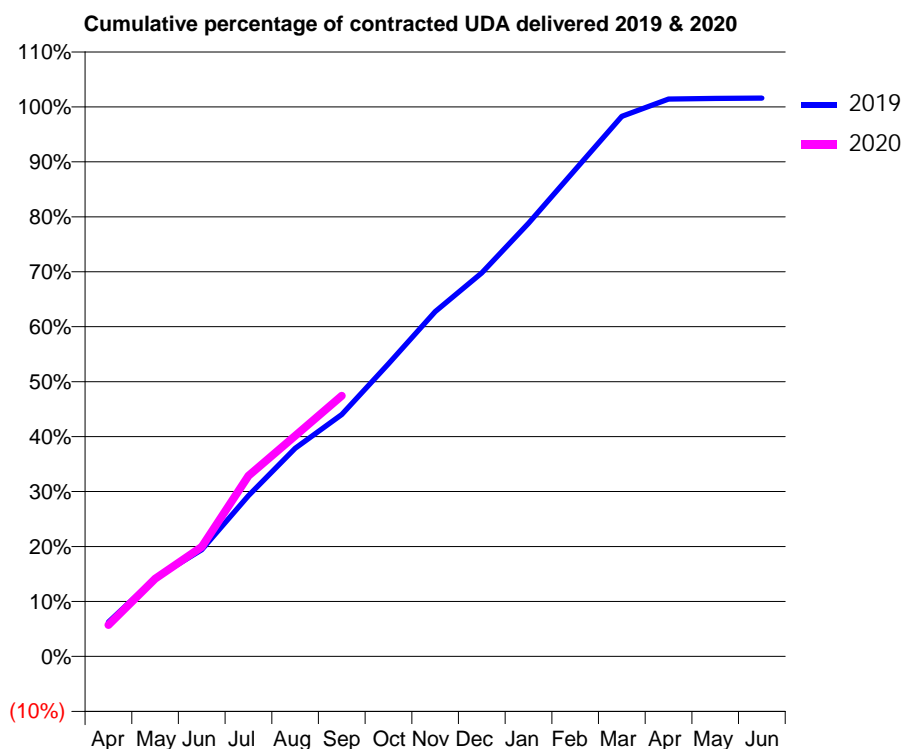
19/20 Contracted general activity (UDA)	36,854
Carry forward general activity (UDA)	-587
19/20 Contracted orthodontic activity (UOA)	0
Carry forward orthodontic activity (UOA)	0
Baseline contract value	£1,084,139.29

ACCESS*

Patients seen in 24 months	Total	Change since previous quarter
Quarter ending September 2018	13,222	
Quarter ending December 2018	13,143	→
Quarter ending March 2019	13,373	→
Quarter ending June 2019	13,632	→
Quarter ending September 2019	13,772	→
Variance since September 2018	4.2%	↑



ACTIVITY



Month	Adjusted Scheduled Activity (UDA)	
	2019	2020
April	2,303	2,118
May	5,249	5,213
June	7,160	7,351
July	10,784	12,116
August	13,953	14,793
September	16,229	17,477
October	19,624	
November	23,125	
December	25,713	
January	29,052	
February	32,641	
March	36,213	
April	37,383	
May	37,419	
June	37,442	

QUALITY

	Quantity	Base Number	Contract	AT	Region	England
% of FP17s for the same patient ID Re-attending within 3 months - Children	189	2,879	6.6%	11.1%	12.0%	11.5%
% of FP17s for the same patient ID Re-attending within 3 months - Adults	486	4,280	11.4%	16.6%	17.2%	15.4%
% of FP17s for the same patient ID Re-attending between 3 & 9 months - Children	1,198	2,879	41.6%	45.5%	49.4%	59.7%
% of FP17s for the same patient ID Re-attending between 3 & 9 months - Adults	1,515	4,280	35.4%	37.1%	39.2%	51.7%
% of FP17s for Band 1 Urgent Courses	454	6,676	6.8%	11.3%	11.0%	9.2%
% of FP17s Relating to Free Repair or Replacements	19	6,676	0.3%	0.5%	0.5%	0.7%
% of FP17s Relating to Continuations	28	6,676	0.4%	0.7%	0.7%	0.8%
% of Patients satisfied with the dentistry they have received	1	1	N/A	91.5%	90.9%	93.5%
% of Patients satisfied with the time they had to wait for an appointment	0	1	N/A	80.9%	83.7%	87.4%

* This is based on patients treated on this contract for their most recent course of treatment. Figures in italics indicate the base number of FP17s or Patient Questionnaire responses are less than 100. N/A is shown where the base number of responses is less than 10 during the period. % is calculated as Quantity/Base number*100

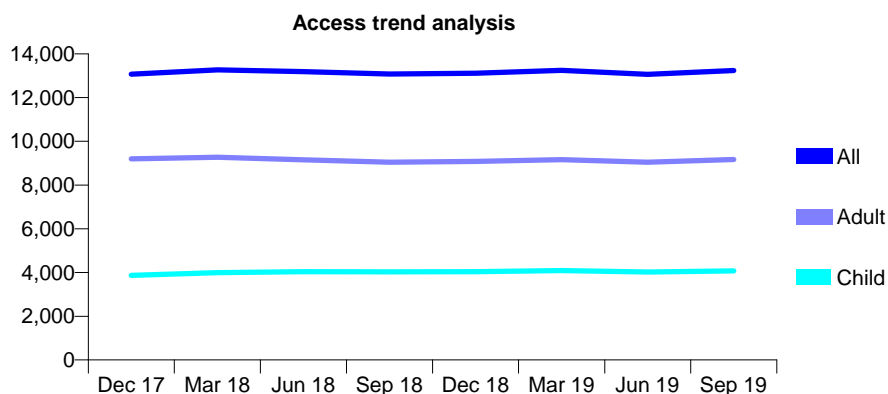
Q61 - Vital Signs At a Glance Contract Report for 825948/0003 - September 2019

Name or company name	MR JK KOTECHA
Contract type name	GDS Contract
Purpose of contract	General
Contract start date	01/04/2006
Contract end date	

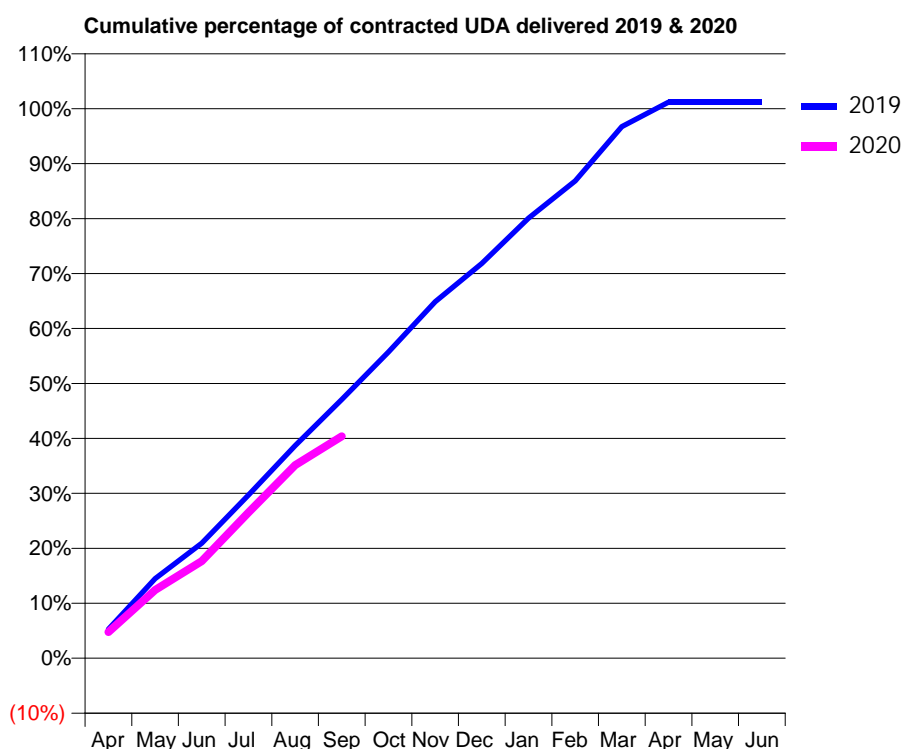
19/20 Contracted general activity (UDA)	37,108
Carry forward general activity (UDA)	-436
19/20 Contracted orthodontic activity (UOA)	0
Carry forward orthodontic activity (UOA)	0
Baseline contract value	£1,177,316.88

ACCESS*

Patients seen in 24 months	Total	Change since previous quarter
Quarter ending September 2018	13,074	
Quarter ending December 2018	13,114	→
Quarter ending March 2019	13,248	→
Quarter ending June 2019	13,065	↓
Quarter ending September 2019	13,242	→
Variance since September 2018	1.3%	→



ACTIVITY



Month	2019	2020
April	1,959	1,773
May	5,377	4,618
June	7,768	6,554
July	11,018	9,838
August	14,359	13,040
September	17,462	14,993
October	20,680	
November	24,078	
December	26,648	
January	29,710	
February	32,237	
March	35,896	
April	37,546	
May	37,545	
June	37,545	

QUALITY

	Quantity	Base Number	Contract	AT	Region	England
% of FP17s for the same patient ID Re-attending within 3 months - Children	127	2,191	5.8%	11.1%	12.0%	11.5%
% of FP17s for the same patient ID Re-attending within 3 months - Adults	472	4,133	11.4%	16.6%	17.2%	15.4%
% of FP17s for the same patient ID Re-attending between 3 & 9 months - Children	1,057	2,191	48.2%	45.5%	49.4%	59.7%
% of FP17s for the same patient ID Re-attending between 3 & 9 months - Adults	1,441	4,133	34.9%	37.1%	39.2%	51.7%
% of FP17s for Band 1 Urgent Courses	469	5,839	8.0%	11.3%	11.0%	9.2%
% of FP17s Relating to Free Repair or Replacements	35	5,839	0.6%	0.5%	0.5%	0.7%
% of FP17s Relating to Continuations	33	5,839	0.6%	0.7%	0.7%	0.8%
% of Patients satisfied with the dentistry they have received	1	1	N/A	91.5%	90.9%	93.5%
% of Patients satisfied with the time they had to wait for an appointment	0	1	N/A	80.9%	83.7%	87.4%

* This is based on patients treated on this contract for their most recent course of treatment. Figures in italics indicate the base number of FP17s or Patient Questionnaire responses are less than 100. N/A is shown where the base number of responses is less than 10 during the period. % is calculated as Quantity/Base number*100

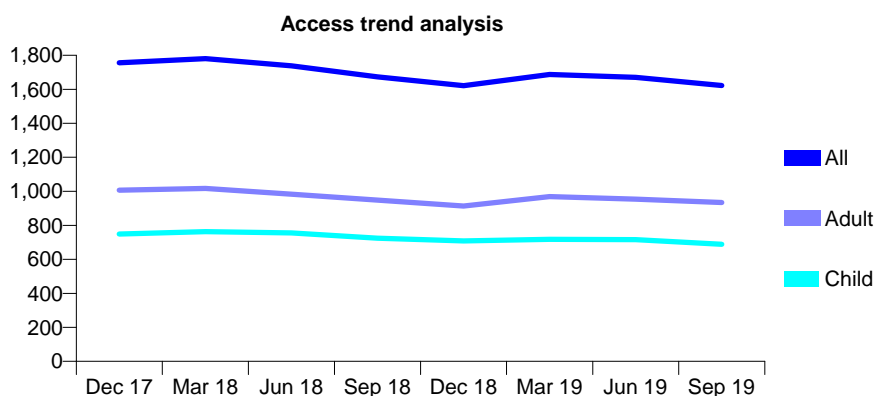
Q61 - Vital Signs At a Glance Contract Report for 828211/0001 - September 2019

Name or company name	MR J PRASHAR
Contract type name	GDS Contract
Purpose of contract	General
Contract start date	01/04/2006
Contract end date	

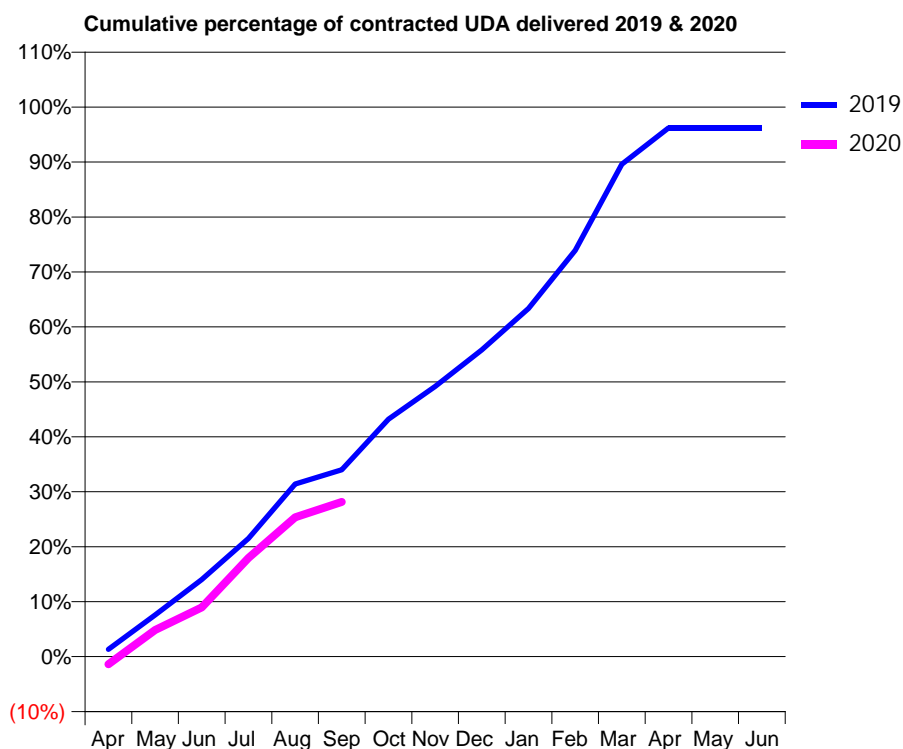
19/20 Contracted general activity (UDA)	3,968
Carry forward general activity (UDA)	151
19/20 Contracted orthodontic activity (UOA)	0
Carry forward orthodontic activity (UOA)	0
Baseline contract value	£111,022.96

ACCESS*

Patients seen in 24 months	Total	Change since previous quarter
Quarter ending September 2018	1,673	
Quarter ending December 2018	1,621	↓
Quarter ending March 2019	1,687	↑
Quarter ending June 2019	1,670	↓
Quarter ending September 2019	1,622	↓
Variance since September 2018	(3.0%)	↓



ACTIVITY



Month	Adjusted Scheduled Activity (UDA)	
	2019	2020
April	53	-55
May	301	193
June	557	356
July	854	713
August	1,246	1,006
September	1,350	1,116
October	1,714	
November	1,952	
December	2,214	
January	2,514	
February	2,933	
March	3,555	
April	3,817	
May	3,817	
June	3,817	

QUALITY

	Quantity	Base Number	Contract	AT	Region	England
% of FP17s for the same patient ID Re-attending within 3 months - Children	24	397	6.0%	11.1%	12.0%	11.5%
% of FP17s for the same patient ID Re-attending within 3 months - Adults	40	380	10.5%	16.6%	17.2%	15.4%
% of FP17s for the same patient ID Re-attending between 3 & 9 months - Children	256	397	64.5%	45.5%	49.4%	59.7%
% of FP17s for the same patient ID Re-attending between 3 & 9 months - Adults	172	380	45.3%	37.1%	39.2%	51.7%
% of FP17s for Band 1 Urgent Courses	47	697	6.7%	11.3%	11.0%	9.2%
% of FP17s Relating to Free Repair or Replacements	1	697	0.1%	0.5%	0.5%	0.7%
% of FP17s Relating to Continuations	1	697	0.1%	0.7%	0.7%	0.8%
% of Patients satisfied with the dentistry they have received	0	0	N/A	91.5%	90.9%	93.5%
% of Patients satisfied with the time they had to wait for an appointment	0	0	N/A	80.9%	83.7%	87.4%

* This is based on patients treated on this contract for their most recent course of treatment. Figures in italics indicate the base number of FP17s or Patient Questionnaire responses are less than 100. N/A is shown where the base number of responses is less than 10 during the period. % is calculated as Quantity/Base number*100

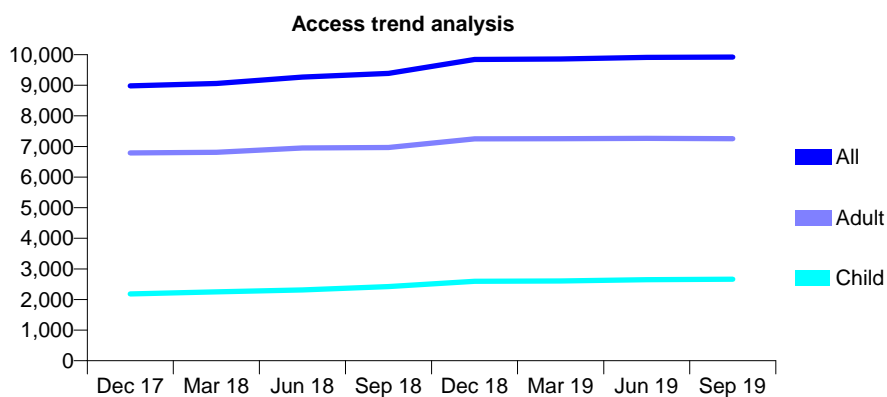
Q61 - Vital Signs At a Glance Contract Report for 828262/0001 - September 2019

Name or company name	MRS GT WARD
Contract type name	GDS Contract
Purpose of contract	General
Contract start date	01/04/2006
Contract end date	

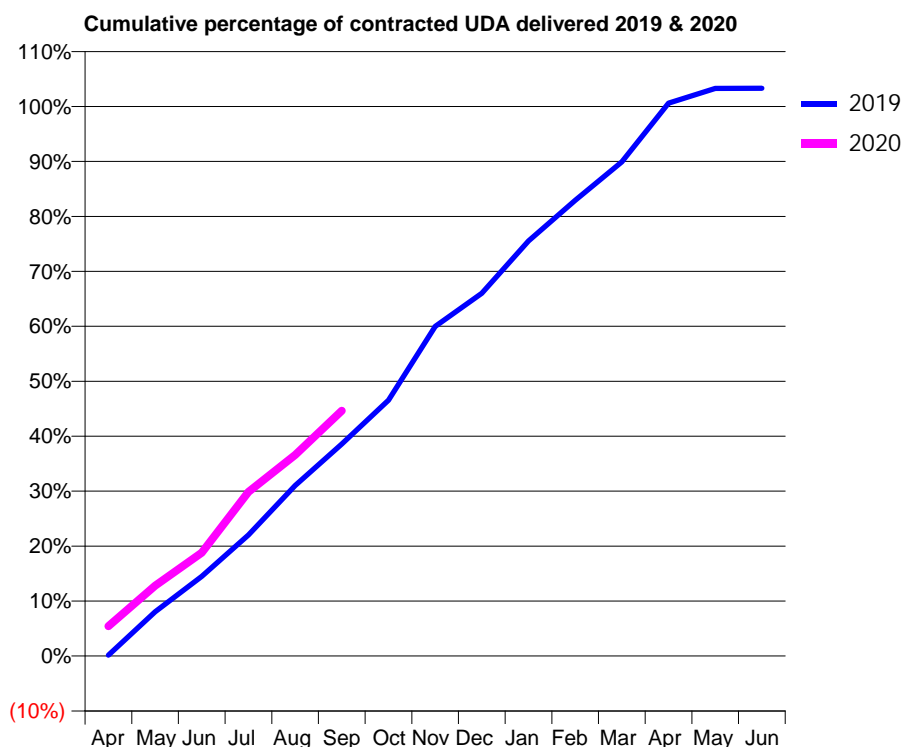
19/20 Contracted general activity (UDA)	17,513
Carry forward general activity (UDA)	-350
19/20 Contracted orthodontic activity (UOA)	0
Carry forward orthodontic activity (UOA)	0
Baseline contract value	£471,194.12

ACCESS*

Patients seen in 24 months	Total	Change since previous quarter
Quarter ending September 2018	9,388	
Quarter ending December 2018	9,844	↑
Quarter ending March 2019	9,860	→
Quarter ending June 2019	9,911	→
Quarter ending September 2019	9,920	→
Variance since September 2018	5.7%	↑



ACTIVITY



Month	Adjusted Scheduled Activity (UDA)	
	2019	2020
April	29	953
May	1,415	2,241
June	2,538	3,291
July	3,855	5,228
August	5,432	6,409
September	6,755	7,818
October	8,153	
November	10,504	
December	11,564	
January	13,228	
February	14,525	
March	15,746	
April	17,618	
May	18,085	
June	18,096	

QUALITY

	Quantity	Base Number	Contract	AT	Region	England
% of FP17s for the same patient ID Re-attending within 3 months - Children	108	1,549	7.0%	11.1%	12.0%	11.5%
% of FP17s for the same patient ID Re-attending within 3 months - Adults	549	3,542	15.5%	16.6%	17.2%	15.4%
% of FP17s for the same patient ID Re-attending between 3 & 9 months - Children	583	1,549	37.6%	45.5%	49.4%	59.7%
% of FP17s for the same patient ID Re-attending between 3 & 9 months - Adults	797	3,542	22.5%	37.1%	39.2%	51.7%
% of FP17s for Band 1 Urgent Courses	622	4,168	14.9%	11.3%	11.0%	9.2%
% of FP17s Relating to Free Repair or Replacements	59	4,168	1.4%	0.5%	0.5%	0.7%
% of FP17s Relating to Continuations	6	4,168	0.1%	0.7%	0.7%	0.8%
% of Patients satisfied with the dentistry they have received	1	2	N/A	91.5%	90.9%	93.5%
% of Patients satisfied with the time they had to wait for an appointment	1	2	N/A	80.9%	83.7%	87.4%

* This is based on patients treated on this contract for their most recent course of treatment. Figures in italics indicate the base number of FP17s or Patient Questionnaire responses are less than 100. N/A is shown where the base number of responses is less than 10 during the period. % is calculated as Quantity/Base number*100

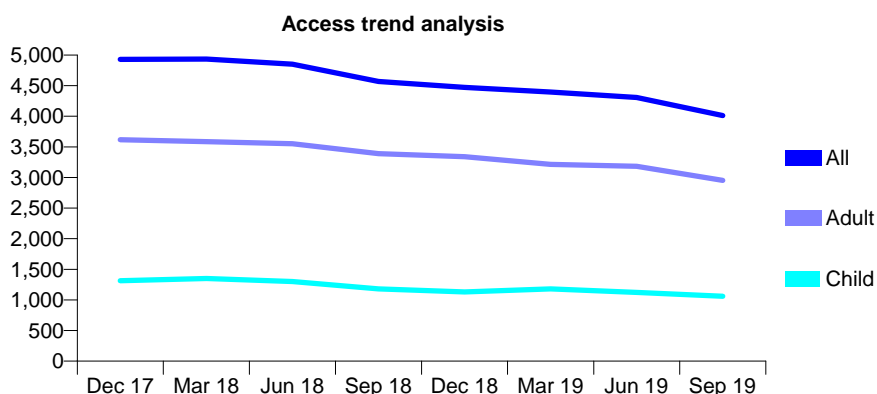
Q61 - Vital Signs At a Glance Contract Report for 828262/0002 - September 2019

Name or company name	MRS GT WARD
Contract type name	GDS Contract
Purpose of contract	General
Contract start date	20/12/2011
Contract end date	

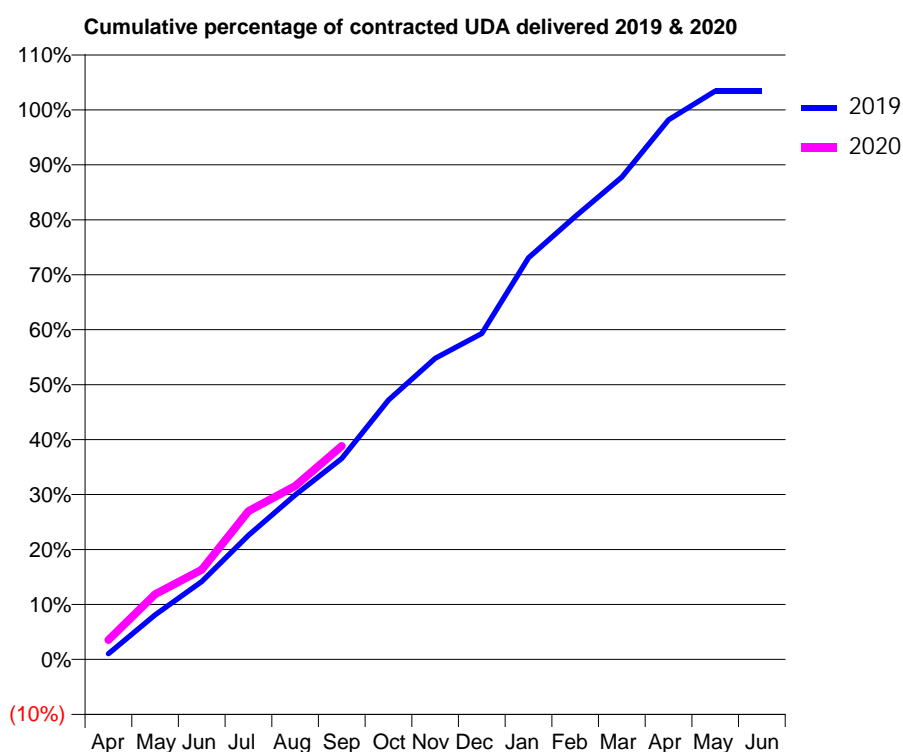
19/20 Contracted general activity (UDA)	10,554
Carry forward general activity (UDA)	-211
19/20 Contracted orthodontic activity (UOA)	0
Carry forward orthodontic activity (UOA)	0
Baseline contract value	£294,373.15

ACCESS*

Patients seen in 24 months	Total	Change since previous quarter
Quarter ending September 2018	4,568	
Quarter ending December 2018	4,472	↓
Quarter ending March 2019	4,395	↓
Quarter ending June 2019	4,308	↓
Quarter ending September 2019	4,012	↓
Variance since September 2018	(12.2%)	↓



ACTIVITY



Month	Adjusted Scheduled Activity (UDA)	
	2019	2020
April	109	374
May	857	1,254
June	1,496	1,722
July	2,383	2,850
August	3,160	3,331
September	3,859	4,098
October	4,979	
November	5,781	
December	6,258	
January	7,712	
February	8,508	
March	9,263	
April	10,362	
May	10,915	
June	10,918	

QUALITY

	Quantity	Base Number	Contract	AT	Region	England
% of FP17s for the same patient ID Re-attending within 3 months - Children	42	574	7.3%	11.1%	12.0%	11.5%
% of FP17s for the same patient ID Re-attending within 3 months - Adults	207	1,437	14.4%	16.6%	17.2%	15.4%
% of FP17s for the same patient ID Re-attending between 3 & 9 months - Children	175	574	30.5%	45.5%	49.4%	59.7%
% of FP17s for the same patient ID Re-attending between 3 & 9 months - Adults	321	1,437	22.3%	37.1%	39.2%	51.7%
% of FP17s for Band 1 Urgent Courses	300	1,738	17.3%	11.3%	11.0%	9.2%
% of FP17s Relating to Free Repair or Replacements	34	1,738	2.0%	0.5%	0.5%	0.7%
% of FP17s Relating to Continuations	1	1,738	0.1%	0.7%	0.7%	0.8%
% of Patients satisfied with the dentistry they have received	2	2	N/A	91.5%	90.9%	93.5%
% of Patients satisfied with the time they had to wait for an appointment	2	2	N/A	80.9%	83.7%	87.4%

* This is based on patients treated on this contract for their most recent course of treatment. Figures in italics indicate the base number of FP17s or Patient Questionnaire responses are less than 100. N/A is shown where the base number of responses is less than 10 during the period. % is calculated as Quantity/Base number*100

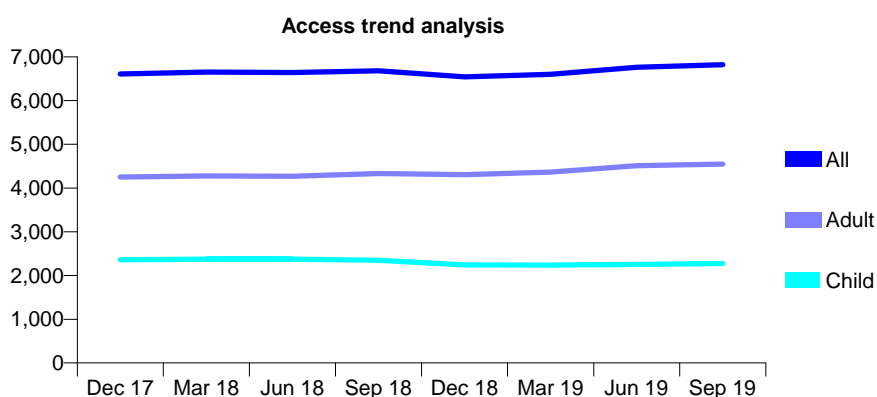
Q61 - Vital Signs At a Glance Contract Report for 829285/0001 - September 2019

Name or company name	MRS CO ADELOYE
Contract type name	Pilot Contract
Purpose of contract	General
Contract start date	01/04/2006
Contract end date	

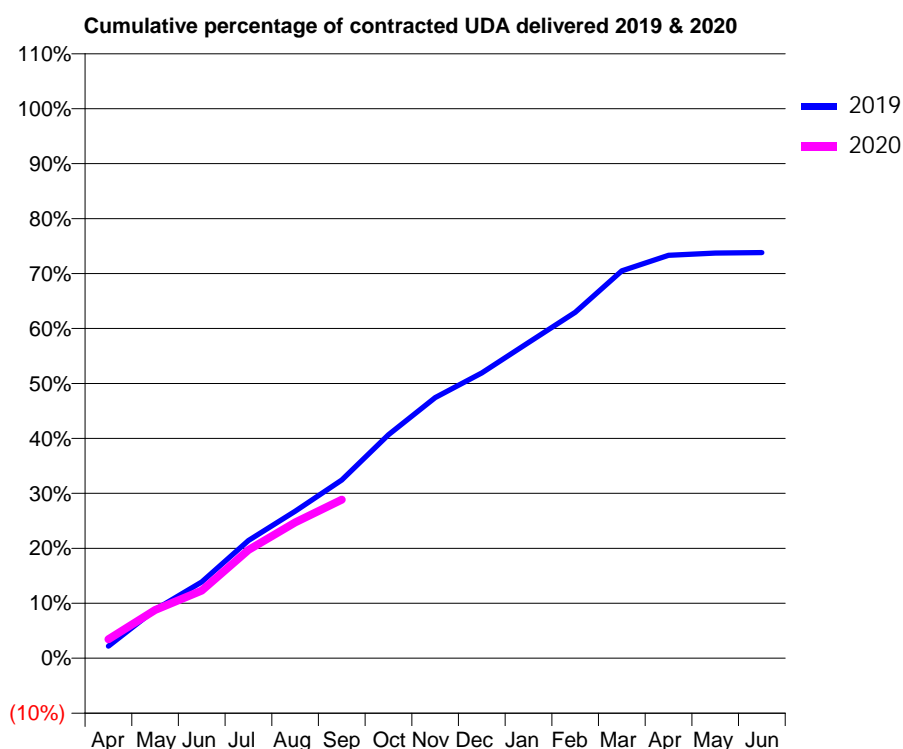
19/20 Contracted general activity (UDA)	22,618
Carry forward general activity (UDA)	0
19/20 Contracted orthodontic activity (UOA)	0
Carry forward orthodontic activity (UOA)	0
Baseline contract value	£578,785.81

ACCESS*

Patients seen in 24 months	Total	Change since previous quarter
Quarter ending September 2018	6,681	
Quarter ending December 2018	6,543	↓
Quarter ending March 2019	6,603	→
Quarter ending June 2019	6,765	↑
Quarter ending September 2019	6,822	→
Variance since September 2018	2.1%	↑



ACTIVITY



Month	2019	2020
April	498	784
May	1,999	1,991
June	3,139	2,787
July	4,841	4,455
August	6,052	5,588
September	7,333	6,521
October	9,195	
November	10,730	
December	11,743	
January	12,994	
February	14,237	
March	15,945	
April	16,582	
May	16,678	
June	16,696	

QUALITY

	Quantity	Base Number	Contract	AT	Region	England
% of FP17s for the same patient ID Re-attending within 3 months - Children	70	1,193	5.9%	11.1%	12.0%	11.5%
% of FP17s for the same patient ID Re-attending within 3 months - Adults	205	1,957	10.5%	16.6%	17.2%	15.4%
% of FP17s for the same patient ID Re-attending between 3 & 9 months - Children	313	1,193	26.2%	45.5%	49.4%	59.7%
% of FP17s for the same patient ID Re-attending between 3 & 9 months - Adults	449	1,957	22.9%	37.1%	39.2%	51.7%
% of FP17s for Band 1 Urgent Courses	187	2,851	6.6%	11.3%	11.0%	9.2%
% of FP17s Relating to Free Repair or Replacements	12	2,851	0.4%	0.5%	0.5%	0.7%
% of FP17s Relating to Continuations	2	2,851	0.1%	0.7%	0.7%	0.8%
% of Patients satisfied with the dentistry they have received	1	1	N/A	91.5%	90.9%	93.5%
% of Patients satisfied with the time they had to wait for an appointment	1	1	N/A	80.9%	83.7%	87.4%

* This is based on patients treated on this contract for their most recent course of treatment. Figures in italics indicate the base number of FP17s or Patient Questionnaire responses are less than 100. N/A is shown where the base number of responses is less than 10 during the period. % is calculated as Quantity/Base number*100

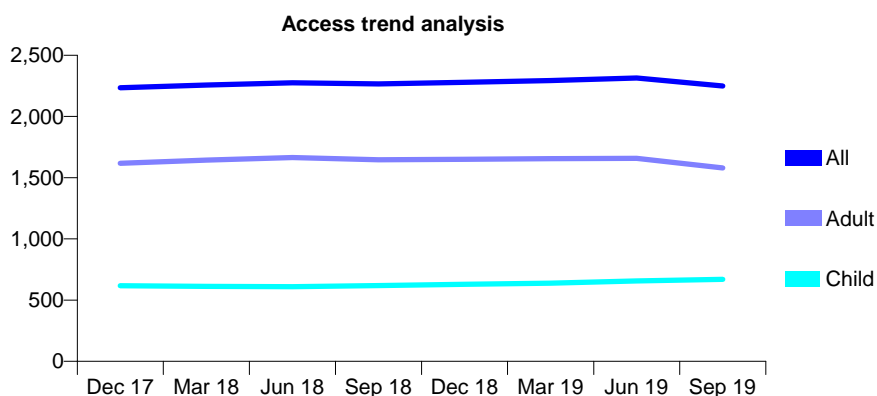
Q61 - Vital Signs At a Glance Contract Report for 831522/0001 - September 2019

Name or company name	MISS G HAKHAMANESHI
Contract type name	GDS Contract
Purpose of contract	General
Contract start date	01/04/2006
Contract end date	

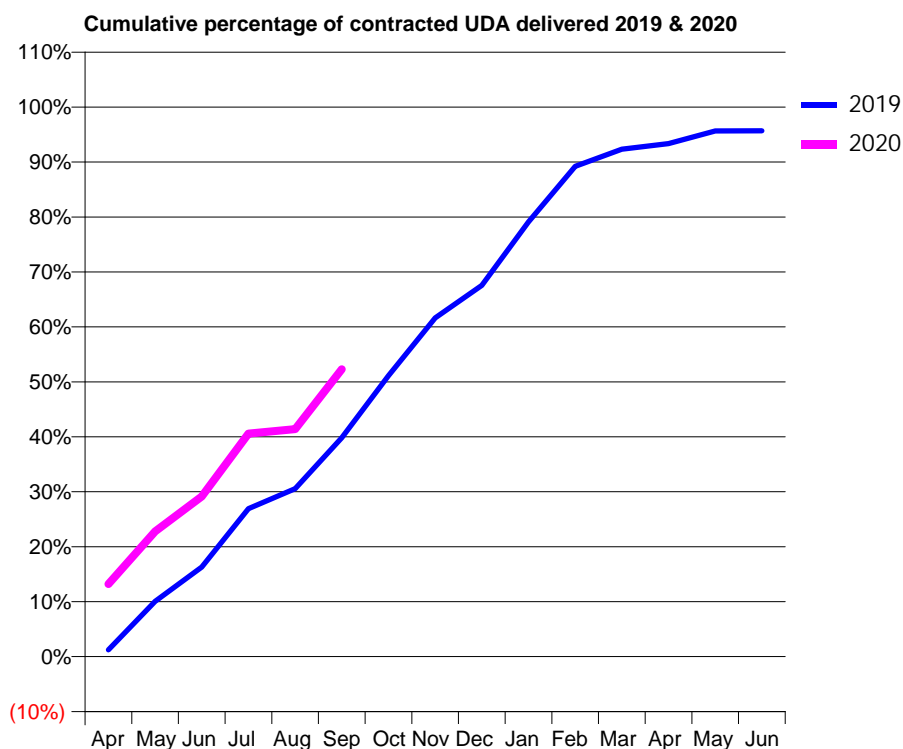
19/20 Contracted general activity (UDA)	7,126
Carry forward general activity (UDA)	0
19/20 Contracted orthodontic activity (UOA)	0
Carry forward orthodontic activity (UOA)	0
Baseline contract value	£256,275.64

ACCESS*

Patients seen in 24 months	Total	Change since previous quarter
Quarter ending September 2018	2,266	
Quarter ending December 2018	2,279	→
Quarter ending March 2019	2,294	→
Quarter ending June 2019	2,314	→
Quarter ending September 2019	2,249	↓
Variance since September 2018	(0.8%)	→



ACTIVITY



Month	Adjusted Scheduled Activity (UDA)	
	2019	2020
April	90	942
May	717	1,624
June	1,161	2,075
July	1,919	2,892
August	2,179	2,951
September	2,839	3,726
October	3,643	
November	4,394	
December	4,813	
January	5,638	
February	6,357	
March	6,578	
April	6,652	
May	6,816	
June	6,817	

QUALITY

	Quantity	Base Number	Contract	AT	Region	England
% of FP17s for the same patient ID Re-attending within 3 months - Children	53	546	9.7%	11.1%	12.0%	11.5%
% of FP17s for the same patient ID Re-attending within 3 months - Adults	245	1,120	21.9%	16.6%	17.2%	15.4%
% of FP17s for the same patient ID Re-attending between 3 & 9 months - Children	302	546	55.3%	45.5%	49.4%	59.7%
% of FP17s for the same patient ID Re-attending between 3 & 9 months - Adults	520	1,120	46.4%	37.1%	39.2%	51.7%
% of FP17s for Band 1 Urgent Courses	152	1,571	9.7%	11.3%	11.0%	9.2%
% of FP17s Relating to Free Repair or Replacements	3	1,571	0.2%	0.5%	0.5%	0.7%
% of FP17s Relating to Continuations	25	1,571	1.6%	0.7%	0.7%	0.8%
% of Patients satisfied with the dentistry they have received	1	1	N/A	91.5%	90.9%	93.5%
% of Patients satisfied with the time they had to wait for an appointment	1	1	N/A	80.9%	83.7%	87.4%

* This is based on patients treated on this contract for their most recent course of treatment. Figures in italics indicate the base number of FP17s or Patient Questionnaire responses are less than 100. N/A is shown where the base number of responses is less than 10 during the period. % is calculated as Quantity/Base number*100

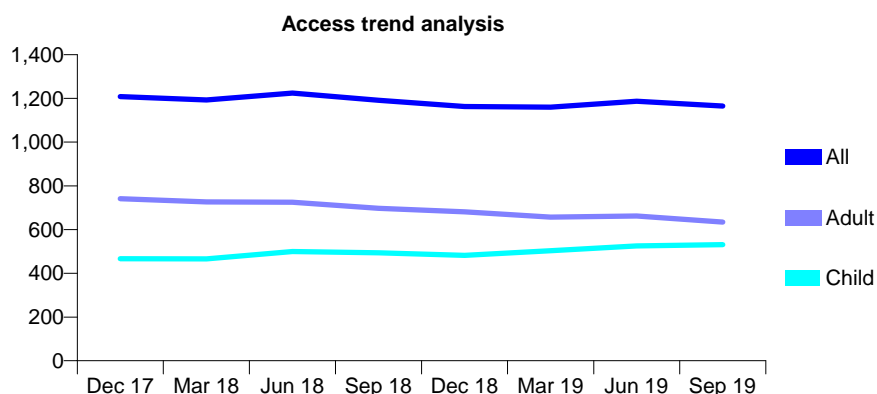
Q61 - Vital Signs At a Glance Contract Report for 839167/0001 - September 2019

Name or company name	Promenade Dental Practice
Contract type name	GDS Contract
Purpose of contract	General
Contract start date	01/04/2006
Contract end date	

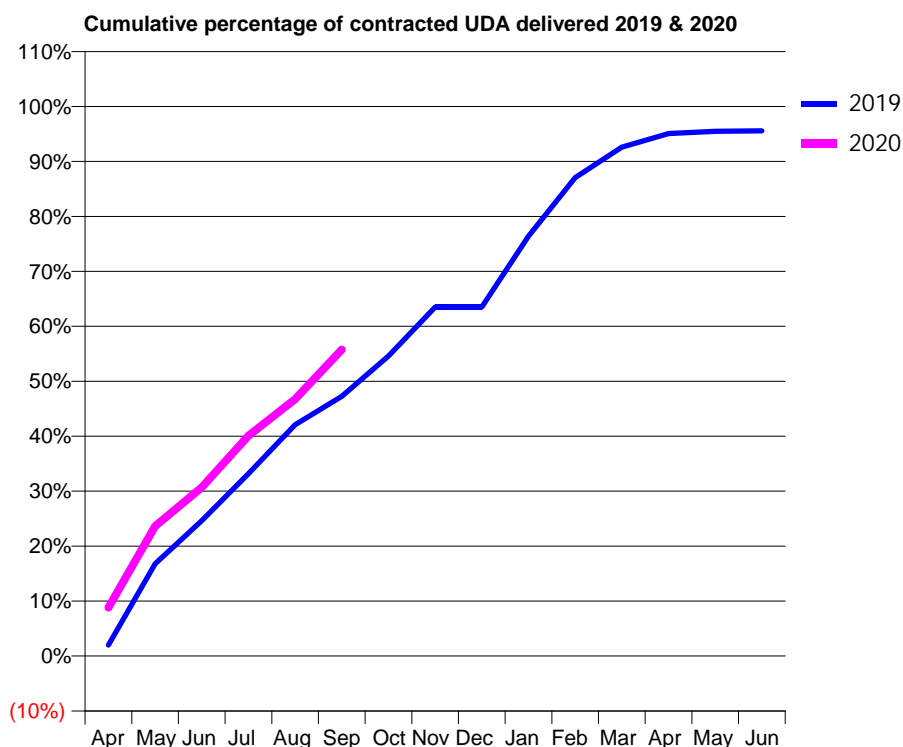
19/20 Contracted general activity (UDA)	1,992
Carry forward general activity (UDA)	0
19/20 Contracted orthodontic activity (UOA)	0
Carry forward orthodontic activity (UOA)	0
Baseline contract value	£63,894.39

ACCESS*

Patients seen in 24 months	Total	Change since previous quarter
Quarter ending September 2018	1,191	
Quarter ending December 2018	1,163	↓
Quarter ending March 2019	1,160	→
Quarter ending June 2019	1,187	↑
Quarter ending September 2019	1,165	↓
Variance since September 2018	(2.2%)	↓



ACTIVITY



Month	Adjusted Scheduled Activity (UDA)	
	2019	2020
April	40	176
May	335	471
June	491	611
July	661	799
August	839	931
September	942	1,111
October	1,088	
November	1,265	
December	1,265	
January	1,522	
February	1,734	
March	1,844	
April	1,894	
May	1,902	
June	1,904	

QUALITY

	Quantity	Base Number	Contract	AT	Region	England
% of FP17s for the same patient ID Re-attending within 3 months - Children	30	350	8.6%	11.1%	12.0%	11.5%
% of FP17s for the same patient ID Re-attending within 3 months - Adults	24	342	7.0%	16.6%	17.2%	15.4%
% of FP17s for the same patient ID Re-attending between 3 & 9 months - Children	124	350	35.4%	45.5%	49.4%	59.7%
% of FP17s for the same patient ID Re-attending between 3 & 9 months - Adults	132	342	38.6%	37.1%	39.2%	51.7%
% of FP17s for Band 1 Urgent Courses	43	631	6.8%	11.3%	11.0%	9.2%
% of FP17s Relating to Free Repair or Replacements	0	631	0.0%	0.5%	0.5%	0.7%
% of FP17s Relating to Continuations	1	631	0.2%	0.7%	0.7%	0.8%
% of Patients satisfied with the dentistry they have received	0	0	N/A	91.5%	90.9%	93.5%
% of Patients satisfied with the time they had to wait for an appointment	0	0	N/A	80.9%	83.7%	87.4%

* This is based on patients treated on this contract for their most recent course of treatment. Figures in italics indicate the base number of FP17s or Patient Questionnaire responses are less than 100. N/A is shown where the base number of responses is less than 10 during the period. % is calculated as Quantity/Base number*100

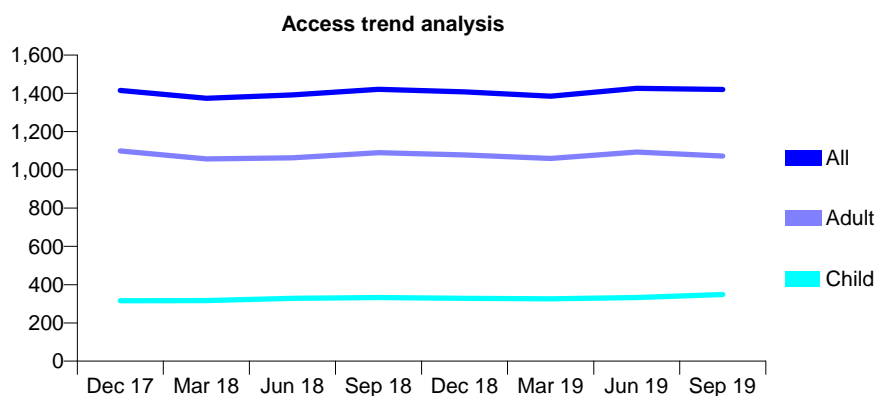
Q61 - Vital Signs At a Glance Contract Report for 839779/0001 - September 2019

Name or company name	MR M SIMYAB
Contract type name	GDS Contract
Purpose of contract	General
Contract start date	01/04/2006
Contract end date	

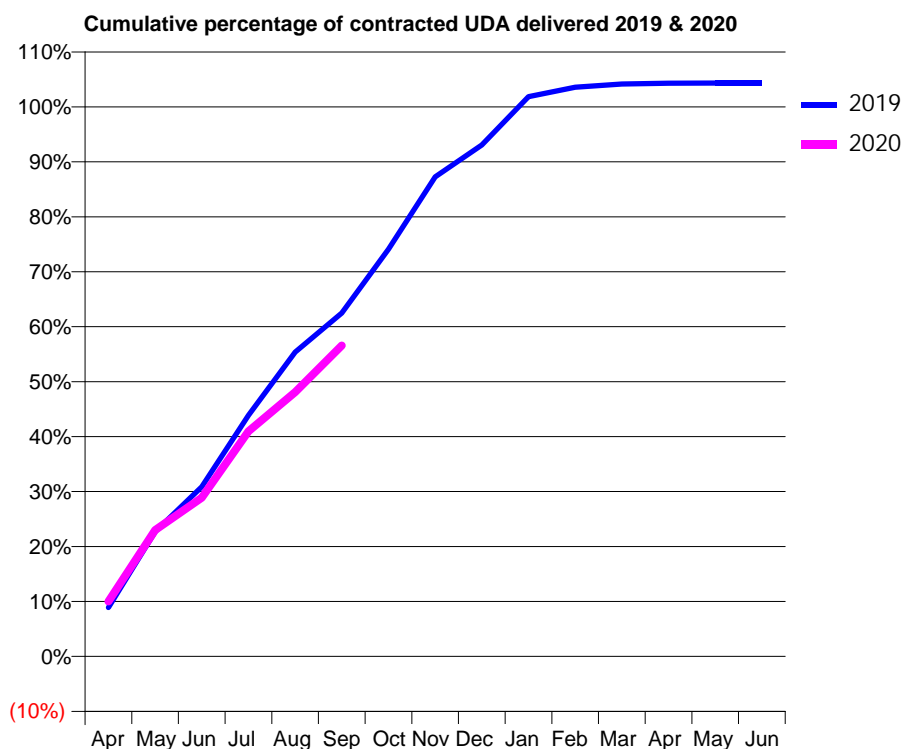
19/20 Contracted general activity (UDA)	3,780
Carry forward general activity (UDA)	-75
19/20 Contracted orthodontic activity (UOA)	0
Carry forward orthodontic activity (UOA)	0
Baseline contract value	£141,088.33

ACCESS*

Patients seen in 24 months	Total	Change since previous quarter
Quarter ending September 2018	1,421	
Quarter ending December 2018	1,407	→
Quarter ending March 2019	1,385	↓
Quarter ending June 2019	1,426	↑
Quarter ending September 2019	1,420	→
Variance since September 2018	(0.1%)	→



ACTIVITY



Adjusted Scheduled Activity (UDA)		
Month	2019	2020
April	336	379
May	858	869
June	1,166	1,091
July	1,658	1,549
August	2,093	1,817
September	2,362	2,139
October	2,801	
November	3,298	
December	3,517	
January	3,850	
February	3,914	
March	3,937	
April	3,943	
May	3,944	
June	3,944	

QUALITY

	Quantity	Base Number	Contract	AT	Region	England
% of FP17s for the same patient ID Re-attending within 3 months - Children	14	224	6.3%	11.1%	12.0%	11.5%
% of FP17s for the same patient ID Re-attending within 3 months - Adults	100	656	15.2%	16.6%	17.2%	15.4%
% of FP17s for the same patient ID Re-attending between 3 & 9 months - Children	52	224	23.2%	45.5%	49.4%	59.7%
% of FP17s for the same patient ID Re-attending between 3 & 9 months - Adults	210	656	32.0%	37.1%	39.2%	51.7%
% of FP17s for Band 1 Urgent Courses	108	865	12.5%	11.3%	11.0%	9.2%
% of FP17s Relating to Free Repair or Replacements	0	865	0.0%	0.5%	0.5%	0.7%
% of FP17s Relating to Continuations	14	865	1.6%	0.7%	0.7%	0.8%
% of Patients satisfied with the dentistry they have received	0	0	N/A	91.5%	90.9%	93.5%
% of Patients satisfied with the time they had to wait for an appointment	0	0	N/A	80.9%	83.7%	87.4%

* This is based on patients treated on this contract for their most recent course of treatment. Figures in italics indicate the base number of FP17s or Patient Questionnaire responses are less than 100. N/A is shown where the base number of responses is less than 10 during the period. % is calculated as Quantity/Base number*100

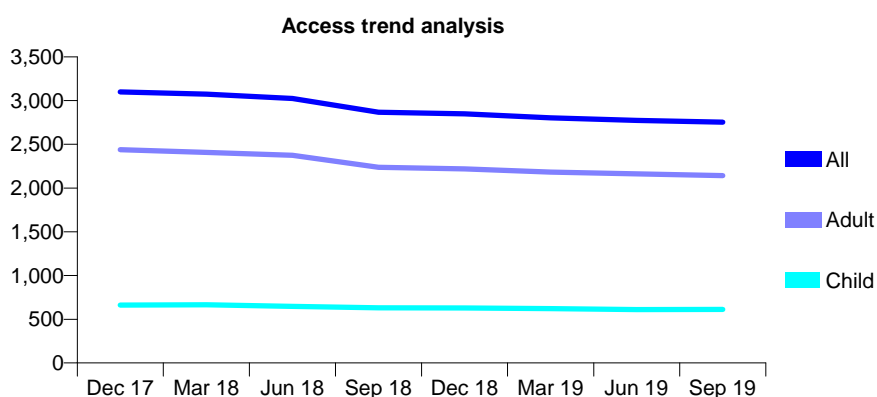
Q61 - Vital Signs At a Glance Contract Report for 841242/0001 - September 2019

Name or company name	MRS O SULAIMAN
Contract type name	GDS Contract
Purpose of contract	General
Contract start date	01/04/2006
Contract end date	

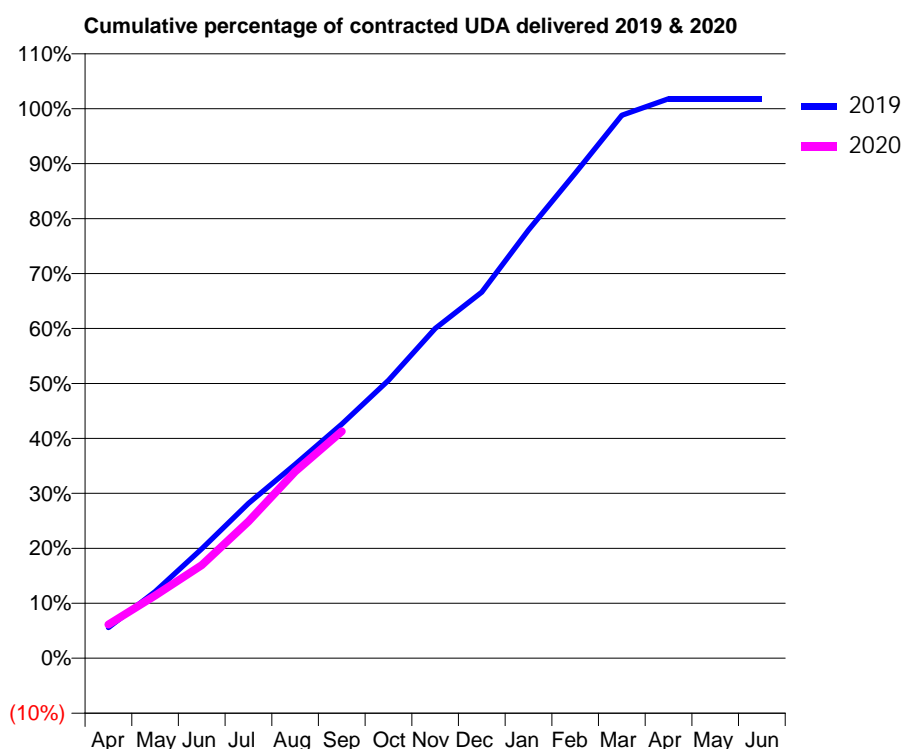
19/20 Contracted general activity (UDA)	6,663
Carry forward general activity (UDA)	-119
19/20 Contracted orthodontic activity (UOA)	0
Carry forward orthodontic activity (UOA)	0
Baseline contract value	£191,709.08

ACCESS*

Patients seen in 24 months	Total	Change since previous quarter
Quarter ending September 2018	2,866	
Quarter ending December 2018	2,848	→
Quarter ending March 2019	2,803	↓
Quarter ending June 2019	2,773	↓
Quarter ending September 2019	2,754	→
Variance since September 2018	(3.9%)	↓



ACTIVITY



Month	2019	2020
April	372	409
May	809	761
June	1,326	1,128
July	1,878	1,657
August	2,352	2,263
September	2,838	2,751
October	3,369	
November	3,997	
December	4,439	
January	5,192	
February	5,881	
March	6,584	
April	6,782	
May	6,783	
June	6,783	

QUALITY

	Quantity	Base Number	Contract	AT	Region	England
% of FP17s for the same patient ID Re-attending within 3 months - Children	54	430	12.6%	11.1%	12.0%	11.5%
% of FP17s for the same patient ID Re-attending within 3 months - Adults	123	997	12.3%	16.6%	17.2%	15.4%
% of FP17s for the same patient ID Re-attending between 3 & 9 months - Children	206	430	47.9%	45.5%	49.4%	59.7%
% of FP17s for the same patient ID Re-attending between 3 & 9 months - Adults	350	997	35.1%	37.1%	39.2%	51.7%
% of FP17s for Band 1 Urgent Courses	130	1,348	9.6%	11.3%	11.0%	9.2%
% of FP17s Relating to Free Repair or Replacements	0	1,348	0.0%	0.5%	0.5%	0.7%
% of FP17s Relating to Continuations	1	1,348	0.1%	0.7%	0.7%	0.8%
% of Patients satisfied with the dentistry they have received	0	0	N/A	91.5%	90.9%	93.5%
% of Patients satisfied with the time they had to wait for an appointment	0	0	N/A	80.9%	83.7%	87.4%

* This is based on patients treated on this contract for their most recent course of treatment. Figures in italics indicate the base number of FP17s or Patient Questionnaire responses are less than 100. N/A is shown where the base number of responses is less than 10 during the period. % is calculated as Quantity/Base number*100

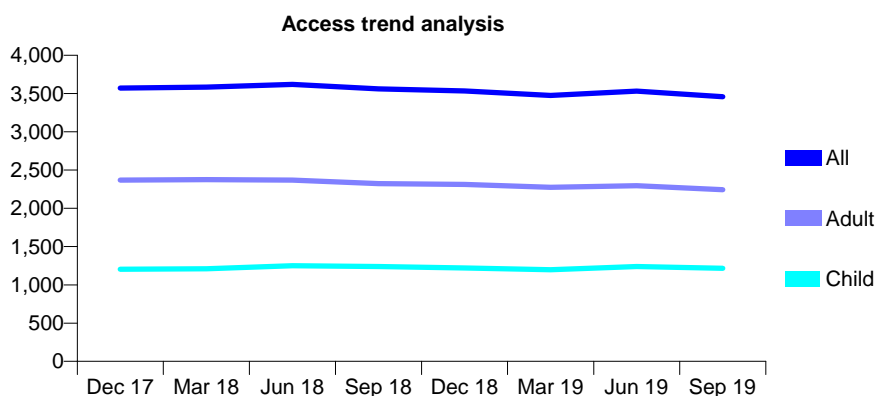
Q61 - Vital Signs At a Glance Contract Report for 841390/0001 - September 2019

Name or company name	MR AG PATEL
Contract type name	GDS Contract
Purpose of contract	General
Contract start date	01/04/2006
Contract end date	

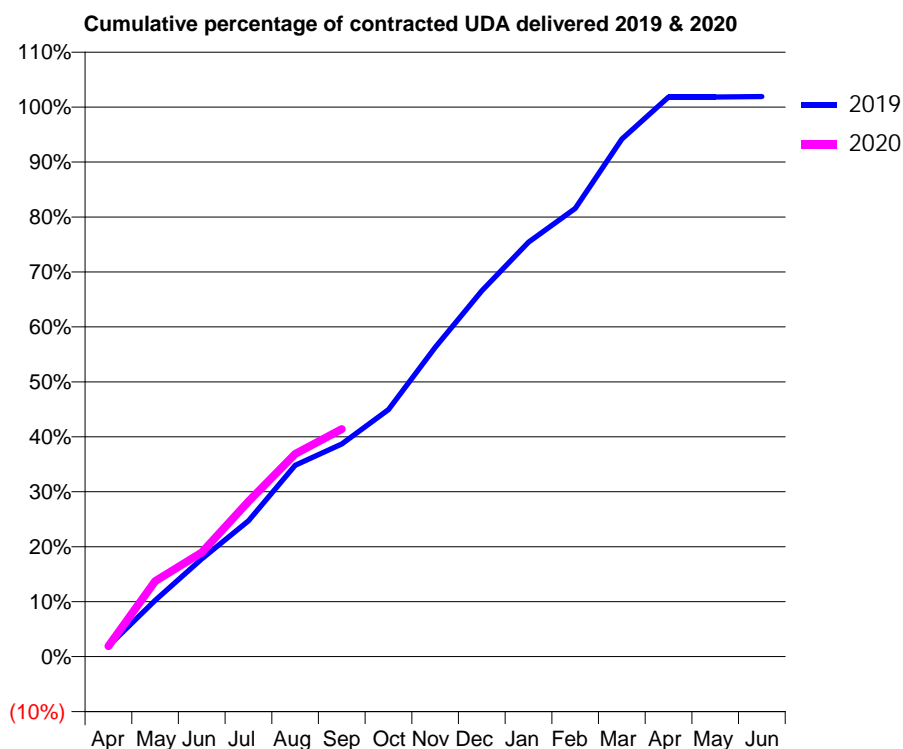
19/20 Contracted general activity (UDA)	6,499
Carry forward general activity (UDA)	-124
19/20 Contracted orthodontic activity (UOA)	0
Carry forward orthodontic activity (UOA)	0
Baseline contract value	£189,806.39

ACCESS*

Patients seen in 24 months	Total	Change since previous quarter
Quarter ending September 2018	3,561	
Quarter ending December 2018	3,533	→
Quarter ending March 2019	3,474	↓
Quarter ending June 2019	3,532	→
Quarter ending September 2019	3,458	↓
Variance since September 2018	(2.9%)	↓



ACTIVITY



Month	Adjusted Scheduled Activity (UDA)	
	2019	2020
April	126	124
May	666	893
June	1,155	1,231
July	1,607	1,835
August	2,263	2,397
September	2,515	2,689
October	2,921	
November	3,658	
December	4,325	
January	4,900	
February	5,300	
March	6,120	
April	6,618	
May	6,617	
June	6,624	

QUALITY

	Quantity	Base Number	Contract	AT	Region	England
% of FP17s for the same patient ID Re-attending within 3 months - Children	10	714	1.4%	11.1%	12.0%	11.5%
% of FP17s for the same patient ID Re-attending within 3 months - Adults	33	1,075	3.1%	16.6%	17.2%	15.4%
% of FP17s for the same patient ID Re-attending between 3 & 9 months - Children	404	714	56.6%	45.5%	49.4%	59.7%
% of FP17s for the same patient ID Re-attending between 3 & 9 months - Adults	531	1,075	49.4%	37.1%	39.2%	51.7%
% of FP17s for Band 1 Urgent Courses	6	1,498	0.4%	11.3%	11.0%	9.2%
% of FP17s Relating to Free Repair or Replacements	0	1,498	0.0%	0.5%	0.5%	0.7%
% of FP17s Relating to Continuations	3	1,498	0.2%	0.7%	0.7%	0.8%
% of Patients satisfied with the dentistry they have received	0	0	N/A	91.5%	90.9%	93.5%
% of Patients satisfied with the time they had to wait for an appointment	0	0	N/A	80.9%	83.7%	87.4%

* This is based on patients treated on this contract for their most recent course of treatment. Figures in italics indicate the base number of FP17s or Patient Questionnaire responses are less than 100. N/A is shown where the base number of responses is less than 10 during the period. % is calculated as Quantity/Base number*100

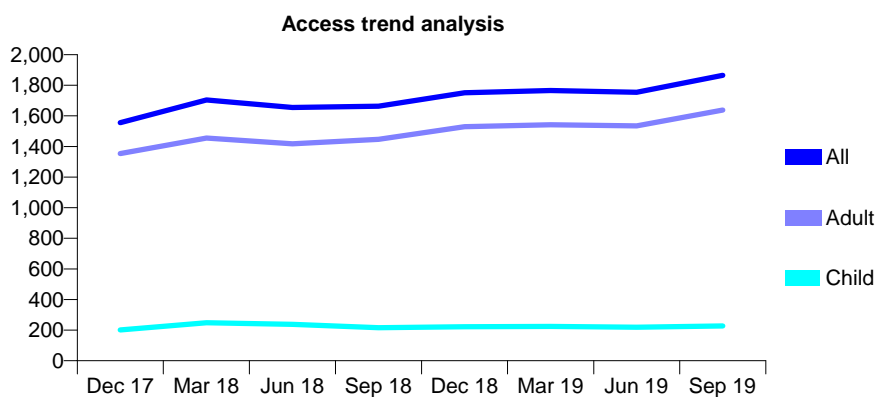
Q61 - Vital Signs At a Glance Contract Report for 841463/0001 - September 2019

Name or company name	MR H TOSI
Contract type name	GDS Contract
Purpose of contract	General
Contract start date	01/04/2006
Contract end date	

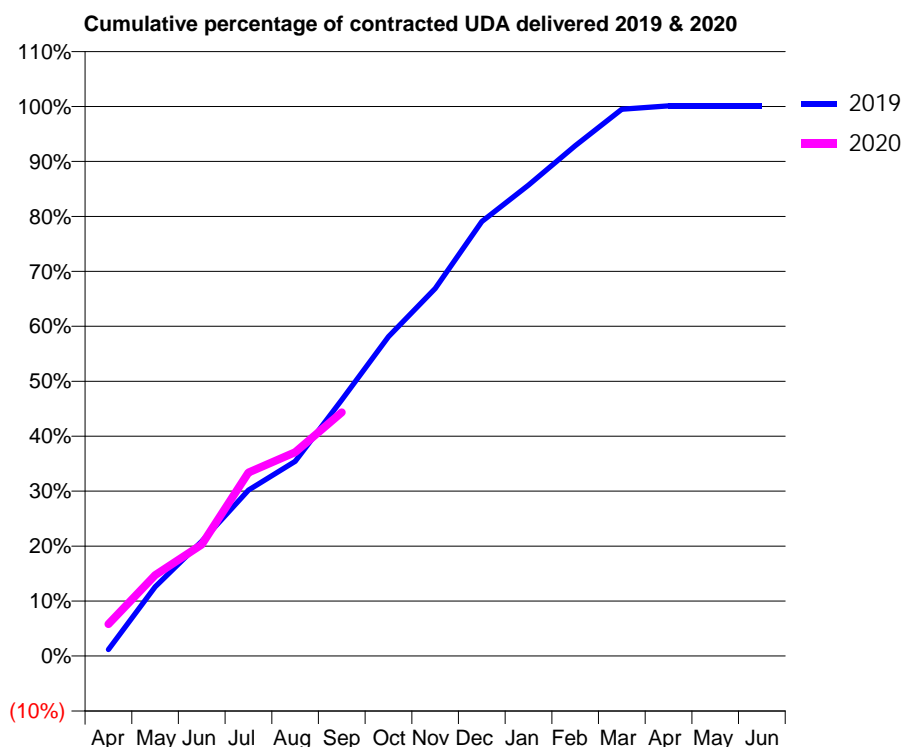
19/20 Contracted general activity (UDA)	3,786
Carry forward general activity (UDA)	-4
19/20 Contracted orthodontic activity (UOA)	0
Carry forward orthodontic activity (UOA)	0
Baseline contract value	£198,417.73

ACCESS*

Patients seen in 24 months	Total	Change since previous quarter
Quarter ending September 2018	1,663	
Quarter ending December 2018	1,751	↑
Quarter ending March 2019	1,766	→
Quarter ending June 2019	1,754	→
Quarter ending September 2019	1,865	↑
Variance since September 2018	12.1%	↑



ACTIVITY



Month	Adjusted Scheduled Activity (UDA)	
	2019	2020
April	45	220
May	477	558
June	791	767
July	1,143	1,264
August	1,341	1,404
September	1,764	1,679
October	2,200	
November	2,532	
December	2,993	
January	3,245	
February	3,515	
March	3,767	
April	3,791	
May	3,791	
June	3,791	

QUALITY

	Quantity	Base Number	Contract	AT	Region	England
% of FP17s for the same patient ID Re-attending within 3 months - Children	8	105	7.6%	11.1%	12.0%	11.5%
% of FP17s for the same patient ID Re-attending within 3 months - Adults	56	607	9.2%	16.6%	17.2%	15.4%
% of FP17s for the same patient ID Re-attending between 3 & 9 months - Children	26	105	24.8%	45.5%	49.4%	59.7%
% of FP17s for the same patient ID Re-attending between 3 & 9 months - Adults	122	607	20.1%	37.1%	39.2%	51.7%
% of FP17s for Band 1 Urgent Courses	86	710	12.1%	11.3%	11.0%	9.2%
% of FP17s Relating to Free Repair or Replacements	2	710	0.3%	0.5%	0.5%	0.7%
% of FP17s Relating to Continuations	0	710	0.0%	0.7%	0.7%	0.8%
% of Patients satisfied with the dentistry they have received	0	0	N/A	91.5%	90.9%	93.5%
% of Patients satisfied with the time they had to wait for an appointment	0	0	N/A	80.9%	83.7%	87.4%

* This is based on patients treated on this contract for their most recent course of treatment. Figures in italics indicate the base number of FP17s or Patient Questionnaire responses are less than 100. N/A is shown where the base number of responses is less than 10 during the period. % is calculated as Quantity/Base number*100

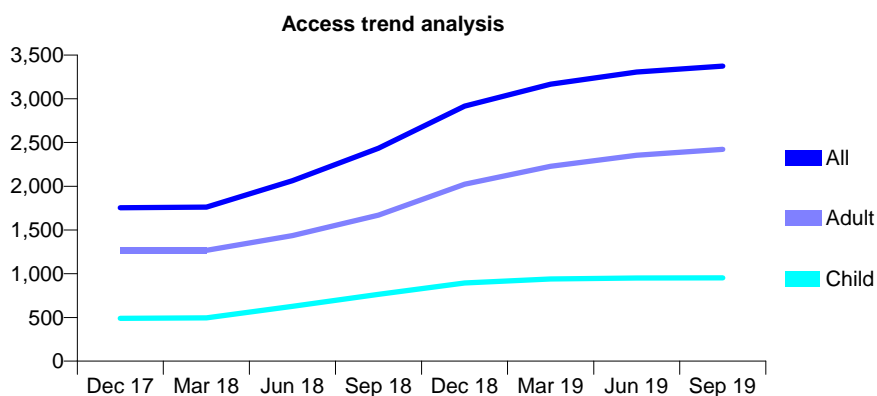
Q61 - Vital Signs At a Glance Contract Report for 842567/0001 - September 2019

Name or company name	MR P PATEL
Contract type name	GDS Contract
Purpose of contract	General
Contract start date	01/04/2006
Contract end date	

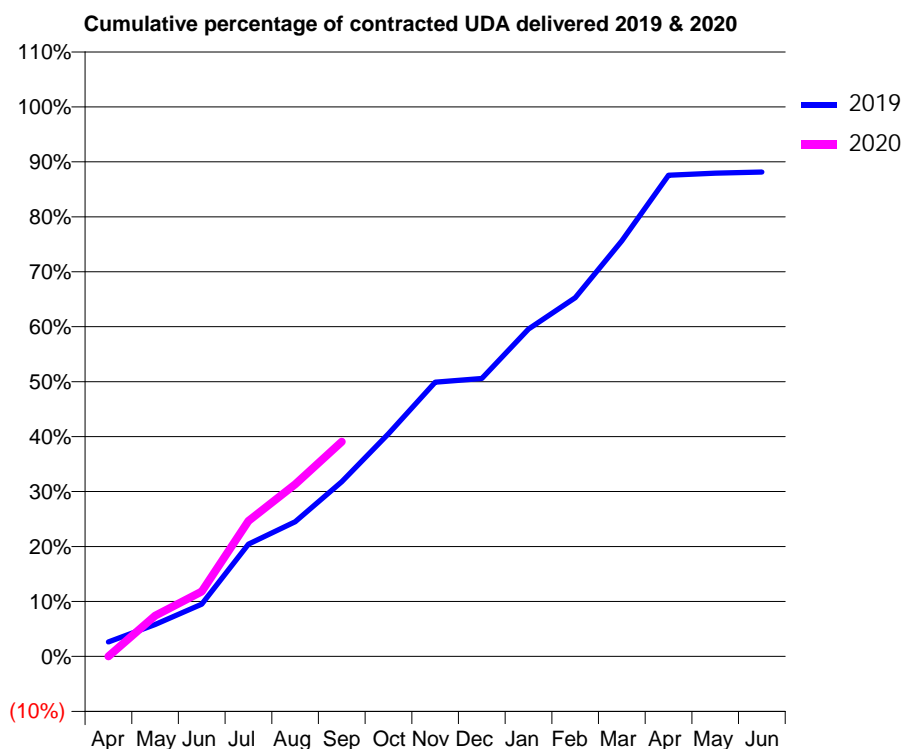
19/20 Contracted general activity (UDA)	10,481
Carry forward general activity (UDA)	0
19/20 Contracted orthodontic activity (UOA)	0
Carry forward orthodontic activity (UOA)	0
Baseline contract value	£289,331.84

ACCESS*

Patients seen in 24 months	Total	Change since previous quarter
Quarter ending September 2018	2,435	
Quarter ending December 2018	2,917	↑
Quarter ending March 2019	3,167	↑
Quarter ending June 2019	3,305	↑
Quarter ending September 2019	3,374	↑
Variance since September 2018	38.6%	↑



ACTIVITY



Month	2019	2020
April	275	0
May	610	777
June	995	1,238
July	2,140	2,582
August	2,568	3,281
September	3,330	4,094
October	4,247	
November	5,230	
December	5,300	
January	6,242	
February	6,844	
March	7,927	
April	9,177	
May	9,216	
June	9,237	

QUALITY

	Quantity	Base Number	Contract	AT	Region	England
% of FP17s for the same patient ID Re-attending within 3 months - Children	40	713	5.6%	11.1%	12.0%	11.5%
% of FP17s for the same patient ID Re-attending within 3 months - Adults	162	1,648	9.8%	16.6%	17.2%	15.4%
% of FP17s for the same patient ID Re-attending between 3 & 9 months - Children	406	713	56.9%	45.5%	49.4%	59.7%
% of FP17s for the same patient ID Re-attending between 3 & 9 months - Adults	750	1,648	45.5%	37.1%	39.2%	51.7%
% of FP17s for Band 1 Urgent Courses	110	1,832	6.0%	11.3%	11.0%	9.2%
% of FP17s Relating to Free Repair or Replacements	6	1,832	0.3%	0.5%	0.5%	0.7%
% of FP17s Relating to Continuations	14	1,832	0.8%	0.7%	0.7%	0.8%
% of Patients satisfied with the dentistry they have received	2	2	N/A	91.5%	90.9%	93.5%
% of Patients satisfied with the time they had to wait for an appointment	2	2	N/A	80.9%	83.7%	87.4%

* This is based on patients treated on this contract for their most recent course of treatment. Figures in italics indicate the base number of FP17s or Patient Questionnaire responses are less than 100. N/A is shown where the base number of responses is less than 10 during the period. % is calculated as Quantity/Base number*100

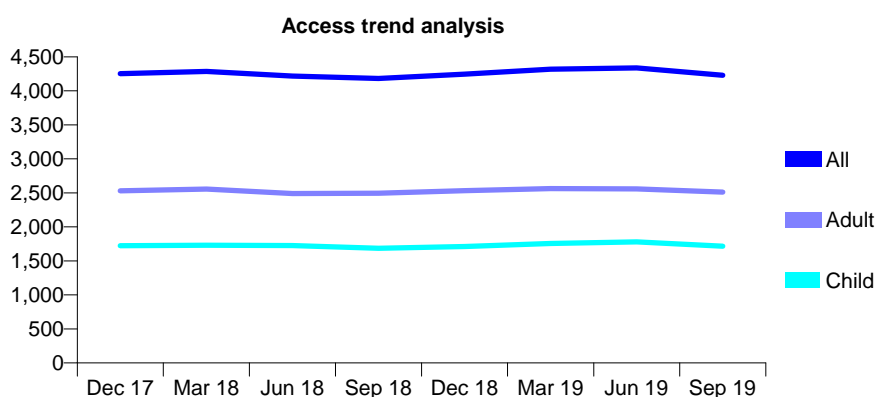
Q61 - Vital Signs At a Glance Contract Report for 842605/0001 - September 2019

Name or company name	MR GS UBHI
Contract type name	GDS Contract
Purpose of contract	General
Contract start date	01/04/2006
Contract end date	

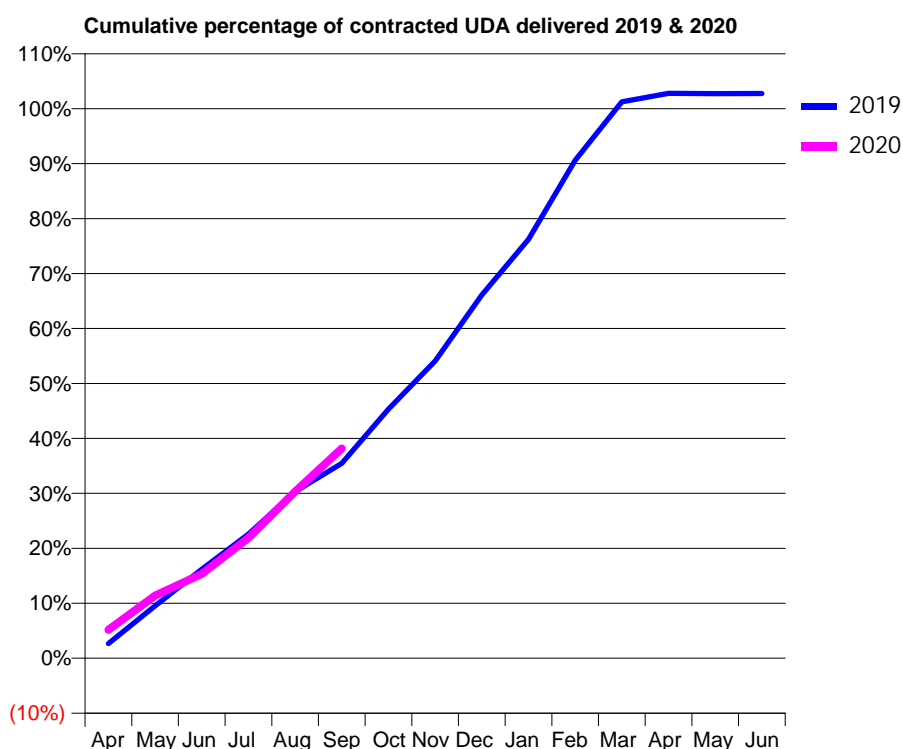
19/20 Contracted general activity (UDA)	12,053
Carry forward general activity (UDA)	-241
19/20 Contracted orthodontic activity (UOA)	0
Carry forward orthodontic activity (UOA)	0
Baseline contract value	£364,483.43

ACCESS*

Patients seen in 24 months	Total	Change since previous quarter
Quarter ending September 2018	4,181	
Quarter ending December 2018	4,246	→
Quarter ending March 2019	4,319	→
Quarter ending June 2019	4,338	→
Quarter ending September 2019	4,228	↓
Variance since September 2018	1.1%	→



ACTIVITY



Month	2019	2020
April	324	624
May	1,152	1,374
June	1,948	1,847
July	2,722	2,636
August	3,659	3,657
September	4,274	4,598
October	5,465	
November	6,520	
December	7,965	
January	9,189	
February	10,920	
March	12,203	
April	12,387	
May	12,383	
June	12,385	

QUALITY

	Quantity	Base Number	Contract	AT	Region	England
% of FP17s for the same patient ID Re-attending within 3 months - Children	84	894	9.4%	11.1%	12.0%	11.5%
% of FP17s for the same patient ID Re-attending within 3 months - Adults	137	1,009	13.6%	16.6%	17.2%	15.4%
% of FP17s for the same patient ID Re-attending between 3 & 9 months - Children	369	894	41.3%	45.5%	49.4%	59.7%
% of FP17s for the same patient ID Re-attending between 3 & 9 months - Adults	302	1,009	29.9%	37.1%	39.2%	51.7%
% of FP17s for Band 1 Urgent Courses	91	1,497	6.1%	11.3%	11.0%	9.2%
% of FP17s Relating to Free Repair or Replacements	4	1,497	0.3%	0.5%	0.5%	0.7%
% of FP17s Relating to Continuations	1	1,497	0.1%	0.7%	0.7%	0.8%
% of Patients satisfied with the dentistry they have received	0	0	N/A	91.5%	90.9%	93.5%
% of Patients satisfied with the time they had to wait for an appointment	0	0	N/A	80.9%	83.7%	87.4%

* This is based on patients treated on this contract for their most recent course of treatment.

Figures in italics indicate the base number of FP17s or Patient Questionnaire responses are less than 100. N/A is shown where the base number of responses is less than 10 during the period. % is calculated as Quantity/Base number*100

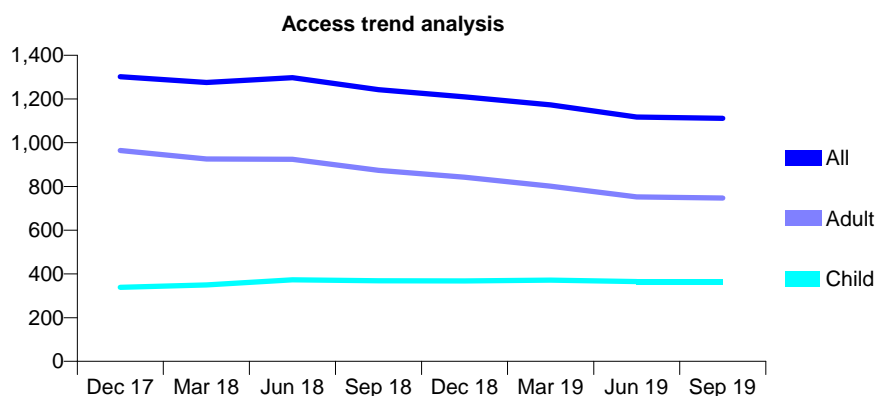
Q61 - Vital Signs At a Glance Contract Report for 843148/0002 - September 2019

Name or company name	MR SR MANAFI
Contract type name	GDS Contract
Purpose of contract	General
Contract start date	01/04/2006
Contract end date	

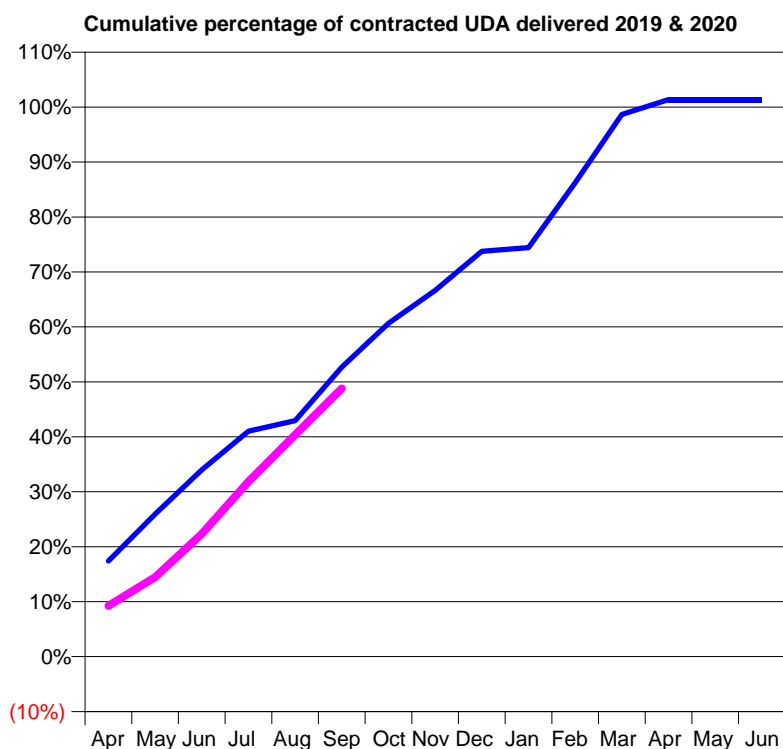
19/20 Contracted general activity (UDA)	4,613
Carry forward general activity (UDA)	-62
19/20 Contracted orthodontic activity (UOA)	0
Carry forward orthodontic activity (UOA)	0
Baseline contract value	£159,869.46

ACCESS*

Patients seen in 24 months	Total	Change since previous quarter
Quarter ending September 2018	1,243	
Quarter ending December 2018	1,210	↓
Quarter ending March 2019	1,173	↓
Quarter ending June 2019	1,117	↓
Quarter ending September 2019	1,112	→
Variance since September 2018	(10.5%)	↓



ACTIVITY



Month	Adjusted Scheduled Activity (UDA)	
	2019	2020
April	803	428
May	1,197	668
June	1,567	1,030
July	1,893	1,469
August	1,981	1,864
September	2,430	2,250
October	2,798	
November	3,074	
December	3,403	
January	3,433	
February	3,978	
March	4,552	
April	4,675	
May	4,675	
June	4,675	

QUALITY

	Quantity	Base Number	Contract	AT	Region	England
% of FP17s for the same patient ID Re-attending within 3 months - Children	24	244	9.8%	11.1%	12.0%	11.5%
% of FP17s for the same patient ID Re-attending within 3 months - Adults	63	377	16.7%	16.6%	17.2%	15.4%
% of FP17s for the same patient ID Re-attending between 3 & 9 months - Children	112	244	45.9%	45.5%	49.4%	59.7%
% of FP17s for the same patient ID Re-attending between 3 & 9 months - Adults	108	377	28.6%	37.1%	39.2%	51.7%
% of FP17s for Band 1 Urgent Courses	86	579	14.9%	11.3%	11.0%	9.2%
% of FP17s Relating to Free Repair or Replacements	0	579	0.0%	0.5%	0.5%	0.7%
% of FP17s Relating to Continuations	3	579	0.5%	0.7%	0.7%	0.8%
% of Patients satisfied with the dentistry they have received	0	0	N/A	91.5%	90.9%	93.5%
% of Patients satisfied with the time they had to wait for an appointment	0	0	N/A	80.9%	83.7%	87.4%

* This is based on patients treated on this contract for their most recent course of treatment. Figures in italics indicate the base number of FP17s or Patient Questionnaire responses are less than 100. N/A is shown where the base number of responses is less than 10 during the period. % is calculated as Quantity/Base number*100

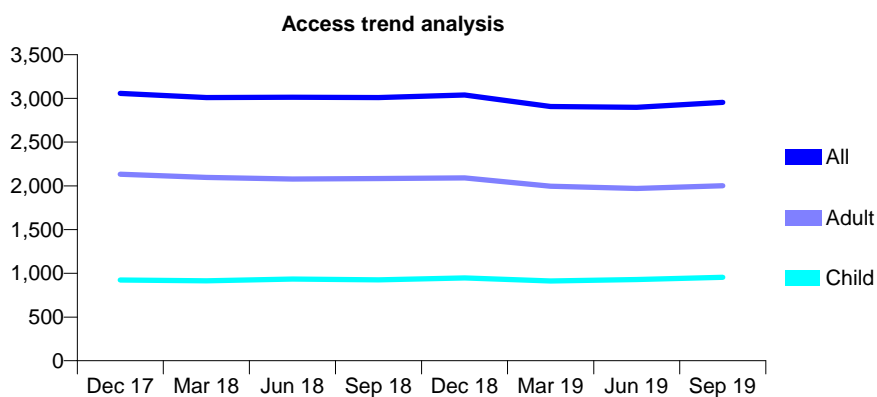
Q61 - Vital Signs At a Glance Contract Report for 843148/0003 - September 2019

Name or company name	MR SR MANAFI
Contract type name	GDS Contract
Purpose of contract	General
Contract start date	01/04/2006
Contract end date	

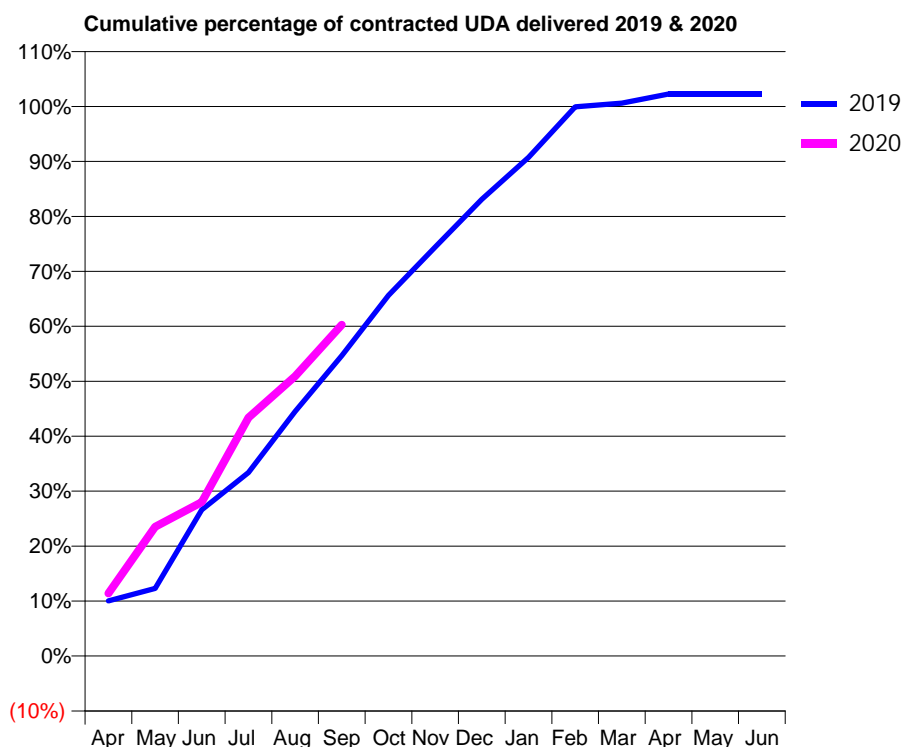
19/20 Contracted general activity (UDA)	9,676
Carry forward general activity (UDA)	-193
19/20 Contracted orthodontic activity (UOA)	0
Carry forward orthodontic activity (UOA)	0
Baseline contract value	£331,706.44

ACCESS*

Patients seen in 24 months	Total	Change since previous quarter
Quarter ending September 2018	3,009	
Quarter ending December 2018	3,039	→
Quarter ending March 2019	2,907	↓
Quarter ending June 2019	2,898	→
Quarter ending September 2019	2,955	→
Variance since September 2018	(1.8%)	↓



ACTIVITY



Month	Adjusted Scheduled Activity (UDA)	
	2019	2020
April	970	1,103
May	1,191	2,275
June	2,574	2,709
July	3,230	4,198
August	4,308	4,928
September	5,289	5,832
October	6,351	
November	7,199	
December	8,040	
January	8,778	
February	9,669	
March	9,733	
April	9,894	
May	9,894	
June	9,894	

QUALITY

	Quantity	Base Number	Contract	AT	Region	England
% of FP17s for the same patient ID Re-attending within 3 months - Children	46	670	6.9%	11.1%	12.0%	11.5%
% of FP17s for the same patient ID Re-attending within 3 months - Adults	243	1,097	22.2%	16.6%	17.2%	15.4%
% of FP17s for the same patient ID Re-attending between 3 & 9 months - Children	214	670	31.9%	45.5%	49.4%	59.7%
% of FP17s for the same patient ID Re-attending between 3 & 9 months - Adults	274	1,097	25.0%	37.1%	39.2%	51.7%
% of FP17s for Band 1 Urgent Courses	312	1,700	18.4%	11.3%	11.0%	9.2%
% of FP17s Relating to Free Repair or Replacements	0	1,700	0.0%	0.5%	0.5%	0.7%
% of FP17s Relating to Continuations	16	1,700	0.9%	0.7%	0.7%	0.8%
% of Patients satisfied with the dentistry they have received	0	0	N/A	91.5%	90.9%	93.5%
% of Patients satisfied with the time they had to wait for an appointment	0	0	N/A	80.9%	83.7%	87.4%

* This is based on patients treated on this contract for their most recent course of treatment. Figures in italics indicate the base number of FP17s or Patient Questionnaire responses are less than 100. N/A is shown where the base number of responses is less than 10 during the period. % is calculated as Quantity/Base number*100

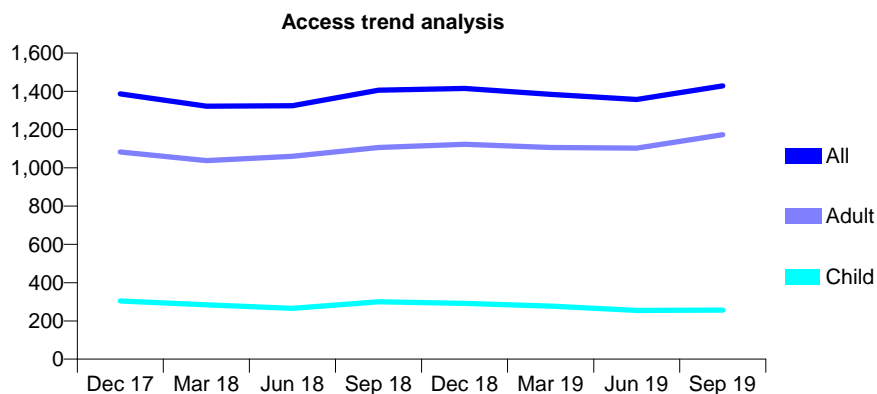
Q61 - Vital Signs At a Glance Contract Report for 843253/0001 - September 2019

Name or company name	MS AL DOBRE
Contract type name	GDS Contract
Purpose of contract	General
Contract start date	01/04/2006
Contract end date	

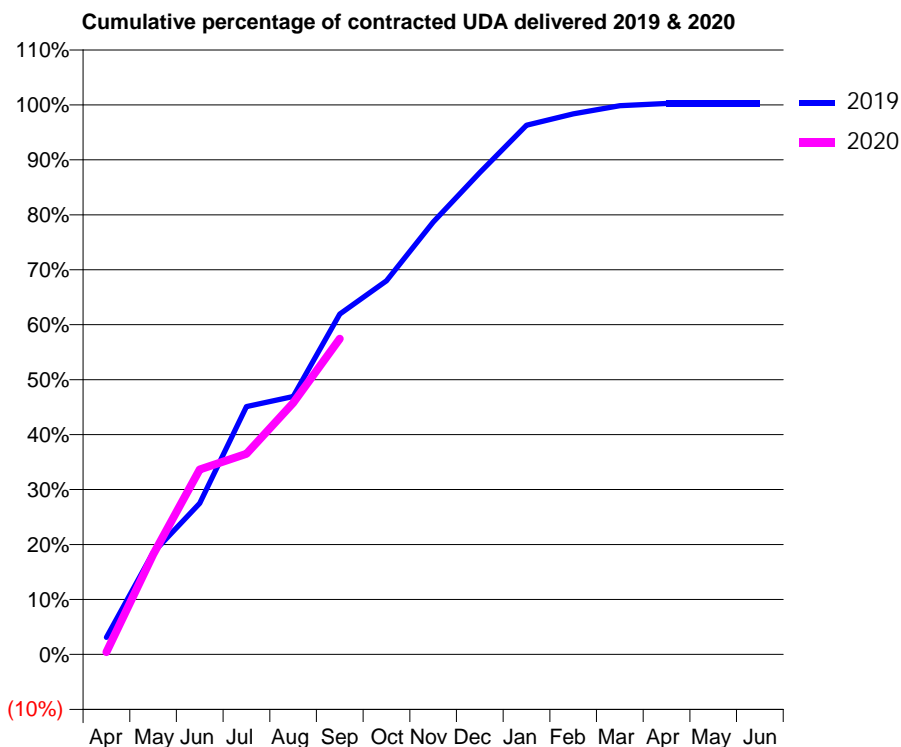
19/20 Contracted general activity (UDA)	3,786
Carry forward general activity (UDA)	-10
19/20 Contracted orthodontic activity (UOA)	0
Carry forward orthodontic activity (UOA)	0
Baseline contract value	£198,834.40

ACCESS*

Patients seen in 24 months	Total	Change since previous quarter
Quarter ending September 2018	1,406	
Quarter ending December 2018	1,415	→
Quarter ending March 2019	1,384	↓
Quarter ending June 2019	1,358	↓
Quarter ending September 2019	1,429	↑
Variance since September 2018	1.6%	→



ACTIVITY



Month	Adjusted Scheduled Activity (UDA)	
	2019	2020
April	117	16
May	701	689
June	1,041	1,274
July	1,707	1,382
August	1,777	1,733
September	2,345	2,175
October	2,574	
November	2,979	
December	3,319	
January	3,646	
February	3,724	
March	3,780	
April	3,796	
May	3,796	
June	3,796	

QUALITY

	Quantity	Base Number	Contract	AT	Region	England
% of FP17s for the same patient ID Re-attending within 3 months - Children	13	152	8.6%	11.1%	12.0%	11.5%
% of FP17s for the same patient ID Re-attending within 3 months - Adults	39	588	6.6%	16.6%	17.2%	15.4%
% of FP17s for the same patient ID Re-attending between 3 & 9 months - Children	43	152	28.3%	45.5%	49.4%	59.7%
% of FP17s for the same patient ID Re-attending between 3 & 9 months - Adults	91	588	15.5%	37.1%	39.2%	51.7%
% of FP17s for Band 1 Urgent Courses	87	732	11.9%	11.3%	11.0%	9.2%
% of FP17s Relating to Free Repair or Replacements	3	732	0.4%	0.5%	0.5%	0.7%
% of FP17s Relating to Continuations	4	732	0.5%	0.7%	0.7%	0.8%
% of Patients satisfied with the dentistry they have received	0	0	N/A	91.5%	90.9%	93.5%
% of Patients satisfied with the time they had to wait for an appointment	0	0	N/A	80.9%	83.7%	87.4%

* This is based on patients treated on this contract for their most recent course of treatment. Figures in italics indicate the base number of FP17s or Patient Questionnaire responses are less than 100. N/A is shown where the base number of responses is less than 10 during the period. % is calculated as Quantity/Base number*100

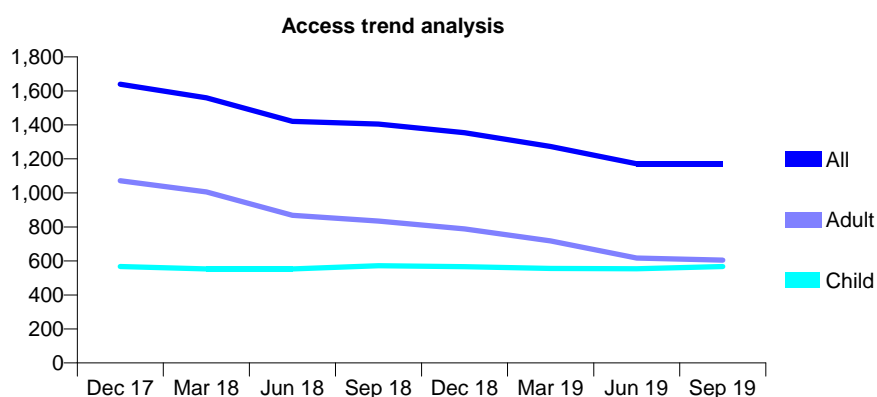
Q61 - Vital Signs At a Glance Contract Report for 845531/0001 - September 2019

Name or company name	MR J SHAH
Contract type name	GDS Contract
Purpose of contract	General
Contract start date	01/09/2015
Contract end date	

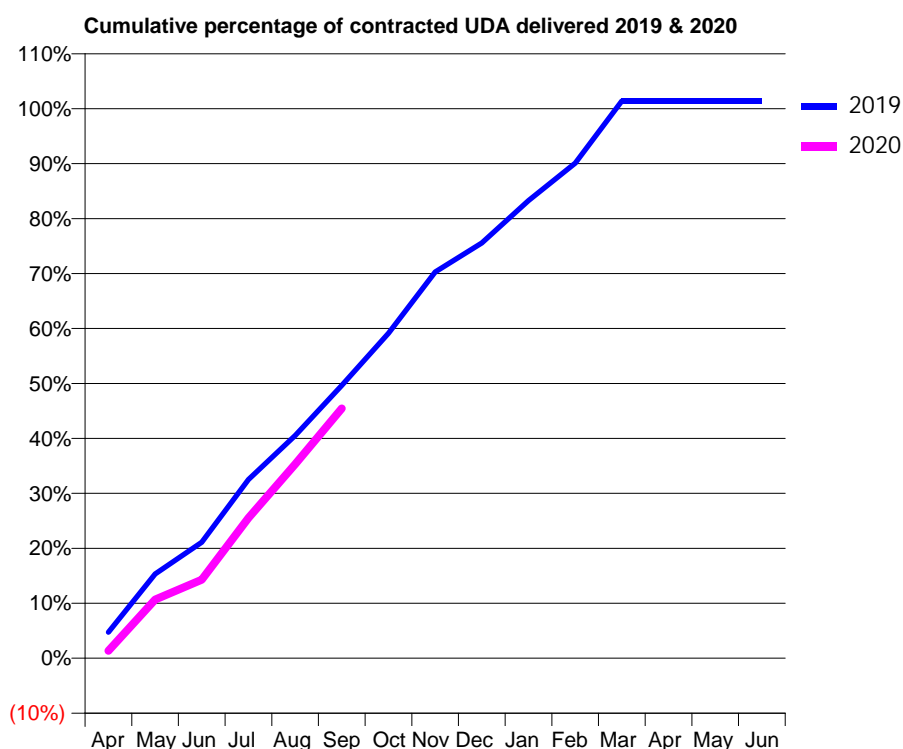
19/20 Contracted general activity (UDA)	7,427
Carry forward general activity (UDA)	-101
19/20 Contracted orthodontic activity (UOA)	0
Carry forward orthodontic activity (UOA)	0
Baseline contract value	£222,808.13

ACCESS*

Patients seen in 24 months	Total	Change since previous quarter
Quarter ending September 2018	1,405	
Quarter ending December 2018	1,354	↓
Quarter ending March 2019	1,273	↓
Quarter ending June 2019	1,171	↓
Quarter ending September 2019	1,171	→
Variance since September 2018	(16.7%)	↓



ACTIVITY



Month	2019	2020
April	352	101
May	1,139	792
June	1,567	1,060
July	2,417	1,898
August	3,009	2,623
September	3,687	3,375
October	4,391	
November	5,221	
December	5,611	
January	6,185	
February	6,690	
March	7,529	
April	7,529	
May	7,529	
June	7,529	

QUALITY

	Quantity	Base Number	Contract	AT	Region	England
% of FP17s for the same patient ID Re-attending within 3 months - Children	47	345	13.6%	11.1%	12.0%	11.5%
% of FP17s for the same patient ID Re-attending within 3 months - Adults	96	320	30.0%	16.6%	17.2%	15.4%
% of FP17s for the same patient ID Re-attending between 3 & 9 months - Children	112	345	32.5%	45.5%	49.4%	59.7%
% of FP17s for the same patient ID Re-attending between 3 & 9 months - Adults	90	320	28.1%	37.1%	39.2%	51.7%
% of FP17s for Band 1 Urgent Courses	81	665	12.2%	11.3%	11.0%	9.2%
% of FP17s Relating to Free Repair or Replacements	0	665	0.0%	0.5%	0.5%	0.7%
% of FP17s Relating to Continuations	2	665	0.3%	0.7%	0.7%	0.8%
% of Patients satisfied with the dentistry they have received	0	0	N/A	91.5%	90.9%	93.5%
% of Patients satisfied with the time they had to wait for an appointment	0	0	N/A	80.9%	83.7%	87.4%

* This is based on patients treated on this contract for their most recent course of treatment.

Figures in italics indicate the base number of FP17s or Patient Questionnaire responses are less than 100. N/A is shown where the base number of responses is less than 10 during the period. % is calculated as Quantity/Base number*100

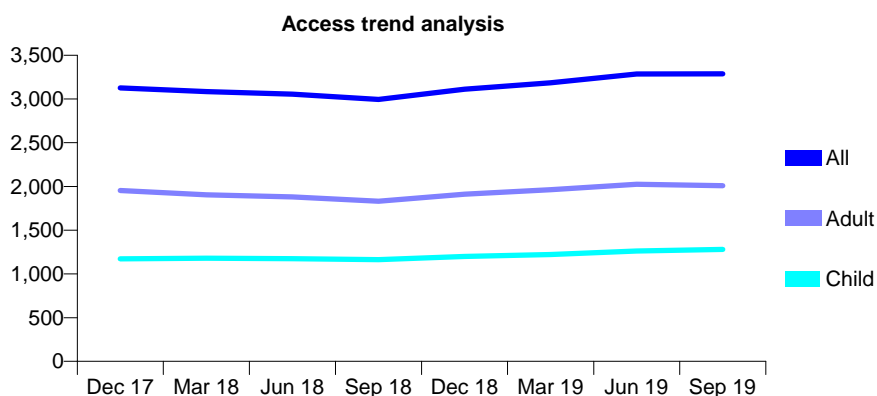
Q61 - Vital Signs At a Glance Contract Report for 847283/0001 - September 2019

Name or company name	MR SK MALIK
Contract type name	GDS Contract
Purpose of contract	General
Contract start date	01/04/2006
Contract end date	

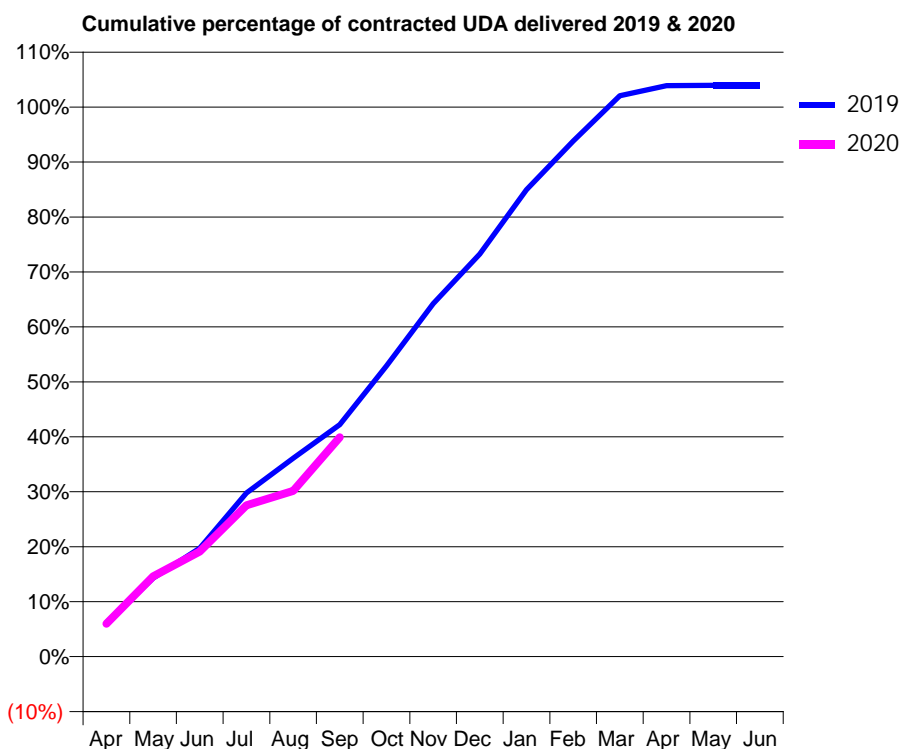
19/20 Contracted general activity (UDA)	5,694
Carry forward general activity (UDA)	-113
19/20 Contracted orthodontic activity (UOA)	0
Carry forward orthodontic activity (UOA)	0
Baseline contract value	£152,766.44

ACCESS*

Patients seen in 24 months	Total	Change since previous quarter
Quarter ending September 2018	2,994	
Quarter ending December 2018	3,112	↑
Quarter ending March 2019	3,185	↑
Quarter ending June 2019	3,286	↑
Quarter ending September 2019	3,288	→
Variance since September 2018	9.8%	↑



ACTIVITY



Month	Adjusted Scheduled Activity (UDA)	
	2019	2020
April	353	340
May	813	832
June	1,125	1,090
July	1,697	1,567
August	2,056	1,717
September	2,404	2,272
October	3,012	
November	3,657	
December	4,171	
January	4,838	
February	5,341	
March	5,811	
April	5,916	
May	5,919	
June	5,919	

QUALITY

	Quantity	Base Number	Contract	AT	Region	England
% of FP17s for the same patient ID Re-attending within 3 months - Children	106	857	12.4%	11.1%	12.0%	11.5%
% of FP17s for the same patient ID Re-attending within 3 months - Adults	223	1,136	19.6%	16.6%	17.2%	15.4%
% of FP17s for the same patient ID Re-attending between 3 & 9 months - Children	358	857	41.8%	45.5%	49.4%	59.7%
% of FP17s for the same patient ID Re-attending between 3 & 9 months - Adults	368	1,136	32.4%	37.1%	39.2%	51.7%
% of FP17s for Band 1 Urgent Courses	80	1,051	7.6%	11.3%	11.0%	9.2%
% of FP17s Relating to Free Repair or Replacements	0	1,051	0.0%	0.5%	0.5%	0.7%
% of FP17s Relating to Continuations	7	1,051	0.7%	0.7%	0.7%	0.8%
% of Patients satisfied with the dentistry they have received	0	0	N/A	91.5%	90.9%	93.5%
% of Patients satisfied with the time they had to wait for an appointment	0	0	N/A	80.9%	83.7%	87.4%

* This is based on patients treated on this contract for their most recent course of treatment. Figures in italics indicate the base number of FP17s or Patient Questionnaire responses are less than 100. N/A is shown where the base number of responses is less than 10 during the period. % is calculated as Quantity/Base number*100

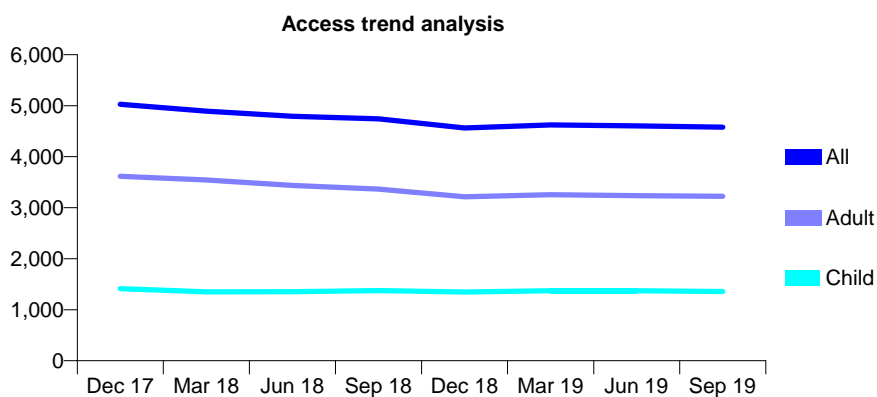
Q61 - Vital Signs At a Glance Contract Report for 853933/0001 - September 2019

Name or company name	MR M HASHEMI KHATOUN ABADI
Contract type name	GDS Contract
Purpose of contract	General
Contract start date	01/04/2006
Contract end date	

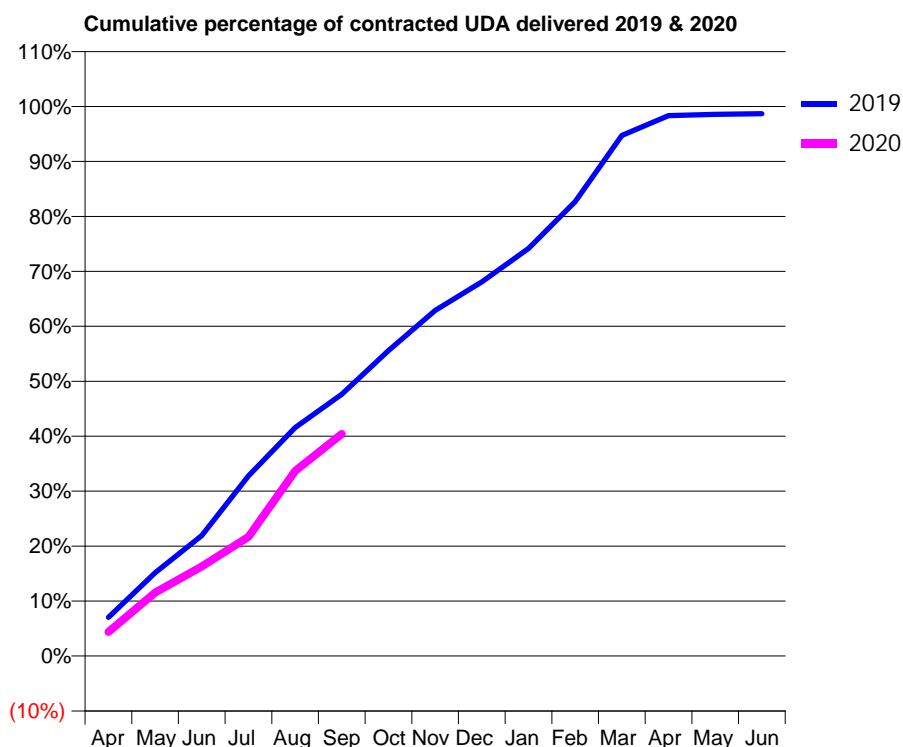
19/20 Contracted general activity (UDA)	12,854
Carry forward general activity (UDA)	0
19/20 Contracted orthodontic activity (UOA)	0
Carry forward orthodontic activity (UOA)	0
Baseline contract value	£369,425.06

ACCESS*

Patients seen in 24 months	Total	Change since previous quarter
Quarter ending September 2018	4,742	
Quarter ending December 2018	4,563	↓
Quarter ending March 2019	4,624	→
Quarter ending June 2019	4,606	→
Quarter ending September 2019	4,579	→
Variance since September 2018	(3.4%)	↓



ACTIVITY



Month	Adjusted Scheduled Activity (UDA)	
	2019	2020
April	906	562
May	1,949	1,487
June	2,818	2,096
July	4,214	2,786
August	5,344	4,329
September	6,121	5,195
October	7,146	
November	8,084	
December	8,751	
January	9,531	
February	10,630	
March	12,175	
April	12,637	
May	12,668	
June	12,684	

QUALITY

	Quantity	Base Number	Contract	AT	Region	England
% of FP17s for the same patient ID Re-attending within 3 months - Children	57	929	6.1%	11.1%	12.0%	11.5%
% of FP17s for the same patient ID Re-attending within 3 months - Adults	270	1,992	13.6%	16.6%	17.2%	15.4%
% of FP17s for the same patient ID Re-attending between 3 & 9 months - Children	476	929	51.2%	45.5%	49.4%	59.7%
% of FP17s for the same patient ID Re-attending between 3 & 9 months - Adults	987	1,992	49.5%	37.1%	39.2%	51.7%
% of FP17s for Band 1 Urgent Courses	234	2,741	8.5%	11.3%	11.0%	9.2%
% of FP17s Relating to Free Repair or Replacements	75	2,741	2.7%	0.5%	0.5%	0.7%
% of FP17s Relating to Continuations	4	2,741	0.1%	0.7%	0.7%	0.8%
% of Patients satisfied with the dentistry they have received	0	0	N/A	91.5%	90.9%	93.5%
% of Patients satisfied with the time they had to wait for an appointment	0	0	N/A	80.9%	83.7%	87.4%

* This is based on patients treated on this contract for their most recent course of treatment. Figures in italics indicate the base number of FP17s or Patient Questionnaire responses are less than 100. N/A is shown where the base number of responses is less than 10 during the period. % is calculated as Quantity/Base number*100

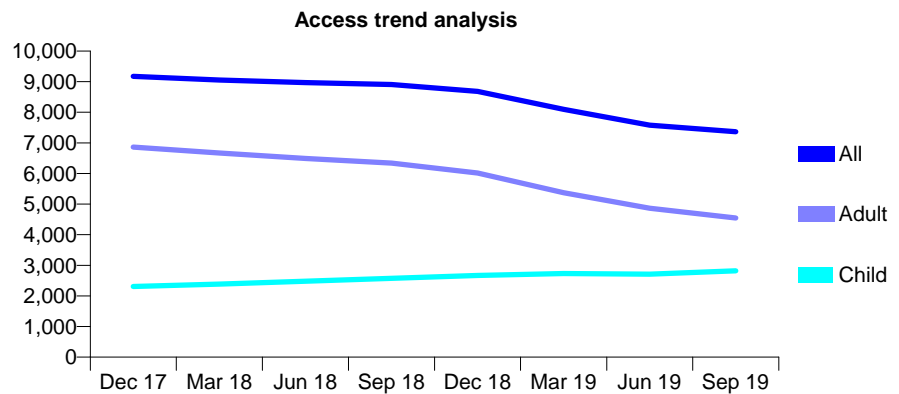
Q61 - Vital Signs At a Glance Contract Report for 85510/0001 - September 2019

Name or company name	MR MR MANBAJOOD
Contract type name	GDS Contract
Purpose of contract	General
Contract start date	01/04/2006
Contract end date	

19/20 Contracted general activity (UDA)	23,411
Carry forward general activity (UDA)	-236
19/20 Contracted orthodontic activity (UOA)	0
Carry forward orthodontic activity (UOA)	0
Baseline contract value	£782,146.16

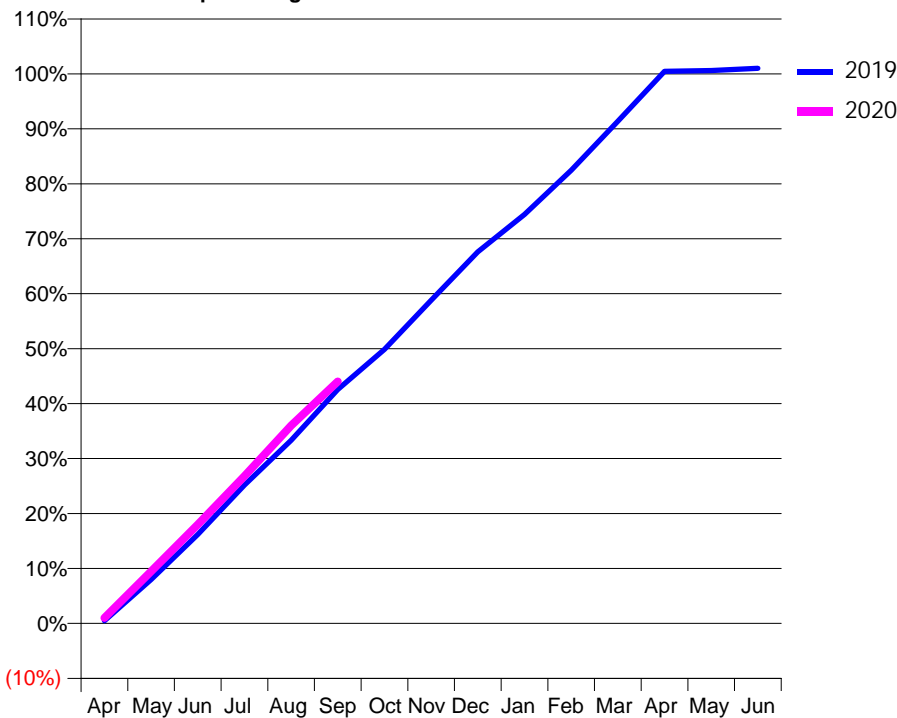
ACCESS*

Patients seen in 24 months	Total	Change since previous quarter
Quarter ending September 2018	8,907	
Quarter ending December 2018	8,683	↓
Quarter ending March 2019	8,100	↓
Quarter ending June 2019	7,581	↓
Quarter ending September 2019	7,365	↓
Variance since September 2018	(17.3%)	↓



ACTIVITY

Cumulative percentage of contracted UDA delivered 2019 & 2020



Month	2019	2020
April	109	236
May	1,871	2,216
June	3,787	4,215
July	5,895	6,272
August	7,801	8,427
September	9,962	10,303
October	11,679	
November	13,768	
December	15,827	
January	17,420	
February	19,307	
March	21,395	
April	23,519	
May	23,553	
June	23,647	

QUALITY

	Quantity	Base Number	Contract	AT	Region	England
% of FP17s for the same patient ID Re-attending within 3 months - Children	147	1,478	9.9%	11.1%	12.0%	11.5%
% of FP17s for the same patient ID Re-attending within 3 months - Adults	426	1,967	21.7%	16.6%	17.2%	15.4%
% of FP17s for the same patient ID Re-attending between 3 & 9 months - Children	431	1,478	29.2%	45.5%	49.4%	59.7%
% of FP17s for the same patient ID Re-attending between 3 & 9 months - Adults	415	1,967	21.1%	37.1%	39.2%	51.7%
% of FP17s for Band 1 Urgent Courses	383	2,776	13.8%	11.3%	11.0%	9.2%
% of FP17s Relating to Free Repair or Replacements	1	2,776	0.0%	0.5%	0.5%	0.7%
% of FP17s Relating to Continuations	20	2,776	0.7%	0.7%	0.7%	0.8%
% of Patients satisfied with the dentistry they have received	1	1	N/A	91.5%	90.9%	93.5%
% of Patients satisfied with the time they had to wait for an appointment	1	1	N/A	80.9%	83.7%	87.4%

* This is based on patients treated on this contract for their most recent course of treatment. Figures in italics indicate the base number of FP17s or Patient Questionnaire responses are less than 100. N/A is shown where the base number of responses is less than 10 during the period. % is calculated as Quantity/Base number*100

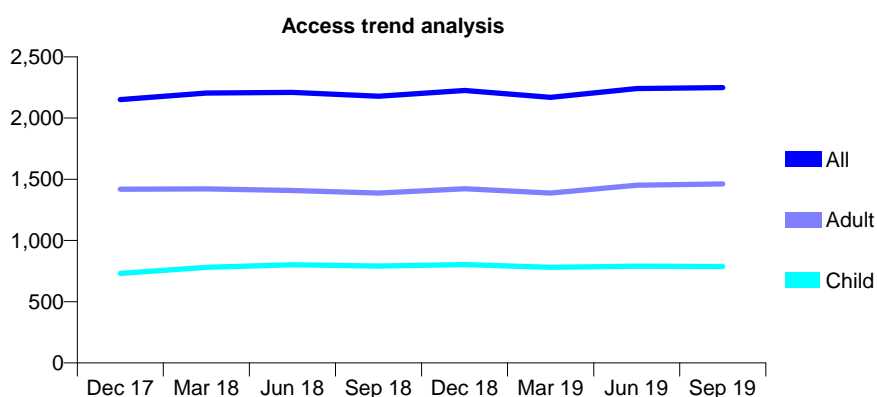
Q61 - Vital Signs At a Glance Contract Report for 857319/0001 - September 2019

Name or company name	MR A SHAMOSSON
Contract type name	GDS Contract
Purpose of contract	General
Contract start date	01/12/2008
Contract end date	

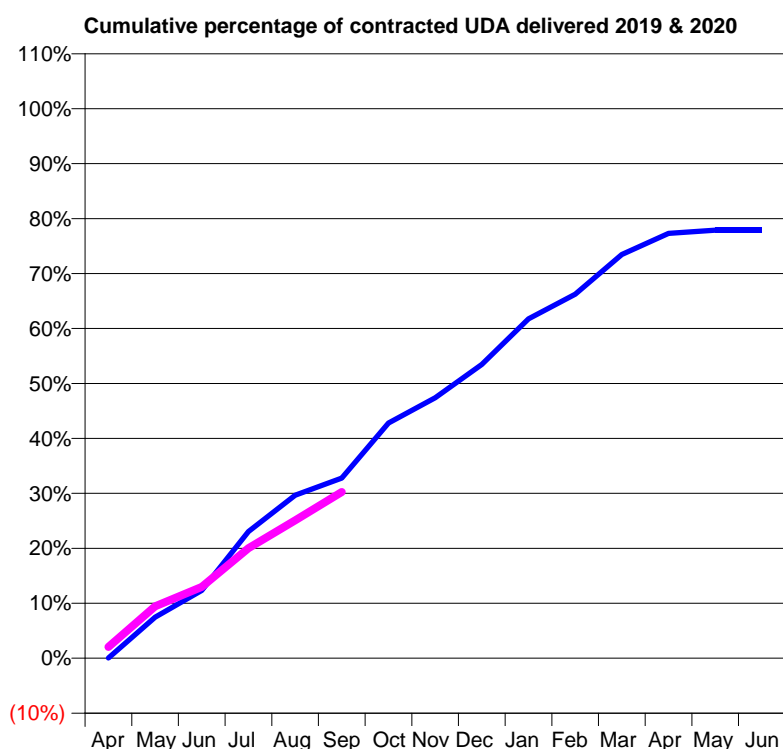
19/20 Contracted general activity (UDA)	6,675
Carry forward general activity (UDA)	0
19/20 Contracted orthodontic activity (UOA)	0
Carry forward orthodontic activity (UOA)	0
Baseline contract value	£191,476.47

ACCESS*

Patients seen in 24 months	Total	Change since previous quarter
Quarter ending September 2018	2,178	
Quarter ending December 2018	2,226	↑
Quarter ending March 2019	2,169	↓
Quarter ending June 2019	2,241	↑
Quarter ending September 2019	2,249	→
Variance since September 2018	3.3%	↑



ACTIVITY



Month	2019	2020
April	4	138
May	500	630
June	823	866
July	1,538	1,338
August	1,980	1,676
September	2,187	2,020
October	2,856	
November	3,165	
December	3,568	
January	4,122	
February	4,422	
March	4,904	
April	5,159	
May	5,199	
June	5,199	

QUALITY

	Quantity	Base Number	Contract	AT	Region	England
% of FP17s for the same patient ID Re-attending within 3 months - Children	13	358	3.6%	11.1%	12.0%	11.5%
% of FP17s for the same patient ID Re-attending within 3 months - Adults	53	638	8.3%	16.6%	17.2%	15.4%
% of FP17s for the same patient ID Re-attending between 3 & 9 months - Children	101	358	28.2%	45.5%	49.4%	59.7%
% of FP17s for the same patient ID Re-attending between 3 & 9 months - Adults	177	638	27.7%	37.1%	39.2%	51.7%
% of FP17s for Band 1 Urgent Courses	19	889	2.1%	11.3%	11.0%	9.2%
% of FP17s Relating to Free Repair or Replacements	0	889	0.0%	0.5%	0.5%	0.7%
% of FP17s Relating to Continuations	1	889	0.1%	0.7%	0.7%	0.8%
% of Patients satisfied with the dentistry they have received	0	0	N/A	91.5%	90.9%	93.5%
% of Patients satisfied with the time they had to wait for an appointment	0	0	N/A	80.9%	83.7%	87.4%

* This is based on patients treated on this contract for their most recent course of treatment.

Figures in italics indicate the base number of FP17s or Patient Questionnaire responses are less than 100. N/A is shown where the base number of responses is less than 10 during the period. % is calculated as Quantity/Base number*100

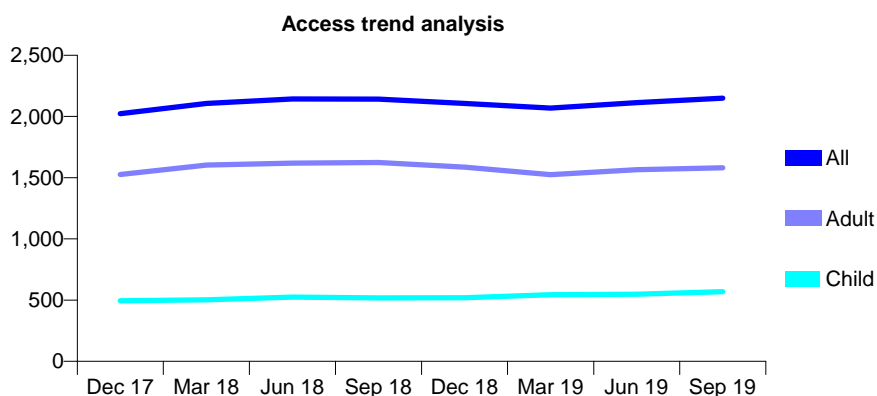
Q61 - Vital Signs At a Glance Contract Report for 859605/0001 - September 2019

Name or company name	MRS S MEHTA
Contract type name	GDS Contract
Purpose of contract	General
Contract start date	28/01/2008
Contract end date	

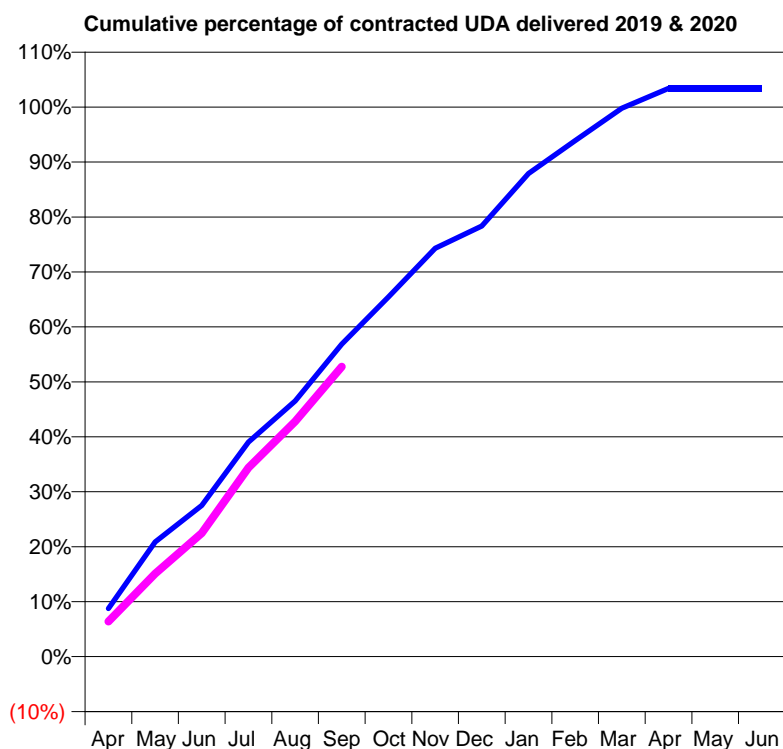
19/20 Contracted general activity (UDA)	3,854
Carry forward general activity (UDA)	0
19/20 Contracted orthodontic activity (UOA)	0
Carry forward orthodontic activity (UOA)	0
Baseline contract value	£108,208.97

ACCESS*

Patients seen in 24 months	Total	Change since previous quarter
Quarter ending September 2018	2,142	
Quarter ending December 2018	2,106	↓
Quarter ending March 2019	2,069	↓
Quarter ending June 2019	2,113	↑
Quarter ending September 2019	2,150	→
Variance since September 2018	0.4%	→



ACTIVITY



Month	Adjusted Scheduled Activity (UDA)	
	2019	2020
April	337	246
May	805	582
June	1,060	865
July	1,504	1,325
August	1,793	1,649
September	2,191	2,033
October	2,522	
November	2,863	
December	3,020	
January	3,388	
February	3,619	
March	3,845	
April	3,985	
May	3,985	
June	3,985	

QUALITY

	Quantity	Base Number	Contract	AT	Region	England
% of FP17s for the same patient ID Re-attending within 3 months - Children	21	381	5.5%	11.1%	12.0%	11.5%
% of FP17s for the same patient ID Re-attending within 3 months - Adults	75	813	9.2%	16.6%	17.2%	15.4%
% of FP17s for the same patient ID Re-attending between 3 & 9 months - Children	201	381	52.8%	45.5%	49.4%	59.7%
% of FP17s for the same patient ID Re-attending between 3 & 9 months - Adults	227	813	27.9%	37.1%	39.2%	51.7%
% of FP17s for Band 1 Urgent Courses	170	1,113	15.3%	11.3%	11.0%	9.2%
% of FP17s Relating to Free Repair or Replacements	0	1,113	0.0%	0.5%	0.5%	0.7%
% of FP17s Relating to Continuations	9	1,113	0.8%	0.7%	0.7%	0.8%
% of Patients satisfied with the dentistry they have received	0	0	N/A	91.5%	90.9%	93.5%
% of Patients satisfied with the time they had to wait for an appointment	0	0	N/A	80.9%	83.7%	87.4%

* This is based on patients treated on this contract for their most recent course of treatment. Figures in italics indicate the base number of FP17s or Patient Questionnaire responses are less than 100. N/A is shown where the base number of responses is less than 10 during the period. % is calculated as Quantity/Base number*100

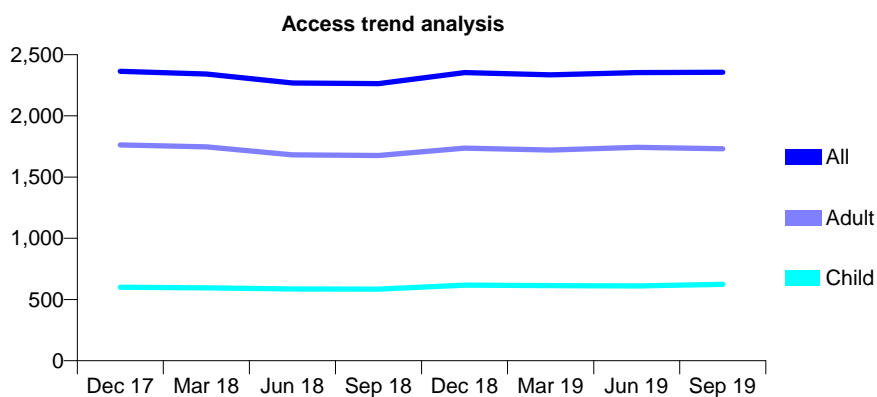
Q61 - Vital Signs At a Glance Contract Report for 869546/0002 - September 2019

Name or company name	Leyton Dental Surgery Partnership
Contract type name	GDS Contract
Purpose of contract	General
Contract start date	01/11/2011
Contract end date	

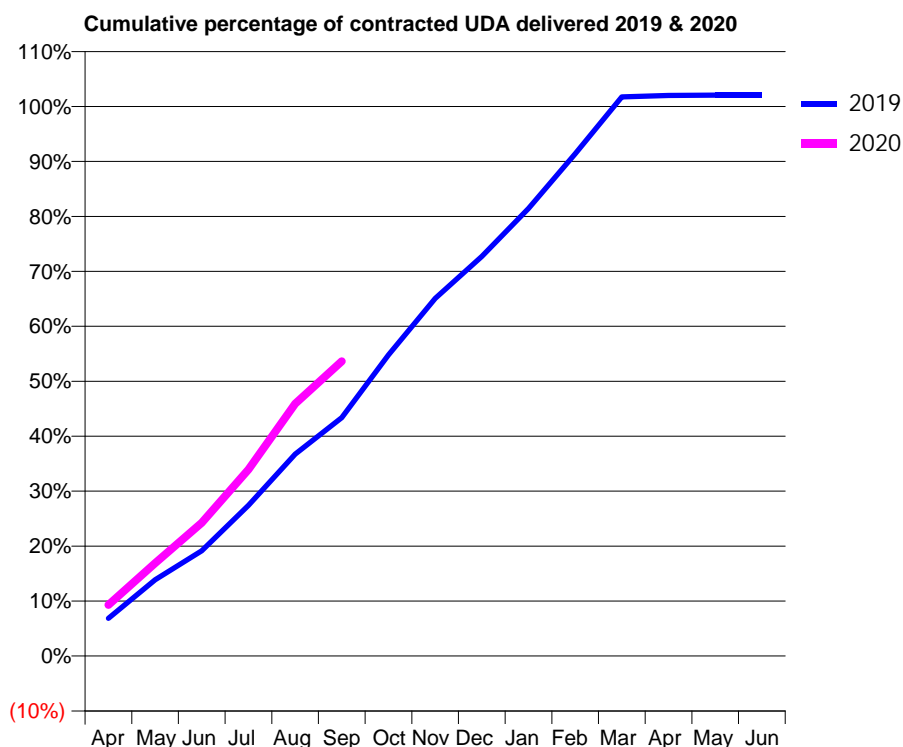
19/20 Contracted general activity (UDA)	6,060
Carry forward general activity (UDA)	-121
19/20 Contracted orthodontic activity (UOA)	0
Carry forward orthodontic activity (UOA)	0
Baseline contract value	£195,350.24

ACCESS*

Patients seen in 24 months	Total	Change since previous quarter
Quarter ending September 2018	2,263	
Quarter ending December 2018	2,354	↑
Quarter ending March 2019	2,335	→
Quarter ending June 2019	2,354	→
Quarter ending September 2019	2,357	→
Variance since September 2018	4.2%	↑



ACTIVITY



Month	Adjusted Scheduled Activity (UDA)	
	2019	2020
April	416	565
May	842	1,025
June	1,162	1,470
July	1,661	2,057
August	2,227	2,782
September	2,629	3,250
October	3,321	
November	3,943	
December	4,406	
January	4,936	
February	5,539	
March	6,166	
April	6,182	
May	6,185	
June	6,185	

QUALITY

	Quantity	Base Number	Contract	AT	Region	England
% of FP17s for the same patient ID Re-attending within 3 months - Children	26	362	7.2%	11.1%	12.0%	11.5%
% of FP17s for the same patient ID Re-attending within 3 months - Adults	130	871	14.9%	16.6%	17.2%	15.4%
% of FP17s for the same patient ID Re-attending between 3 & 9 months - Children	146	362	40.3%	45.5%	49.4%	59.7%
% of FP17s for the same patient ID Re-attending between 3 & 9 months - Adults	252	871	28.9%	37.1%	39.2%	51.7%
% of FP17s for Band 1 Urgent Courses	191	1,219	15.7%	11.3%	11.0%	9.2%
% of FP17s Relating to Free Repair or Replacements	27	1,219	2.2%	0.5%	0.5%	0.7%
% of FP17s Relating to Continuations	5	1,219	0.4%	0.7%	0.7%	0.8%
% of Patients satisfied with the dentistry they have received	0	0	N/A	91.5%	90.9%	93.5%
% of Patients satisfied with the time they had to wait for an appointment	0	0	N/A	80.9%	83.7%	87.4%

* This is based on patients treated on this contract for their most recent course of treatment. Figures in italics indicate the base number of FP17s or Patient Questionnaire responses are less than 100. N/A is shown where the base number of responses is less than 10 during the period. % is calculated as Quantity/Base number*100

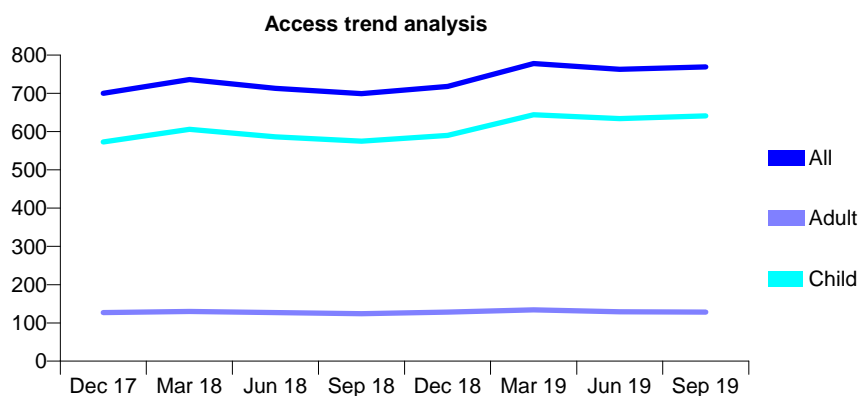
Q61 - Vital Signs At a Glance Contract Report for 881937/0001 - September 2019

Name or company name	MR A ADAMS
Contract type name	GDS Contract
Purpose of contract	General
Contract start date	01/04/2006
Contract end date	

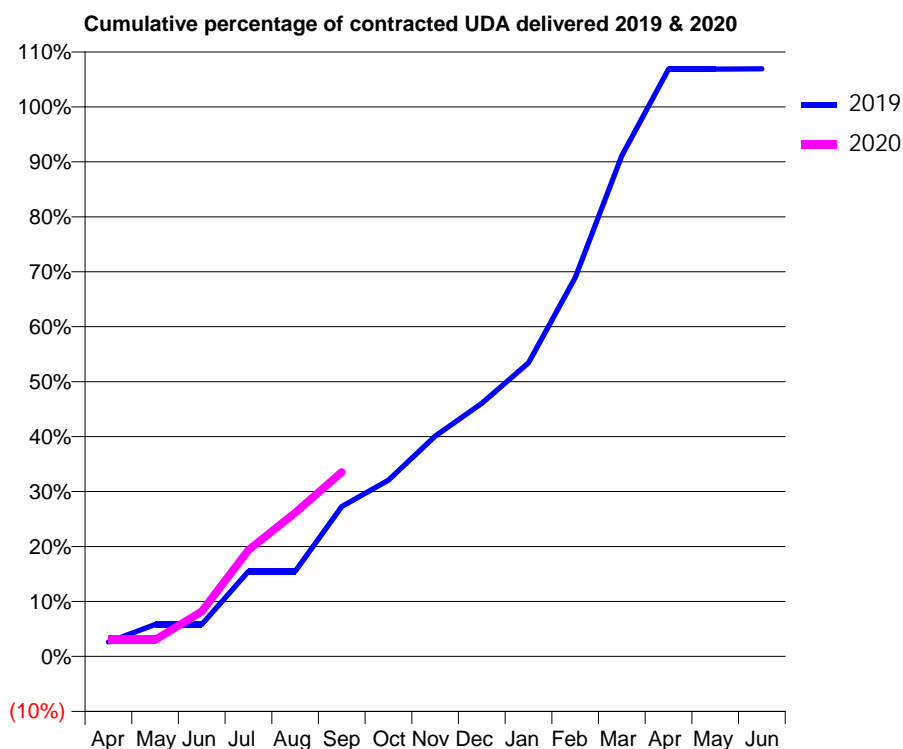
19/20 Contracted general activity (UDA)	1,400
Carry forward general activity (UDA)	-28
19/20 Contracted orthodontic activity (UOA)	0
Carry forward orthodontic activity (UOA)	0
Baseline contract value	£33,275.54

ACCESS*

Patients seen in 24 months	Total	Change since previous quarter
Quarter ending September 2018	699	
Quarter ending December 2018	718	↑
Quarter ending March 2019	778	↑
Quarter ending June 2019	763	↓
Quarter ending September 2019	769	→
Variance since September 2018	10.0%	↑



ACTIVITY



Month	Adjusted Scheduled Activity (UDA)	
	2019	2020
April	37	42
May	81	42
June	81	114
July	217	271
August	217	366
September	382	469
October	449	
November	561	
December	645	
January	748	
February	965	
March	1,276	
April	1,496	
May	1,496	
June	1,497	

QUALITY

	Quantity	Base Number	Contract	AT	Region	England
% of FP17s for the same patient ID Re-attending within 3 months - Children	30	416	7.2%	11.1%	12.0%	11.5%
% of FP17s for the same patient ID Re-attending within 3 months - Adults	2	56	3.6%	16.6%	17.2%	15.4%
% of FP17s for the same patient ID Re-attending between 3 & 9 months - Children	282	416	67.8%	45.5%	49.4%	59.7%
% of FP17s for the same patient ID Re-attending between 3 & 9 months - Adults	25	56	44.6%	37.1%	39.2%	51.7%
% of FP17s for Band 1 Urgent Courses	13	341	3.8%	11.3%	11.0%	9.2%
% of FP17s Relating to Free Repair or Replacements	0	341	0.0%	0.5%	0.5%	0.7%
% of FP17s Relating to Continuations	0	341	0.0%	0.7%	0.7%	0.8%
% of Patients satisfied with the dentistry they have received	0	0	N/A	91.5%	90.9%	93.5%
% of Patients satisfied with the time they had to wait for an appointment	0	0	N/A	80.9%	83.7%	87.4%

* This is based on patients treated on this contract for their most recent course of treatment. Figures in italics indicate the base number of FP17s or Patient Questionnaire responses are less than 100. N/A is shown where the base number of responses is less than 10 during the period. % is calculated as Quantity/Base number*100

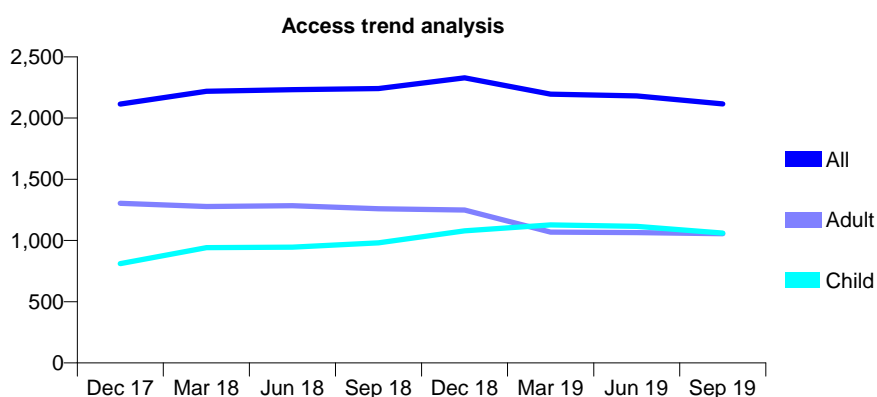
Q61 - Vital Signs At a Glance Contract Report for 894206/0001 - September 2019

Name or company name	MRS SC ROY
Contract type name	GDS Contract
Purpose of contract	General
Contract start date	01/07/2013
Contract end date	

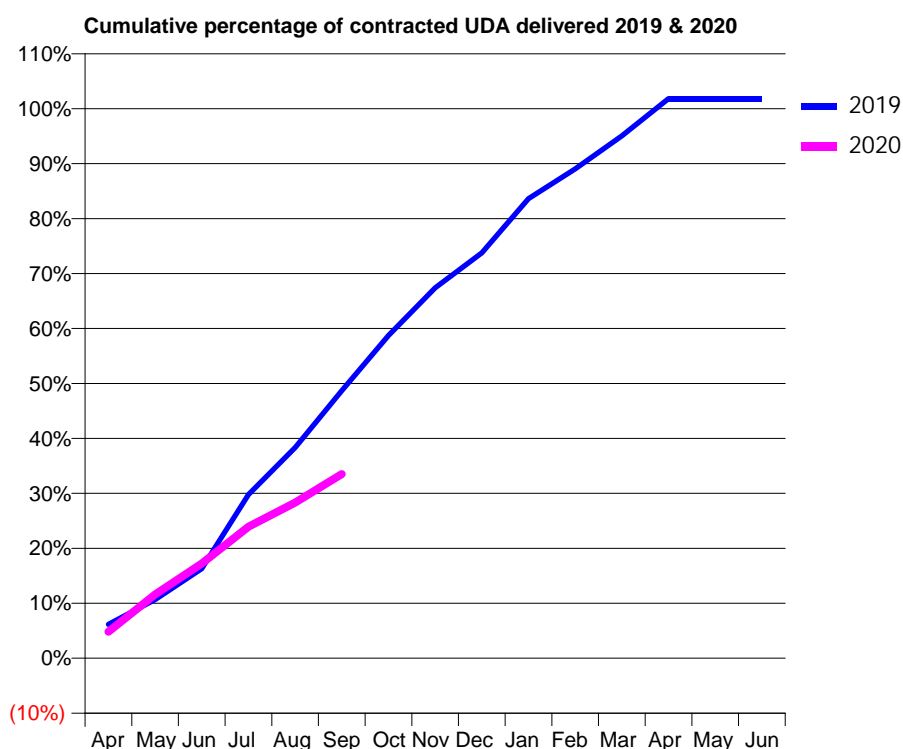
19/20 Contracted general activity (UDA)	4,858
Carry forward general activity (UDA)	-89
19/20 Contracted orthodontic activity (UOA)	0
Carry forward orthodontic activity (UOA)	0
Baseline contract value	£173,903.91

ACCESS*

Patients seen in 24 months	Total	Change since previous quarter
Quarter ending September 2018	2,241	
Quarter ending December 2018	2,328	↑
Quarter ending March 2019	2,196	↓
Quarter ending June 2019	2,181	→
Quarter ending September 2019	2,116	↓
Variance since September 2018	(5.6%)	↓



ACTIVITY



Month	2019	2020
April	298	234
May	519	564
June	792	838
July	1,447	1,163
August	1,862	1,376
September	2,364	1,628
October	2,853	
November	3,274	
December	3,583	
January	4,063	
February	4,326	
March	4,617	
April	4,947	
May	4,947	
June	4,947	

QUALITY

	Quantity	Base Number	Contract	AT	Region	England
% of FP17s for the same patient ID Re-attending within 3 months - Children	18	484	3.7%	11.1%	12.0%	11.5%
% of FP17s for the same patient ID Re-attending within 3 months - Adults	58	430	13.5%	16.6%	17.2%	15.4%
% of FP17s for the same patient ID Re-attending between 3 & 9 months - Children	172	484	35.5%	45.5%	49.4%	59.7%
% of FP17s for the same patient ID Re-attending between 3 & 9 months - Adults	135	430	31.4%	37.1%	39.2%	51.7%
% of FP17s for Band 1 Urgent Courses	93	707	13.2%	11.3%	11.0%	9.2%
% of FP17s Relating to Free Repair or Replacements	0	707	0.0%	0.5%	0.5%	0.7%
% of FP17s Relating to Continuations	0	707	0.0%	0.7%	0.7%	0.8%
% of Patients satisfied with the dentistry they have received	0	0	N/A	91.5%	90.9%	93.5%
% of Patients satisfied with the time they had to wait for an appointment	0	0	N/A	80.9%	83.7%	87.4%

* This is based on patients treated on this contract for their most recent course of treatment.

Figures in italics indicate the base number of FP17s or Patient Questionnaire responses are less than 100. N/A is shown where the base number of responses is less than 10 during the period. % is calculated as Quantity/Base number*100

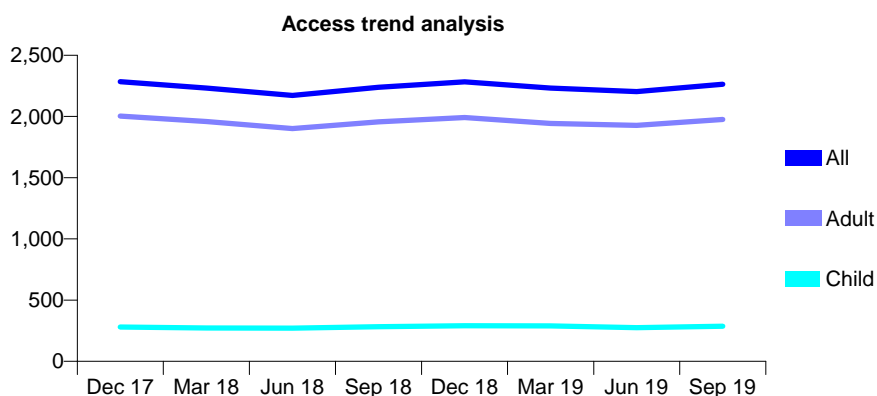
Q61 - Vital Signs At a Glance Contract Report for 904562/0001 - September 2019

Name or company name	R Patel and Partners
Contract type name	GDS Contract
Purpose of contract	General
Contract start date	01/04/2006
Contract end date	

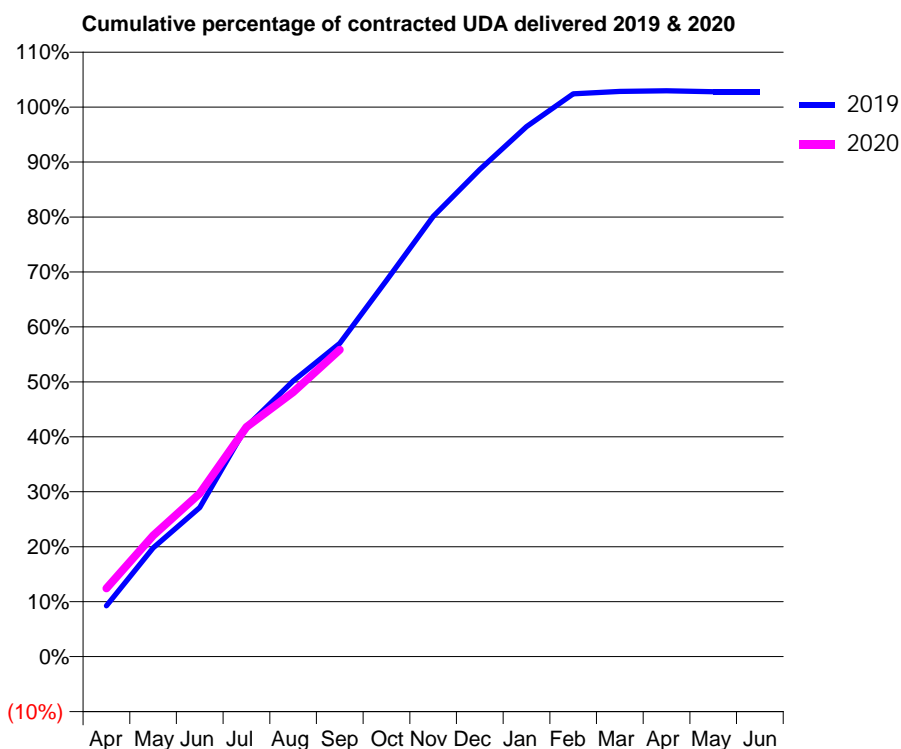
19/20 Contracted general activity (UDA)	7,614
Carry forward general activity (UDA)	-152
19/20 Contracted orthodontic activity (UOA)	0
Carry forward orthodontic activity (UOA)	0
Baseline contract value	£365,590.27

ACCESS*

Patients seen in 24 months	Total	Change since previous quarter
Quarter ending September 2018	2,239	
Quarter ending December 2018	2,283	→
Quarter ending March 2019	2,232	↓
Quarter ending June 2019	2,203	↓
Quarter ending September 2019	2,263	↑
Variance since September 2018	1.1%	→



ACTIVITY



Month	Adjusted Scheduled Activity (UDA)	
	2019	2020
April	705	945
May	1,508	1,676
June	2,064	2,260
July	3,184	3,181
August	3,819	3,664
September	4,341	4,252
October	5,211	
November	6,099	
December	6,749	
January	7,342	
February	7,799	
March	7,832	
April	7,838	
May	7,826	
June	7,826	

QUALITY

	Quantity	Base Number	Contract	AT	Region	England
% of FP17s for the same patient ID Re-attending within 3 months - Children	2	177	1.1%	11.1%	12.0%	11.5%
% of FP17s for the same patient ID Re-attending within 3 months - Adults	193	1,357	14.2%	16.6%	17.2%	15.4%
% of FP17s for the same patient ID Re-attending between 3 & 9 months - Children	76	177	42.9%	45.5%	49.4%	59.7%
% of FP17s for the same patient ID Re-attending between 3 & 9 months - Adults	639	1,357	47.1%	37.1%	39.2%	51.7%
% of FP17s for Band 1 Urgent Courses	79	1,528	5.2%	11.3%	11.0%	9.2%
% of FP17s Relating to Free Repair or Replacements	0	1,528	0.0%	0.5%	0.5%	0.7%
% of FP17s Relating to Continuations	0	1,528	0.0%	0.7%	0.7%	0.8%
% of Patients satisfied with the dentistry they have received	2	2	N/A	91.5%	90.9%	93.5%
% of Patients satisfied with the time they had to wait for an appointment	2	2	N/A	80.9%	83.7%	87.4%

* This is based on patients treated on this contract for their most recent course of treatment. Figures in italics indicate the base number of FP17s or Patient Questionnaire responses are less than 100. N/A is shown where the base number of responses is less than 10 during the period. % is calculated as Quantity/Base number*100

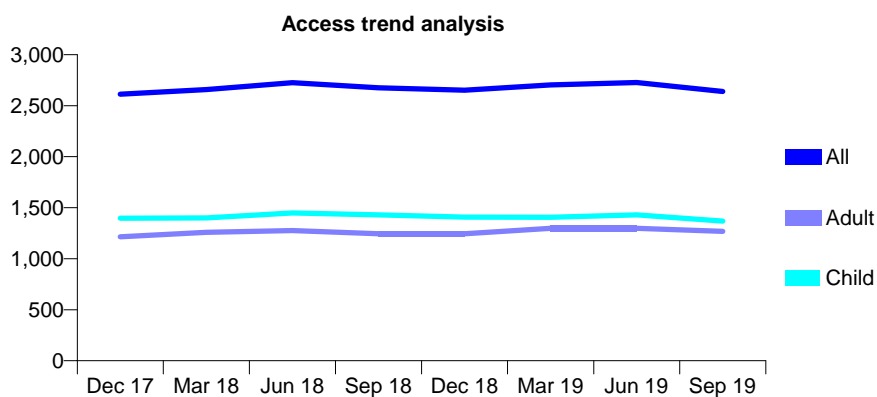
Q61 - Vital Signs At a Glance Contract Report for 905348/0003 - September 2019

Name or company name	MR HJ KANDLER
Contract type name	GDS Contract
Purpose of contract	General
Contract start date	01/04/2006
Contract end date	

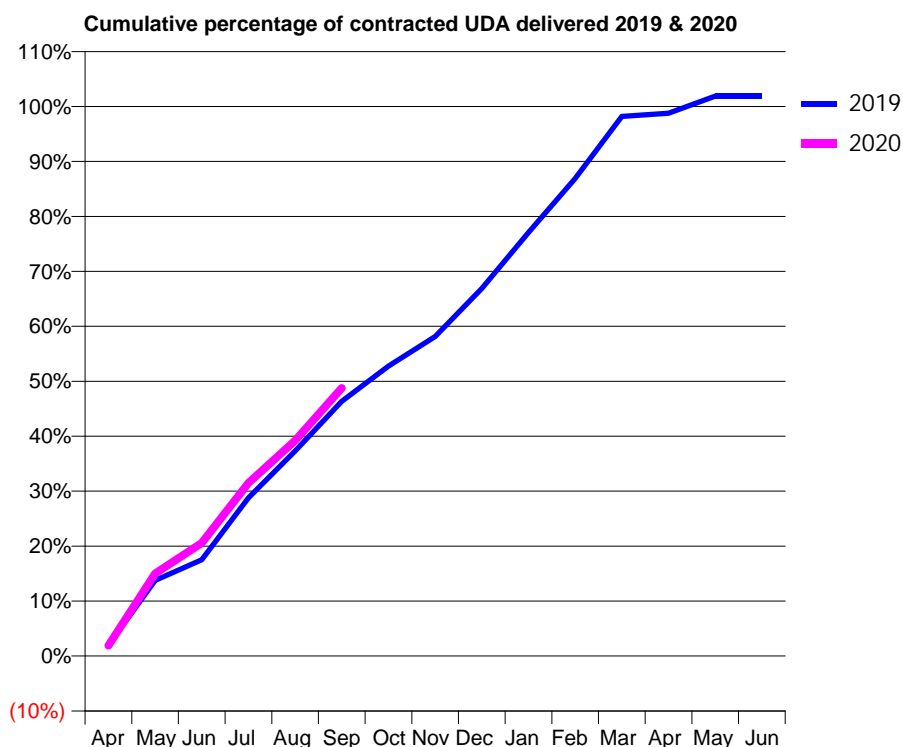
19/20 Contracted general activity (UDA)	5,023
Carry forward general activity (UDA)	-94
19/20 Contracted orthodontic activity (UOA)	0
Carry forward orthodontic activity (UOA)	0
Baseline contract value	£123,345.23

ACCESS*

Patients seen in 24 months	Total	Change since previous quarter
Quarter ending September 2018	2,675	
Quarter ending December 2018	2,652	→
Quarter ending March 2019	2,704	→
Quarter ending June 2019	2,727	→
Quarter ending September 2019	2,638	↓
Variance since September 2018	(1.4%)	↓



ACTIVITY



Month	Adjusted Scheduled Activity (UDA)	
	2019	2020
April	100	96
May	692	753
June	879	1,034
July	1,446	1,583
August	1,875	1,969
September	2,328	2,450
October	2,650	
November	2,920	
December	3,359	
January	3,872	
February	4,365	
March	4,932	
April	4,961	
May	5,117	
June	5,117	

QUALITY

	Quantity	Base Number	Contract	AT	Region	England
% of FP17s for the same patient ID Re-attending within 3 months - Children	71	826	8.6%	11.1%	12.0%	11.5%
% of FP17s for the same patient ID Re-attending within 3 months - Adults	126	660	19.1%	16.6%	17.2%	15.4%
% of FP17s for the same patient ID Re-attending between 3 & 9 months - Children	414	826	50.1%	45.5%	49.4%	59.7%
% of FP17s for the same patient ID Re-attending between 3 & 9 months - Adults	233	660	35.3%	37.1%	39.2%	51.7%
% of FP17s for Band 1 Urgent Courses	179	1,395	12.8%	11.3%	11.0%	9.2%
% of FP17s Relating to Free Repair or Replacements	7	1,395	0.5%	0.5%	0.5%	0.7%
% of FP17s Relating to Continuations	4	1,395	0.3%	0.7%	0.7%	0.8%
% of Patients satisfied with the dentistry they have received	0	0	N/A	91.5%	90.9%	93.5%
% of Patients satisfied with the time they had to wait for an appointment	0	0	N/A	80.9%	83.7%	87.4%

* This is based on patients treated on this contract for their most recent course of treatment. Figures in italics indicate the base number of FP17s or Patient Questionnaire responses are less than 100. N/A is shown where the base number of responses is less than 10 during the period. % is calculated as Quantity/Base number*100

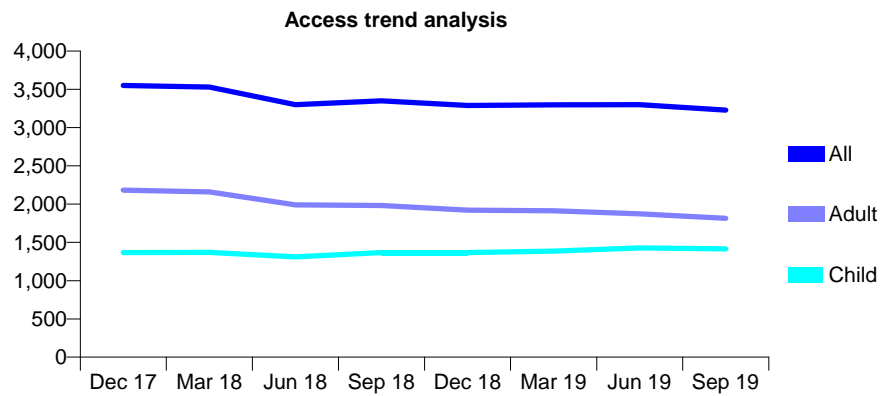
Q61 - Vital Signs At a Glance Contract Report for 906107/0001 - September 2019

Name or company name	MR HF KAPADIA
Contract type name	GDS Contract
Purpose of contract	General
Contract start date	01/04/2006
Contract end date	

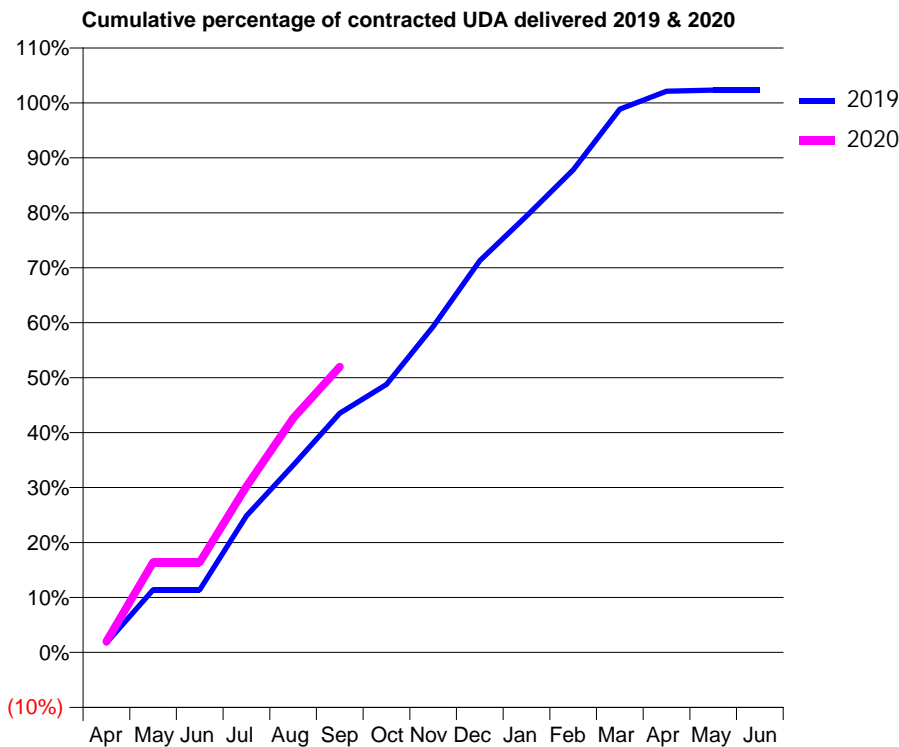
19/20 Contracted general activity (UDA)	8,012
Carry forward general activity (UDA)	-160
19/20 Contracted orthodontic activity (UOA)	0
Carry forward orthodontic activity (UOA)	0
Baseline contract value	£250,864.23

ACCESS*

Patients seen in 24 months	Total	Change since previous quarter
Quarter ending September 2018	3,349	
Quarter ending December 2018	3,289	↓
Quarter ending March 2019	3,297	→
Quarter ending June 2019	3,300	→
Quarter ending September 2019	3,229	↓
Variance since September 2018	(3.6%)	↓



ACTIVITY



Month	2019	2020
April	139	160
May	914	1,315
June	914	1,315
July	1,992	2,422
August	2,729	3,414
September	3,488	4,163
October	3,906	
November	4,750	
December	5,711	
January	6,361	
February	7,036	
March	7,920	
April	8,181	
May	8,197	
June	8,197	

QUALITY

	Quantity	Base Number	Contract	AT	Region	England
% of FP17s for the same patient ID Re-attending within 3 months - Children	38	879	4.3%	11.1%	12.0%	11.5%
% of FP17s for the same patient ID Re-attending within 3 months - Adults	98	893	11.0%	16.6%	17.2%	15.4%
% of FP17s for the same patient ID Re-attending between 3 & 9 months - Children	427	879	48.6%	45.5%	49.4%	59.7%
% of FP17s for the same patient ID Re-attending between 3 & 9 months - Adults	342	893	38.3%	37.1%	39.2%	51.7%
% of FP17s for Band 1 Urgent Courses	250	1,661	15.1%	11.3%	11.0%	9.2%
% of FP17s Relating to Free Repair or Replacements	0	1,661	0.0%	0.5%	0.5%	0.7%
% of FP17s Relating to Continuations	0	1,661	0.0%	0.7%	0.7%	0.8%
% of Patients satisfied with the dentistry they have received	0	0	N/A	91.5%	90.9%	93.5%
% of Patients satisfied with the time they had to wait for an appointment	0	0	N/A	80.9%	83.7%	87.4%

* This is based on patients treated on this contract for their most recent course of treatment. Figures in italics indicate the base number of FP17s or Patient Questionnaire responses are less than 100. N/A is shown where the base number of responses is less than 10 during the period. % is calculated as Quantity/Base number*100

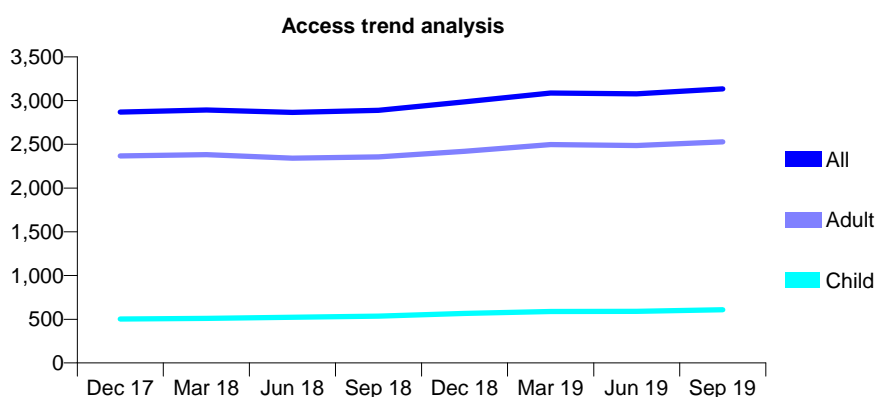
Q61 - Vital Signs At a Glance Contract Report for 906190/0001 - September 2019

Name or company name	MR BM ROSENBLIOM
Contract type name	GDS Contract
Purpose of contract	General
Contract start date	01/04/2006
Contract end date	

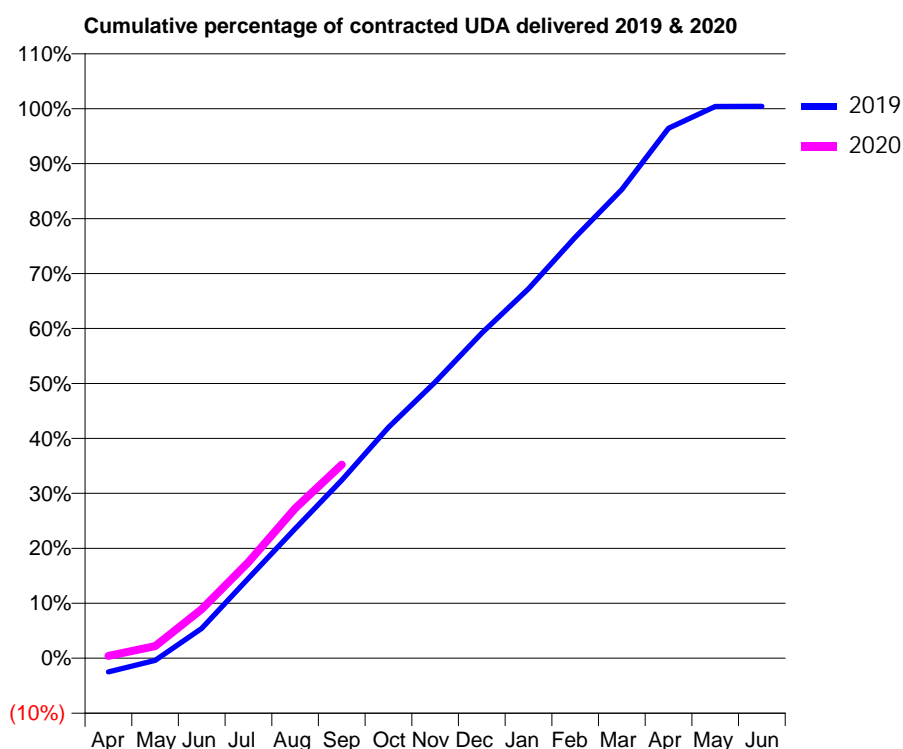
19/20 Contracted general activity (UDA)	7,781
Carry forward general activity (UDA)	-33
19/20 Contracted orthodontic activity (UOA)	0
Carry forward orthodontic activity (UOA)	0
Baseline contract value	£290,454.06

ACCESS*

Patients seen in 24 months	Total	Change since previous quarter
Quarter ending September 2018	2,889	
Quarter ending December 2018	2,986	↑
Quarter ending March 2019	3,086	↑
Quarter ending June 2019	3,077	→
Quarter ending September 2019	3,135	→
Variance since September 2018	8.5%	↑



ACTIVITY



Month	2019	2020
April	-196	33
May	-31	171
June	425	696
July	1,131	1,360
August	1,835	2,124
September	2,522	2,740
October	3,269	
November	3,910	
December	4,605	
January	5,232	
February	5,960	
March	6,637	
April	7,502	
May	7,813	
June	7,814	

QUALITY

	Quantity	Base Number	Contract	AT	Region	England
% of FP17s for the same patient ID Re-attending within 3 months - Children	20	282	7.1%	11.1%	12.0%	11.5%
% of FP17s for the same patient ID Re-attending within 3 months - Adults	198	1,324	15.0%	16.6%	17.2%	15.4%
% of FP17s for the same patient ID Re-attending between 3 & 9 months - Children	57	282	20.2%	45.5%	49.4%	59.7%
% of FP17s for the same patient ID Re-attending between 3 & 9 months - Adults	373	1,324	28.2%	37.1%	39.2%	51.7%
% of FP17s for Band 1 Urgent Courses	51	1,158	4.4%	11.3%	11.0%	9.2%
% of FP17s Relating to Free Repair or Replacements	16	1,158	1.4%	0.5%	0.5%	0.7%
% of FP17s Relating to Continuations	80	1,158	6.9%	0.7%	0.7%	0.8%
% of Patients satisfied with the dentistry they have received	0	0	N/A	91.5%	90.9%	93.5%
% of Patients satisfied with the time they had to wait for an appointment	0	0	N/A	80.9%	83.7%	87.4%

* This is based on patients treated on this contract for their most recent course of treatment.

Figures in italics indicate the base number of FP17s or Patient Questionnaire responses are less than 100. N/A is shown where the base number of responses is less than 10 during the period. % is calculated as Quantity/Base number*100

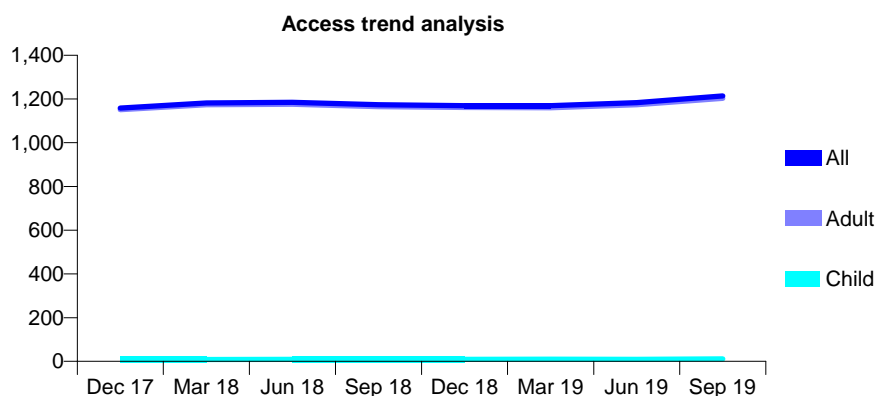
Q61 - Vital Signs At a Glance Contract Report for 906352/0001 - September 2019

Name or company name	MR HS REEL
Contract type name	GDS Contract
Purpose of contract	General
Contract start date	01/04/2006
Contract end date	

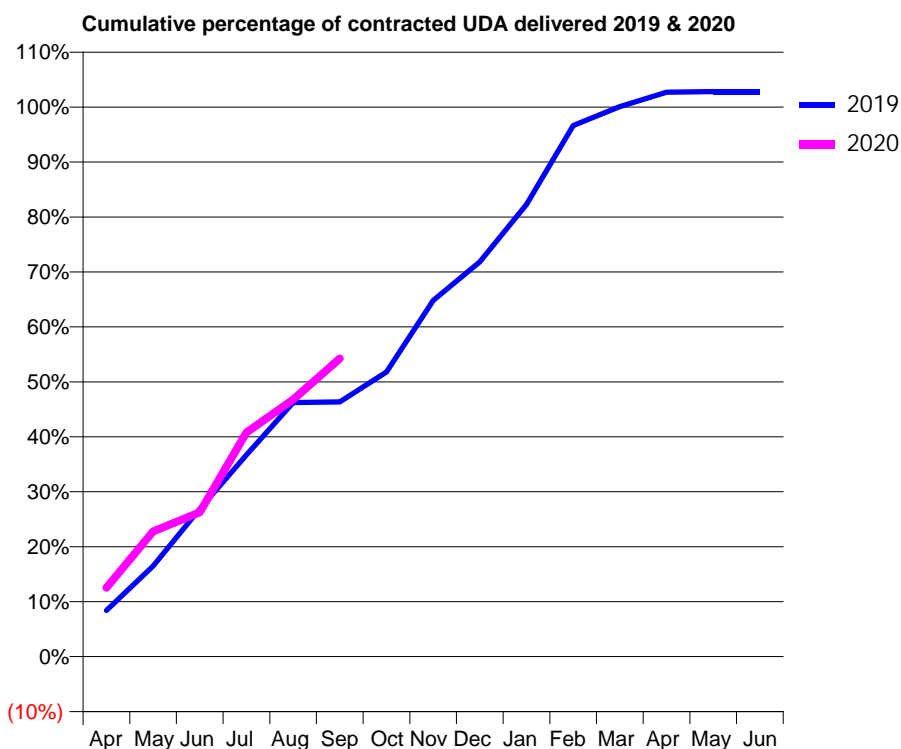
19/20 Contracted general activity (UDA)	5,297
Carry forward general activity (UDA)	-105
19/20 Contracted orthodontic activity (UOA)	0
Carry forward orthodontic activity (UOA)	0
Baseline contract value	£192,722.13

ACCESS*

Patients seen in 24 months	Total	Change since previous quarter
Quarter ending September 2018	1,174	
Quarter ending December 2018	1,170	→
Quarter ending March 2019	1,170	→
Quarter ending June 2019	1,183	→
Quarter ending September 2019	1,214	↑
Variance since September 2018	3.4%	↑



ACTIVITY



Month	Adjusted Scheduled Activity (UDA)	
	2019	2020
April	445	664
May	874	1,208
June	1,424	1,391
July	1,944	2,161
August	2,450	2,478
September	2,456	2,874
October	2,743	
November	3,433	
December	3,804	
January	4,359	
February	5,119	
March	5,300	
April	5,441	
May	5,445	
June	5,445	

QUALITY

	Quantity	Base Number	Contract	AT	Region	England
% of FP17s for the same patient ID Re-attending within 3 months - Children	1	10	10.0%	11.1%	12.0%	11.5%
% of FP17s for the same patient ID Re-attending within 3 months - Adults	119	628	18.9%	16.6%	17.2%	15.4%
% of FP17s for the same patient ID Re-attending between 3 & 9 months - Children	0	10	0.0%	45.5%	49.4%	59.7%
% of FP17s for the same patient ID Re-attending between 3 & 9 months - Adults	125	628	19.9%	37.1%	39.2%	51.7%
% of FP17s for Band 1 Urgent Courses	114	574	19.9%	11.3%	11.0%	9.2%
% of FP17s Relating to Free Repair or Replacements	0	574	0.0%	0.5%	0.5%	0.7%
% of FP17s Relating to Continuations	4	574	0.7%	0.7%	0.7%	0.8%
% of Patients satisfied with the dentistry they have received	0	0	N/A	91.5%	90.9%	93.5%
% of Patients satisfied with the time they had to wait for an appointment	0	0	N/A	80.9%	83.7%	87.4%

* This is based on patients treated on this contract for their most recent course of treatment. Figures in italics indicate the base number of FP17s or Patient Questionnaire responses are less than 100. N/A is shown where the base number of responses is less than 10 during the period. % is calculated as Quantity/Base number*100

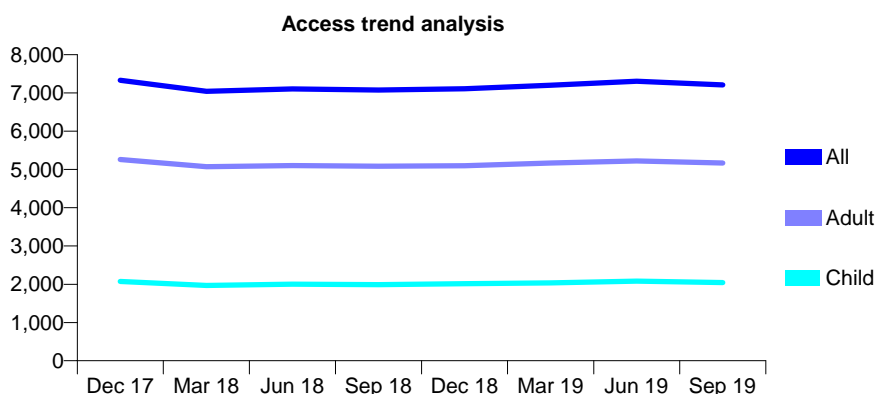
Q61 - Vital Signs At a Glance Contract Report for 907553/0001 - September 2019

Name or company name	MR AS SHAH
Contract type name	GDS Contract
Purpose of contract	General
Contract start date	01/04/2006
Contract end date	

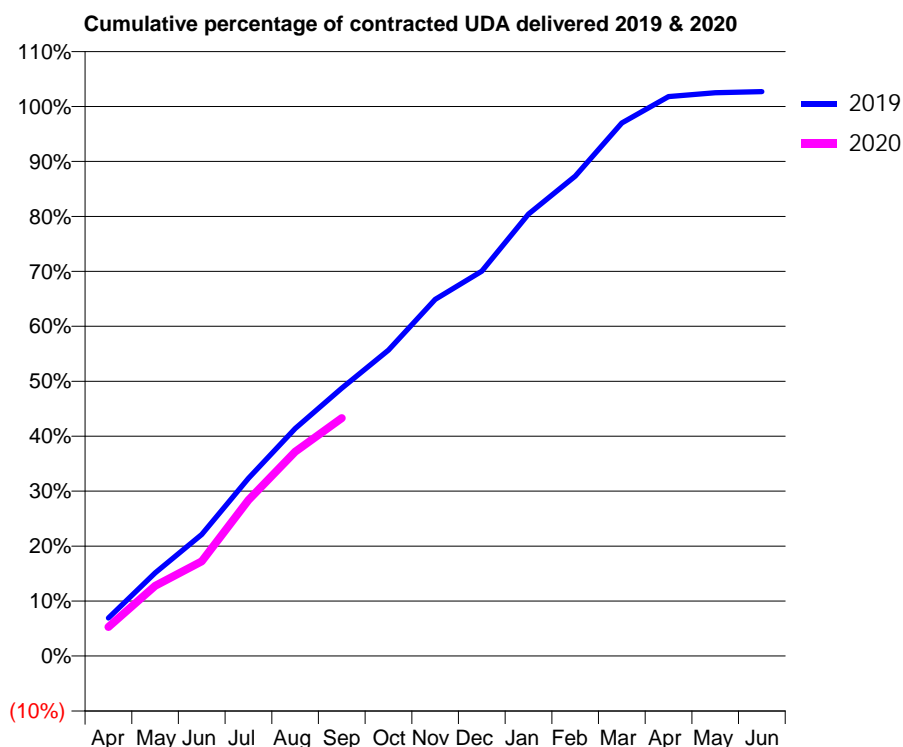
19/20 Contracted general activity (UDA)	21,077
Carry forward general activity (UDA)	-421
19/20 Contracted orthodontic activity (UOA)	0
Carry forward orthodontic activity (UOA)	0
Baseline contract value	£773,532.27

ACCESS*

Patients seen in 24 months	Total	Change since previous quarter
Quarter ending September 2018	7,075	
Quarter ending December 2018	7,110	→
Quarter ending March 2019	7,200	→
Quarter ending June 2019	7,304	→
Quarter ending September 2019	7,210	↓
Variance since September 2018	1.9%	→



ACTIVITY



Month	Adjusted Scheduled Activity (UDA)	
	2019	2020
April	1,463	1,112
May	3,191	2,695
June	4,662	3,628
July	6,816	5,983
August	8,729	7,831
September	10,274	9,127
October	11,734	
November	13,679	
December	14,758	
January	16,953	
February	18,406	
March	20,441	
April	21,452	
May	21,601	
June	21,643	

QUALITY

	Quantity	Base Number	Contract	AT	Region	England
% of FP17s for the same patient ID Re-attending within 3 months - Children	96	1,106	8.7%	11.1%	12.0%	11.5%
% of FP17s for the same patient ID Re-attending within 3 months - Adults	385	2,572	15.0%	16.6%	17.2%	15.4%
% of FP17s for the same patient ID Re-attending between 3 & 9 months - Children	288	1,106	26.0%	45.5%	49.4%	59.7%
% of FP17s for the same patient ID Re-attending between 3 & 9 months - Adults	727	2,572	28.3%	37.1%	39.2%	51.7%
% of FP17s for Band 1 Urgent Courses	429	3,294	13.0%	11.3%	11.0%	9.2%
% of FP17s Relating to Free Repair or Replacements	12	3,294	0.4%	0.5%	0.5%	0.7%
% of FP17s Relating to Continuations	18	3,294	0.5%	0.7%	0.7%	0.8%
% of Patients satisfied with the dentistry they have received	3	3	N/A	91.5%	90.9%	93.5%
% of Patients satisfied with the time they had to wait for an appointment	3	3	N/A	80.9%	83.7%	87.4%

* This is based on patients treated on this contract for their most recent course of treatment. Figures in italics indicate the base number of FP17s or Patient Questionnaire responses are less than 100. N/A is shown where the base number of responses is less than 10 during the period. % is calculated as Quantity/Base number*100

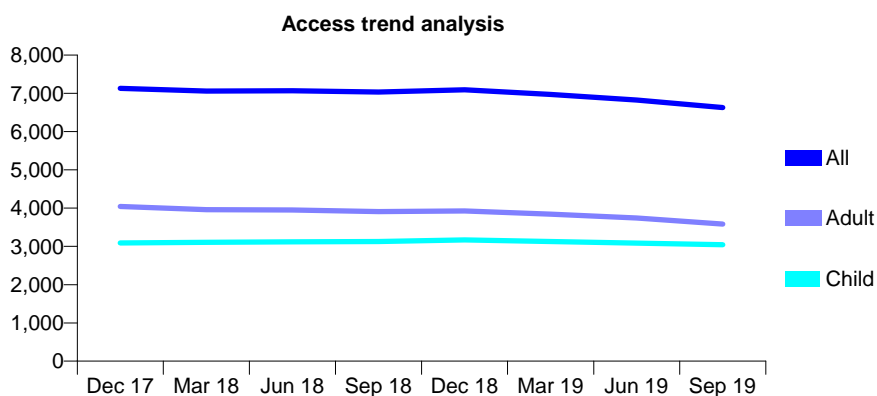
Q61 - Vital Signs At a Glance Contract Report for 907901/0007 - September 2019

Name or company name	MR GK MALHOTRA
Contract type name	GDS Contract
Purpose of contract	General
Contract start date	01/04/2006
Contract end date	

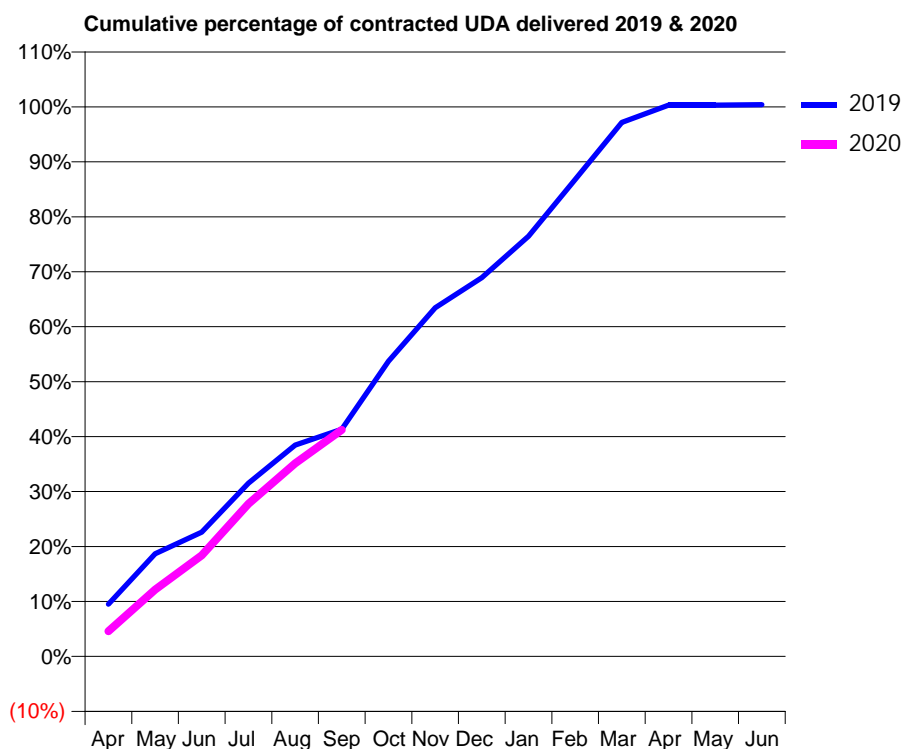
19/20 Contracted general activity (UDA)	18,691
Carry forward general activity (UDA)	-75
19/20 Contracted orthodontic activity (UOA)	0
Carry forward orthodontic activity (UOA)	0
Baseline contract value	£555,546.31

ACCESS*

Patients seen in 24 months	Total	Change since previous quarter
Quarter ending September 2018	7,033	
Quarter ending December 2018	7,092	→
Quarter ending March 2019	6,970	↓
Quarter ending June 2019	6,824	↓
Quarter ending September 2019	6,627	↓
Variance since September 2018	(5.8%)	↓



ACTIVITY



Adjusted Scheduled Activity (UDA)		
Month	2019	2020
April	1,776	861
May	3,493	2,273
June	4,228	3,440
July	5,896	5,193
August	7,186	6,566
September	7,728	7,704
October	10,038	
November	11,858	
December	12,881	
January	14,290	
February	16,221	
March	18,162	
April	18,749	
May	18,748	
June	18,766	

QUALITY

	Quantity	Base Number	Contract	AT	Region	England
% of FP17s for the same patient ID Re-attending within 3 months - Children	84	1,519	5.5%	11.1%	12.0%	11.5%
% of FP17s for the same patient ID Re-attending within 3 months - Adults	127	1,559	8.1%	16.6%	17.2%	15.4%
% of FP17s for the same patient ID Re-attending between 3 & 9 months - Children	517	1,519	34.0%	45.5%	49.4%	59.7%
% of FP17s for the same patient ID Re-attending between 3 & 9 months - Adults	455	1,559	29.2%	37.1%	39.2%	51.7%
% of FP17s for Band 1 Urgent Courses	124	2,867	4.3%	11.3%	11.0%	9.2%
% of FP17s Relating to Free Repair or Replacements	12	2,867	0.4%	0.5%	0.5%	0.7%
% of FP17s Relating to Continuations	18	2,867	0.6%	0.7%	0.7%	0.8%
% of Patients satisfied with the dentistry they have received	1	1	N/A	91.5%	90.9%	93.5%
% of Patients satisfied with the time they had to wait for an appointment	1	1	N/A	80.9%	83.7%	87.4%

* This is based on patients treated on this contract for their most recent course of treatment. Figures in italics indicate the base number of FP17s or Patient Questionnaire responses are less than 100. N/A is shown where the base number of responses is less than 10 during the period. % is calculated as Quantity/Base number*100

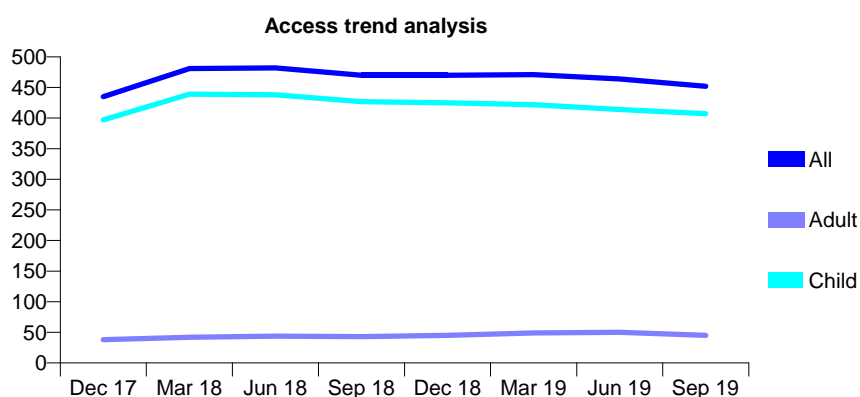
Q61 - Vital Signs At a Glance Contract Report for 910716/0001 - September 2019

Name or company name	MR JS BLISS
Contract type name	GDS Contract
Purpose of contract	General
Contract start date	01/04/2006
Contract end date	

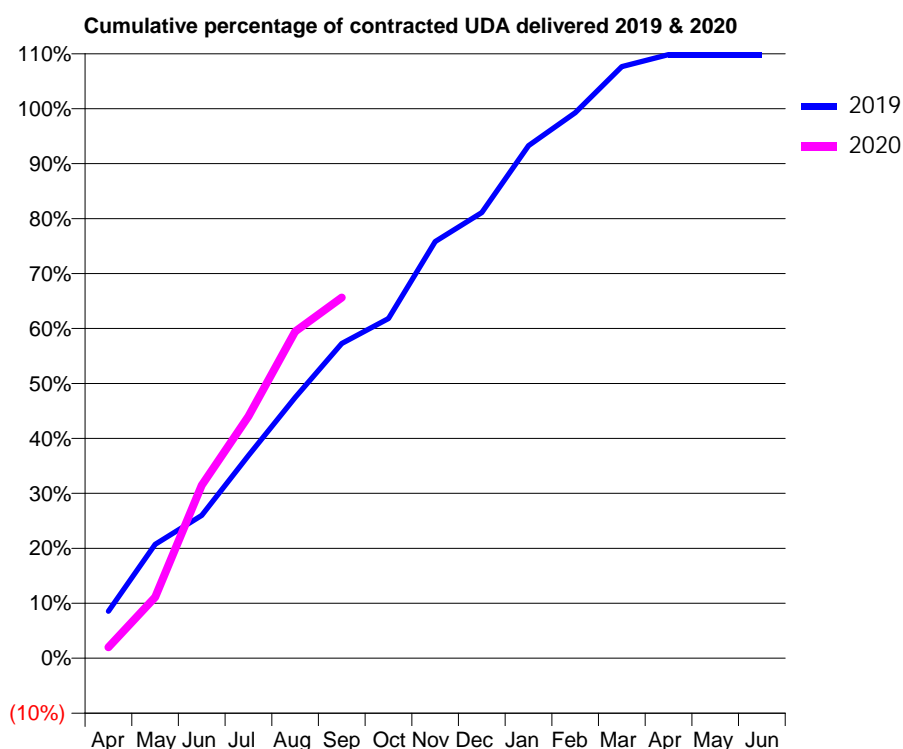
19/20 Contracted general activity (UDA)	550
Carry forward general activity (UDA)	-11
19/20 Contracted orthodontic activity (UOA)	0
Carry forward orthodontic activity (UOA)	0
Baseline contract value	£13,811.17

ACCESS*

Patients seen in 24 months	Total	Change since previous quarter
Quarter ending September 2018	470	
Quarter ending December 2018	470	→
Quarter ending March 2019	471	→
Quarter ending June 2019	464	↓
Quarter ending September 2019	452	↓
Variance since September 2018	(3.8%)	↓



ACTIVITY



Month	Adjusted Scheduled Activity (UDA)	
	2019	2020
April	47	11
May	114	61
June	143	173
July	203	242
August	261	327
September	315	361
October	340	
November	417	
December	446	
January	513	
February	546	
March	592	
April	604	
May	604	
June	604	

QUALITY

	Quantity	Base Number	Contract	AT	Region	England
% of FP17s for the same patient ID Re-attending within 3 months - Children	10	257	3.9%	11.1%	12.0%	11.5%
% of FP17s for the same patient ID Re-attending within 3 months - Adults	0	4	0.0%	16.6%	17.2%	15.4%
% of FP17s for the same patient ID Re-attending between 3 & 9 months - Children	68	257	26.5%	45.5%	49.4%	59.7%
% of FP17s for the same patient ID Re-attending between 3 & 9 months - Adults	1	4	25.0%	37.1%	39.2%	51.7%
% of FP17s for Band 1 Urgent Courses	0	252	0.0%	11.3%	11.0%	9.2%
% of FP17s Relating to Free Repair or Replacements	0	252	0.0%	0.5%	0.5%	0.7%
% of FP17s Relating to Continuations	0	252	0.0%	0.7%	0.7%	0.8%
% of Patients satisfied with the dentistry they have received	0	0	N/A	91.5%	90.9%	93.5%
% of Patients satisfied with the time they had to wait for an appointment	0	0	N/A	80.9%	83.7%	87.4%

* This is based on patients treated on this contract for their most recent course of treatment.

Figures in italics indicate the base number of FP17s or Patient Questionnaire responses are less than 100. N/A is shown where the base number of responses is less than 10 during the period. % is calculated as Quantity/Base number*100

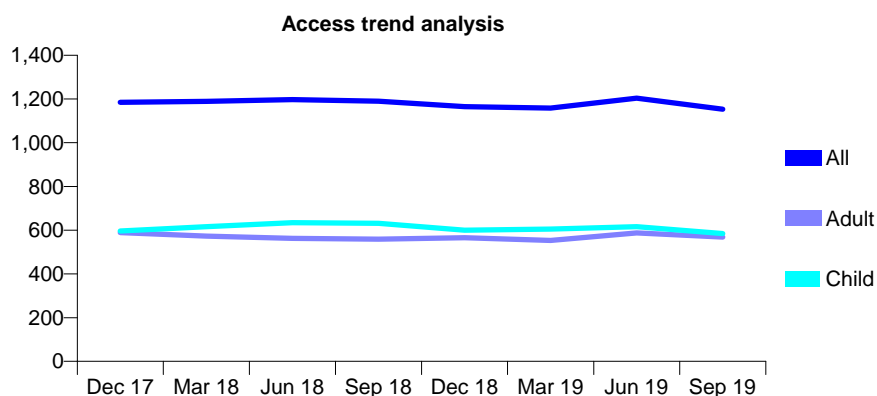
Q61 - Vital Signs At a Glance Contract Report for 912085/0001 - September 2019

Name or company name	MR MP BASS
Contract type name	GDS Contract
Purpose of contract	General
Contract start date	01/04/2006
Contract end date	

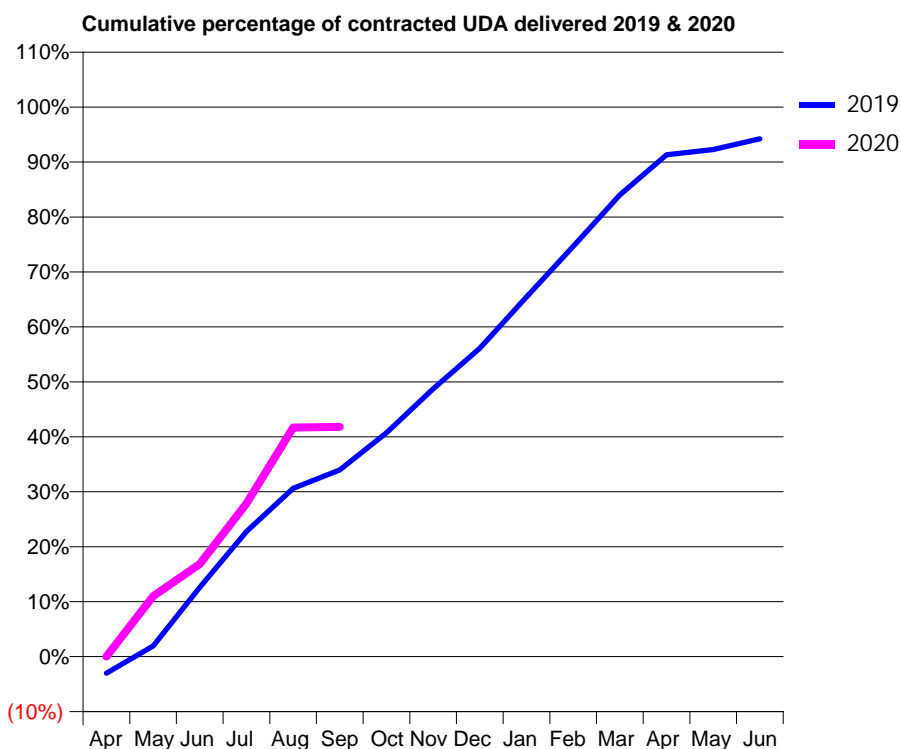
19/20 Contracted general activity (UDA)	2,738
Carry forward general activity (UDA)	0
19/20 Contracted orthodontic activity (UOA)	0
Carry forward orthodontic activity (UOA)	0
Baseline contract value	£61,586.67

ACCESS*

Patients seen in 24 months	Total	Change since previous quarter
Quarter ending September 2018	1,190	
Quarter ending December 2018	1,165	↓
Quarter ending March 2019	1,158	→
Quarter ending June 2019	1,204	↑
Quarter ending September 2019	1,153	↓
Variance since September 2018	(3.1%)	↓



ACTIVITY



Month	Adjusted Scheduled Activity (UDA)	
	2019	2020
April	-83	0
May	53	302
June	345	461
July	624	763
August	839	1,141
September	930	1,144
October	1,115	
November	1,335	
December	1,537	
January	1,793	
February	2,044	
March	2,300	
April	2,500	
May	2,527	
June	2,580	

QUALITY

	Quantity	Base Number	Contract	AT	Region	England
% of FP17s for the same patient ID Re-attending within 3 months - Children	52	375	13.9%	11.1%	12.0%	11.5%
% of FP17s for the same patient ID Re-attending within 3 months - Adults	63	320	19.7%	16.6%	17.2%	15.4%
% of FP17s for the same patient ID Re-attending between 3 & 9 months - Children	162	375	43.2%	45.5%	49.4%	59.7%
% of FP17s for the same patient ID Re-attending between 3 & 9 months - Adults	110	320	34.4%	37.1%	39.2%	51.7%
% of FP17s for Band 1 Urgent Courses	27	561	4.8%	11.3%	11.0%	9.2%
% of FP17s Relating to Free Repair or Replacements	18	561	3.2%	0.5%	0.5%	0.7%
% of FP17s Relating to Continuations	2	561	0.4%	0.7%	0.7%	0.8%
% of Patients satisfied with the dentistry they have received	0	0	N/A	91.5%	90.9%	93.5%
% of Patients satisfied with the time they had to wait for an appointment	0	0	N/A	80.9%	83.7%	87.4%

* This is based on patients treated on this contract for their most recent course of treatment. Figures in italics indicate the base number of FP17s or Patient Questionnaire responses are less than 100. N/A is shown where the base number of responses is less than 10 during the period. % is calculated as Quantity/Base number*100

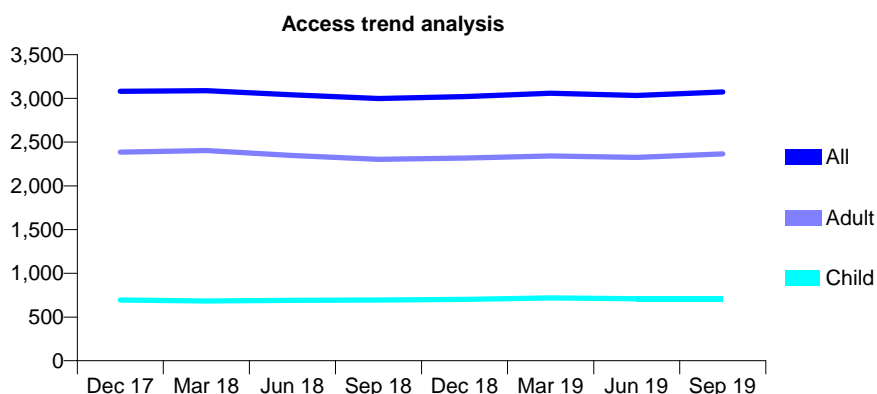
Q61 - Vital Signs At a Glance Contract Report for 912468/0001 - September 2019

Name or company name	MR KN FALEKKOS
Contract type name	GDS Contract
Purpose of contract	General
Contract start date	01/04/2006
Contract end date	

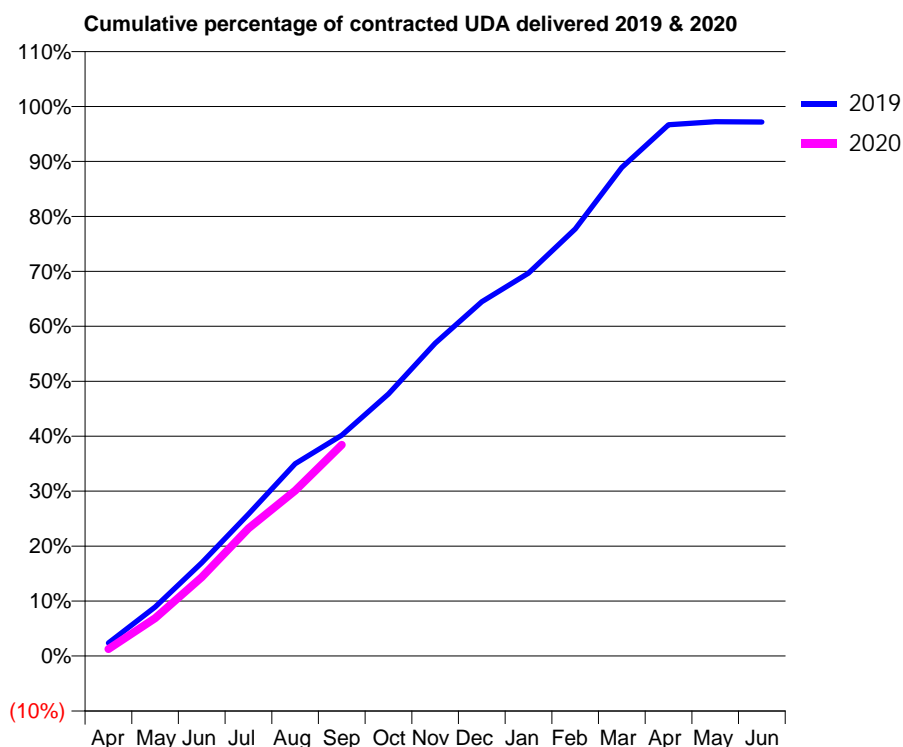
19/20 Contracted general activity (UDA)	8,701
Carry forward general activity (UDA)	0
19/20 Contracted orthodontic activity (UOA)	0
Carry forward orthodontic activity (UOA)	0
Baseline contract value	£244,729.06

ACCESS*

Patients seen in 24 months	Total	Change since previous quarter
Quarter ending September 2018	2,999	
Quarter ending December 2018	3,020	→
Quarter ending March 2019	3,059	→
Quarter ending June 2019	3,034	→
Quarter ending September 2019	3,073	→
Variance since September 2018	2.5%	↑



ACTIVITY



Month	Adjusted Scheduled Activity (UDA)	
	2019	2020
April	206	110
May	776	598
June	1,477	1,249
July	2,245	2,022
August	3,046	2,619
September	3,496	3,344
October	4,150	
November	4,953	
December	5,608	
January	6,064	
February	6,763	
March	7,736	
April	8,411	
May	8,459	
June	8,456	

QUALITY

	Quantity	Base Number	Contract	AT	Region	England
% of FP17s for the same patient ID Re-attending within 3 months - Children	25	441	5.7%	11.1%	12.0%	11.5%
% of FP17s for the same patient ID Re-attending within 3 months - Adults	163	1,389	11.7%	16.6%	17.2%	15.4%
% of FP17s for the same patient ID Re-attending between 3 & 9 months - Children	238	441	54.0%	45.5%	49.4%	59.7%
% of FP17s for the same patient ID Re-attending between 3 & 9 months - Adults	634	1,389	45.6%	37.1%	39.2%	51.7%
% of FP17s for Band 1 Urgent Courses	152	1,577	9.6%	11.3%	11.0%	9.2%
% of FP17s Relating to Free Repair or Replacements	1	1,577	0.1%	0.5%	0.5%	0.7%
% of FP17s Relating to Continuations	3	1,577	0.2%	0.7%	0.7%	0.8%
% of Patients satisfied with the dentistry they have received	0	0	N/A	91.5%	90.9%	93.5%
% of Patients satisfied with the time they had to wait for an appointment	0	0	N/A	80.9%	83.7%	87.4%

* This is based on patients treated on this contract for their most recent course of treatment. Figures in italics indicate the base number of FP17s or Patient Questionnaire responses are less than 100. N/A is shown where the base number of responses is less than 10 during the period. % is calculated as Quantity/Base number*100

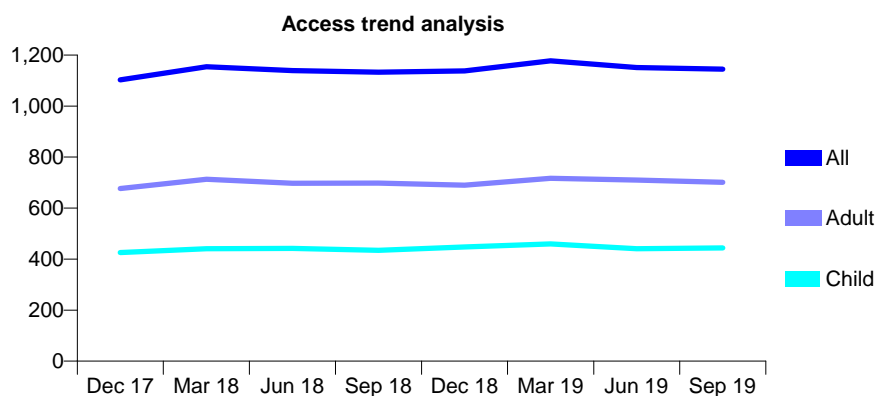
Q61 - Vital Signs At a Glance Contract Report for 914681/0001 - September 2019

Name or company name	MR VK SETHI
Contract type name	GDS Contract
Purpose of contract	General
Contract start date	01/04/2006
Contract end date	

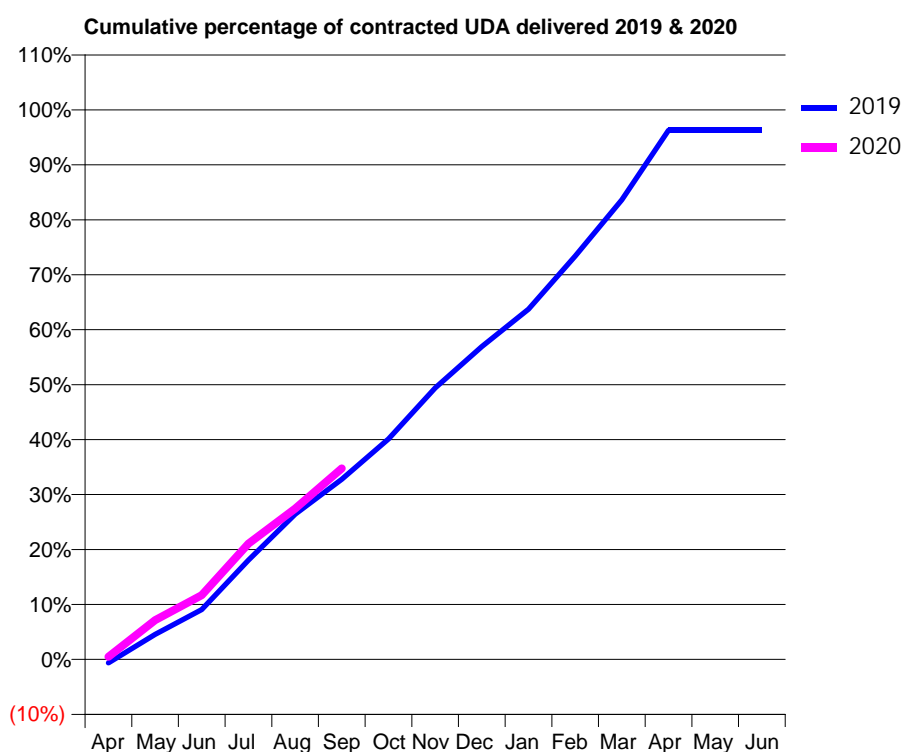
19/20 Contracted general activity (UDA)	4,926
Carry forward general activity (UDA)	183
19/20 Contracted orthodontic activity (UOA)	0
Carry forward orthodontic activity (UOA)	0
Baseline contract value	£175,712.66

ACCESS*

Patients seen in 24 months	Total	Change since previous quarter
Quarter ending September 2018	1,133	
Quarter ending December 2018	1,138	→
Quarter ending March 2019	1,177	↑
Quarter ending June 2019	1,151	↓
Quarter ending September 2019	1,145	→
Variance since September 2018	1.1%	→



ACTIVITY



Month	2019	2020
April	-32	23
May	225	352
June	448	576
July	890	1,038
August	1,302	1,353
September	1,614	1,712
October	1,977	
November	2,434	
December	2,804	
January	3,139	
February	3,615	
March	4,118	
April	4,742	
May	4,742	
June	4,742	

QUALITY

	Quantity	Base Number	Contract	AT	Region	England
% of FP17s for the same patient ID Re-attending within 3 months - Children	38	365	10.4%	11.1%	12.0%	11.5%
% of FP17s for the same patient ID Re-attending within 3 months - Adults	81	501	16.2%	16.6%	17.2%	15.4%
% of FP17s for the same patient ID Re-attending between 3 & 9 months - Children	256	365	70.1%	45.5%	49.4%	59.7%
% of FP17s for the same patient ID Re-attending between 3 & 9 months - Adults	278	501	55.5%	37.1%	39.2%	51.7%
% of FP17s for Band 1 Urgent Courses	62	747	8.3%	11.3%	11.0%	9.2%
% of FP17s Relating to Free Repair or Replacements	0	747	0.0%	0.5%	0.5%	0.7%
% of FP17s Relating to Continuations	7	747	0.9%	0.7%	0.7%	0.8%
% of Patients satisfied with the dentistry they have received	0	0	N/A	91.5%	90.9%	93.5%
% of Patients satisfied with the time they had to wait for an appointment	0	0	N/A	80.9%	83.7%	87.4%

* This is based on patients treated on this contract for their most recent course of treatment. Figures in italics indicate the base number of FP17s or Patient Questionnaire responses are less than 100. N/A is shown where the base number of responses is less than 10 during the period. % is calculated as Quantity/Base number*100

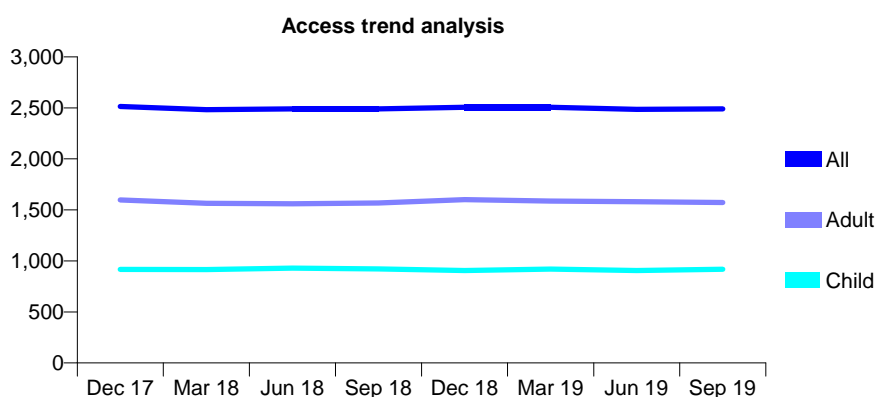
Q61 - Vital Signs At a Glance Contract Report for 916358/0002 - September 2019

Name or company name	MR PD CLESHAM
Contract type name	GDS Contract
Purpose of contract	General
Contract start date	01/05/2015
Contract end date	

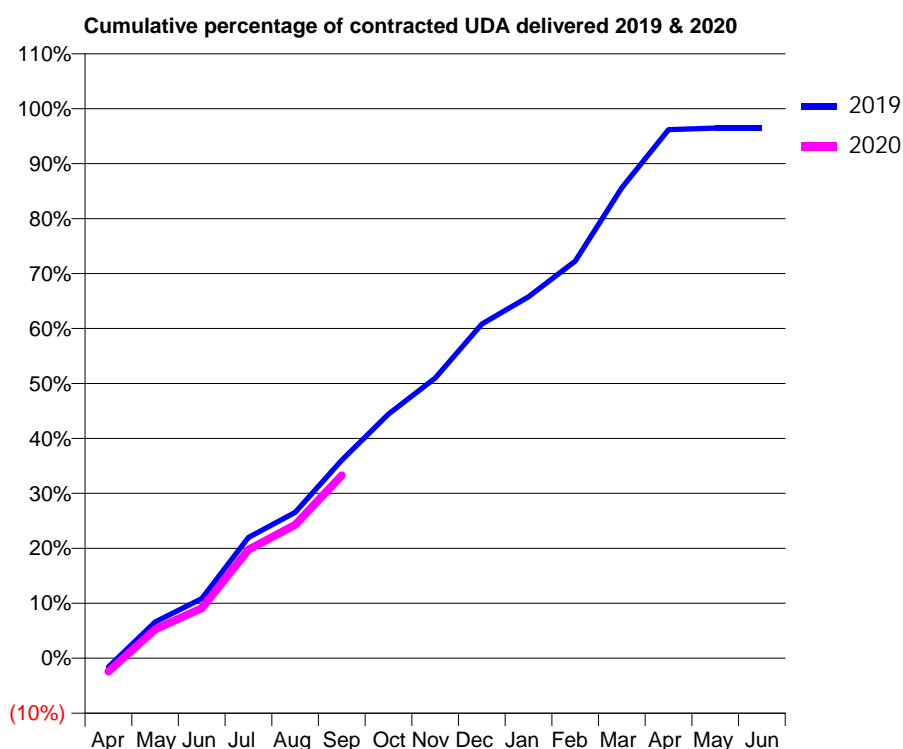
19/20 Contracted general activity (UDA)	7,986
Carry forward general activity (UDA)	282
19/20 Contracted orthodontic activity (UOA)	0
Carry forward orthodontic activity (UOA)	0
Baseline contract value	£225,534.33

ACCESS*

Patients seen in 24 months	Total	Change since previous quarter
Quarter ending September 2018	2,489	
Quarter ending December 2018	2,507	→
Quarter ending March 2019	2,505	→
Quarter ending June 2019	2,486	→
Quarter ending September 2019	2,490	→
Variance since September 2018	0.0%	→



ACTIVITY



Month	2019	2020
April	-129	-192
May	526	419
June	868	728
July	1,755	1,579
August	2,121	1,938
September	2,878	2,658
October	3,548	
November	4,070	
December	4,855	
January	5,252	
February	5,771	
March	6,837	
April	7,681	
May	7,704	
June	7,704	

QUALITY

	Quantity	Base Number	Contract	AT	Region	England
% of FP17s for the same patient ID Re-attending within 3 months - Children	22	445	4.9%	11.1%	12.0%	11.5%
% of FP17s for the same patient ID Re-attending within 3 months - Adults	115	800	14.4%	16.6%	17.2%	15.4%
% of FP17s for the same patient ID Re-attending between 3 & 9 months - Children	144	445	32.4%	45.5%	49.4%	59.7%
% of FP17s for the same patient ID Re-attending between 3 & 9 months - Adults	286	800	35.8%	37.1%	39.2%	51.7%
% of FP17s for Band 1 Urgent Courses	94	1,045	9.0%	11.3%	11.0%	9.2%
% of FP17s Relating to Free Repair or Replacements	1	1,045	0.1%	0.5%	0.5%	0.7%
% of FP17s Relating to Continuations	1	1,045	0.1%	0.7%	0.7%	0.8%
% of Patients satisfied with the dentistry they have received	0	0	N/A	91.5%	90.9%	93.5%
% of Patients satisfied with the time they had to wait for an appointment	0	0	N/A	80.9%	83.7%	87.4%

* This is based on patients treated on this contract for their most recent course of treatment. Figures in italics indicate the base number of FP17s or Patient Questionnaire responses are less than 100. N/A is shown where the base number of responses is less than 10 during the period. % is calculated as Quantity/Base number*100

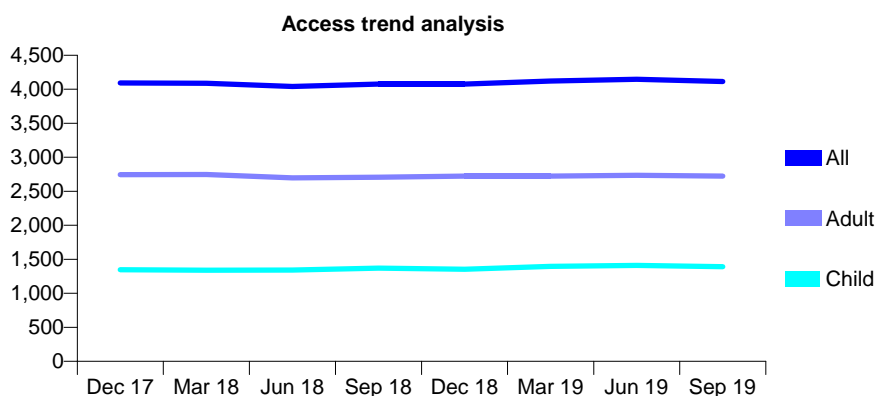
Q61 - Vital Signs At a Glance Contract Report for 917079/0001 - September 2019

Name or company name	MRS A LEE
Contract type name	GDS Contract
Purpose of contract	General and Orthodontic
Contract start date	01/04/2006
Contract end date	

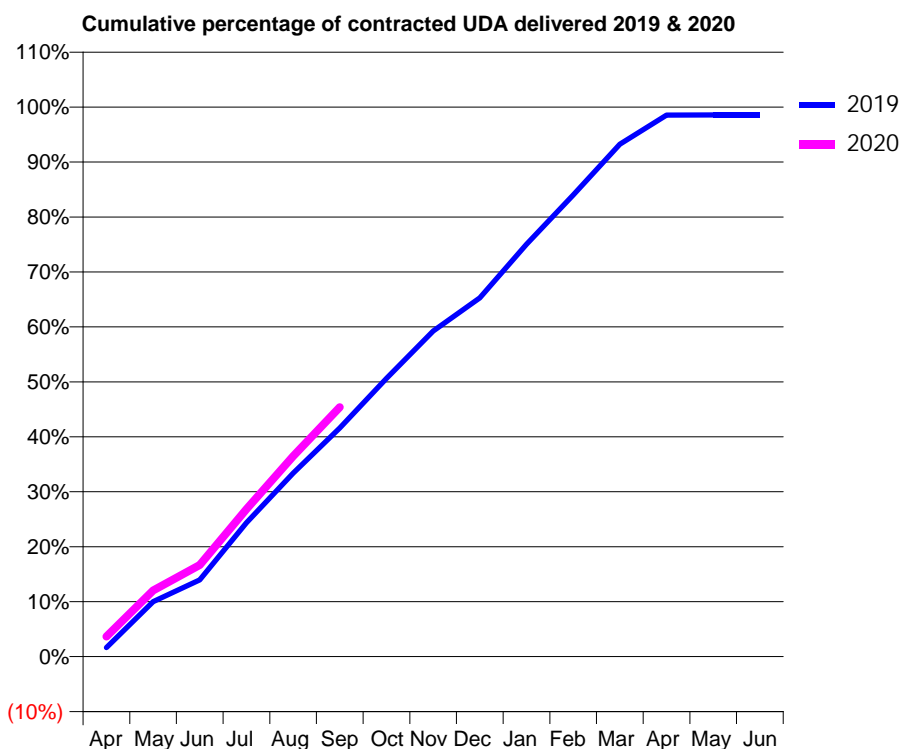
19/20 Contracted general activity (UDA)	9,302
Carry forward general activity (UDA)	133
19/20 Contracted orthodontic activity (UOA)	1,353
Carry forward orthodontic activity (UOA)	-1
Baseline contract value	£387,496.54

ACCESS*

Patients seen in 24 months	Total	Change since previous quarter
Quarter ending September 2018	4,077	
Quarter ending December 2018	4,076	→
Quarter ending March 2019	4,120	→
Quarter ending June 2019	4,147	→
Quarter ending September 2019	4,114	→
Variance since September 2018	0.9%	→



ACTIVITY



Month	Adjusted Scheduled Activity (UDA)	
	2019	2020
April	155	340
May	931	1,120
June	1,299	1,552
July	2,267	2,495
August	3,105	3,394
September	3,870	4,223
October	4,710	
November	5,512	
December	6,073	
January	6,980	
February	7,813	
March	8,673	
April	9,165	
May	9,169	
June	9,169	

QUALITY

	Quantity	Base Number	Contract	AT	Region	England
% of FP17s for the same patient ID Re-attending within 3 months - Children	79	947	8.3%	11.1%	12.0%	11.5%
% of FP17s for the same patient ID Re-attending within 3 months - Adults	205	1,473	13.9%	16.6%	17.2%	15.4%
% of FP17s for the same patient ID Re-attending between 3 & 9 months - Children	429	947	45.3%	45.5%	49.4%	59.7%
% of FP17s for the same patient ID Re-attending between 3 & 9 months - Adults	516	1,473	35.0%	37.1%	39.2%	51.7%
% of FP17s for Band 1 Urgent Courses	111	2,101	5.3%	11.3%	11.0%	9.2%
% of FP17s Relating to Free Repair or Replacements	15	2,101	0.7%	0.5%	0.5%	0.7%
% of FP17s Relating to Continuations	12	2,101	0.6%	0.7%	0.7%	0.8%
% of Patients satisfied with the dentistry they have received	1	2	N/A	91.5%	90.9%	93.5%
% of Patients satisfied with the time they had to wait for an appointment	1	2	N/A	80.9%	83.7%	87.4%

* This is based on patients treated on this contract for their most recent course of treatment. Figures in italics indicate the base number of FP17s or Patient Questionnaire responses are less than 100. N/A is shown where the base number of responses is less than 10 during the period. % is calculated as Quantity/Base number*100

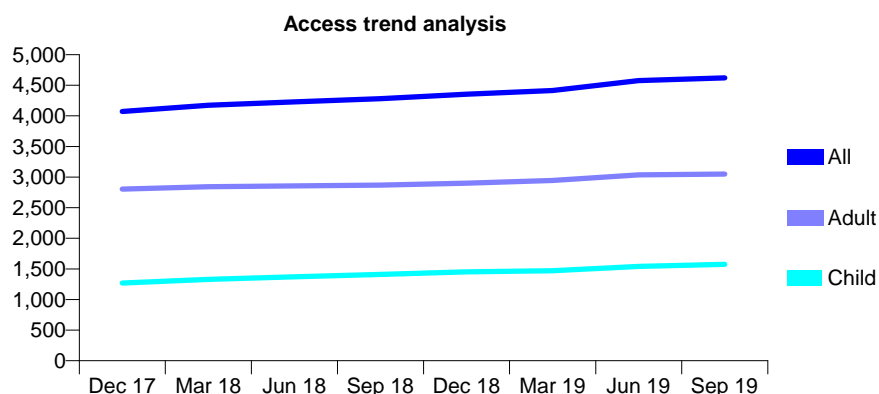
Q61 - Vital Signs At a Glance Contract Report for 918393/0001 - September 2019

Name or company name	MISS SV SMALL
Contract type name	GDS Contract
Purpose of contract	General
Contract start date	01/04/2006
Contract end date	

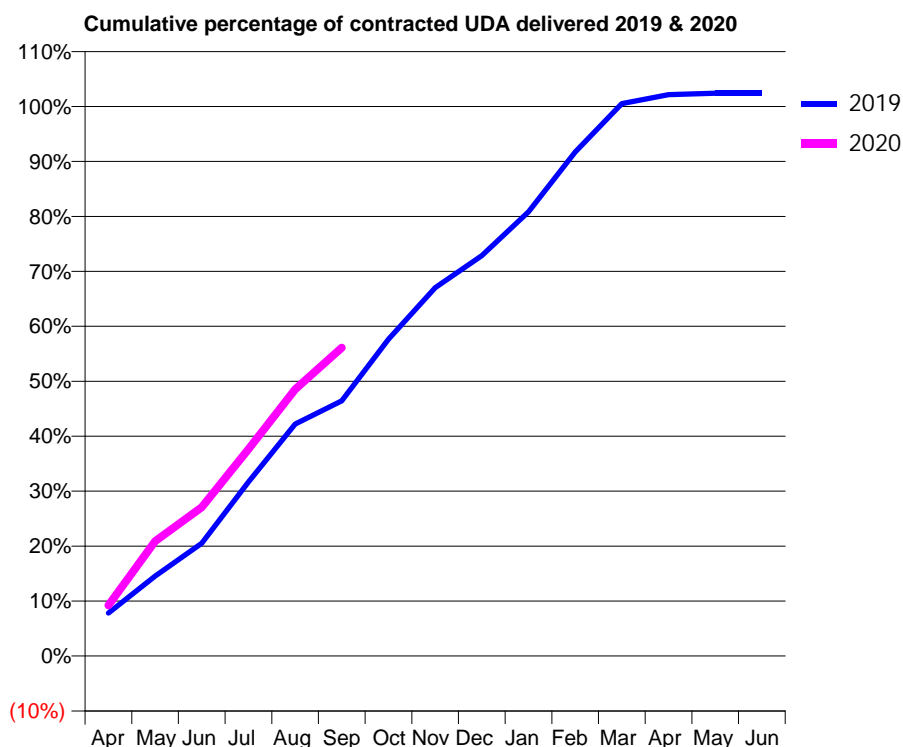
19/20 Contracted general activity (UDA)	9,569
Carry forward general activity (UDA)	-191
19/20 Contracted orthodontic activity (UOA)	0
Carry forward orthodontic activity (UOA)	0
Baseline contract value	£278,580.86

ACCESS*

Patients seen in 24 months	Total	Change since previous quarter
Quarter ending September 2018	4,279	
Quarter ending December 2018	4,354	→
Quarter ending March 2019	4,415	→
Quarter ending June 2019	4,576	↑
Quarter ending September 2019	4,622	→
Variance since September 2018	8.0%	↑



ACTIVITY



Month	Adjusted Scheduled Activity (UDA)	
	2019	2020
April	750	881
May	1,393	2,000
June	1,963	2,591
July	3,032	3,603
August	4,038	4,645
September	4,443	5,369
October	5,517	
November	6,415	
December	6,972	
January	7,733	
February	8,777	
March	9,617	
April	9,776	
May	9,801	
June	9,801	

QUALITY

	Quantity	Base Number	Contract	AT	Region	England
% of FP17s for the same patient ID Re-attending within 3 months - Children	238	1,380	17.2%	11.1%	12.0%	11.5%
% of FP17s for the same patient ID Re-attending within 3 months - Adults	458	2,132	21.5%	16.6%	17.2%	15.4%
% of FP17s for the same patient ID Re-attending between 3 & 9 months - Children	745	1,380	54.0%	45.5%	49.4%	59.7%
% of FP17s for the same patient ID Re-attending between 3 & 9 months - Adults	1,031	2,132	48.4%	37.1%	39.2%	51.7%
% of FP17s for Band 1 Urgent Courses	302	2,691	11.2%	11.3%	11.0%	9.2%
% of FP17s Relating to Free Repair or Replacements	6	2,691	0.2%	0.5%	0.5%	0.7%
% of FP17s Relating to Continuations	34	2,691	1.3%	0.7%	0.7%	0.8%
% of Patients satisfied with the dentistry they have received	1	1	N/A	91.5%	90.9%	93.5%
% of Patients satisfied with the time they had to wait for an appointment	1	1	N/A	80.9%	83.7%	87.4%

* This is based on patients treated on this contract for their most recent course of treatment. Figures in italics indicate the base number of FP17s or Patient Questionnaire responses are less than 100. N/A is shown where the base number of responses is less than 10 during the period. % is calculated as Quantity/Base number*100

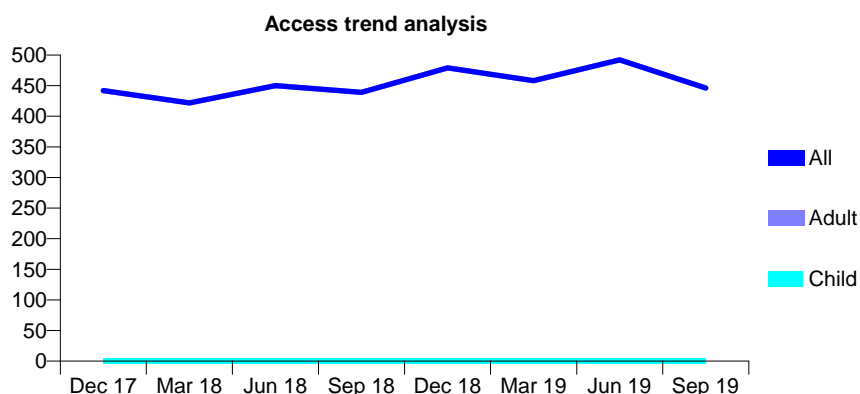
Q61 - Vital Signs At a Glance Contract Report for 921351/0007 - September 2019

Name or company name	MR PK CHOPRA
Contract type name	GDS Contract
Purpose of contract	General
Contract start date	01/04/2006
Contract end date	

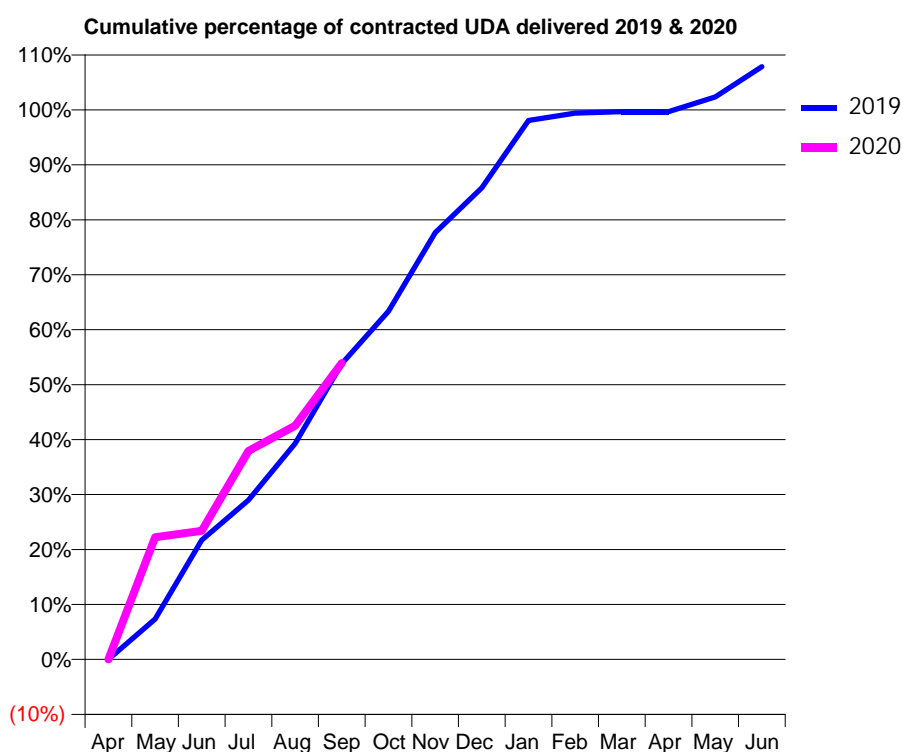
19/20 Contracted general activity (UDA)	1,800
Carry forward general activity (UDA)	0
19/20 Contracted orthodontic activity (UOA)	0
Carry forward orthodontic activity (UOA)	0
Baseline contract value	£53,314.87

ACCESS*

Patients seen in 24 months	Total	Change since previous quarter
Quarter ending September 2018	439	
Quarter ending December 2018	479	↑
Quarter ending March 2019	458	↓
Quarter ending June 2019	492	↑
Quarter ending September 2019	446	↓
Variance since September 2018	1.6%	→



ACTIVITY



Month	Adjusted Scheduled Activity (UDA)	
	2019	2020
April	0	0
May	133	400
June	391	421
July	522	683
August	708	766
September	968	971
October	1,140	
November	1,398	
December	1,545	
January	1,765	
February	1,789	
March	1,794	
April	1,794	
May	1,842	
June	1,941	

QUALITY

	Quantity	Base Number	Contract	AT	Region	England
% of FP17s for the same patient ID Re-attending within 3 months - Children	0	0	N/A	11.1%	12.0%	11.5%
% of FP17s for the same patient ID Re-attending within 3 months - Adults	11	157	7.0%	16.6%	17.2%	15.4%
% of FP17s for the same patient ID Re-attending between 3 & 9 months - Children	0	0	N/A	45.5%	49.4%	59.7%
% of FP17s for the same patient ID Re-attending between 3 & 9 months - Adults	6	157	3.8%	37.1%	39.2%	51.7%
% of FP17s for Band 1 Urgent Courses	20	143	14.0%	11.3%	11.0%	9.2%
% of FP17s Relating to Free Repair or Replacements	0	143	0.0%	0.5%	0.5%	0.7%
% of FP17s Relating to Continuations	0	143	0.0%	0.7%	0.7%	0.8%
% of Patients satisfied with the dentistry they have received	0	0	N/A	91.5%	90.9%	93.5%
% of Patients satisfied with the time they had to wait for an appointment	0	0	N/A	80.9%	83.7%	87.4%

* This is based on patients treated on this contract for their most recent course of treatment. Figures in italics indicate the base number of FP17s or Patient Questionnaire responses are less than 100. N/A is shown where the base number of responses is less than 10 during the period. % is calculated as Quantity/Base number*100

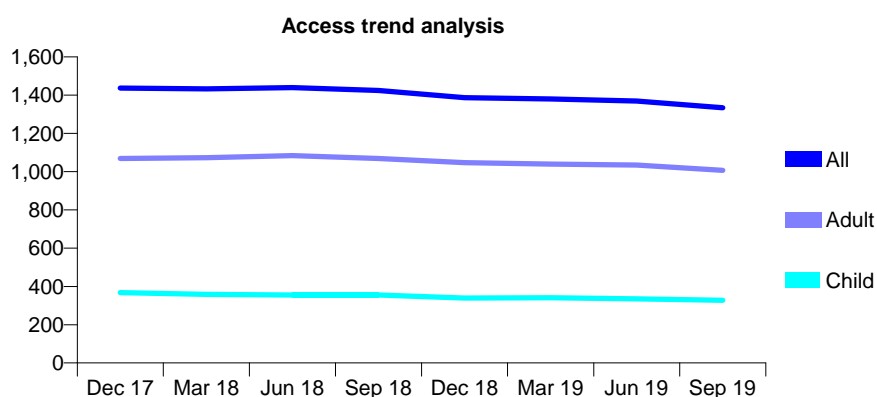
Q61 - Vital Signs At a Glance Contract Report for 921734/0001 - September 2019

Name or company name	MR N PATEL
Contract type name	GDS Contract
Purpose of contract	General
Contract start date	01/04/2006
Contract end date	

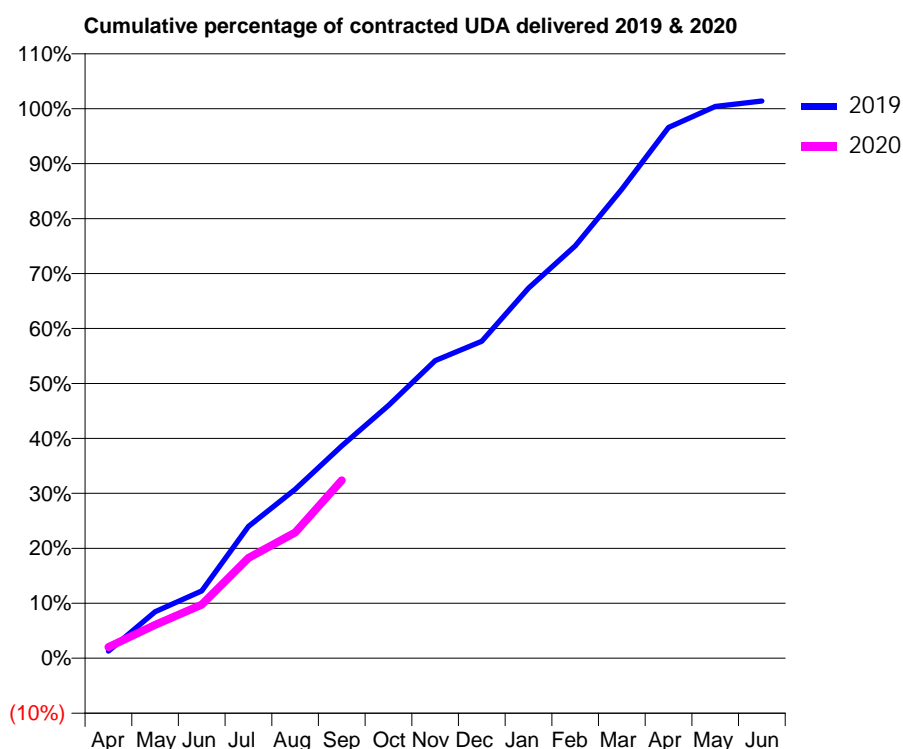
19/20 Contracted general activity (UDA)	5,448
Carry forward general activity (UDA)	-75
19/20 Contracted orthodontic activity (UOA)	0
Carry forward orthodontic activity (UOA)	0
Baseline contract value	£190,277.26

ACCESS*

Patients seen in 24 months	Total	Change since previous quarter
Quarter ending September 2018	1,424	
Quarter ending December 2018	1,386	↓
Quarter ending March 2019	1,380	→
Quarter ending June 2019	1,369	→
Quarter ending September 2019	1,334	↓
Variance since September 2018	(6.3%)	↓



ACTIVITY



Month	2019	2020
April	71	111
May	460	331
June	667	531
July	1,306	994
August	1,674	1,246
September	2,104	1,765
October	2,506	
November	2,951	
December	3,142	
January	3,670	
February	4,089	
March	4,649	
April	5,262	
May	5,470	
June	5,524	

QUALITY

	Quantity	Base Number	Contract	AT	Region	England
% of FP17s for the same patient ID Re-attending within 3 months - Children	8	204	3.9%	11.1%	12.0%	11.5%
% of FP17s for the same patient ID Re-attending within 3 months - Adults	59	562	10.5%	16.6%	17.2%	15.4%
% of FP17s for the same patient ID Re-attending between 3 & 9 months - Children	120	204	58.8%	45.5%	49.4%	59.7%
% of FP17s for the same patient ID Re-attending between 3 & 9 months - Adults	263	562	46.8%	37.1%	39.2%	51.7%
% of FP17s for Band 1 Urgent Courses	9	634	1.4%	11.3%	11.0%	9.2%
% of FP17s Relating to Free Repair or Replacements	0	634	0.0%	0.5%	0.5%	0.7%
% of FP17s Relating to Continuations	0	634	0.0%	0.7%	0.7%	0.8%
% of Patients satisfied with the dentistry they have received	1	1	N/A	91.5%	90.9%	93.5%
% of Patients satisfied with the time they had to wait for an appointment	1	1	N/A	80.9%	83.7%	87.4%

* This is based on patients treated on this contract for their most recent course of treatment. Figures in italics indicate the base number of FP17s or Patient Questionnaire responses are less than 100. N/A is shown where the base number of responses is less than 10 during the period. % is calculated as Quantity/Base number*100

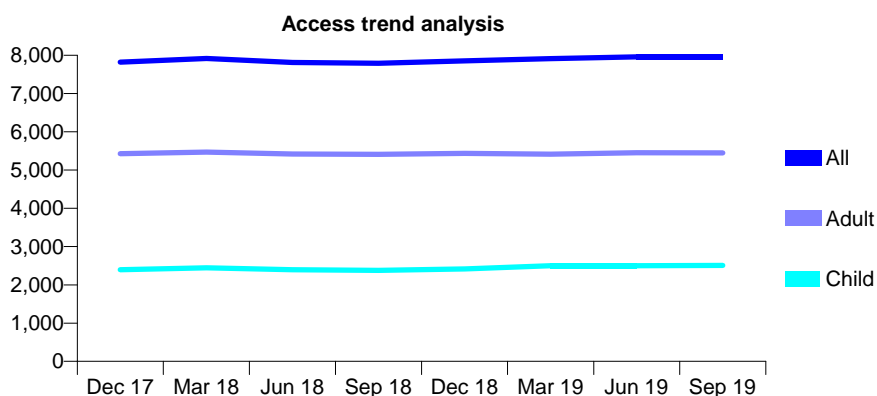
Q61 - Vital Signs At a Glance Contract Report for 921742/0002 - September 2019

Name or company name	MR AA OJETUNDE
Contract type name	GDS Contract
Purpose of contract	General
Contract start date	01/04/2006
Contract end date	

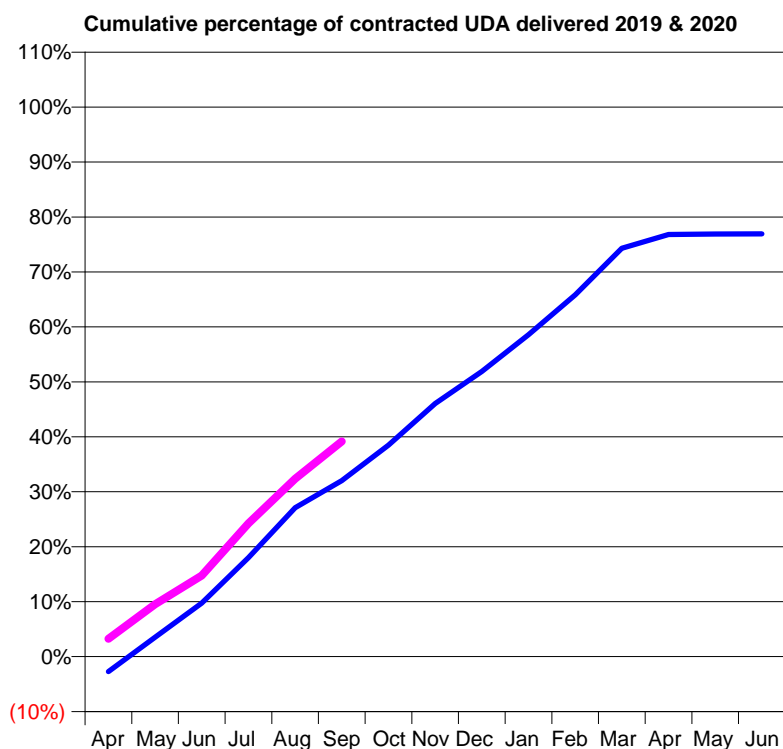
19/20 Contracted general activity (UDA)	31,006
Carry forward general activity (UDA)	0
19/20 Contracted orthodontic activity (UOA)	0
Carry forward orthodontic activity (UOA)	0
Baseline contract value	£1,022,182.57

ACCESS*

Patients seen in 24 months	Total	Change since previous quarter
Quarter ending September 2018	7,790	
Quarter ending December 2018	7,852	→
Quarter ending March 2019	7,910	→
Quarter ending June 2019	7,955	→
Quarter ending September 2019	7,958	→
Variance since September 2018	2.2%	↑



ACTIVITY



Month	Adjusted Scheduled Activity (UDA)	
	2019	2020
April	-857	1,006
May	1,097	2,960
June	3,022	4,582
July	5,584	7,524
August	8,404	10,039
September	9,931	12,138
October	11,936	
November	14,283	
December	16,087	
January	18,159	
February	20,413	
March	23,040	
April	23,822	
May	23,842	
June	23,845	

QUALITY

	Quantity	Base Number	Contract	AT	Region	England
% of FP17s for the same patient ID Re-attending within 3 months - Children	171	1,526	11.2%	11.1%	12.0%	11.5%
% of FP17s for the same patient ID Re-attending within 3 months - Adults	446	2,659	16.8%	16.6%	17.2%	15.4%
% of FP17s for the same patient ID Re-attending between 3 & 9 months - Children	490	1,526	32.1%	45.5%	49.4%	59.7%
% of FP17s for the same patient ID Re-attending between 3 & 9 months - Adults	621	2,659	23.4%	37.1%	39.2%	51.7%
% of FP17s for Band 1 Urgent Courses	572	3,928	14.6%	11.3%	11.0%	9.2%
% of FP17s Relating to Free Repair or Replacements	39	3,928	1.0%	0.5%	0.5%	0.7%
% of FP17s Relating to Continuations	67	3,928	1.7%	0.7%	0.7%	0.8%
% of Patients satisfied with the dentistry they have received	1	1	N/A	91.5%	90.9%	93.5%
% of Patients satisfied with the time they had to wait for an appointment	1	1	N/A	80.9%	83.7%	87.4%

* This is based on patients treated on this contract for their most recent course of treatment. Figures in italics indicate the base number of FP17s or Patient Questionnaire responses are less than 100. N/A is shown where the base number of responses is less than 10 during the period. % is calculated as Quantity/Base number*100

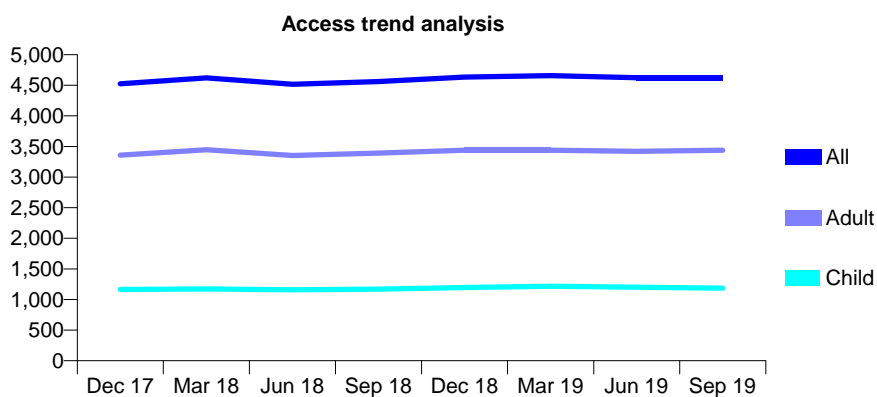
Q61 - Vital Signs At a Glance Contract Report for 921777/0001 - September 2019

Name or company name	MISS A AGGARWAL
Contract type name	GDS Contract
Purpose of contract	General
Contract start date	01/04/2006
Contract end date	

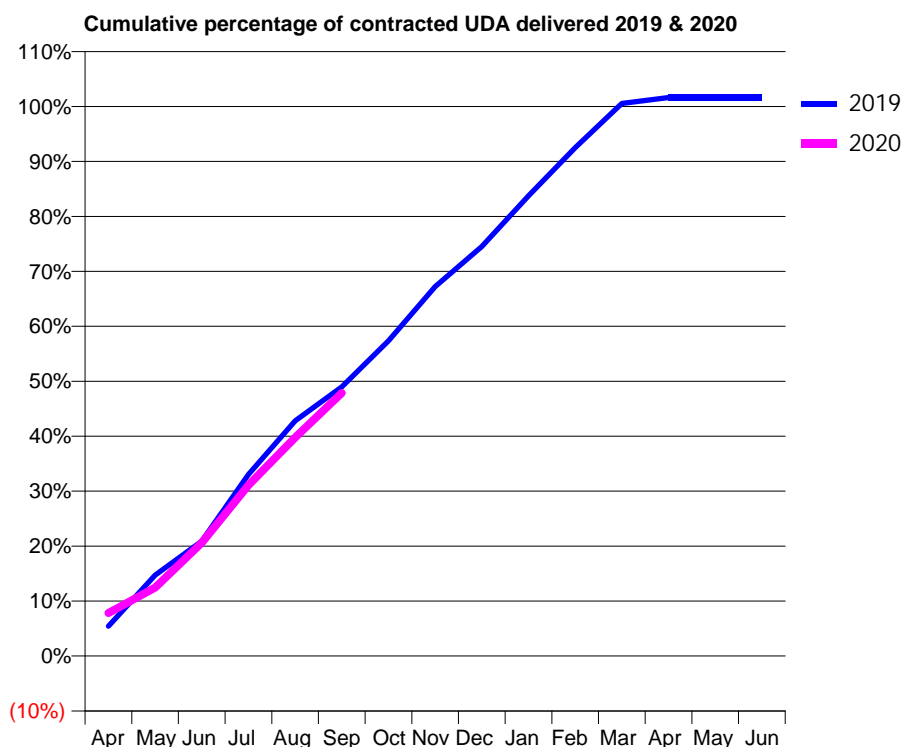
19/20 Contracted general activity (UDA)	11,405
Carry forward general activity (UDA)	-183
19/20 Contracted orthodontic activity (UOA)	0
Carry forward orthodontic activity (UOA)	0
Baseline contract value	£295,929.74

ACCESS*

Patients seen in 24 months	Total	Change since previous quarter
Quarter ending September 2018	4,562	
Quarter ending December 2018	4,635	→
Quarter ending March 2019	4,657	→
Quarter ending June 2019	4,624	→
Quarter ending September 2019	4,624	→
Variance since September 2018	1.4%	→



ACTIVITY



Month	Adjusted Scheduled Activity (UDA)	
	2019	2020
April	617	894
May	1,677	1,422
June	2,385	2,352
July	3,767	3,546
August	4,880	4,535
September	5,586	5,459
October	6,542	
November	7,668	
December	8,497	
January	9,549	
February	10,553	
March	11,469	
April	11,589	
May	11,589	
June	11,588	

QUALITY

	Quantity	Base Number	Contract	AT	Region	England
% of FP17s for the same patient ID Re-attending within 3 months - Children	76	941	8.1%	11.1%	12.0%	11.5%
% of FP17s for the same patient ID Re-attending within 3 months - Adults	310	2,230	13.9%	16.6%	17.2%	15.4%
% of FP17s for the same patient ID Re-attending between 3 & 9 months - Children	560	941	59.5%	45.5%	49.4%	59.7%
% of FP17s for the same patient ID Re-attending between 3 & 9 months - Adults	1,220	2,230	54.7%	37.1%	39.2%	51.7%
% of FP17s for Band 1 Urgent Courses	348	3,097	11.2%	11.3%	11.0%	9.2%
% of FP17s Relating to Free Repair or Replacements	37	3,097	1.2%	0.5%	0.5%	0.7%
% of FP17s Relating to Continuations	9	3,097	0.3%	0.7%	0.7%	0.8%
% of Patients satisfied with the dentistry they have received	1	1	N/A	91.5%	90.9%	93.5%
% of Patients satisfied with the time they had to wait for an appointment	1	1	N/A	80.9%	83.7%	87.4%

* This is based on patients treated on this contract for their most recent course of treatment. Figures in italics indicate the base number of FP17s or Patient Questionnaire responses are less than 100. N/A is shown where the base number of responses is less than 10 during the period. % is calculated as Quantity/Base number*100

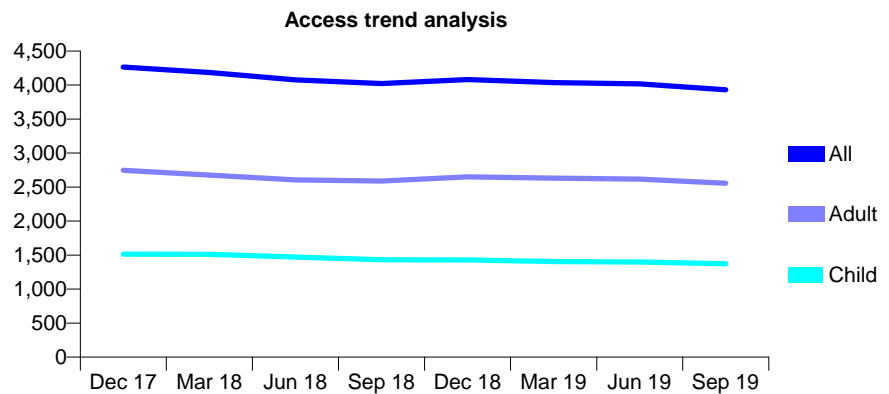
Q61 - Vital Signs At a Glance Contract Report for 925942/0001 - September 2019

Name or company name	MR YR SARWAR
Contract type name	GDS Contract
Purpose of contract	General
Contract start date	01/04/2006
Contract end date	

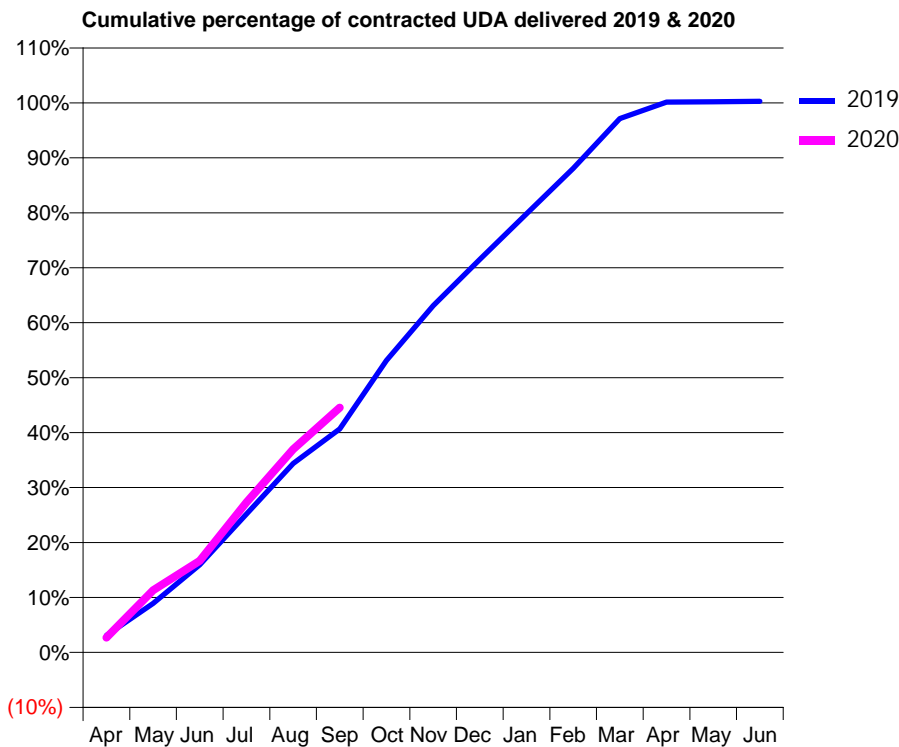
19/20 Contracted general activity (UDA)	8,836
Carry forward general activity (UDA)	0
19/20 Contracted orthodontic activity (UOA)	0
Carry forward orthodontic activity (UOA)	0
Baseline contract value	£230,640.45

ACCESS*

Patients seen in 24 months	Total	Change since previous quarter
Quarter ending September 2018	4,022	
Quarter ending December 2018	4,081	→
Quarter ending March 2019	4,037	↓
Quarter ending June 2019	4,016	→
Quarter ending September 2019	3,930	↓
Variance since September 2018	(2.3%)	↓



ACTIVITY



Month	2019	2020
April	273	239
May	790	1,000
June	1,410	1,474
July	2,225	2,413
August	3,038	3,266
September	3,592	3,937
October	4,695	
November	5,577	
December	6,318	
January	7,052	
February	7,782	
March	8,582	
April	8,849	
May	8,852	
June	8,861	

QUALITY

	Quantity	Base Number	Contract	AT	Region	England
% of FP17s for the same patient ID Re-attending within 3 months - Children	83	887	9.4%	11.1%	12.0%	11.5%
% of FP17s for the same patient ID Re-attending within 3 months - Adults	235	1,413	16.6%	16.6%	17.2%	15.4%
% of FP17s for the same patient ID Re-attending between 3 & 9 months - Children	403	887	45.4%	45.5%	49.4%	59.7%
% of FP17s for the same patient ID Re-attending between 3 & 9 months - Adults	492	1,413	34.8%	37.1%	39.2%	51.7%
% of FP17s for Band 1 Urgent Courses	163	1,711	9.5%	11.3%	11.0%	9.2%
% of FP17s Relating to Free Repair or Replacements	11	1,711	0.6%	0.5%	0.5%	0.7%
% of FP17s Relating to Continuations	33	1,711	1.9%	0.7%	0.7%	0.8%
% of Patients satisfied with the dentistry they have received	0	0	N/A	91.5%	90.9%	93.5%
% of Patients satisfied with the time they had to wait for an appointment	0	0	N/A	80.9%	83.7%	87.4%

* This is based on patients treated on this contract for their most recent course of treatment. Figures in italics indicate the base number of FP17s or Patient Questionnaire responses are less than 100. N/A is shown where the base number of responses is less than 10 during the period. % is calculated as Quantity/Base number*100

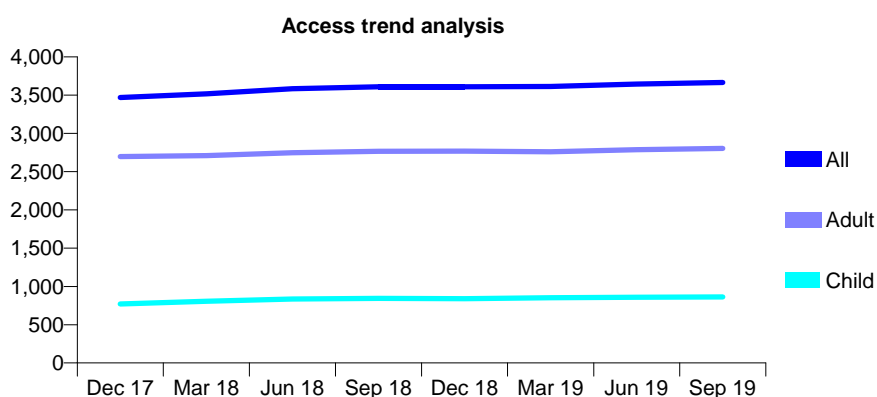
Q61 - Vital Signs At a Glance Contract Report for 925985/0001 - September 2019

Name or company name	MR S CHOPRA
Contract type name	GDS Contract
Purpose of contract	General
Contract start date	01/04/2006
Contract end date	

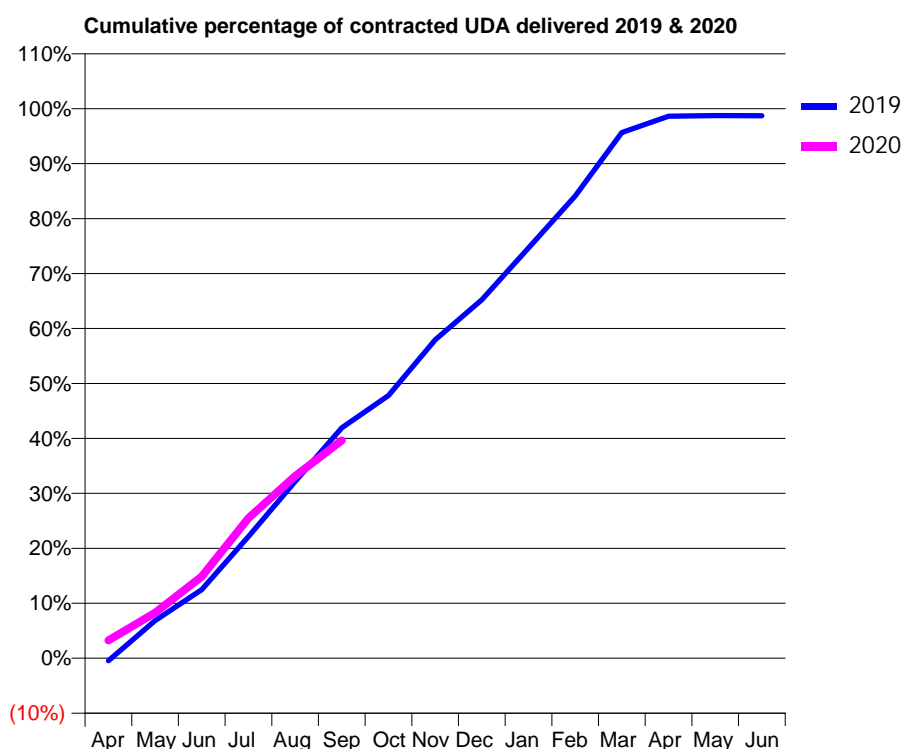
19/20 Contracted general activity (UDA)	6,963
Carry forward general activity (UDA)	0
19/20 Contracted orthodontic activity (UOA)	0
Carry forward orthodontic activity (UOA)	0
Baseline contract value	£249,157.61

ACCESS*

Patients seen in 24 months	Total	Change since previous quarter
Quarter ending September 2018	3,609	
Quarter ending December 2018	3,608	→
Quarter ending March 2019	3,613	→
Quarter ending June 2019	3,644	→
Quarter ending September 2019	3,666	→
Variance since September 2018	1.6%	→



ACTIVITY



Month	2019	2020
April	-32	227
May	477	576
June	869	1,035
July	1,542	1,776
August	2,239	2,309
September	2,920	2,759
October	3,330	
November	4,034	
December	4,542	
January	5,199	
February	5,858	
March	6,661	
April	6,868	
May	6,874	
June	6,873	

QUALITY

	Quantity	Base Number	Contract	AT	Region	England
% of FP17s for the same patient ID Re-attending within 3 months - Children	31	480	6.5%	11.1%	12.0%	11.5%
% of FP17s for the same patient ID Re-attending within 3 months - Adults	137	1,339	10.2%	16.6%	17.2%	15.4%
% of FP17s for the same patient ID Re-attending between 3 & 9 months - Children	215	480	44.8%	45.5%	49.4%	59.7%
% of FP17s for the same patient ID Re-attending between 3 & 9 months - Adults	446	1,339	33.3%	37.1%	39.2%	51.7%
% of FP17s for Band 1 Urgent Courses	88	1,308	6.7%	11.3%	11.0%	9.2%
% of FP17s Relating to Free Repair or Replacements	5	1,308	0.4%	0.5%	0.5%	0.7%
% of FP17s Relating to Continuations	2	1,308	0.2%	0.7%	0.7%	0.8%
% of Patients satisfied with the dentistry they have received	0	0	N/A	91.5%	90.9%	93.5%
% of Patients satisfied with the time they had to wait for an appointment	0	0	N/A	80.9%	83.7%	87.4%

* This is based on patients treated on this contract for their most recent course of treatment.

Figures in italics indicate the base number of FP17s or Patient Questionnaire responses are less than 100. N/A is shown where the base number of responses is less than 10 during the period. % is calculated as Quantity/Base number*100

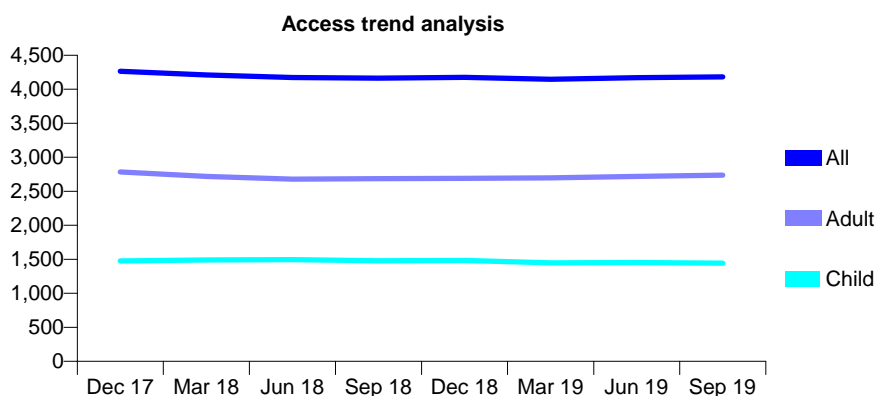
Q61 - Vital Signs At a Glance Contract Report for 926094/0001 - September 2019

Name or company name	MR AN AL-ATTAR
Contract type name	GDS Contract
Purpose of contract	General
Contract start date	01/04/2006
Contract end date	

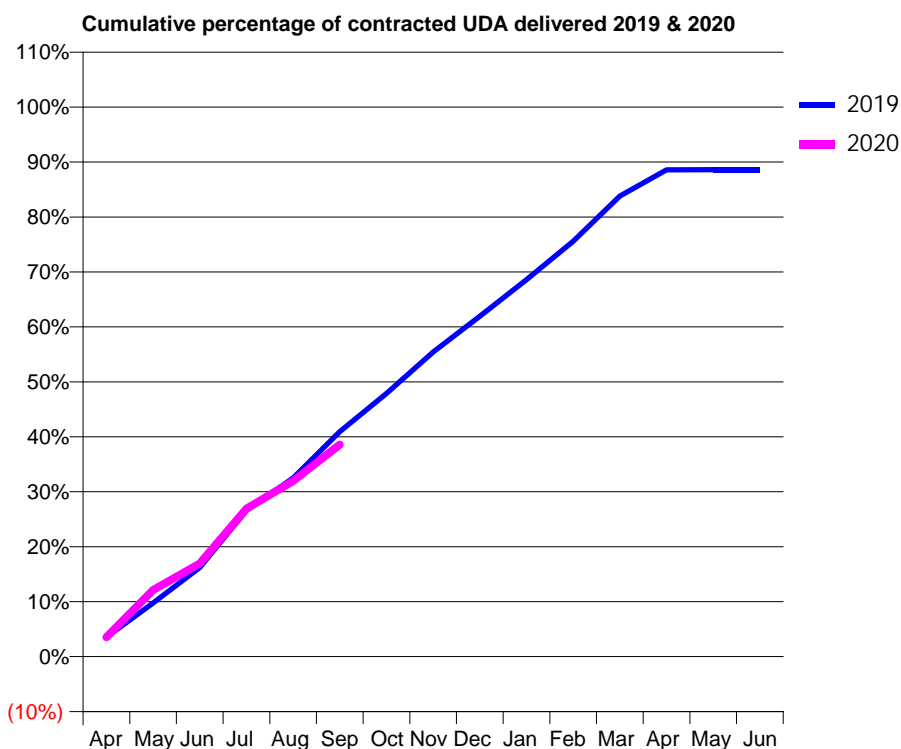
19/20 Contracted general activity (UDA)	12,876
Carry forward general activity (UDA)	0
19/20 Contracted orthodontic activity (UOA)	0
Carry forward orthodontic activity (UOA)	0
Baseline contract value	£401,255.29

ACCESS*

Patients seen in 24 months	Total	Change since previous quarter
Quarter ending September 2018	4,164	
Quarter ending December 2018	4,175	→
Quarter ending March 2019	4,147	→
Quarter ending June 2019	4,170	→
Quarter ending September 2019	4,182	→
Variance since September 2018	0.4%	→



ACTIVITY



Month	Adjusted Scheduled Activity (UDA)	
	2019	2020
April	458	456
May	1,259	1,559
June	2,088	2,179
July	3,424	3,466
August	4,187	4,118
September	5,270	4,967
October	6,166	
November	7,138	
December	7,975	
January	8,831	
February	9,731	
March	10,790	
April	11,406	
May	11,408	
June	11,408	

QUALITY

	Quantity	Base Number	Contract	AT	Region	England
% of FP17s for the same patient ID Re-attending within 3 months - Children	65	741	8.8%	11.1%	12.0%	11.5%
% of FP17s for the same patient ID Re-attending within 3 months - Adults	315	1,646	19.1%	16.6%	17.2%	15.4%
% of FP17s for the same patient ID Re-attending between 3 & 9 months - Children	283	741	38.2%	45.5%	49.4%	59.7%
% of FP17s for the same patient ID Re-attending between 3 & 9 months - Adults	576	1,646	35.0%	37.1%	39.2%	51.7%
% of FP17s for Band 1 Urgent Courses	157	2,127	7.4%	11.3%	11.0%	9.2%
% of FP17s Relating to Free Repair or Replacements	8	2,127	0.4%	0.5%	0.5%	0.7%
% of FP17s Relating to Continuations	58	2,127	2.7%	0.7%	0.7%	0.8%
% of Patients satisfied with the dentistry they have received	1	1	N/A	91.5%	90.9%	93.5%
% of Patients satisfied with the time they had to wait for an appointment	1	1	N/A	80.9%	83.7%	87.4%

* This is based on patients treated on this contract for their most recent course of treatment. Figures in italics indicate the base number of FP17s or Patient Questionnaire responses are less than 100. N/A is shown where the base number of responses is less than 10 during the period. % is calculated as Quantity/Base number*100

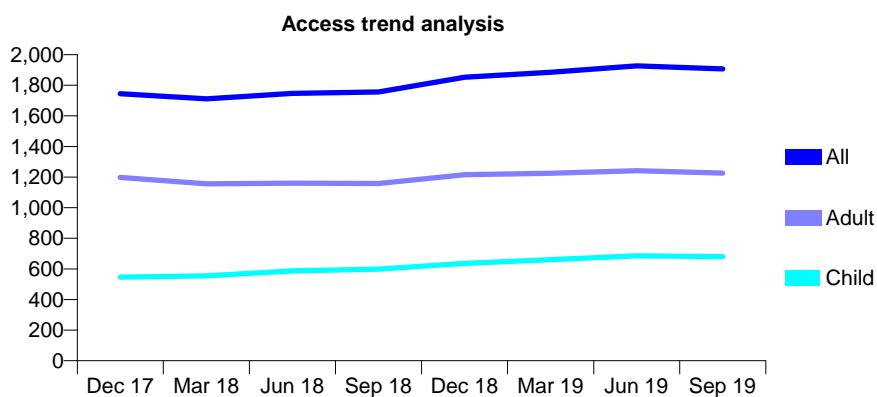
Q61 - Vital Signs At a Glance Contract Report for 927996/0001 - September 2019

Name or company name	MR WU ABALEKE
Contract type name	GDS Contract
Purpose of contract	General
Contract start date	01/04/2006
Contract end date	

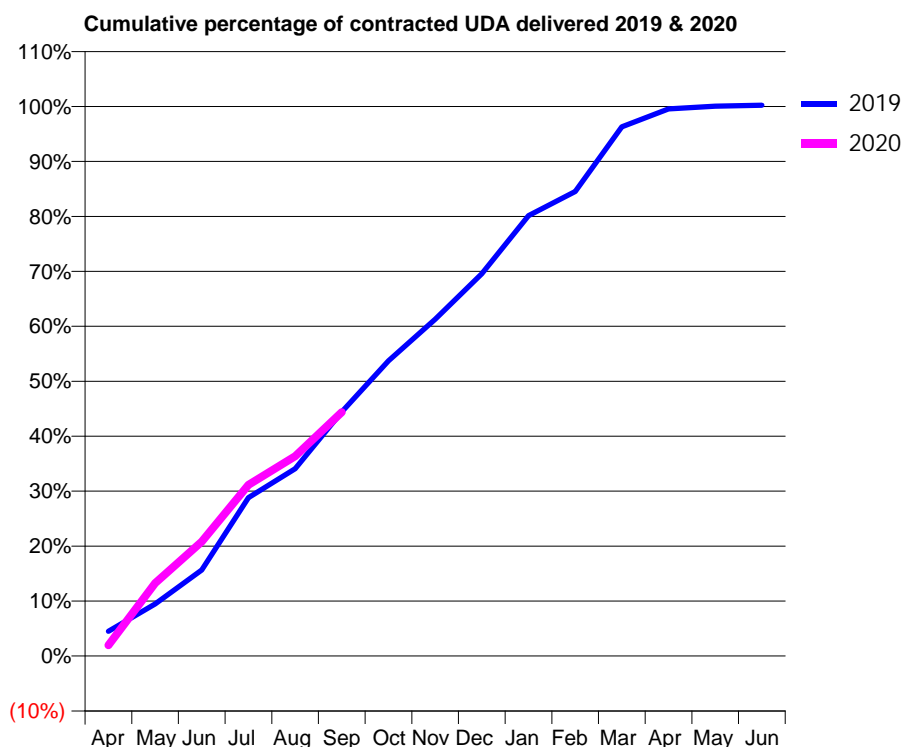
19/20 Contracted general activity (UDA)	5,148
Carry forward general activity (UDA)	-11
19/20 Contracted orthodontic activity (UOA)	0
Carry forward orthodontic activity (UOA)	0
Baseline contract value	£168,375.80

ACCESS*

Patients seen in 24 months	Total	Change since previous quarter
Quarter ending September 2018	1,756	
Quarter ending December 2018	1,852	↑
Quarter ending March 2019	1,885	→
Quarter ending June 2019	1,926	↑
Quarter ending September 2019	1,907	→
Variance since September 2018	8.6%	↑



ACTIVITY



Month	Adjusted Scheduled Activity (UDA)	
	2019	2020
April	232	102
May	488	683
June	807	1,072
July	1,483	1,603
August	1,755	1,872
September	2,286	2,285
October	2,765	
November	3,156	
December	3,581	
January	4,125	
February	4,352	
March	4,958	
April	5,125	
May	5,150	
June	5,159	

QUALITY

	Quantity	Base Number	Contract	AT	Region	England
% of FP17s for the same patient ID Re-attending within 3 months - Children	57	584	9.8%	11.1%	12.0%	11.5%
% of FP17s for the same patient ID Re-attending within 3 months - Adults	148	866	17.1%	16.6%	17.2%	15.4%
% of FP17s for the same patient ID Re-attending between 3 & 9 months - Children	367	584	62.8%	45.5%	49.4%	59.7%
% of FP17s for the same patient ID Re-attending between 3 & 9 months - Adults	442	866	51.0%	37.1%	39.2%	51.7%
% of FP17s for Band 1 Urgent Courses	79	937	8.4%	11.3%	11.0%	9.2%
% of FP17s Relating to Free Repair or Replacements	4	937	0.4%	0.5%	0.5%	0.7%
% of FP17s Relating to Continuations	3	937	0.3%	0.7%	0.7%	0.8%
% of Patients satisfied with the dentistry they have received	0	0	N/A	91.5%	90.9%	93.5%
% of Patients satisfied with the time they had to wait for an appointment	0	0	N/A	80.9%	83.7%	87.4%

* This is based on patients treated on this contract for their most recent course of treatment. Figures in italics indicate the base number of FP17s or Patient Questionnaire responses are less than 100. N/A is shown where the base number of responses is less than 10 during the period. % is calculated as Quantity/Base number*100

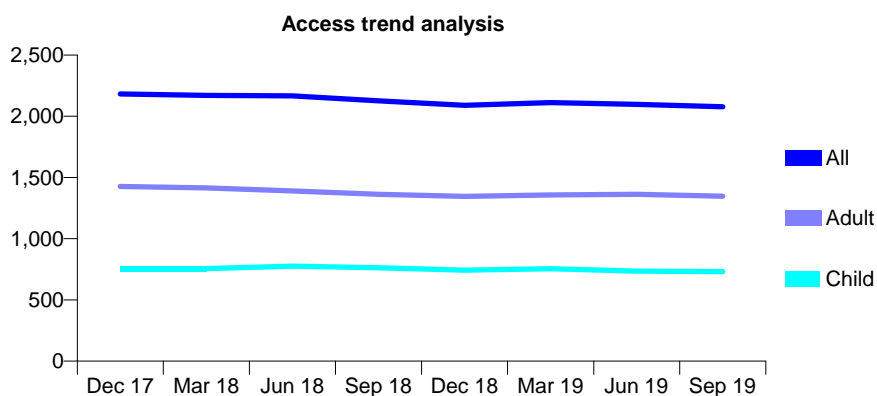
Q61 - Vital Signs At a Glance Contract Report for 929123/0001 - September 2019

Name or company name	MR R MEHROTRA
Contract type name	Pilot Contract
Purpose of contract	General
Contract start date	01/04/2006
Contract end date	

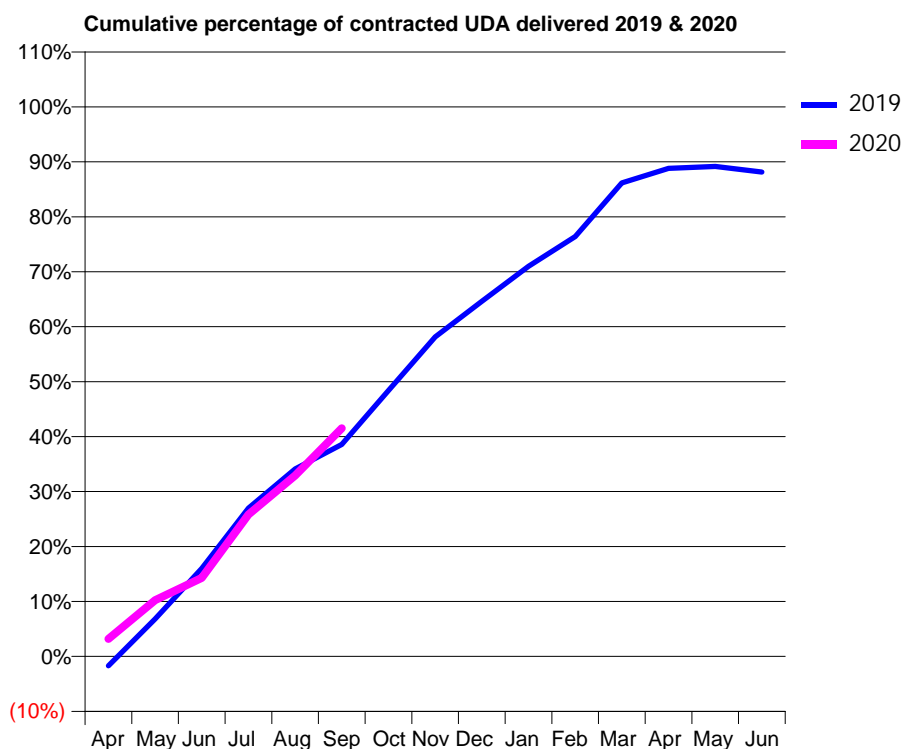
19/20 Contracted general activity (UDA)	6,329
Carry forward general activity (UDA)	0
19/20 Contracted orthodontic activity (UOA)	0
Carry forward orthodontic activity (UOA)	0
Baseline contract value	£232,742.56

ACCESS*

Patients seen in 24 months	Total	Change since previous quarter
Quarter ending September 2018	2,126	
Quarter ending December 2018	2,090	↓
Quarter ending March 2019	2,112	→
Quarter ending June 2019	2,098	→
Quarter ending September 2019	2,078	→
Variance since September 2018	(2.3%)	↓



ACTIVITY



Month	2019	2020
April	-108	202
May	433	647
June	1,014	904
July	1,709	1,634
August	2,160	2,083
September	2,442	2,627
October	3,062	
November	3,681	
December	4,089	
January	4,494	
February	4,835	
March	5,454	
April	5,620	
May	5,642	
June	5,579	

QUALITY

	Quantity	Base Number	Contract	AT	Region	England
% of FP17s for the same patient ID Re-attending within 3 months - Children	28	384	7.3%	11.1%	12.0%	11.5%
% of FP17s for the same patient ID Re-attending within 3 months - Adults	95	708	13.4%	16.6%	17.2%	15.4%
% of FP17s for the same patient ID Re-attending between 3 & 9 months - Children	162	384	42.2%	45.5%	49.4%	59.7%
% of FP17s for the same patient ID Re-attending between 3 & 9 months - Adults	258	708	36.4%	37.1%	39.2%	51.7%
% of FP17s for Band 1 Urgent Courses	72	1,032	7.0%	11.3%	11.0%	9.2%
% of FP17s Relating to Free Repair or Replacements	8	1,032	0.8%	0.5%	0.5%	0.7%
% of FP17s Relating to Continuations	12	1,032	1.2%	0.7%	0.7%	0.8%
% of Patients satisfied with the dentistry they have received	0	0	N/A	91.5%	90.9%	93.5%
% of Patients satisfied with the time they had to wait for an appointment	0	0	N/A	80.9%	83.7%	87.4%

* This is based on patients treated on this contract for their most recent course of treatment. Figures in italics indicate the base number of FP17s or Patient Questionnaire responses are less than 100. N/A is shown where the base number of responses is less than 10 during the period. % is calculated as Quantity/Base number*100

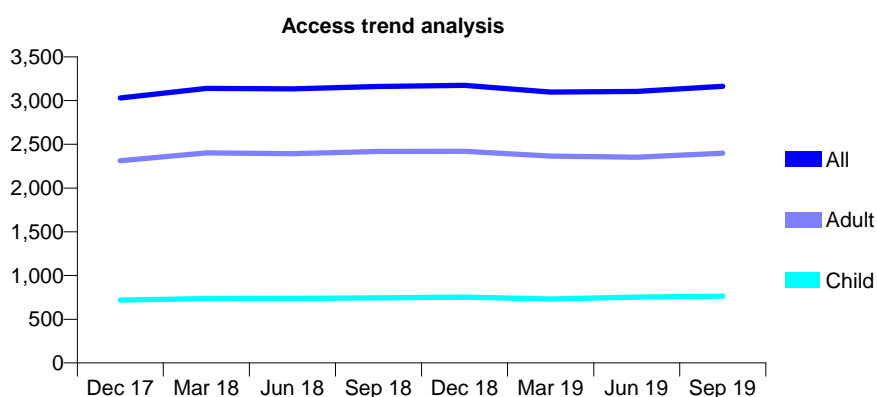
Q61 - Vital Signs At a Glance Contract Report for 929794/0001 - September 2019

Name or company name	MR NM OPARVAR
Contract type name	GDS Contract
Purpose of contract	General
Contract start date	01/04/2006
Contract end date	

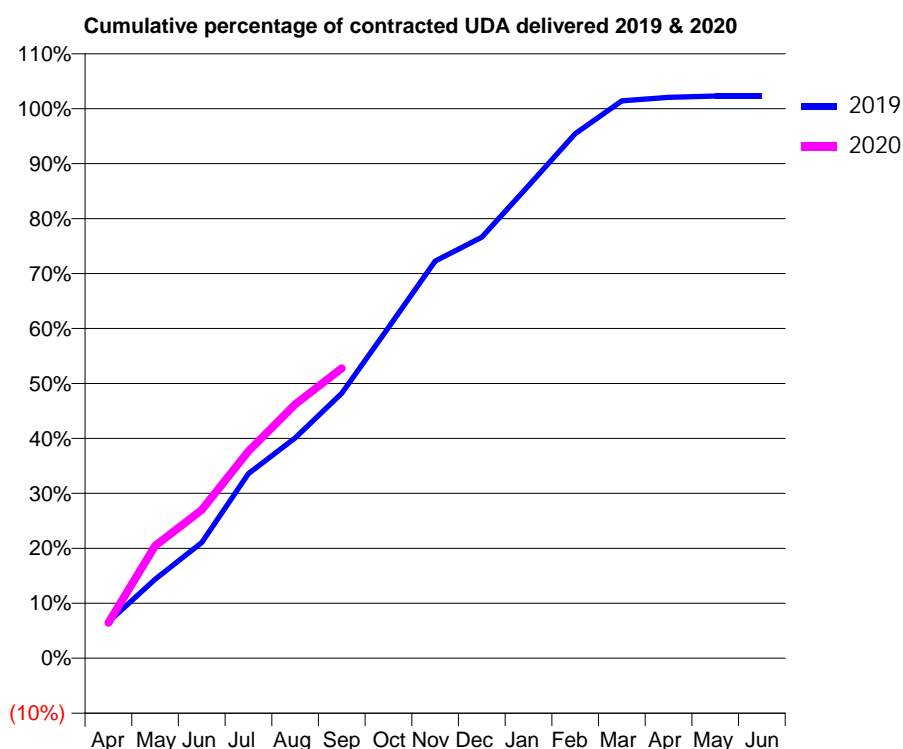
19/20 Contracted general activity (UDA)	6,907
Carry forward general activity (UDA)	-138
19/20 Contracted orthodontic activity (UOA)	0
Carry forward orthodontic activity (UOA)	0
Baseline contract value	£187,021.12

ACCESS*

Patients seen in 24 months	Total	Change since previous quarter
Quarter ending September 2018	3,161	
Quarter ending December 2018	3,174	→
Quarter ending March 2019	3,097	↓
Quarter ending June 2019	3,104	→
Quarter ending September 2019	3,163	→
Variance since September 2018	0.1%	→



ACTIVITY



Adjusted Scheduled Activity (UDA)		
Month	2019	2020
April	455	445
May	993	1,414
June	1,454	1,865
July	2,321	2,602
August	2,770	3,192
September	3,330	3,643
October	4,156	
November	4,993	
December	5,290	
January	5,939	
February	6,593	
March	7,006	
April	7,049	
May	7,066	
June	7,066	

QUALITY

	Quantity	Base Number	Contract	AT	Region	England
% of FP17s for the same patient ID Re-attending within 3 months - Children	22	507	4.3%	11.1%	12.0%	11.5%
% of FP17s for the same patient ID Re-attending within 3 months - Adults	105	1,378	7.6%	16.6%	17.2%	15.4%
% of FP17s for the same patient ID Re-attending between 3 & 9 months - Children	280	507	55.2%	45.5%	49.4%	59.7%
% of FP17s for the same patient ID Re-attending between 3 & 9 months - Adults	682	1,378	49.5%	37.1%	39.2%	51.7%
% of FP17s for Band 1 Urgent Courses	118	1,856	6.4%	11.3%	11.0%	9.2%
% of FP17s Relating to Free Repair or Replacements	0	1,856	0.0%	0.5%	0.5%	0.7%
% of FP17s Relating to Continuations	5	1,856	0.3%	0.7%	0.7%	0.8%
% of Patients satisfied with the dentistry they have received	1	1	N/A	91.5%	90.9%	93.5%
% of Patients satisfied with the time they had to wait for an appointment	1	1	N/A	80.9%	83.7%	87.4%

* This is based on patients treated on this contract for their most recent course of treatment. Figures in italics indicate the base number of FP17s or Patient Questionnaire responses are less than 100. N/A is shown where the base number of responses is less than 10 during the period. % is calculated as Quantity/Base number*100

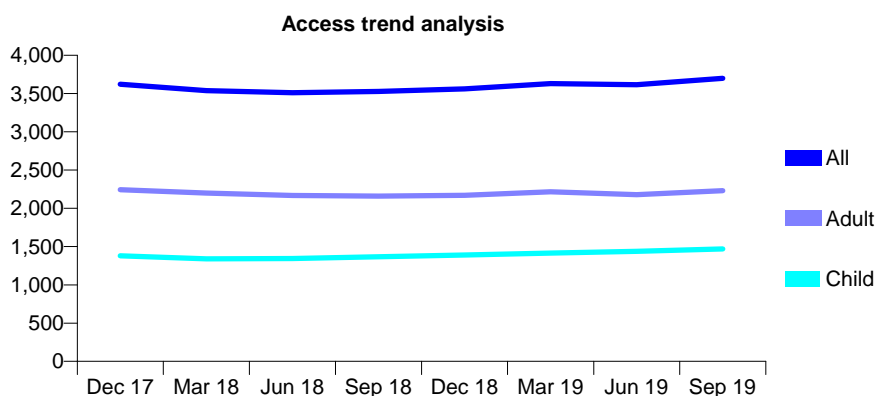
Q61 - Vital Signs At a Glance Contract Report for 932655/0001 - September 2019

Name or company name	MR M POURHASSAN GHAZIJAHANI
Contract type name	GDS Contract
Purpose of contract	General
Contract start date	01/04/2006
Contract end date	

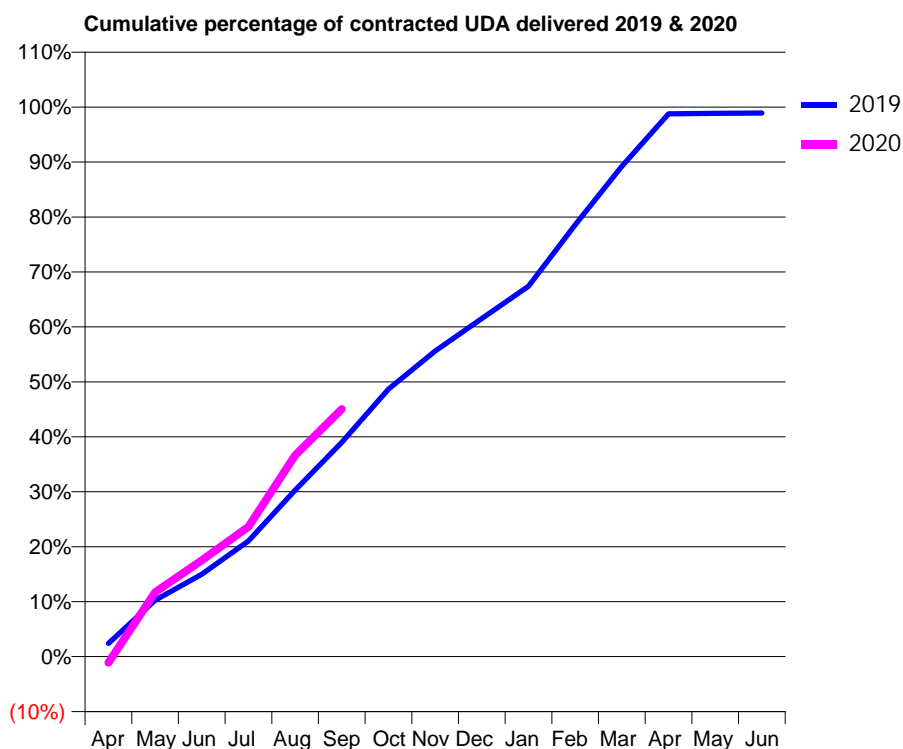
19/20 Contracted general activity (UDA)	7,776
Carry forward general activity (UDA)	85
19/20 Contracted orthodontic activity (UOA)	0
Carry forward orthodontic activity (UOA)	0
Baseline contract value	£224,312.39

ACCESS*

Patients seen in 24 months	Total	Change since previous quarter
Quarter ending September 2018	3,527	
Quarter ending December 2018	3,561	→
Quarter ending March 2019	3,630	→
Quarter ending June 2019	3,616	→
Quarter ending September 2019	3,699	↑
Variance since September 2018	4.9%	↑



ACTIVITY



Month	Adjusted Scheduled Activity (UDA)	
	2019	2020
April	188	-85
May	799	912
June	1,165	1,364
July	1,636	1,839
August	2,357	2,851
September	3,031	3,502
October	3,786	
November	4,323	
December	4,785	
January	5,242	
February	6,110	
March	6,937	
April	7,681	
May	7,687	
June	7,690	

QUALITY

	Quantity	Base Number	Contract	AT	Region	England
% of FP17s for the same patient ID Re-attending within 3 months - Children	33	879	3.8%	11.1%	12.0%	11.5%
% of FP17s for the same patient ID Re-attending within 3 months - Adults	130	1,183	11.0%	16.6%	17.2%	15.4%
% of FP17s for the same patient ID Re-attending between 3 & 9 months - Children	401	879	45.6%	45.5%	49.4%	59.7%
% of FP17s for the same patient ID Re-attending between 3 & 9 months - Adults	434	1,183	36.7%	37.1%	39.2%	51.7%
% of FP17s for Band 1 Urgent Courses	100	1,733	5.8%	11.3%	11.0%	9.2%
% of FP17s Relating to Free Repair or Replacements	11	1,733	0.6%	0.5%	0.5%	0.7%
% of FP17s Relating to Continuations	12	1,733	0.7%	0.7%	0.7%	0.8%
% of Patients satisfied with the dentistry they have received	2	2	N/A	91.5%	90.9%	93.5%
% of Patients satisfied with the time they had to wait for an appointment	2	2	N/A	80.9%	83.7%	87.4%

* This is based on patients treated on this contract for their most recent course of treatment. Figures in italics indicate the base number of FP17s or Patient Questionnaire responses are less than 100. N/A is shown where the base number of responses is less than 10 during the period. % is calculated as Quantity/Base number*100

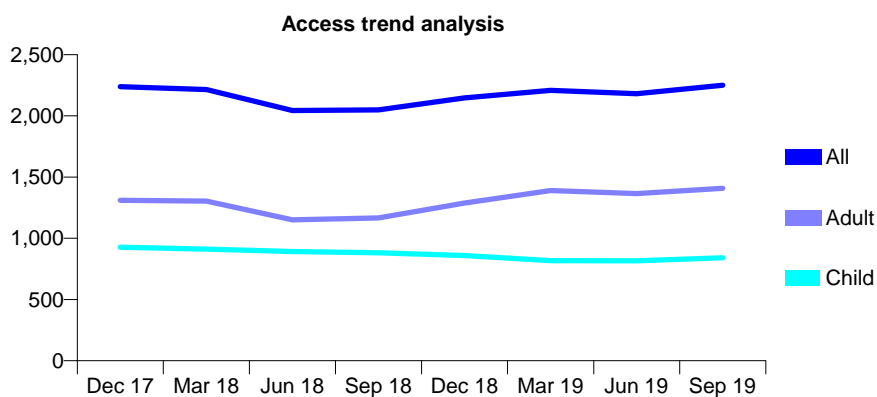
Q61 - Vital Signs At a Glance Contract Report for 932752/0002 - September 2019

Name or company name	Wood Street Dental Surgery
Contract type name	GDS Contract
Purpose of contract	General
Contract start date	01/04/2006
Contract end date	

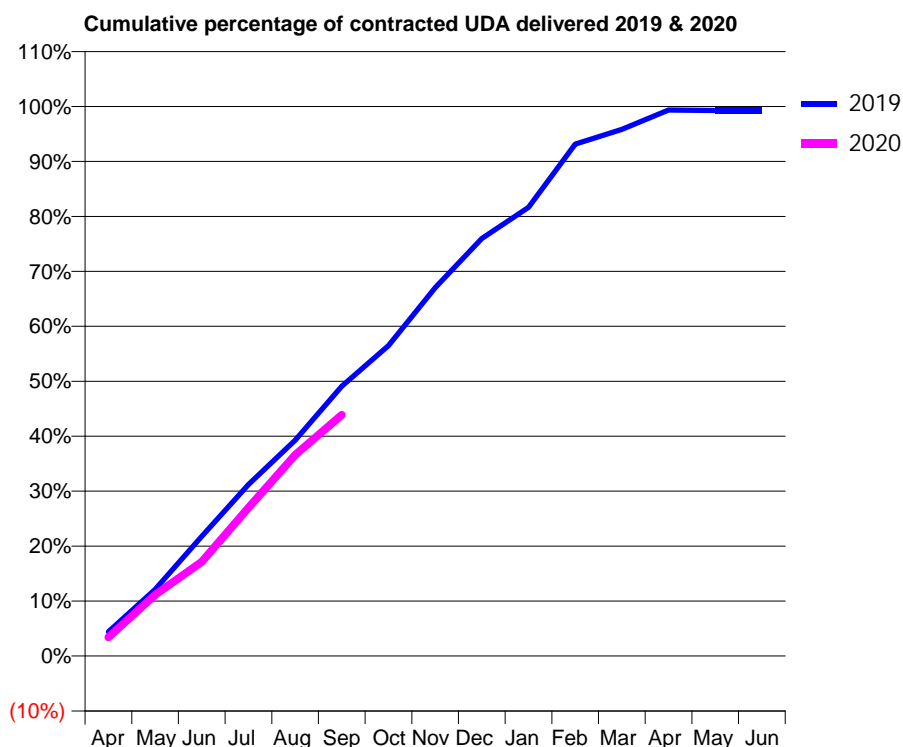
19/20 Contracted general activity (UDA)	5,651
Carry forward general activity (UDA)	41
19/20 Contracted orthodontic activity (UOA)	0
Carry forward orthodontic activity (UOA)	0
Baseline contract value	£170,160.59

ACCESS*

Patients seen in 24 months	Total	Change since previous quarter
Quarter ending September 2018	2,048	
Quarter ending December 2018	2,148	↑
Quarter ending March 2019	2,209	↑
Quarter ending June 2019	2,181	↓
Quarter ending September 2019	2,250	↑
Variance since September 2018	9.9%	↑



ACTIVITY



Month	Adjusted Scheduled Activity (UDA)	
	2019	2020
April	251	195
May	684	630
June	1,231	968
July	1,764	1,524
August	2,220	2,067
September	2,774	2,479
October	3,192	
November	3,789	
December	4,293	
January	4,614	
February	5,264	
March	5,414	
April	5,615	
May	5,609	
June	5,609	

QUALITY

	Quantity	Base Number	Contract	AT	Region	England
% of FP17s for the same patient ID Re-attending within 3 months - Children	19	564	3.4%	11.1%	12.0%	11.5%
% of FP17s for the same patient ID Re-attending within 3 months - Adults	107	802	13.3%	16.6%	17.2%	15.4%
% of FP17s for the same patient ID Re-attending between 3 & 9 months - Children	225	564	39.9%	45.5%	49.4%	59.7%
% of FP17s for the same patient ID Re-attending between 3 & 9 months - Adults	264	802	32.9%	37.1%	39.2%	51.7%
% of FP17s for Band 1 Urgent Courses	190	1,269	15.0%	11.3%	11.0%	9.2%
% of FP17s Relating to Free Repair or Replacements	0	1,269	0.0%	0.5%	0.5%	0.7%
% of FP17s Relating to Continuations	0	1,269	0.0%	0.7%	0.7%	0.8%
% of Patients satisfied with the dentistry they have received	0	0	N/A	91.5%	90.9%	93.5%
% of Patients satisfied with the time they had to wait for an appointment	0	0	N/A	80.9%	83.7%	87.4%

* This is based on patients treated on this contract for their most recent course of treatment. Figures in italics indicate the base number of FP17s or Patient Questionnaire responses are less than 100. N/A is shown where the base number of responses is less than 10 during the period. % is calculated as Quantity/Base number*100

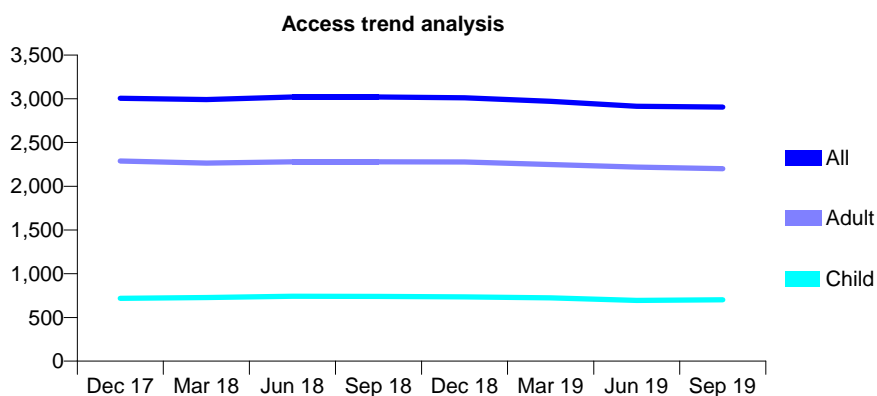
Q61 - Vital Signs At a Glance Contract Report for 932965/0001 - September 2019

Name or company name	MR A MEHRI
Contract type name	GDS Contract
Purpose of contract	General
Contract start date	01/04/2006
Contract end date	

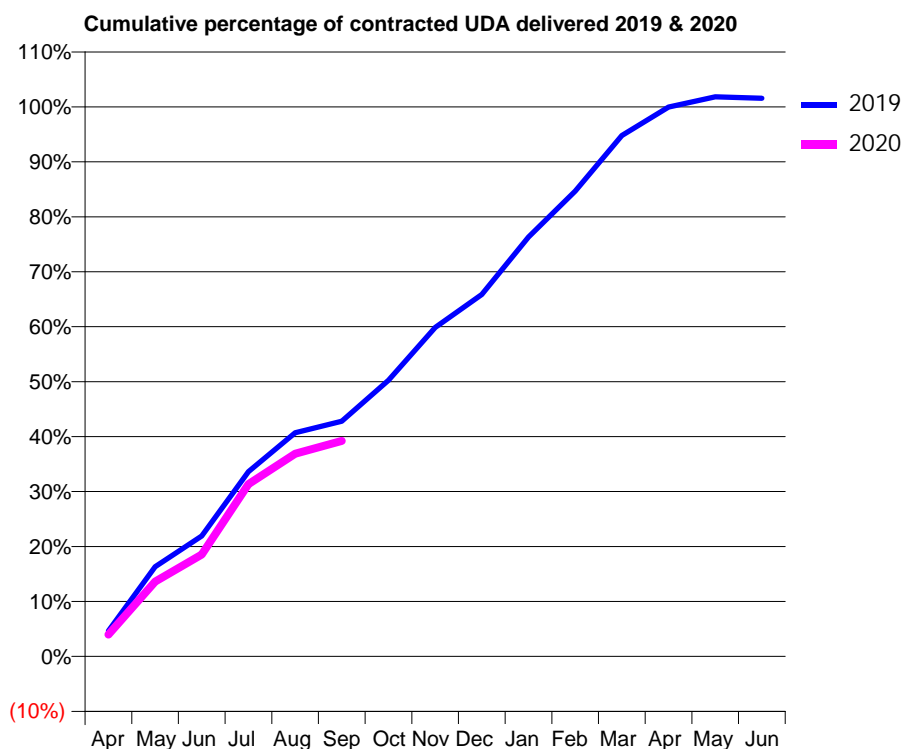
19/20 Contracted general activity (UDA)	11,839
Carry forward general activity (UDA)	-185
19/20 Contracted orthodontic activity (UOA)	0
Carry forward orthodontic activity (UOA)	0
Baseline contract value	£408,457.60

ACCESS*

Patients seen in 24 months	Total	Change since previous quarter
Quarter ending September 2018	3,020	
Quarter ending December 2018	3,011	→
Quarter ending March 2019	2,972	↓
Quarter ending June 2019	2,913	↓
Quarter ending September 2019	2,905	→
Variance since September 2018	(3.8%)	↓



ACTIVITY



Month	2019	2020
April	551	469
May	1,932	1,613
June	2,595	2,196
July	3,981	3,709
August	4,821	4,365
September	5,065	4,641
October	5,950	
November	7,087	
December	7,800	
January	9,035	
February	10,025	
March	11,221	
April	11,836	
May	12,055	
June	12,025	

QUALITY

	Quantity	Base Number	Contract	AT	Region	England
% of FP17s for the same patient ID Re-attending within 3 months - Children	28	370	7.6%	11.1%	12.0%	11.5%
% of FP17s for the same patient ID Re-attending within 3 months - Adults	119	1,067	11.2%	16.6%	17.2%	15.4%
% of FP17s for the same patient ID Re-attending between 3 & 9 months - Children	97	370	26.2%	45.5%	49.4%	59.7%
% of FP17s for the same patient ID Re-attending between 3 & 9 months - Adults	308	1,067	28.9%	37.1%	39.2%	51.7%
% of FP17s for Band 1 Urgent Courses	103	1,133	9.1%	11.3%	11.0%	9.2%
% of FP17s Relating to Free Repair or Replacements	0	1,133	0.0%	0.5%	0.5%	0.7%
% of FP17s Relating to Continuations	3	1,133	0.3%	0.7%	0.7%	0.8%
% of Patients satisfied with the dentistry they have received	0	0	N/A	91.5%	90.9%	93.5%
% of Patients satisfied with the time they had to wait for an appointment	0	0	N/A	80.9%	83.7%	87.4%

* This is based on patients treated on this contract for their most recent course of treatment. Figures in italics indicate the base number of FP17s or Patient Questionnaire responses are less than 100. N/A is shown where the base number of responses is less than 10 during the period. % is calculated as Quantity/Base number*100

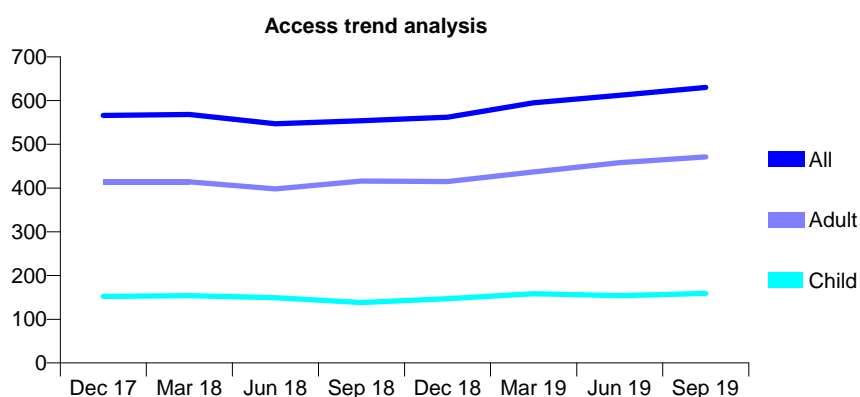
Q61 - Vital Signs At a Glance Contract Report for 932965/0002 - September 2019

Name or company name	MR A MEHRI
Contract type name	GDS Contract
Purpose of contract	General
Contract start date	01/04/2006
Contract end date	

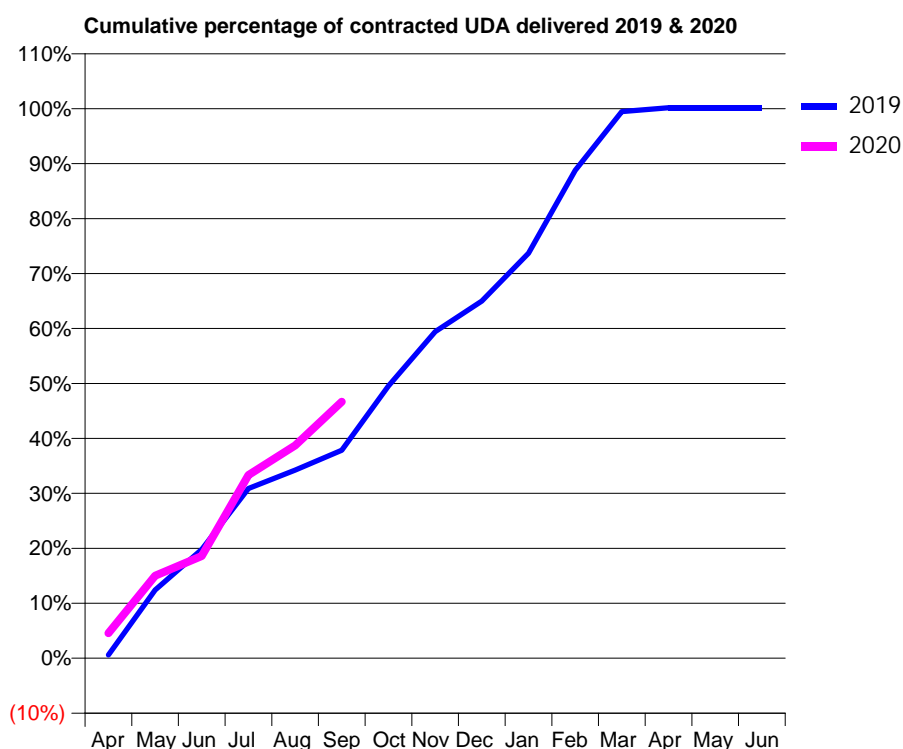
19/20 Contracted general activity (UDA)	2,866
Carry forward general activity (UDA)	-4
19/20 Contracted orthodontic activity (UOA)	0
Carry forward orthodontic activity (UOA)	0
Baseline contract value	£94,116.35

ACCESS*

Patients seen in 24 months	Total	Change since previous quarter
Quarter ending September 2018	554	
Quarter ending December 2018	562	→
Quarter ending March 2019	595	↑
Quarter ending June 2019	612	↑
Quarter ending September 2019	630	↑
Variance since September 2018	13.7%	↑



ACTIVITY



Month	2019	2020
April	17	130
May	357	430
June	567	533
July	885	955
August	981	1,110
September	1,085	1,338
October	1,420	
November	1,703	
December	1,863	
January	2,112	
February	2,545	
March	2,850	
April	2,871	
May	2,871	
June	2,871	

QUALITY

	Quantity	Base Number	Contract	AT	Region	England
% of FP17s for the same patient ID Re-attending within 3 months - Children	12	82	14.6%	11.1%	12.0%	11.5%
% of FP17s for the same patient ID Re-attending within 3 months - Adults	37	235	15.7%	16.6%	17.2%	15.4%
% of FP17s for the same patient ID Re-attending between 3 & 9 months - Children	23	82	28.0%	45.5%	49.4%	59.7%
% of FP17s for the same patient ID Re-attending between 3 & 9 months - Adults	77	235	32.8%	37.1%	39.2%	51.7%
% of FP17s for Band 1 Urgent Courses	40	307	13.0%	11.3%	11.0%	9.2%
% of FP17s Relating to Free Repair or Replacements	0	307	0.0%	0.5%	0.5%	0.7%
% of FP17s Relating to Continuations	2	307	0.7%	0.7%	0.7%	0.8%
% of Patients satisfied with the dentistry they have received	0	0	N/A	91.5%	90.9%	93.5%
% of Patients satisfied with the time they had to wait for an appointment	0	0	N/A	80.9%	83.7%	87.4%

* This is based on patients treated on this contract for their most recent course of treatment. Figures in italics indicate the base number of FP17s or Patient Questionnaire responses are less than 100. N/A is shown where the base number of responses is less than 10 during the period. % is calculated as Quantity/Base number*100

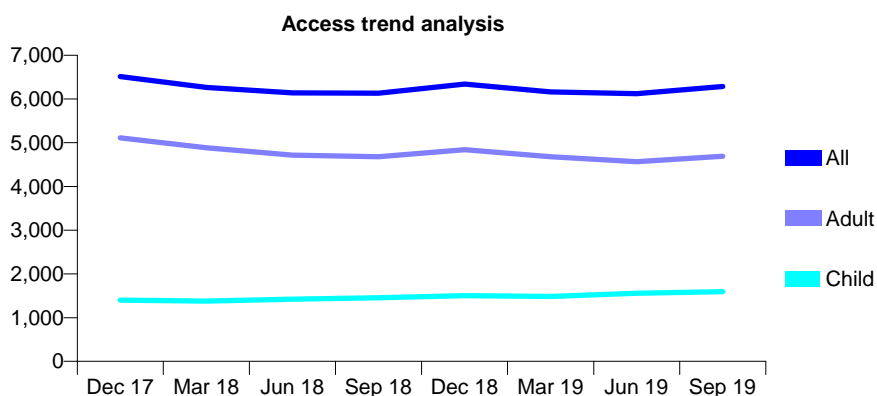
Q61 - Vital Signs At a Glance Contract Report for 934828/0001 - September 2019

Name or company name	MR L MASHENSKY
Contract type name	GDS Contract
Purpose of contract	General
Contract start date	01/04/2006
Contract end date	

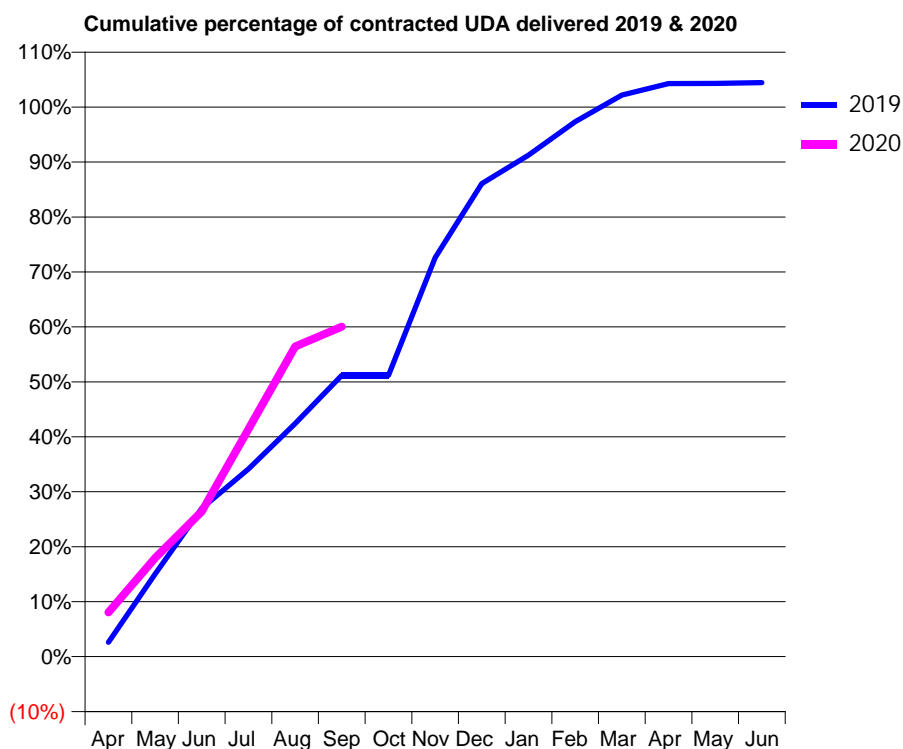
19/20 Contracted general activity (UDA)	10,473
Carry forward general activity (UDA)	0
19/20 Contracted orthodontic activity (UOA)	0
Carry forward orthodontic activity (UOA)	0
Baseline contract value	£393,626.87

ACCESS*

Patients seen in 24 months	Total	Change since previous quarter
Quarter ending September 2018	6,133	
Quarter ending December 2018	6,342	↑
Quarter ending March 2019	6,163	↓
Quarter ending June 2019	6,120	→
Quarter ending September 2019	6,284	↑
Variance since September 2018	2.5%	↑



ACTIVITY



Month	Adjusted Scheduled Activity (UDA)	
	2019	2020
April	273	846
May	1,574	1,882
June	2,828	2,767
July	3,577	4,334
August	4,443	5,911
September	5,360	6,286
October	5,360	
November	7,606	
December	9,013	
January	9,556	
February	10,195	
March	10,700	
April	10,921	
May	10,926	
June	10,941	

QUALITY

	Quantity	Base Number	Contract	AT	Region	England
% of FP17s for the same patient ID Re-attending within 3 months - Children	37	783	4.7%	11.1%	12.0%	11.5%
% of FP17s for the same patient ID Re-attending within 3 months - Adults	95	1,912	5.0%	16.6%	17.2%	15.4%
% of FP17s for the same patient ID Re-attending between 3 & 9 months - Children	138	783	17.6%	45.5%	49.4%	59.7%
% of FP17s for the same patient ID Re-attending between 3 & 9 months - Adults	262	1,912	13.7%	37.1%	39.2%	51.7%
% of FP17s for Band 1 Urgent Courses	105	2,572	4.1%	11.3%	11.0%	9.2%
% of FP17s Relating to Free Repair or Replacements	0	2,572	0.0%	0.5%	0.5%	0.7%
% of FP17s Relating to Continuations	18	2,572	0.7%	0.7%	0.7%	0.8%
% of Patients satisfied with the dentistry they have received	1	1	N/A	91.5%	90.9%	93.5%
% of Patients satisfied with the time they had to wait for an appointment	1	1	N/A	80.9%	83.7%	87.4%

* This is based on patients treated on this contract for their most recent course of treatment. Figures in italics indicate the base number of FP17s or Patient Questionnaire responses are less than 100. N/A is shown where the base number of responses is less than 10 during the period. % is calculated as Quantity/Base number*100

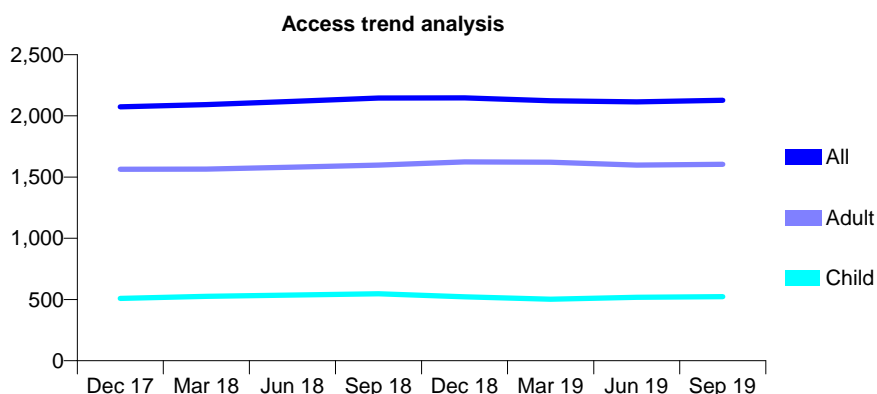
Q61 - Vital Signs At a Glance Contract Report for 935670/0001 - September 2019

Name or company name	MR PK OCANSEY
Contract type name	GDS Contract
Purpose of contract	General
Contract start date	01/04/2006
Contract end date	

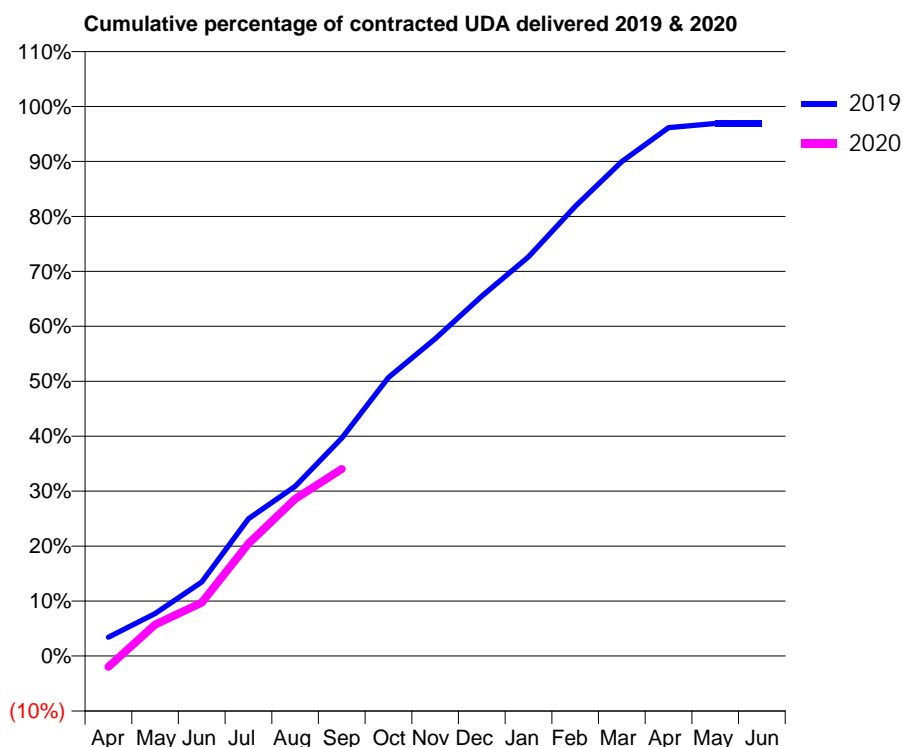
19/20 Contracted general activity (UDA)	7,145
Carry forward general activity (UDA)	220
19/20 Contracted orthodontic activity (UOA)	0
Carry forward orthodontic activity (UOA)	0
Baseline contract value	£208,966.42

ACCESS*

Patients seen in 24 months	Total	Change since previous quarter
Quarter ending September 2018	2,145	
Quarter ending December 2018	2,147	→
Quarter ending March 2019	2,124	↓
Quarter ending June 2019	2,115	→
Quarter ending September 2019	2,128	→
Variance since September 2018	(0.8%)	→



ACTIVITY



Month	Adjusted Scheduled Activity (UDA)	
	2019	2020
April	245	-142
May	553	408
June	963	694
July	1,785	1,463
August	2,207	2,044
September	2,834	2,432
October	3,622	
November	4,126	
December	4,679	
January	5,191	
February	5,846	
March	6,428	
April	6,868	
May	6,925	
June	6,925	

QUALITY

	Quantity	Base Number	Contract	AT	Region	England
% of FP17s for the same patient ID Re-attending within 3 months - Children	13	287	4.5%	11.1%	12.0%	11.5%
% of FP17s for the same patient ID Re-attending within 3 months - Adults	71	707	10.0%	16.6%	17.2%	15.4%
% of FP17s for the same patient ID Re-attending between 3 & 9 months - Children	99	287	34.5%	45.5%	49.4%	59.7%
% of FP17s for the same patient ID Re-attending between 3 & 9 months - Adults	261	707	36.9%	37.1%	39.2%	51.7%
% of FP17s for Band 1 Urgent Courses	46	844	5.5%	11.3%	11.0%	9.2%
% of FP17s Relating to Free Repair or Replacements	6	844	0.7%	0.5%	0.5%	0.7%
% of FP17s Relating to Continuations	9	844	1.1%	0.7%	0.7%	0.8%
% of Patients satisfied with the dentistry they have received	0	0	N/A	91.5%	90.9%	93.5%
% of Patients satisfied with the time they had to wait for an appointment	0	0	N/A	80.9%	83.7%	87.4%

* This is based on patients treated on this contract for their most recent course of treatment. Figures in italics indicate the base number of FP17s or Patient Questionnaire responses are less than 100. N/A is shown where the base number of responses is less than 10 during the period. % is calculated as Quantity/Base number*100

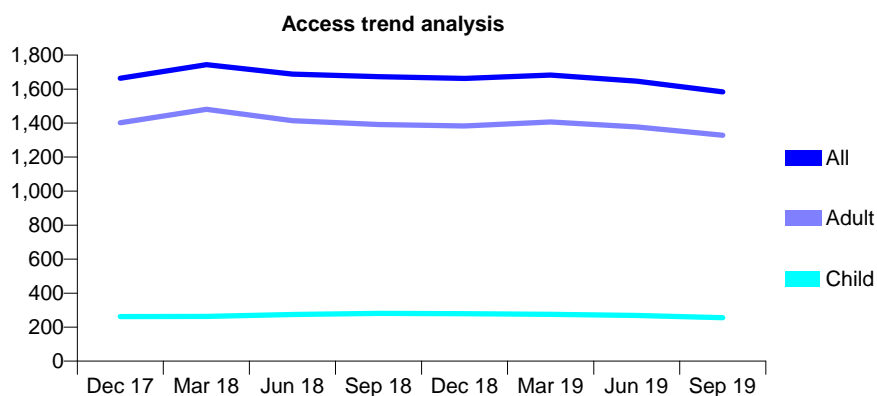
Q61 - Vital Signs At a Glance Contract Report for 935964/0001 - September 2019

Name or company name	MS KN RAO
Contract type name	GDS Contract
Purpose of contract	General
Contract start date	01/04/2006
Contract end date	

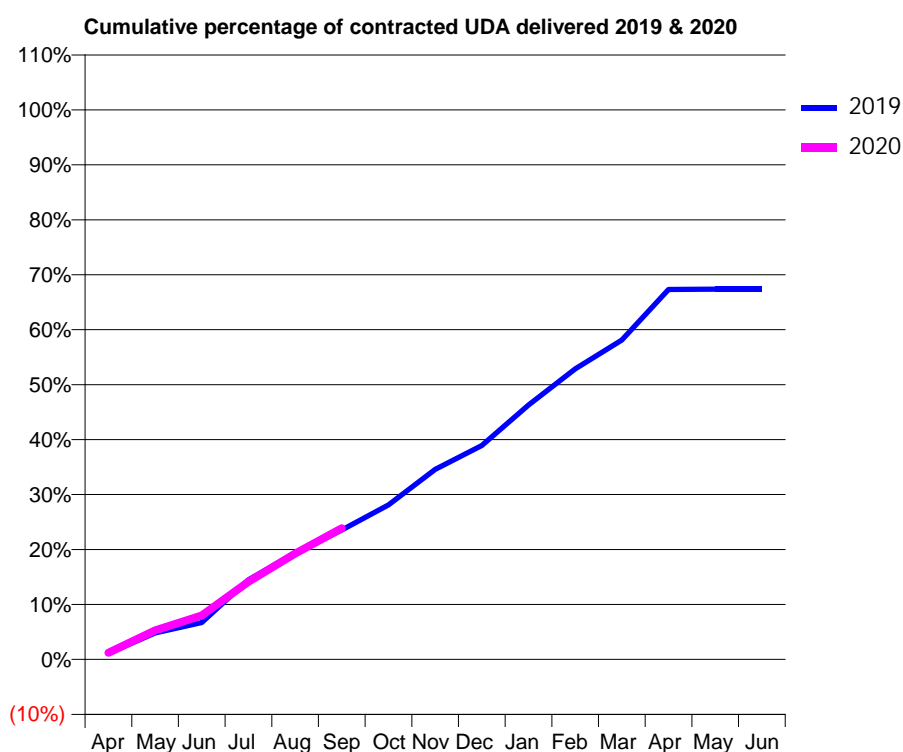
19/20 Contracted general activity (UDA)	7,018
Carry forward general activity (UDA)	0
19/20 Contracted orthodontic activity (UOA)	0
Carry forward orthodontic activity (UOA)	0
Baseline contract value	£213,948.76

ACCESS*

Patients seen in 24 months	Total	Change since previous quarter
Quarter ending September 2018	1,673	
Quarter ending December 2018	1,662	→
Quarter ending March 2019	1,682	→
Quarter ending June 2019	1,647	↓
Quarter ending September 2019	1,583	↓
Variance since September 2018	(5.4%)	↓



ACTIVITY



Month	2019	2020
April	77	86
May	337	372
June	471	561
July	1,017	991
August	1,358	1,351
September	1,653	1,676
October	1,972	
November	2,428	
December	2,731	
January	3,248	
February	3,710	
March	4,079	
April	4,726	
May	4,729	
June	4,729	

QUALITY

	Quantity	Base Number	Contract	AT	Region	England
% of FP17s for the same patient ID Re-attending within 3 months - Children	1	109	0.9%	11.1%	12.0%	11.5%
% of FP17s for the same patient ID Re-attending within 3 months - Adults	28	520	5.4%	16.6%	17.2%	15.4%
% of FP17s for the same patient ID Re-attending between 3 & 9 months - Children	35	109	32.1%	45.5%	49.4%	59.7%
% of FP17s for the same patient ID Re-attending between 3 & 9 months - Adults	134	520	25.8%	37.1%	39.2%	51.7%
% of FP17s for Band 1 Urgent Courses	59	516	11.4%	11.3%	11.0%	9.2%
% of FP17s Relating to Free Repair or Replacements	0	516	0.0%	0.5%	0.5%	0.7%
% of FP17s Relating to Continuations	0	516	0.0%	0.7%	0.7%	0.8%
% of Patients satisfied with the dentistry they have received	1	1	N/A	91.5%	90.9%	93.5%
% of Patients satisfied with the time they had to wait for an appointment	1	1	N/A	80.9%	83.7%	87.4%

* This is based on patients treated on this contract for their most recent course of treatment. Figures in italics indicate the base number of FP17s or Patient Questionnaire responses are less than 100. N/A is shown where the base number of responses is less than 10 during the period. % is calculated as Quantity/Base number*100

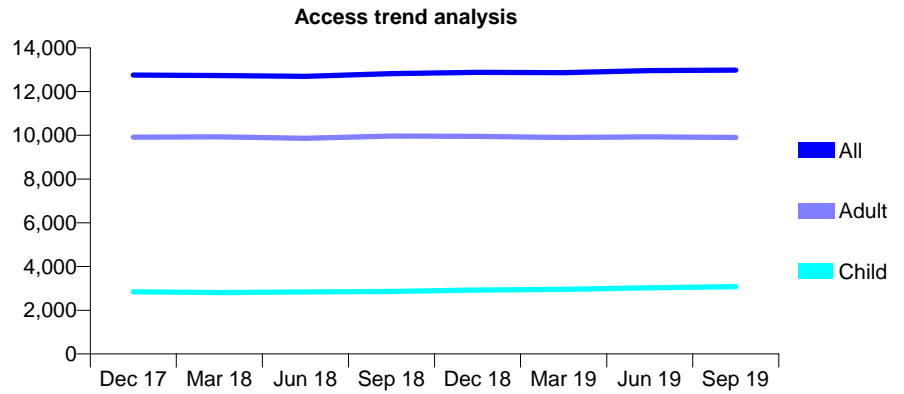
Q61 - Vital Signs At a Glance Contract Report for 936685/0001 - September 2019

Name or company name	MR K MADJIDZADEH AVAL
Contract type name	GDS Contract
Purpose of contract	General
Contract start date	01/04/2006
Contract end date	

19/20 Contracted general activity (UDA)	33,835
Carry forward general activity (UDA)	-489
19/20 Contracted orthodontic activity (UOA)	0
Carry forward orthodontic activity (UOA)	0
Baseline contract value	£983,913.59

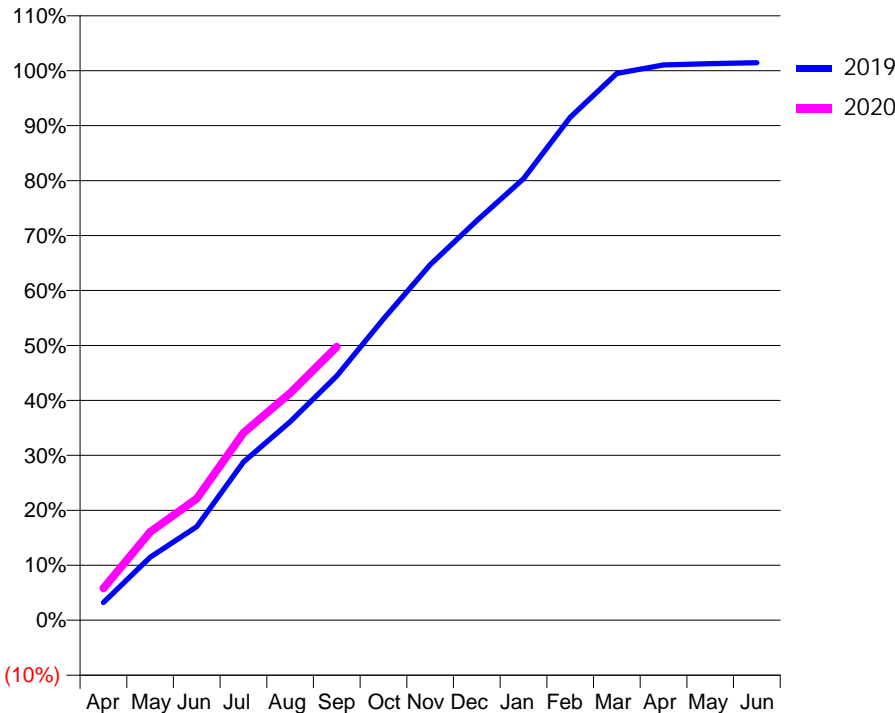
ACCESS*

Patients seen in 24 months	Total	Change since previous quarter
Quarter ending September 2018	12,818	
Quarter ending December 2018	12,879	→
Quarter ending March 2019	12,860	→
Quarter ending June 2019	12,958	→
Quarter ending September 2019	12,982	→
Variance since September 2018	1.3%	→



ACTIVITY

Cumulative percentage of contracted UDA delivered 2019 & 2020



Month	2019	2020
April	1,087	1,968
May	3,881	5,433
June	5,762	7,482
July	9,742	11,529
August	12,224	13,987
September	15,036	16,836
October	18,552	
November	21,891	
December	24,599	
January	27,184	
February	30,965	
March	33,659	
April	34,187	
May	34,266	
June	34,325	

QUALITY

	Quantity	Base Number	Contract	AT	Region	England
% of FP17s for the same patient ID Re-attending within 3 months - Children	101	1,798	5.6%	11.1%	12.0%	11.5%
% of FP17s for the same patient ID Re-attending within 3 months - Adults	636	5,320	12.0%	16.6%	17.2%	15.4%
% of FP17s for the same patient ID Re-attending between 3 & 9 months - Children	749	1,798	41.7%	45.5%	49.4%	59.7%
% of FP17s for the same patient ID Re-attending between 3 & 9 months - Adults	2,165	5,320	40.7%	37.1%	39.2%	51.7%
% of FP17s for Band 1 Urgent Courses	809	6,836	11.8%	11.3%	11.0%	9.2%
% of FP17s Relating to Free Repair or Replacements	20	6,836	0.3%	0.5%	0.5%	0.7%
% of FP17s Relating to Continuations	34	6,836	0.5%	0.7%	0.7%	0.8%
% of Patients satisfied with the dentistry they have received	4	5	N/A	91.5%	90.9%	93.5%
% of Patients satisfied with the time they had to wait for an appointment	4	5	N/A	80.9%	83.7%	87.4%

* This is based on patients treated on this contract for their most recent course of treatment. Figures in italics indicate the base number of FP17s or Patient Questionnaire responses are less than 100. N/A is shown where the base number of responses is less than 10 during the period. % is calculated as Quantity/Base number*100

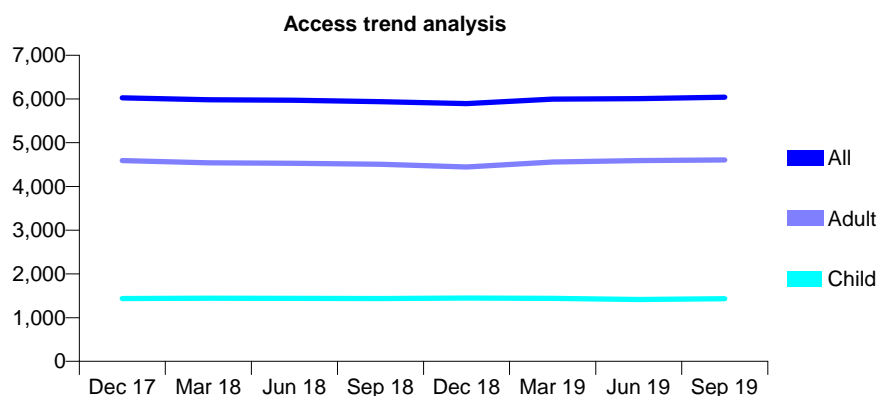
Q61 - Vital Signs At a Glance Contract Report for 937436/0006 - September 2019

Name or company name	MR DJ SACKWILD
Contract type name	GDS Contract
Purpose of contract	General
Contract start date	01/11/2013
Contract end date	

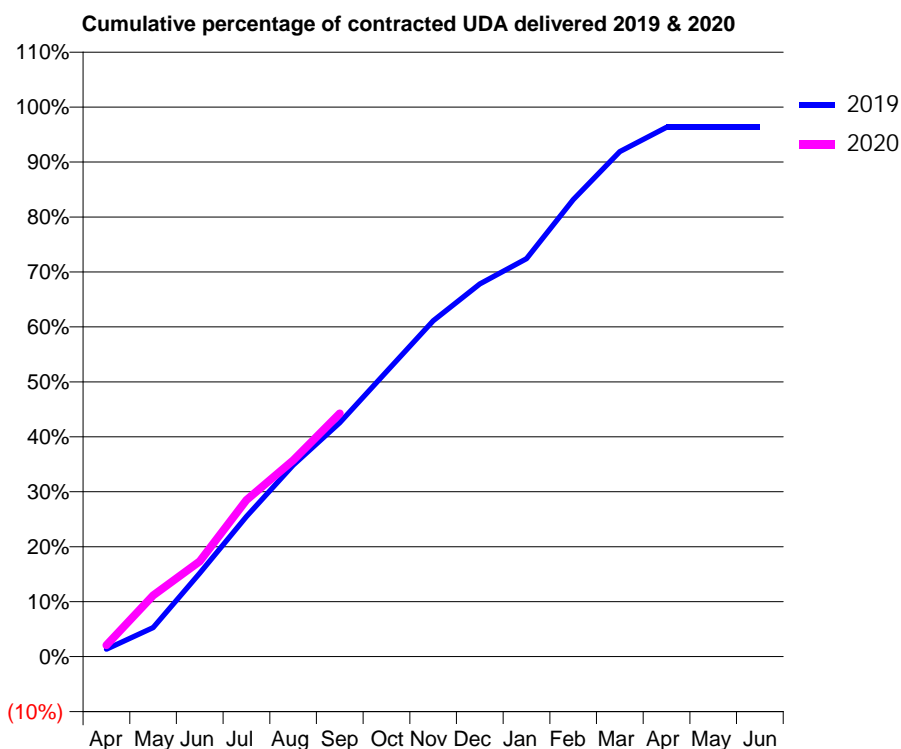
19/20 Contracted general activity (UDA)	17,260
Carry forward general activity (UDA)	632
19/20 Contracted orthodontic activity (UOA)	0
Carry forward orthodontic activity (UOA)	0
Baseline contract value	£447,543.85

ACCESS*

Patients seen in 24 months	Total	Change since previous quarter
Quarter ending September 2018	5,941	
Quarter ending December 2018	5,894	→
Quarter ending March 2019	5,999	→
Quarter ending June 2019	6,006	→
Quarter ending September 2019	6,041	→
Variance since September 2018	1.7%	→



ACTIVITY



Month	Adjusted Scheduled Activity (UDA)	
	2019	2020
April	239	359
May	912	1,924
June	2,621	2,994
July	4,401	4,919
August	6,017	6,163
September	7,344	7,639
October	8,948	
November	10,548	
December	11,705	
January	12,498	
February	14,354	
March	15,860	
April	16,627	
May	16,627	
June	16,628	

QUALITY

	Quantity	Base Number	Contract	AT	Region	England
% of FP17s for the same patient ID Re-attending within 3 months - Children	81	828	9.8%	11.1%	12.0%	11.5%
% of FP17s for the same patient ID Re-attending within 3 months - Adults	272	2,304	11.8%	16.6%	17.2%	15.4%
% of FP17s for the same patient ID Re-attending between 3 & 9 months - Children	303	828	36.6%	45.5%	49.4%	59.7%
% of FP17s for the same patient ID Re-attending between 3 & 9 months - Adults	578	2,304	25.1%	37.1%	39.2%	51.7%
% of FP17s for Band 1 Urgent Courses	575	2,906	19.8%	11.3%	11.0%	9.2%
% of FP17s Relating to Free Repair or Replacements	0	2,906	0.0%	0.5%	0.5%	0.7%
% of FP17s Relating to Continuations	17	2,906	0.6%	0.7%	0.7%	0.8%
% of Patients satisfied with the dentistry they have received	2	2	N/A	91.5%	90.9%	93.5%
% of Patients satisfied with the time they had to wait for an appointment	2	2	N/A	80.9%	83.7%	87.4%

* This is based on patients treated on this contract for their most recent course of treatment. Figures in italics indicate the base number of FP17s or Patient Questionnaire responses are less than 100. N/A is shown where the base number of responses is less than 10 during the period. % is calculated as Quantity/Base number*100

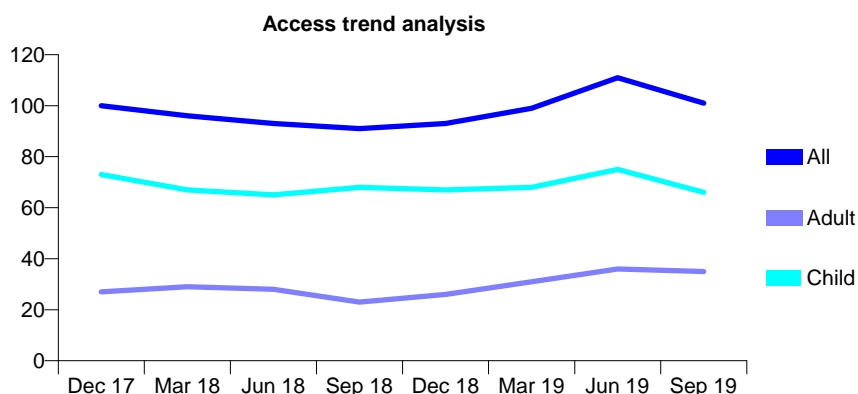
Q61 - Vital Signs At a Glance Contract Report for 941999/0001 - September 2019

Name or company name	MRS S DASWANI
Contract type name	GDS Contract
Purpose of contract	General
Contract start date	01/04/2006
Contract end date	17/06/2019

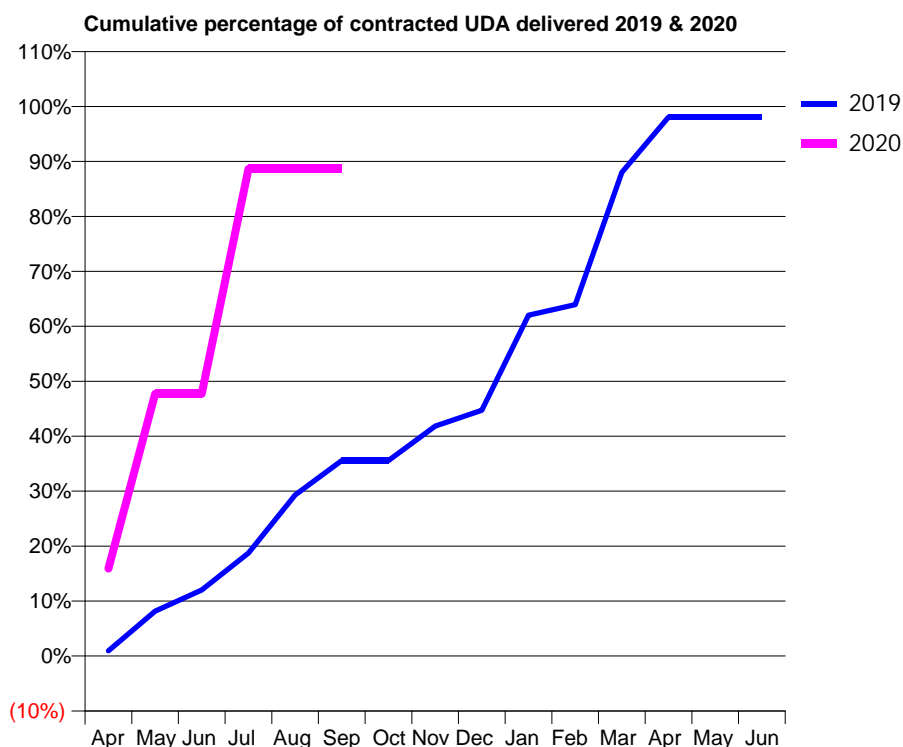
19/20 Contracted general activity (UDA)	44
Carry forward general activity (UDA)	0
19/20 Contracted orthodontic activity (UOA)	0
Carry forward orthodontic activity (UOA)	0
Baseline contract value	£1,078.58

ACCESS*

Patients seen in 24 months	Total	Change since previous quarter
Quarter ending September 2018	91	
Quarter ending December 2018	93	↑
Quarter ending March 2019	99	↑
Quarter ending June 2019	111	↑
Quarter ending September 2019	101	↓
Variance since September 2018	11.0%	↑



ACTIVITY



Month	Adjusted Scheduled Activity (UDA)	
	2019	2020
April	2	7
May	17	21
June	25	21
July	39	39
August	61	39
September	74	39
October	74	
November	87	
December	93	
January	129	
February	133	
March	183	
April	204	
May	204	
June	204	

QUALITY

	Quantity	Base Number	Contract	AT	Region	England
% of FP17s for the same patient ID Re-attending within 3 months - Children	1	26	3.8%	11.1%	12.0%	11.5%
% of FP17s for the same patient ID Re-attending within 3 months - Adults	0	8	0.0%	16.6%	17.2%	15.4%
% of FP17s for the same patient ID Re-attending between 3 & 9 months - Children	9	26	34.6%	45.5%	49.4%	59.7%
% of FP17s for the same patient ID Re-attending between 3 & 9 months - Adults	2	8	25.0%	37.1%	39.2%	51.7%
% of FP17s for Band 1 Urgent Courses	0	25	0.0%	11.3%	11.0%	9.2%
% of FP17s Relating to Free Repair or Replacements	0	25	0.0%	0.5%	0.5%	0.7%
% of FP17s Relating to Continuations	0	25	0.0%	0.7%	0.7%	0.8%
% of Patients satisfied with the dentistry they have received	0	0	N/A	91.5%	90.9%	93.5%
% of Patients satisfied with the time they had to wait for an appointment	0	0	N/A	80.9%	83.7%	87.4%

* This is based on patients treated on this contract for their most recent course of treatment. Figures in italics indicate the base number of FP17s or Patient Questionnaire responses are less than 100. N/A is shown where the base number of responses is less than 10 during the period. % is calculated as Quantity/Base number*100

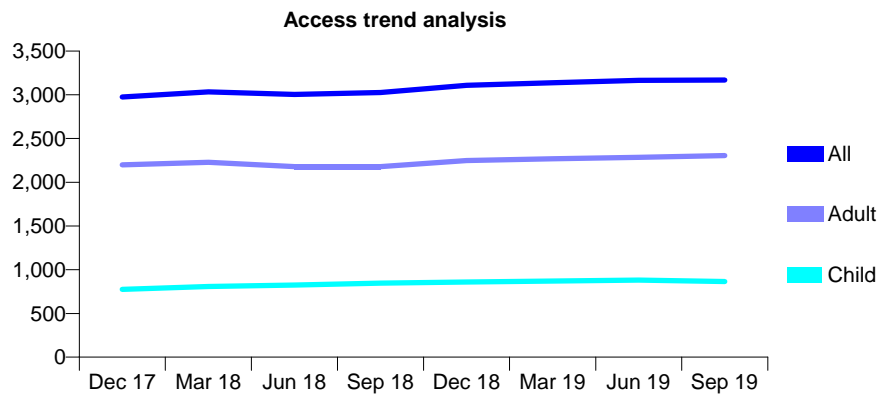
Q61 - Vital Signs At a Glance Contract Report for 944394/0001 - September 2019

Name or company name	MR R PAUL
Contract type name	GDS Contract
Purpose of contract	General
Contract start date	01/04/2006
Contract end date	

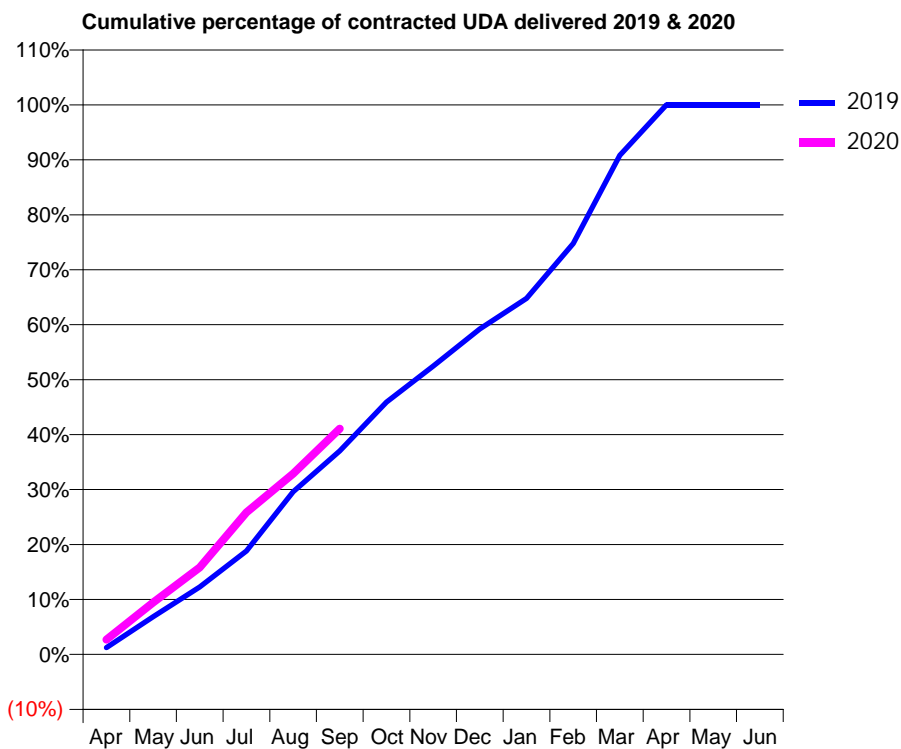
19/20 Contracted general activity (UDA)	9,412
Carry forward general activity (UDA)	0
19/20 Contracted orthodontic activity (UOA)	0
Carry forward orthodontic activity (UOA)	0
Baseline contract value	£248,799.89

ACCESS*

Patients seen in 24 months	Total	Change since previous quarter
Quarter ending September 2018	3,026	
Quarter ending December 2018	3,109	↑
Quarter ending March 2019	3,138	→
Quarter ending June 2019	3,166	→
Quarter ending September 2019	3,169	→
Variance since September 2018	4.7%	↑



ACTIVITY



Month	2019	2020
April	118	256
May	646	891
June	1,155	1,491
July	1,772	2,434
August	2,789	3,096
September	3,483	3,866
October	4,321	
November	4,936	
December	5,575	
January	6,098	
February	7,039	
March	8,548	
April	9,413	
May	9,413	
June	9,413	

QUALITY

	Quantity	Base Number	Contract	AT	Region	England
% of FP17s for the same patient ID Re-attending within 3 months - Children	27	592	4.6%	11.1%	12.0%	11.5%
% of FP17s for the same patient ID Re-attending within 3 months - Adults	140	1,358	10.3%	16.6%	17.2%	15.4%
% of FP17s for the same patient ID Re-attending between 3 & 9 months - Children	350	592	59.1%	45.5%	49.4%	59.7%
% of FP17s for the same patient ID Re-attending between 3 & 9 months - Adults	603	1,358	44.4%	37.1%	39.2%	51.7%
% of FP17s for Band 1 Urgent Courses	119	1,749	6.8%	11.3%	11.0%	9.2%
% of FP17s Relating to Free Repair or Replacements	33	1,749	1.9%	0.5%	0.5%	0.7%
% of FP17s Relating to Continuations	10	1,749	0.6%	0.7%	0.7%	0.8%
% of Patients satisfied with the dentistry they have received	0	0	N/A	91.5%	90.9%	93.5%
% of Patients satisfied with the time they had to wait for an appointment	0	0	N/A	80.9%	83.7%	87.4%

* This is based on patients treated on this contract for their most recent course of treatment. Figures in italics indicate the base number of FP17s or Patient Questionnaire responses are less than 100. N/A is shown where the base number of responses is less than 10 during the period. % is calculated as Quantity/Base number*100

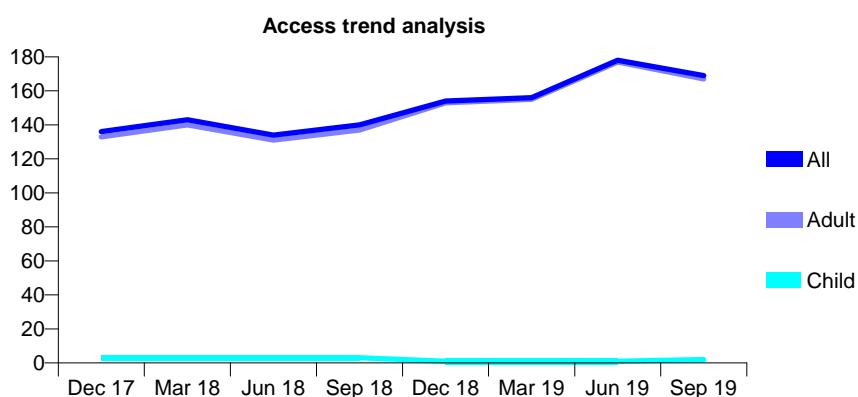
Q61 - Vital Signs At a Glance Contract Report for 947806/0002 - September 2019

Name or company name	MR PA SHAH
Contract type name	PDS Contract
Purpose of contract	General
Contract start date	01/08/2010
Contract end date	30/11/2019

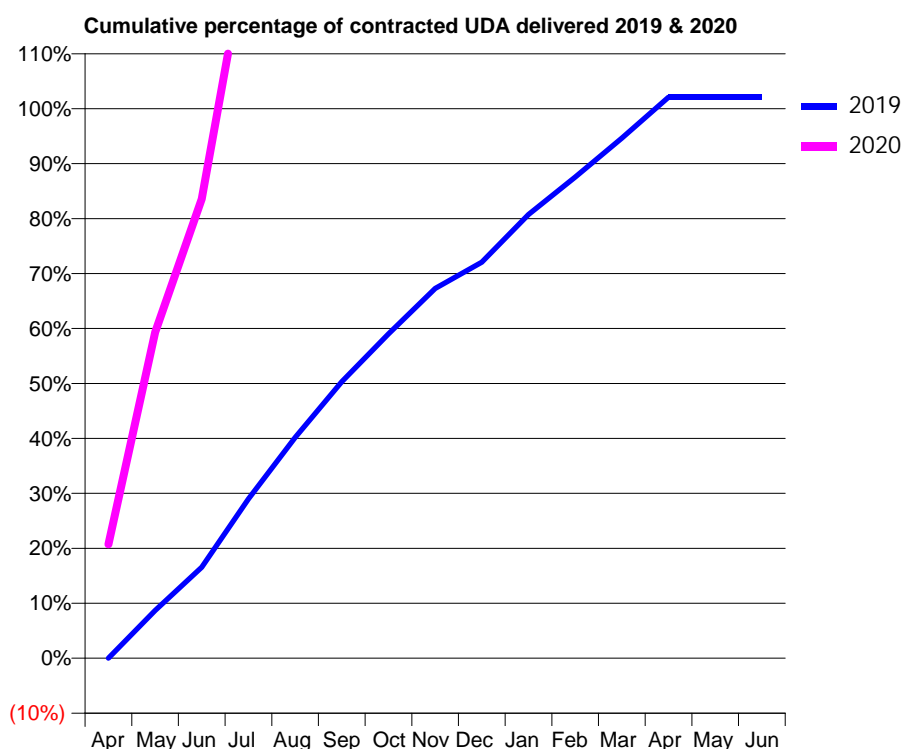
19/20 Contracted general activity (UDA)	420
Carry forward general activity (UDA)	-18
19/20 Contracted orthodontic activity (UOA)	0
Carry forward orthodontic activity (UOA)	0
Baseline contract value	£60,101.93

ACCESS*

Patients seen in 24 months	Total	Change since previous quarter
Quarter ending September 2018	140	
Quarter ending December 2018	154	↑
Quarter ending March 2019	156	→
Quarter ending June 2019	178	↑
Quarter ending September 2019	169	↓
Variance since September 2018	20.7%	↑



ACTIVITY



Month	2019	2020
April	0	87
May	126	249
June	240	351
July	420	549
August	582	594
September	729	615
October	855	
November	975	
December	1,044	
January	1,170	
February	1,269	
March	1,371	
April	1,479	
May	1,479	
June	1,479	

QUALITY

	Quantity	Base Number	Contract	AT	Region	England
% of FP17s for the same patient ID Re-attending within 3 months - Children	0	8	0.0%	11.1%	12.0%	11.5%
% of FP17s for the same patient ID Re-attending within 3 months - Adults	19	227	8.4%	16.6%	17.2%	15.4%
% of FP17s for the same patient ID Re-attending between 3 & 9 months - Children	1	8	12.5%	45.5%	49.4%	59.7%
% of FP17s for the same patient ID Re-attending between 3 & 9 months - Adults	7	227	3.1%	37.1%	39.2%	51.7%
% of FP17s for Band 1 Urgent Courses	0	199	0.0%	11.3%	11.0%	9.2%
% of FP17s Relating to Free Repair or Replacements	0	199	0.0%	0.5%	0.5%	0.7%
% of FP17s Relating to Continuations	0	199	0.0%	0.7%	0.7%	0.8%
% of Patients satisfied with the dentistry they have received	0	0	N/A	91.5%	90.9%	93.5%
% of Patients satisfied with the time they had to wait for an appointment	0	0	N/A	80.9%	83.7%	87.4%

* This is based on patients treated on this contract for their most recent course of treatment.

Figures in italics indicate the base number of FP17s or Patient Questionnaire responses are less than 100. N/A is shown where the base number of responses is less than 10 during the period. % is calculated as Quantity/Base number*100

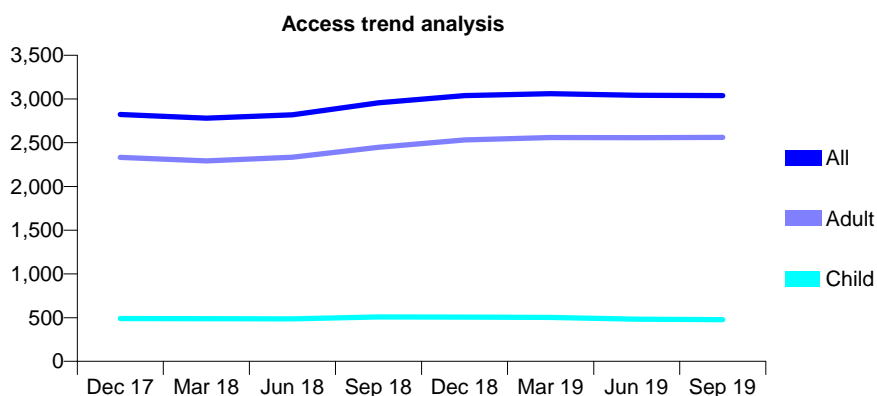
Q61 - Vital Signs At a Glance Contract Report for 949787/0001 - September 2019

Name or company name	Ivy House Dental Practice
Contract type name	GDS Contract
Purpose of contract	General
Contract start date	01/04/2006
Contract end date	

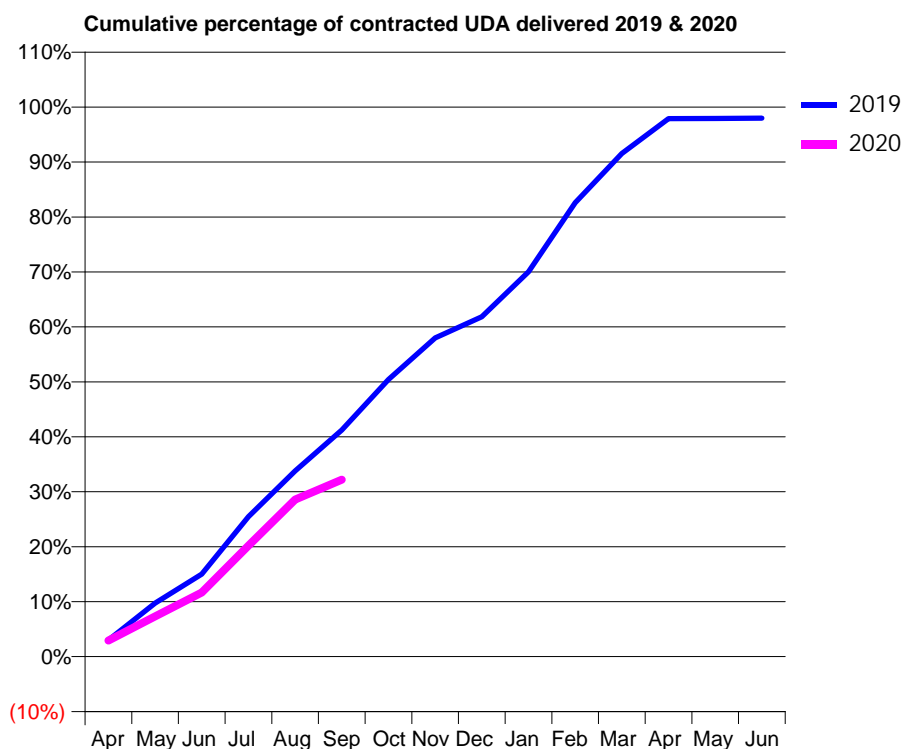
19/20 Contracted general activity (UDA)	9,518
Carry forward general activity (UDA)	192
19/20 Contracted orthodontic activity (UOA)	0
Carry forward orthodontic activity (UOA)	0
Baseline contract value	£238,347.92

ACCESS*

Patients seen in 24 months	Total	Change since previous quarter
Quarter ending September 2018	2,956	
Quarter ending December 2018	3,039	↑
Quarter ending March 2019	3,062	→
Quarter ending June 2019	3,041	→
Quarter ending September 2019	3,039	→
Variance since September 2018	2.8%	↑



ACTIVITY



Month	Adjusted Scheduled Activity (UDA)	
	2019	2020
April	287	278
May	928	697
June	1,428	1,110
July	2,425	1,922
August	3,217	2,720
September	3,924	3,063
October	4,799	
November	5,519	
December	5,886	
January	6,664	
February	7,864	
March	8,714	
April	9,318	
May	9,320	
June	9,325	

QUALITY

	Quantity	Base Number	Contract	AT	Region	England
% of FP17s for the same patient ID Re-attending within 3 months - Children	16	250	6.4%	11.1%	12.0%	11.5%
% of FP17s for the same patient ID Re-attending within 3 months - Adults	151	1,189	12.7%	16.6%	17.2%	15.4%
% of FP17s for the same patient ID Re-attending between 3 & 9 months - Children	87	250	34.8%	45.5%	49.4%	59.7%
% of FP17s for the same patient ID Re-attending between 3 & 9 months - Adults	359	1,189	30.2%	37.1%	39.2%	51.7%
% of FP17s for Band 1 Urgent Courses	160	1,241	12.9%	11.3%	11.0%	9.2%
% of FP17s Relating to Free Repair or Replacements	0	1,241	0.0%	0.5%	0.5%	0.7%
% of FP17s Relating to Continuations	0	1,241	0.0%	0.7%	0.7%	0.8%
% of Patients satisfied with the dentistry they have received	0	0	N/A	91.5%	90.9%	93.5%
% of Patients satisfied with the time they had to wait for an appointment	0	0	N/A	80.9%	83.7%	87.4%

* This is based on patients treated on this contract for their most recent course of treatment. Figures in italics indicate the base number of FP17s or Patient Questionnaire responses are less than 100. N/A is shown where the base number of responses is less than 10 during the period. % is calculated as Quantity/Base number*100

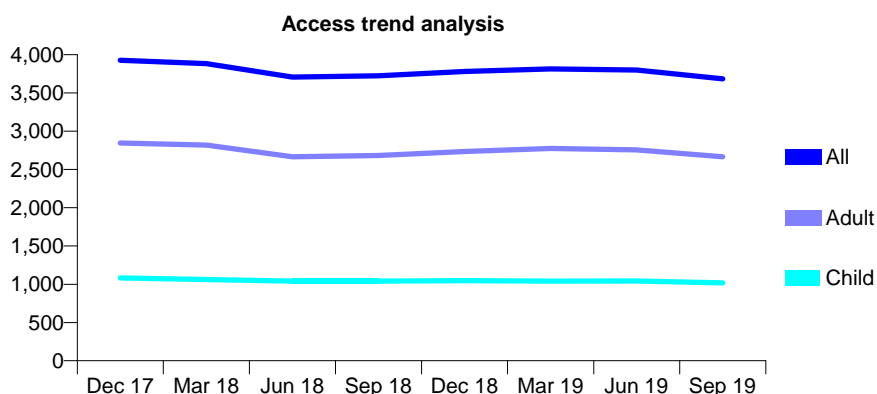
Q61 - Vital Signs At a Glance Contract Report for 949892/0001 - September 2019

Name or company name	MR KC SHAH
Contract type name	GDS Contract
Purpose of contract	General
Contract start date	21/07/2010
Contract end date	

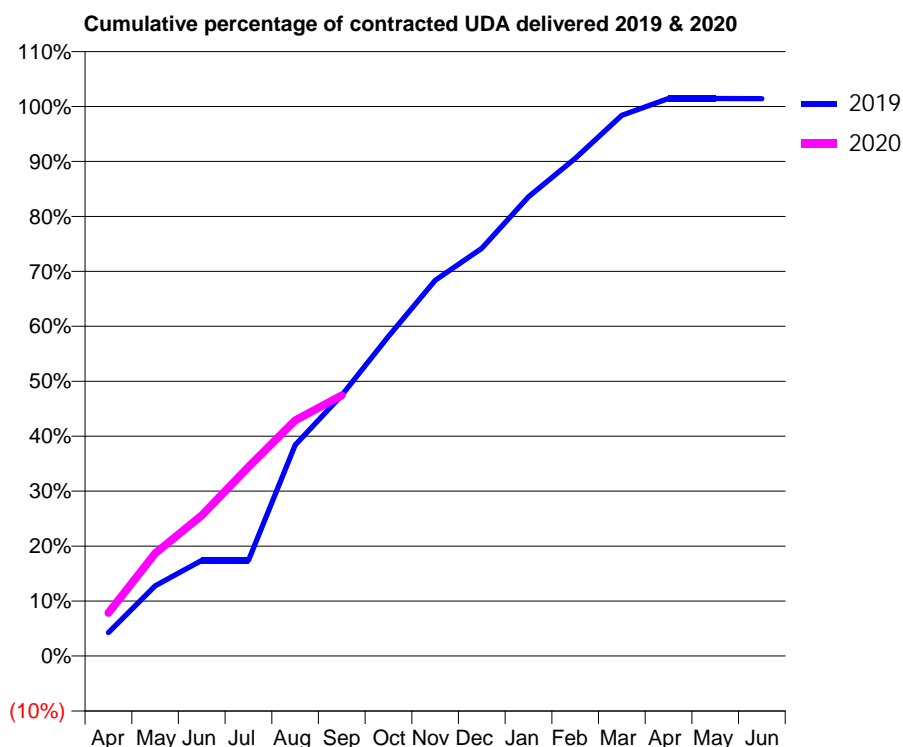
19/20 Contracted general activity (UDA)	8,870
Carry forward general activity (UDA)	-126
19/20 Contracted orthodontic activity (UOA)	0
Carry forward orthodontic activity (UOA)	0
Baseline contract value	£213,440.99

ACCESS*

Patients seen in 24 months	Total	Change since previous quarter
Quarter ending September 2018	3,724	
Quarter ending December 2018	3,781	→
Quarter ending March 2019	3,815	→
Quarter ending June 2019	3,798	→
Quarter ending September 2019	3,683	↓
Variance since September 2018	(1.1%)	↓



ACTIVITY



Month	Adjusted Scheduled Activity (UDA)	
	2019	2020
April	381	697
May	1,132	1,657
June	1,544	2,269
July	1,544	3,052
August	3,405	3,804
September	4,210	4,208
October	5,160	
November	6,064	
December	6,582	
January	7,413	
February	8,031	
March	8,727	
April	8,999	
May	8,998	
June	8,996	

QUALITY

	Quantity	Base Number	Contract	AT	Region	England
% of FP17s for the same patient ID Re-attending within 3 months - Children	59	631	9.4%	11.1%	12.0%	11.5%
% of FP17s for the same patient ID Re-attending within 3 months - Adults	191	1,340	14.3%	16.6%	17.2%	15.4%
% of FP17s for the same patient ID Re-attending between 3 & 9 months - Children	242	631	38.4%	45.5%	49.4%	59.7%
% of FP17s for the same patient ID Re-attending between 3 & 9 months - Adults	485	1,340	36.2%	37.1%	39.2%	51.7%
% of FP17s for Band 1 Urgent Courses	232	1,832	12.7%	11.3%	11.0%	9.2%
% of FP17s Relating to Free Repair or Replacements	15	1,832	0.8%	0.5%	0.5%	0.7%
% of FP17s Relating to Continuations	0	1,832	0.0%	0.7%	0.7%	0.8%
% of Patients satisfied with the dentistry they have received	3	3	N/A	91.5%	90.9%	93.5%
% of Patients satisfied with the time they had to wait for an appointment	2	3	N/A	80.9%	83.7%	87.4%

* This is based on patients treated on this contract for their most recent course of treatment. Figures in italics indicate the base number of FP17s or Patient Questionnaire responses are less than 100. N/A is shown where the base number of responses is less than 10 during the period. % is calculated as Quantity/Base number*100

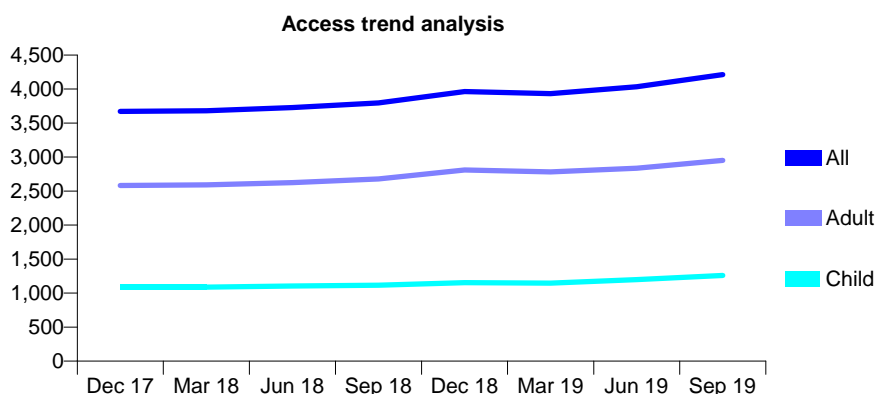
Q61 - Vital Signs At a Glance Contract Report for 954314/0001 - September 2019

Name or company name	Apollo Dental Services Ltd
Contract type name	GDS Contract
Purpose of contract	General
Contract start date	01/04/2006
Contract end date	

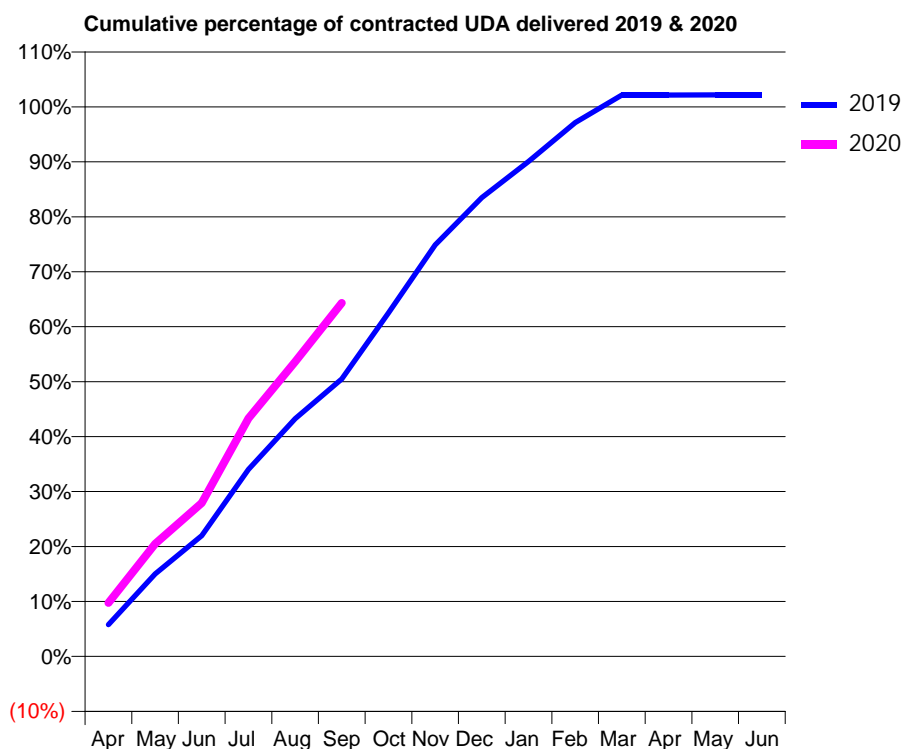
19/20 Contracted general activity (UDA)	10,835
Carry forward general activity (UDA)	-216
19/20 Contracted orthodontic activity (UOA)	0
Carry forward orthodontic activity (UOA)	0
Baseline contract value	£319,863.21

ACCESS*

Patients seen in 24 months	Total	Change since previous quarter
Quarter ending September 2018	3,797	
Quarter ending December 2018	3,963	↑
Quarter ending March 2019	3,932	→
Quarter ending June 2019	4,035	↑
Quarter ending September 2019	4,212	↑
Variance since September 2018	10.9%	↑



ACTIVITY



Month	2019	2020
April	627	1,057
May	1,627	2,219
June	2,381	3,025
July	3,687	4,694
August	4,688	5,809
September	5,469	6,970
October	6,775	
November	8,115	
December	9,045	
January	9,759	
February	10,525	
March	11,068	
April	11,069	
May	11,070	
June	11,070	

QUALITY

	Quantity	Base Number	Contract	AT	Region	England
% of FP17s for the same patient ID Re-attending within 3 months - Children	72	932	7.7%	11.1%	12.0%	11.5%
% of FP17s for the same patient ID Re-attending within 3 months - Adults	215	1,701	12.6%	16.6%	17.2%	15.4%
% of FP17s for the same patient ID Re-attending between 3 & 9 months - Children	445	932	47.7%	45.5%	49.4%	59.7%
% of FP17s for the same patient ID Re-attending between 3 & 9 months - Adults	621	1,701	36.5%	37.1%	39.2%	51.7%
% of FP17s for Band 1 Urgent Courses	358	2,631	13.6%	11.3%	11.0%	9.2%
% of FP17s Relating to Free Repair or Replacements	12	2,631	0.5%	0.5%	0.5%	0.7%
% of FP17s Relating to Continuations	2	2,631	0.1%	0.7%	0.7%	0.8%
% of Patients satisfied with the dentistry they have received	1	1	N/A	91.5%	90.9%	93.5%
% of Patients satisfied with the time they had to wait for an appointment	1	1	N/A	80.9%	83.7%	87.4%

* This is based on patients treated on this contract for their most recent course of treatment. Figures in italics indicate the base number of FP17s or Patient Questionnaire responses are less than 100. N/A is shown where the base number of responses is less than 10 during the period. % is calculated as Quantity/Base number*100

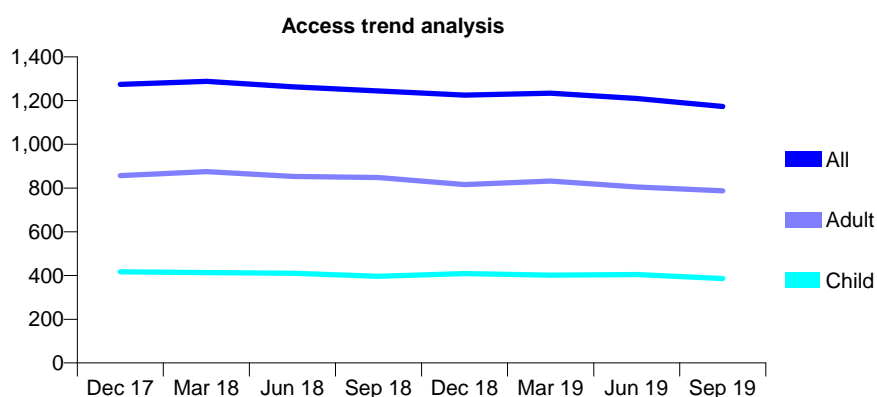
Q61 - Vital Signs At a Glance Contract Report for 964328/0001 - September 2019

Name or company name	MISS FA RAMJOHN
Contract type name	GDS Contract
Purpose of contract	General
Contract start date	01/11/2011
Contract end date	

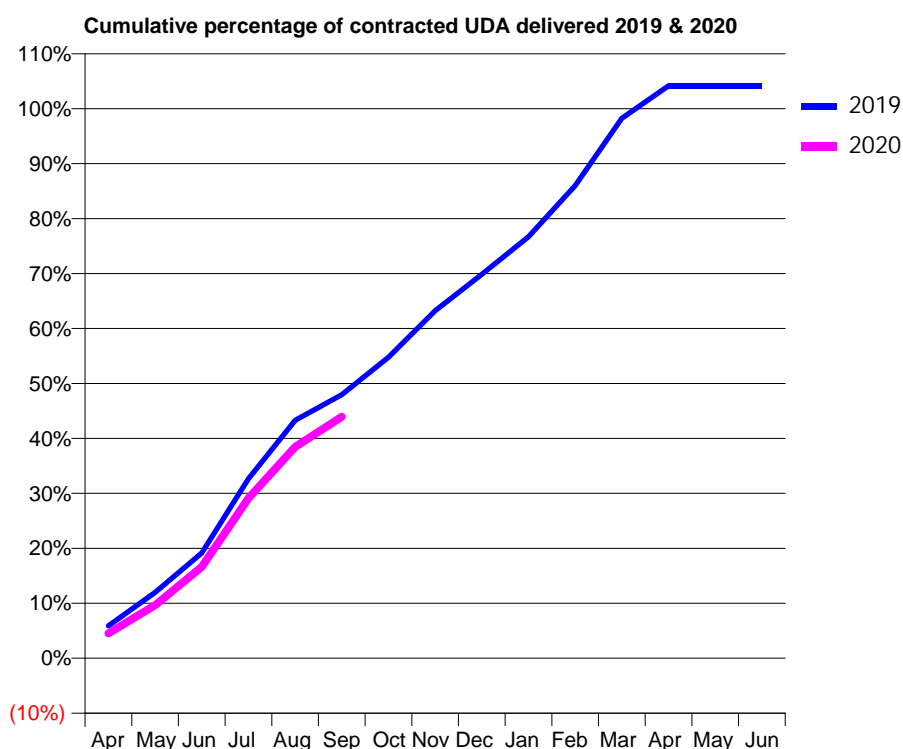
19/20 Contracted general activity (UDA)	4,344
Carry forward general activity (UDA)	-86
19/20 Contracted orthodontic activity (UOA)	0
Carry forward orthodontic activity (UOA)	0
Baseline contract value	£127,629.60

ACCESS*

Patients seen in 24 months	Total	Change since previous quarter
Quarter ending September 2018	1,244	
Quarter ending December 2018	1,225	↓
Quarter ending March 2019	1,234	→
Quarter ending June 2019	1,210	↓
Quarter ending September 2019	1,173	↓
Variance since September 2018	(5.7%)	↓



ACTIVITY



Month	2019	2020
April	257	197
May	521	420
June	832	721
July	1,419	1,264
August	1,880	1,670
September	2,084	1,908
October	2,379	
November	2,746	
December	3,034	
January	3,331	
February	3,736	
March	4,268	
April	4,525	
May	4,525	
June	4,525	

QUALITY

	Quantity	Base Number	Contract	AT	Region	England
% of FP17s for the same patient ID Re-attending within 3 months - Children	27	249	10.8%	11.1%	12.0%	11.5%
% of FP17s for the same patient ID Re-attending within 3 months - Adults	22	337	6.5%	16.6%	17.2%	15.4%
% of FP17s for the same patient ID Re-attending between 3 & 9 months - Children	116	249	46.6%	45.5%	49.4%	59.7%
% of FP17s for the same patient ID Re-attending between 3 & 9 months - Adults	132	337	39.2%	37.1%	39.2%	51.7%
% of FP17s for Band 1 Urgent Courses	16	532	3.0%	11.3%	11.0%	9.2%
% of FP17s Relating to Free Repair or Replacements	3	532	0.6%	0.5%	0.5%	0.7%
% of FP17s Relating to Continuations	0	532	0.0%	0.7%	0.7%	0.8%
% of Patients satisfied with the dentistry they have received	0	0	N/A	91.5%	90.9%	93.5%
% of Patients satisfied with the time they had to wait for an appointment	0	0	N/A	80.9%	83.7%	87.4%

* This is based on patients treated on this contract for their most recent course of treatment. Figures in italics indicate the base number of FP17s or Patient Questionnaire responses are less than 100. N/A is shown where the base number of responses is less than 10 during the period. % is calculated as Quantity/Base number*100

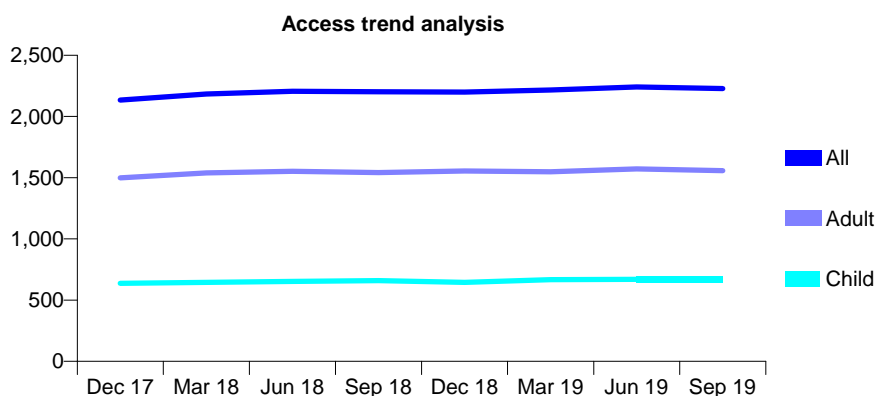
Q61 - Vital Signs At a Glance Contract Report for 999237/0001 - September 2019

Name or company name	MRS JM TALIB
Contract type name	GDS Contract
Purpose of contract	General
Contract start date	01/04/2006
Contract end date	

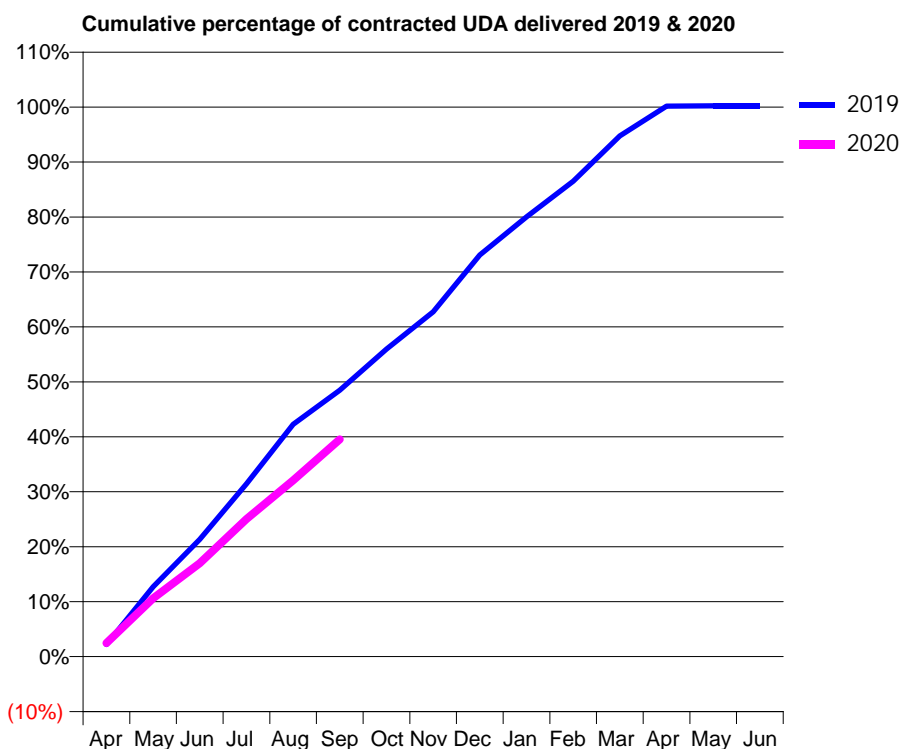
19/20 Contracted general activity (UDA)	7,248
Carry forward general activity (UDA)	-14
19/20 Contracted orthodontic activity (UOA)	0
Carry forward orthodontic activity (UOA)	0
Baseline contract value	£238,030.97

ACCESS*

Patients seen in 24 months	Total	Change since previous quarter
Quarter ending September 2018	2,202	
Quarter ending December 2018	2,200	→
Quarter ending March 2019	2,216	→
Quarter ending June 2019	2,241	→
Quarter ending September 2019	2,228	→
Variance since September 2018	1.2%	→



ACTIVITY



Month	Adjusted Scheduled Activity (UDA)	
	2019	2020
April	159	178
May	921	770
June	1,547	1,233
July	2,279	1,814
August	3,065	2,324
September	3,514	2,866
October	4,056	
November	4,548	
December	5,298	
January	5,800	
February	6,270	
March	6,868	
April	7,260	
May	7,262	
June	7,262	

QUALITY

	Quantity	Base Number	Contract	AT	Region	England
% of FP17s for the same patient ID Re-attending within 3 months - Children	20	366	5.5%	11.1%	12.0%	11.5%
% of FP17s for the same patient ID Re-attending within 3 months - Adults	114	730	15.6%	16.6%	17.2%	15.4%
% of FP17s for the same patient ID Re-attending between 3 & 9 months - Children	159	366	43.4%	45.5%	49.4%	59.7%
% of FP17s for the same patient ID Re-attending between 3 & 9 months - Adults	227	730	31.1%	37.1%	39.2%	51.7%
% of FP17s for Band 1 Urgent Courses	111	939	11.8%	11.3%	11.0%	9.2%
% of FP17s Relating to Free Repair or Replacements	0	939	0.0%	0.5%	0.5%	0.7%
% of FP17s Relating to Continuations	5	939	0.5%	0.7%	0.7%	0.8%
% of Patients satisfied with the dentistry they have received	1	1	N/A	91.5%	90.9%	93.5%
% of Patients satisfied with the time they had to wait for an appointment	1	1	N/A	80.9%	83.7%	87.4%

* This is based on patients treated on this contract for their most recent course of treatment. Figures in italics indicate the base number of FP17s or Patient Questionnaire responses are less than 100. N/A is shown where the base number of responses is less than 10 during the period. % is calculated as Quantity/Base number*100