

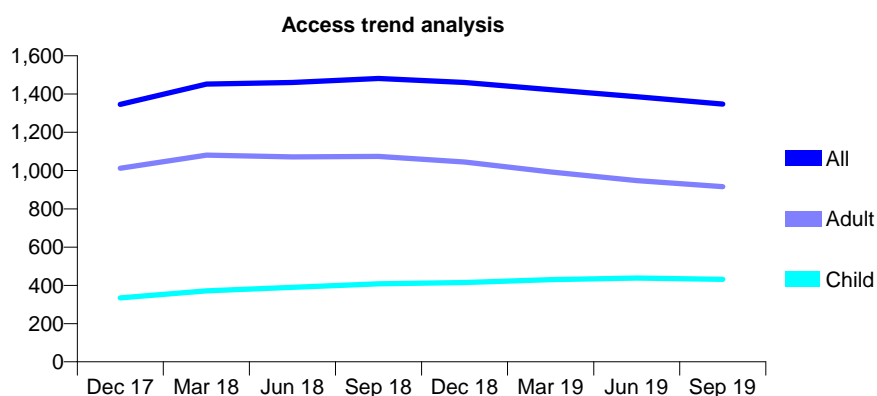
Q68 - Vital Signs At a Glance Contract Report for 10012/0000 - September 2019

Name or company name	Ruta Lagunaite
Contract type name	GDS Contract
Purpose of contract	General
Contract start date	01/03/2016
Contract end date	

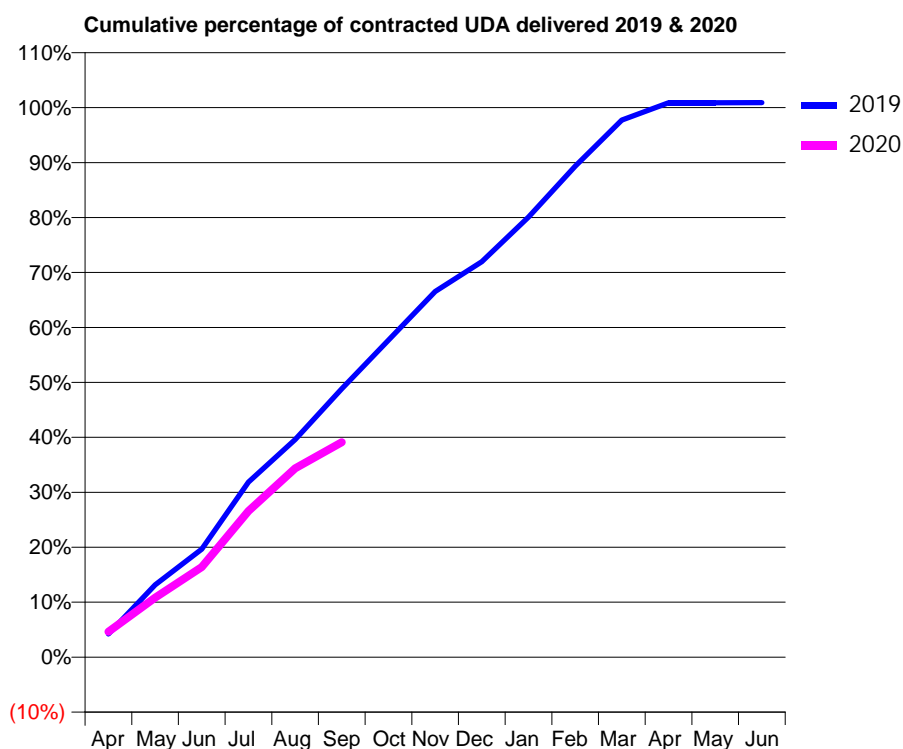
19/20 Contracted general activity (UDA)	5,009
Carry forward general activity (UDA)	0
19/20 Contracted orthodontic activity (UOA)	0
Carry forward orthodontic activity (UOA)	0
Baseline contract value	£136,654.04

ACCESS*

Patients seen in 24 months	Total	Change since previous quarter
Quarter ending September 2018	1,482	
Quarter ending December 2018	1,460	↓
Quarter ending March 2019	1,423	↓
Quarter ending June 2019	1,386	↓
Quarter ending September 2019	1,348	↓
Variance since September 2018	(9.0%)	↓



ACTIVITY



Month	Adjusted Scheduled Activity (UDA)	
	2019	2020
April	211	231
May	659	543
June	984	821
July	1,595	1,331
August	1,983	1,720
September	2,446	1,959
October	2,889	
November	3,334	
December	3,605	
January	4,011	
February	4,475	
March	4,896	
April	5,052	
May	5,053	
June	5,054	

QUALITY

	Quantity	Base Number	Contract	AT	Region	England
% of FP17s for the same patient ID Re-attending within 3 months - Children	27	334	8.1%	9.2%	10.8%	11.5%
% of FP17s for the same patient ID Re-attending within 3 months - Adults	110	691	15.9%	14.8%	15.2%	15.4%
% of FP17s for the same patient ID Re-attending between 3 & 9 months - Children	199	334	59.6%	61.5%	62.2%	59.7%
% of FP17s for the same patient ID Re-attending between 3 & 9 months - Adults	447	691	64.7%	52.4%	52.9%	51.7%
% of FP17s for Band 1 Urgent Courses	60	952	6.3%	9.3%	9.7%	9.2%
% of FP17s Relating to Free Repair or Replacements	13	952	1.4%	0.5%	0.6%	0.7%
% of FP17s Relating to Continuations	3	952	0.3%	0.7%	0.7%	0.8%
% of Patients satisfied with the dentistry they have received	1	1	N/A	93.6%	93.6%	93.5%
% of Patients satisfied with the time they had to wait for an appointment	0	1	N/A	88.5%	86.3%	87.4%

* This is based on patients treated on this contract for their most recent course of treatment. Figures in italics indicate the base number of FP17s or Patient Questionnaire responses are less than 100. N/A is shown where the base number of responses is less than 10 during the period. % is calculated as Quantity/Base number*100

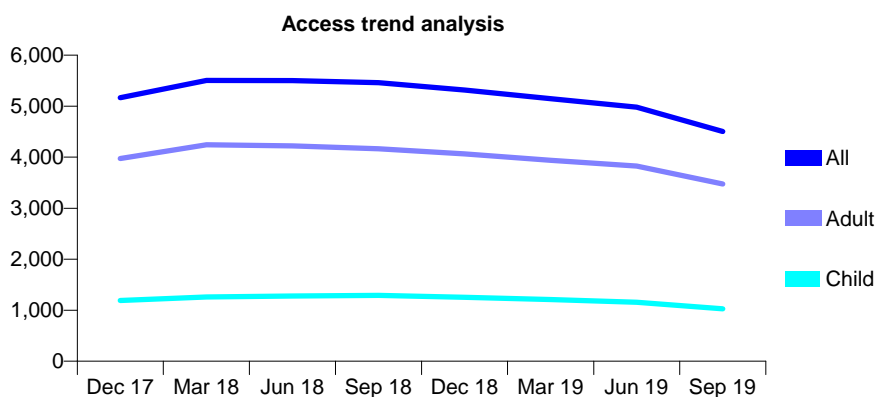
Q68 - Vital Signs At a Glance Contract Report for 100057/0000 - September 2019

Name or company name	Battle Road Dental Practice
Contract type name	GDS Contract
Purpose of contract	General
Contract start date	01/04/2016
Contract end date	

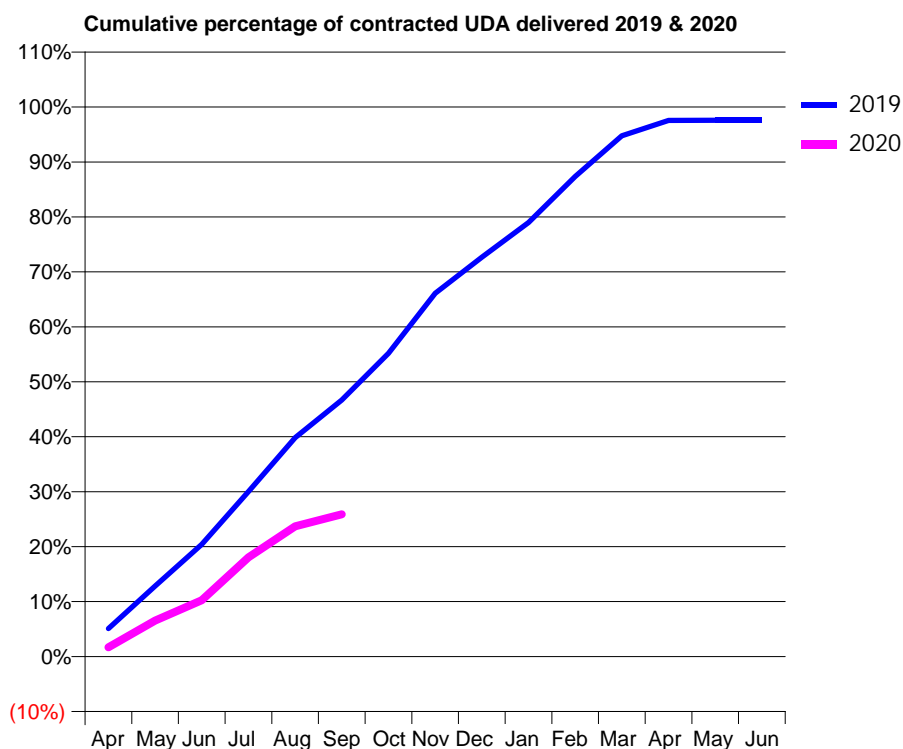
19/20 Contracted general activity (UDA)	16,312
Carry forward general activity (UDA)	393
19/20 Contracted orthodontic activity (UOA)	0
Carry forward orthodontic activity (UOA)	0
Baseline contract value	£465,001.89

ACCESS*

Patients seen in 24 months	Total	Change since previous quarter
Quarter ending September 2018	5,460	
Quarter ending December 2018	5,317	↓
Quarter ending March 2019	5,147	↓
Quarter ending June 2019	4,983	↓
Quarter ending September 2019	4,507	↓
Variance since September 2018	(17.5%)	↓



ACTIVITY



Month	Adjusted Scheduled Activity (UDA)	
	2019	2020
April	835	273
May	2,096	1,073
June	3,332	1,674
July	4,897	2,942
August	6,497	3,866
September	7,616	4,221
October	9,000	
November	10,786	
December	11,849	
January	12,883	
February	14,253	
March	15,454	
April	15,916	
May	15,919	
June	15,919	

QUALITY

	Quantity	Base Number	Contract	AT	Region	England
% of FP17s for the same patient ID Re-attending within 3 months - Children	78	670	11.6%	9.2%	10.8%	11.5%
% of FP17s for the same patient ID Re-attending within 3 months - Adults	406	2,184	18.6%	14.8%	15.2%	15.4%
% of FP17s for the same patient ID Re-attending between 3 & 9 months - Children	432	670	64.5%	61.5%	62.2%	59.7%
% of FP17s for the same patient ID Re-attending between 3 & 9 months - Adults	1,238	2,184	56.7%	52.4%	52.9%	51.7%
% of FP17s for Band 1 Urgent Courses	528	2,642	20.0%	9.3%	9.7%	9.2%
% of FP17s Relating to Free Repair or Replacements	61	2,642	2.3%	0.5%	0.6%	0.7%
% of FP17s Relating to Continuations	17	2,642	0.6%	0.7%	0.7%	0.8%
% of Patients satisfied with the dentistry they have received	1	1	N/A	93.6%	93.6%	93.5%
% of Patients satisfied with the time they had to wait for an appointment	0	1	N/A	88.5%	86.3%	87.4%

* This is based on patients treated on this contract for their most recent course of treatment. Figures in italics indicate the base number of FP17s or Patient Questionnaire responses are less than 100. N/A is shown where the base number of responses is less than 10 during the period. % is calculated as Quantity/Base number*100

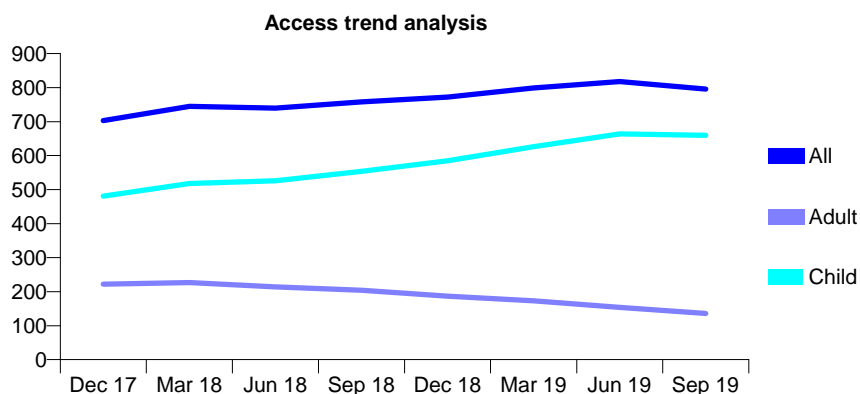
Q68 - Vital Signs At a Glance Contract Report for 100061/0000 - September 2019

Name or company name	MISS AR PATEL
Contract type name	GDS Contract
Purpose of contract	General
Contract start date	01/04/2016
Contract end date	

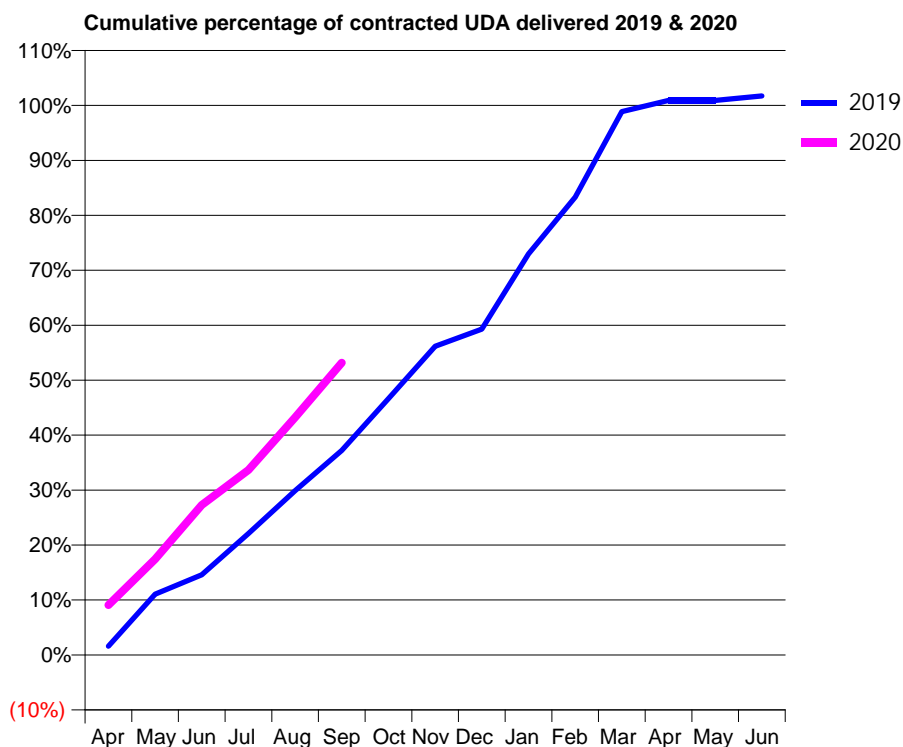
19/20 Contracted general activity (UDA)	1,800
Carry forward general activity (UDA)	0
19/20 Contracted orthodontic activity (UOA)	0
Carry forward orthodontic activity (UOA)	0
Baseline contract value	£48,716.72

ACCESS*

Patients seen in 24 months	Total	Change since previous quarter
Quarter ending September 2018	758	
Quarter ending December 2018	772	→
Quarter ending March 2019	799	↑
Quarter ending June 2019	818	↑
Quarter ending September 2019	796	↓
Variance since September 2018	5.0%	↑



ACTIVITY



Adjusted Scheduled Activity (UDA)		
Month	2019	2020
April	29	163
May	200	314
June	263	491
July	398	606
August	538	778
September	670	957
October	840	
November	1,011	
December	1,067	
January	1,314	
February	1,500	
March	1,780	
April	1,816	
May	1,816	
June	1,831	

QUALITY

	Quantity	Base Number	Contract	AT	Region	England
% of FP17s for the same patient ID Re-attending within 3 months - Children	106	656	16.2%	9.2%	10.8%	11.5%
% of FP17s for the same patient ID Re-attending within 3 months - Adults	1	22	4.5%	14.8%	15.2%	15.4%
% of FP17s for the same patient ID Re-attending between 3 & 9 months - Children	440	656	67.1%	61.5%	62.2%	59.7%
% of FP17s for the same patient ID Re-attending between 3 & 9 months - Adults	13	22	59.1%	52.4%	52.9%	51.7%
% of FP17s for Band 1 Urgent Courses	17	648	2.6%	9.3%	9.7%	9.2%
% of FP17s Relating to Free Repair or Replacements	0	648	0.0%	0.5%	0.6%	0.7%
% of FP17s Relating to Continuations	0	648	0.0%	0.7%	0.7%	0.8%
% of Patients satisfied with the dentistry they have received	0	0	N/A	93.6%	93.6%	93.5%
% of Patients satisfied with the time they had to wait for an appointment	0	0	N/A	88.5%	86.3%	87.4%

* This is based on patients treated on this contract for their most recent course of treatment.

Figures in italics indicate the base number of FP17s or Patient Questionnaire responses are less than 100. N/A is shown where the base number of responses is less than 10 during the period. % is calculated as Quantity/Base number*100

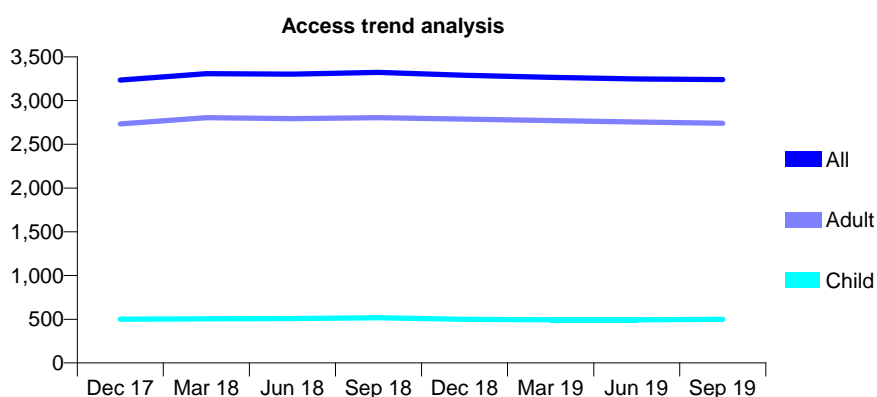
Q68 - Vital Signs At a Glance Contract Report for 100136/0000 - September 2019

Name or company name	MR JS KAILA
Contract type name	GDS Contract
Purpose of contract	General
Contract start date	01/04/2016
Contract end date	

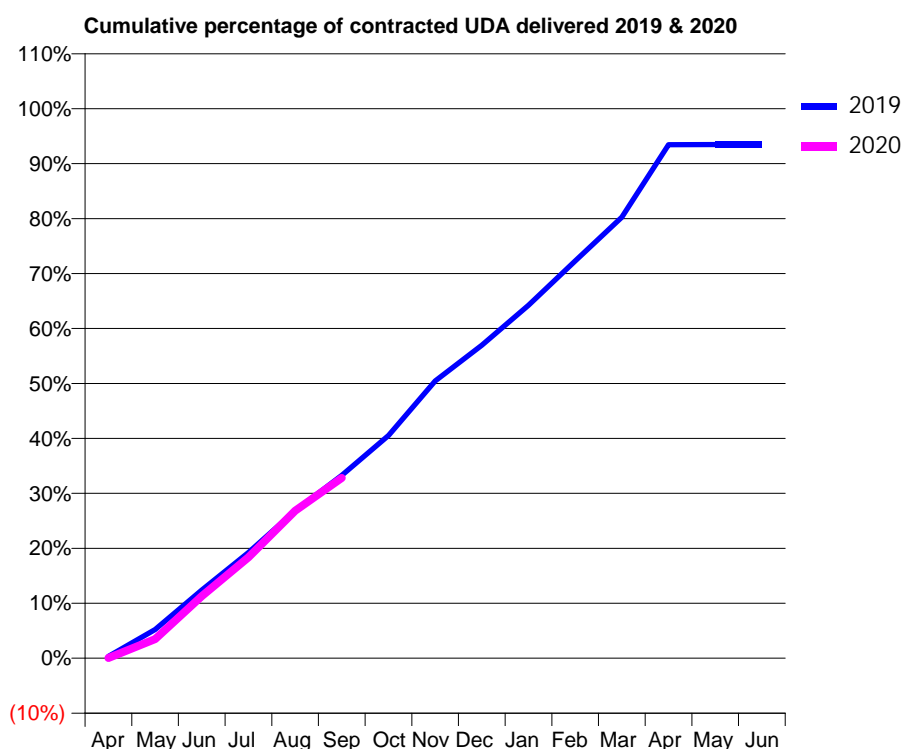
19/20 Contracted general activity (UDA)	11,191
Carry forward general activity (UDA)	0
19/20 Contracted orthodontic activity (UOA)	0
Carry forward orthodontic activity (UOA)	0
Baseline contract value	£296,360.76

ACCESS*

Patients seen in 24 months	Total	Change since previous quarter
Quarter ending September 2018	3,323	
Quarter ending December 2018	3,289	↓
Quarter ending March 2019	3,266	→
Quarter ending June 2019	3,248	→
Quarter ending September 2019	3,240	→
Variance since September 2018	(2.5%)	↓



ACTIVITY



Month	2019	2020
April	36	4
May	586	391
June	1,387	1,264
July	2,153	2,054
August	3,006	3,004
September	3,725	3,669
October	4,533	
November	5,647	
December	6,372	
January	7,186	
February	8,092	
March	8,980	
April	10,456	
May	10,459	
June	10,459	

QUALITY

	Quantity	Base Number	Contract	AT	Region	England
% of FP17s for the same patient ID Re-attending within 3 months - Children	16	375	4.3%	9.2%	10.8%	11.5%
% of FP17s for the same patient ID Re-attending within 3 months - Adults	410	2,311	17.7%	14.8%	15.2%	15.4%
% of FP17s for the same patient ID Re-attending between 3 & 9 months - Children	255	375	68.0%	61.5%	62.2%	59.7%
% of FP17s for the same patient ID Re-attending between 3 & 9 months - Adults	1,526	2,311	66.0%	52.4%	52.9%	51.7%
% of FP17s for Band 1 Urgent Courses	152	1,728	8.8%	9.3%	9.7%	9.2%
% of FP17s Relating to Free Repair or Replacements	2	1,728	0.1%	0.5%	0.6%	0.7%
% of FP17s Relating to Continuations	41	1,728	2.4%	0.7%	0.7%	0.8%
% of Patients satisfied with the dentistry they have received	5	5	N/A	93.6%	93.6%	93.5%
% of Patients satisfied with the time they had to wait for an appointment	5	5	N/A	88.5%	86.3%	87.4%

* This is based on patients treated on this contract for their most recent course of treatment.

Figures in italics indicate the base number of FP17s or Patient Questionnaire responses are less than 100. N/A is shown where the base number of responses is less than 10 during the period. % is calculated as Quantity/Base number*100

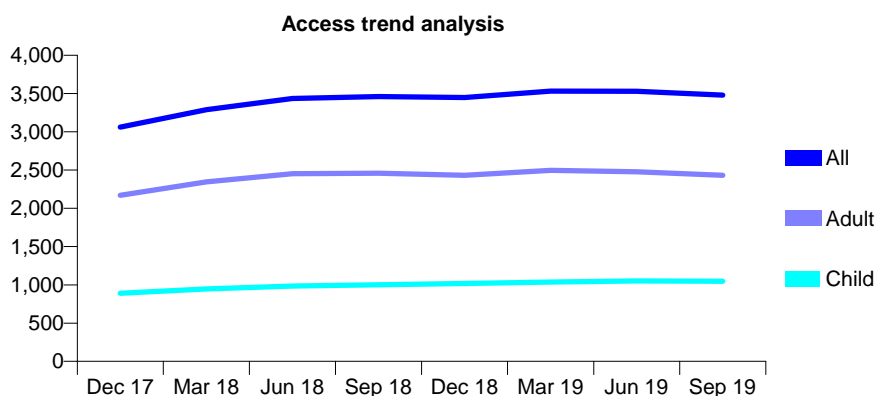
Q68 - Vital Signs At a Glance Contract Report for 100167/0000 - September 2019

Name or company name	ABC Dental Surgery Ltd
Contract type name	GDS Contract
Purpose of contract	General
Contract start date	01/06/2016
Contract end date	

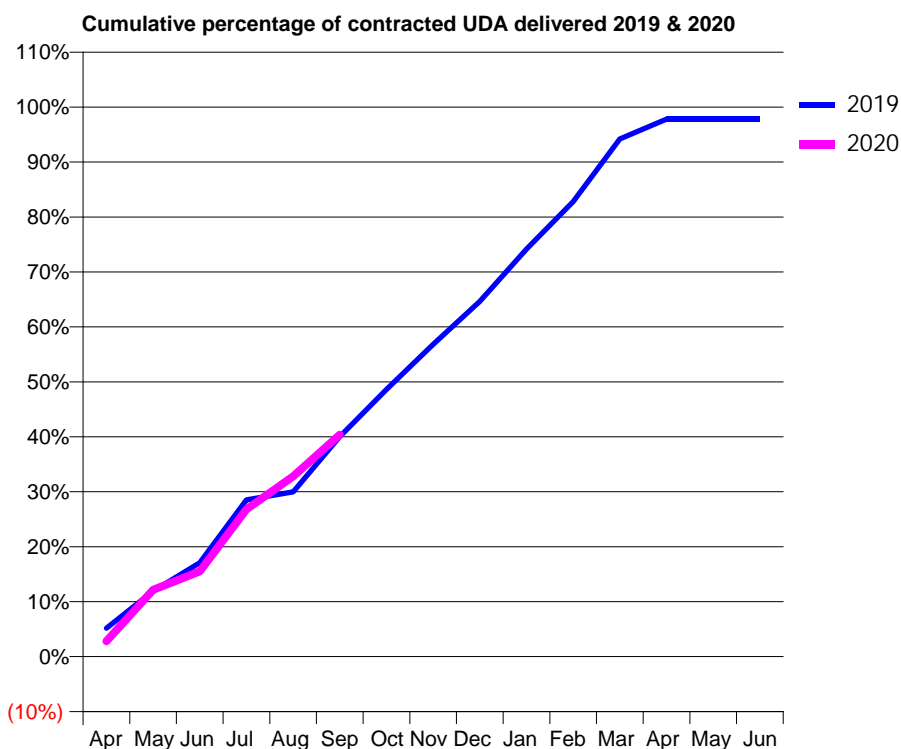
19/20 Contracted general activity (UDA)	13,371
Carry forward general activity (UDA)	293
19/20 Contracted orthodontic activity (UOA)	0
Carry forward orthodontic activity (UOA)	0
Baseline contract value	£348,419.65

ACCESS*

Patients seen in 24 months	Total	Change since previous quarter
Quarter ending September 2018	3,461	
Quarter ending December 2018	3,449	→
Quarter ending March 2019	3,532	↑
Quarter ending June 2019	3,530	→
Quarter ending September 2019	3,479	↓
Variance since September 2018	0.5%	→



ACTIVITY



Month	Adjusted Scheduled Activity (UDA)	
	2019	2020
April	694	375
May	1,596	1,626
June	2,284	2,075
July	3,815	3,584
August	4,010	4,386
September	5,352	5,400
October	6,499	
November	7,600	
December	8,642	
January	9,916	
February	11,072	
March	12,593	
April	13,078	
May	13,078	
June	13,078	

QUALITY

	Quantity	Base Number	Contract	AT	Region	England
% of FP17s for the same patient ID Re-attending within 3 months - Children	61	812	7.5%	9.2%	10.8%	11.5%
% of FP17s for the same patient ID Re-attending within 3 months - Adults	254	1,555	16.3%	14.8%	15.2%	15.4%
% of FP17s for the same patient ID Re-attending between 3 & 9 months - Children	544	812	67.0%	61.5%	62.2%	59.7%
% of FP17s for the same patient ID Re-attending between 3 & 9 months - Adults	894	1,555	57.5%	52.4%	52.9%	51.7%
% of FP17s for Band 1 Urgent Courses	163	2,215	7.4%	9.3%	9.7%	9.2%
% of FP17s Relating to Free Repair or Replacements	8	2,215	0.4%	0.5%	0.6%	0.7%
% of FP17s Relating to Continuations	26	2,215	1.2%	0.7%	0.7%	0.8%
% of Patients satisfied with the dentistry they have received	1	1	N/A	93.6%	93.6%	93.5%
% of Patients satisfied with the time they had to wait for an appointment	1	1	N/A	88.5%	86.3%	87.4%

* This is based on patients treated on this contract for their most recent course of treatment. Figures in italics indicate the base number of FP17s or Patient Questionnaire responses are less than 100. N/A is shown where the base number of responses is less than 10 during the period. % is calculated as Quantity/Base number*100

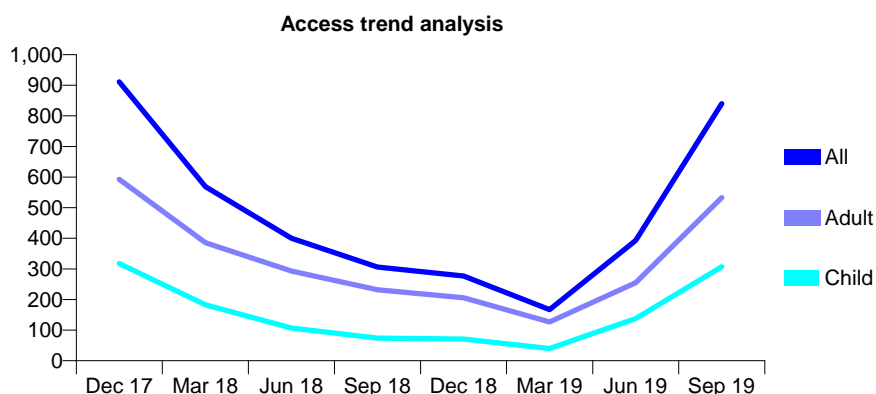
Q68 - Vital Signs At a Glance Contract Report for 100192/0000 - September 2019

Name or company name	Apex Dental Care Ltd
Contract type name	GDS Contract
Purpose of contract	General
Contract start date	01/04/2016
Contract end date	

19/20 Contracted general activity (UDA)	4,000
Carry forward general activity (UDA)	0
19/20 Contracted orthodontic activity (UOA)	0
Carry forward orthodontic activity (UOA)	0
Baseline contract value	£112,564.34

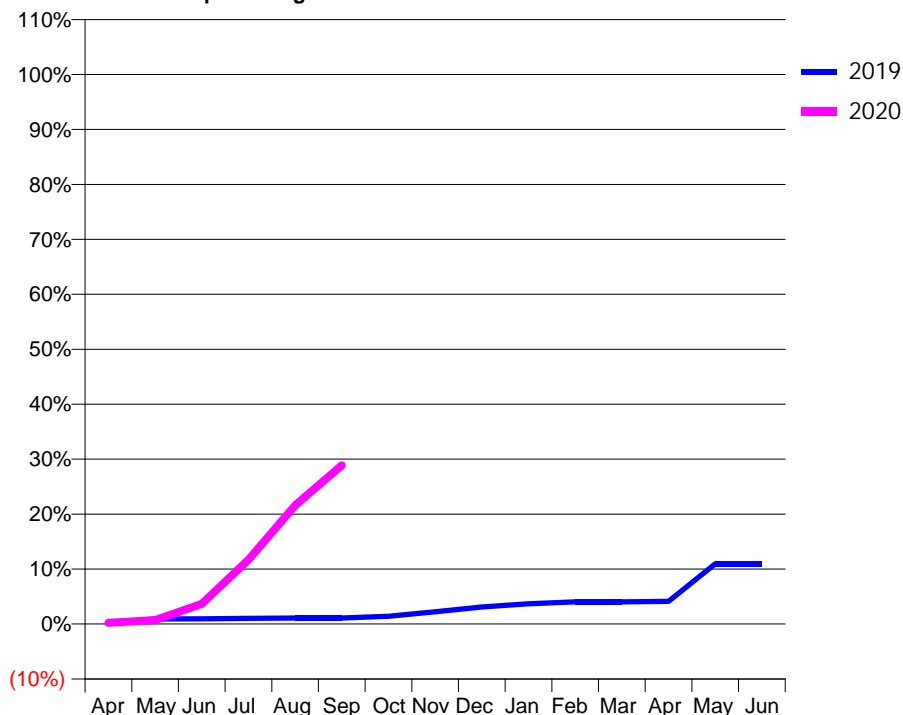
ACCESS*

Patients seen in 24 months	Total	Change since previous quarter
Quarter ending September 2018	306	
Quarter ending December 2018	277	↓
Quarter ending March 2019	167	↓
Quarter ending June 2019	393	↑
Quarter ending September 2019	840	↑
Variance since September 2018	174.5%	↑



ACTIVITY

Cumulative percentage of contracted UDA delivered 2019 & 2020



Month	Adjusted Scheduled Activity (UDA)	
	2019	2020
April	11	9
May	45	29
June	48	146
July	52	468
August	55	864
September	55	1,155
October	71	
November	111	
December	154	
January	185	
February	203	
March	203	
April	206	
May	549	
June	549	

QUALITY

	Quantity	Base Number	Contract	AT	Region	England
% of FP17s for the same patient ID Re-attending within 3 months - Children	6	321	1.9%	9.2%	10.8%	11.5%
% of FP17s for the same patient ID Re-attending within 3 months - Adults	24	563	4.3%	14.8%	15.2%	15.4%
% of FP17s for the same patient ID Re-attending between 3 & 9 months - Children	10	321	3.1%	61.5%	62.2%	59.7%
% of FP17s for the same patient ID Re-attending between 3 & 9 months - Adults	29	563	5.2%	52.4%	52.9%	51.7%
% of FP17s for Band 1 Urgent Courses	81	697	11.6%	9.3%	9.7%	9.2%
% of FP17s Relating to Free Repair or Replacements	4	697	0.6%	0.5%	0.6%	0.7%
% of FP17s Relating to Continuations	1	697	0.1%	0.7%	0.7%	0.8%
% of Patients satisfied with the dentistry they have received	0	0	N/A	93.6%	93.6%	93.5%
% of Patients satisfied with the time they had to wait for an appointment	0	0	N/A	88.5%	86.3%	87.4%

* This is based on patients treated on this contract for their most recent course of treatment.

Figures in italics indicate the base number of FP17s or Patient Questionnaire responses are less than 100. N/A is shown where the base number of responses is less than 10 during the period. % is calculated as Quantity/Base number*100

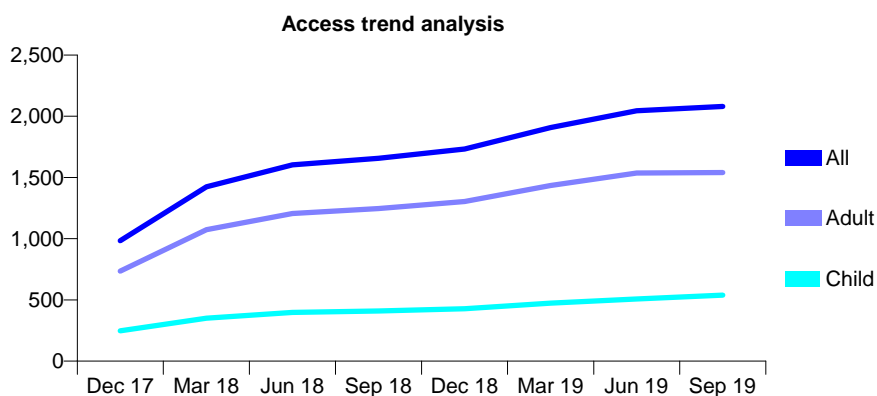
Q68 - Vital Signs At a Glance Contract Report for 100476/0000 - September 2019

Name or company name	Jayne Withinshaw Limited
Contract type name	GDS Contract
Purpose of contract	General
Contract start date	01/08/2017
Contract end date	

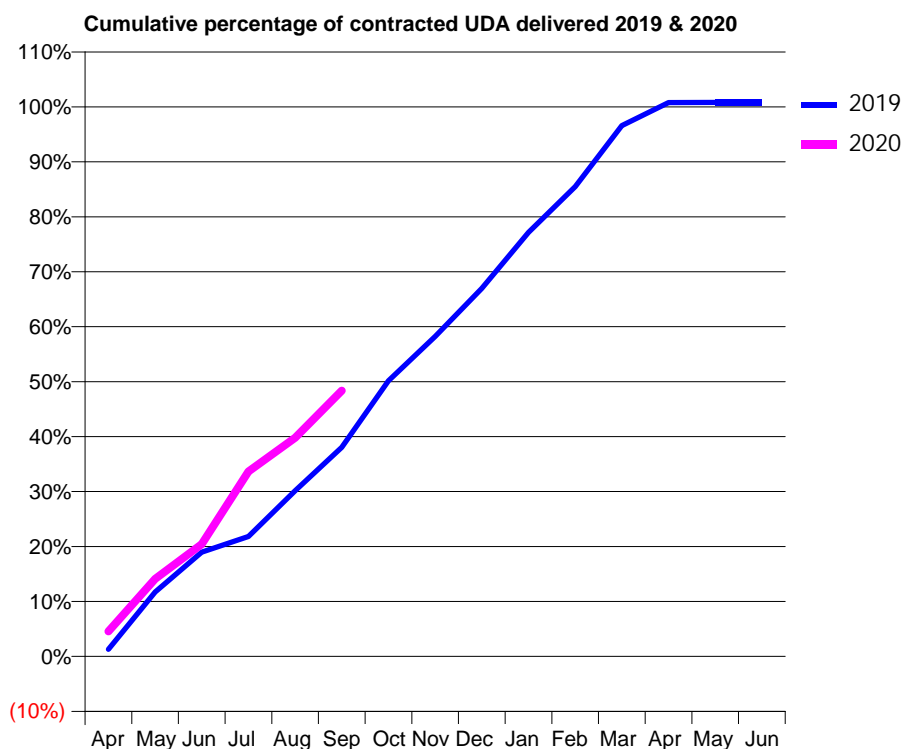
19/20 Contracted general activity (UDA)	4,950
Carry forward general activity (UDA)	0
19/20 Contracted orthodontic activity (UOA)	0
Carry forward orthodontic activity (UOA)	0
Baseline contract value	£123,339.66

ACCESS*

Patients seen in 24 months	Total	Change since previous quarter
Quarter ending September 2018	1,657	
Quarter ending December 2018	1,733	↑
Quarter ending March 2019	1,908	↑
Quarter ending June 2019	2,045	↑
Quarter ending September 2019	2,080	→
Variance since September 2018	25.5%	↑



ACTIVITY



Month	Adjusted Scheduled Activity (UDA)	
	2019	2020
April	64	225
May	581	698
June	939	1,012
July	1,080	1,665
August	1,492	1,969
September	1,883	2,394
October	2,484	
November	2,883	
December	3,315	
January	3,819	
February	4,231	
March	4,781	
April	4,988	
May	4,989	
June	4,989	

QUALITY

	Quantity	Base Number	Contract	AT	Region	England
% of FP17s for the same patient ID Re-attending within 3 months - Children	26	392	6.6%	9.2%	10.8%	11.5%
% of FP17s for the same patient ID Re-attending within 3 months - Adults	123	1,083	11.4%	14.8%	15.2%	15.4%
% of FP17s for the same patient ID Re-attending between 3 & 9 months - Children	205	392	52.3%	61.5%	62.2%	59.7%
% of FP17s for the same patient ID Re-attending between 3 & 9 months - Adults	605	1,083	55.9%	52.4%	52.9%	51.7%
% of FP17s for Band 1 Urgent Courses	15	1,354	1.1%	9.3%	9.7%	9.2%
% of FP17s Relating to Free Repair or Replacements	9	1,354	0.7%	0.5%	0.6%	0.7%
% of FP17s Relating to Continuations	17	1,354	1.3%	0.7%	0.7%	0.8%
% of Patients satisfied with the dentistry they have received	0	0	N/A	93.6%	93.6%	93.5%
% of Patients satisfied with the time they had to wait for an appointment	0	0	N/A	88.5%	86.3%	87.4%

* This is based on patients treated on this contract for their most recent course of treatment.

Figures in italics indicate the base number of FP17s or Patient Questionnaire responses are less than 100. N/A is shown where the base number of responses is less than 10 during the period. % is calculated as Quantity/Base number*100

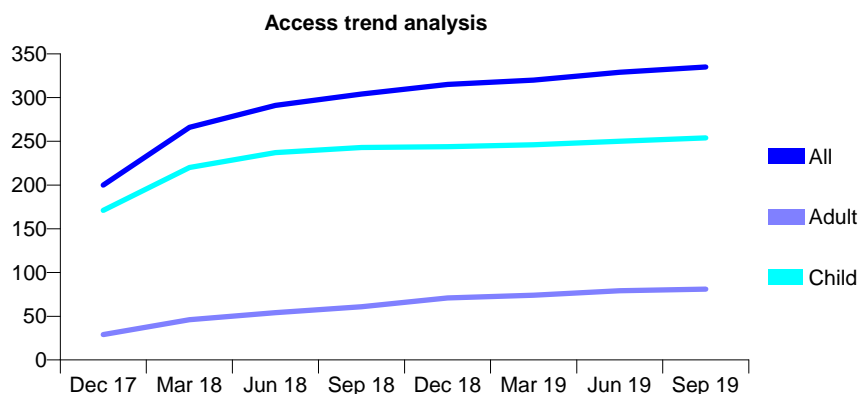
Q68 - Vital Signs At a Glance Contract Report for 100477/0000 - September 2019

Name or company name	Knights Dental Surgery Limited
Contract type name	GDS Contract
Purpose of contract	General
Contract start date	01/08/2017
Contract end date	

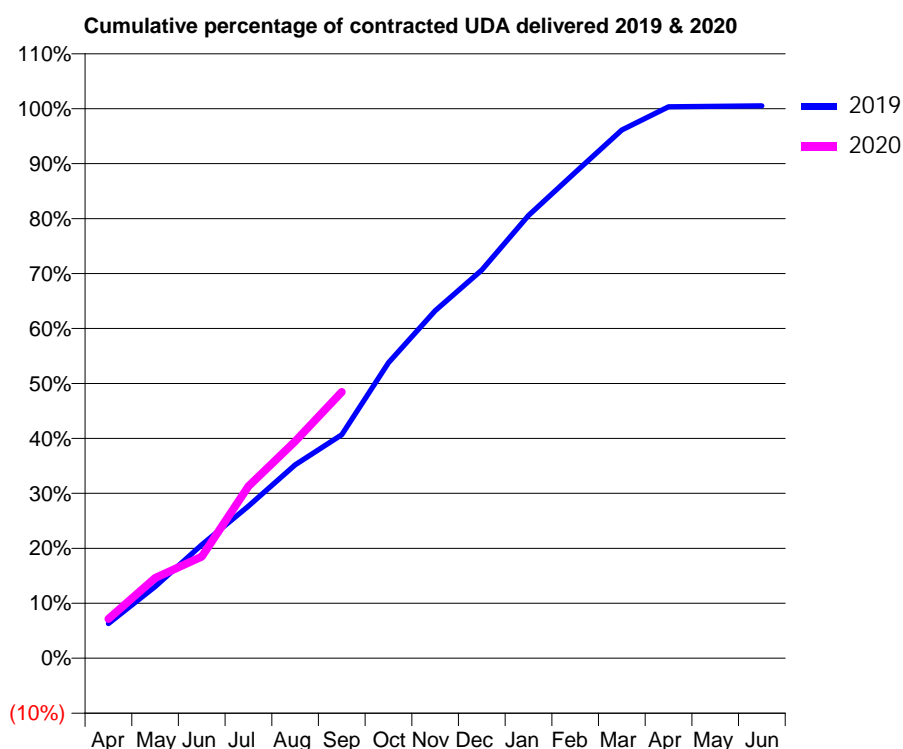
19/20 Contracted general activity (UDA)	1,140
Carry forward general activity (UDA)	0
19/20 Contracted orthodontic activity (UOA)	0
Carry forward orthodontic activity (UOA)	0
Baseline contract value	£30,313.86

ACCESS*

Patients seen in 24 months	Total	Change since previous quarter
Quarter ending September 2018	304	
Quarter ending December 2018	315	↑
Quarter ending March 2019	320	→
Quarter ending June 2019	329	↑
Quarter ending September 2019	335	→
Variance since September 2018	10.2%	↑



ACTIVITY



Adjusted Scheduled Activity (UDA)		
Month	2019	2020
April	72	81
May	149	167
June	235	211
July	315	357
August	401	450
September	464	552
October	613	
November	721	
December	805	
January	918	
February	1,008	
March	1,096	
April	1,144	
May	1,145	
June	1,146	

QUALITY

	Quantity	Base Number	Contract	AT	Region	England
% of FP17s for the same patient ID Re-attending within 3 months - Children	16	228	7.0%	9.2%	10.8%	11.5%
% of FP17s for the same patient ID Re-attending within 3 months - Adults	9	45	20.0%	14.8%	15.2%	15.4%
% of FP17s for the same patient ID Re-attending between 3 & 9 months - Children	172	228	75.4%	61.5%	62.2%	59.7%
% of FP17s for the same patient ID Re-attending between 3 & 9 months - Adults	30	45	66.7%	52.4%	52.9%	51.7%
% of FP17s for Band 1 Urgent Courses	16	251	6.4%	9.3%	9.7%	9.2%
% of FP17s Relating to Free Repair or Replacements	0	251	0.0%	0.5%	0.6%	0.7%
% of FP17s Relating to Continuations	0	251	0.0%	0.7%	0.7%	0.8%
% of Patients satisfied with the dentistry they have received	2	2	N/A	93.6%	93.6%	93.5%
% of Patients satisfied with the time they had to wait for an appointment	2	2	N/A	88.5%	86.3%	87.4%

* This is based on patients treated on this contract for their most recent course of treatment.

Figures in italics indicate the base number of FP17s or Patient Questionnaire responses are less than 100. N/A is shown where the base number of responses is less than 10 during the period. % is calculated as Quantity/Base number*100

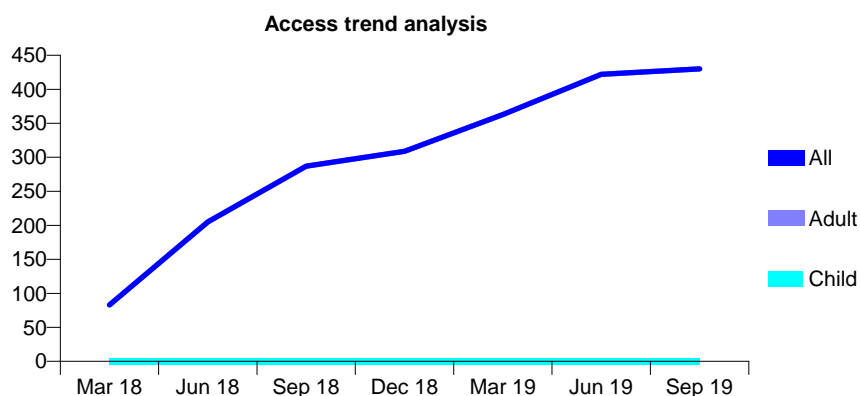
Q68 - Vital Signs At a Glance Contract Report for 100515/0000 - September 2019

Name or company name	MR D MYERS
Contract type name	GDS Contract
Purpose of contract	General
Contract start date	01/07/2017
Contract end date	31/10/2019

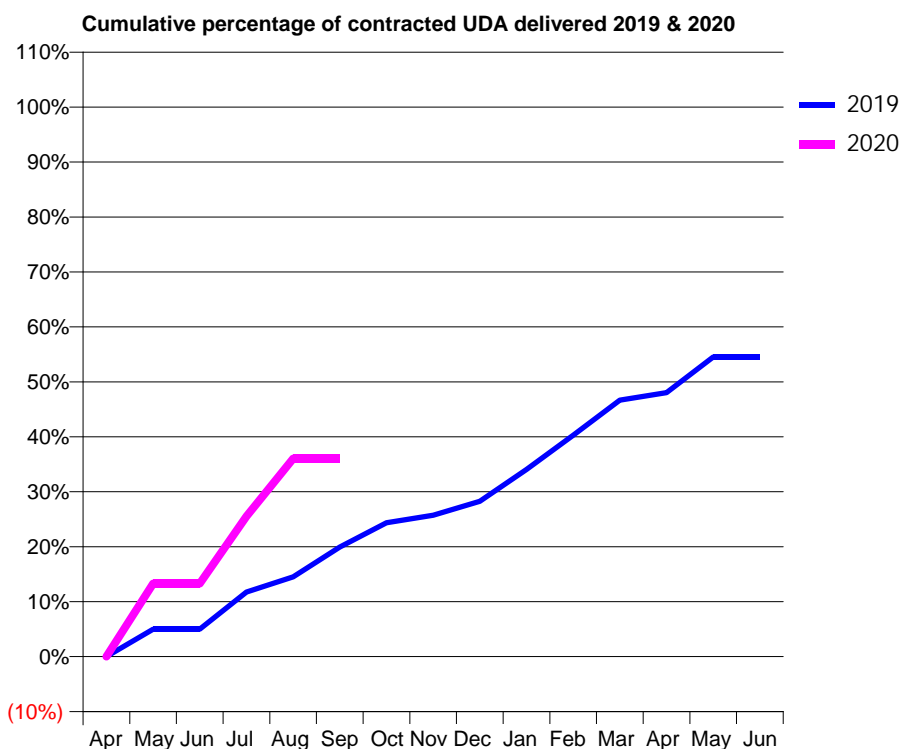
19/20 Contracted general activity (UDA)	926
Carry forward general activity (UDA)	0
19/20 Contracted orthodontic activity (UOA)	0
Carry forward orthodontic activity (UOA)	0
Baseline contract value	£33,647.41

ACCESS*

Patients seen in 24 months	Total	Change since previous quarter
Quarter ending September 2018	287	
Quarter ending December 2018	309	↑
Quarter ending March 2019	363	↑
Quarter ending June 2019	422	↑
Quarter ending September 2019	430	→
Variance since September 2018	49.8%	↑



ACTIVITY



Month	Adjusted Scheduled Activity (UDA)	
	2019	2020
April	0	0
May	79	123
June	79	123
July	186	236
August	230	334
September	316	334
October	386	
November	408	
December	449	
January	541	
February	640	
March	741	
April	762	
May	865	
June	865	

QUALITY

	Quantity	Base Number	Contract	AT	Region	England
% of FP17s for the same patient ID Re-attending within 3 months - Children	0	0	N/A	9.2%	10.8%	11.5%
% of FP17s for the same patient ID Re-attending within 3 months - Adults	8	129	6.2%	14.8%	15.2%	15.4%
% of FP17s for the same patient ID Re-attending between 3 & 9 months - Children	0	0	N/A	61.5%	62.2%	59.7%
% of FP17s for the same patient ID Re-attending between 3 & 9 months - Adults	6	129	4.7%	52.4%	52.9%	51.7%
% of FP17s for Band 1 Urgent Courses	4	92	4.3%	9.3%	9.7%	9.2%
% of FP17s Relating to Free Repair or Replacements	0	92	0.0%	0.5%	0.6%	0.7%
% of FP17s Relating to Continuations	0	92	0.0%	0.7%	0.7%	0.8%
% of Patients satisfied with the dentistry they have received	0	0	N/A	93.6%	93.6%	93.5%
% of Patients satisfied with the time they had to wait for an appointment	0	0	N/A	88.5%	86.3%	87.4%

* This is based on patients treated on this contract for their most recent course of treatment. Figures in italics indicate the base number of FP17s or Patient Questionnaire responses are less than 100. N/A is shown where the base number of responses is less than 10 during the period. % is calculated as Quantity/Base number*100

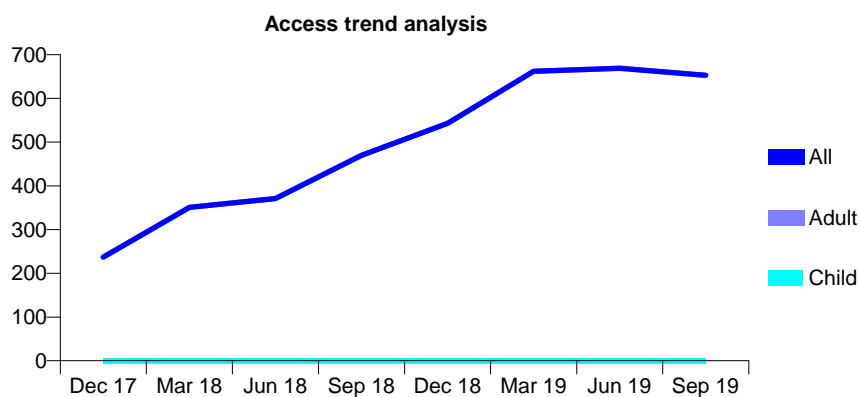
Q68 - Vital Signs At a Glance Contract Report for 100516/0000 - September 2019

Name or company name	MR WM HOULDEN
Contract type name	GDS Contract
Purpose of contract	General
Contract start date	01/07/2017
Contract end date	

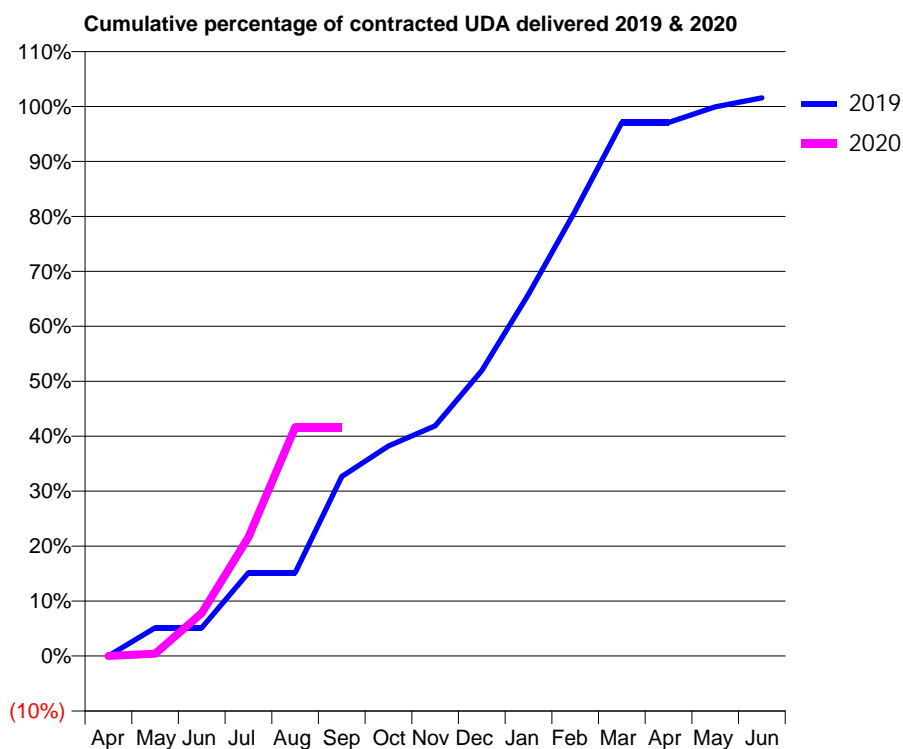
19/20 Contracted general activity (UDA)	2,800
Carry forward general activity (UDA)	0
19/20 Contracted orthodontic activity (UOA)	0
Carry forward orthodontic activity (UOA)	0
Baseline contract value	£94,450.59

ACCESS*

Patients seen in 24 months	Total	Change since previous quarter
Quarter ending September 2018	470	
Quarter ending December 2018	543	↑
Quarter ending March 2019	662	↑
Quarter ending June 2019	669	→
Quarter ending September 2019	653	↓
Variance since September 2018	38.9%	↑



ACTIVITY



Month	Adjusted Scheduled Activity (UDA)	
	2019	2020
April	0	0
May	143	12
June	143	219
July	424	606
August	424	1,166
September	914	1,166
October	1,070	
November	1,173	
December	1,455	
January	1,843	
February	2,268	
March	2,718	
April	2,718	
May	2,798	
June	2,844	

QUALITY

	Quantity	Base Number	Contract	AT	Region	England
% of FP17s for the same patient ID Re-attending within 3 months - Children	0	0	N/A	9.2%	10.8%	11.5%
% of FP17s for the same patient ID Re-attending within 3 months - Adults	85	300	28.3%	14.8%	15.2%	15.4%
% of FP17s for the same patient ID Re-attending between 3 & 9 months - Children	0	0	N/A	61.5%	62.2%	59.7%
% of FP17s for the same patient ID Re-attending between 3 & 9 months - Adults	54	300	18.0%	52.4%	52.9%	51.7%
% of FP17s for Band 1 Urgent Courses	28	267	10.5%	9.3%	9.7%	9.2%
% of FP17s Relating to Free Repair or Replacements	0	267	0.0%	0.5%	0.6%	0.7%
% of FP17s Relating to Continuations	0	267	0.0%	0.7%	0.7%	0.8%
% of Patients satisfied with the dentistry they have received	0	0	N/A	93.6%	93.6%	93.5%
% of Patients satisfied with the time they had to wait for an appointment	0	0	N/A	88.5%	86.3%	87.4%

* This is based on patients treated on this contract for their most recent course of treatment. Figures in italics indicate the base number of FP17s or Patient Questionnaire responses are less than 100. N/A is shown where the base number of responses is less than 10 during the period. % is calculated as Quantity/Base number*100

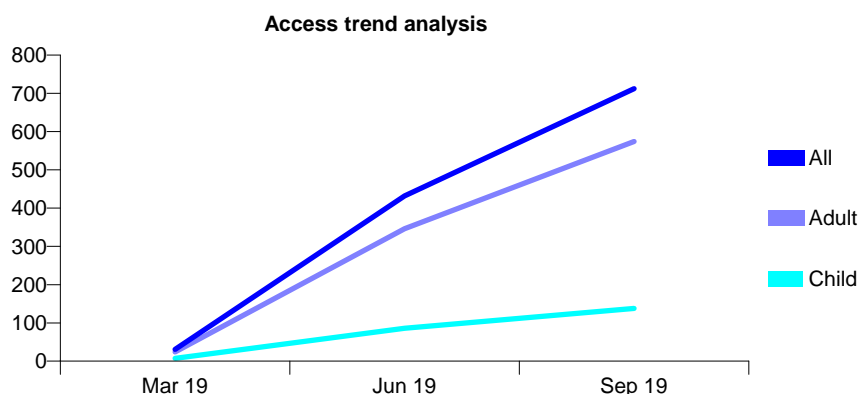
Q68 - Vital Signs At a Glance Contract Report for 100566/0000 - September 2019

Name or company name	The Sea Road Dental Practice Partnership
Contract type name	GDS Contract
Purpose of contract	General
Contract start date	01/11/2017
Contract end date	31/03/2020

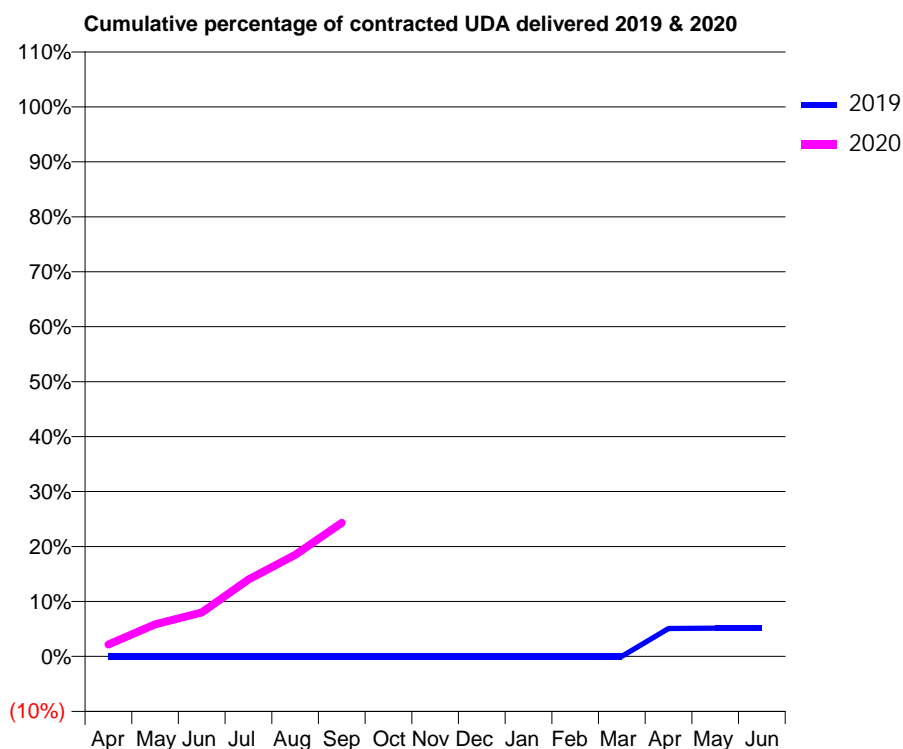
19/20 Contracted general activity (UDA)	5,000
Carry forward general activity (UDA)	0
19/20 Contracted orthodontic activity (UOA)	0
Carry forward orthodontic activity (UOA)	0
Baseline contract value	£128,883.55

ACCESS*

Patients seen in 24 months	Total	Change since previous quarter
Quarter ending September 2018	0	
Quarter ending December 2018	0	
Quarter ending March 2019	31	
Quarter ending June 2019	432	↑
Quarter ending September 2019	712	↑
Variance since September 2018	N/A	



ACTIVITY



Month	Adjusted Scheduled Activity (UDA)	
	2019	2020
April	0	108
May	0	291
June	0	400
July	0	700
August	0	923
September	0	1,215
October	0	
November	0	
December	0	
January	0	
February	0	
March	0	
April	255	
May	258	
June	258	

QUALITY

	Quantity	Base Number	Contract	AT	Region	England
% of FP17s for the same patient ID Re-attending within 3 months - Children	4	153	2.6%	9.2%	10.8%	11.5%
% of FP17s for the same patient ID Re-attending within 3 months - Adults	22	605	3.6%	14.8%	15.2%	15.4%
% of FP17s for the same patient ID Re-attending between 3 & 9 months - Children	1	153	0.7%	61.5%	62.2%	59.7%
% of FP17s for the same patient ID Re-attending between 3 & 9 months - Adults	8	605	1.3%	52.4%	52.9%	51.7%
% of FP17s for Band 1 Urgent Courses	52	627	8.3%	9.3%	9.7%	9.2%
% of FP17s Relating to Free Repair or Replacements	1	627	0.2%	0.5%	0.6%	0.7%
% of FP17s Relating to Continuations	0	627	0.0%	0.7%	0.7%	0.8%
% of Patients satisfied with the dentistry they have received	0	0	N/A	93.6%	93.6%	93.5%
% of Patients satisfied with the time they had to wait for an appointment	0	0	N/A	88.5%	86.3%	87.4%

* This is based on patients treated on this contract for their most recent course of treatment. Figures in italics indicate the base number of FP17s or Patient Questionnaire responses are less than 100. N/A is shown where the base number of responses is less than 10 during the period. % is calculated as Quantity/Base number*100

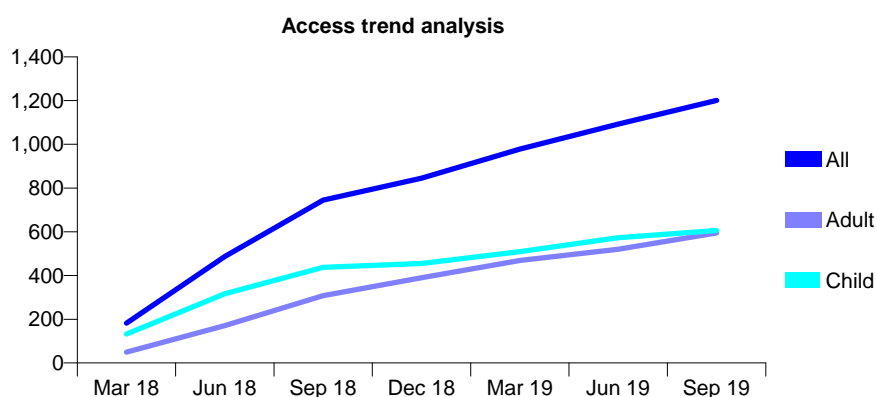
Q68 - Vital Signs At a Glance Contract Report for 100596/0000 - September 2019

Name or company name	MISS NB MUSTAFA
Contract type name	GDS Contract
Purpose of contract	General
Contract start date	01/02/2018
Contract end date	

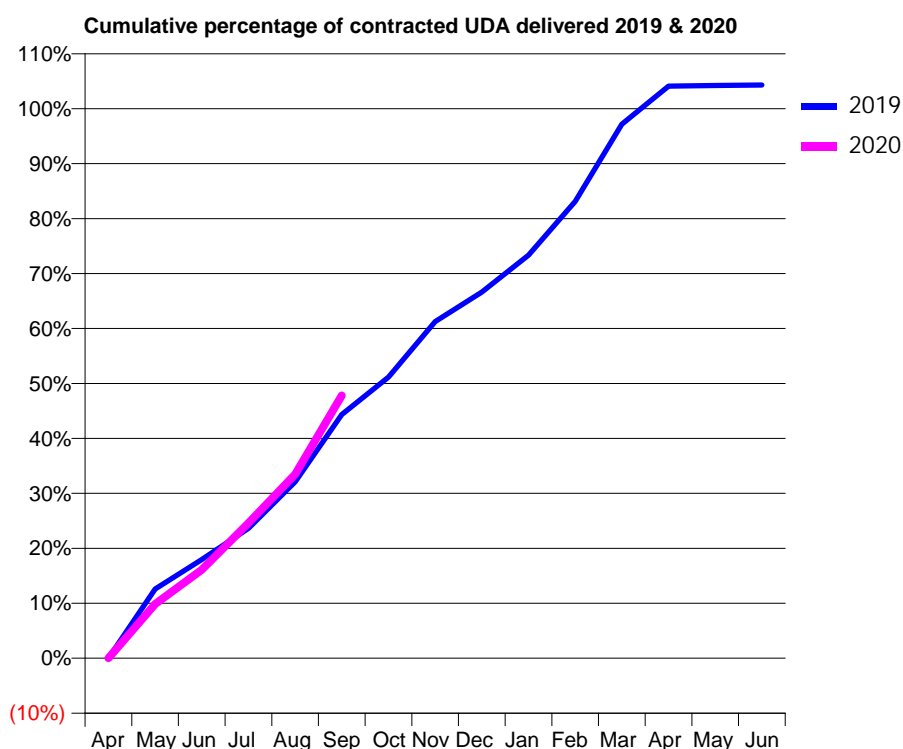
19/20 Contracted general activity (UDA)	2,904
Carry forward general activity (UDA)	0
19/20 Contracted orthodontic activity (UOA)	0
Carry forward orthodontic activity (UOA)	0
Baseline contract value	£74,826.73

ACCESS*

Patients seen in 24 months	Total	Change since previous quarter
Quarter ending September 2018	745	
Quarter ending December 2018	845	↑
Quarter ending March 2019	978	↑
Quarter ending June 2019	1,093	↑
Quarter ending September 2019	1,201	↑
Variance since September 2018	61.2%	↑



ACTIVITY



Month	Adjusted Scheduled Activity (UDA)	
	2019	2020
April	0	0
May	400	287
June	571	467
July	751	714
August	1,019	972
September	1,408	1,389
October	1,624	
November	1,945	
December	2,115	
January	2,328	
February	2,638	
March	3,085	
April	3,304	
May	3,308	
June	3,311	

QUALITY

	Quantity	Base Number	Contract	AT	Region	England
% of FP17s for the same patient ID Re-attending within 3 months - Children	19	497	3.8%	9.2%	10.8%	11.5%
% of FP17s for the same patient ID Re-attending within 3 months - Adults	51	419	12.2%	14.8%	15.2%	15.4%
% of FP17s for the same patient ID Re-attending between 3 & 9 months - Children	313	497	63.0%	61.5%	62.2%	59.7%
% of FP17s for the same patient ID Re-attending between 3 & 9 months - Adults	213	419	50.8%	52.4%	52.9%	51.7%
% of FP17s for Band 1 Urgent Courses	24	871	2.8%	9.3%	9.7%	9.2%
% of FP17s Relating to Free Repair or Replacements	4	871	0.5%	0.5%	0.6%	0.7%
% of FP17s Relating to Continuations	0	871	0.0%	0.7%	0.7%	0.8%
% of Patients satisfied with the dentistry they have received	1	1	N/A	93.6%	93.6%	93.5%
% of Patients satisfied with the time they had to wait for an appointment	1	1	N/A	88.5%	86.3%	87.4%

* This is based on patients treated on this contract for their most recent course of treatment. Figures in italics indicate the base number of FP17s or Patient Questionnaire responses are less than 100. N/A is shown where the base number of responses is less than 10 during the period. % is calculated as Quantity/Base number*100

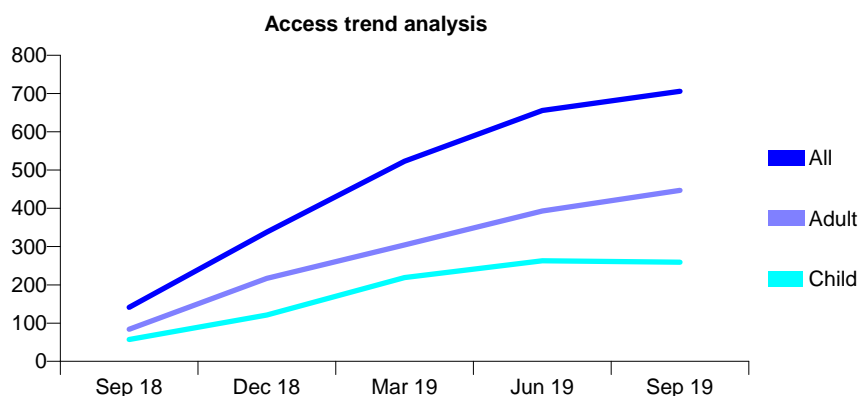
Q68 - Vital Signs At a Glance Contract Report for 100705/0000 - September 2019

Name or company name	MRS A CASTELLHEIM GHAREH
Contract type name	GDS Contract
Purpose of contract	General
Contract start date	28/05/2018
Contract end date	

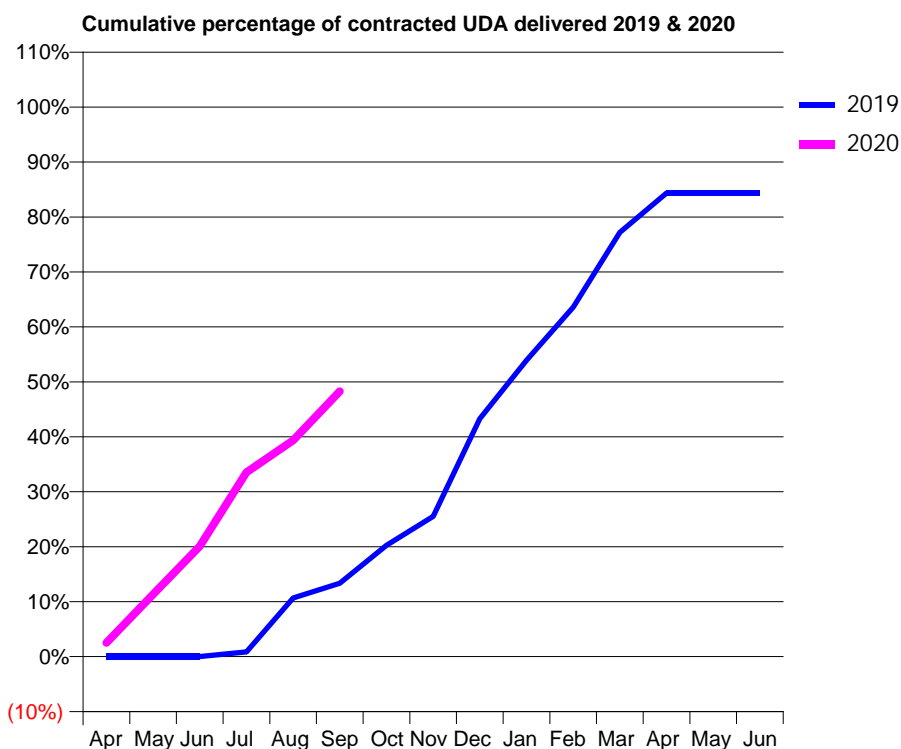
19/20 Contracted general activity (UDA)	2,000
Carry forward general activity (UDA)	0
19/20 Contracted orthodontic activity (UOA)	0
Carry forward orthodontic activity (UOA)	0
Baseline contract value	£58,375.26

ACCESS*

Patients seen in 24 months	Total	Change since previous quarter
Quarter ending September 2018	141	
Quarter ending December 2018	338	↑
Quarter ending March 2019	523	↑
Quarter ending June 2019	656	↑
Quarter ending September 2019	706	↑
Variance since September 2018	400.7%	↑



ACTIVITY



Month	Adjusted Scheduled Activity (UDA)	
	2019	2020
April	0	50
May	0	227
June	0	402
July	17	670
August	214	787
September	267	966
October	405	
November	511	
December	866	
January	1,078	
February	1,272	
March	1,544	
April	1,687	
May	1,687	
June	1,687	

QUALITY

	Quantity	Base Number	Contract	AT	Region	England
% of FP17s for the same patient ID Re-attending within 3 months - Children	10	168	6.0%	9.2%	10.8%	11.5%
% of FP17s for the same patient ID Re-attending within 3 months - Adults	56	287	19.5%	14.8%	15.2%	15.4%
% of FP17s for the same patient ID Re-attending between 3 & 9 months - Children	61	168	36.3%	61.5%	62.2%	59.7%
% of FP17s for the same patient ID Re-attending between 3 & 9 months - Adults	56	287	19.5%	52.4%	52.9%	51.7%
% of FP17s for Band 1 Urgent Courses	49	418	11.7%	9.3%	9.7%	9.2%
% of FP17s Relating to Free Repair or Replacements	1	418	0.2%	0.5%	0.6%	0.7%
% of FP17s Relating to Continuations	0	418	0.0%	0.7%	0.7%	0.8%
% of Patients satisfied with the dentistry they have received	0	0	N/A	93.6%	93.6%	93.5%
% of Patients satisfied with the time they had to wait for an appointment	0	0	N/A	88.5%	86.3%	87.4%

* This is based on patients treated on this contract for their most recent course of treatment. Figures in italics indicate the base number of FP17s or Patient Questionnaire responses are less than 100. N/A is shown where the base number of responses is less than 10 during the period. % is calculated as Quantity/Base number*100

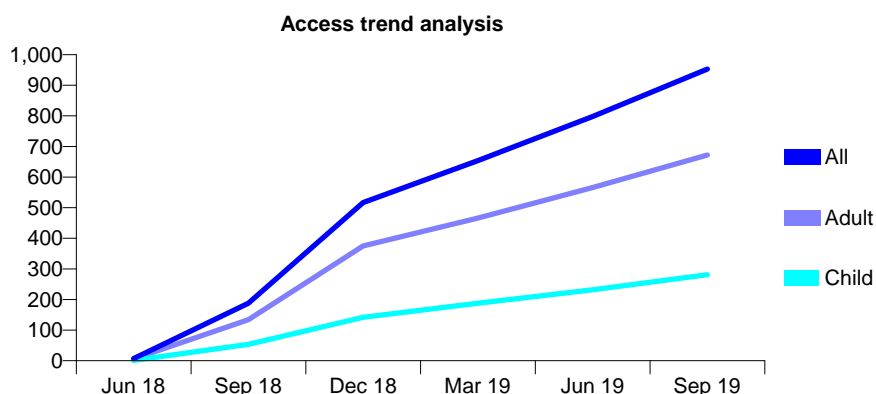
Q68 - Vital Signs At a Glance Contract Report for 100706/0000 - September 2019

Name or company name	Priors Croft Partnership
Contract type name	GDS Contract
Purpose of contract	General
Contract start date	01/04/2018
Contract end date	31/03/2025

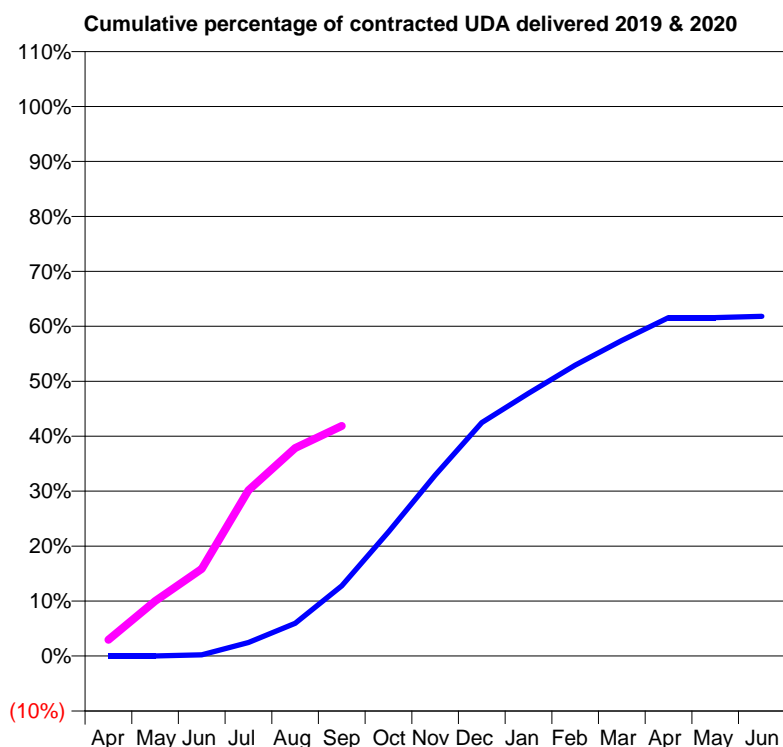
19/20 Contracted general activity (UDA)	3,000
Carry forward general activity (UDA)	0
19/20 Contracted orthodontic activity (UOA)	0
Carry forward orthodontic activity (UOA)	0
Baseline contract value	£79,457.49

ACCESS*

Patients seen in 24 months	Total	Change since previous quarter
Quarter ending September 2018	188	
Quarter ending December 2018	517	↑
Quarter ending March 2019	654	↑
Quarter ending June 2019	798	↑
Quarter ending September 2019	953	↑
Variance since September 2018	406.9%	↑



ACTIVITY



Month	Adjusted Scheduled Activity (UDA)	
	2019	2020
April	0	89
May	0	300
June	7	476
July	74	904
August	179	1,135
September	383	1,256
October	678	
November	988	
December	1,274	
January	1,434	
February	1,588	
March	1,723	
April	1,848	
May	1,848	
June	1,855	

QUALITY

	Quantity	Base Number	Contract	AT	Region	England
% of FP17s for the same patient ID Re-attending within 3 months - Children	12	218	5.5%	9.2%	10.8%	11.5%
% of FP17s for the same patient ID Re-attending within 3 months - Adults	59	507	11.6%	14.8%	15.2%	15.4%
% of FP17s for the same patient ID Re-attending between 3 & 9 months - Children	91	218	41.7%	61.5%	62.2%	59.7%
% of FP17s for the same patient ID Re-attending between 3 & 9 months - Adults	201	507	39.6%	52.4%	52.9%	51.7%
% of FP17s for Band 1 Urgent Courses	50	639	7.8%	9.3%	9.7%	9.2%
% of FP17s Relating to Free Repair or Replacements	5	639	0.8%	0.5%	0.6%	0.7%
% of FP17s Relating to Continuations	0	639	0.0%	0.7%	0.7%	0.8%
% of Patients satisfied with the dentistry they have received	0	0	N/A	93.6%	93.6%	93.5%
% of Patients satisfied with the time they had to wait for an appointment	0	0	N/A	88.5%	86.3%	87.4%

* This is based on patients treated on this contract for their most recent course of treatment. Figures in italics indicate the base number of FP17s or Patient Questionnaire responses are less than 100. N/A is shown where the base number of responses is less than 10 during the period. % is calculated as Quantity/Base number*100

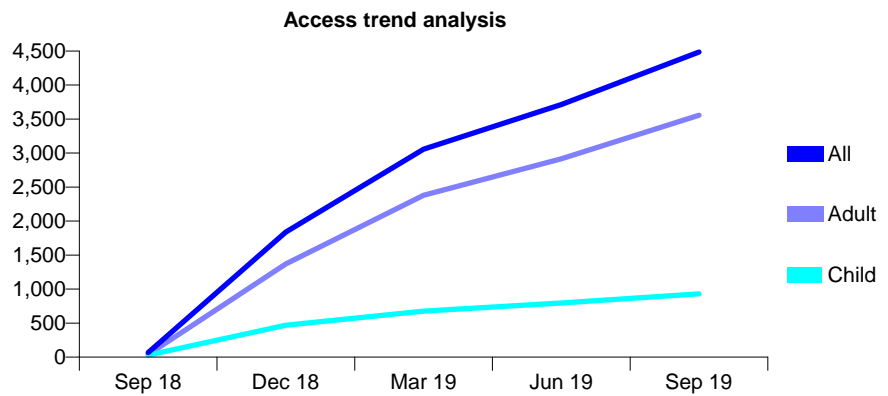
Q68 - Vital Signs At a Glance Contract Report for 100852/0000 - September 2019

Name or company name	Bristol Gardens Dental Practice Partnership
Contract type name	GDS Contract
Purpose of contract	General
Contract start date	10/08/2018
Contract end date	

19/20 Contracted general activity (UDA)	22,951
Carry forward general activity (UDA)	0
19/20 Contracted orthodontic activity (UOA)	0
Carry forward orthodontic activity (UOA)	0
Baseline contract value	£569,464.26

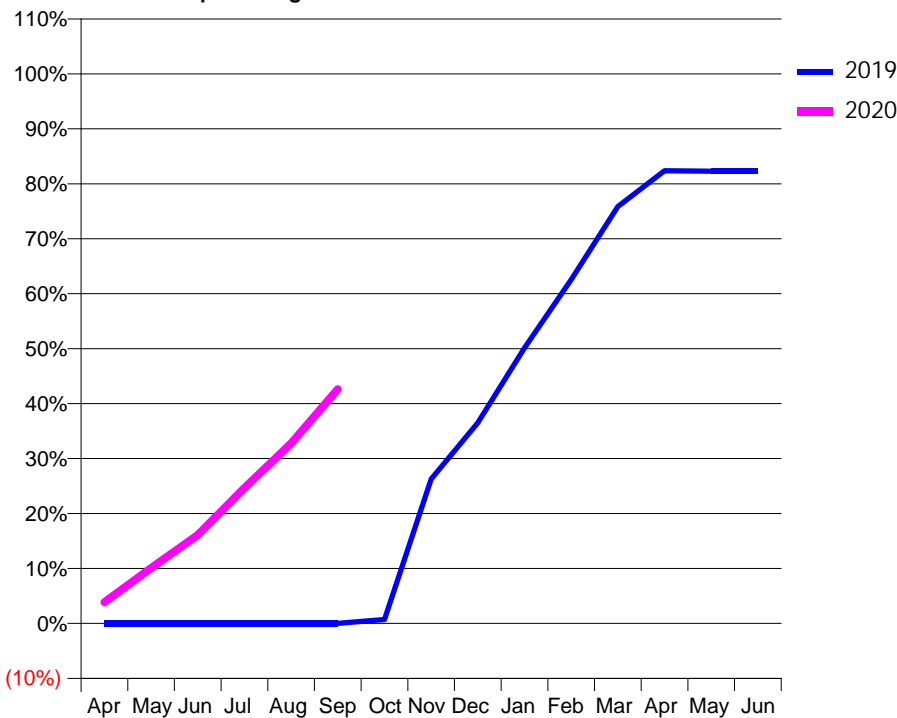
ACCESS*

Patients seen in 24 months	Total	Change since previous quarter
Quarter ending September 2018	67	
Quarter ending December 2018	1,839	↑
Quarter ending March 2019	3,057	↑
Quarter ending June 2019	3,714	↑
Quarter ending September 2019	4,485	↑
Variance since September 2018	6594.0%	↑



ACTIVITY

Cumulative percentage of contracted UDA delivered 2019 & 2020



Month	2019	2020
April	0	889
May	0	2,312
June	0	3,693
July	0	5,664
August	0	7,524
September	0	9,785
October	104	
November	3,876	
December	5,383	
January	7,390	
February	9,228	
March	11,184	
April	12,146	
May	12,130	
June	12,130	

QUALITY

	Quantity	Base Number	Contract	AT	Region	England
% of FP17s for the same patient ID Re-attending within 3 months - Children	55	783	7.0%	9.2%	10.8%	11.5%
% of FP17s for the same patient ID Re-attending within 3 months - Adults	468	2,949	15.9%	14.8%	15.2%	15.4%
% of FP17s for the same patient ID Re-attending between 3 & 9 months - Children	386	783	49.3%	61.5%	62.2%	59.7%
% of FP17s for the same patient ID Re-attending between 3 & 9 months - Adults	1,028	2,949	34.9%	52.4%	52.9%	51.7%
% of FP17s for Band 1 Urgent Courses	488	3,412	14.3%	9.3%	9.7%	9.2%
% of FP17s Relating to Free Repair or Replacements	9	3,412	0.3%	0.5%	0.6%	0.7%
% of FP17s Relating to Continuations	75	3,412	2.2%	0.7%	0.7%	0.8%
% of Patients satisfied with the dentistry they have received	1	1	N/A	93.6%	93.6%	93.5%
% of Patients satisfied with the time they had to wait for an appointment	0	1	N/A	88.5%	86.3%	87.4%

* This is based on patients treated on this contract for their most recent course of treatment.

Figures in italics indicate the base number of FP17s or Patient Questionnaire responses are less than 100. N/A is shown where the base number of responses is less than 10 during the period. % is calculated as Quantity/Base number*100

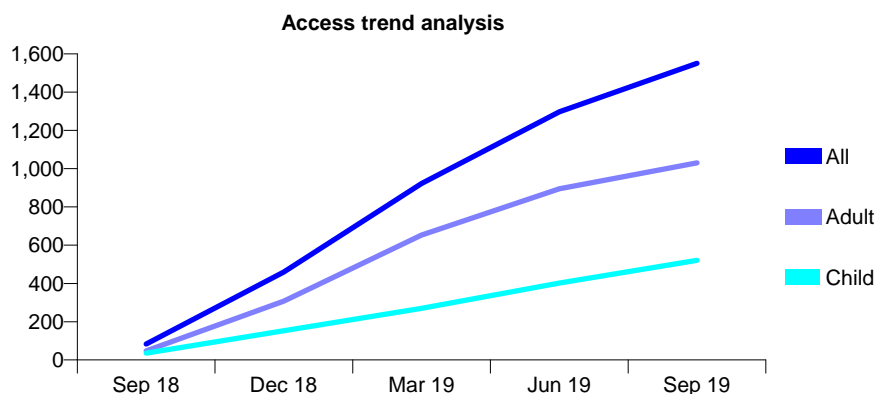
Q68 - Vital Signs At a Glance Contract Report for 100864/0000 - September 2019

Name or company name	Mr A Vaidya and Mrs S Vaidya
Contract type name	GDS Contract
Purpose of contract	General
Contract start date	01/09/2018
Contract end date	

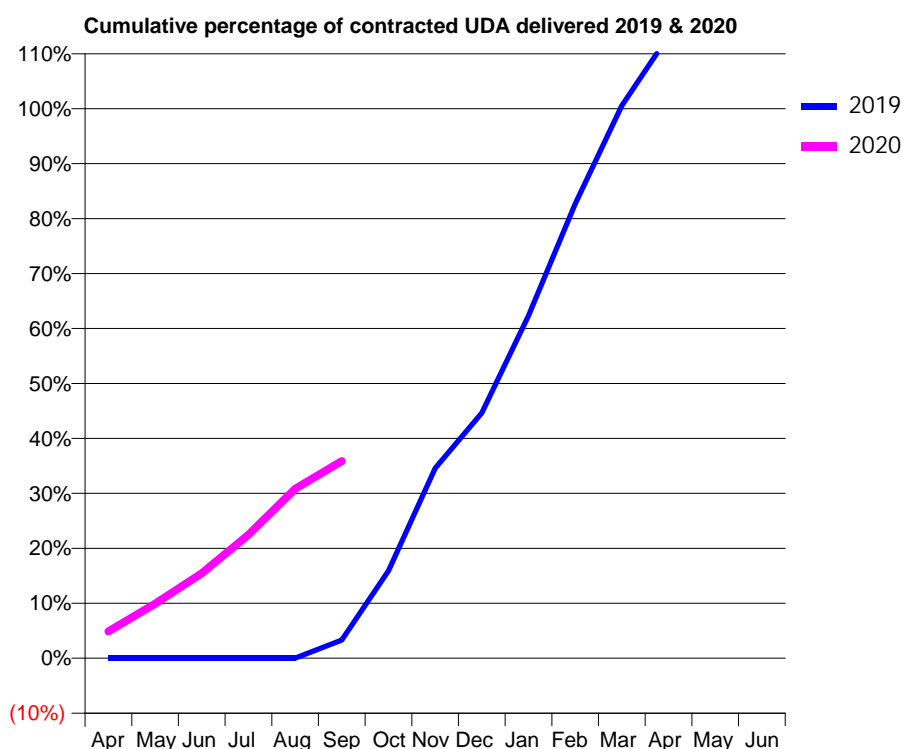
19/20 Contracted general activity (UDA)	3,000
Carry forward general activity (UDA)	0
19/20 Contracted orthodontic activity (UOA)	0
Carry forward orthodontic activity (UOA)	0
Baseline contract value	£82,868.00

ACCESS*

Patients seen in 24 months	Total	Change since previous quarter
Quarter ending September 2018	83	
Quarter ending December 2018	460	↑
Quarter ending March 2019	923	↑
Quarter ending June 2019	1,297	↑
Quarter ending September 2019	1,551	↑
Variance since September 2018	1768.7%	↑



ACTIVITY



Month	2019	2020
April	0	146
May	0	297
June	0	463
July	0	674
August	0	925
September	33	1,076
October	159	
November	346	
December	446	
January	623	
February	827	
March	1,005	
April	1,132	
May	1,132	
June	1,132	

QUALITY

	Quantity	Base Number	Contract	AT	Region	England
% of FP17s for the same patient ID Re-attending within 3 months - Children	17	428	4.0%	9.2%	10.8%	11.5%
% of FP17s for the same patient ID Re-attending within 3 months - Adults	99	705	14.0%	14.8%	15.2%	15.4%
% of FP17s for the same patient ID Re-attending between 3 & 9 months - Children	130	428	30.4%	61.5%	62.2%	59.7%
% of FP17s for the same patient ID Re-attending between 3 & 9 months - Adults	127	705	18.0%	52.4%	52.9%	51.7%
% of FP17s for Band 1 Urgent Courses	82	588	13.9%	9.3%	9.7%	9.2%
% of FP17s Relating to Free Repair or Replacements	2	588	0.3%	0.5%	0.6%	0.7%
% of FP17s Relating to Continuations	7	588	1.2%	0.7%	0.7%	0.8%
% of Patients satisfied with the dentistry they have received	0	0	N/A	93.6%	93.6%	93.5%
% of Patients satisfied with the time they had to wait for an appointment	0	0	N/A	88.5%	86.3%	87.4%

* This is based on patients treated on this contract for their most recent course of treatment. Figures in italics indicate the base number of FP17s or Patient Questionnaire responses are less than 100. N/A is shown where the base number of responses is less than 10 during the period. % is calculated as Quantity/Base number*100

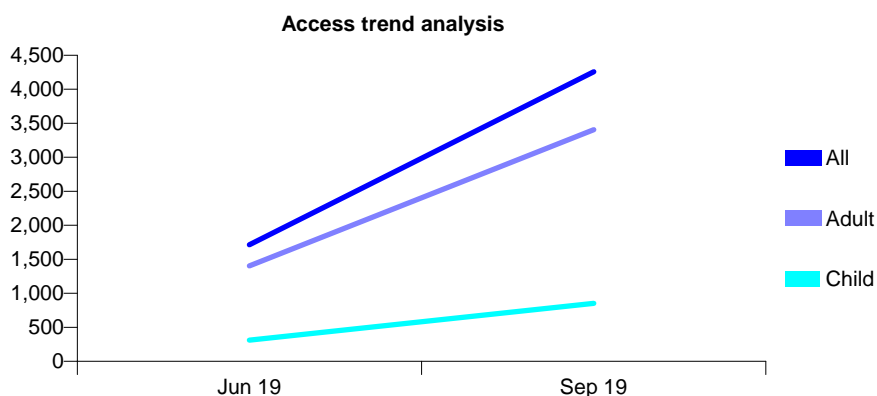
Q68 - Vital Signs At a Glance Contract Report for 101202/0000 - September 2019

Name or company name	D & S Dental Practice Limited
Contract type name	GDS Contract
Purpose of contract	General
Contract start date	01/05/2019
Contract end date	

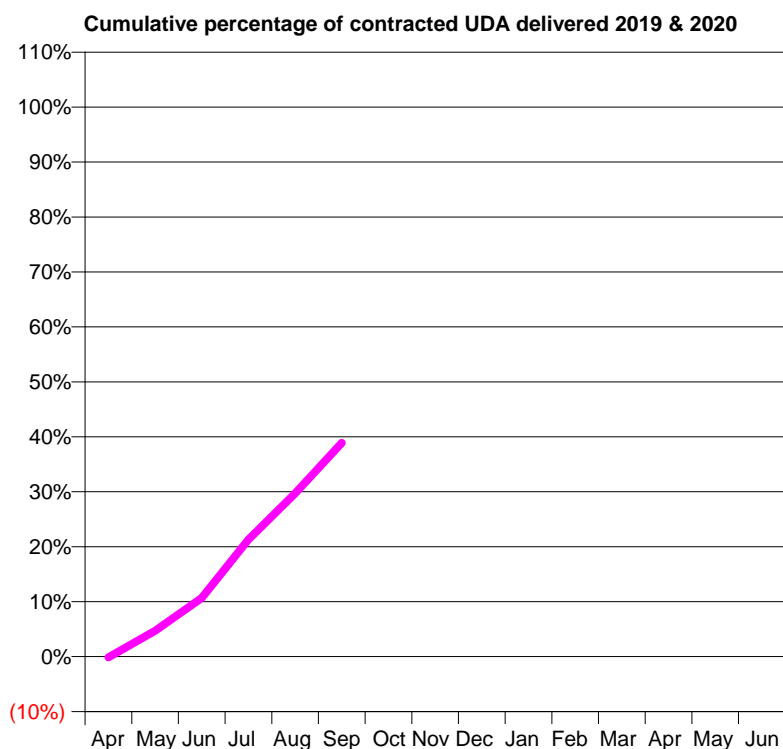
19/20 Contracted general activity (UDA)	22,477
Carry forward general activity (UDA)	38
19/20 Contracted orthodontic activity (UOA)	0
Carry forward orthodontic activity (UOA)	0
Baseline contract value	£519,794.76

ACCESS*

Patients seen in 24 months	Total	Change since previous quarter
Quarter ending September 2018	0	
Quarter ending December 2018	0	
Quarter ending March 2019	0	
Quarter ending June 2019	1,715	↑
Quarter ending September 2019	4,257	↑
Variance since September 2018	N/A	



ACTIVITY



Month	Adjusted Scheduled Activity (UDA)	
	2019	2020
April	0	-38
May	0	1,056
June	0	2,402
July	0	4,789
August	0	6,678
September	0	8,743
October	0	
November	0	
December	0	
January	0	
February	0	
March	0	
April	0	
May	0	
June	0	

QUALITY

	Quantity	Base Number	Contract	AT	Region	England
% of FP17s for the same patient ID Re-attending within 3 months - Children	24	867	2.8%	9.2%	10.8%	11.5%
% of FP17s for the same patient ID Re-attending within 3 months - Adults	320	3,776	8.5%	14.8%	15.2%	15.4%
% of FP17s for the same patient ID Re-attending between 3 & 9 months - Children	7	867	0.8%	61.5%	62.2%	59.7%
% of FP17s for the same patient ID Re-attending between 3 & 9 months - Adults	47	3,776	1.2%	52.4%	52.9%	51.7%
% of FP17s for Band 1 Urgent Courses	418	4,643	9.0%	9.3%	9.7%	9.2%
% of FP17s Relating to Free Repair or Replacements	46	4,643	1.0%	0.5%	0.6%	0.7%
% of FP17s Relating to Continuations	12	4,643	0.3%	0.7%	0.7%	0.8%
% of Patients satisfied with the dentistry they have received	1	1	N/A	93.6%	93.6%	93.5%
% of Patients satisfied with the time they had to wait for an appointment	1	1	N/A	88.5%	86.3%	87.4%

* This is based on patients treated on this contract for their most recent course of treatment. Figures in italics indicate the base number of FP17s or Patient Questionnaire responses are less than 100. N/A is shown where the base number of responses is less than 10 during the period. % is calculated as Quantity/Base number*100

Q68 - Vital Signs At a Glance Contract Report for 101205/0000 - September 2019


Name or company name	MR N SUCHAK
Contract type name	GDS Contract
Purpose of contract	General
Contract start date	01/04/2019
Contract end date	31/03/2020

19/20 Contracted general activity (UDA)	1,500
Carry forward general activity (UDA)	0
19/20 Contracted orthodontic activity (UOA)	0
Carry forward orthodontic activity (UOA)	0
Baseline contract value	£42,762.68

ACCESS*

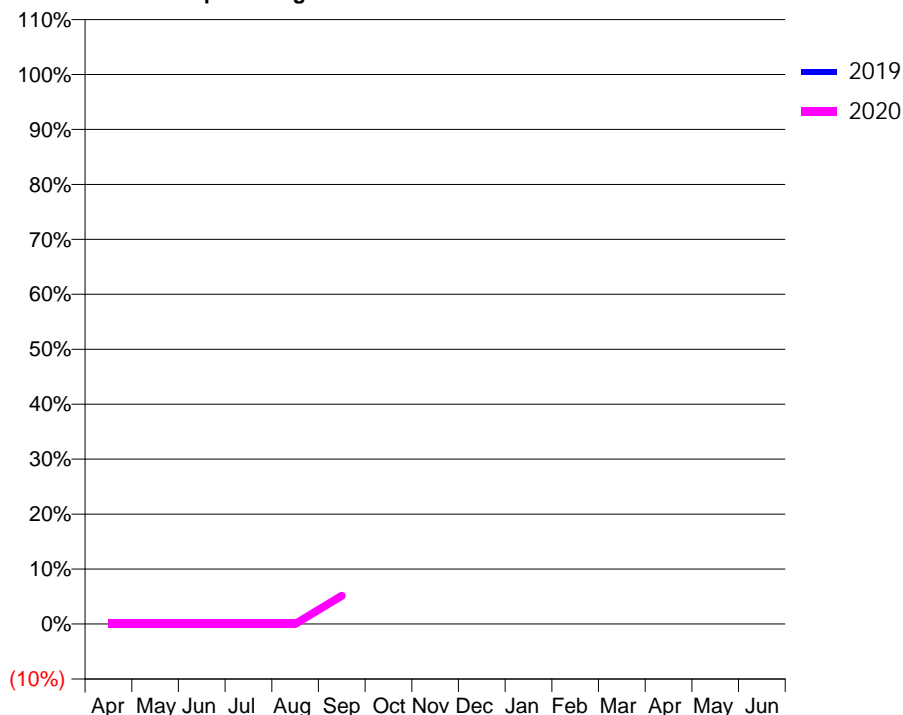
Patients seen in 24 months	Total	Change since previous quarter
Quarter ending September 2018	0	
Quarter ending December 2018	0	
Quarter ending March 2019	0	
Quarter ending June 2019	0	
Quarter ending September 2019	26	↑
Variance since September 2018	N/A	

Access trend analysis



ACTIVITY

Cumulative percentage of contracted UDA delivered 2019 & 2020



Month	Adjusted Scheduled Activity (UDA)	
	2019	2020
April	0	0
May	0	0
June	0	0
July	0	0
August	0	0
September	0	77
October	0	0
November	0	0
December	0	0
January	0	0
February	0	0
March	0	0
April	0	0
May	0	0
June	0	0

QUALITY

	Quantity	Base Number	Contract	AT	Region	England
% of FP17s for the same patient ID Re-attending within 3 months - Children	0	5	0.0%	9.2%	10.8%	11.5%
% of FP17s for the same patient ID Re-attending within 3 months - Adults	0	21	0.0%	14.8%	15.2%	15.4%
% of FP17s for the same patient ID Re-attending between 3 & 9 months - Children	0	5	0.0%	61.5%	62.2%	59.7%
% of FP17s for the same patient ID Re-attending between 3 & 9 months - Adults	0	21	0.0%	52.4%	52.9%	51.7%
% of FP17s for Band 1 Urgent Courses	0	26	0.0%	9.3%	9.7%	9.2%
% of FP17s Relating to Free Repair or Replacements	0	26	0.0%	0.5%	0.6%	0.7%
% of FP17s Relating to Continuations	0	26	0.0%	0.7%	0.7%	0.8%
% of Patients satisfied with the dentistry they have received	0	0	N/A	93.6%	93.6%	93.5%
% of Patients satisfied with the time they had to wait for an appointment	0	0	N/A	88.5%	86.3%	87.4%

* This is based on patients treated on this contract for their most recent course of treatment. Figures in italics indicate the base number of FP17s or Patient Questionnaire responses are less than 100. N/A is shown where the base number of responses is less than 10 during the period. % is calculated as Quantity/Base number*100


Q68 - Vital Signs At a Glance Contract Report for 101222/0000 - September 2019

Name or company name	E Lazanakis Limited trading as Sussex Den
Contract type name	GDS Contract
Purpose of contract	General
Contract start date	01/04/2019
Contract end date	31/03/2020

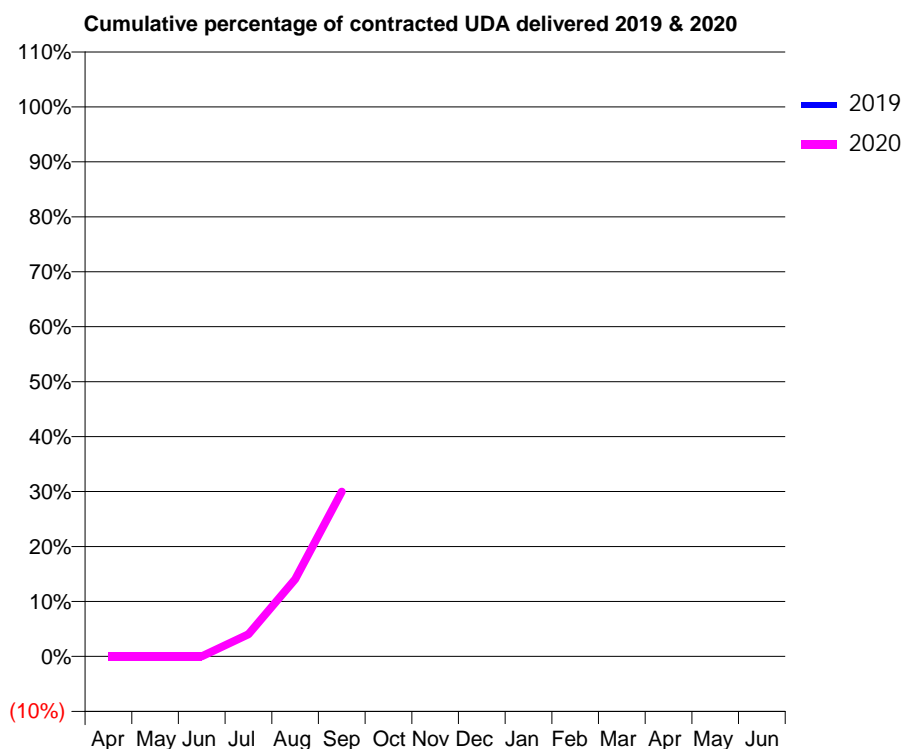
19/20 Contracted general activity (UDA)	2,000
Carry forward general activity (UDA)	0
19/20 Contracted orthodontic activity (UOA)	0
Carry forward orthodontic activity (UOA)	0
Baseline contract value	£54,010.06

ACCESS*

Patients seen in 24 months	Total	Change since previous quarter
Quarter ending September 2018	0	
Quarter ending December 2018	0	
Quarter ending March 2019	0	
Quarter ending June 2019	0	
Quarter ending September 2019	232	↑
Variance since September 2018	N/A	



ACTIVITY



Month	Adjusted Scheduled Activity (UDA)	
	2019	2020
April	0	0
May	0	0
June	0	0
July	0	81
August	0	281
September	0	600
October	0	
November	0	
December	0	
January	0	
February	0	
March	0	
April	0	
May	0	
June	0	

QUALITY

	Quantity	Base Number	Contract	AT	Region	England
% of FP17s for the same patient ID Re-attending within 3 months - Children	0	55	0.0%	9.2%	10.8%	11.5%
% of FP17s for the same patient ID Re-attending within 3 months - Adults	2	194	1.0%	14.8%	15.2%	15.4%
% of FP17s for the same patient ID Re-attending between 3 & 9 months - Children	0	55	0.0%	61.5%	62.2%	59.7%
% of FP17s for the same patient ID Re-attending between 3 & 9 months - Adults	0	194	0.0%	52.4%	52.9%	51.7%
% of FP17s for Band 1 Urgent Courses	48	249	19.3%	9.3%	9.7%	9.2%
% of FP17s Relating to Free Repair or Replacements	0	249	0.0%	0.5%	0.6%	0.7%
% of FP17s Relating to Continuations	1	249	0.4%	0.7%	0.7%	0.8%
% of Patients satisfied with the dentistry they have received	0	0	N/A	93.6%	93.6%	93.5%
% of Patients satisfied with the time they had to wait for an appointment	0	0	N/A	88.5%	86.3%	87.4%

* This is based on patients treated on this contract for their most recent course of treatment. Figures in italics indicate the base number of FP17s or Patient Questionnaire responses are less than 100. N/A is shown where the base number of responses is less than 10 during the period. % is calculated as Quantity/Base number*100

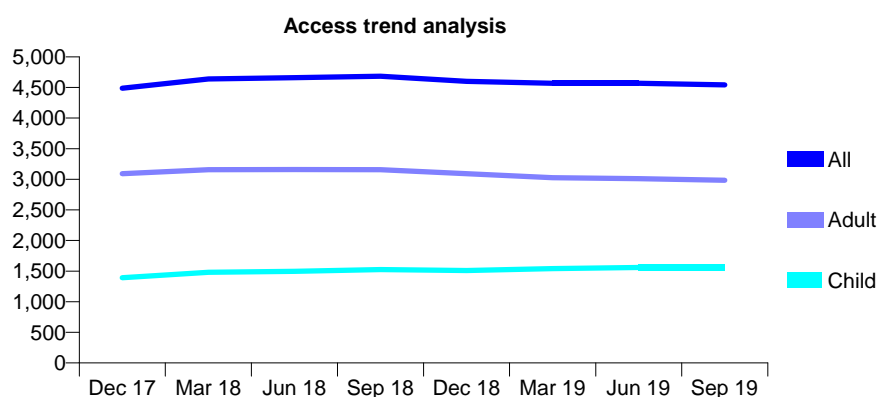
Q68 - Vital Signs At a Glance Contract Report for 101281/0028 - September 2019

Name or company name	OASIS DENTAL CARE LTD
Contract type name	GDS Contract
Purpose of contract	General
Contract start date	01/04/2006
Contract end date	

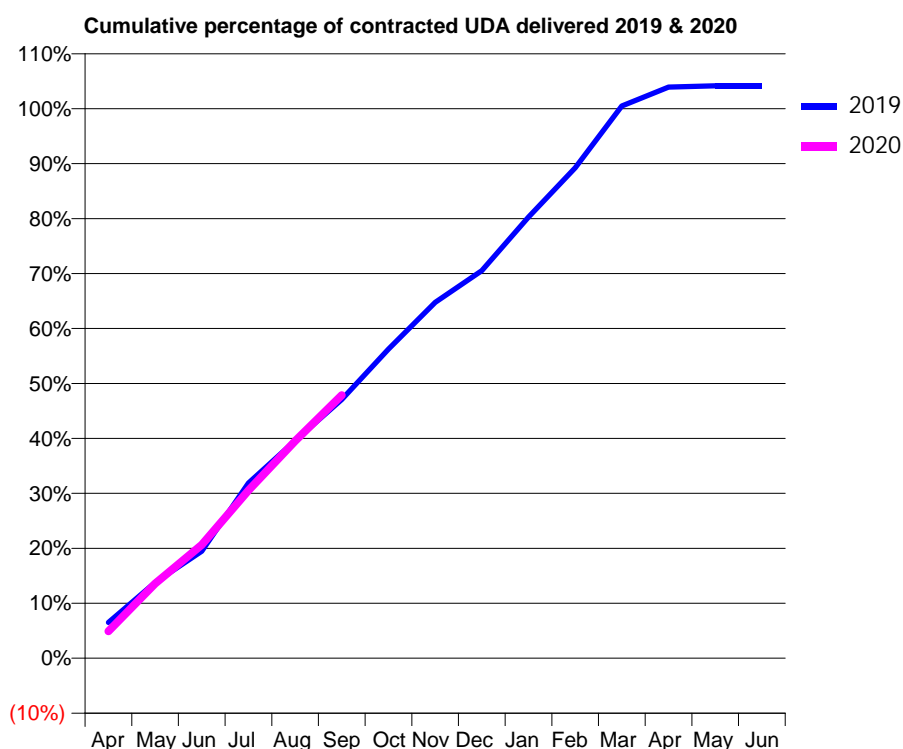
19/20 Contracted general activity (UDA)	11,520
Carry forward general activity (UDA)	0
19/20 Contracted orthodontic activity (UOA)	0
Carry forward orthodontic activity (UOA)	0
Baseline contract value	£279,317.12

ACCESS*

Patients seen in 24 months	Total	Change since previous quarter
Quarter ending September 2018	4,682	
Quarter ending December 2018	4,600	↓
Quarter ending March 2019	4,567	→
Quarter ending June 2019	4,567	→
Quarter ending September 2019	4,543	→
Variance since September 2018	(3.0%)	↓



ACTIVITY



Month	2019	2020
April	751	567
May	1,588	1,564
June	2,244	2,377
July	3,673	3,519
August	4,561	4,556
September	5,424	5,515
October	6,483	
November	7,459	
December	8,122	
January	9,249	
February	10,280	
March	11,576	
April	11,971	
May	11,997	
June	12,000	

QUALITY

	Quantity	Base Number	Contract	AT	Region	England
% of FP17s for the same patient ID Re-attending within 3 months - Children	103	1,334	7.7%	9.2%	10.8%	11.5%
% of FP17s for the same patient ID Re-attending within 3 months - Adults	313	2,216	14.1%	14.8%	15.2%	15.4%
% of FP17s for the same patient ID Re-attending between 3 & 9 months - Children	875	1,334	65.6%	61.5%	62.2%	59.7%
% of FP17s for the same patient ID Re-attending between 3 & 9 months - Adults	1,269	2,216	57.3%	52.4%	52.9%	51.7%
% of FP17s for Band 1 Urgent Courses	294	3,333	8.8%	9.3%	9.7%	9.2%
% of FP17s Relating to Free Repair or Replacements	18	3,333	0.5%	0.5%	0.6%	0.7%
% of FP17s Relating to Continuations	0	3,333	0.0%	0.7%	0.7%	0.8%
% of Patients satisfied with the dentistry they have received	2	2	N/A	93.6%	93.6%	93.5%
% of Patients satisfied with the time they had to wait for an appointment	2	2	N/A	88.5%	86.3%	87.4%

* This is based on patients treated on this contract for their most recent course of treatment.

Figures in italics indicate the base number of FP17s or Patient Questionnaire responses are less than 100. N/A is shown where the base number of responses is less than 10 during the period. % is calculated as Quantity/Base number*100

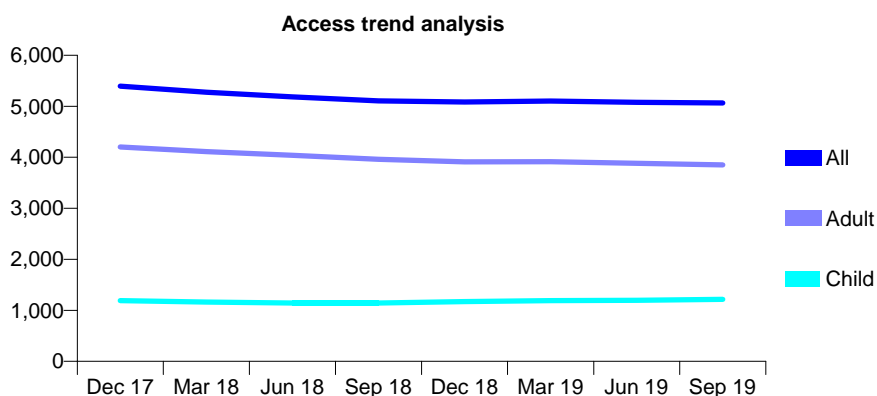
Q68 - Vital Signs At a Glance Contract Report for 101281/0040 - September 2019

Name or company name	OASIS DENTAL CARE LTD
Contract type name	GDS Contract
Purpose of contract	General
Contract start date	01/04/2006
Contract end date	

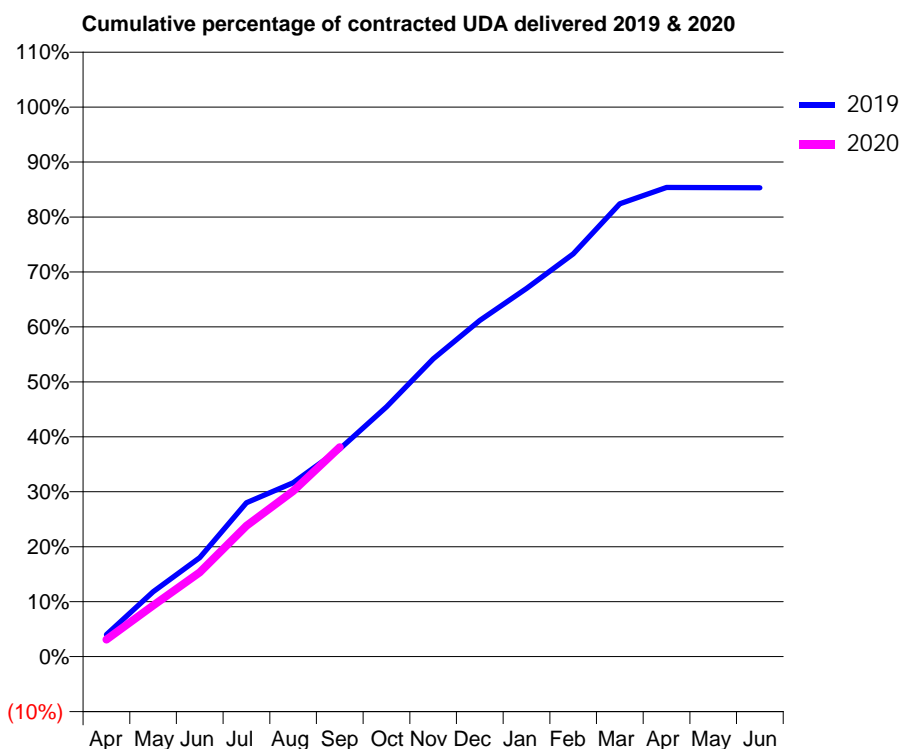
19/20 Contracted general activity (UDA)	16,400
Carry forward general activity (UDA)	0
19/20 Contracted orthodontic activity (UOA)	0
Carry forward orthodontic activity (UOA)	0
Baseline contract value	£421,032.99

ACCESS*

Patients seen in 24 months	Total	Change since previous quarter
Quarter ending September 2018	5,105	
Quarter ending December 2018	5,083	→
Quarter ending March 2019	5,103	→
Quarter ending June 2019	5,078	→
Quarter ending September 2019	5,065	→
Variance since September 2018	(0.8%)	→



ACTIVITY



Month	Adjusted Scheduled Activity (UDA)	
	2019	2020
April	660	508
May	1,935	1,527
June	2,957	2,517
July	4,595	3,908
August	5,193	4,943
September	6,200	6,249
October	7,454	
November	8,886	
December	10,031	
January	10,986	
February	12,017	
March	13,513	
April	13,999	
May	13,994	
June	13,991	

QUALITY

	Quantity	Base Number	Contract	AT	Region	England
% of FP17s for the same patient ID Re-attending within 3 months - Children	56	985	5.7%	9.2%	10.8%	11.5%
% of FP17s for the same patient ID Re-attending within 3 months - Adults	454	2,595	17.5%	14.8%	15.2%	15.4%
% of FP17s for the same patient ID Re-attending between 3 & 9 months - Children	675	985	68.5%	61.5%	62.2%	59.7%
% of FP17s for the same patient ID Re-attending between 3 & 9 months - Adults	1,125	2,595	43.4%	52.4%	52.9%	51.7%
% of FP17s for Band 1 Urgent Courses	448	3,317	13.5%	9.3%	9.7%	9.2%
% of FP17s Relating to Free Repair or Replacements	77	3,317	2.3%	0.5%	0.6%	0.7%
% of FP17s Relating to Continuations	0	3,317	0.0%	0.7%	0.7%	0.8%
% of Patients satisfied with the dentistry they have received	1	1	N/A	93.6%	93.6%	93.5%
% of Patients satisfied with the time they had to wait for an appointment	1	1	N/A	88.5%	86.3%	87.4%

* This is based on patients treated on this contract for their most recent course of treatment. Figures in italics indicate the base number of FP17s or Patient Questionnaire responses are less than 100. N/A is shown where the base number of responses is less than 10 during the period. % is calculated as Quantity/Base number*100

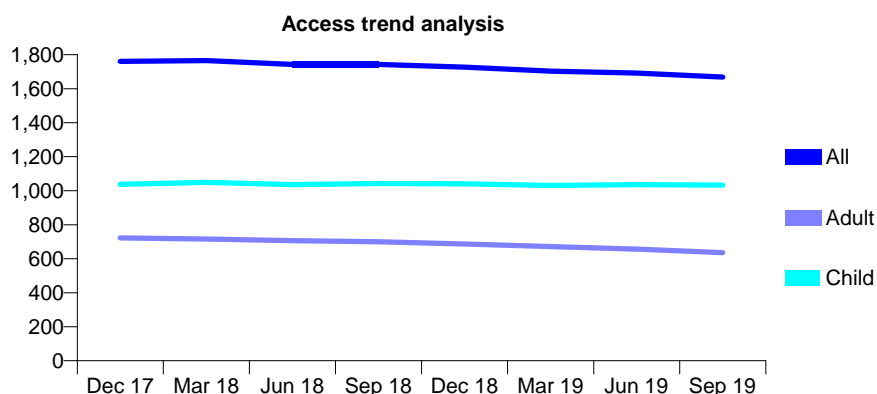
Q68 - Vital Signs At a Glance Contract Report for 101281/0056 - September 2019

Name or company name	OASIS DENTAL CARE LTD
Contract type name	GDS Contract
Purpose of contract	General
Contract start date	01/04/2006
Contract end date	

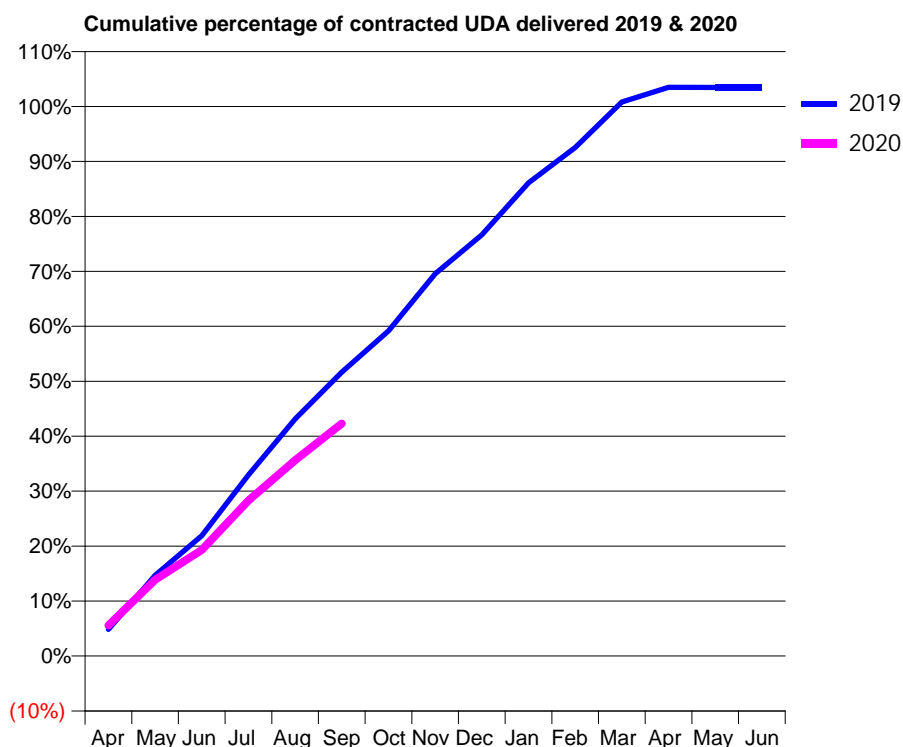
19/20 Contracted general activity (UDA)	3,474
Carry forward general activity (UDA)	0
19/20 Contracted orthodontic activity (UOA)	0
Carry forward orthodontic activity (UOA)	0
Baseline contract value	£85,281.93

ACCESS*

Patients seen in 24 months	Total	Change since previous quarter
Quarter ending September 2018	1,742	
Quarter ending December 2018	1,727	→
Quarter ending March 2019	1,703	↓
Quarter ending June 2019	1,692	→
Quarter ending September 2019	1,669	↓
Variance since September 2018	(4.2%)	↓



ACTIVITY



Month	Adjusted Scheduled Activity (UDA)	
	2019	2020
April	168	194
May	511	482
June	760	671
July	1,146	983
August	1,499	1,238
September	1,794	1,470
October	2,055	
November	2,416	
December	2,662	
January	2,991	
February	3,215	
March	3,501	
April	3,595	
May	3,594	
June	3,594	

QUALITY

	Quantity	Base Number	Contract	AT	Region	England
% of FP17s for the same patient ID Re-attending within 3 months - Children	56	681	8.2%	9.2%	10.8%	11.5%
% of FP17s for the same patient ID Re-attending within 3 months - Adults	48	343	14.0%	14.8%	15.2%	15.4%
% of FP17s for the same patient ID Re-attending between 3 & 9 months - Children	406	681	59.6%	61.5%	62.2%	59.7%
% of FP17s for the same patient ID Re-attending between 3 & 9 months - Adults	132	343	38.5%	52.4%	52.9%	51.7%
% of FP17s for Band 1 Urgent Courses	61	956	6.4%	9.3%	9.7%	9.2%
% of FP17s Relating to Free Repair or Replacements	2	956	0.2%	0.5%	0.6%	0.7%
% of FP17s Relating to Continuations	13	956	1.4%	0.7%	0.7%	0.8%
% of Patients satisfied with the dentistry they have received	1	1	N/A	93.6%	93.6%	93.5%
% of Patients satisfied with the time they had to wait for an appointment	0	1	N/A	88.5%	86.3%	87.4%

* This is based on patients treated on this contract for their most recent course of treatment. Figures in italics indicate the base number of FP17s or Patient Questionnaire responses are less than 100. N/A is shown where the base number of responses is less than 10 during the period. % is calculated as Quantity/Base number*100

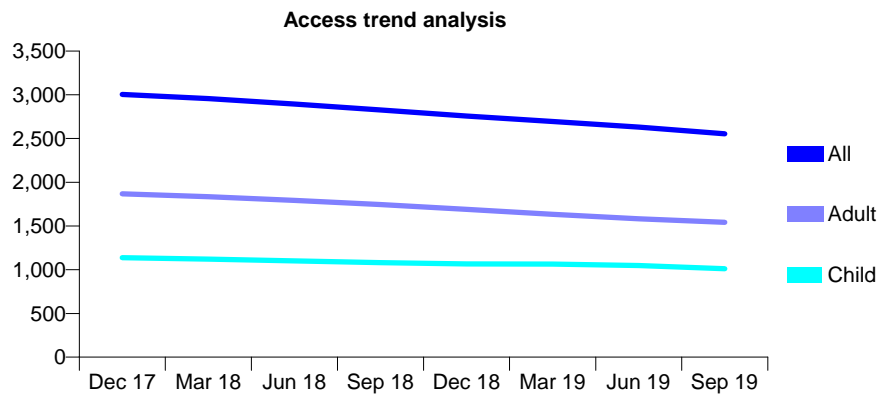
Q68 - Vital Signs At a Glance Contract Report for 101281/0057 - September 2019

Name or company name	OASIS DENTAL CARE LTD
Contract type name	GDS Contract
Purpose of contract	General
Contract start date	01/04/2006
Contract end date	

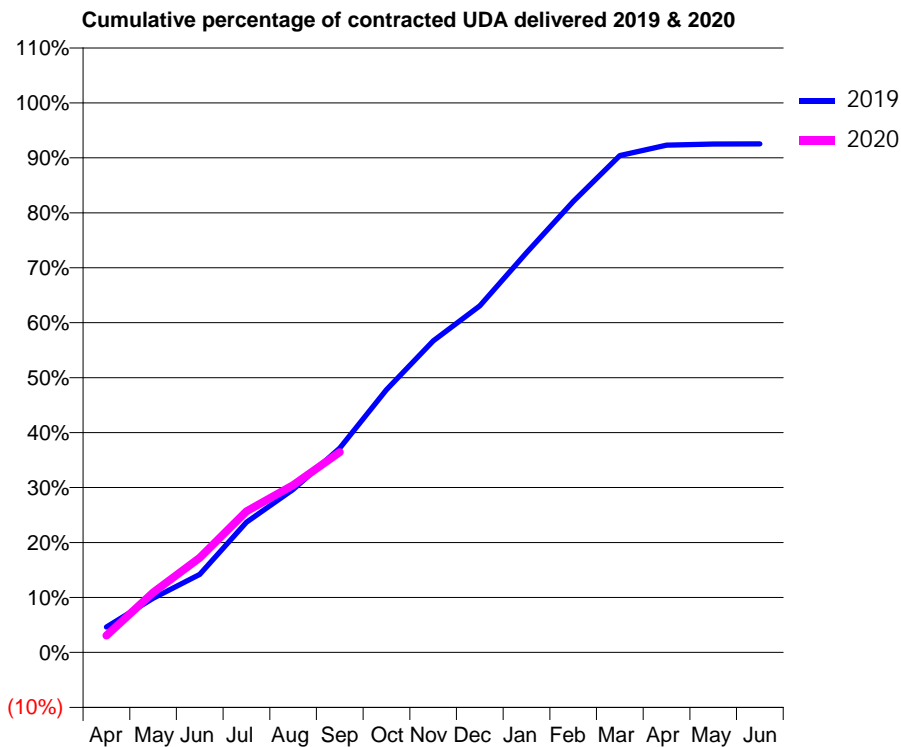
19/20 Contracted general activity (UDA)	7,181
Carry forward general activity (UDA)	0
19/20 Contracted orthodontic activity (UOA)	0
Carry forward orthodontic activity (UOA)	0
Baseline contract value	£184,109.87

ACCESS*

Patients seen in 24 months	Total	Change since previous quarter
Quarter ending September 2018	2,827	
Quarter ending December 2018	2,756	↓
Quarter ending March 2019	2,696	↓
Quarter ending June 2019	2,631	↓
Quarter ending September 2019	2,554	↓
Variance since September 2018	(9.7%)	↓



ACTIVITY



Month	Adjusted Scheduled Activity (UDA)	
	2019	2020
April	320	221
May	684	784
June	985	1,237
July	1,642	1,842
August	2,057	2,186
September	2,576	2,618
October	3,313	
November	3,929	
December	4,370	
January	5,042	
February	5,687	
March	6,266	
April	6,398	
May	6,413	
June	6,414	

QUALITY

	Quantity	Base Number	Contract	AT	Region	England
% of FP17s for the same patient ID Re-attending within 3 months - Children	29	710	4.1%	9.2%	10.8%	11.5%
% of FP17s for the same patient ID Re-attending within 3 months - Adults	118	973	12.1%	14.8%	15.2%	15.4%
% of FP17s for the same patient ID Re-attending between 3 & 9 months - Children	505	710	71.1%	61.5%	62.2%	59.7%
% of FP17s for the same patient ID Re-attending between 3 & 9 months - Adults	593	973	60.9%	52.4%	52.9%	51.7%
% of FP17s for Band 1 Urgent Courses	132	1,586	8.3%	9.3%	9.7%	9.2%
% of FP17s Relating to Free Repair or Replacements	6	1,586	0.4%	0.5%	0.6%	0.7%
% of FP17s Relating to Continuations	1	1,586	0.1%	0.7%	0.7%	0.8%
% of Patients satisfied with the dentistry they have received	0	0	N/A	93.6%	93.6%	93.5%
% of Patients satisfied with the time they had to wait for an appointment	0	0	N/A	88.5%	86.3%	87.4%

* This is based on patients treated on this contract for their most recent course of treatment. Figures in italics indicate the base number of FP17s or Patient Questionnaire responses are less than 100. N/A is shown where the base number of responses is less than 10 during the period. % is calculated as Quantity/Base number*100

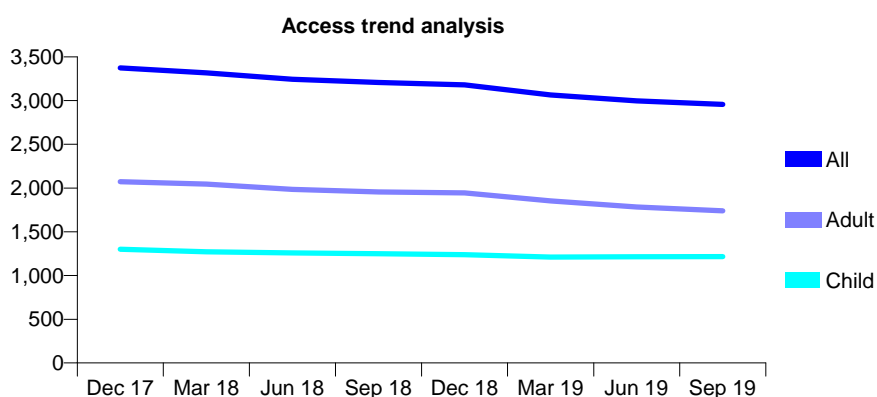
Q68 - Vital Signs At a Glance Contract Report for 101281/0090 - September 2019

Name or company name	OASIS DENTAL CARE LTD
Contract type name	GDS Contract
Purpose of contract	General
Contract start date	01/04/2006
Contract end date	

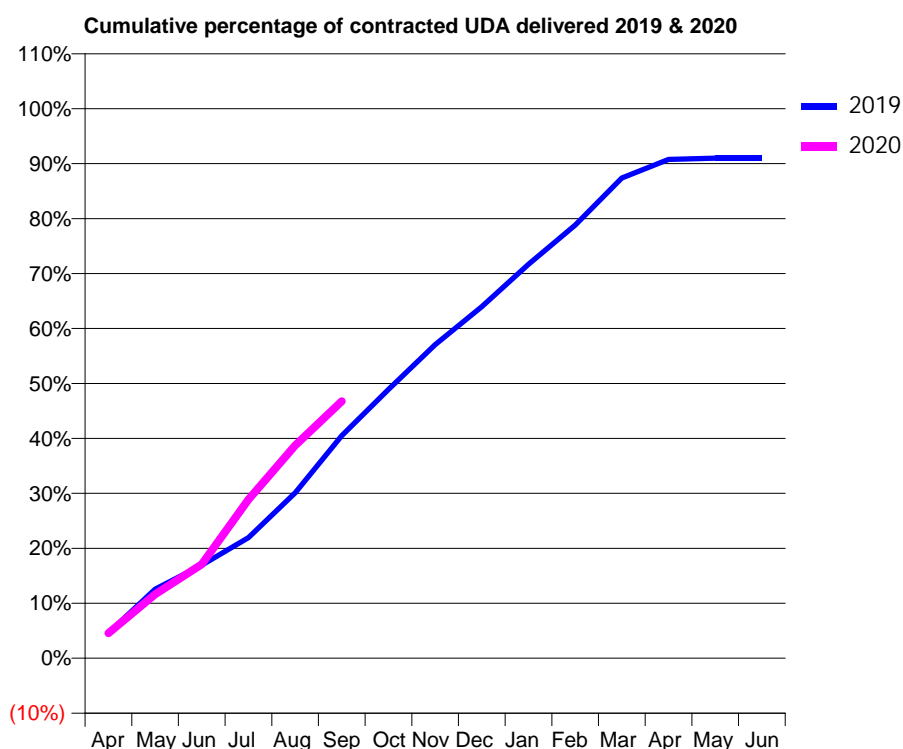
19/20 Contracted general activity (UDA)	7,650
Carry forward general activity (UDA)	0
19/20 Contracted orthodontic activity (UOA)	0
Carry forward orthodontic activity (UOA)	0
Baseline contract value	£199,893.90

ACCESS*

Patients seen in 24 months	Total	Change since previous quarter
Quarter ending September 2018	3,206	
Quarter ending December 2018	3,181	→
Quarter ending March 2019	3,064	↓
Quarter ending June 2019	2,998	↓
Quarter ending September 2019	2,956	↓
Variance since September 2018	(7.8%)	↓



ACTIVITY



Month	2019	2020
April	353	350
May	963	891
June	1,294	1,308
July	1,679	2,208
August	2,303	2,961
September	3,098	3,576
October	3,741	
November	4,365	
December	4,895	
January	5,485	
February	6,030	
March	6,684	
April	6,945	
May	6,961	
June	6,961	

QUALITY

	Quantity	Base Number	Contract	AT	Region	England
% of FP17s for the same patient ID Re-attending within 3 months - Children	66	1,008	6.5%	9.2%	10.8%	11.5%
% of FP17s for the same patient ID Re-attending within 3 months - Adults	204	1,224	16.7%	14.8%	15.2%	15.4%
% of FP17s for the same patient ID Re-attending between 3 & 9 months - Children	566	1,008	56.2%	61.5%	62.2%	59.7%
% of FP17s for the same patient ID Re-attending between 3 & 9 months - Adults	660	1,224	53.9%	52.4%	52.9%	51.7%
% of FP17s for Band 1 Urgent Courses	169	2,091	8.1%	9.3%	9.7%	9.2%
% of FP17s Relating to Free Repair or Replacements	6	2,091	0.3%	0.5%	0.6%	0.7%
% of FP17s Relating to Continuations	56	2,091	2.7%	0.7%	0.7%	0.8%
% of Patients satisfied with the dentistry they have received	0	0	N/A	93.6%	93.6%	93.5%
% of Patients satisfied with the time they had to wait for an appointment	0	0	N/A	88.5%	86.3%	87.4%

* This is based on patients treated on this contract for their most recent course of treatment. Figures in italics indicate the base number of FP17s or Patient Questionnaire responses are less than 100. N/A is shown where the base number of responses is less than 10 during the period. % is calculated as Quantity/Base number*100

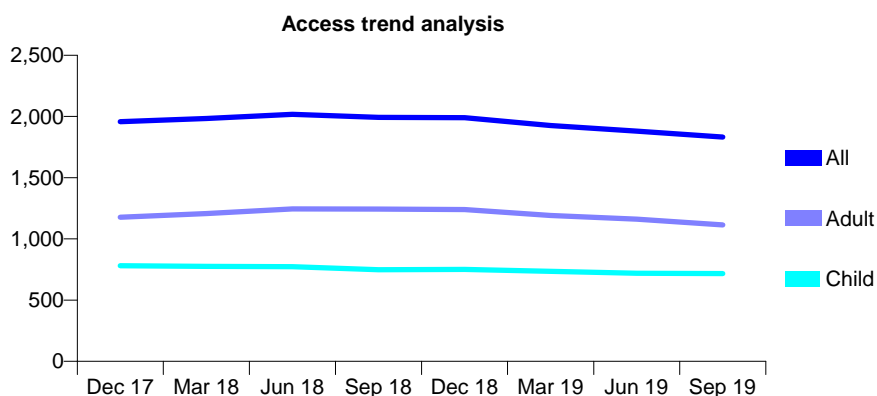
Q68 - Vital Signs At a Glance Contract Report for 101281/0123 - September 2019

Name or company name	OASIS DENTAL CARE LTD
Contract type name	GDS Contract
Purpose of contract	General
Contract start date	01/04/2006
Contract end date	

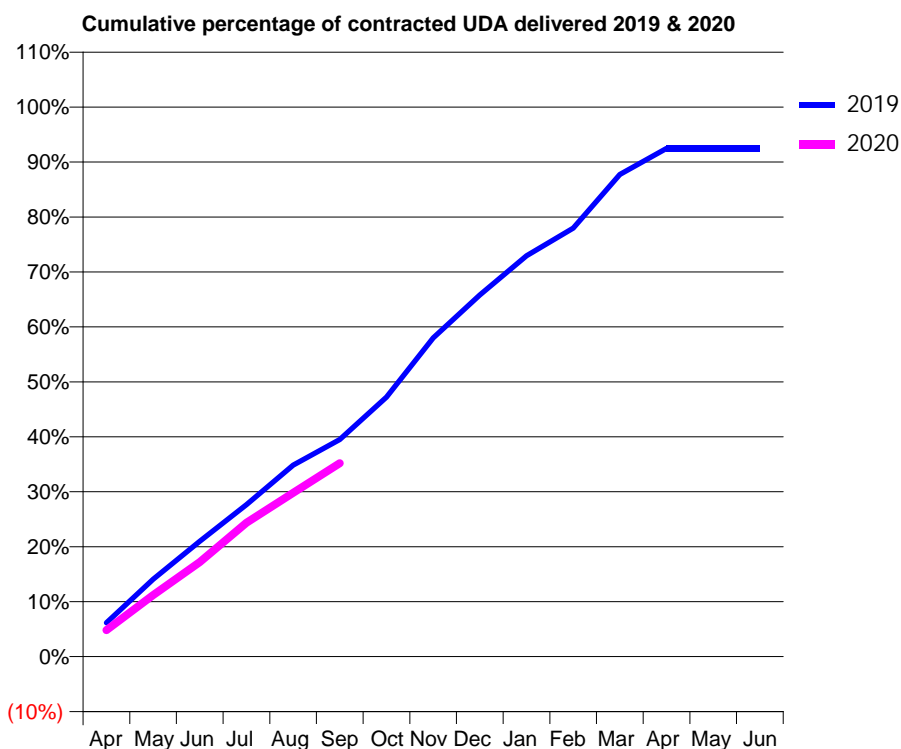
19/20 Contracted general activity (UDA)	5,664
Carry forward general activity (UDA)	0
19/20 Contracted orthodontic activity (UOA)	0
Carry forward orthodontic activity (UOA)	0
Baseline contract value	£127,080.74

ACCESS*

Patients seen in 24 months	Total	Change since previous quarter
Quarter ending September 2018	1,993	
Quarter ending December 2018	1,991	→
Quarter ending March 2019	1,927	↓
Quarter ending June 2019	1,881	↓
Quarter ending September 2019	1,832	↓
Variance since September 2018	(8.1%)	↓



ACTIVITY



Month	Adjusted Scheduled Activity (UDA)	
	2019	2020
April	350	272
May	798	634
June	1,189	974
July	1,567	1,380
August	1,975	1,689
September	2,238	1,993
October	2,674	
November	3,285	
December	3,726	
January	4,131	
February	4,417	
March	4,969	
April	5,238	
May	5,238	
June	5,238	

QUALITY

	Quantity	Base Number	Contract	AT	Region	England
% of FP17s for the same patient ID Re-attending within 3 months - Children	25	515	4.9%	9.2%	10.8%	11.5%
% of FP17s for the same patient ID Re-attending within 3 months - Adults	103	691	14.9%	14.8%	15.2%	15.4%
% of FP17s for the same patient ID Re-attending between 3 & 9 months - Children	346	515	67.2%	61.5%	62.2%	59.7%
% of FP17s for the same patient ID Re-attending between 3 & 9 months - Adults	441	691	63.8%	52.4%	52.9%	51.7%
% of FP17s for Band 1 Urgent Courses	56	1,112	5.0%	9.3%	9.7%	9.2%
% of FP17s Relating to Free Repair or Replacements	3	1,112	0.3%	0.5%	0.6%	0.7%
% of FP17s Relating to Continuations	14	1,112	1.3%	0.7%	0.7%	0.8%
% of Patients satisfied with the dentistry they have received	0	0	N/A	93.6%	93.6%	93.5%
% of Patients satisfied with the time they had to wait for an appointment	0	0	N/A	88.5%	86.3%	87.4%

* This is based on patients treated on this contract for their most recent course of treatment. Figures in italics indicate the base number of FP17s or Patient Questionnaire responses are less than 100. N/A is shown where the base number of responses is less than 10 during the period. % is calculated as Quantity/Base number*100

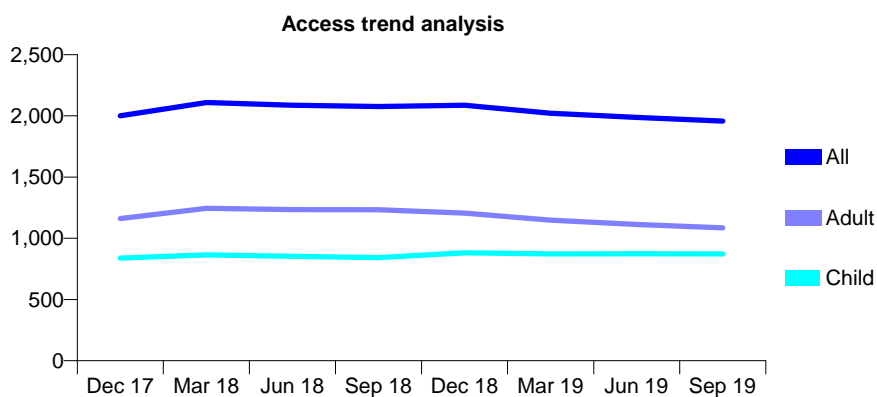
Q68 - Vital Signs At a Glance Contract Report for 101281/0137 - September 2019

Name or company name	OASIS DENTAL CARE LTD
Contract type name	GDS Contract
Purpose of contract	General
Contract start date	01/04/2006
Contract end date	

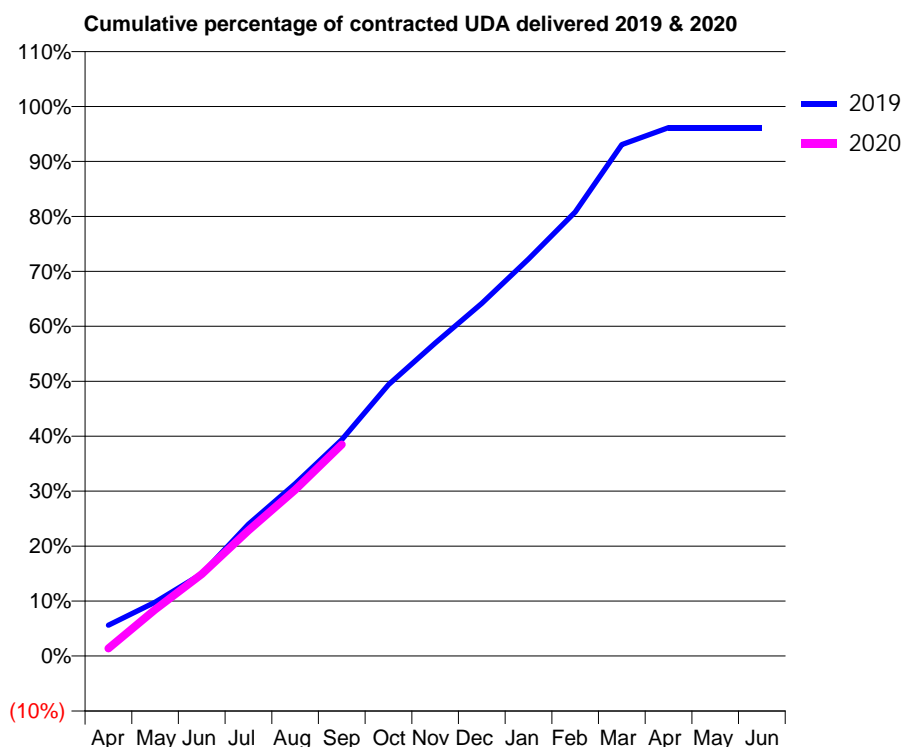
19/20 Contracted general activity (UDA)	6,000
Carry forward general activity (UDA)	230
19/20 Contracted orthodontic activity (UOA)	0
Carry forward orthodontic activity (UOA)	0
Baseline contract value	£165,031.08

ACCESS*

Patients seen in 24 months	Total	Change since previous quarter
Quarter ending September 2018	2,077	
Quarter ending December 2018	2,087	→
Quarter ending March 2019	2,021	↓
Quarter ending June 2019	1,987	↓
Quarter ending September 2019	1,958	↓
Variance since September 2018	(5.7%)	↓



ACTIVITY



Month	Adjusted Scheduled Activity (UDA)	
	2019	2020
April	337	84
May	587	507
June	898	894
July	1,440	1,371
August	1,880	1,815
September	2,362	2,310
October	2,962	
November	3,416	
December	3,851	
January	4,334	
February	4,848	
March	5,583	
April	5,768	
May	5,769	
June	5,770	

QUALITY

	Quantity	Base Number	Contract	AT	Region	England
% of FP17s for the same patient ID Re-attending within 3 months - Children	61	772	7.9%	9.2%	10.8%	11.5%
% of FP17s for the same patient ID Re-attending within 3 months - Adults	126	768	16.4%	14.8%	15.2%	15.4%
% of FP17s for the same patient ID Re-attending between 3 & 9 months - Children	536	772	69.4%	61.5%	62.2%	59.7%
% of FP17s for the same patient ID Re-attending between 3 & 9 months - Adults	483	768	62.9%	52.4%	52.9%	51.7%
% of FP17s for Band 1 Urgent Courses	8	1,450	0.6%	9.3%	9.7%	9.2%
% of FP17s Relating to Free Repair or Replacements	7	1,450	0.5%	0.5%	0.6%	0.7%
% of FP17s Relating to Continuations	68	1,450	4.7%	0.7%	0.7%	0.8%
% of Patients satisfied with the dentistry they have received	0	0	N/A	93.6%	93.6%	93.5%
% of Patients satisfied with the time they had to wait for an appointment	0	0	N/A	88.5%	86.3%	87.4%

* This is based on patients treated on this contract for their most recent course of treatment. Figures in italics indicate the base number of FP17s or Patient Questionnaire responses are less than 100. N/A is shown where the base number of responses is less than 10 during the period. % is calculated as Quantity/Base number*100

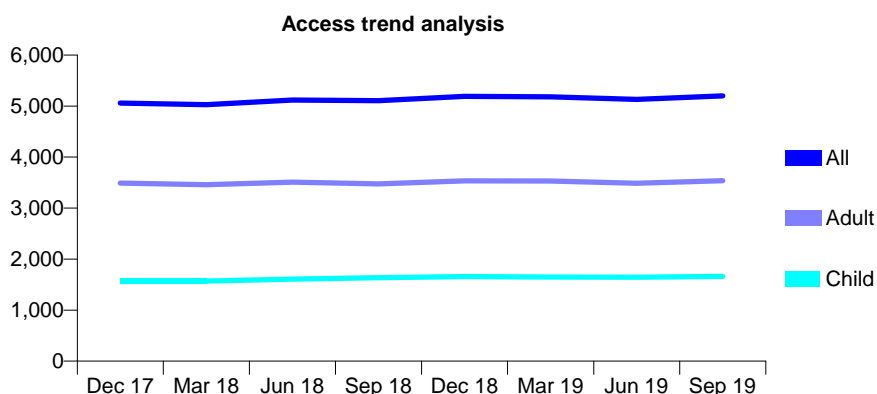
Q68 - Vital Signs At a Glance Contract Report for 101281/0140 - September 2019

Name or company name	OASIS DENTAL CARE LTD
Contract type name	GDS Contract
Purpose of contract	General
Contract start date	01/04/2006
Contract end date	

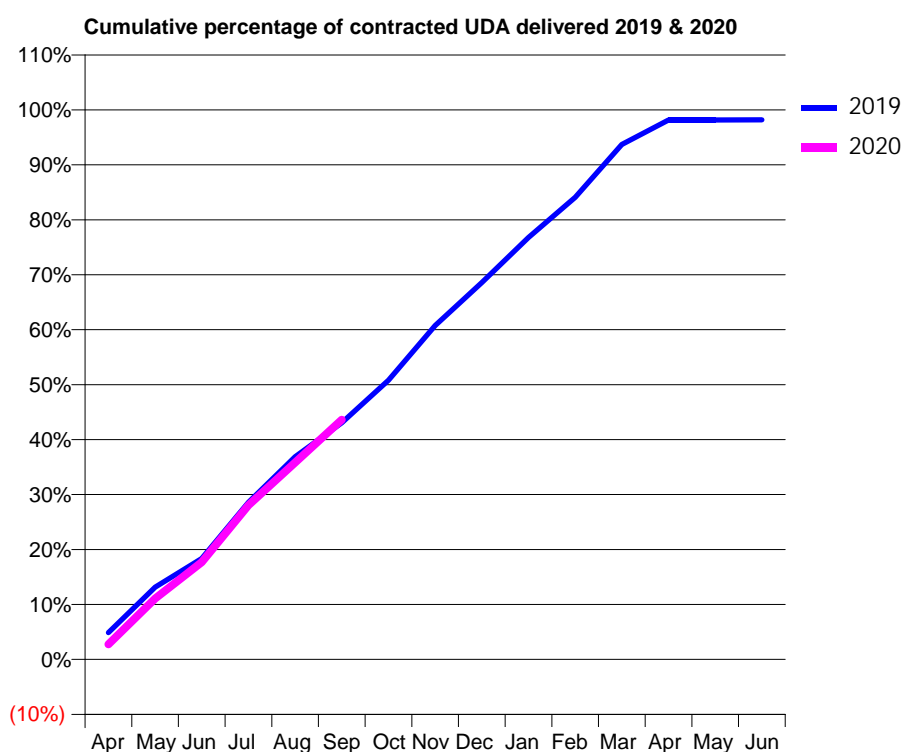
19/20 Contracted general activity (UDA)	13,000
Carry forward general activity (UDA)	237
19/20 Contracted orthodontic activity (UOA)	0
Carry forward orthodontic activity (UOA)	0
Baseline contract value	£315,232.50

ACCESS*

Patients seen in 24 months	Total	Change since previous quarter
Quarter ending September 2018	5,108	
Quarter ending December 2018	5,192	→
Quarter ending March 2019	5,181	→
Quarter ending June 2019	5,132	→
Quarter ending September 2019	5,198	→
Variance since September 2018	1.8%	→



ACTIVITY



Month	Adjusted Scheduled Activity (UDA)	
	2019	2020
April	635	357
May	1,711	1,439
June	2,387	2,300
July	3,717	3,648
August	4,793	4,657
September	5,599	5,670
October	6,603	
November	7,899	
December	8,913	
January	9,981	
February	10,933	
March	12,180	
April	12,760	
May	12,760	
June	12,763	

QUALITY

	Quantity	Base Number	Contract	AT	Region	England
% of FP17s for the same patient ID Re-attending within 3 months - Children	98	1,429	6.9%	9.2%	10.8%	11.5%
% of FP17s for the same patient ID Re-attending within 3 months - Adults	345	2,322	14.9%	14.8%	15.2%	15.4%
% of FP17s for the same patient ID Re-attending between 3 & 9 months - Children	984	1,429	68.9%	61.5%	62.2%	59.7%
% of FP17s for the same patient ID Re-attending between 3 & 9 months - Adults	1,162	2,322	50.0%	52.4%	52.9%	51.7%
% of FP17s for Band 1 Urgent Courses	328	3,543	9.3%	9.3%	9.7%	9.2%
% of FP17s Relating to Free Repair or Replacements	9	3,543	0.3%	0.5%	0.6%	0.7%
% of FP17s Relating to Continuations	47	3,543	1.3%	0.7%	0.7%	0.8%
% of Patients satisfied with the dentistry they have received	1	1	N/A	93.6%	93.6%	93.5%
% of Patients satisfied with the time they had to wait for an appointment	1	1	N/A	88.5%	86.3%	87.4%

* This is based on patients treated on this contract for their most recent course of treatment.

Figures in italics indicate the base number of FP17s or Patient Questionnaire responses are less than 100. N/A is shown where the base number of responses is less than 10 during the period. % is calculated as Quantity/Base number*100

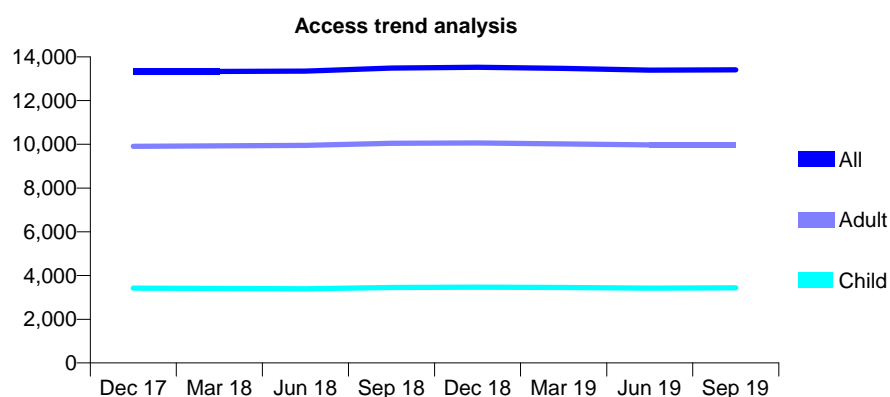
Q68 - Vital Signs At a Glance Contract Report for 101281/0163 - September 2019

Name or company name	OASIS DENTAL CARE LTD
Contract type name	GDS Contract
Purpose of contract	General
Contract start date	01/11/2006
Contract end date	

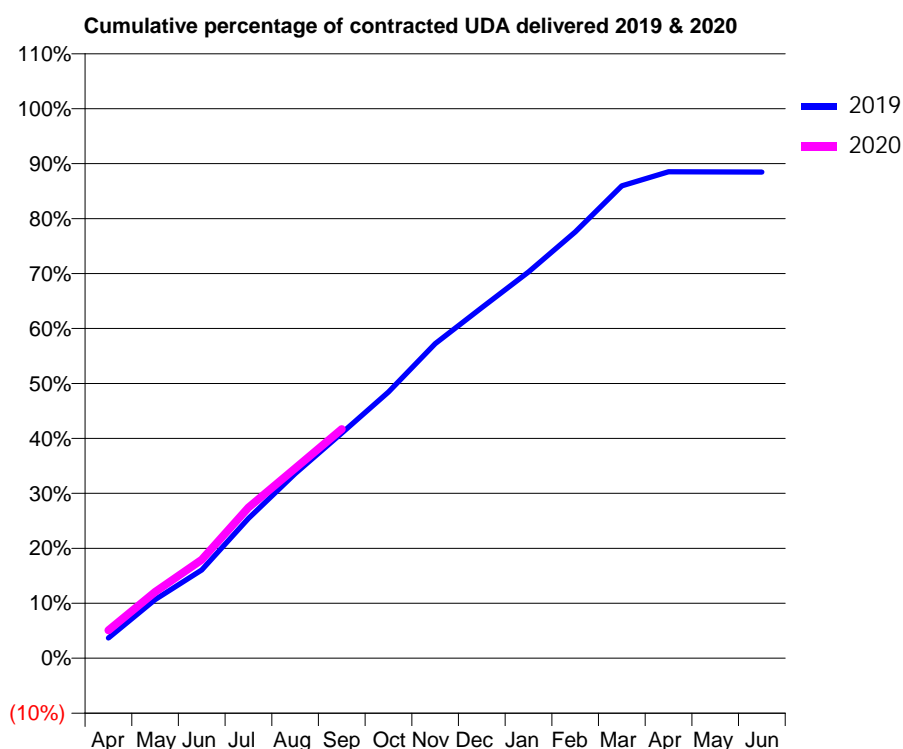
19/20 Contracted general activity (UDA)	37,431
Carry forward general activity (UDA)	0
19/20 Contracted orthodontic activity (UOA)	0
Carry forward orthodontic activity (UOA)	0
Baseline contract value	£901,493.40

ACCESS*

Patients seen in 24 months	Total	Change since previous quarter
Quarter ending September 2018	13,491	
Quarter ending December 2018	13,529	→
Quarter ending March 2019	13,470	→
Quarter ending June 2019	13,393	→
Quarter ending September 2019	13,408	→
Variance since September 2018	(0.6%)	→



ACTIVITY



Month	2019	2020
April	1,383	1,901
May	4,001	4,516
June	6,020	6,707
July	9,522	10,258
August	12,572	12,939
September	15,327	15,598
October	18,138	
November	21,422	
December	23,878	
January	26,314	
February	29,037	
March	32,168	
April	33,135	
May	33,125	
June	33,110	

QUALITY

	Quantity	Base Number	Contract	AT	Region	England
% of FP17s for the same patient ID Re-attending within 3 months - Children	165	2,607	6.3%	9.2%	10.8%	11.5%
% of FP17s for the same patient ID Re-attending within 3 months - Adults	777	6,266	12.4%	14.8%	15.2%	15.4%
% of FP17s for the same patient ID Re-attending between 3 & 9 months - Children	1,333	2,607	51.1%	61.5%	62.2%	59.7%
% of FP17s for the same patient ID Re-attending between 3 & 9 months - Adults	2,335	6,266	37.3%	52.4%	52.9%	51.7%
% of FP17s for Band 1 Urgent Courses	817	8,394	9.7%	9.3%	9.7%	9.2%
% of FP17s Relating to Free Repair or Replacements	57	8,394	0.7%	0.5%	0.6%	0.7%
% of FP17s Relating to Continuations	15	8,394	0.2%	0.7%	0.7%	0.8%
% of Patients satisfied with the dentistry they have received	7	8	N/A	93.6%	93.6%	93.5%
% of Patients satisfied with the time they had to wait for an appointment	7	8	N/A	88.5%	86.3%	87.4%

* This is based on patients treated on this contract for their most recent course of treatment.

Figures in italics indicate the base number of FP17s or Patient Questionnaire responses are less than 100. N/A is shown where the base number of responses is less than 10 during the period. % is calculated as Quantity/Base number*100

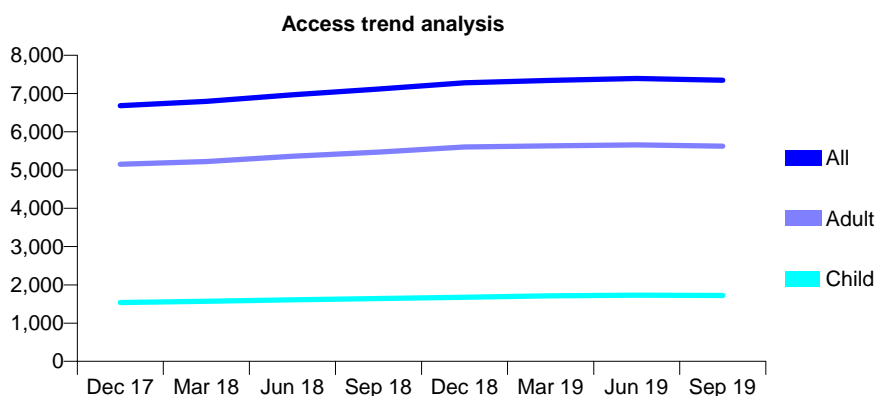
Q68 - Vital Signs At a Glance Contract Report for 101281/0177 - September 2019

Name or company name	OASIS DENTAL CARE LTD
Contract type name	Pilot Contract
Purpose of contract	General
Contract start date	01/03/2008
Contract end date	31/03/2020

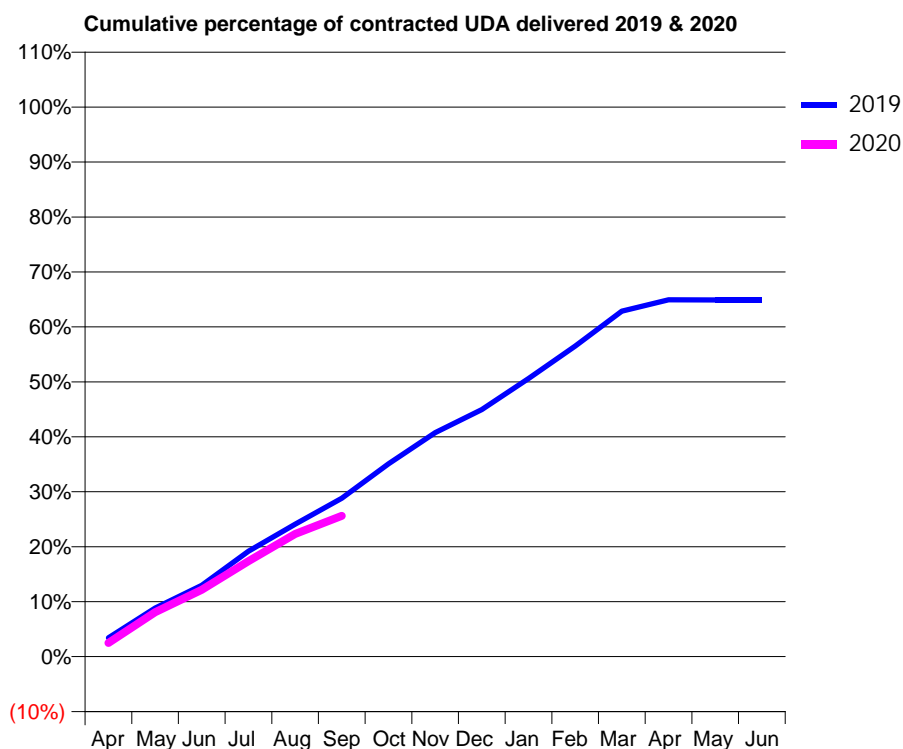
19/20 Contracted general activity (UDA)	25,911
Carry forward general activity (UDA)	0
19/20 Contracted orthodontic activity (UOA)	0
Carry forward orthodontic activity (UOA)	0
Baseline contract value	£676,223.72

ACCESS*

Patients seen in 24 months	Total	Change since previous quarter
Quarter ending September 2018	7,115	
Quarter ending December 2018	7,280	↑
Quarter ending March 2019	7,344	→
Quarter ending June 2019	7,390	→
Quarter ending September 2019	7,345	→
Variance since September 2018	3.2%	↑



ACTIVITY



Month	Adjusted Scheduled Activity (UDA)	
	2019	2020
April	890	646
May	2,290	2,096
June	3,363	3,152
July	4,969	4,506
August	6,250	5,782
September	7,467	6,640
October	9,089	
November	10,562	
December	11,648	
January	13,112	
February	14,643	
March	16,287	
April	16,820	
May	16,814	
June	16,818	

QUALITY

	Quantity	Base Number	Contract	AT	Region	England
% of FP17s for the same patient ID Re-attending within 3 months - Children	33	949	3.5%	9.2%	10.8%	11.5%
% of FP17s for the same patient ID Re-attending within 3 months - Adults	334	2,859	11.7%	14.8%	15.2%	15.4%
% of FP17s for the same patient ID Re-attending between 3 & 9 months - Children	464	949	48.9%	61.5%	62.2%	59.7%
% of FP17s for the same patient ID Re-attending between 3 & 9 months - Adults	1,056	2,859	36.9%	52.4%	52.9%	51.7%
% of FP17s for Band 1 Urgent Courses	273	3,449	7.9%	9.3%	9.7%	9.2%
% of FP17s Relating to Free Repair or Replacements	21	3,449	0.6%	0.5%	0.6%	0.7%
% of FP17s Relating to Continuations	33	3,449	1.0%	0.7%	0.7%	0.8%
% of Patients satisfied with the dentistry they have received	1	2	N/A	93.6%	93.6%	93.5%
% of Patients satisfied with the time they had to wait for an appointment	2	2	N/A	88.5%	86.3%	87.4%

* This is based on patients treated on this contract for their most recent course of treatment. Figures in italics indicate the base number of FP17s or Patient Questionnaire responses are less than 100. N/A is shown where the base number of responses is less than 10 during the period. % is calculated as Quantity/Base number*100

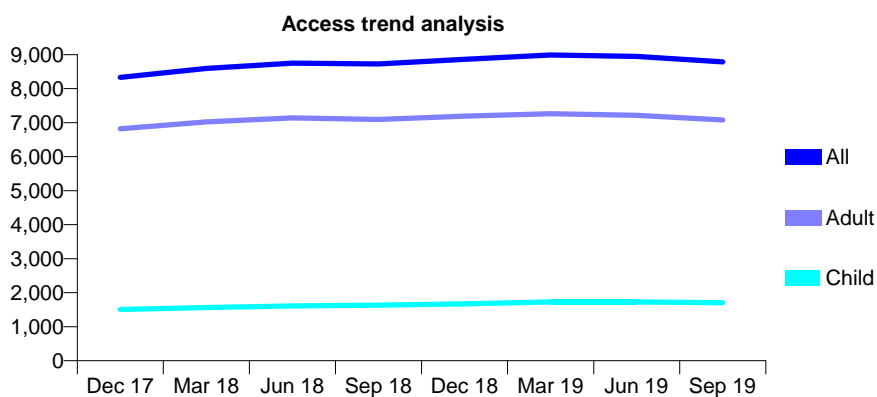
Q68 - Vital Signs At a Glance Contract Report for 101281/0231 - September 2019

Name or company name	OASIS DENTAL CARE LTD
Contract type name	GDS Contract
Purpose of contract	General
Contract start date	01/04/2011
Contract end date	

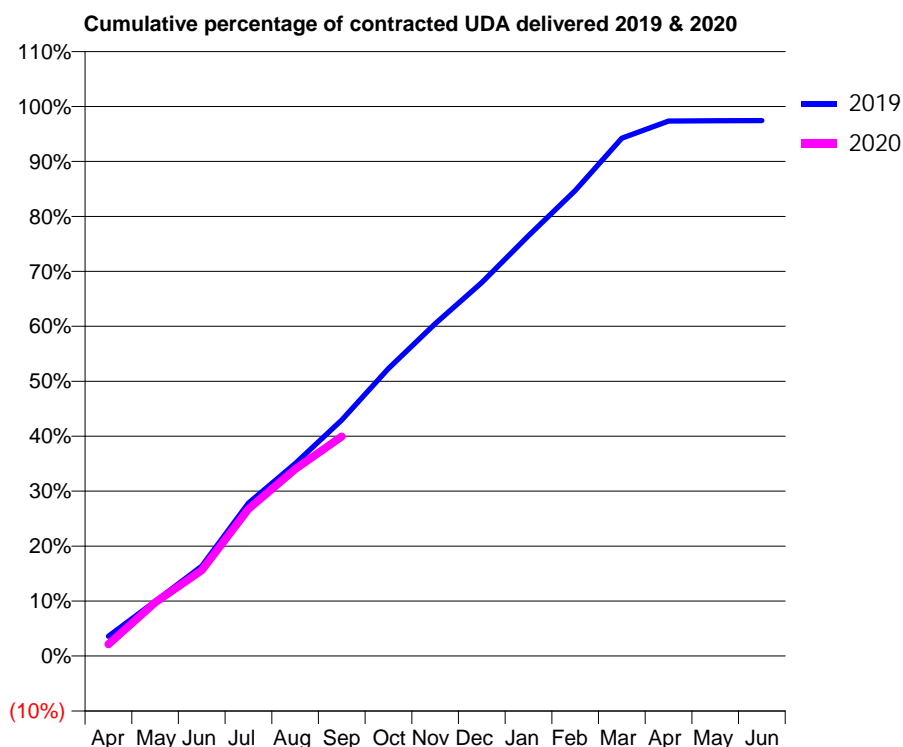
19/20 Contracted general activity (UDA)	26,836
Carry forward general activity (UDA)	695
19/20 Contracted orthodontic activity (UOA)	0
Carry forward orthodontic activity (UOA)	0
Baseline contract value	£708,178.82

ACCESS*

Patients seen in 24 months	Total	Change since previous quarter
Quarter ending September 2018	8,729	
Quarter ending December 2018	8,865	→
Quarter ending March 2019	8,992	→
Quarter ending June 2019	8,949	→
Quarter ending September 2019	8,791	↓
Variance since September 2018	0.7%	→



ACTIVITY



Month	Adjusted Scheduled Activity (UDA)	
	2019	2020
April	967	575
May	2,675	2,614
June	4,391	4,182
July	7,466	7,178
August	9,397	9,129
September	11,524	10,720
October	14,036	
November	16,232	
December	18,236	
January	20,523	
February	22,730	
March	25,281	
April	26,123	
May	26,134	
June	26,141	

QUALITY

	Quantity	Base Number	Contract	AT	Region	England
% of FP17s for the same patient ID Re-attending within 3 months - Children	117	1,257	9.3%	9.2%	10.8%	11.5%
% of FP17s for the same patient ID Re-attending within 3 months - Adults	787	4,773	16.5%	14.8%	15.2%	15.4%
% of FP17s for the same patient ID Re-attending between 3 & 9 months - Children	790	1,257	62.8%	61.5%	62.2%	59.7%
% of FP17s for the same patient ID Re-attending between 3 & 9 months - Adults	2,735	4,773	57.3%	52.4%	52.9%	51.7%
% of FP17s for Band 1 Urgent Courses	392	5,622	7.0%	9.3%	9.7%	9.2%
% of FP17s Relating to Free Repair or Replacements	105	5,622	1.9%	0.5%	0.6%	0.7%
% of FP17s Relating to Continuations	153	5,622	2.7%	0.7%	0.7%	0.8%
% of Patients satisfied with the dentistry they have received	3	3	N/A	93.6%	93.6%	93.5%
% of Patients satisfied with the time they had to wait for an appointment	3	3	N/A	88.5%	86.3%	87.4%

* This is based on patients treated on this contract for their most recent course of treatment. Figures in italics indicate the base number of FP17s or Patient Questionnaire responses are less than 100. N/A is shown where the base number of responses is less than 10 during the period. % is calculated as Quantity/Base number*100

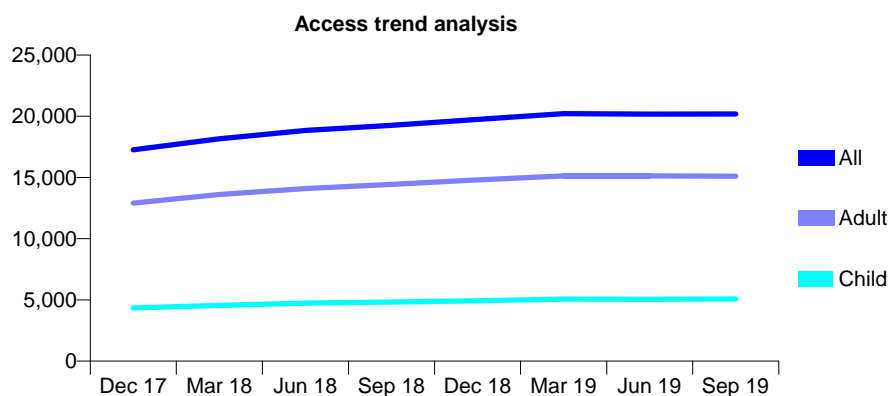
Q68 - Vital Signs At a Glance Contract Report for 101370/0063 - September 2019

Name or company name	Petrie Tucker & Partners Ltd
Contract type name	GDS Contract
Purpose of contract	General
Contract start date	01/04/2006
Contract end date	

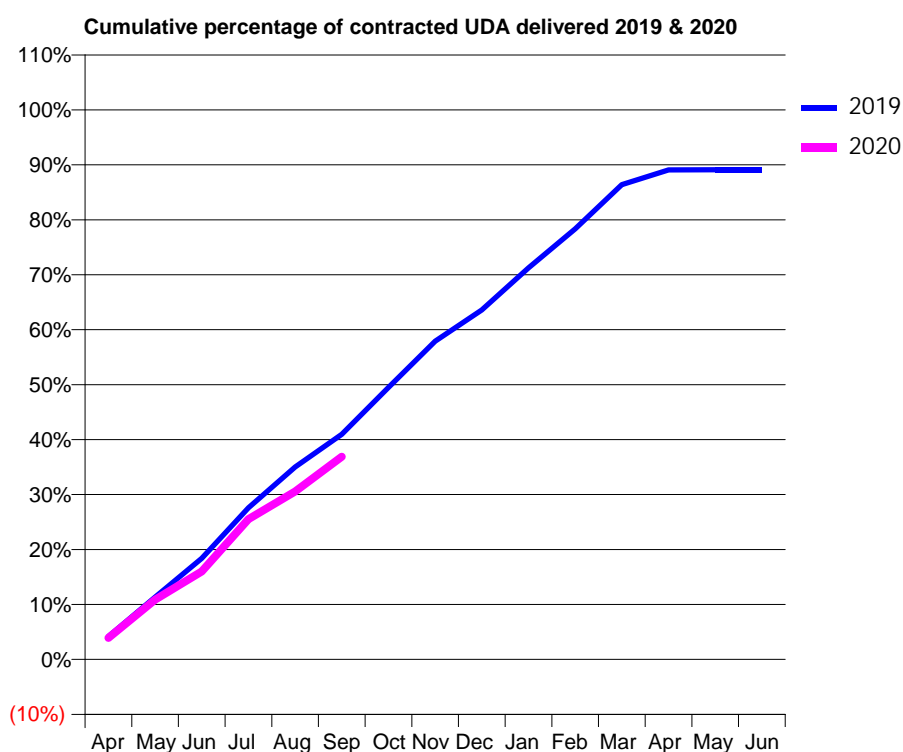
19/20 Contracted general activity (UDA)	64,074
Carry forward general activity (UDA)	0
19/20 Contracted orthodontic activity (UOA)	0
Carry forward orthodontic activity (UOA)	0
Baseline contract value	£1,897,903.77

ACCESS*

Patients seen in 24 months	Total	Change since previous quarter
Quarter ending September 2018	19,270	
Quarter ending December 2018	19,743	↑
Quarter ending March 2019	20,209	↑
Quarter ending June 2019	20,176	→
Quarter ending September 2019	20,190	→
Variance since September 2018	4.8%	↑



ACTIVITY



Month	2019	2020
April	2,682	2,506
May	7,270	6,975
June	11,789	10,250
July	17,687	16,343
August	22,443	19,589
September	26,250	23,632
October	31,713	
November	37,101	
December	40,748	
January	45,638	
February	50,196	
March	55,365	
April	57,075	
May	57,088	
June	57,088	

QUALITY

	Quantity	Base Number	Contract	AT	Region	England
% of FP17s for the same patient ID Re-attending within 3 months - Children	159	3,782	4.2%	9.2%	10.8%	11.5%
% of FP17s for the same patient ID Re-attending within 3 months - Adults	967	10,060	9.6%	14.8%	15.2%	15.4%
% of FP17s for the same patient ID Re-attending between 3 & 9 months - Children	2,491	3,782	65.9%	61.5%	62.2%	59.7%
% of FP17s for the same patient ID Re-attending between 3 & 9 months - Adults	5,904	10,060	58.7%	52.4%	52.9%	51.7%
% of FP17s for Band 1 Urgent Courses	778	12,992	6.0%	9.3%	9.7%	9.2%
% of FP17s Relating to Free Repair or Replacements	48	12,992	0.4%	0.5%	0.6%	0.7%
% of FP17s Relating to Continuations	142	12,992	1.1%	0.7%	0.7%	0.8%
% of Patients satisfied with the dentistry they have received	8	8	N/A	93.6%	93.6%	93.5%
% of Patients satisfied with the time they had to wait for an appointment	7	8	N/A	88.5%	86.3%	87.4%

* This is based on patients treated on this contract for their most recent course of treatment. Figures in italics indicate the base number of FP17s or Patient Questionnaire responses are less than 100. N/A is shown where the base number of responses is less than 10 during the period. % is calculated as Quantity/Base number*100

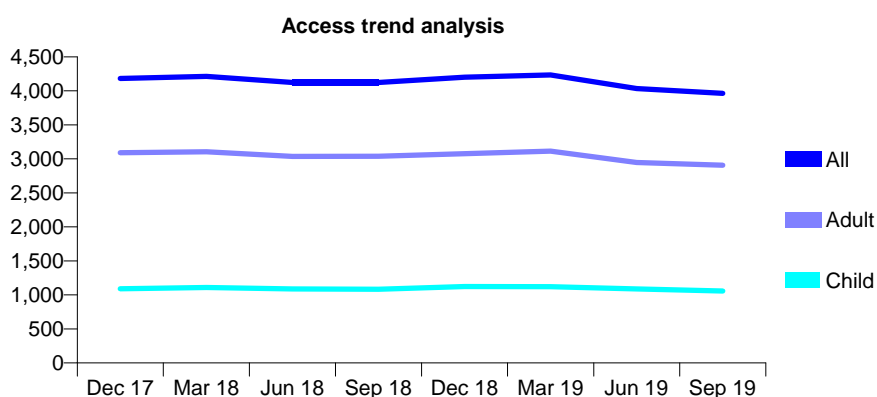
Q68 - Vital Signs At a Glance Contract Report for 101435/0038 - September 2019

Name or company name	IDH Limited
Contract type name	GDS Contract
Purpose of contract	General
Contract start date	01/04/2006
Contract end date	

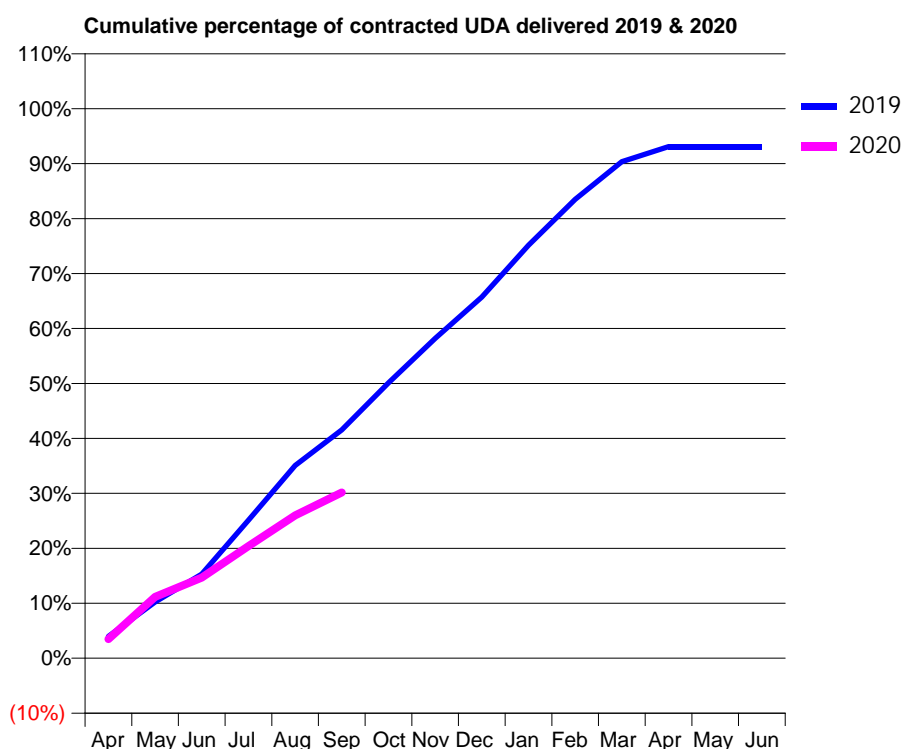
19/20 Contracted general activity (UDA)	10,828
Carry forward general activity (UDA)	0
19/20 Contracted orthodontic activity (UOA)	0
Carry forward orthodontic activity (UOA)	0
Baseline contract value	£320,278.11

ACCESS*

Patients seen in 24 months	Total	Change since previous quarter
Quarter ending September 2018	4,122	
Quarter ending December 2018	4,200	→
Quarter ending March 2019	4,235	→
Quarter ending June 2019	4,035	↓
Quarter ending September 2019	3,964	↓
Variance since September 2018	(3.8%)	↓



ACTIVITY



Month	2019	2020
April	432	378
May	1,108	1,210
June	1,658	1,588
July	2,721	2,209
August	3,797	2,815
September	4,498	3,266
October	5,424	
November	6,302	
December	7,117	
January	8,136	
February	9,042	
March	9,785	
April	10,082	
May	10,082	
June	10,082	

QUALITY

	Quantity	Base Number	Contract	AT	Region	England
% of FP17s for the same patient ID Re-attending within 3 months - Children	20	443	4.5%	9.2%	10.8%	11.5%
% of FP17s for the same patient ID Re-attending within 3 months - Adults	172	1,185	14.5%	14.8%	15.2%	15.4%
% of FP17s for the same patient ID Re-attending between 3 & 9 months - Children	220	443	49.7%	61.5%	62.2%	59.7%
% of FP17s for the same patient ID Re-attending between 3 & 9 months - Adults	527	1,185	44.5%	52.4%	52.9%	51.7%
% of FP17s for Band 1 Urgent Courses	110	1,515	7.3%	9.3%	9.7%	9.2%
% of FP17s Relating to Free Repair or Replacements	8	1,515	0.5%	0.5%	0.6%	0.7%
% of FP17s Relating to Continuations	58	1,515	3.8%	0.7%	0.7%	0.8%
% of Patients satisfied with the dentistry they have received	0	0	N/A	93.6%	93.6%	93.5%
% of Patients satisfied with the time they had to wait for an appointment	0	0	N/A	88.5%	86.3%	87.4%

* This is based on patients treated on this contract for their most recent course of treatment. Figures in italics indicate the base number of FP17s or Patient Questionnaire responses are less than 100. N/A is shown where the base number of responses is less than 10 during the period. % is calculated as Quantity/Base number*100

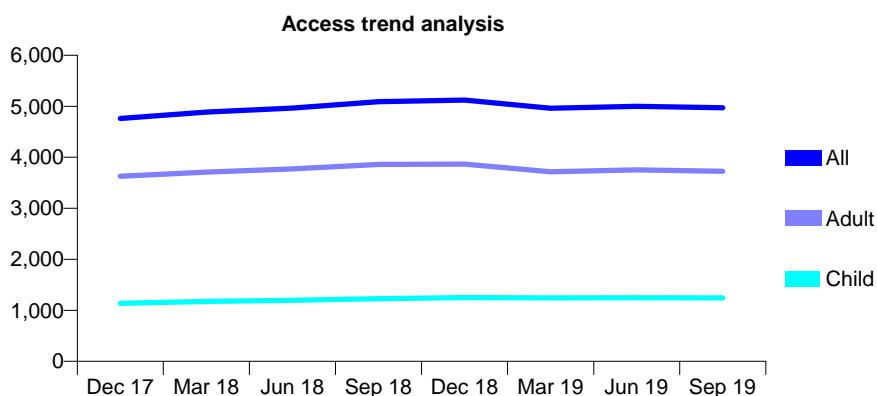
Q68 - Vital Signs At a Glance Contract Report for 101435/0039 - September 2019

Name or company name	IDH Limited
Contract type name	GDS Contract
Purpose of contract	General
Contract start date	01/04/2006
Contract end date	

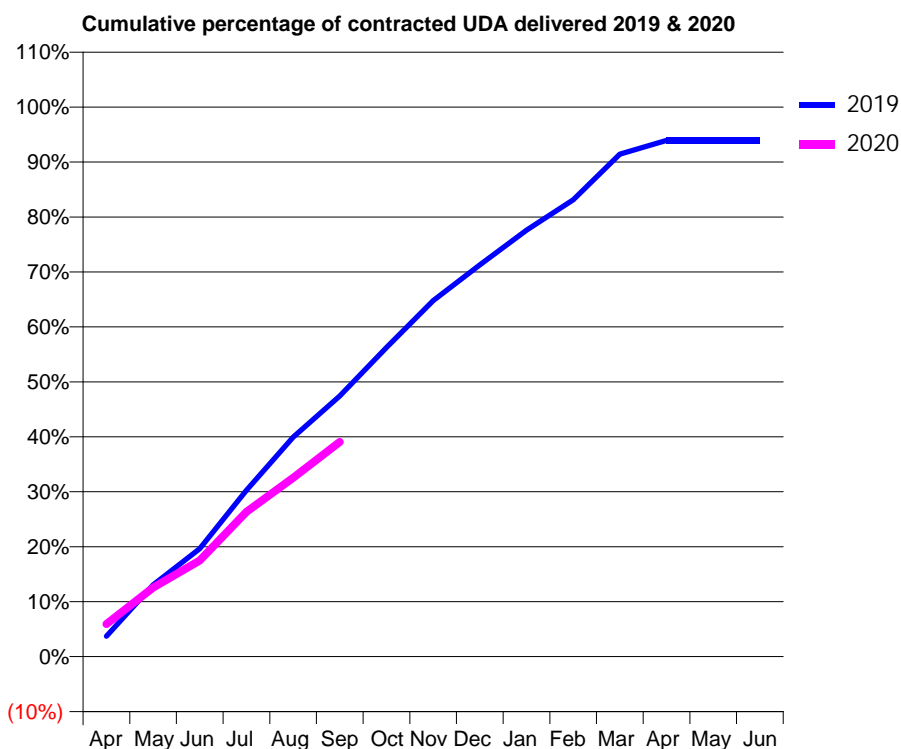
19/20 Contracted general activity (UDA)	15,788
Carry forward general activity (UDA)	0
19/20 Contracted orthodontic activity (UOA)	0
Carry forward orthodontic activity (UOA)	0
Baseline contract value	£461,209.84

ACCESS*

Patients seen in 24 months	Total	Change since previous quarter
Quarter ending September 2018	5,088	
Quarter ending December 2018	5,119	→
Quarter ending March 2019	4,961	↓
Quarter ending June 2019	4,999	→
Quarter ending September 2019	4,970	→
Variance since September 2018	(2.3%)	↓



ACTIVITY



Month	Adjusted Scheduled Activity (UDA)	
	2019	2020
April	587	938
May	2,061	1,985
June	3,102	2,759
July	4,778	4,160
August	6,307	5,138
September	7,488	6,165
October	8,882	
November	10,228	
December	11,253	
January	12,250	
February	13,126	
March	14,435	
April	14,827	
May	14,827	
June	14,827	

QUALITY

	Quantity	Base Number	Contract	AT	Region	England
% of FP17s for the same patient ID Re-attending within 3 months - Children	30	818	3.7%	9.2%	10.8%	11.5%
% of FP17s for the same patient ID Re-attending within 3 months - Adults	168	2,078	8.1%	14.8%	15.2%	15.4%
% of FP17s for the same patient ID Re-attending between 3 & 9 months - Children	407	818	49.8%	61.5%	62.2%	59.7%
% of FP17s for the same patient ID Re-attending between 3 & 9 months - Adults	986	2,078	47.4%	52.4%	52.9%	51.7%
% of FP17s for Band 1 Urgent Courses	163	2,736	6.0%	9.3%	9.7%	9.2%
% of FP17s Relating to Free Repair or Replacements	3	2,736	0.1%	0.5%	0.6%	0.7%
% of FP17s Relating to Continuations	18	2,736	0.7%	0.7%	0.7%	0.8%
% of Patients satisfied with the dentistry they have received	0	0	N/A	93.6%	93.6%	93.5%
% of Patients satisfied with the time they had to wait for an appointment	0	0	N/A	88.5%	86.3%	87.4%

* This is based on patients treated on this contract for their most recent course of treatment. Figures in italics indicate the base number of FP17s or Patient Questionnaire responses are less than 100. N/A is shown where the base number of responses is less than 10 during the period. % is calculated as Quantity/Base number*100

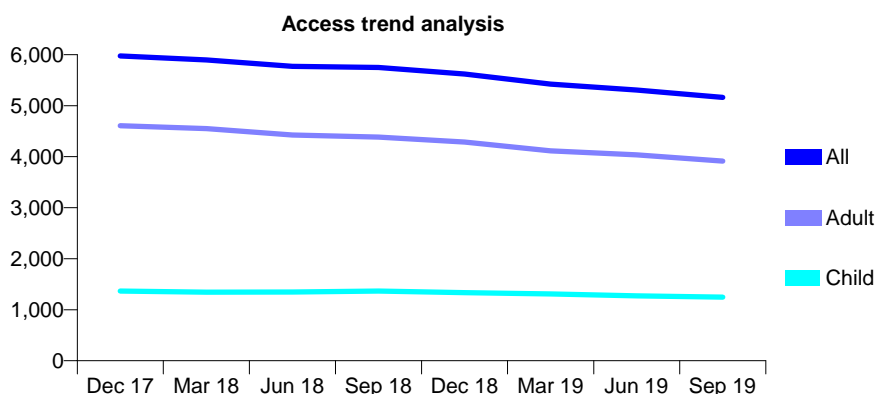
Q68 - Vital Signs At a Glance Contract Report for 101435/0041 - September 2019

Name or company name	IDH Limited
Contract type name	GDS Contract
Purpose of contract	General
Contract start date	01/04/2006
Contract end date	

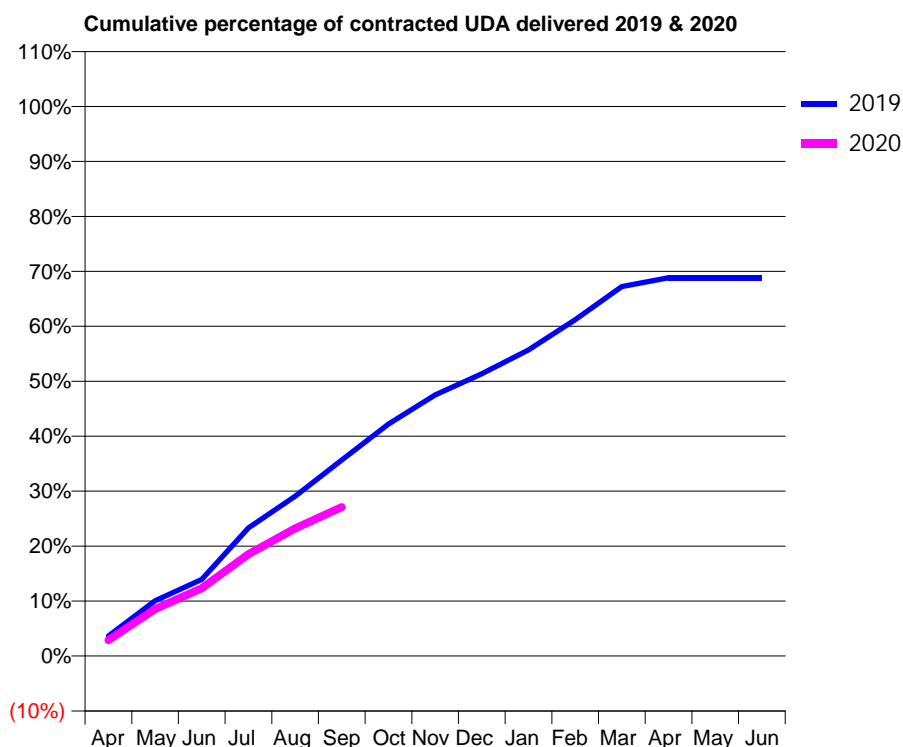
19/20 Contracted general activity (UDA)	18,081
Carry forward general activity (UDA)	0
19/20 Contracted orthodontic activity (UOA)	0
Carry forward orthodontic activity (UOA)	0
Baseline contract value	£596,574.85

ACCESS*

Patients seen in 24 months	Total	Change since previous quarter
Quarter ending September 2018	5,749	
Quarter ending December 2018	5,620	↓
Quarter ending March 2019	5,424	↓
Quarter ending June 2019	5,307	↓
Quarter ending September 2019	5,161	↓
Variance since September 2018	(10.2%)	↓



ACTIVITY



Month	Adjusted Scheduled Activity (UDA)	
	2019	2020
April	659	524
May	1,817	1,547
June	2,521	2,232
July	4,215	3,351
August	5,261	4,202
September	6,449	4,897
October	7,631	
November	8,589	
December	9,287	
January	10,073	
February	11,063	
March	12,155	
April	12,445	
May	12,446	
June	12,446	

QUALITY

	Quantity	Base Number	Contract	AT	Region	England
% of FP17s for the same patient ID Re-attending within 3 months - Children	36	702	5.1%	9.2%	10.8%	11.5%
% of FP17s for the same patient ID Re-attending within 3 months - Adults	241	1,927	12.5%	14.8%	15.2%	15.4%
% of FP17s for the same patient ID Re-attending between 3 & 9 months - Children	306	702	43.6%	61.5%	62.2%	59.7%
% of FP17s for the same patient ID Re-attending between 3 & 9 months - Adults	756	1,927	39.2%	52.4%	52.9%	51.7%
% of FP17s for Band 1 Urgent Courses	367	2,468	14.9%	9.3%	9.7%	9.2%
% of FP17s Relating to Free Repair or Replacements	4	2,468	0.2%	0.5%	0.6%	0.7%
% of FP17s Relating to Continuations	15	2,468	0.6%	0.7%	0.7%	0.8%
% of Patients satisfied with the dentistry they have received	0	0	N/A	93.6%	93.6%	93.5%
% of Patients satisfied with the time they had to wait for an appointment	0	0	N/A	88.5%	86.3%	87.4%

* This is based on patients treated on this contract for their most recent course of treatment. Figures in italics indicate the base number of FP17s or Patient Questionnaire responses are less than 100. N/A is shown where the base number of responses is less than 10 during the period. % is calculated as Quantity/Base number*100

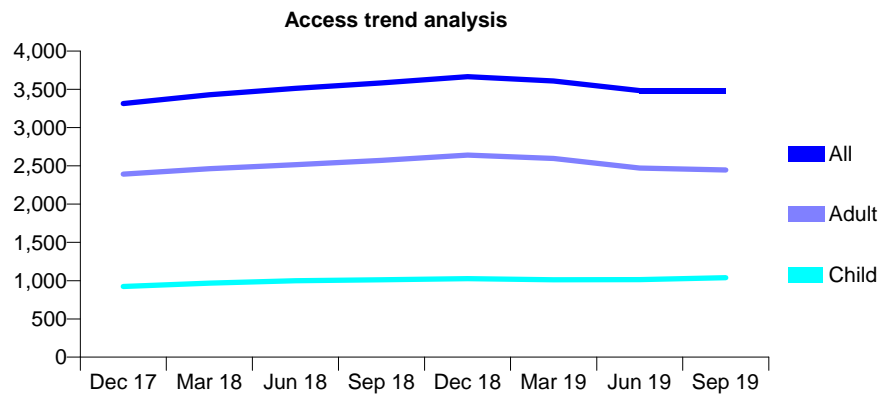
Q68 - Vital Signs At a Glance Contract Report for 101435/0043 - September 2019

Name or company name	IDH Limited
Contract type name	GDS Contract
Purpose of contract	General
Contract start date	01/04/2006
Contract end date	

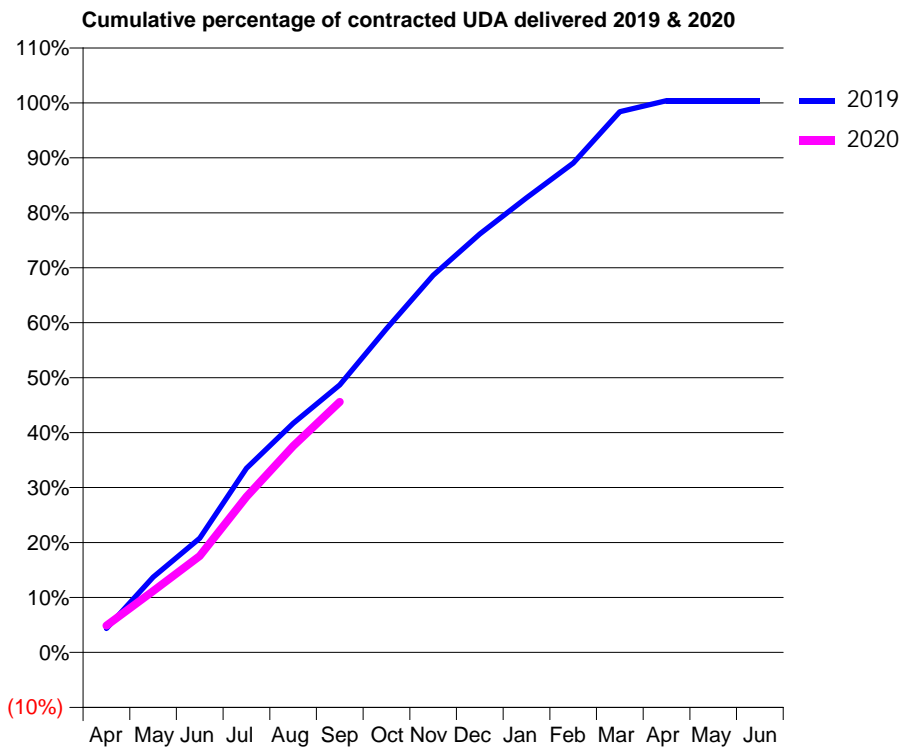
19/20 Contracted general activity (UDA)	9,058
Carry forward general activity (UDA)	0
19/20 Contracted orthodontic activity (UOA)	0
Carry forward orthodontic activity (UOA)	0
Baseline contract value	£217,559.72

ACCESS*

Patients seen in 24 months	Total	Change since previous quarter
Quarter ending September 2018	3,584	
Quarter ending December 2018	3,665	↑
Quarter ending March 2019	3,608	↓
Quarter ending June 2019	3,484	↓
Quarter ending September 2019	3,484	→
Variance since September 2018	(2.8%)	↓



ACTIVITY



Month	2019	2020
April	394	443
May	1,242	1,013
June	1,884	1,591
July	3,033	2,567
August	3,775	3,403
September	4,408	4,130
October	5,335	
November	6,218	
December	6,898	
January	7,492	
February	8,066	
March	8,911	
April	9,095	
May	9,095	
June	9,095	

QUALITY

	Quantity	Base Number	Contract	AT	Region	England
% of FP17s for the same patient ID Re-attending within 3 months - Children	31	601	5.2%	9.2%	10.8%	11.5%
% of FP17s for the same patient ID Re-attending within 3 months - Adults	132	1,130	11.7%	14.8%	15.2%	15.4%
% of FP17s for the same patient ID Re-attending between 3 & 9 months - Children	248	601	41.3%	61.5%	62.2%	59.7%
% of FP17s for the same patient ID Re-attending between 3 & 9 months - Adults	446	1,130	39.5%	52.4%	52.9%	51.7%
% of FP17s for Band 1 Urgent Courses	118	1,657	7.1%	9.3%	9.7%	9.2%
% of FP17s Relating to Free Repair or Replacements	7	1,657	0.4%	0.5%	0.6%	0.7%
% of FP17s Relating to Continuations	23	1,657	1.4%	0.7%	0.7%	0.8%
% of Patients satisfied with the dentistry they have received	1	1	N/A	93.6%	93.6%	93.5%
% of Patients satisfied with the time they had to wait for an appointment	1	1	N/A	88.5%	86.3%	87.4%

* This is based on patients treated on this contract for their most recent course of treatment. Figures in italics indicate the base number of FP17s or Patient Questionnaire responses are less than 100. N/A is shown where the base number of responses is less than 10 during the period. % is calculated as Quantity/Base number*100

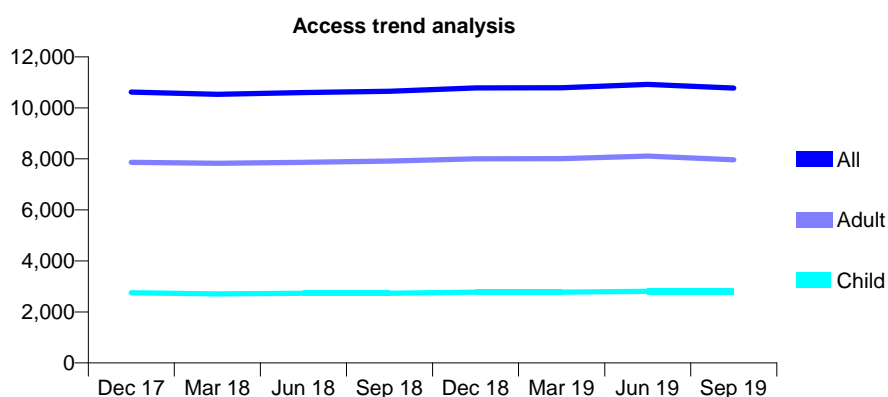
Q68 - Vital Signs At a Glance Contract Report for 101435/0044 - September 2019

Name or company name	IDH Limited
Contract type name	GDS Contract
Purpose of contract	General
Contract start date	15/05/2006
Contract end date	

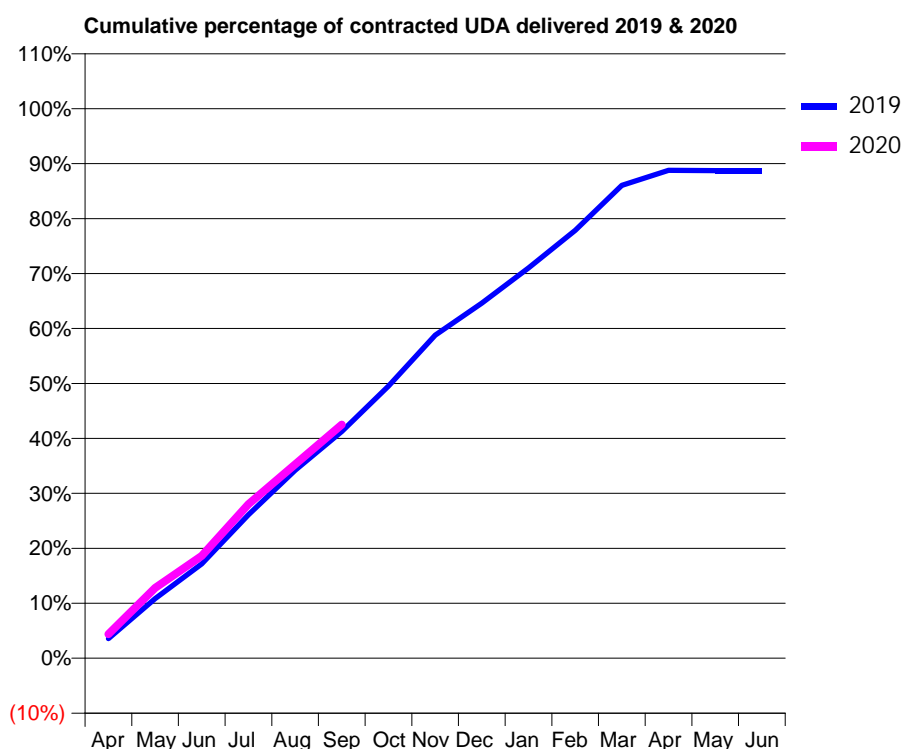
19/20 Contracted general activity (UDA)	28,158
Carry forward general activity (UDA)	0
19/20 Contracted orthodontic activity (UOA)	0
Carry forward orthodontic activity (UOA)	0
Baseline contract value	£818,272.68

ACCESS*

Patients seen in 24 months	Total	Change since previous quarter
Quarter ending September 2018	10,646	
Quarter ending December 2018	10,783	→
Quarter ending March 2019	10,788	→
Quarter ending June 2019	10,920	→
Quarter ending September 2019	10,772	↓
Variance since September 2018	1.2%	→



ACTIVITY



Month	2019	2020
April	1,011	1,233
May	3,057	3,607
June	4,836	5,245
July	7,353	7,895
August	9,630	9,933
September	11,615	11,966
October	13,943	
November	16,551	
December	18,192	
January	20,000	
February	21,924	
March	24,225	
April	24,996	
May	24,988	
June	24,988	

QUALITY

	Quantity	Base Number	Contract	AT	Region	England
% of FP17s for the same patient ID Re-attending within 3 months - Children	85	1,939	4.4%	9.2%	10.8%	11.5%
% of FP17s for the same patient ID Re-attending within 3 months - Adults	403	4,701	8.6%	14.8%	15.2%	15.4%
% of FP17s for the same patient ID Re-attending between 3 & 9 months - Children	1,090	1,939	56.2%	61.5%	62.2%	59.7%
% of FP17s for the same patient ID Re-attending between 3 & 9 months - Adults	2,510	4,701	53.4%	52.4%	52.9%	51.7%
% of FP17s for Band 1 Urgent Courses	446	6,189	7.2%	9.3%	9.7%	9.2%
% of FP17s Relating to Free Repair or Replacements	25	6,189	0.4%	0.5%	0.6%	0.7%
% of FP17s Relating to Continuations	45	6,189	0.7%	0.7%	0.7%	0.8%
% of Patients satisfied with the dentistry they have received	2	2	N/A	93.6%	93.6%	93.5%
% of Patients satisfied with the time they had to wait for an appointment	2	2	N/A	88.5%	86.3%	87.4%

* This is based on patients treated on this contract for their most recent course of treatment.

Figures in italics indicate the base number of FP17s or Patient Questionnaire responses are less than 100. N/A is shown where the base number of responses is less than 10 during the period. % is calculated as Quantity/Base number*100

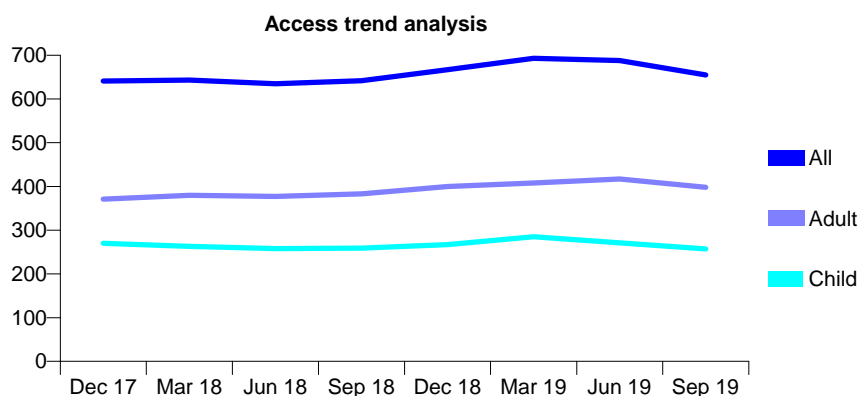
Q68 - Vital Signs At a Glance Contract Report for 102091/0001 - September 2019

Name or company name	Gresham Dental Practice Limited
Contract type name	GDS Contract
Purpose of contract	General
Contract start date	01/10/2011
Contract end date	

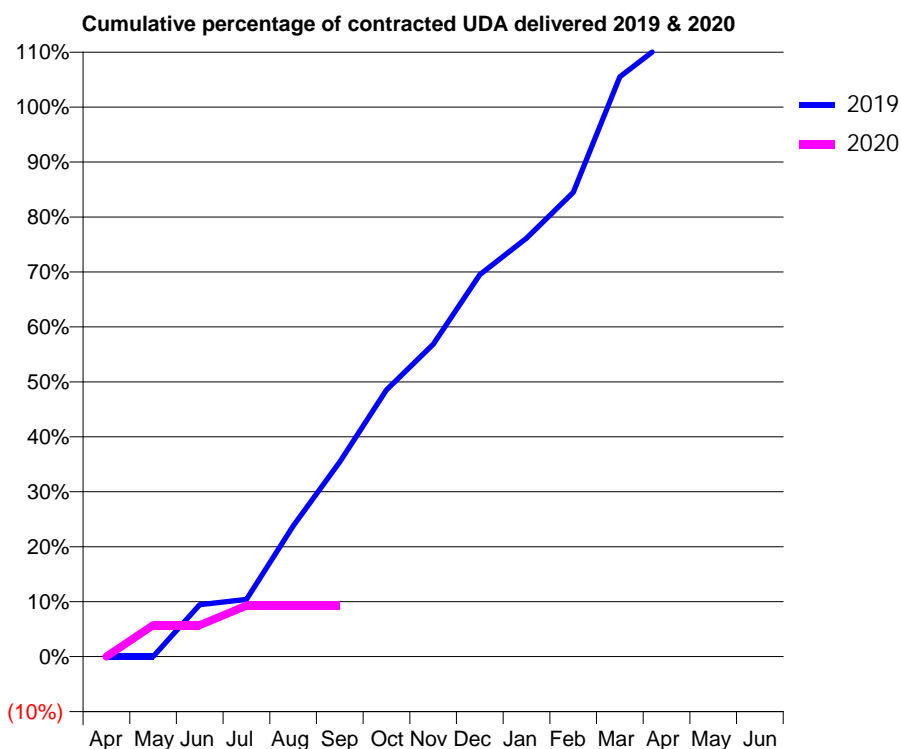
19/20 Contracted general activity (UDA)	1,132
Carry forward general activity (UDA)	0
19/20 Contracted orthodontic activity (UOA)	0
Carry forward orthodontic activity (UOA)	0
Baseline contract value	£25,782.93

ACCESS*

Patients seen in 24 months	Total	Change since previous quarter
Quarter ending September 2018	642	
Quarter ending December 2018	667	↑
Quarter ending March 2019	693	↑
Quarter ending June 2019	688	→
Quarter ending September 2019	655	↓
Variance since September 2018	2.0%	↑



ACTIVITY



Month	Adjusted Scheduled Activity (UDA)	
	2019	2020
April	0	0
May	0	65
June	107	65
July	118	105
August	269	105
September	401	105
October	549	
November	644	
December	787	
January	862	
February	956	
March	1,194	
April	1,268	
May	1,268	
June	1,268	

QUALITY

	Quantity	Base Number	Contract	AT	Region	England
% of FP17s for the same patient ID Re-attending within 3 months - Children	0	59	0.0%	9.2%	10.8%	11.5%
% of FP17s for the same patient ID Re-attending within 3 months - Adults	12	66	18.2%	14.8%	15.2%	15.4%
% of FP17s for the same patient ID Re-attending between 3 & 9 months - Children	25	59	42.4%	61.5%	62.2%	59.7%
% of FP17s for the same patient ID Re-attending between 3 & 9 months - Adults	24	66	36.4%	52.4%	52.9%	51.7%
% of FP17s for Band 1 Urgent Courses	0	100	0.0%	9.3%	9.7%	9.2%
% of FP17s Relating to Free Repair or Replacements	0	100	0.0%	0.5%	0.6%	0.7%
% of FP17s Relating to Continuations	0	100	0.0%	0.7%	0.7%	0.8%
% of Patients satisfied with the dentistry they have received	1	1	N/A	93.6%	93.6%	93.5%
% of Patients satisfied with the time they had to wait for an appointment	1	1	N/A	88.5%	86.3%	87.4%

* This is based on patients treated on this contract for their most recent course of treatment. Figures in italics indicate the base number of FP17s or Patient Questionnaire responses are less than 100. N/A is shown where the base number of responses is less than 10 during the period. % is calculated as Quantity/Base number*100

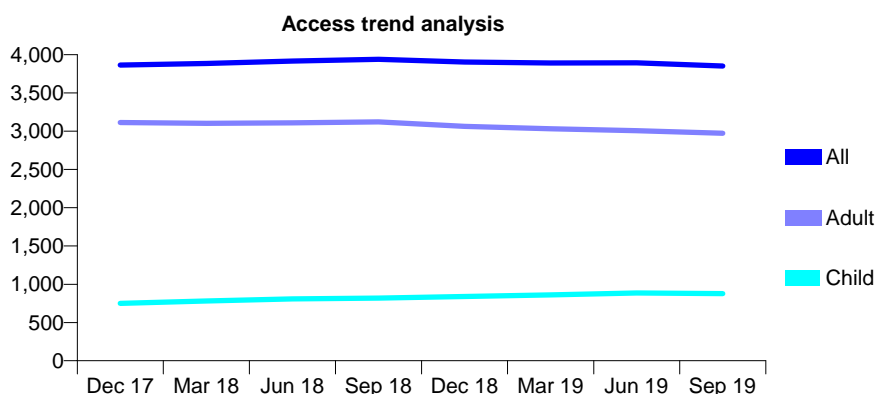
Q68 - Vital Signs At a Glance Contract Report for 102326/0001 - September 2019

Name or company name	Dental Surgery
Contract type name	GDS Contract
Purpose of contract	General
Contract start date	15/10/2015
Contract end date	

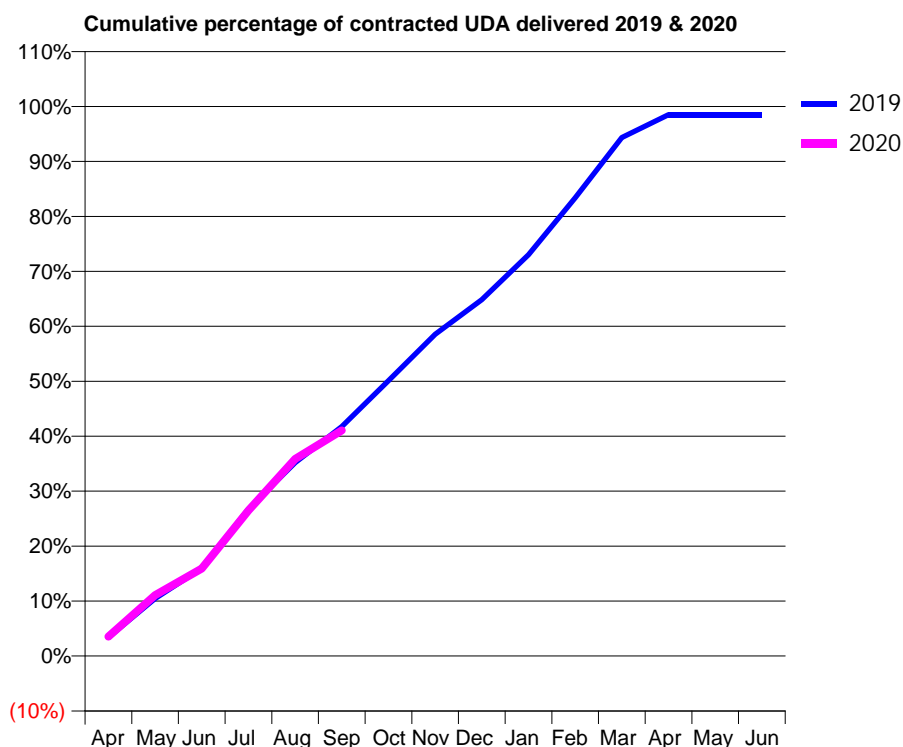
19/20 Contracted general activity (UDA)	14,566
Carry forward general activity (UDA)	215
19/20 Contracted orthodontic activity (UOA)	0
Carry forward orthodontic activity (UOA)	0
Baseline contract value	£318,892.35

ACCESS*

Patients seen in 24 months	Total	Change since previous quarter
Quarter ending September 2018	3,940	
Quarter ending December 2018	3,903	→
Quarter ending March 2019	3,891	→
Quarter ending June 2019	3,893	→
Quarter ending September 2019	3,851	↓
Variance since September 2018	(2.3%)	↓



ACTIVITY



Month	Adjusted Scheduled Activity (UDA)	
	2019	2020
April	492	515
May	1,524	1,613
June	2,329	2,316
July	3,897	3,857
August	5,128	5,221
September	6,080	5,978
October	7,296	
November	8,527	
December	9,444	
January	10,639	
February	12,146	
March	13,741	
April	14,349	
May	14,351	
June	14,351	

QUALITY

	Quantity	Base Number	Contract	AT	Region	England
% of FP17s for the same patient ID Re-attending within 3 months - Children	58	580	10.0%	9.2%	10.8%	11.5%
% of FP17s for the same patient ID Re-attending within 3 months - Adults	383	2,051	18.7%	14.8%	15.2%	15.4%
% of FP17s for the same patient ID Re-attending between 3 & 9 months - Children	301	580	51.9%	61.5%	62.2%	59.7%
% of FP17s for the same patient ID Re-attending between 3 & 9 months - Adults	1,206	2,051	58.8%	52.4%	52.9%	51.7%
% of FP17s for Band 1 Urgent Courses	320	2,381	13.4%	9.3%	9.7%	9.2%
% of FP17s Relating to Free Repair or Replacements	0	2,381	0.0%	0.5%	0.6%	0.7%
% of FP17s Relating to Continuations	8	2,381	0.3%	0.7%	0.7%	0.8%
% of Patients satisfied with the dentistry they have received	4	4	N/A	93.6%	93.6%	93.5%
% of Patients satisfied with the time they had to wait for an appointment	3	4	N/A	88.5%	86.3%	87.4%

* This is based on patients treated on this contract for their most recent course of treatment. Figures in italics indicate the base number of FP17s or Patient Questionnaire responses are less than 100. N/A is shown where the base number of responses is less than 10 during the period. % is calculated as Quantity/Base number*100

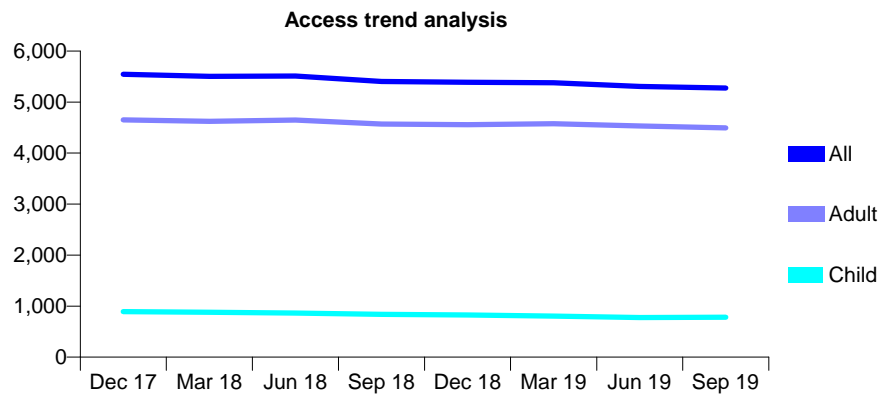
Q68 - Vital Signs At a Glance Contract Report for 102474/0001 - September 2019

Name or company name	Elizabeth Horn
Contract type name	GDS Contract
Purpose of contract	General
Contract start date	01/09/2012
Contract end date	

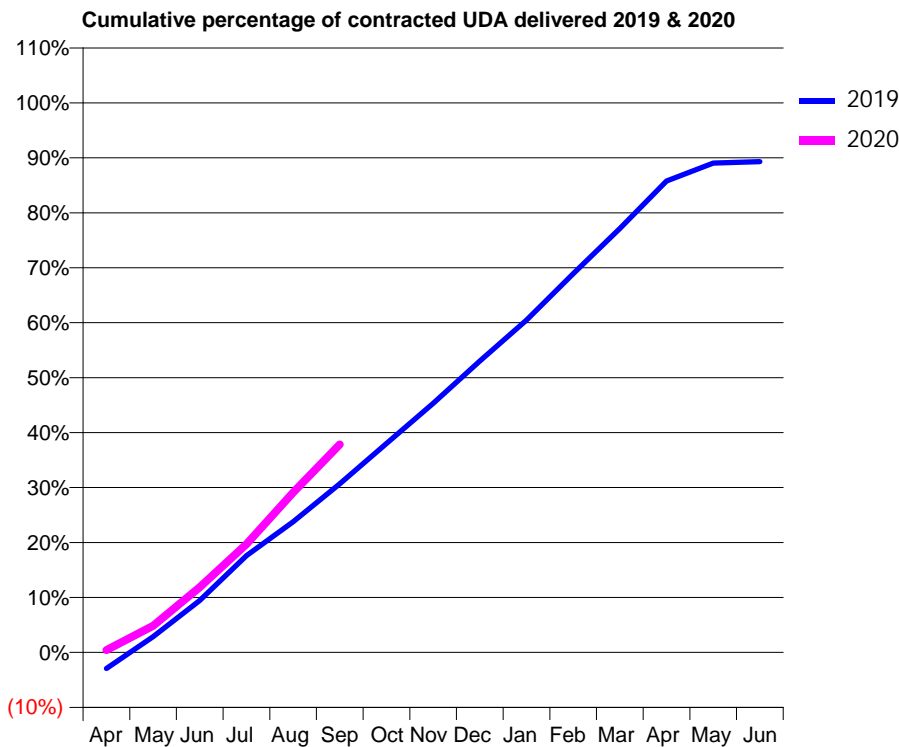
19/20 Contracted general activity (UDA)	16,133
Carry forward general activity (UDA)	0
19/20 Contracted orthodontic activity (UOA)	0
Carry forward orthodontic activity (UOA)	0
Baseline contract value	£506,517.53

ACCESS*

Patients seen in 24 months	Total	Change since previous quarter
Quarter ending September 2018	5,405	
Quarter ending December 2018	5,386	→
Quarter ending March 2019	5,380	→
Quarter ending June 2019	5,307	↓
Quarter ending September 2019	5,275	→
Variance since September 2018	(2.4%)	↓



ACTIVITY



Month	2019	2020
April	-475	69
May	464	781
June	1,526	1,917
July	2,841	3,176
August	3,836	4,695
September	4,949	6,106
October	6,132	
November	7,311	
December	8,552	
January	9,755	
February	11,115	
March	12,444	
April	13,839	
May	14,368	
June	14,407	

QUALITY

	Quantity	Base Number	Contract	AT	Region	England
% of FP17s for the same patient ID Re-attending within 3 months - Children	25	428	5.8%	9.2%	10.8%	11.5%
% of FP17s for the same patient ID Re-attending within 3 months - Adults	378	2,750	13.7%	14.8%	15.2%	15.4%
% of FP17s for the same patient ID Re-attending between 3 & 9 months - Children	120	428	28.0%	61.5%	62.2%	59.7%
% of FP17s for the same patient ID Re-attending between 3 & 9 months - Adults	967	2,750	35.2%	52.4%	52.9%	51.7%
% of FP17s for Band 1 Urgent Courses	180	2,472	7.3%	9.3%	9.7%	9.2%
% of FP17s Relating to Free Repair or Replacements	21	2,472	0.8%	0.5%	0.6%	0.7%
% of FP17s Relating to Continuations	6	2,472	0.2%	0.7%	0.7%	0.8%
% of Patients satisfied with the dentistry they have received	5	6	N/A	93.6%	93.6%	93.5%
% of Patients satisfied with the time they had to wait for an appointment	3	6	N/A	88.5%	86.3%	87.4%

* This is based on patients treated on this contract for their most recent course of treatment. Figures in italics indicate the base number of FP17s or Patient Questionnaire responses are less than 100. N/A is shown where the base number of responses is less than 10 during the period. % is calculated as Quantity/Base number*100

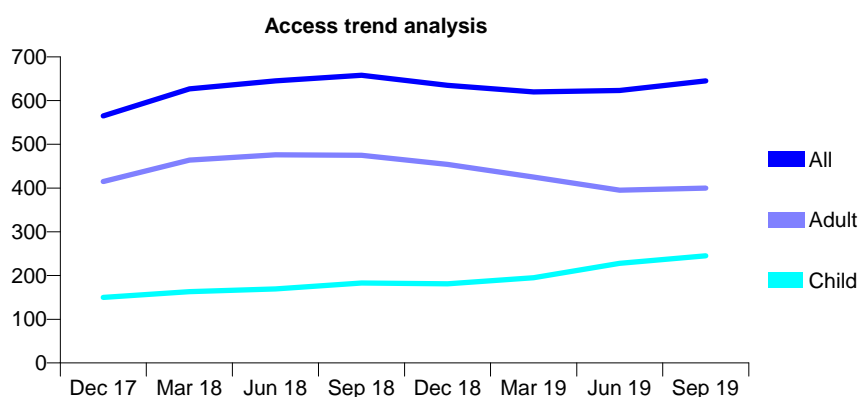
Q68 - Vital Signs At a Glance Contract Report for 102822/0001 - September 2019

Name or company name	Aisha Maria Asghar
Contract type name	GDS Contract
Purpose of contract	General
Contract start date	01/02/2014
Contract end date	

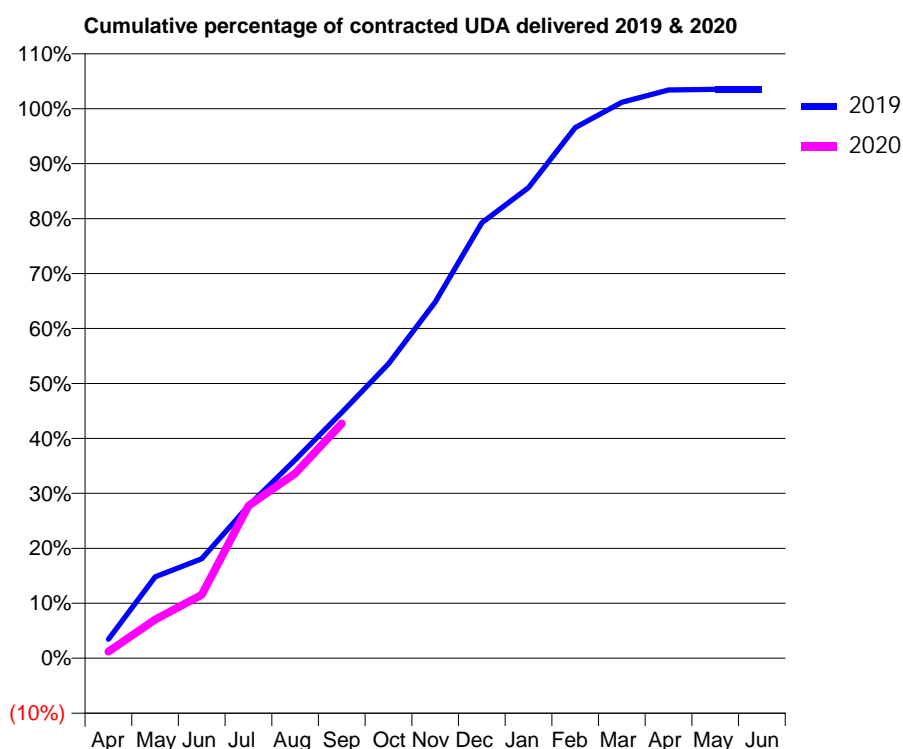
19/20 Contracted general activity (UDA)	1,567
Carry forward general activity (UDA)	0
19/20 Contracted orthodontic activity (UOA)	0
Carry forward orthodontic activity (UOA)	0
Baseline contract value	£44,391.51

ACCESS*

Patients seen in 24 months	Total	Change since previous quarter
Quarter ending September 2018	658	
Quarter ending December 2018	635	↓
Quarter ending March 2019	620	↓
Quarter ending June 2019	623	→
Quarter ending September 2019	645	↑
Variance since September 2018	(2.0%)	↓



ACTIVITY



Month	2019	2020
April	54	19
May	232	111
June	284	181
July	435	435
August	566	527
September	701	670
October	839	
November	1,015	
December	1,241	
January	1,342	
February	1,513	
March	1,585	
April	1,620	
May	1,622	
June	1,622	

QUALITY

	Quantity	Base Number	Contract	AT	Region	England
% of FP17s for the same patient ID Re-attending within 3 months - Children	24	247	9.7%	9.2%	10.8%	11.5%
% of FP17s for the same patient ID Re-attending within 3 months - Adults	18	127	14.2%	14.8%	15.2%	15.4%
% of FP17s for the same patient ID Re-attending between 3 & 9 months - Children	130	247	52.6%	61.5%	62.2%	59.7%
% of FP17s for the same patient ID Re-attending between 3 & 9 months - Adults	56	127	44.1%	52.4%	52.9%	51.7%
% of FP17s for Band 1 Urgent Courses	43	346	12.4%	9.3%	9.7%	9.2%
% of FP17s Relating to Free Repair or Replacements	0	346	0.0%	0.5%	0.6%	0.7%
% of FP17s Relating to Continuations	0	346	0.0%	0.7%	0.7%	0.8%
% of Patients satisfied with the dentistry they have received	0	0	N/A	93.6%	93.6%	93.5%
% of Patients satisfied with the time they had to wait for an appointment	0	0	N/A	88.5%	86.3%	87.4%

* This is based on patients treated on this contract for their most recent course of treatment.

Figures in italics indicate the base number of FP17s or Patient Questionnaire responses are less than 100. N/A is shown where the base number of responses is less than 10 during the period. % is calculated as Quantity/Base number*100

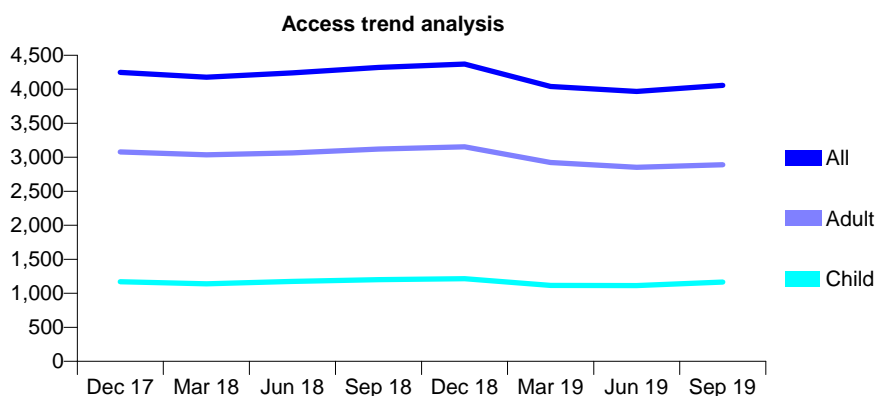
Q68 - Vital Signs At a Glance Contract Report for 103985/0001 - September 2019

Name or company name	Northgate Dental Care Ltd
Contract type name	GDS Contract
Purpose of contract	General
Contract start date	01/11/2007
Contract end date	

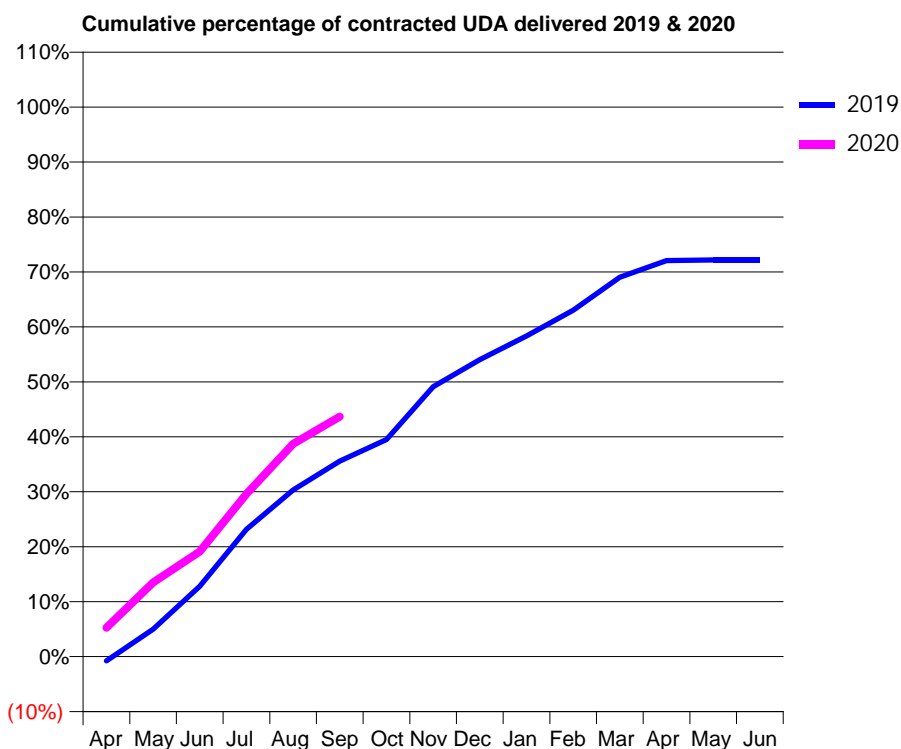
19/20 Contracted general activity (UDA)	11,756
Carry forward general activity (UDA)	0
19/20 Contracted orthodontic activity (UOA)	0
Carry forward orthodontic activity (UOA)	0
Baseline contract value	£314,579.39

ACCESS*

Patients seen in 24 months	Total	Change since previous quarter
Quarter ending September 2018	4,321	
Quarter ending December 2018	4,369	→
Quarter ending March 2019	4,041	↓
Quarter ending June 2019	3,967	↓
Quarter ending September 2019	4,058	↑
Variance since September 2018	(6.1%)	↓



ACTIVITY



Month	Adjusted Scheduled Activity (UDA)	
	2019	2020
April	-94	617
May	586	1,588
June	1,505	2,248
July	2,723	3,482
August	3,568	4,552
September	4,184	5,134
October	4,644	
November	5,777	
December	6,352	
January	6,861	
February	7,412	
March	8,114	
April	8,473	
May	8,486	
June	8,485	

QUALITY

	Quantity	Base Number	Contract	AT	Region	England
% of FP17s for the same patient ID Re-attending within 3 months - Children	40	719	5.6%	9.2%	10.8%	11.5%
% of FP17s for the same patient ID Re-attending within 3 months - Adults	237	1,501	15.8%	14.8%	15.2%	15.4%
% of FP17s for the same patient ID Re-attending between 3 & 9 months - Children	263	719	36.6%	61.5%	62.2%	59.7%
% of FP17s for the same patient ID Re-attending between 3 & 9 months - Adults	424	1,501	28.2%	52.4%	52.9%	51.7%
% of FP17s for Band 1 Urgent Courses	211	2,084	10.1%	9.3%	9.7%	9.2%
% of FP17s Relating to Free Repair or Replacements	8	2,084	0.4%	0.5%	0.6%	0.7%
% of FP17s Relating to Continuations	62	2,084	3.0%	0.7%	0.7%	0.8%
% of Patients satisfied with the dentistry they have received	0	0	N/A	93.6%	93.6%	93.5%
% of Patients satisfied with the time they had to wait for an appointment	0	0	N/A	88.5%	86.3%	87.4%

* This is based on patients treated on this contract for their most recent course of treatment. Figures in italics indicate the base number of FP17s or Patient Questionnaire responses are less than 100. N/A is shown where the base number of responses is less than 10 during the period. % is calculated as Quantity/Base number*100

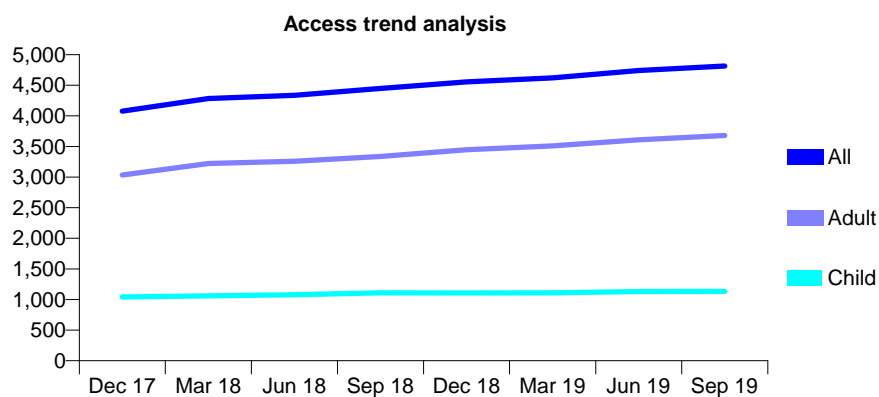
Q68 - Vital Signs At a Glance Contract Report for 104051/0001 - September 2019

Name or company name	Mermaid Dental Care Limited
Contract type name	GDS Contract
Purpose of contract	General
Contract start date	01/11/2010
Contract end date	

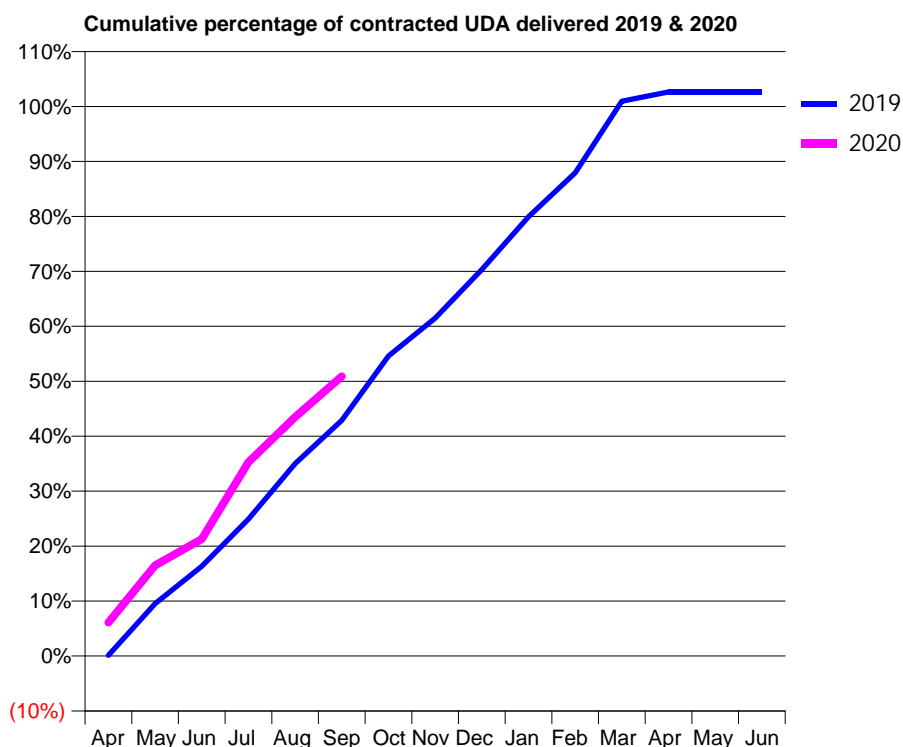
19/20 Contracted general activity (UDA)	13,475
Carry forward general activity (UDA)	0
19/20 Contracted orthodontic activity (UOA)	0
Carry forward orthodontic activity (UOA)	0
Baseline contract value	£460,520.74

ACCESS*

Patients seen in 24 months	Total	Change since previous quarter
Quarter ending September 2018	4,447	
Quarter ending December 2018	4,556	↑
Quarter ending March 2019	4,621	→
Quarter ending June 2019	4,741	↑
Quarter ending September 2019	4,813	→
Variance since September 2018	8.2%	↑



ACTIVITY



Month	Adjusted Scheduled Activity (UDA)	
	2019	2020
April	19	822
May	1,288	2,227
June	2,201	2,867
July	3,356	4,752
August	4,720	5,860
September	5,781	6,859
October	7,356	
November	8,284	
December	9,476	
January	10,770	
February	11,849	
March	13,604	
April	13,829	
May	13,829	
June	13,830	

QUALITY

	Quantity	Base Number	Contract	AT	Region	England
% of FP17s for the same patient ID Re-attending within 3 months - Children	41	653	6.3%	9.2%	10.8%	11.5%
% of FP17s for the same patient ID Re-attending within 3 months - Adults	445	2,115	21.0%	14.8%	15.2%	15.4%
% of FP17s for the same patient ID Re-attending between 3 & 9 months - Children	332	653	50.8%	61.5%	62.2%	59.7%
% of FP17s for the same patient ID Re-attending between 3 & 9 months - Adults	717	2,115	33.9%	52.4%	52.9%	51.7%
% of FP17s for Band 1 Urgent Courses	402	2,688	15.0%	9.3%	9.7%	9.2%
% of FP17s Relating to Free Repair or Replacements	37	2,688	1.4%	0.5%	0.6%	0.7%
% of FP17s Relating to Continuations	97	2,688	3.6%	0.7%	0.7%	0.8%
% of Patients satisfied with the dentistry they have received	2	2	N/A	93.6%	93.6%	93.5%
% of Patients satisfied with the time they had to wait for an appointment	2	2	N/A	88.5%	86.3%	87.4%

* This is based on patients treated on this contract for their most recent course of treatment. Figures in italics indicate the base number of FP17s or Patient Questionnaire responses are less than 100. N/A is shown where the base number of responses is less than 10 during the period. % is calculated as Quantity/Base number*100

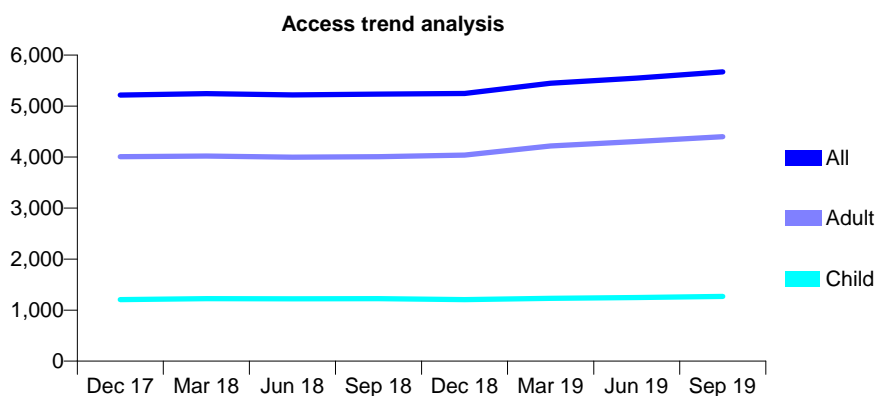
Q68 - Vital Signs At a Glance Contract Report for 104051/0002 - September 2019

Name or company name	Mermaid Dental Care Limited
Contract type name	GDS Contract
Purpose of contract	General
Contract start date	01/11/2010
Contract end date	

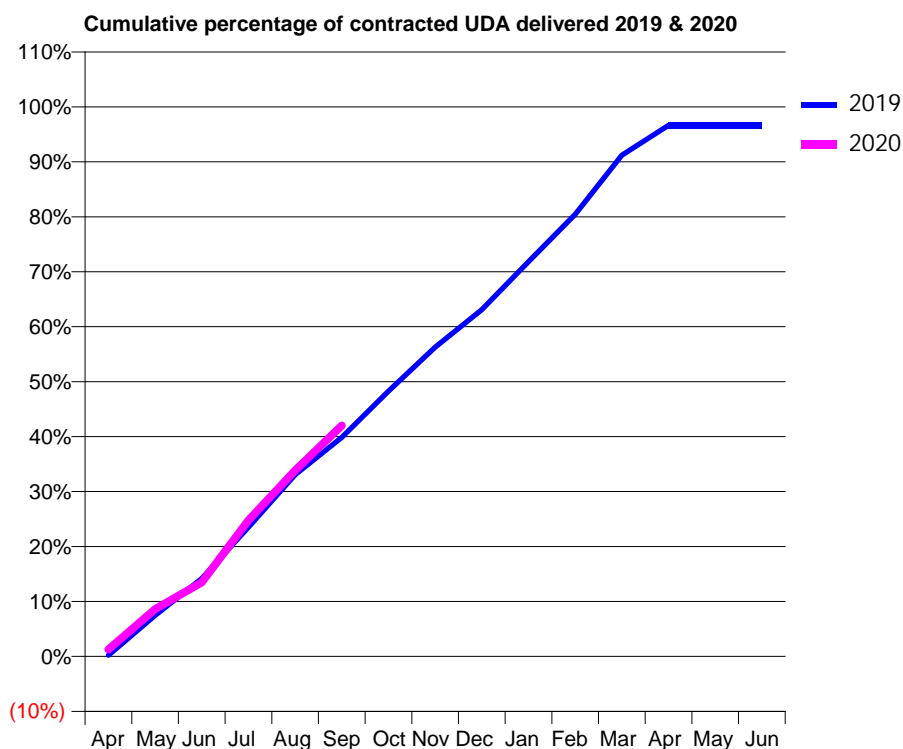
19/20 Contracted general activity (UDA)	17,855
Carry forward general activity (UDA)	599
19/20 Contracted orthodontic activity (UOA)	0
Carry forward orthodontic activity (UOA)	0
Baseline contract value	£493,799.13

ACCESS*

Patients seen in 24 months	Total	Change since previous quarter
Quarter ending September 2018	5,236	
Quarter ending December 2018	5,248	→
Quarter ending March 2019	5,448	↑
Quarter ending June 2019	5,550	→
Quarter ending September 2019	5,671	↑
Variance since September 2018	8.3%	↑



ACTIVITY



Month	2019	2020
April	42	229
May	1,331	1,538
June	2,533	2,406
July	4,199	4,424
August	5,905	6,046
September	7,118	7,503
October	8,621	
November	10,052	
December	11,267	
January	12,824	
February	14,366	
March	16,281	
April	17,256	
May	17,256	
June	17,256	

QUALITY

	Quantity	Base Number	Contract	AT	Region	England
% of FP17s for the same patient ID Re-attending within 3 months - Children	52	833	6.2%	9.2%	10.8%	11.5%
% of FP17s for the same patient ID Re-attending within 3 months - Adults	356	2,693	13.2%	14.8%	15.2%	15.4%
% of FP17s for the same patient ID Re-attending between 3 & 9 months - Children	435	833	52.2%	61.5%	62.2%	59.7%
% of FP17s for the same patient ID Re-attending between 3 & 9 months - Adults	1,074	2,693	39.9%	52.4%	52.9%	51.7%
% of FP17s for Band 1 Urgent Courses	361	3,225	11.2%	9.3%	9.7%	9.2%
% of FP17s Relating to Free Repair or Replacements	20	3,225	0.6%	0.5%	0.6%	0.7%
% of FP17s Relating to Continuations	82	3,225	2.5%	0.7%	0.7%	0.8%
% of Patients satisfied with the dentistry they have received	6	6	N/A	93.6%	93.6%	93.5%
% of Patients satisfied with the time they had to wait for an appointment	6	6	N/A	88.5%	86.3%	87.4%

* This is based on patients treated on this contract for their most recent course of treatment. Figures in italics indicate the base number of FP17s or Patient Questionnaire responses are less than 100. N/A is shown where the base number of responses is less than 10 during the period. % is calculated as Quantity/Base number*100

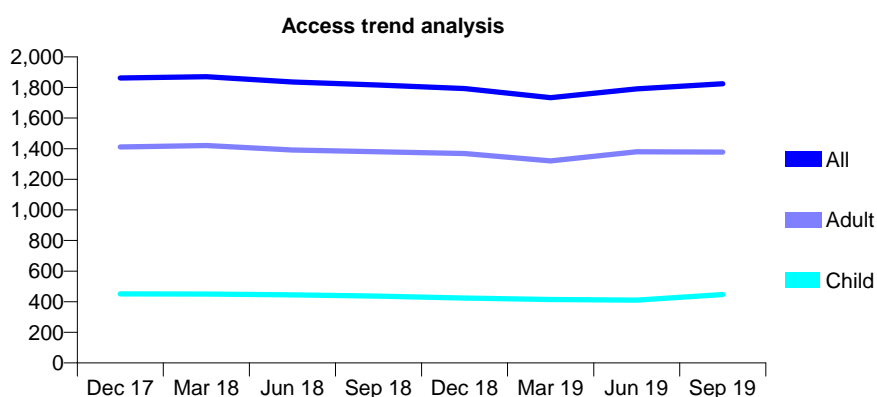
Q68 - Vital Signs At a Glance Contract Report for 104833/0001 - September 2019

Name or company name	J F Royle and R N Chadha
Contract type name	GDS Contract
Purpose of contract	General
Contract start date	07/12/2009
Contract end date	

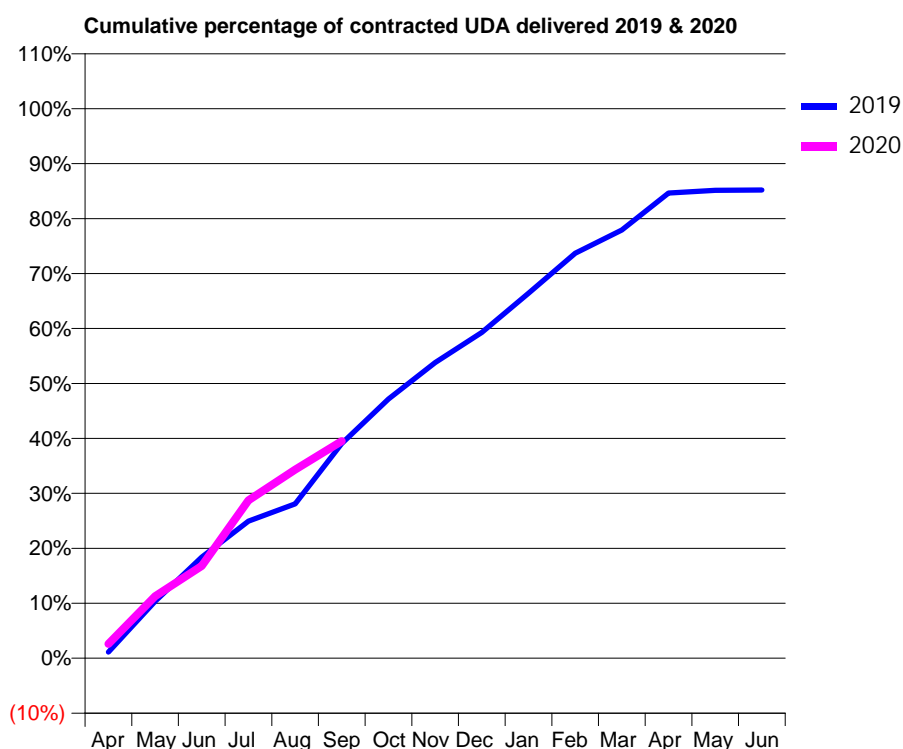
19/20 Contracted general activity (UDA)	5,200
Carry forward general activity (UDA)	0
19/20 Contracted orthodontic activity (UOA)	0
Carry forward orthodontic activity (UOA)	0
Baseline contract value	£135,131.86

ACCESS*

Patients seen in 24 months	Total	Change since previous quarter
Quarter ending September 2018	1,816	
Quarter ending December 2018	1,793	↓
Quarter ending March 2019	1,734	↓
Quarter ending June 2019	1,790	↑
Quarter ending September 2019	1,824	→
Variance since September 2018	0.4%	→



ACTIVITY



Month	2019	2020
April	58	136
May	539	587
June	956	872
July	1,298	1,494
August	1,460	1,785
September	2,032	2,054
October	2,453	
November	2,798	
December	3,082	
January	3,453	
February	3,832	
March	4,051	
April	4,402	
May	4,427	
June	4,430	

QUALITY

	Quantity	Base Number	Contract	AT	Region	England
% of FP17s for the same patient ID Re-attending within 3 months - Children	18	336	5.4%	9.2%	10.8%	11.5%
% of FP17s for the same patient ID Re-attending within 3 months - Adults	127	974	13.0%	14.8%	15.2%	15.4%
% of FP17s for the same patient ID Re-attending between 3 & 9 months - Children	157	336	46.7%	61.5%	62.2%	59.7%
% of FP17s for the same patient ID Re-attending between 3 & 9 months - Adults	410	974	42.1%	52.4%	52.9%	51.7%
% of FP17s for Band 1 Urgent Courses	119	1,055	11.3%	9.3%	9.7%	9.2%
% of FP17s Relating to Free Repair or Replacements	9	1,055	0.9%	0.5%	0.6%	0.7%
% of FP17s Relating to Continuations	6	1,055	0.6%	0.7%	0.7%	0.8%
% of Patients satisfied with the dentistry they have received	0	0	N/A	93.6%	93.6%	93.5%
% of Patients satisfied with the time they had to wait for an appointment	0	0	N/A	88.5%	86.3%	87.4%

* This is based on patients treated on this contract for their most recent course of treatment.

Figures in italics indicate the base number of FP17s or Patient Questionnaire responses are less than 100. N/A is shown where the base number of responses is less than 10 during the period. % is calculated as Quantity/Base number*100

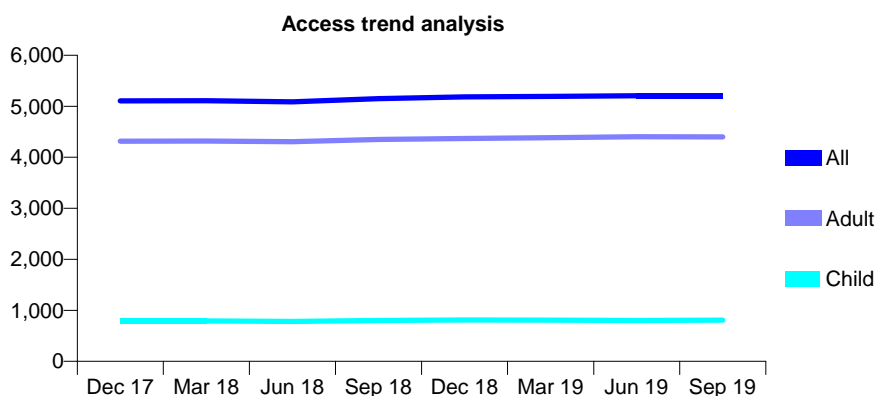
Q68 - Vital Signs At a Glance Contract Report for 104922/0001 - September 2019

Name or company name	Queens Crescent Dental Practice Ltd
Contract type name	GDS Contract
Purpose of contract	General
Contract start date	01/02/2007
Contract end date	

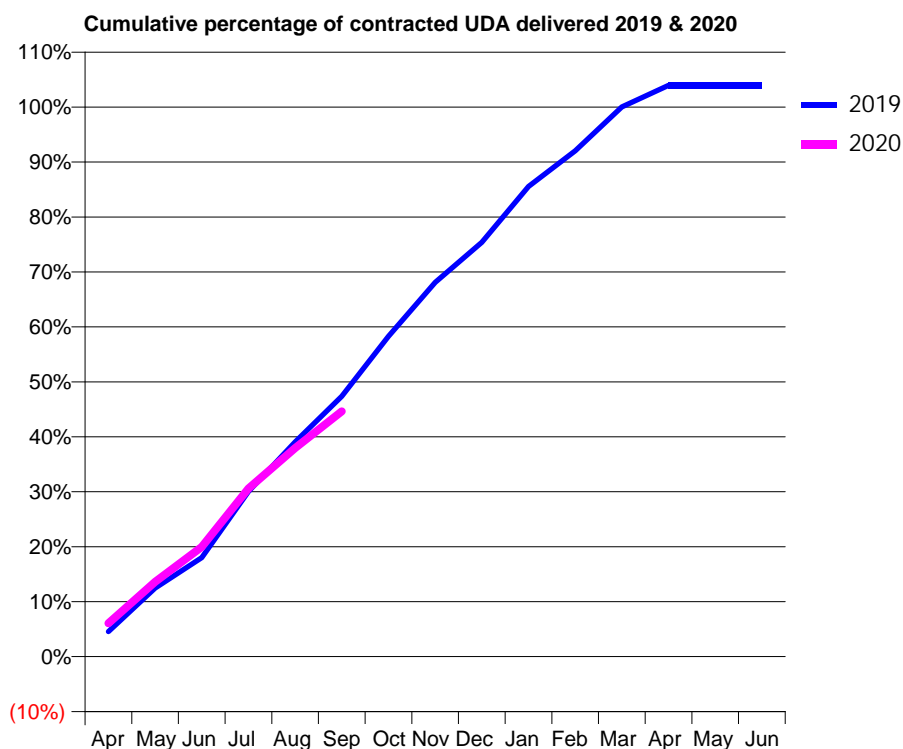
19/20 Contracted general activity (UDA)	15,639
Carry forward general activity (UDA)	0
19/20 Contracted orthodontic activity (UOA)	0
Carry forward orthodontic activity (UOA)	0
Baseline contract value	£440,274.82

ACCESS*

Patients seen in 24 months	Total	Change since previous quarter
Quarter ending September 2018	5,148	
Quarter ending December 2018	5,183	→
Quarter ending March 2019	5,193	→
Quarter ending June 2019	5,206	→
Quarter ending September 2019	5,207	→
Variance since September 2018	1.1%	→



ACTIVITY



Month	Adjusted Scheduled Activity (UDA)	
	2019	2020
April	710	952
May	1,951	2,131
June	2,817	3,123
July	4,701	4,786
August	6,113	5,937
September	7,408	6,980
October	9,117	
November	10,649	
December	11,789	
January	13,379	
February	14,393	
March	15,643	
April	16,255	
May	16,255	
June	16,255	

QUALITY

	Quantity	Base Number	Contract	AT	Region	England
% of FP17s for the same patient ID Re-attending within 3 months - Children	29	553	5.2%	9.2%	10.8%	11.5%
% of FP17s for the same patient ID Re-attending within 3 months - Adults	436	3,346	13.0%	14.8%	15.2%	15.4%
% of FP17s for the same patient ID Re-attending between 3 & 9 months - Children	359	553	64.9%	61.5%	62.2%	59.7%
% of FP17s for the same patient ID Re-attending between 3 & 9 months - Adults	2,054	3,346	61.4%	52.4%	52.9%	51.7%
% of FP17s for Band 1 Urgent Courses	270	3,647	7.4%	9.3%	9.7%	9.2%
% of FP17s Relating to Free Repair or Replacements	17	3,647	0.5%	0.5%	0.6%	0.7%
% of FP17s Relating to Continuations	50	3,647	1.4%	0.7%	0.7%	0.8%
% of Patients satisfied with the dentistry they have received	3	3	N/A	93.6%	93.6%	93.5%
% of Patients satisfied with the time they had to wait for an appointment	3	3	N/A	88.5%	86.3%	87.4%

* This is based on patients treated on this contract for their most recent course of treatment. Figures in italics indicate the base number of FP17s or Patient Questionnaire responses are less than 100. N/A is shown where the base number of responses is less than 10 during the period. % is calculated as Quantity/Base number*100

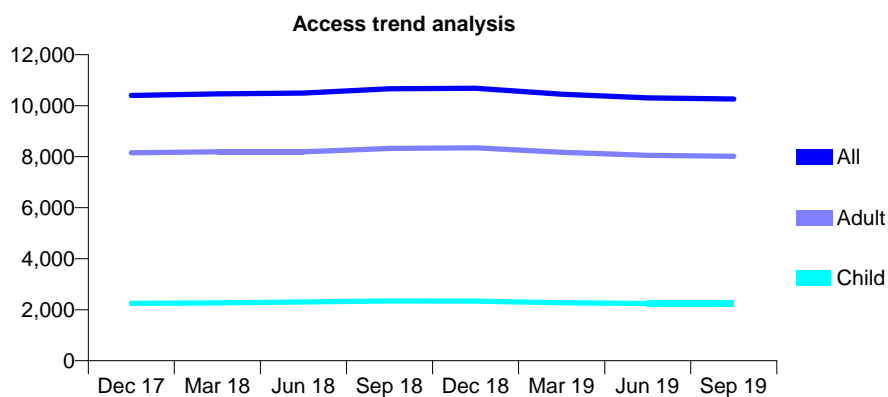
Q68 - Vital Signs At a Glance Contract Report for 105414/0002 - September 2019

Name or company name	First Choice Dental Limited
Contract type name	GDS Contract
Purpose of contract	General
Contract start date	01/04/2006
Contract end date	

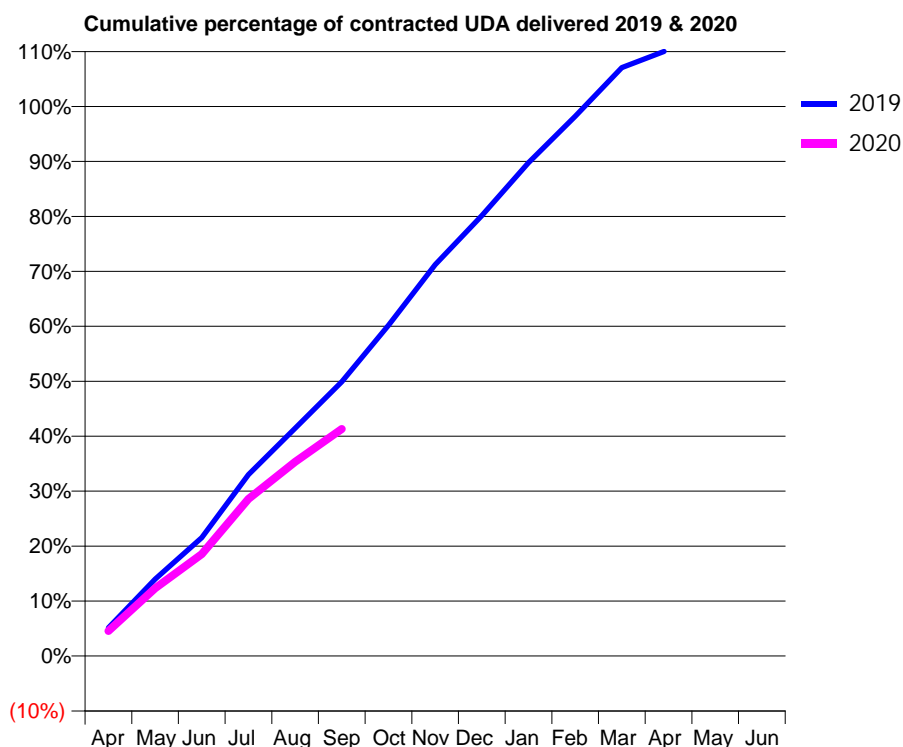
19/20 Contracted general activity (UDA)	28,600
Carry forward general activity (UDA)	0
19/20 Contracted orthodontic activity (UOA)	0
Carry forward orthodontic activity (UOA)	0
Baseline contract value	£737,213.76

ACCESS*

Patients seen in 24 months	Total	Change since previous quarter
Quarter ending September 2018	10,665	
Quarter ending December 2018	10,680	→
Quarter ending March 2019	10,449	↓
Quarter ending June 2019	10,302	↓
Quarter ending September 2019	10,262	→
Variance since September 2018	(3.8%)	↓



ACTIVITY



Month	Adjusted Scheduled Activity (UDA)	
	2019	2020
April	1,476	1,309
May	4,000	3,532
June	6,161	5,304
July	9,440	8,183
August	11,859	10,110
September	14,270	11,817
October	17,217	
November	20,366	
December	22,911	
January	25,673	
February	28,090	
March	30,617	
April	31,552	
May	31,553	
June	31,566	

QUALITY

	Quantity	Base Number	Contract	AT	Region	England
% of FP17s for the same patient ID Re-attending within 3 months - Children	83	1,430	5.8%	9.2%	10.8%	11.5%
% of FP17s for the same patient ID Re-attending within 3 months - Adults	398	4,260	9.3%	14.8%	15.2%	15.4%
% of FP17s for the same patient ID Re-attending between 3 & 9 months - Children	882	1,430	61.7%	61.5%	62.2%	59.7%
% of FP17s for the same patient ID Re-attending between 3 & 9 months - Adults	1,933	4,260	45.4%	52.4%	52.9%	51.7%
% of FP17s for Band 1 Urgent Courses	255	5,374	4.7%	9.3%	9.7%	9.2%
% of FP17s Relating to Free Repair or Replacements	18	5,374	0.3%	0.5%	0.6%	0.7%
% of FP17s Relating to Continuations	69	5,374	1.3%	0.7%	0.7%	0.8%
% of Patients satisfied with the dentistry they have received	3	3	N/A	93.6%	93.6%	93.5%
% of Patients satisfied with the time they had to wait for an appointment	3	3	N/A	88.5%	86.3%	87.4%

* This is based on patients treated on this contract for their most recent course of treatment. Figures in italics indicate the base number of FP17s or Patient Questionnaire responses are less than 100. N/A is shown where the base number of responses is less than 10 during the period. % is calculated as Quantity/Base number*100

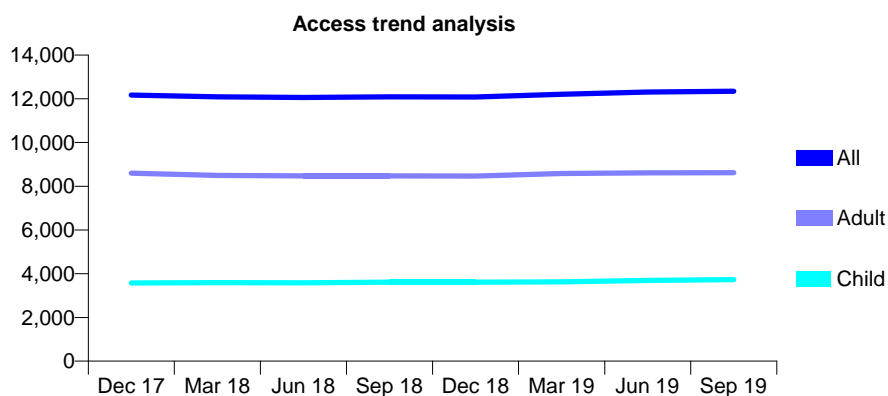
Q68 - Vital Signs At a Glance Contract Report for 105759/0002 - September 2019

Name or company name	Mr S Dattani & Mr J Patel
Contract type name	GDS Contract
Purpose of contract	General
Contract start date	01/07/2007
Contract end date	

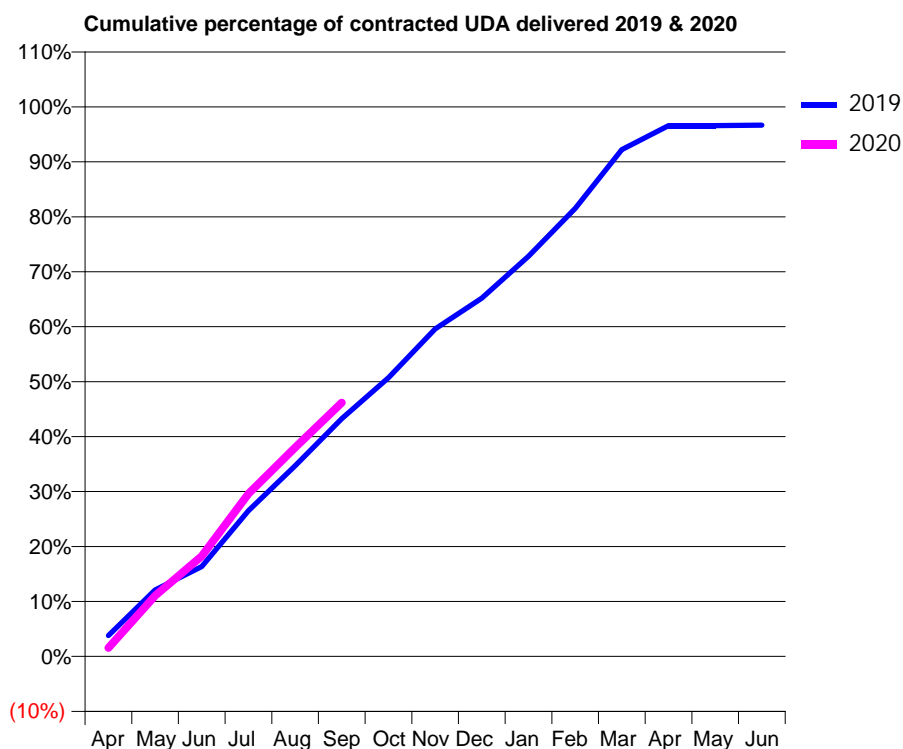
19/20 Contracted general activity (UDA)	23,987
Carry forward general activity (UDA)	799
19/20 Contracted orthodontic activity (UOA)	0
Carry forward orthodontic activity (UOA)	0
Baseline contract value	£696,858.47

ACCESS*

Patients seen in 24 months	Total	Change since previous quarter
Quarter ending September 2018	12,090	
Quarter ending December 2018	12,082	→
Quarter ending March 2019	12,203	→
Quarter ending June 2019	12,307	→
Quarter ending September 2019	12,343	→
Variance since September 2018	2.1%	↑



ACTIVITY



Month	2019	2020
April	912	373
May	2,899	2,651
June	3,922	4,378
July	6,357	7,100
August	8,318	9,119
September	10,377	11,072
October	12,163	
November	14,295	
December	15,640	
January	17,468	
February	19,557	
March	22,118	
April	23,164	
May	23,169	
June	23,187	

QUALITY

	Quantity	Base Number	Contract	AT	Region	England
% of FP17s for the same patient ID Re-attending within 3 months - Children	115	2,696	4.3%	9.2%	10.8%	11.5%
% of FP17s for the same patient ID Re-attending within 3 months - Adults	389	5,185	7.5%	14.8%	15.2%	15.4%
% of FP17s for the same patient ID Re-attending between 3 & 9 months - Children	1,550	2,696	57.5%	61.5%	62.2%	59.7%
% of FP17s for the same patient ID Re-attending between 3 & 9 months - Adults	2,498	5,185	48.2%	52.4%	52.9%	51.7%
% of FP17s for Band 1 Urgent Courses	413	7,078	5.8%	9.3%	9.7%	9.2%
% of FP17s Relating to Free Repair or Replacements	23	7,078	0.3%	0.5%	0.6%	0.7%
% of FP17s Relating to Continuations	11	7,078	0.2%	0.7%	0.7%	0.8%
% of Patients satisfied with the dentistry they have received	3	4	N/A	93.6%	93.6%	93.5%
% of Patients satisfied with the time they had to wait for an appointment	1	4	N/A	88.5%	86.3%	87.4%

* This is based on patients treated on this contract for their most recent course of treatment. Figures in italics indicate the base number of FP17s or Patient Questionnaire responses are less than 100. N/A is shown where the base number of responses is less than 10 during the period. % is calculated as Quantity/Base number*100

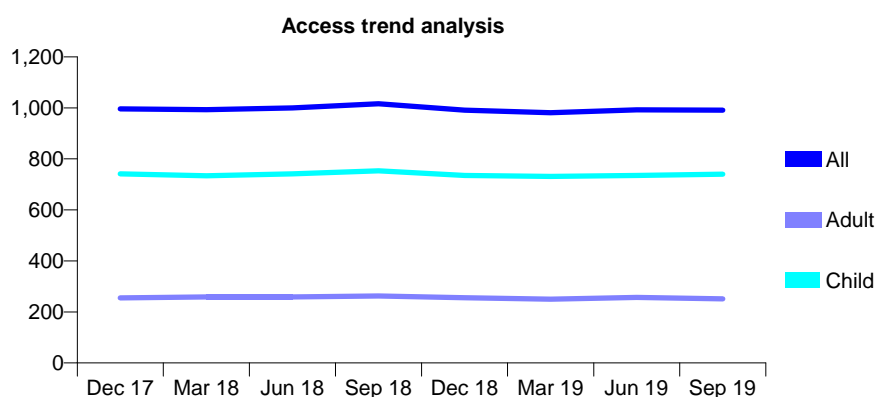
Q68 - Vital Signs At a Glance Contract Report for 107948/0001 - September 2019

Name or company name	Mr N Kennedy and Mr S Rosier
Contract type name	GDS Contract
Purpose of contract	General
Contract start date	01/10/2015
Contract end date	

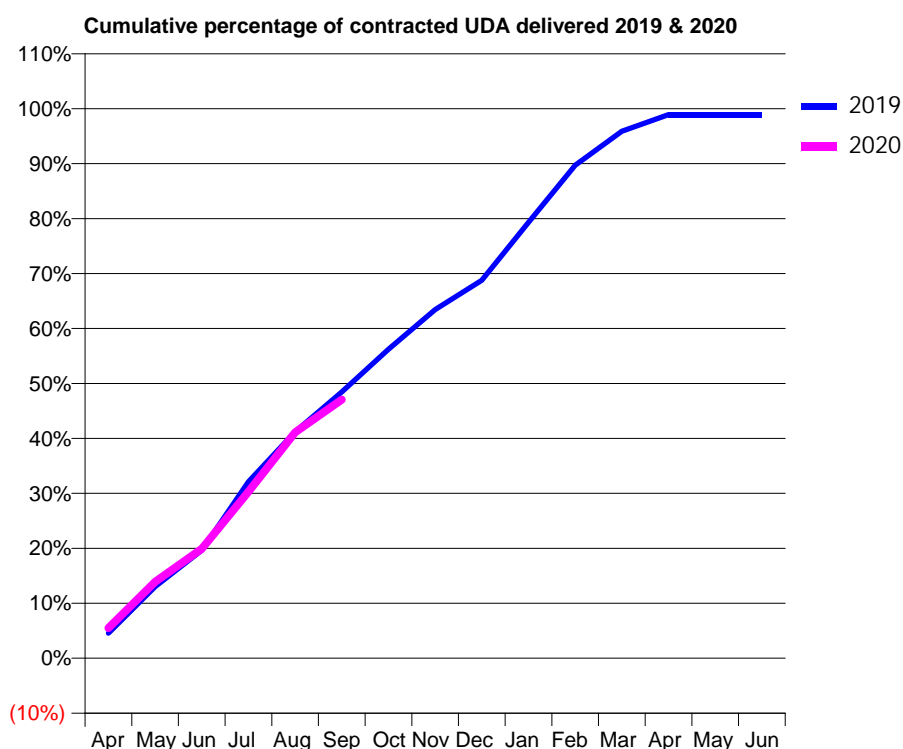
19/20 Contracted general activity (UDA)	2,850
Carry forward general activity (UDA)	30
19/20 Contracted orthodontic activity (UOA)	0
Carry forward orthodontic activity (UOA)	0
Baseline contract value	£69,439.02

ACCESS*

Patients seen in 24 months	Total	Change since previous quarter
Quarter ending September 2018	1,016	
Quarter ending December 2018	991	↓
Quarter ending March 2019	981	↓
Quarter ending June 2019	992	→
Quarter ending September 2019	991	→
Variance since September 2018	(2.5%)	↓



ACTIVITY



Month	2019	2020
April	129	157
May	372	397
June	560	568
July	915	864
August	1,175	1,172
September	1,381	1,341
October	1,602	
November	1,808	
December	1,960	
January	2,261	
February	2,557	
March	2,733	
April	2,818	
May	2,819	
June	2,819	

QUALITY

	Quantity	Base Number	Contract	AT	Region	England
% of FP17s for the same patient ID Re-attending within 3 months - Children	41	566	7.2%	9.2%	10.8%	11.5%
% of FP17s for the same patient ID Re-attending within 3 months - Adults	17	170	10.0%	14.8%	15.2%	15.4%
% of FP17s for the same patient ID Re-attending between 3 & 9 months - Children	347	566	61.3%	61.5%	62.2%	59.7%
% of FP17s for the same patient ID Re-attending between 3 & 9 months - Adults	102	170	60.0%	52.4%	52.9%	51.7%
% of FP17s for Band 1 Urgent Courses	39	691	5.6%	9.3%	9.7%	9.2%
% of FP17s Relating to Free Repair or Replacements	0	691	0.0%	0.5%	0.6%	0.7%
% of FP17s Relating to Continuations	0	691	0.0%	0.7%	0.7%	0.8%
% of Patients satisfied with the dentistry they have received	0	0	N/A	93.6%	93.6%	93.5%
% of Patients satisfied with the time they had to wait for an appointment	0	0	N/A	88.5%	86.3%	87.4%

* This is based on patients treated on this contract for their most recent course of treatment.

Figures in italics indicate the base number of FP17s or Patient Questionnaire responses are less than 100. N/A is shown where the base number of responses is less than 10 during the period. % is calculated as Quantity/Base number*100

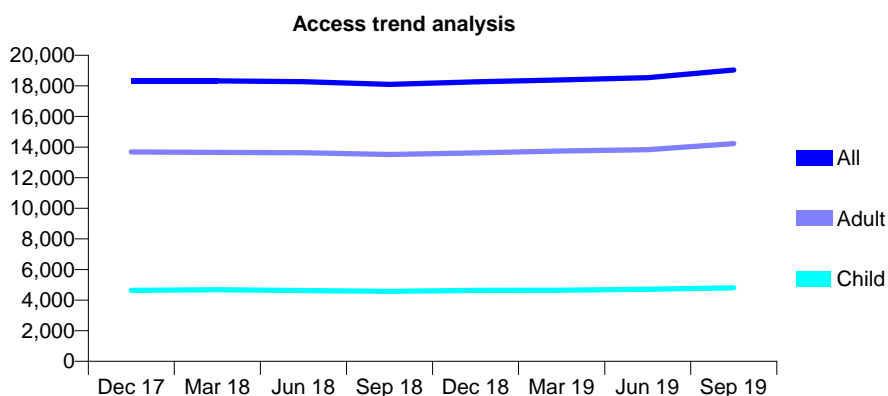
Q68 - Vital Signs At a Glance Contract Report for 108103/0001 - September 2019

Name or company name	Mr Barry Westwood and Mr William Westwo
Contract type name	GDS Contract
Purpose of contract	General
Contract start date	27/07/2011
Contract end date	

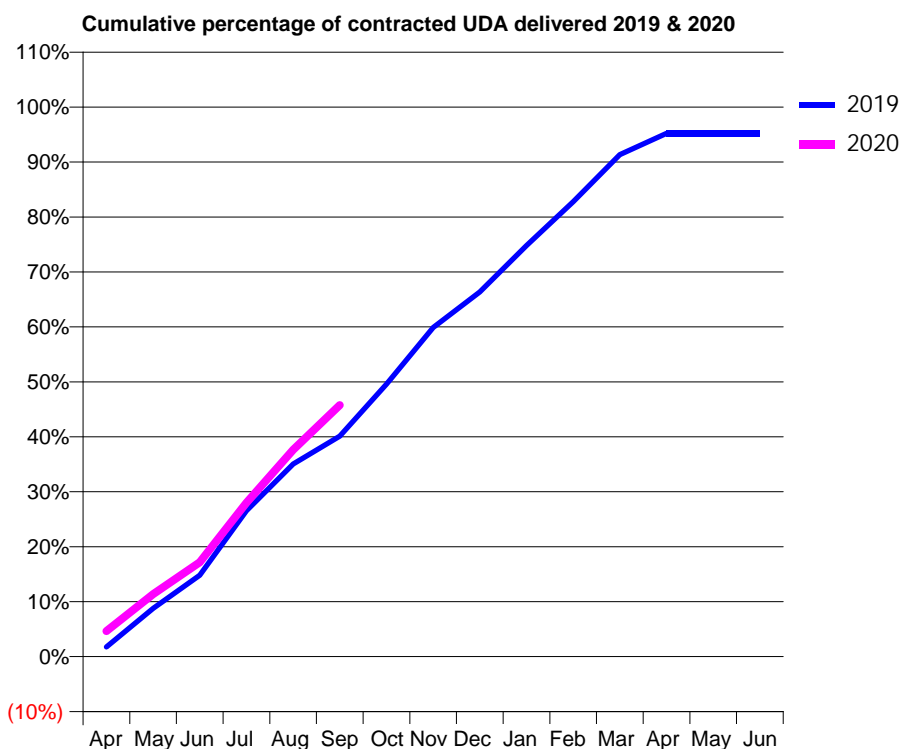
19/20 Contracted general activity (UDA)	48,198
Carry forward general activity (UDA)	0
19/20 Contracted orthodontic activity (UOA)	0
Carry forward orthodontic activity (UOA)	0
Baseline contract value	£1,208,464.25

ACCESS*

Patients seen in 24 months	Total	Change since previous quarter
Quarter ending September 2018	18,092	
Quarter ending December 2018	18,264	→
Quarter ending March 2019	18,393	→
Quarter ending June 2019	18,542	→
Quarter ending September 2019	19,037	↑
Variance since September 2018	5.2%	↑



ACTIVITY



Month	Adjusted Scheduled Activity (UDA)	
	2019	2020
April	846	2,235
May	4,234	5,476
June	7,144	8,275
July	12,801	13,498
August	16,892	18,152
September	19,338	22,062
October	23,902	
November	28,860	
December	31,980	
January	36,055	
February	39,906	
March	44,027	
April	45,888	
May	45,888	
June	45,886	

QUALITY

	Quantity	Base Number	Contract	AT	Region	England
% of FP17s for the same patient ID Re-attending within 3 months - Children	197	3,869	5.1%	9.2%	10.8%	11.5%
% of FP17s for the same patient ID Re-attending within 3 months - Adults	1,064	9,674	11.0%	14.8%	15.2%	15.4%
% of FP17s for the same patient ID Re-attending between 3 & 9 months - Children	2,521	3,869	65.2%	61.5%	62.2%	59.7%
% of FP17s for the same patient ID Re-attending between 3 & 9 months - Adults	4,722	9,674	48.8%	52.4%	52.9%	51.7%
% of FP17s for Band 1 Urgent Courses	770	12,481	6.2%	9.3%	9.7%	9.2%
% of FP17s Relating to Free Repair or Replacements	49	12,481	0.4%	0.5%	0.6%	0.7%
% of FP17s Relating to Continuations	57	12,481	0.5%	0.7%	0.7%	0.8%
% of Patients satisfied with the dentistry they have received	2	3	N/A	93.6%	93.6%	93.5%
% of Patients satisfied with the time they had to wait for an appointment	3	3	N/A	88.5%	86.3%	87.4%

* This is based on patients treated on this contract for their most recent course of treatment. Figures in italics indicate the base number of FP17s or Patient Questionnaire responses are less than 100. N/A is shown where the base number of responses is less than 10 during the period. % is calculated as Quantity/Base number*100

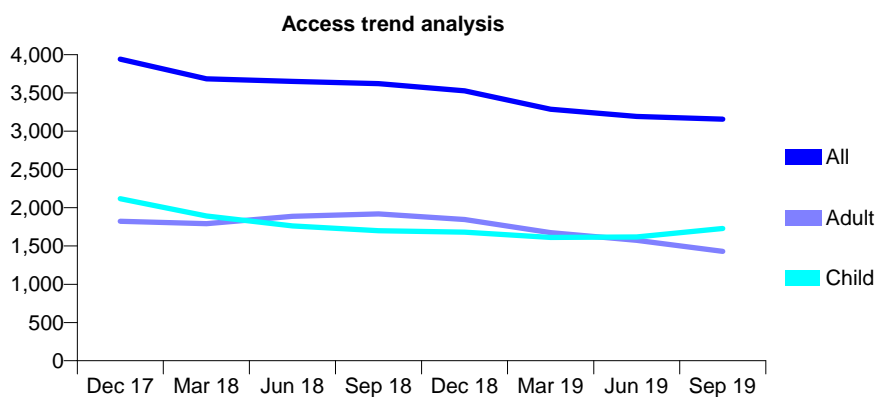
Q68 - Vital Signs At a Glance Contract Report for 108812/0001 - September 2019

Name or company name	St Faiths Clinic Limited
Contract type name	PDS Contract
Purpose of contract	General
Contract start date	01/08/2015
Contract end date	31/03/2021

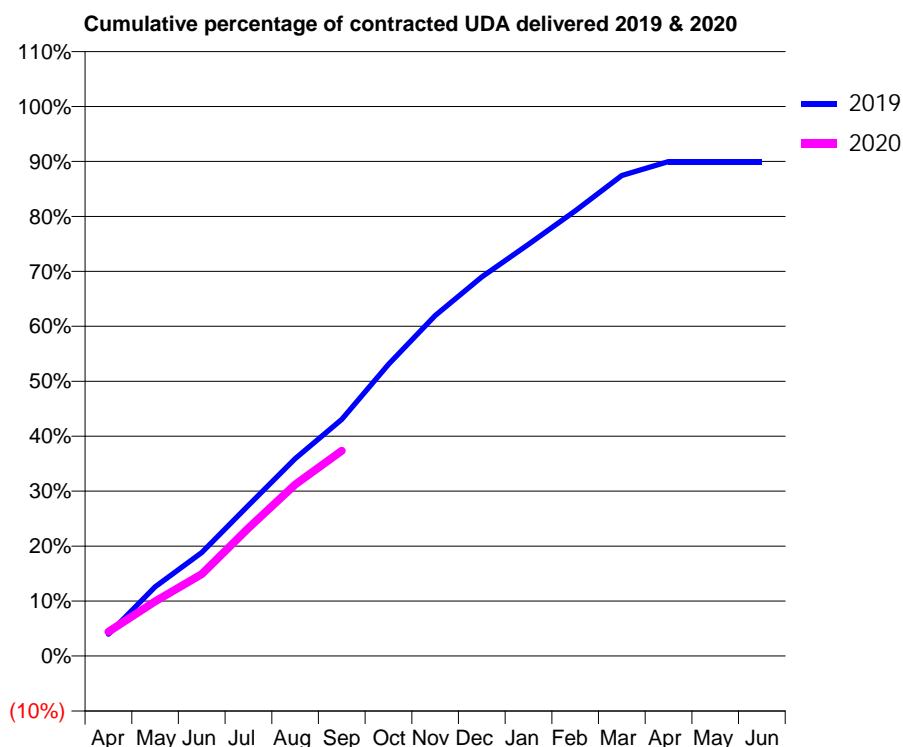
19/20 Contracted general activity (UDA)	12,626
Carry forward general activity (UDA)	0
19/20 Contracted orthodontic activity (UOA)	0
Carry forward orthodontic activity (UOA)	0
Baseline contract value	£666,364.36

ACCESS*

Patients seen in 24 months	Total	Change since previous quarter
Quarter ending September 2018	3,621	
Quarter ending December 2018	3,526	↓
Quarter ending March 2019	3,286	↓
Quarter ending June 2019	3,193	↓
Quarter ending September 2019	3,158	↓
Variance since September 2018	(12.8%)	↓



ACTIVITY



Month	Adjusted Scheduled Activity (UDA)	
	2019	2020
April	505	556
May	1,593	1,259
June	2,379	1,884
July	3,464	2,940
August	4,538	3,940
September	5,437	4,717
October	6,702	
November	7,824	
December	8,711	
January	9,461	
February	10,227	
March	11,042	
April	11,359	
May	11,359	
June	11,359	

QUALITY

	Quantity	Base Number	Contract	AT	Region	England
% of FP17s for the same patient ID Re-attending within 3 months - Children	5	1,215	0.4%	9.2%	10.8%	11.5%
% of FP17s for the same patient ID Re-attending within 3 months - Adults	3	492	0.6%	14.8%	15.2%	15.4%
% of FP17s for the same patient ID Re-attending between 3 & 9 months - Children	1	1,215	0.1%	61.5%	62.2%	59.7%
% of FP17s for the same patient ID Re-attending between 3 & 9 months - Adults	1	492	0.2%	52.4%	52.9%	51.7%
% of FP17s for Band 1 Urgent Courses	1	1,600	0.1%	9.3%	9.7%	9.2%
% of FP17s Relating to Free Repair or Replacements	0	1,600	0.0%	0.5%	0.6%	0.7%
% of FP17s Relating to Continuations	3	1,600	0.2%	0.7%	0.7%	0.8%
% of Patients satisfied with the dentistry they have received	0	0	N/A	93.6%	93.6%	93.5%
% of Patients satisfied with the time they had to wait for an appointment	0	0	N/A	88.5%	86.3%	87.4%

* This is based on patients treated on this contract for their most recent course of treatment. Figures in italics indicate the base number of FP17s or Patient Questionnaire responses are less than 100. N/A is shown where the base number of responses is less than 10 during the period. % is calculated as Quantity/Base number*100

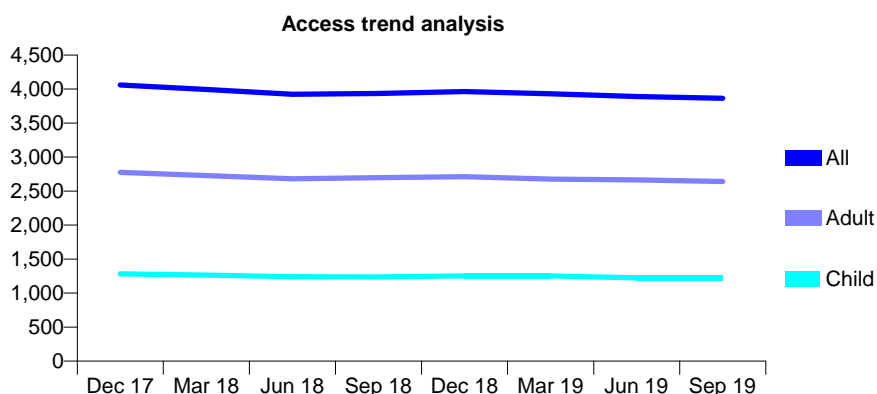
Q68 - Vital Signs At a Glance Contract Report for 111104/0001 - September 2019

Name or company name	Mr M Mousavi & Ms F Mirsiaghi
Contract type name	GDS Contract
Purpose of contract	General
Contract start date	01/12/2014
Contract end date	

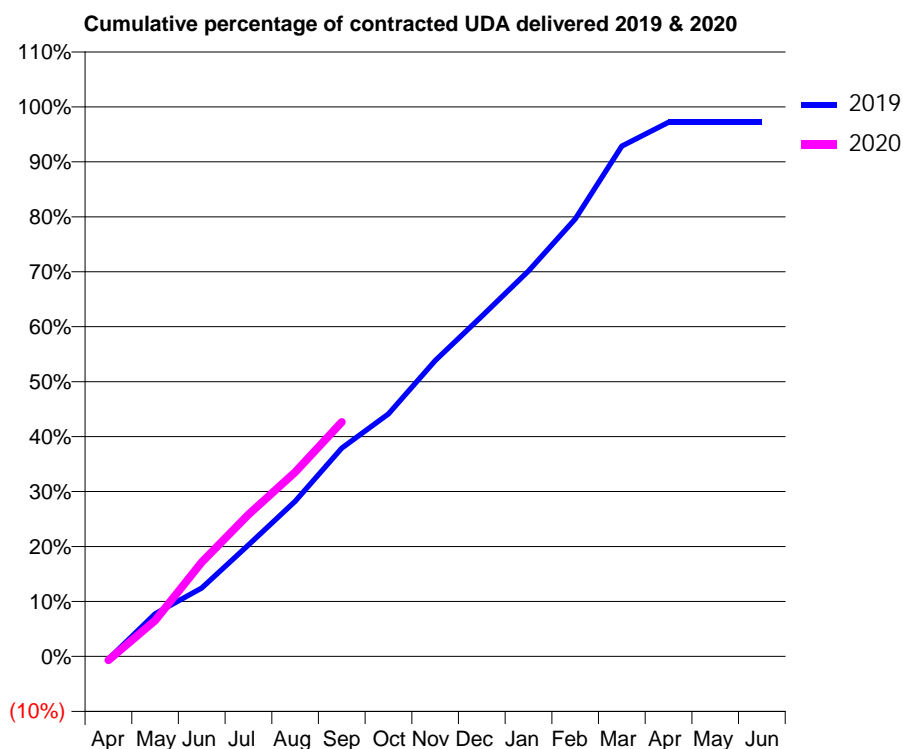
19/20 Contracted general activity (UDA)	12,310
Carry forward general activity (UDA)	345
19/20 Contracted orthodontic activity (UOA)	0
Carry forward orthodontic activity (UOA)	0
Baseline contract value	£362,885.51

ACCESS*

Patients seen in 24 months	Total	Change since previous quarter
Quarter ending September 2018	3,935	
Quarter ending December 2018	3,963	→
Quarter ending March 2019	3,931	→
Quarter ending June 2019	3,891	↓
Quarter ending September 2019	3,866	→
Variance since September 2018	(1.8%)	↓



ACTIVITY



Month	Adjusted Scheduled Activity (UDA)	
	2019	2020
April	-62	-86
May	955	806
June	1,533	2,111
July	2,499	3,180
August	3,476	4,129
September	4,665	5,251
October	5,432	
November	6,628	
December	7,620	
January	8,634	
February	9,800	
March	11,430	
April	11,966	
May	11,966	
June	11,965	

QUALITY

	Quantity	Base Number	Contract	AT	Region	England
% of FP17s for the same patient ID Re-attending within 3 months - Children	60	798	7.5%	9.2%	10.8%	11.5%
% of FP17s for the same patient ID Re-attending within 3 months - Adults	202	1,446	14.0%	14.8%	15.2%	15.4%
% of FP17s for the same patient ID Re-attending between 3 & 9 months - Children	432	798	54.1%	61.5%	62.2%	59.7%
% of FP17s for the same patient ID Re-attending between 3 & 9 months - Adults	565	1,446	39.1%	52.4%	52.9%	51.7%
% of FP17s for Band 1 Urgent Courses	225	2,055	10.9%	9.3%	9.7%	9.2%
% of FP17s Relating to Free Repair or Replacements	23	2,055	1.1%	0.5%	0.6%	0.7%
% of FP17s Relating to Continuations	23	2,055	1.1%	0.7%	0.7%	0.8%
% of Patients satisfied with the dentistry they have received	2	2	N/A	93.6%	93.6%	93.5%
% of Patients satisfied with the time they had to wait for an appointment	2	2	N/A	88.5%	86.3%	87.4%

* This is based on patients treated on this contract for their most recent course of treatment. Figures in italics indicate the base number of FP17s or Patient Questionnaire responses are less than 100. N/A is shown where the base number of responses is less than 10 during the period. % is calculated as Quantity/Base number*100

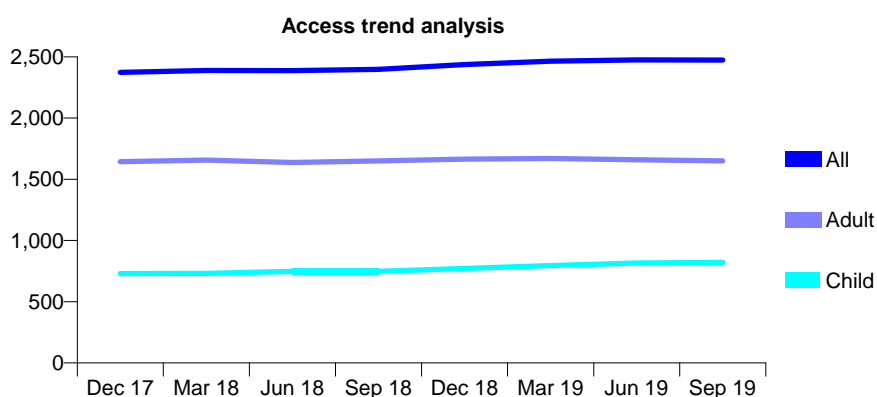
Q68 - Vital Signs At a Glance Contract Report for 111740/0001 - September 2019

Name or company name	Mr Mayuran Senthilnathan & Mr Amit Dodia
Contract type name	GDS Contract
Purpose of contract	General
Contract start date	06/06/2010
Contract end date	

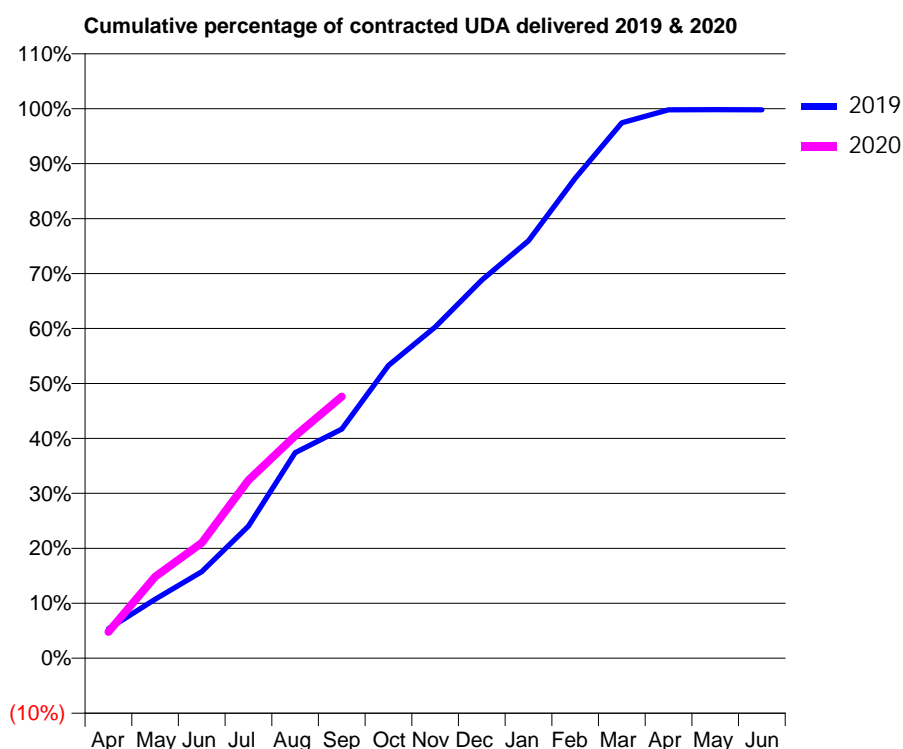
19/20 Contracted general activity (UDA)	7,827
Carry forward general activity (UDA)	15
19/20 Contracted orthodontic activity (UOA)	0
Carry forward orthodontic activity (UOA)	0
Baseline contract value	£180,062.12

ACCESS*

Patients seen in 24 months	Total	Change since previous quarter
Quarter ending September 2018	2,398	
Quarter ending December 2018	2,437	→
Quarter ending March 2019	2,465	→
Quarter ending June 2019	2,476	→
Quarter ending September 2019	2,473	→
Variance since September 2018	3.1%	↑



ACTIVITY



Month	2019	2020
April	418	374
May	841	1,162
June	1,231	1,642
July	1,882	2,536
August	2,928	3,167
September	3,263	3,725
October	4,170	
November	4,717	
December	5,386	
January	5,946	
February	6,836	
March	7,624	
April	7,809	
May	7,812	
June	7,811	

QUALITY

	Quantity	Base Number	Contract	AT	Region	England
% of FP17s for the same patient ID Re-attending within 3 months - Children	83	687	12.1%	9.2%	10.8%	11.5%
% of FP17s for the same patient ID Re-attending within 3 months - Adults	177	1,158	15.3%	14.8%	15.2%	15.4%
% of FP17s for the same patient ID Re-attending between 3 & 9 months - Children	419	687	61.0%	61.5%	62.2%	59.7%
% of FP17s for the same patient ID Re-attending between 3 & 9 months - Adults	683	1,158	59.0%	52.4%	52.9%	51.7%
% of FP17s for Band 1 Urgent Courses	112	1,733	6.5%	9.3%	9.7%	9.2%
% of FP17s Relating to Free Repair or Replacements	30	1,733	1.7%	0.5%	0.6%	0.7%
% of FP17s Relating to Continuations	3	1,733	0.2%	0.7%	0.7%	0.8%
% of Patients satisfied with the dentistry they have received	0	0	N/A	93.6%	93.6%	93.5%
% of Patients satisfied with the time they had to wait for an appointment	0	0	N/A	88.5%	86.3%	87.4%

* This is based on patients treated on this contract for their most recent course of treatment.

Figures in italics indicate the base number of FP17s or Patient Questionnaire responses are less than 100. N/A is shown where the base number of responses is less than 10 during the period. % is calculated as Quantity/Base number*100

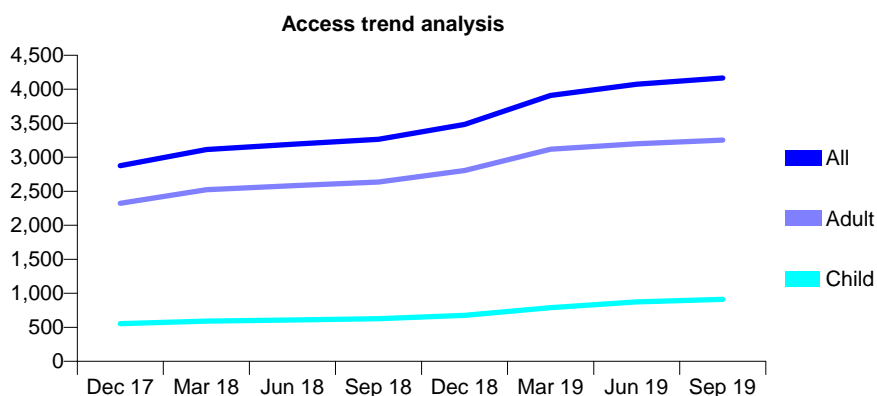
Q68 - Vital Signs At a Glance Contract Report for 113611/0001 - September 2019

Name or company name	North Chailey Dental Care
Contract type name	GDS Contract
Purpose of contract	General
Contract start date	13/11/2015
Contract end date	

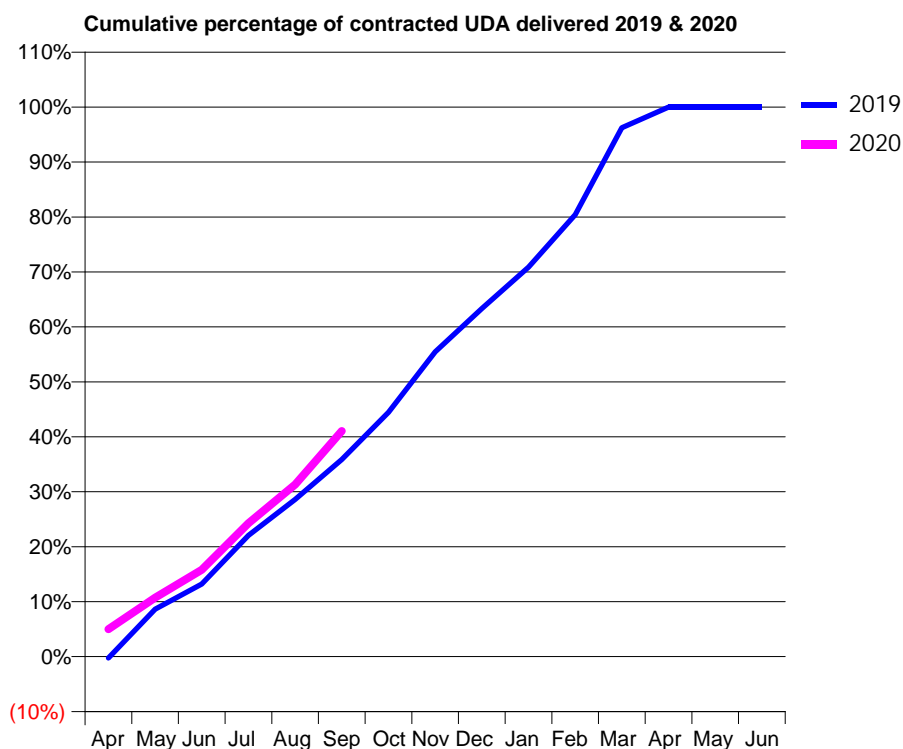
19/20 Contracted general activity (UDA)	12,000
Carry forward general activity (UDA)	2
19/20 Contracted orthodontic activity (UOA)	0
Carry forward orthodontic activity (UOA)	0
Baseline contract value	£315,283.28

ACCESS*

Patients seen in 24 months	Total	Change since previous quarter
Quarter ending September 2018	3,263	
Quarter ending December 2018	3,483	↑
Quarter ending March 2019	3,908	↑
Quarter ending June 2019	4,073	↑
Quarter ending September 2019	4,165	↑
Variance since September 2018	27.6%	↑



ACTIVITY



Month	Adjusted Scheduled Activity (UDA)	
	2019	2020
April	-32	599
May	1,036	1,288
June	1,586	1,898
July	2,650	2,914
August	3,434	3,759
September	4,303	4,926
October	5,333	
November	6,654	
December	7,598	
January	8,506	
February	9,649	
March	11,547	
April	11,998	
May	11,998	
June	11,998	

QUALITY

	Quantity	Base Number	Contract	AT	Region	England
% of FP17s for the same patient ID Re-attending within 3 months - Children	26	560	4.6%	9.2%	10.8%	11.5%
% of FP17s for the same patient ID Re-attending within 3 months - Adults	170	1,706	10.0%	14.8%	15.2%	15.4%
% of FP17s for the same patient ID Re-attending between 3 & 9 months - Children	237	560	42.3%	61.5%	62.2%	59.7%
% of FP17s for the same patient ID Re-attending between 3 & 9 months - Adults	829	1,706	48.6%	52.4%	52.9%	51.7%
% of FP17s for Band 1 Urgent Courses	222	2,085	10.6%	9.3%	9.7%	9.2%
% of FP17s Relating to Free Repair or Replacements	1	2,085	0.0%	0.5%	0.6%	0.7%
% of FP17s Relating to Continuations	20	2,085	1.0%	0.7%	0.7%	0.8%
% of Patients satisfied with the dentistry they have received	1	1	N/A	93.6%	93.6%	93.5%
% of Patients satisfied with the time they had to wait for an appointment	1	1	N/A	88.5%	86.3%	87.4%

* This is based on patients treated on this contract for their most recent course of treatment. Figures in italics indicate the base number of FP17s or Patient Questionnaire responses are less than 100. N/A is shown where the base number of responses is less than 10 during the period. % is calculated as Quantity/Base number*100

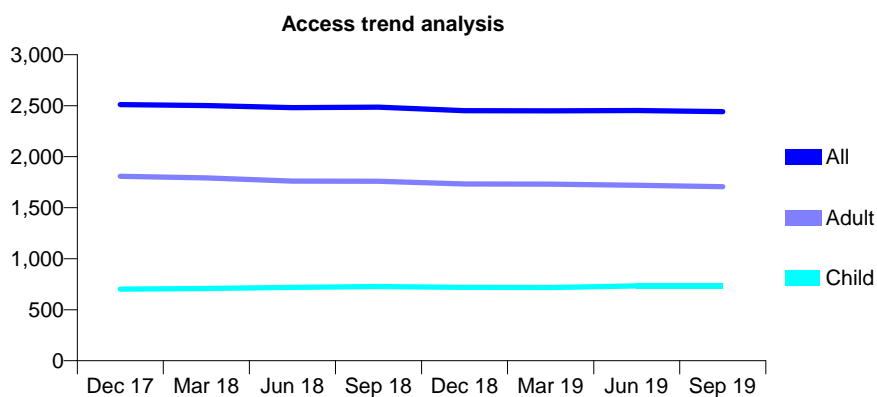
Q68 - Vital Signs At a Glance Contract Report for 114073/0001 - September 2019

Name or company name	Mr Mohammed Farmanand Miss Sarah Alia
Contract type name	GDS Contract
Purpose of contract	General
Contract start date	01/07/2014
Contract end date	

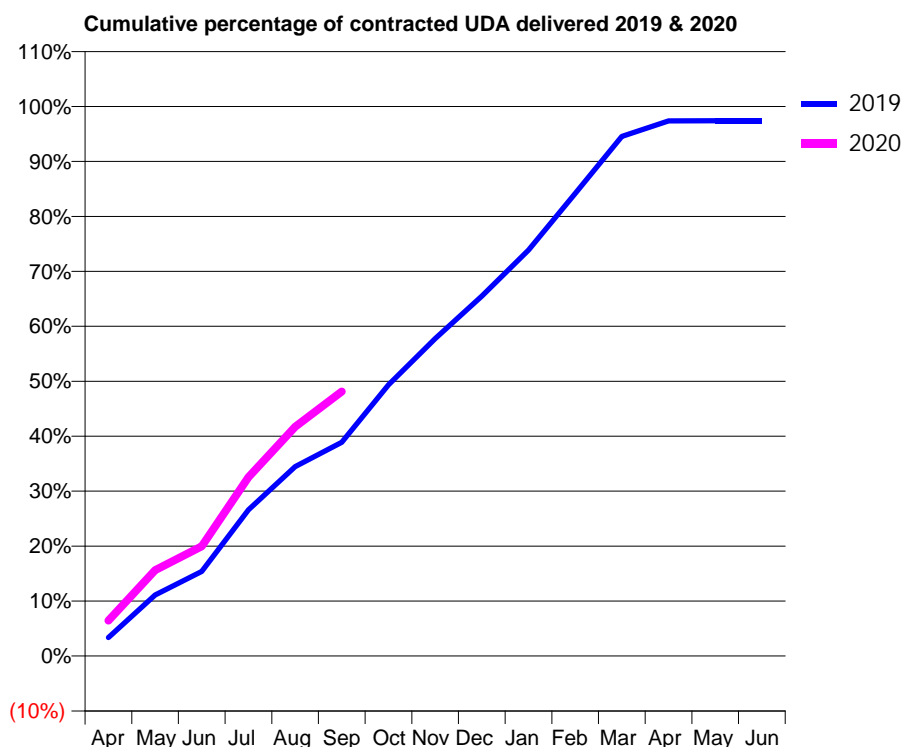
19/20 Contracted general activity (UDA)	7,501
Carry forward general activity (UDA)	-104
19/20 Contracted orthodontic activity (UOA)	0
Carry forward orthodontic activity (UOA)	0
Baseline contract value	£176,580.06

ACCESS*

Patients seen in 24 months	Total	Change since previous quarter
Quarter ending September 2018	2,486	
Quarter ending December 2018	2,452	↓
Quarter ending March 2019	2,449	→
Quarter ending June 2019	2,453	→
Quarter ending September 2019	2,441	→
Variance since September 2018	(1.8%)	↓



ACTIVITY



Month	Adjusted Scheduled Activity (UDA)	
	2019	2020
April	252	482
May	833	1,173
June	1,156	1,497
July	1,995	2,441
August	2,586	3,129
September	2,917	3,610
October	3,702	
November	4,333	
December	4,913	
January	5,541	
February	6,313	
March	7,092	
April	7,303	
May	7,305	
June	7,305	

QUALITY

	Quantity	Base Number	Contract	AT	Region	England
% of FP17s for the same patient ID Re-attending within 3 months - Children	15	454	3.3%	9.2%	10.8%	11.5%
% of FP17s for the same patient ID Re-attending within 3 months - Adults	124	1,025	12.1%	14.8%	15.2%	15.4%
% of FP17s for the same patient ID Re-attending between 3 & 9 months - Children	189	454	41.6%	61.5%	62.2%	59.7%
% of FP17s for the same patient ID Re-attending between 3 & 9 months - Adults	482	1,025	47.0%	52.4%	52.9%	51.7%
% of FP17s for Band 1 Urgent Courses	127	1,395	9.1%	9.3%	9.7%	9.2%
% of FP17s Relating to Free Repair or Replacements	6	1,395	0.4%	0.5%	0.6%	0.7%
% of FP17s Relating to Continuations	17	1,395	1.2%	0.7%	0.7%	0.8%
% of Patients satisfied with the dentistry they have received	1	1	N/A	93.6%	93.6%	93.5%
% of Patients satisfied with the time they had to wait for an appointment	1	1	N/A	88.5%	86.3%	87.4%

* This is based on patients treated on this contract for their most recent course of treatment. Figures in italics indicate the base number of FP17s or Patient Questionnaire responses are less than 100. N/A is shown where the base number of responses is less than 10 during the period. % is calculated as Quantity/Base number*100

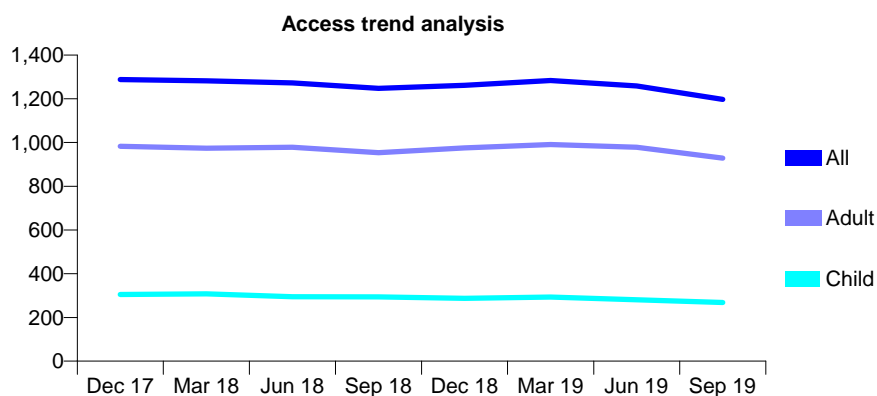
Q68 - Vital Signs At a Glance Contract Report for 115673/0001 - September 2019

Name or company name	Rye Dental Surgery Partnership
Contract type name	GDS Contract
Purpose of contract	General
Contract start date	13/09/2014
Contract end date	

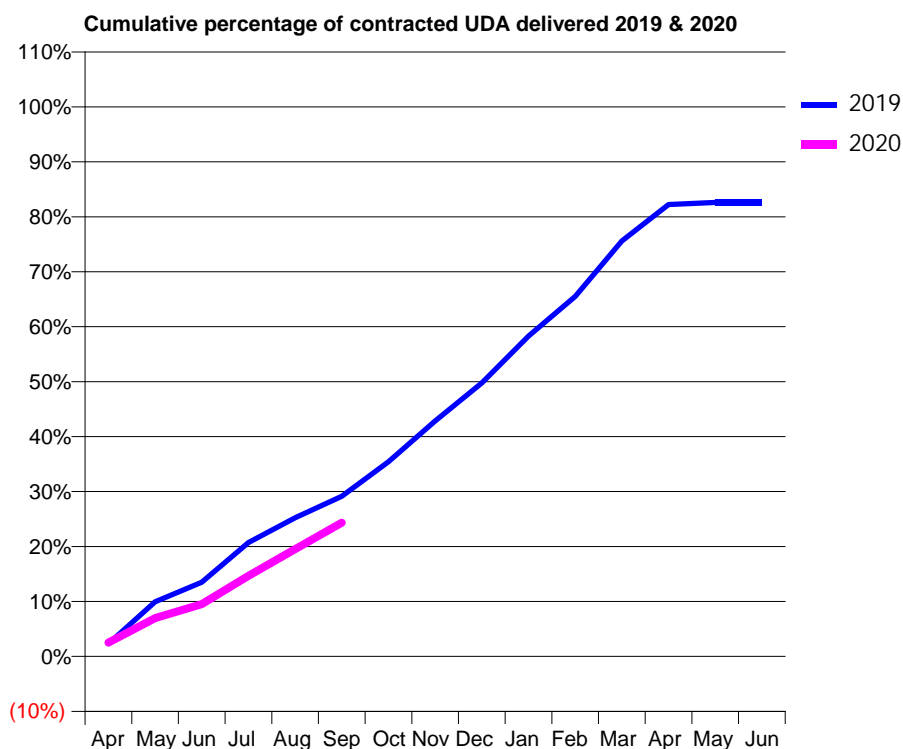
19/20 Contracted general activity (UDA)	5,000
Carry forward general activity (UDA)	0
19/20 Contracted orthodontic activity (UOA)	0
Carry forward orthodontic activity (UOA)	0
Baseline contract value	£122,610.15

ACCESS*

Patients seen in 24 months	Total	Change since previous quarter
Quarter ending September 2018	1,248	
Quarter ending December 2018	1,262	→
Quarter ending March 2019	1,284	→
Quarter ending June 2019	1,259	↓
Quarter ending September 2019	1,197	↓
Variance since September 2018	(4.1%)	↓



ACTIVITY



Month	2019	2020
April	116	127
May	498	349
June	675	476
July	1,037	733
August	1,261	976
September	1,457	1,216
October	1,771	
November	2,143	
December	2,488	
January	2,915	
February	3,276	
March	3,779	
April	4,111	
May	4,129	
June	4,129	

QUALITY

	Quantity	Base Number	Contract	AT	Region	England
% of FP17s for the same patient ID Re-attending within 3 months - Children	8	129	6.2%	9.2%	10.8%	11.5%
% of FP17s for the same patient ID Re-attending within 3 months - Adults	65	450	14.4%	14.8%	15.2%	15.4%
% of FP17s for the same patient ID Re-attending between 3 & 9 months - Children	56	129	43.4%	61.5%	62.2%	59.7%
% of FP17s for the same patient ID Re-attending between 3 & 9 months - Adults	211	450	46.9%	52.4%	52.9%	51.7%
% of FP17s for Band 1 Urgent Courses	29	481	6.0%	9.3%	9.7%	9.2%
% of FP17s Relating to Free Repair or Replacements	0	481	0.0%	0.5%	0.6%	0.7%
% of FP17s Relating to Continuations	15	481	3.1%	0.7%	0.7%	0.8%
% of Patients satisfied with the dentistry they have received	1	1	N/A	93.6%	93.6%	93.5%
% of Patients satisfied with the time they had to wait for an appointment	1	1	N/A	88.5%	86.3%	87.4%

* This is based on patients treated on this contract for their most recent course of treatment. Figures in italics indicate the base number of FP17s or Patient Questionnaire responses are less than 100. N/A is shown where the base number of responses is less than 10 during the period. % is calculated as Quantity/Base number*100

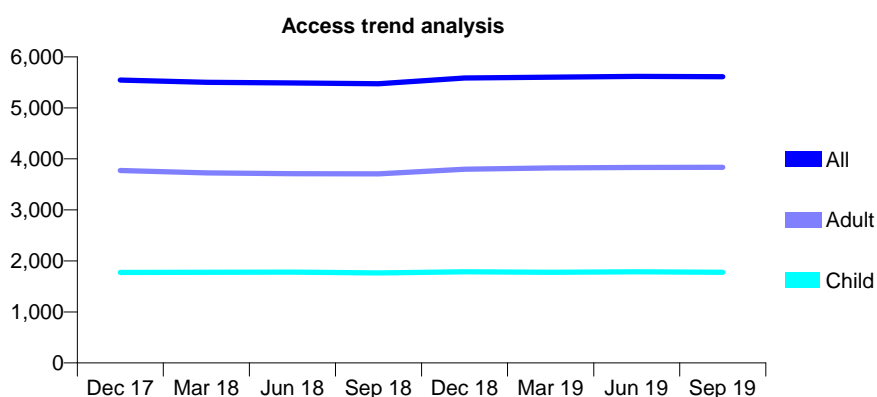
Q68 - Vital Signs At a Glance Contract Report for 116513/0001 - September 2019

Name or company name	Fairfield Dental Surgery Limited
Contract type name	GDS Contract
Purpose of contract	General
Contract start date	01/05/2007
Contract end date	

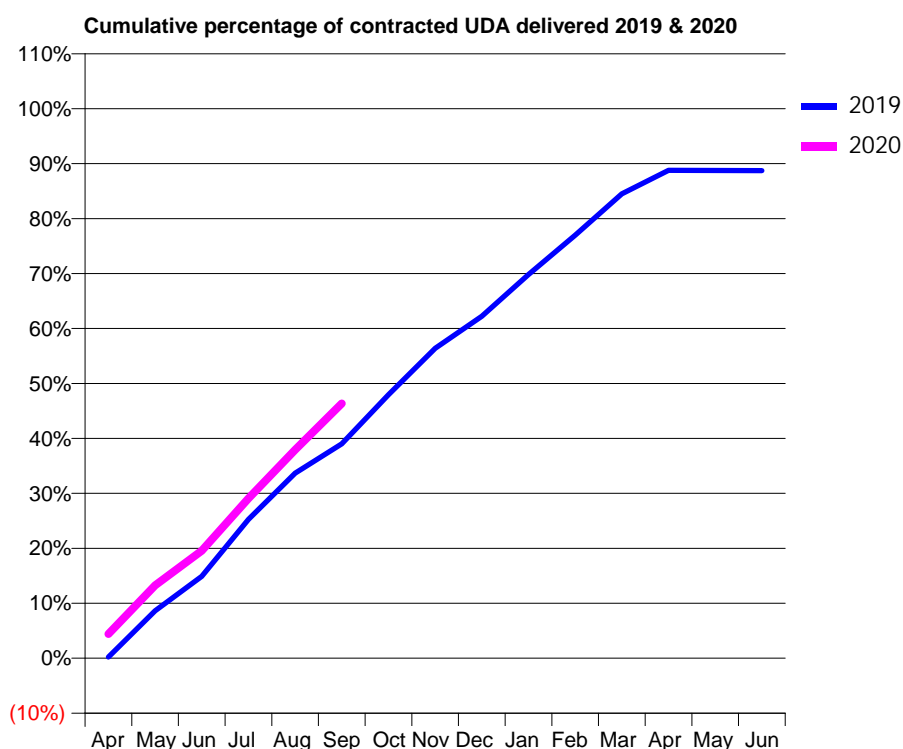
19/20 Contracted general activity (UDA)	12,859
Carry forward general activity (UDA)	0
19/20 Contracted orthodontic activity (UOA)	0
Carry forward orthodontic activity (UOA)	0
Baseline contract value	£296,913.13

ACCESS*

Patients seen in 24 months	Total	Change since previous quarter
Quarter ending September 2018	5,474	
Quarter ending December 2018	5,586	↑
Quarter ending March 2019	5,601	→
Quarter ending June 2019	5,618	→
Quarter ending September 2019	5,613	→
Variance since September 2018	2.5%	↑



ACTIVITY



Month	2019	2020
April	29	568
May	1,109	1,705
June	1,913	2,513
July	3,251	3,740
August	4,333	4,880
September	5,015	5,961
October	6,166	
November	7,254	
December	8,001	
January	8,980	
February	9,901	
March	10,863	
April	11,415	
May	11,412	
June	11,410	

QUALITY

	Quantity	Base Number	Contract	AT	Region	England
% of FP17s for the same patient ID Re-attending within 3 months - Children	89	1,484	6.0%	9.2%	10.8%	11.5%
% of FP17s for the same patient ID Re-attending within 3 months - Adults	182	2,540	7.2%	14.8%	15.2%	15.4%
% of FP17s for the same patient ID Re-attending between 3 & 9 months - Children	990	1,484	66.7%	61.5%	62.2%	59.7%
% of FP17s for the same patient ID Re-attending between 3 & 9 months - Adults	1,529	2,540	60.2%	52.4%	52.9%	51.7%
% of FP17s for Band 1 Urgent Courses	201	3,768	5.3%	9.3%	9.7%	9.2%
% of FP17s Relating to Free Repair or Replacements	0	3,768	0.0%	0.5%	0.6%	0.7%
% of FP17s Relating to Continuations	20	3,768	0.5%	0.7%	0.7%	0.8%
% of Patients satisfied with the dentistry they have received	1	1	N/A	93.6%	93.6%	93.5%
% of Patients satisfied with the time they had to wait for an appointment	1	1	N/A	88.5%	86.3%	87.4%

* This is based on patients treated on this contract for their most recent course of treatment.

Figures in italics indicate the base number of FP17s or Patient Questionnaire responses are less than 100. N/A is shown where the base number of responses is less than 10 during the period. % is calculated as Quantity/Base number*100

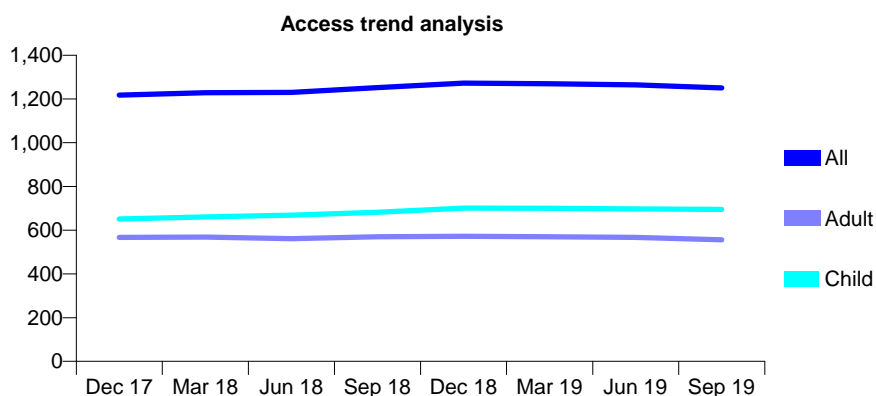
Q68 - Vital Signs At a Glance Contract Report for 116513/0003 - September 2019

Name or company name	Fairfield Dental Surgery Limited
Contract type name	GDS Contract
Purpose of contract	General
Contract start date	01/08/2011
Contract end date	

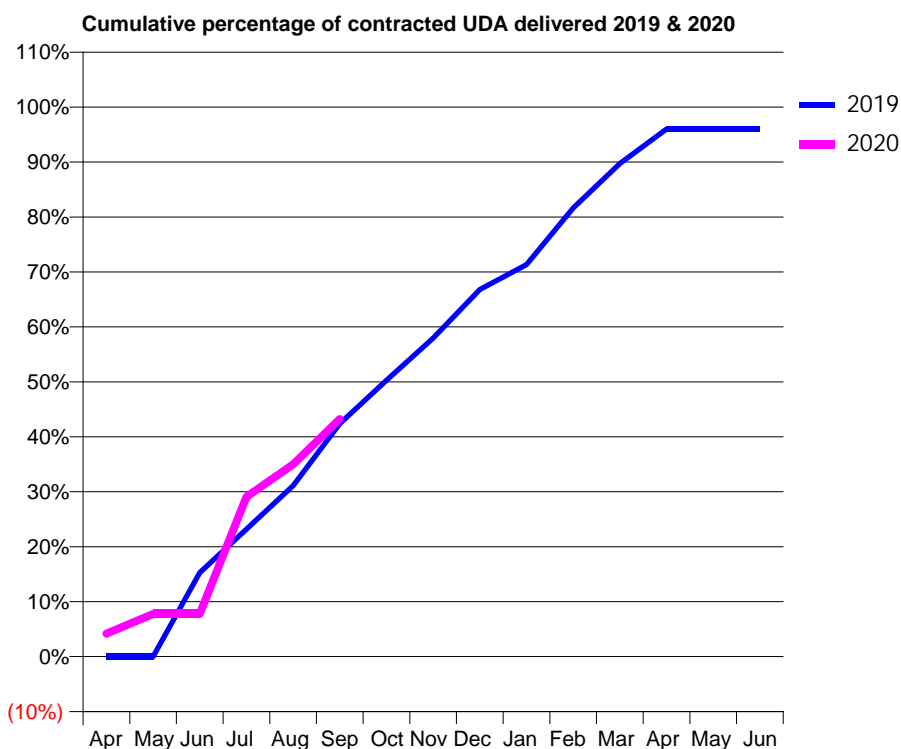
19/20 Contracted general activity (UDA)	3,500
Carry forward general activity (UDA)	0
19/20 Contracted orthodontic activity (UOA)	0
Carry forward orthodontic activity (UOA)	0
Baseline contract value	£80,462.92

ACCESS*

Patients seen in 24 months	Total	Change since previous quarter
Quarter ending September 2018	1,252	
Quarter ending December 2018	1,273	→
Quarter ending March 2019	1,270	→
Quarter ending June 2019	1,264	→
Quarter ending September 2019	1,251	↓
Variance since September 2018	(0.1%)	→



ACTIVITY



Month	Adjusted Scheduled Activity (UDA)	
	2019	2020
April	0	146
May	0	272
June	534	272
July	812	1,018
August	1,089	1,225
September	1,483	1,513
October	1,760	
November	2,029	
December	2,338	
January	2,496	
February	2,857	
March	3,140	
April	3,359	
May	3,359	
June	3,359	

QUALITY

	Quantity	Base Number	Contract	AT	Region	England
% of FP17s for the same patient ID Re-attending within 3 months - Children	54	640	8.4%	9.2%	10.8%	11.5%
% of FP17s for the same patient ID Re-attending within 3 months - Adults	47	432	10.9%	14.8%	15.2%	15.4%
% of FP17s for the same patient ID Re-attending between 3 & 9 months - Children	437	640	68.3%	61.5%	62.2%	59.7%
% of FP17s for the same patient ID Re-attending between 3 & 9 months - Adults	307	432	71.1%	52.4%	52.9%	51.7%
% of FP17s for Band 1 Urgent Courses	47	956	4.9%	9.3%	9.7%	9.2%
% of FP17s Relating to Free Repair or Replacements	4	956	0.4%	0.5%	0.6%	0.7%
% of FP17s Relating to Continuations	0	956	0.0%	0.7%	0.7%	0.8%
% of Patients satisfied with the dentistry they have received	0	0	N/A	93.6%	93.6%	93.5%
% of Patients satisfied with the time they had to wait for an appointment	0	0	N/A	88.5%	86.3%	87.4%

* This is based on patients treated on this contract for their most recent course of treatment. Figures in italics indicate the base number of FP17s or Patient Questionnaire responses are less than 100. N/A is shown where the base number of responses is less than 10 during the period. % is calculated as Quantity/Base number*100

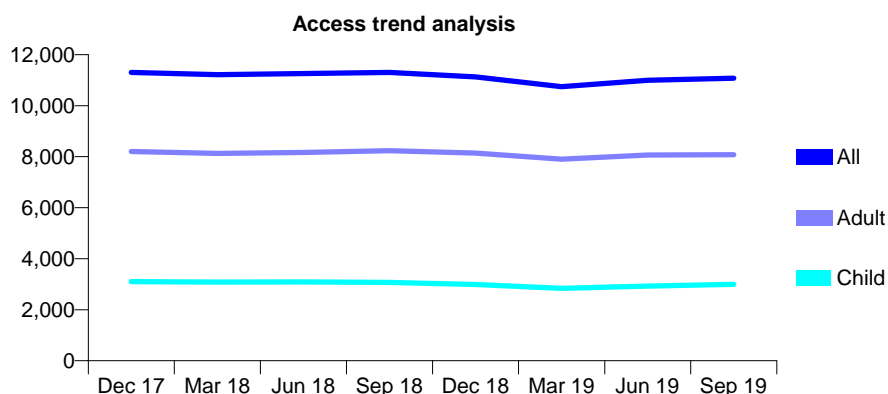
Q68 - Vital Signs At a Glance Contract Report for 117013/0001 - September 2019

Name or company name	Family Dental Centre Limited
Contract type name	GDS Contract
Purpose of contract	General
Contract start date	01/04/2010
Contract end date	

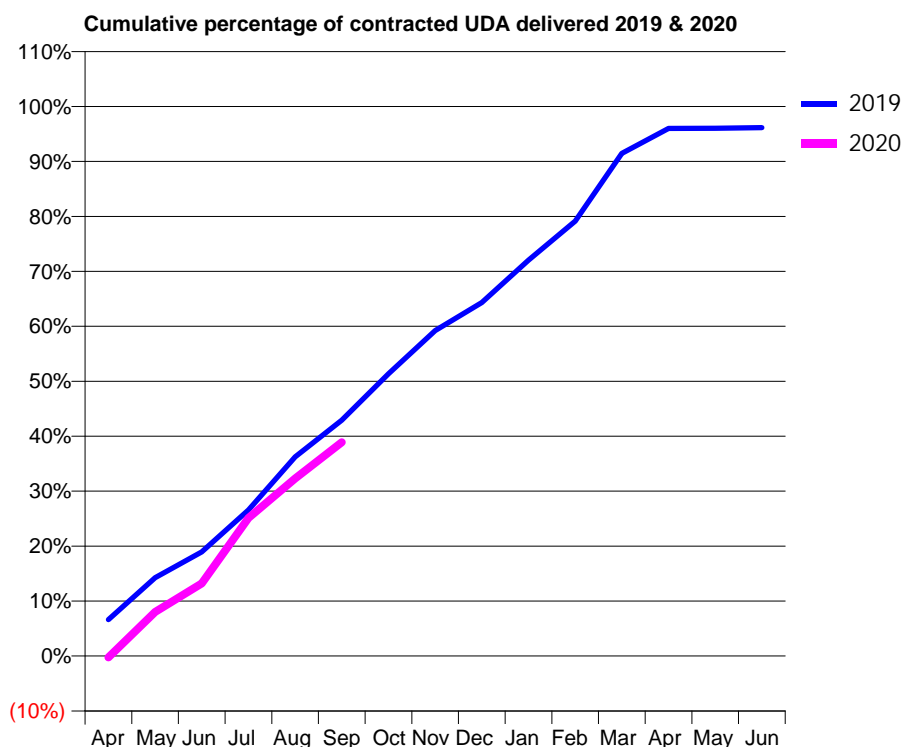
19/20 Contracted general activity (UDA)	41,003
Carry forward general activity (UDA)	1,573
19/20 Contracted orthodontic activity (UOA)	0
Carry forward orthodontic activity (UOA)	0
Baseline contract value	£1,554,813.66

ACCESS*

Patients seen in 24 months	Total	Change since previous quarter
Quarter ending September 2018	11,303	
Quarter ending December 2018	11,132	↓
Quarter ending March 2019	10,743	↓
Quarter ending June 2019	10,991	↑
Quarter ending September 2019	11,076	→
Variance since September 2018	(2.0%)	↓



ACTIVITY



Month	Adjusted Scheduled Activity (UDA)	
	2019	2020
April	2,716	-100
May	5,841	3,290
June	7,767	5,416
July	10,896	10,301
August	14,863	13,251
September	17,594	15,949
October	21,058	
November	24,281	
December	26,368	
January	29,535	
February	32,450	
March	37,494	
April	39,368	
May	39,376	
June	39,429	

QUALITY

	Quantity	Base Number	Contract	AT	Region	England
% of FP17s for the same patient ID Re-attending within 3 months - Children	145	2,449	5.9%	9.2%	10.8%	11.5%
% of FP17s for the same patient ID Re-attending within 3 months - Adults	766	6,063	12.6%	14.8%	15.2%	15.4%
% of FP17s for the same patient ID Re-attending between 3 & 9 months - Children	1,318	2,449	53.8%	61.5%	62.2%	59.7%
% of FP17s for the same patient ID Re-attending between 3 & 9 months - Adults	3,042	6,063	50.2%	52.4%	52.9%	51.7%
% of FP17s for Band 1 Urgent Courses	725	7,432	9.8%	9.3%	9.7%	9.2%
% of FP17s Relating to Free Repair or Replacements	23	7,432	0.3%	0.5%	0.6%	0.7%
% of FP17s Relating to Continuations	32	7,432	0.4%	0.7%	0.7%	0.8%
% of Patients satisfied with the dentistry they have received	1	1	N/A	93.6%	93.6%	93.5%
% of Patients satisfied with the time they had to wait for an appointment	1	1	N/A	88.5%	86.3%	87.4%

* This is based on patients treated on this contract for their most recent course of treatment. Figures in italics indicate the base number of FP17s or Patient Questionnaire responses are less than 100. N/A is shown where the base number of responses is less than 10 during the period. % is calculated as Quantity/Base number*100

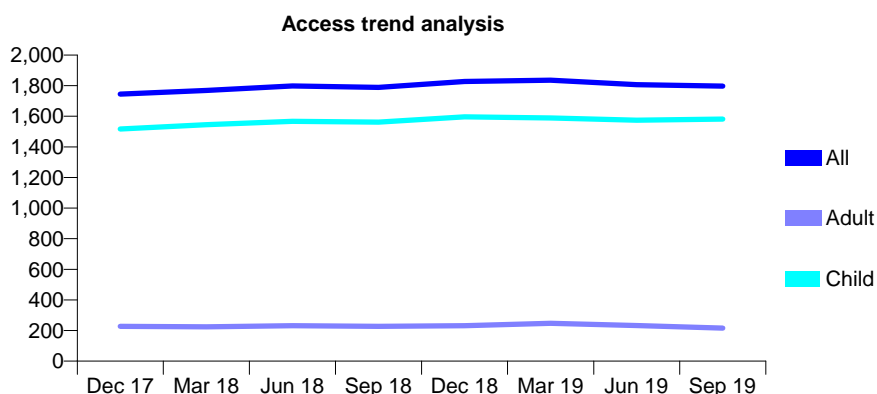
Q68 - Vital Signs At a Glance Contract Report for 117188/0001 - September 2019

Name or company name	Mr Andrew Kenneth Pritchard and Mrs Cath
Contract type name	GDS Contract
Purpose of contract	General
Contract start date	21/06/2014
Contract end date	

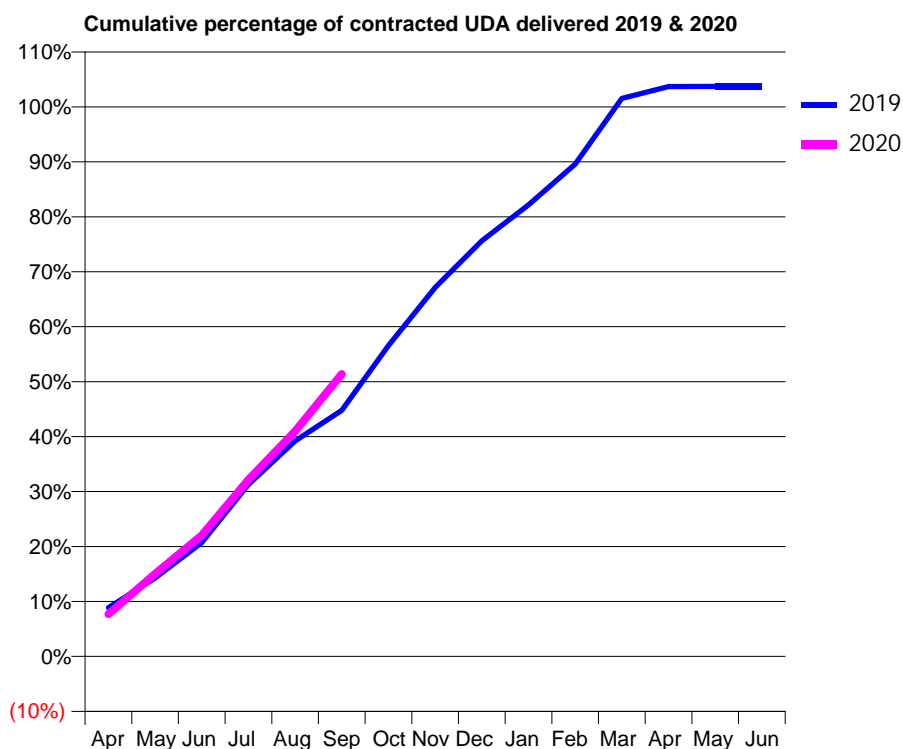
19/20 Contracted general activity (UDA)	3,424
Carry forward general activity (UDA)	0
19/20 Contracted orthodontic activity (UOA)	0
Carry forward orthodontic activity (UOA)	0
Baseline contract value	£78,753.20

ACCESS*

Patients seen in 24 months	Total	Change since previous quarter
Quarter ending September 2018	1,789	
Quarter ending December 2018	1,827	↑
Quarter ending March 2019	1,836	→
Quarter ending June 2019	1,807	↓
Quarter ending September 2019	1,797	→
Variance since September 2018	0.4%	→



ACTIVITY



Month	2019	2020
April	303	264
May	489	514
June	709	755
July	1,071	1,101
August	1,343	1,404
September	1,533	1,759
October	1,937	
November	2,299	
December	2,589	
January	2,813	
February	3,067	
March	3,477	
April	3,550	
May	3,551	
June	3,552	

QUALITY

	Quantity	Base Number	Contract	AT	Region	England
% of FP17s for the same patient ID Re-attending within 3 months - Children	158	1,379	11.5%	9.2%	10.8%	11.5%
% of FP17s for the same patient ID Re-attending within 3 months - Adults	4	74	5.4%	14.8%	15.2%	15.4%
% of FP17s for the same patient ID Re-attending between 3 & 9 months - Children	900	1,379	65.3%	61.5%	62.2%	59.7%
% of FP17s for the same patient ID Re-attending between 3 & 9 months - Adults	55	74	74.3%	52.4%	52.9%	51.7%
% of FP17s for Band 1 Urgent Courses	43	1,395	3.1%	9.3%	9.7%	9.2%
% of FP17s Relating to Free Repair or Replacements	0	1,395	0.0%	0.5%	0.6%	0.7%
% of FP17s Relating to Continuations	2	1,395	0.1%	0.7%	0.7%	0.8%
% of Patients satisfied with the dentistry they have received	0	0	N/A	93.6%	93.6%	93.5%
% of Patients satisfied with the time they had to wait for an appointment	0	0	N/A	88.5%	86.3%	87.4%

* This is based on patients treated on this contract for their most recent course of treatment. Figures in italics indicate the base number of FP17s or Patient Questionnaire responses are less than 100. N/A is shown where the base number of responses is less than 10 during the period. % is calculated as Quantity/Base number*100

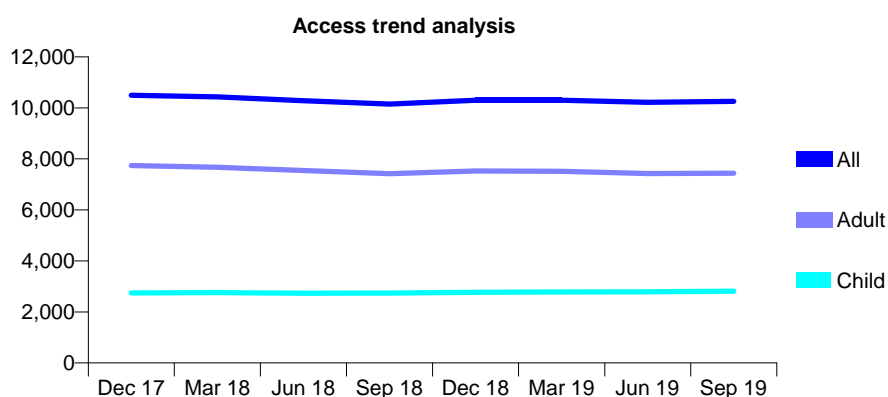
Q68 - Vital Signs At a Glance Contract Report for 117900/0002 - September 2019

Name or company name	Northdene Services Limited
Contract type name	GDS Contract
Purpose of contract	General
Contract start date	01/04/2007
Contract end date	

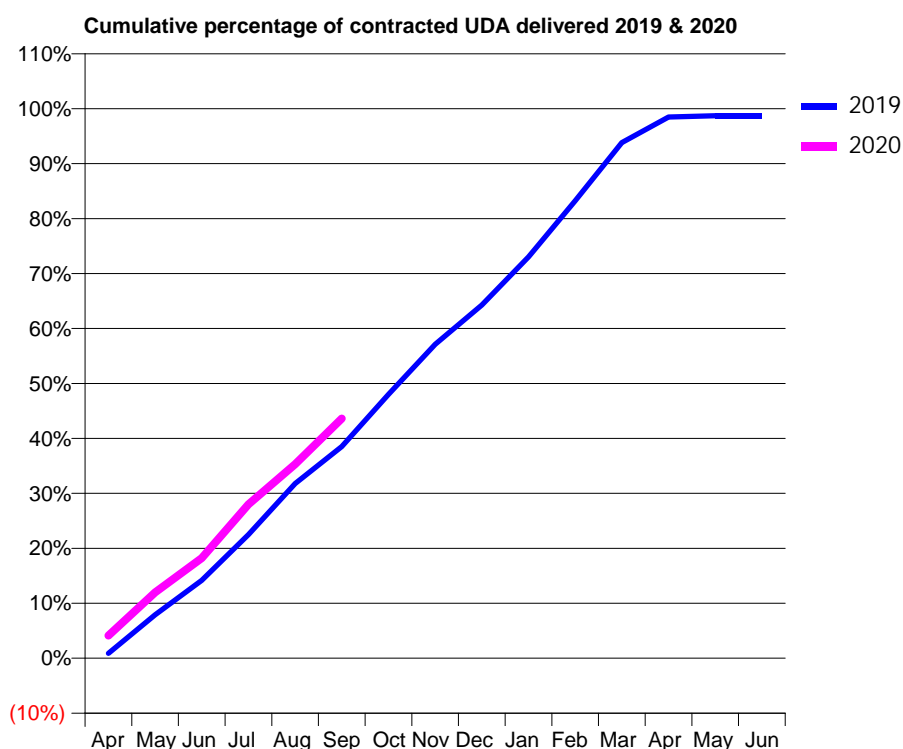
19/20 Contracted general activity (UDA)	28,218
Carry forward general activity (UDA)	365
19/20 Contracted orthodontic activity (UOA)	0
Carry forward orthodontic activity (UOA)	0
Baseline contract value	£775,996.25

ACCESS*

Patients seen in 24 months	Total	Change since previous quarter
Quarter ending September 2018	10,153	
Quarter ending December 2018	10,296	→
Quarter ending March 2019	10,298	→
Quarter ending June 2019	10,217	→
Quarter ending September 2019	10,257	→
Variance since September 2018	1.0%	→



ACTIVITY



Month	2019	2020
April	252	1,165
May	2,231	3,380
June	4,003	5,136
July	6,351	7,898
August	8,965	9,969
September	10,873	12,307
October	13,547	
November	16,124	
December	18,128	
January	20,605	
February	23,491	
March	26,475	
April	27,785	
May	27,850	
June	27,852	

QUALITY

	Quantity	Base Number	Contract	AT	Region	England
% of FP17s for the same patient ID Re-attending within 3 months - Children	133	2,145	6.2%	9.2%	10.8%	11.5%
% of FP17s for the same patient ID Re-attending within 3 months - Adults	554	4,583	12.1%	14.8%	15.2%	15.4%
% of FP17s for the same patient ID Re-attending between 3 & 9 months - Children	1,290	2,145	60.1%	61.5%	62.2%	59.7%
% of FP17s for the same patient ID Re-attending between 3 & 9 months - Adults	2,422	4,583	52.8%	52.4%	52.9%	51.7%
% of FP17s for Band 1 Urgent Courses	466	6,163	7.6%	9.3%	9.7%	9.2%
% of FP17s Relating to Free Repair or Replacements	25	6,163	0.4%	0.5%	0.6%	0.7%
% of FP17s Relating to Continuations	66	6,163	1.1%	0.7%	0.7%	0.8%
% of Patients satisfied with the dentistry they have received	6	7	N/A	93.6%	93.6%	93.5%
% of Patients satisfied with the time they had to wait for an appointment	7	7	N/A	88.5%	86.3%	87.4%

* This is based on patients treated on this contract for their most recent course of treatment. Figures in italics indicate the base number of FP17s or Patient Questionnaire responses are less than 100. N/A is shown where the base number of responses is less than 10 during the period. % is calculated as Quantity/Base number*100

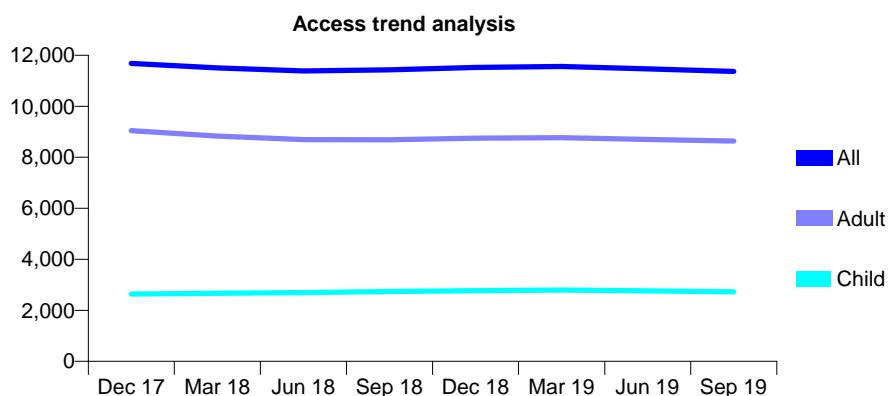
Q68 - Vital Signs At a Glance Contract Report for 117986/0001 - September 2019

Name or company name	Mr S Sachedina and Mr M O'Hara
Contract type name	GDS Contract
Purpose of contract	General
Contract start date	01/05/2015
Contract end date	

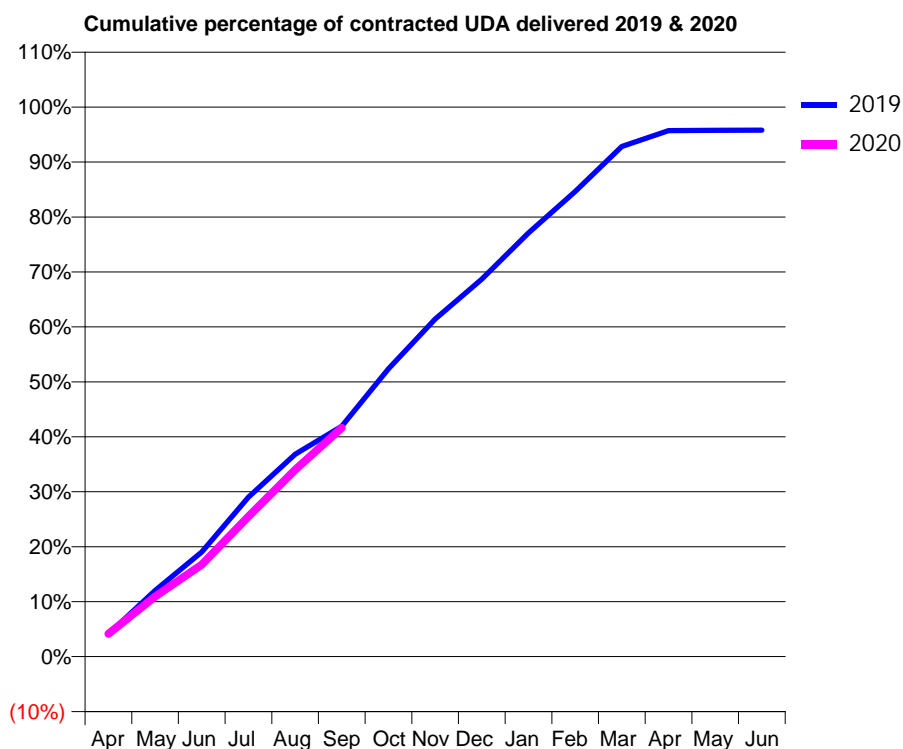
19/20 Contracted general activity (UDA)	29,663
Carry forward general activity (UDA)	0
19/20 Contracted orthodontic activity (UOA)	0
Carry forward orthodontic activity (UOA)	0
Baseline contract value	£759,015.35

ACCESS*

Patients seen in 24 months	Total	Change since previous quarter
Quarter ending September 2018	11,428	
Quarter ending December 2018	11,519	→
Quarter ending March 2019	11,561	→
Quarter ending June 2019	11,464	→
Quarter ending September 2019	11,363	→
Variance since September 2018	(0.6%)	→



ACTIVITY



Month	Adjusted Scheduled Activity (UDA)	
	2019	2020
April	1,227	1,231
May	3,573	3,240
June	5,644	4,961
July	8,613	7,564
August	10,922	10,087
September	12,434	12,349
October	15,534	
November	18,221	
December	20,377	
January	22,873	
February	25,103	
March	27,538	
April	28,394	
May	28,407	
June	28,417	

QUALITY

	Quantity	Base Number	Contract	AT	Region	England
% of FP17s for the same patient ID Re-attending within 3 months - Children	95	2,144	4.4%	9.2%	10.8%	11.5%
% of FP17s for the same patient ID Re-attending within 3 months - Adults	854	6,231	13.7%	14.8%	15.2%	15.4%
% of FP17s for the same patient ID Re-attending between 3 & 9 months - Children	1,484	2,144	69.2%	61.5%	62.2%	59.7%
% of FP17s for the same patient ID Re-attending between 3 & 9 months - Adults	3,593	6,231	57.7%	52.4%	52.9%	51.7%
% of FP17s for Band 1 Urgent Courses	836	7,830	10.7%	9.3%	9.7%	9.2%
% of FP17s Relating to Free Repair or Replacements	58	7,830	0.7%	0.5%	0.6%	0.7%
% of FP17s Relating to Continuations	39	7,830	0.5%	0.7%	0.7%	0.8%
% of Patients satisfied with the dentistry they have received	3	3	N/A	93.6%	93.6%	93.5%
% of Patients satisfied with the time they had to wait for an appointment	2	3	N/A	88.5%	86.3%	87.4%

* This is based on patients treated on this contract for their most recent course of treatment. Figures in italics indicate the base number of FP17s or Patient Questionnaire responses are less than 100. N/A is shown where the base number of responses is less than 10 during the period. % is calculated as Quantity/Base number*100

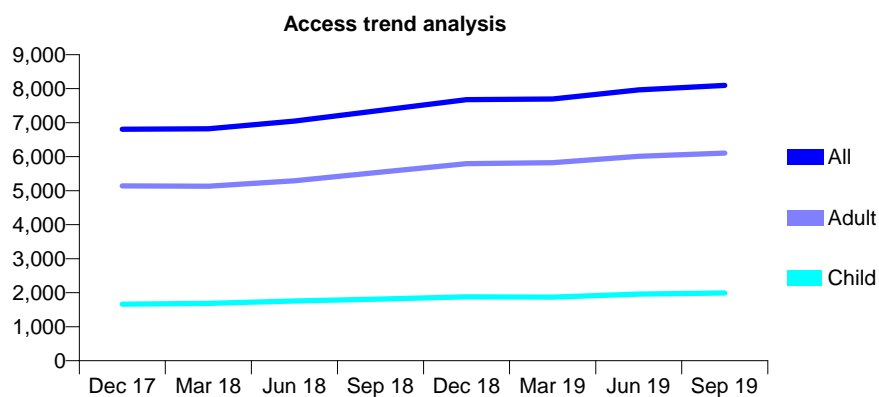
Q68 - Vital Signs At a Glance Contract Report for 119296/0001 - September 2019

Name or company name	Pearl Dental Studios Limited
Contract type name	GDS Contract
Purpose of contract	General
Contract start date	01/04/2011
Contract end date	

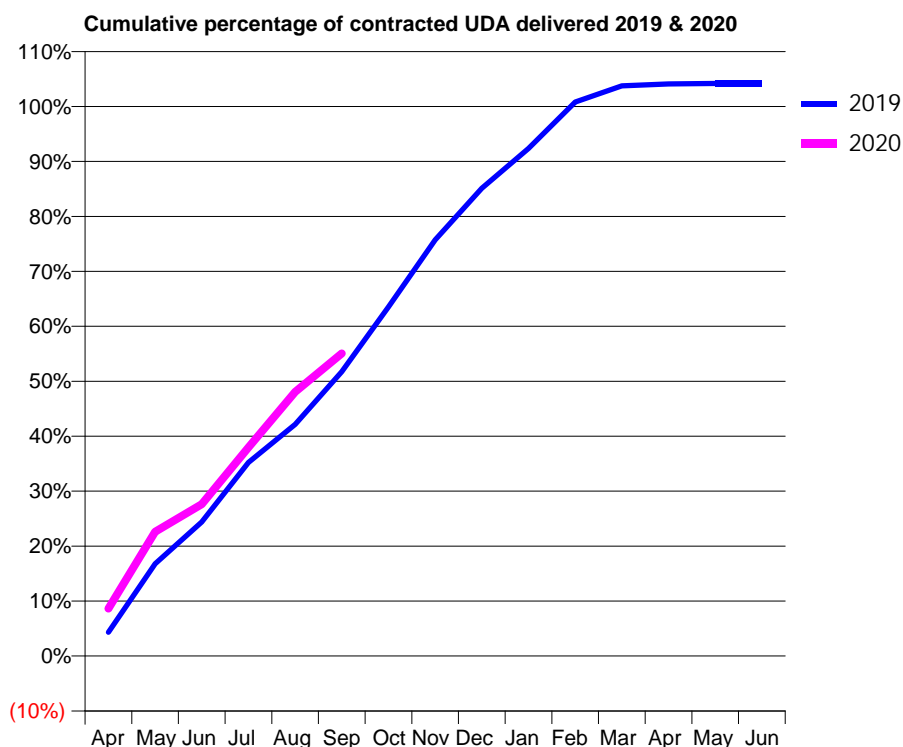
19/20 Contracted general activity (UDA)	19,000
Carry forward general activity (UDA)	0
19/20 Contracted orthodontic activity (UOA)	0
Carry forward orthodontic activity (UOA)	0
Baseline contract value	£536,844.86

ACCESS*

Patients seen in 24 months	Total	Change since previous quarter
Quarter ending September 2018	7,361	
Quarter ending December 2018	7,675	↑
Quarter ending March 2019	7,695	→
Quarter ending June 2019	7,965	↑
Quarter ending September 2019	8,095	→
Variance since September 2018	10.0%	↑



ACTIVITY



Month	Adjusted Scheduled Activity (UDA)	
	2019	2020
April	824	1,642
May	3,187	4,293
June	4,634	5,251
July	6,691	7,215
August	8,010	9,133
September	9,829	10,460
October	12,069	
November	14,390	
December	16,171	
January	17,551	
February	19,153	
March	19,714	
April	19,776	
May	19,797	
June	19,798	

QUALITY

	Quantity	Base Number	Contract	AT	Region	England
% of FP17s for the same patient ID Re-attending within 3 months - Children	69	1,640	4.2%	9.2%	10.8%	11.5%
% of FP17s for the same patient ID Re-attending within 3 months - Adults	644	4,753	13.5%	14.8%	15.2%	15.4%
% of FP17s for the same patient ID Re-attending between 3 & 9 months - Children	907	1,640	55.3%	61.5%	62.2%	59.7%
% of FP17s for the same patient ID Re-attending between 3 & 9 months - Adults	2,257	4,753	47.5%	52.4%	52.9%	51.7%
% of FP17s for Band 1 Urgent Courses	652	6,336	10.3%	9.3%	9.7%	9.2%
% of FP17s Relating to Free Repair or Replacements	21	6,336	0.3%	0.5%	0.6%	0.7%
% of FP17s Relating to Continuations	8	6,336	0.1%	0.7%	0.7%	0.8%
% of Patients satisfied with the dentistry they have received	4	4	N/A	93.6%	93.6%	93.5%
% of Patients satisfied with the time they had to wait for an appointment	3	4	N/A	88.5%	86.3%	87.4%

* This is based on patients treated on this contract for their most recent course of treatment. Figures in italics indicate the base number of FP17s or Patient Questionnaire responses are less than 100. N/A is shown where the base number of responses is less than 10 during the period. % is calculated as Quantity/Base number*100

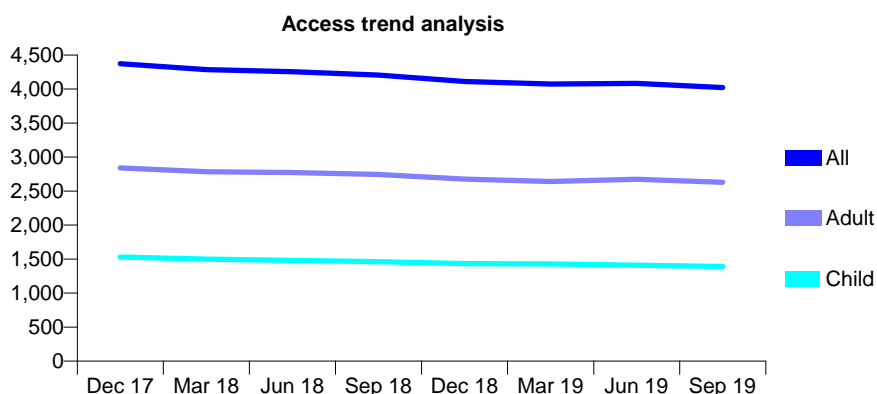
Q68 - Vital Signs At a Glance Contract Report for 120545/0001 - September 2019

Name or company name	Henfield Dental Surgery Partnership
Contract type name	GDS Contract
Purpose of contract	General
Contract start date	31/10/2015
Contract end date	

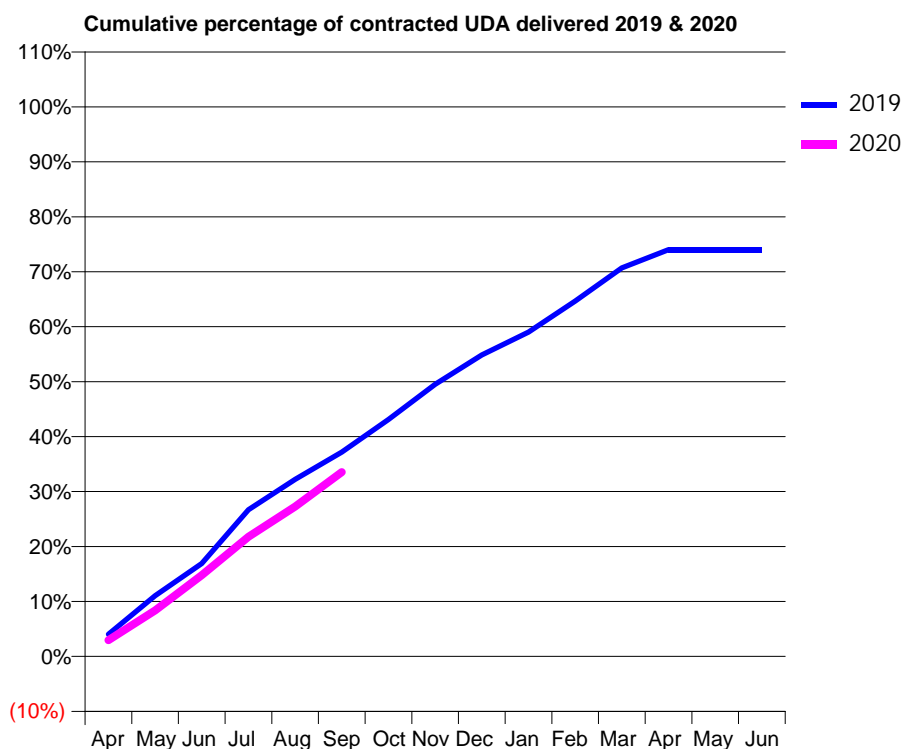
19/20 Contracted general activity (UDA)	13,000
Carry forward general activity (UDA)	0
19/20 Contracted orthodontic activity (UOA)	0
Carry forward orthodontic activity (UOA)	0
Baseline contract value	£352,002.78

ACCESS*

Patients seen in 24 months	Total	Change since previous quarter
Quarter ending September 2018	4,205	
Quarter ending December 2018	4,111	↓
Quarter ending March 2019	4,073	→
Quarter ending June 2019	4,084	→
Quarter ending September 2019	4,022	↓
Variance since September 2018	(4.4%)	↓



ACTIVITY



Month	2019	2020
April	526	386
May	1,437	1,091
June	2,196	1,922
July	3,471	2,832
August	4,188	3,544
September	4,830	4,360
October	5,605	
November	6,438	
December	7,131	
January	7,671	
February	8,405	
March	9,191	
April	9,623	
May	9,622	
June	9,622	

QUALITY

	Quantity	Base Number	Contract	AT	Region	England
% of FP17s for the same patient ID Re-attending within 3 months - Children	35	974	3.6%	9.2%	10.8%	11.5%
% of FP17s for the same patient ID Re-attending within 3 months - Adults	187	1,797	10.4%	14.8%	15.2%	15.4%
% of FP17s for the same patient ID Re-attending between 3 & 9 months - Children	592	974	60.8%	61.5%	62.2%	59.7%
% of FP17s for the same patient ID Re-attending between 3 & 9 months - Adults	946	1,797	52.6%	52.4%	52.9%	51.7%
% of FP17s for Band 1 Urgent Courses	145	2,540	5.7%	9.3%	9.7%	9.2%
% of FP17s Relating to Free Repair or Replacements	14	2,540	0.6%	0.5%	0.6%	0.7%
% of FP17s Relating to Continuations	25	2,540	1.0%	0.7%	0.7%	0.8%
% of Patients satisfied with the dentistry they have received	1	1	N/A	93.6%	93.6%	93.5%
% of Patients satisfied with the time they had to wait for an appointment	0	1	N/A	88.5%	86.3%	87.4%

* This is based on patients treated on this contract for their most recent course of treatment. Figures in italics indicate the base number of FP17s or Patient Questionnaire responses are less than 100. N/A is shown where the base number of responses is less than 10 during the period. % is calculated as Quantity/Base number*100

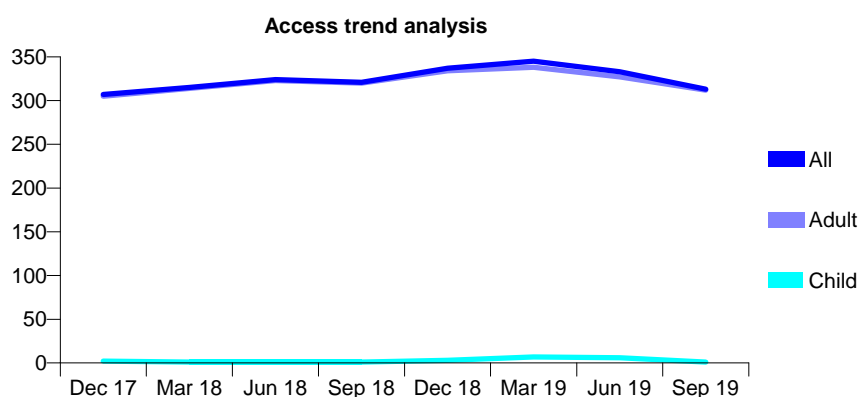
Q68 - Vital Signs At a Glance Contract Report for 121371/0001 - September 2019

Name or company name	Sussex Community NHS Trust
Contract type name	PDS Contract
Purpose of contract	General
Contract start date	01/04/2011
Contract end date	31/03/2021

19/20 Contracted general activity (UDA)	2,000
Carry forward general activity (UDA)	0
19/20 Contracted orthodontic activity (UOA)	0
Carry forward orthodontic activity (UOA)	0
Baseline contract value	£2,277,380.98

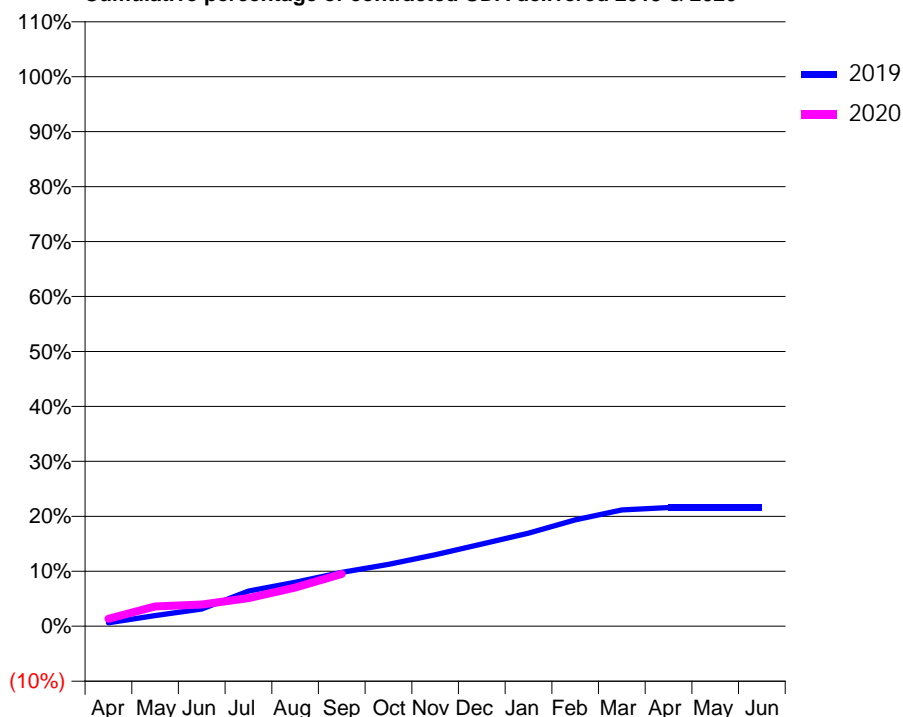
ACCESS*

Patients seen in 24 months	Total	Change since previous quarter
Quarter ending September 2018	321	
Quarter ending December 2018	337	↑
Quarter ending March 2019	345	↑
Quarter ending June 2019	333	↓
Quarter ending September 2019	313	↓
Variance since September 2018	(2.5%)	↓



ACTIVITY

Cumulative percentage of contracted UDA delivered 2019 & 2020



Adjusted Scheduled Activity (UDA)

Month	2019	2020
April	13	27
May	39	72
June	63	79
July	128	102
August	160	141
September	196	190
October	225	
November	260	
December	299	
January	339	
February	387	
March	423	
April	432	
May	432	
June	432	

QUALITY

	Quantity	Base Number	Contract	AT	Region	England
% of FP17s for the same patient ID Re-attending within 3 months - Children	0	4	0.0%	9.2%	10.8%	11.5%
% of FP17s for the same patient ID Re-attending within 3 months - Adults	0	95	0.0%	14.8%	15.2%	15.4%
% of FP17s for the same patient ID Re-attending between 3 & 9 months - Children	1	4	25.0%	61.5%	62.2%	59.7%
% of FP17s for the same patient ID Re-attending between 3 & 9 months - Adults	4	95	4.2%	52.4%	52.9%	51.7%
% of FP17s for Band 1 Urgent Courses	0	90	0.0%	9.3%	9.7%	9.2%
% of FP17s Relating to Free Repair or Replacements	0	90	0.0%	0.5%	0.6%	0.7%
% of FP17s Relating to Continuations	0	90	0.0%	0.7%	0.7%	0.8%
% of Patients satisfied with the dentistry they have received	0	0	N/A	93.6%	93.6%	93.5%
% of Patients satisfied with the time they had to wait for an appointment	0	0	N/A	88.5%	86.3%	87.4%

* This is based on patients treated on this contract for their most recent course of treatment.

Figures in italics indicate the base number of FP17s or Patient Questionnaire responses are less than 100. N/A is shown where the base number of responses is less than 10 during the period. % is calculated as Quantity/Base number*100

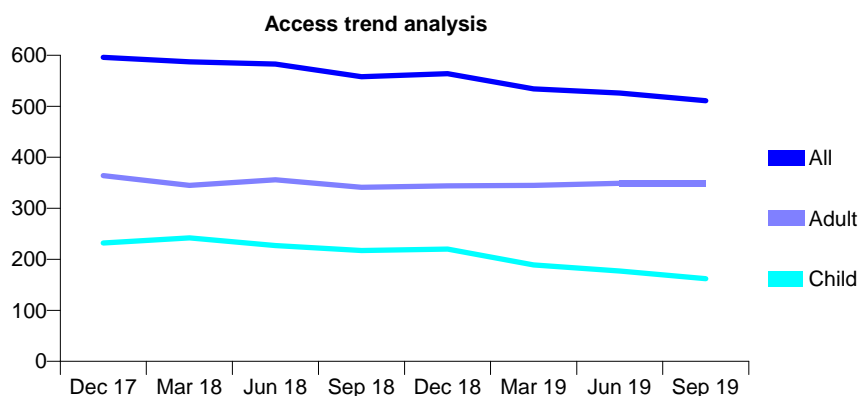
Q68 - Vital Signs At a Glance Contract Report for 121371/0002 - September 2019

Name or company name	Sussex Community NHS Trust
Contract type name	PDS Contract
Purpose of contract	General
Contract start date	01/04/2011
Contract end date	31/03/2021

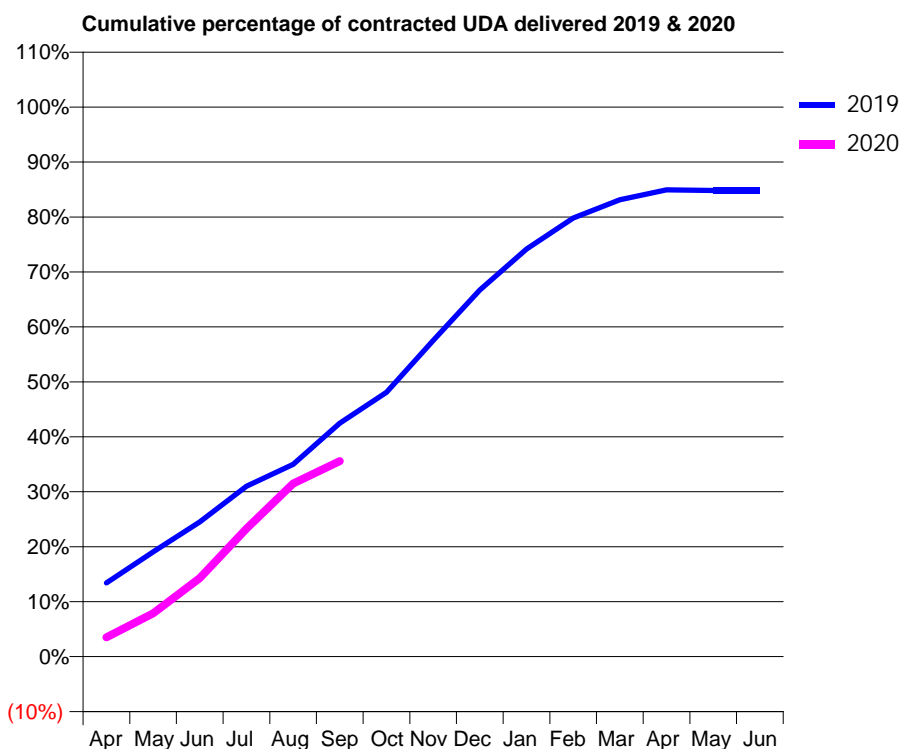
19/20 Contracted general activity (UDA)	1,600
Carry forward general activity (UDA)	0
19/20 Contracted orthodontic activity (UOA)	0
Carry forward orthodontic activity (UOA)	0
Baseline contract value	£36,111.01

ACCESS*

Patients seen in 24 months	Total	Change since previous quarter
Quarter ending September 2018	558	
Quarter ending December 2018	564	→
Quarter ending March 2019	534	↓
Quarter ending June 2019	526	↓
Quarter ending September 2019	511	↓
Variance since September 2018	(8.4%)	↓



ACTIVITY



Month	Adjusted Scheduled Activity (UDA)	
	2019	2020
April	214	56
May	305	126
June	392	228
July	496	372
August	560	504
September	680	569
October	769	
November	920	
December	1,067	
January	1,186	
February	1,277	
March	1,330	
April	1,359	
May	1,357	
June	1,357	

QUALITY

	Quantity	Base Number	Contract	AT	Region	England
% of FP17s for the same patient ID Re-attending within 3 months - Children	11	169	6.5%	9.2%	10.8%	11.5%
% of FP17s for the same patient ID Re-attending within 3 months - Adults	13	199	6.5%	14.8%	15.2%	15.4%
% of FP17s for the same patient ID Re-attending between 3 & 9 months - Children	41	169	24.3%	61.5%	62.2%	59.7%
% of FP17s for the same patient ID Re-attending between 3 & 9 months - Adults	90	199	45.2%	52.4%	52.9%	51.7%
% of FP17s for Band 1 Urgent Courses	11	301	3.7%	9.3%	9.7%	9.2%
% of FP17s Relating to Free Repair or Replacements	1	301	0.3%	0.5%	0.6%	0.7%
% of FP17s Relating to Continuations	1	301	0.3%	0.7%	0.7%	0.8%
% of Patients satisfied with the dentistry they have received	0	0	N/A	93.6%	93.6%	93.5%
% of Patients satisfied with the time they had to wait for an appointment	0	0	N/A	88.5%	86.3%	87.4%

* This is based on patients treated on this contract for their most recent course of treatment. Figures in italics indicate the base number of FP17s or Patient Questionnaire responses are less than 100. N/A is shown where the base number of responses is less than 10 during the period. % is calculated as Quantity/Base number*100

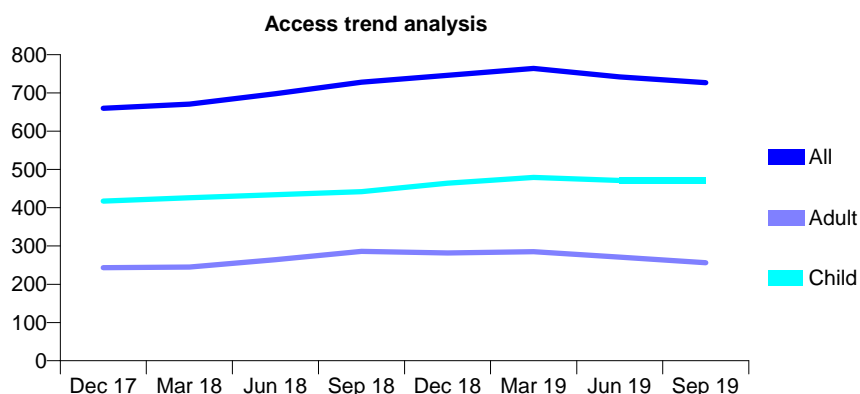
Q68 - Vital Signs At a Glance Contract Report for 121371/0004 - September 2019

Name or company name	Sussex Community NHS Trust
Contract type name	PDS Contract
Purpose of contract	General
Contract start date	01/04/2011
Contract end date	31/03/2021

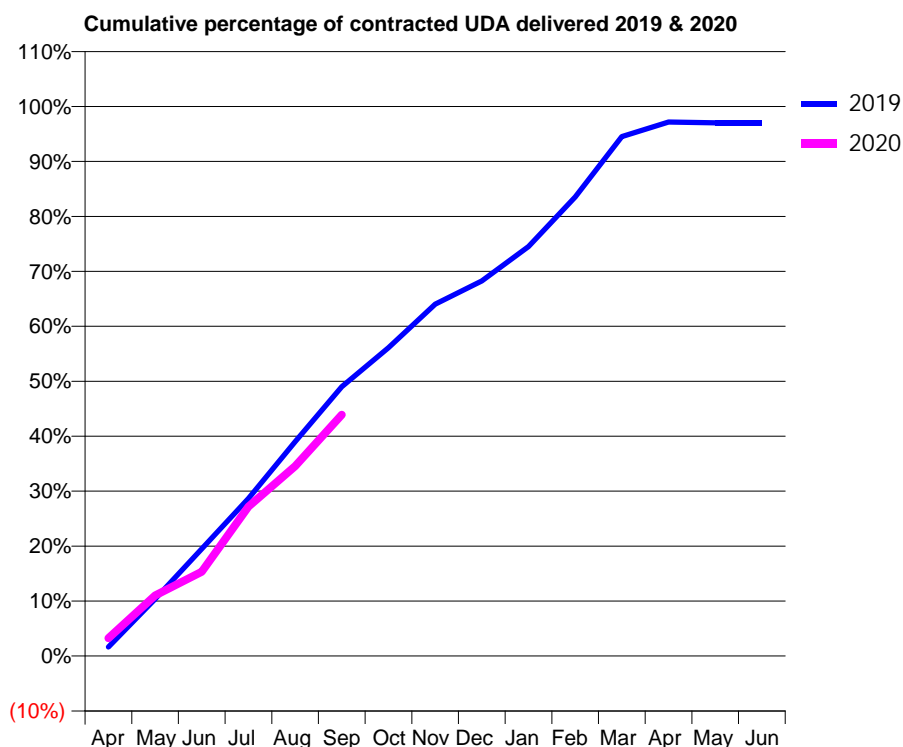
19/20 Contracted general activity (UDA)	2,450
Carry forward general activity (UDA)	0
19/20 Contracted orthodontic activity (UOA)	0
Carry forward orthodontic activity (UOA)	0
Baseline contract value	£71,333.04

ACCESS*

Patients seen in 24 months	Total	Change since previous quarter
Quarter ending September 2018	728	
Quarter ending December 2018	746	↑
Quarter ending March 2019	764	↑
Quarter ending June 2019	742	↓
Quarter ending September 2019	727	↓
Variance since September 2018	(0.1%)	→



ACTIVITY



Month	Adjusted Scheduled Activity (UDA)	
	2019	2020
April	40	79
May	255	270
June	478	375
July	702	666
August	956	846
September	1,201	1,076
October	1,375	
November	1,568	
December	1,672	
January	1,826	
February	2,047	
March	2,315	
April	2,380	
May	2,377	
June	2,377	

QUALITY

	Quantity	Base Number	Contract	AT	Region	England
% of FP17s for the same patient ID Re-attending within 3 months - Children	37	398	9.3%	9.2%	10.8%	11.5%
% of FP17s for the same patient ID Re-attending within 3 months - Adults	22	160	13.8%	14.8%	15.2%	15.4%
% of FP17s for the same patient ID Re-attending between 3 & 9 months - Children	120	398	30.2%	61.5%	62.2%	59.7%
% of FP17s for the same patient ID Re-attending between 3 & 9 months - Adults	81	160	50.6%	52.4%	52.9%	51.7%
% of FP17s for Band 1 Urgent Courses	3	520	0.6%	9.3%	9.7%	9.2%
% of FP17s Relating to Free Repair or Replacements	0	520	0.0%	0.5%	0.6%	0.7%
% of FP17s Relating to Continuations	0	520	0.0%	0.7%	0.7%	0.8%
% of Patients satisfied with the dentistry they have received	0	0	N/A	93.6%	93.6%	93.5%
% of Patients satisfied with the time they had to wait for an appointment	0	0	N/A	88.5%	86.3%	87.4%

* This is based on patients treated on this contract for their most recent course of treatment. Figures in italics indicate the base number of FP17s or Patient Questionnaire responses are less than 100. N/A is shown where the base number of responses is less than 10 during the period. % is calculated as Quantity/Base number*100

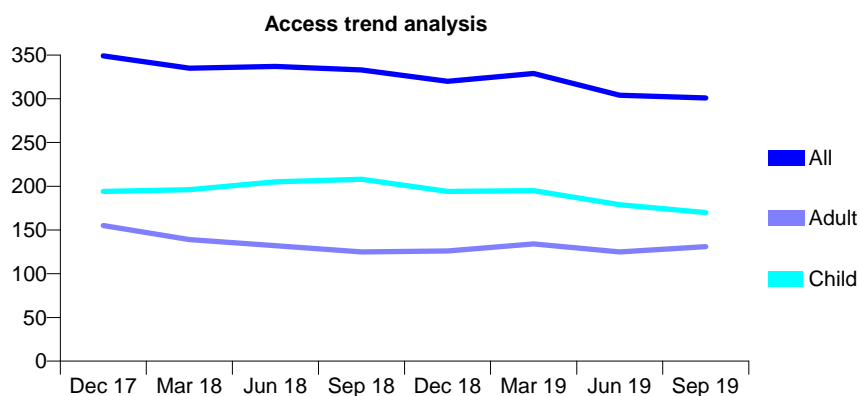
Q68 - Vital Signs At a Glance Contract Report for 121371/0005 - September 2019

Name or company name	Sussex Community NHS Trust
Contract type name	PDS Contract
Purpose of contract	General
Contract start date	01/04/2011
Contract end date	31/03/2021

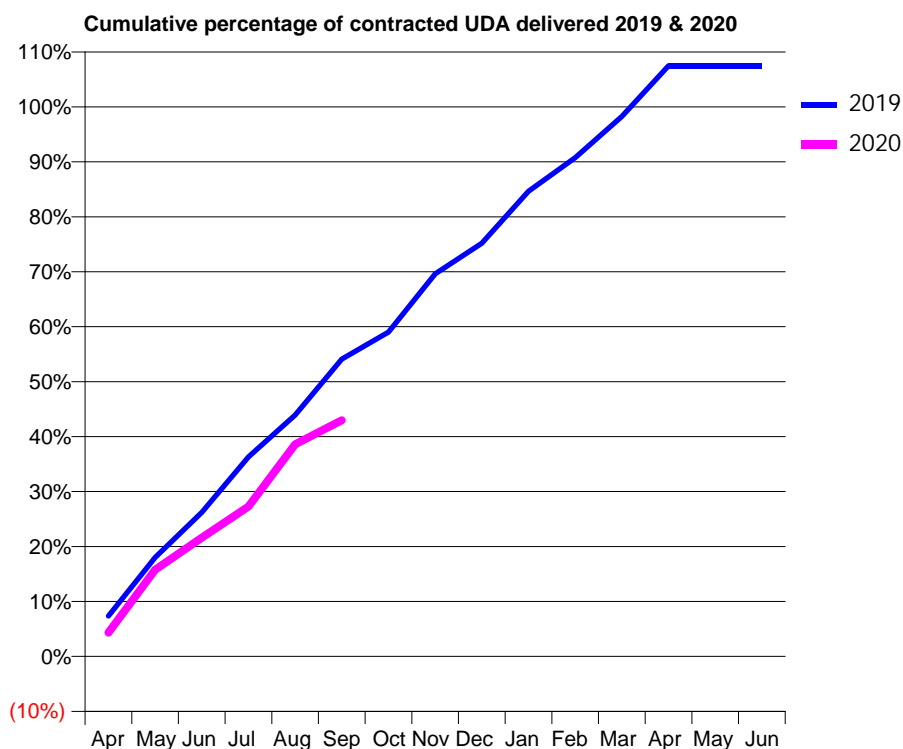
19/20 Contracted general activity (UDA)	760
Carry forward general activity (UDA)	0
19/20 Contracted orthodontic activity (UOA)	0
Carry forward orthodontic activity (UOA)	0
Baseline contract value	£15,028.82

ACCESS*

Patients seen in 24 months	Total	Change since previous quarter
Quarter ending September 2018	333	
Quarter ending December 2018	320	↓
Quarter ending March 2019	329	↑
Quarter ending June 2019	304	↓
Quarter ending September 2019	301	→
Variance since September 2018	(9.6%)	↓



ACTIVITY



Month	Adjusted Scheduled Activity (UDA)	
	2019	2020
April	56	33
May	137	120
June	199	164
July	276	207
August	334	293
September	411	327
October	448	
November	529	
December	571	
January	643	
February	690	
March	747	
April	817	
May	817	
June	817	

QUALITY

	Quantity	Base Number	Contract	AT	Region	England
% of FP17s for the same patient ID Re-attending within 3 months - Children	19	146	13.0%	9.2%	10.8%	11.5%
% of FP17s for the same patient ID Re-attending within 3 months - Adults	11	76	14.5%	14.8%	15.2%	15.4%
% of FP17s for the same patient ID Re-attending between 3 & 9 months - Children	32	146	21.9%	61.5%	62.2%	59.7%
% of FP17s for the same patient ID Re-attending between 3 & 9 months - Adults	37	76	48.7%	52.4%	52.9%	51.7%
% of FP17s for Band 1 Urgent Courses	8	188	4.3%	9.3%	9.7%	9.2%
% of FP17s Relating to Free Repair or Replacements	0	188	0.0%	0.5%	0.6%	0.7%
% of FP17s Relating to Continuations	1	188	0.5%	0.7%	0.7%	0.8%
% of Patients satisfied with the dentistry they have received	0	0	N/A	93.6%	93.6%	93.5%
% of Patients satisfied with the time they had to wait for an appointment	0	0	N/A	88.5%	86.3%	87.4%

* This is based on patients treated on this contract for their most recent course of treatment. Figures in italics indicate the base number of FP17s or Patient Questionnaire responses are less than 100. N/A is shown where the base number of responses is less than 10 during the period. % is calculated as Quantity/Base number*100

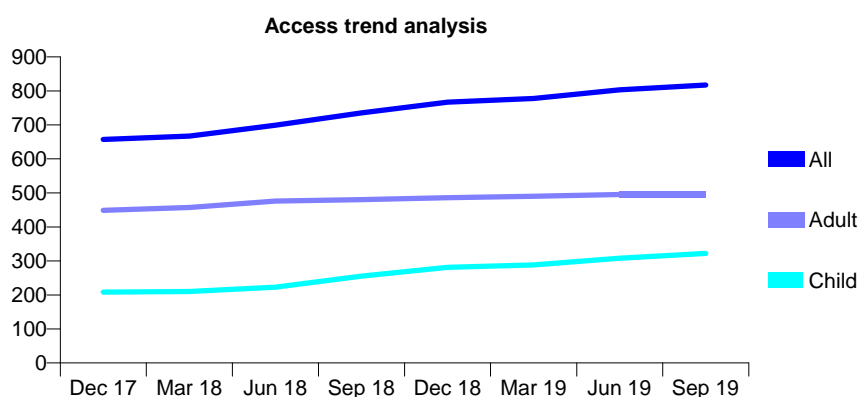
Q68 - Vital Signs At a Glance Contract Report for 121371/0007 - September 2019

Name or company name	Sussex Community NHS Trust
Contract type name	PDS Contract
Purpose of contract	General
Contract start date	01/04/2011
Contract end date	31/03/2021

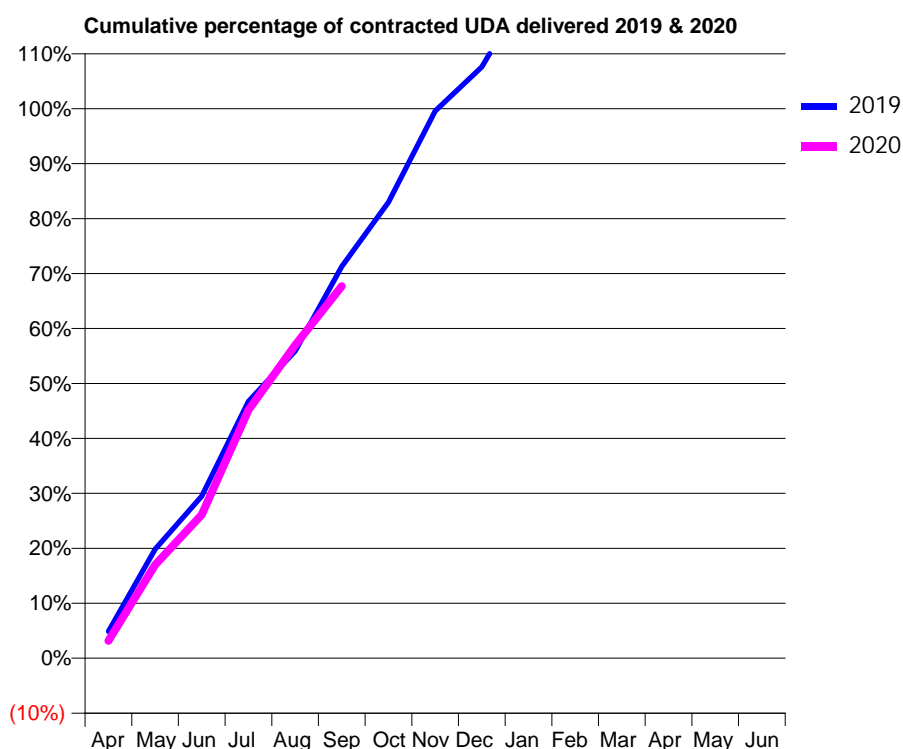
19/20 Contracted general activity (UDA)	1,548
Carry forward general activity (UDA)	0
19/20 Contracted orthodontic activity (UOA)	0
Carry forward orthodontic activity (UOA)	0
Baseline contract value	£147,350.31

ACCESS*

Patients seen in 24 months	Total	Change since previous quarter
Quarter ending September 2018	735	
Quarter ending December 2018	767	↑
Quarter ending March 2019	778	→
Quarter ending June 2019	803	↑
Quarter ending September 2019	817	→
Variance since September 2018	11.2%	↑



ACTIVITY



Adjusted Scheduled Activity (UDA)		
Month	2019	2020
April	65	49
May	262	263
June	389	404
July	617	699
August	738	882
September	941	1,048
October	1,095	
November	1,314	
December	1,420	
January	1,609	
February	1,787	
March	1,943	
April	2,035	
May	2,045	
June	2,045	

QUALITY

	Quantity	Base Number	Contract	AT	Region	England
% of FP17s for the same patient ID Re-attending within 3 months - Children	27	320	8.4%	9.2%	10.8%	11.5%
% of FP17s for the same patient ID Re-attending within 3 months - Adults	27	325	8.3%	14.8%	15.2%	15.4%
% of FP17s for the same patient ID Re-attending between 3 & 9 months - Children	101	320	31.6%	61.5%	62.2%	59.7%
% of FP17s for the same patient ID Re-attending between 3 & 9 months - Adults	194	325	59.7%	52.4%	52.9%	51.7%
% of FP17s for Band 1 Urgent Courses	4	598	0.7%	9.3%	9.7%	9.2%
% of FP17s Relating to Free Repair or Replacements	1	598	0.2%	0.5%	0.6%	0.7%
% of FP17s Relating to Continuations	1	598	0.2%	0.7%	0.7%	0.8%
% of Patients satisfied with the dentistry they have received	0	0	N/A	93.6%	93.6%	93.5%
% of Patients satisfied with the time they had to wait for an appointment	0	0	N/A	88.5%	86.3%	87.4%

* This is based on patients treated on this contract for their most recent course of treatment.

Figures in italics indicate the base number of FP17s or Patient Questionnaire responses are less than 100. N/A is shown where the base number of responses is less than 10 during the period. % is calculated as Quantity/Base number*100

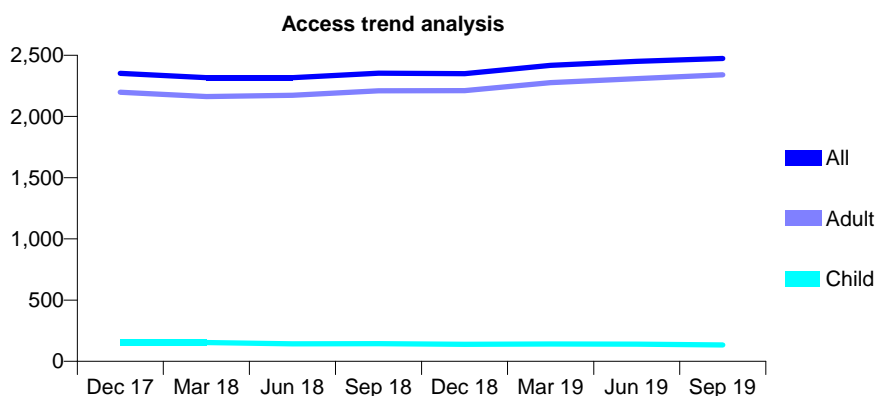
Q68 - Vital Signs At a Glance Contract Report for 121371/0009 - September 2019

Name or company name	Sussex Community NHS Trust
Contract type name	PDS Contract
Purpose of contract	General
Contract start date	01/04/2011
Contract end date	31/03/2021

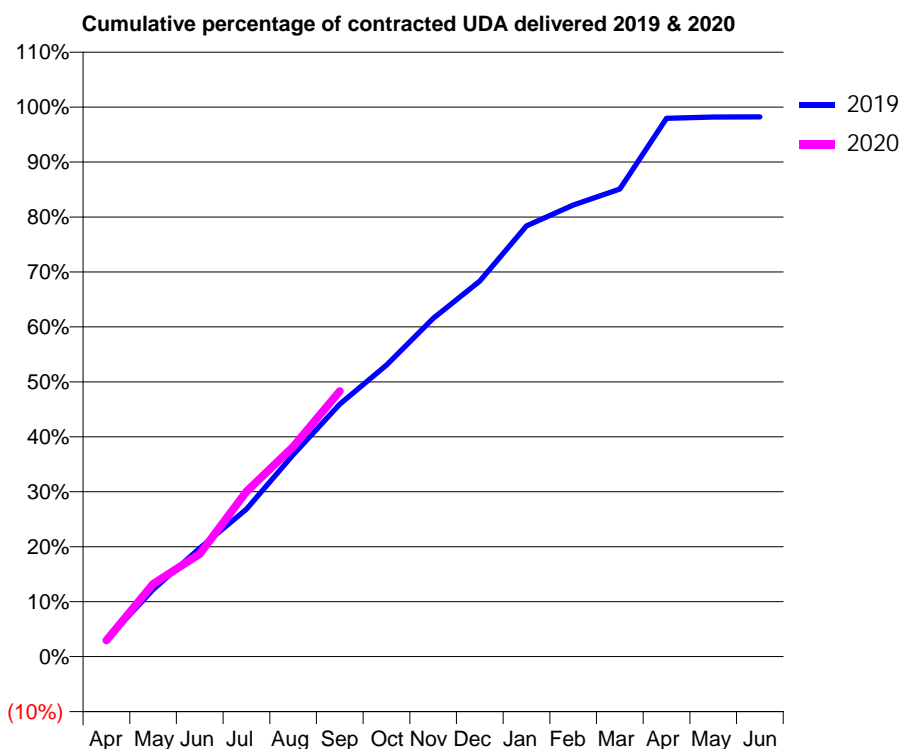
19/20 Contracted general activity (UDA)	4,000
Carry forward general activity (UDA)	0
19/20 Contracted orthodontic activity (UOA)	0
Carry forward orthodontic activity (UOA)	0
Baseline contract value	£242,915.87

ACCESS*

Patients seen in 24 months	Total	Change since previous quarter
Quarter ending September 2018	2,354	
Quarter ending December 2018	2,350	→
Quarter ending March 2019	2,418	↑
Quarter ending June 2019	2,450	→
Quarter ending September 2019	2,474	→
Variance since September 2018	5.1%	↑



ACTIVITY



Month	Adjusted Scheduled Activity (UDA)	
	2019	2020
April	122	118
May	488	529
June	790	748
July	1,074	1,202
August	1,469	1,529
September	1,838	1,932
October	2,121	
November	2,462	
December	2,733	
January	3,135	
February	3,286	
March	3,404	
April	3,918	
May	3,928	
June	3,929	

QUALITY

	Quantity	Base Number	Contract	AT	Region	England
% of FP17s for the same patient ID Re-attending within 3 months - Children	15	197	7.6%	9.2%	10.8%	11.5%
% of FP17s for the same patient ID Re-attending within 3 months - Adults	141	1,905	7.4%	14.8%	15.2%	15.4%
% of FP17s for the same patient ID Re-attending between 3 & 9 months - Children	5	197	2.5%	61.5%	62.2%	59.7%
% of FP17s for the same patient ID Re-attending between 3 & 9 months - Adults	71	1,905	3.7%	52.4%	52.9%	51.7%
% of FP17s for Band 1 Urgent Courses	1,610	1,610	100.0%	9.3%	9.7%	9.2%
% of FP17s Relating to Free Repair or Replacements	0	1,610	0.0%	0.5%	0.6%	0.7%
% of FP17s Relating to Continuations	0	1,610	0.0%	0.7%	0.7%	0.8%
% of Patients satisfied with the dentistry they have received	1	1	N/A	93.6%	93.6%	93.5%
% of Patients satisfied with the time they had to wait for an appointment	1	1	N/A	88.5%	86.3%	87.4%

* This is based on patients treated on this contract for their most recent course of treatment. Figures in italics indicate the base number of FP17s or Patient Questionnaire responses are less than 100. N/A is shown where the base number of responses is less than 10 during the period. % is calculated as Quantity/Base number*100

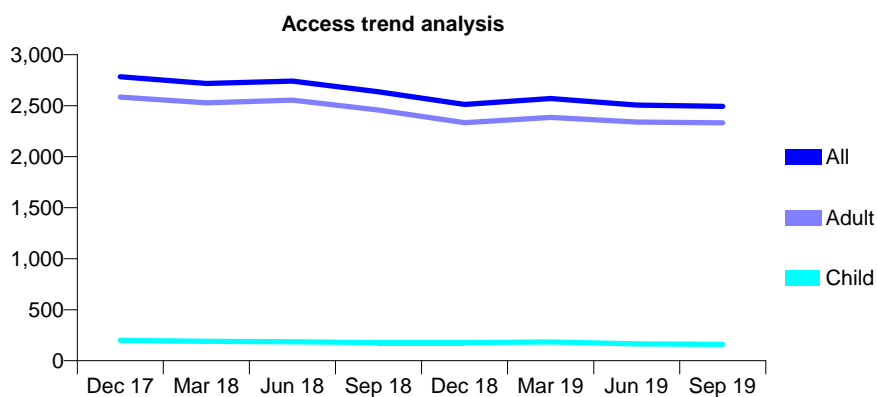
Q68 - Vital Signs At a Glance Contract Report for 121371/0010 - September 2019

Name or company name	Sussex Community NHS Trust
Contract type name	PDS Contract
Purpose of contract	General
Contract start date	01/04/2011
Contract end date	31/03/2021

19/20 Contracted general activity (UDA)	4,000
Carry forward general activity (UDA)	0
19/20 Contracted orthodontic activity (UOA)	0
Carry forward orthodontic activity (UOA)	0
Baseline contract value	£204,668.27

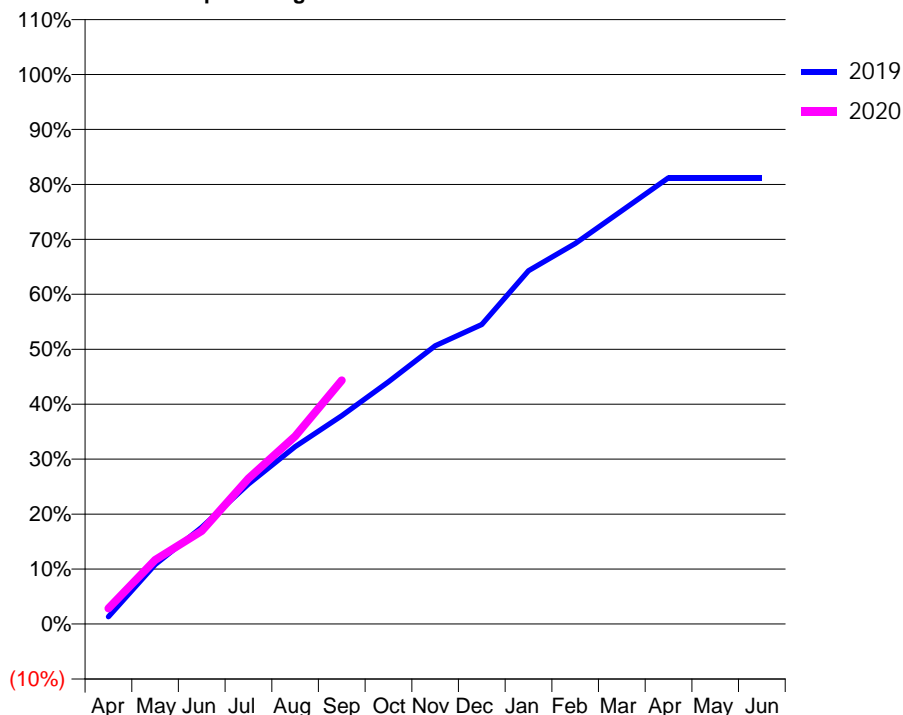
ACCESS*

Patients seen in 24 months	Total	Change since previous quarter
Quarter ending September 2018	2,636	
Quarter ending December 2018	2,512	↓
Quarter ending March 2019	2,570	↑
Quarter ending June 2019	2,505	↓
Quarter ending September 2019	2,494	→
Variance since September 2018	(5.4%)	↓



ACTIVITY

Cumulative percentage of contracted UDA delivered 2019 & 2020



Month	Adjusted Scheduled Activity (UDA)	
	2019	2020
April	53	114
May	433	467
June	704	677
July	1,019	1,060
August	1,291	1,367
September	1,516	1,774
October	1,763	
November	2,025	
December	2,180	
January	2,572	
February	2,770	
March	3,008	
April	3,248	
May	3,248	
June	3,248	

QUALITY

	Quantity	Base Number	Contract	AT	Region	England
% of FP17s for the same patient ID Re-attending within 3 months - Children	4	145	2.8%	9.2%	10.8%	11.5%
% of FP17s for the same patient ID Re-attending within 3 months - Adults	100	1,689	5.9%	14.8%	15.2%	15.4%
% of FP17s for the same patient ID Re-attending between 3 & 9 months - Children	2	145	1.4%	61.5%	62.2%	59.7%
% of FP17s for the same patient ID Re-attending between 3 & 9 months - Adults	56	1,689	3.3%	52.4%	52.9%	51.7%
% of FP17s for Band 1 Urgent Courses	1,520	1,520	100.0%	9.3%	9.7%	9.2%
% of FP17s Relating to Free Repair or Replacements	0	1,520	0.0%	0.5%	0.6%	0.7%
% of FP17s Relating to Continuations	0	1,520	0.0%	0.7%	0.7%	0.8%
% of Patients satisfied with the dentistry they have received	0	0	N/A	93.6%	93.6%	93.5%
% of Patients satisfied with the time they had to wait for an appointment	0	0	N/A	88.5%	86.3%	87.4%

* This is based on patients treated on this contract for their most recent course of treatment.

Figures in italics indicate the base number of FP17s or Patient Questionnaire responses are less than 100. N/A is shown where the base number of responses is less than 10 during the period. % is calculated as Quantity/Base number*100

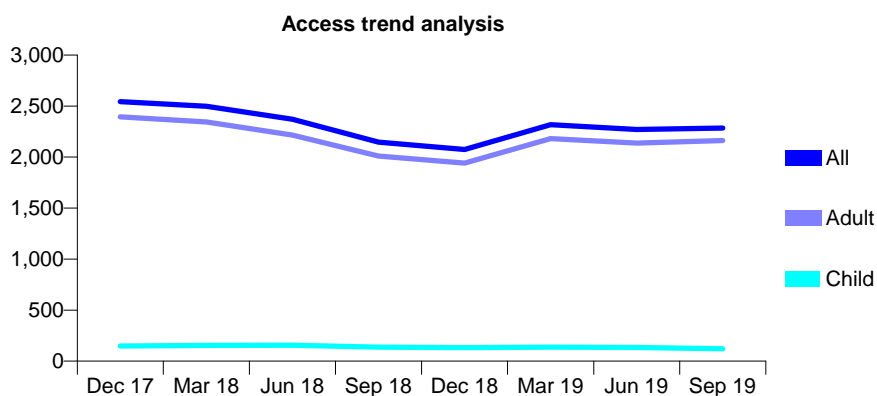
Q68 - Vital Signs At a Glance Contract Report for 121371/0011 - September 2019

Name or company name	Sussex Community NHS Trust
Contract type name	PDS Contract
Purpose of contract	General
Contract start date	01/04/2011
Contract end date	31/03/2021

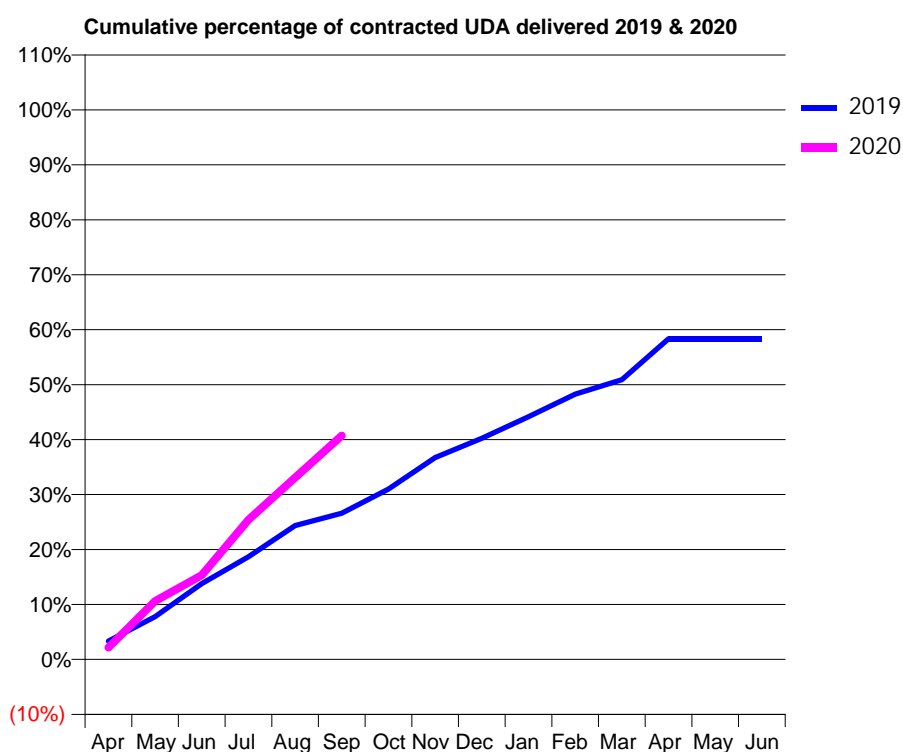
19/20 Contracted general activity (UDA)	4,000
Carry forward general activity (UDA)	0
19/20 Contracted orthodontic activity (UOA)	0
Carry forward orthodontic activity (UOA)	0
Baseline contract value	£225,887.95

ACCESS*

Patients seen in 24 months	Total	Change since previous quarter
Quarter ending September 2018	2,147	
Quarter ending December 2018	2,074	↓
Quarter ending March 2019	2,317	↑
Quarter ending June 2019	2,270	↓
Quarter ending September 2019	2,284	→
Variance since September 2018	6.4%	↑



ACTIVITY



Month	2019	2020
April	133	86
May	312	425
June	552	613
July	747	1,016
August	974	1,325
September	1,064	1,630
October	1,240	
November	1,469	
December	1,609	
January	1,767	
February	1,932	
March	2,036	
April	2,334	
May	2,334	
June	2,334	

QUALITY

	Quantity	Base Number	Contract	AT	Region	England
% of FP17s for the same patient ID Re-attending within 3 months - Children	6	275	2.2%	9.2%	10.8%	11.5%
% of FP17s for the same patient ID Re-attending within 3 months - Adults	84	2,199	3.8%	14.8%	15.2%	15.4%
% of FP17s for the same patient ID Re-attending between 3 & 9 months - Children	3	275	1.1%	61.5%	62.2%	59.7%
% of FP17s for the same patient ID Re-attending between 3 & 9 months - Adults	47	2,199	2.1%	52.4%	52.9%	51.7%
% of FP17s for Band 1 Urgent Courses	1,459	1,459	100.0%	9.3%	9.7%	9.2%
% of FP17s Relating to Free Repair or Replacements	0	1,459	0.0%	0.5%	0.6%	0.7%
% of FP17s Relating to Continuations	0	1,459	0.0%	0.7%	0.7%	0.8%
% of Patients satisfied with the dentistry they have received	0	0	N/A	93.6%	93.6%	93.5%
% of Patients satisfied with the time they had to wait for an appointment	0	0	N/A	88.5%	86.3%	87.4%

* This is based on patients treated on this contract for their most recent course of treatment. Figures in italics indicate the base number of FP17s or Patient Questionnaire responses are less than 100. N/A is shown where the base number of responses is less than 10 during the period. % is calculated as Quantity/Base number*100

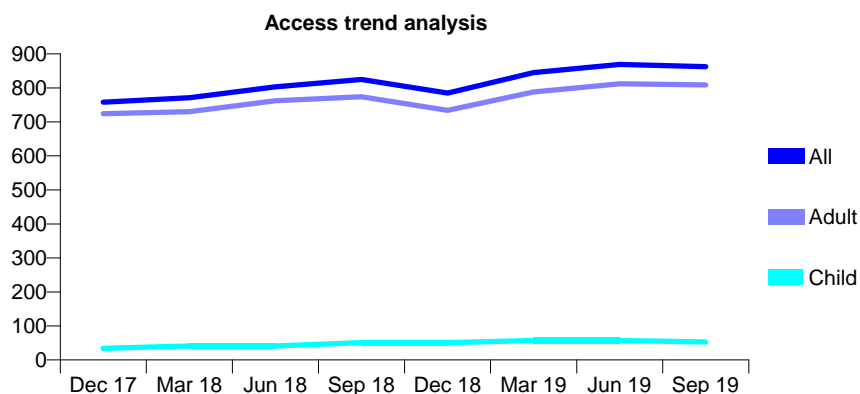
Q68 - Vital Signs At a Glance Contract Report for 121371/0012 - September 2019

Name or company name	Sussex Community NHS Trust
Contract type name	PDS Contract
Purpose of contract	General
Contract start date	01/04/2011
Contract end date	31/03/2021

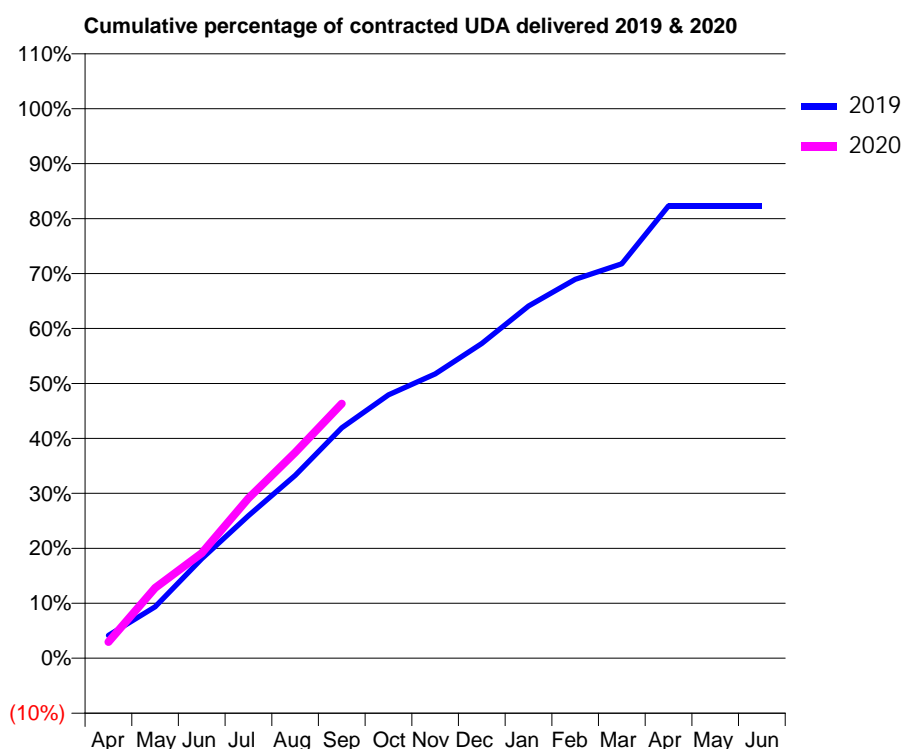
19/20 Contracted general activity (UDA)	1,500
Carry forward general activity (UDA)	0
19/20 Contracted orthodontic activity (UOA)	0
Carry forward orthodontic activity (UOA)	0
Baseline contract value	£119,212.27

ACCESS*

Patients seen in 24 months	Total	Change since previous quarter
Quarter ending September 2018	825	
Quarter ending December 2018	785	↓
Quarter ending March 2019	845	↑
Quarter ending June 2019	869	↑
Quarter ending September 2019	862	→
Variance since September 2018	4.5%	↑



ACTIVITY



Month	2019	2020
April	62	44
May	140	192
June	271	287
July	389	437
August	499	562
September	629	695
October	719	
November	776	
December	859	
January	961	
February	1,034	
March	1,076	
April	1,235	
May	1,235	
June	1,235	

QUALITY

	Quantity	Base Number	Contract	AT	Region	England
% of FP17s for the same patient ID Re-attending within 3 months - Children	3	86	3.5%	9.2%	10.8%	11.5%
% of FP17s for the same patient ID Re-attending within 3 months - Adults	28	746	3.8%	14.8%	15.2%	15.4%
% of FP17s for the same patient ID Re-attending between 3 & 9 months - Children	1	86	1.2%	61.5%	62.2%	59.7%
% of FP17s for the same patient ID Re-attending between 3 & 9 months - Adults	20	746	2.7%	52.4%	52.9%	51.7%
% of FP17s for Band 1 Urgent Courses	601	601	100.0%	9.3%	9.7%	9.2%
% of FP17s Relating to Free Repair or Replacements	0	601	0.0%	0.5%	0.6%	0.7%
% of FP17s Relating to Continuations	0	601	0.0%	0.7%	0.7%	0.8%
% of Patients satisfied with the dentistry they have received	0	0	N/A	93.6%	93.6%	93.5%
% of Patients satisfied with the time they had to wait for an appointment	0	0	N/A	88.5%	86.3%	87.4%

* This is based on patients treated on this contract for their most recent course of treatment.

Figures in italics indicate the base number of FP17s or Patient Questionnaire responses are less than 100. N/A is shown where the base number of responses is less than 10 during the period. % is calculated as Quantity/Base number*100

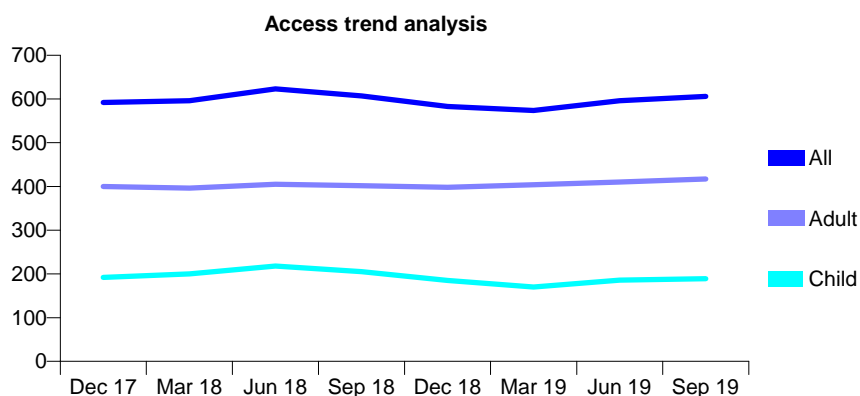
Q68 - Vital Signs At a Glance Contract Report for 121371/0014 - September 2019

Name or company name	Sussex Community NHS Trust
Contract type name	PDS Contract
Purpose of contract	General
Contract start date	01/04/2011
Contract end date	31/03/2021

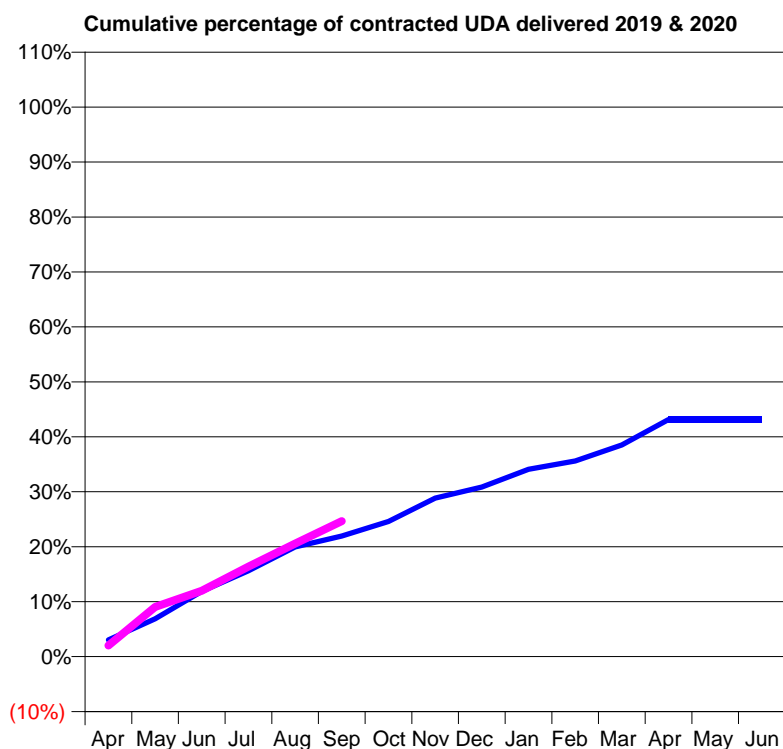
19/20 Contracted general activity (UDA)	2,767
Carry forward general activity (UDA)	0
19/20 Contracted orthodontic activity (UOA)	0
Carry forward orthodontic activity (UOA)	0
Baseline contract value	£21,487.47

ACCESS*

Patients seen in 24 months	Total	Change since previous quarter
Quarter ending September 2018	607	
Quarter ending December 2018	583	↓
Quarter ending March 2019	574	↓
Quarter ending June 2019	596	↑
Quarter ending September 2019	606	→
Variance since September 2018	(0.2%)	→



ACTIVITY



Month	Adjusted Scheduled Activity (UDA)	
	2019	2020
April	74	56
May	167	250
June	288	331
July	379	454
August	484	569
September	532	683
October	596	
November	699	
December	748	
January	827	
February	864	
March	934	
April	1,047	
May	1,047	
June	1,047	

QUALITY

	Quantity	Base Number	Contract	AT	Region	England
% of FP17s for the same patient ID Re-attending within 3 months - Children	11	179	6.1%	9.2%	10.8%	11.5%
% of FP17s for the same patient ID Re-attending within 3 months - Adults	21	289	7.3%	14.8%	15.2%	15.4%
% of FP17s for the same patient ID Re-attending between 3 & 9 months - Children	37	179	20.7%	61.5%	62.2%	59.7%
% of FP17s for the same patient ID Re-attending between 3 & 9 months - Adults	105	289	36.3%	52.4%	52.9%	51.7%
% of FP17s for Band 1 Urgent Courses	14	414	3.4%	9.3%	9.7%	9.2%
% of FP17s Relating to Free Repair or Replacements	1	414	0.2%	0.5%	0.6%	0.7%
% of FP17s Relating to Continuations	0	414	0.0%	0.7%	0.7%	0.8%
% of Patients satisfied with the dentistry they have received	0	0	N/A	93.6%	93.6%	93.5%
% of Patients satisfied with the time they had to wait for an appointment	0	0	N/A	88.5%	86.3%	87.4%

* This is based on patients treated on this contract for their most recent course of treatment. Figures in italics indicate the base number of FP17s or Patient Questionnaire responses are less than 100. N/A is shown where the base number of responses is less than 10 during the period. % is calculated as Quantity/Base number*100

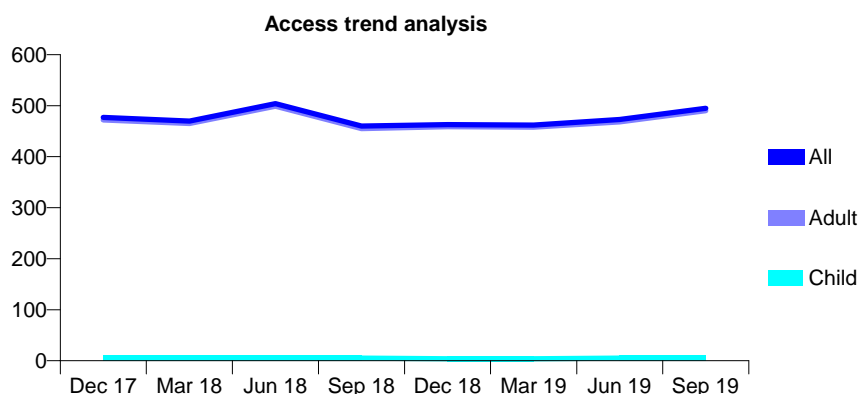
Q68 - Vital Signs At a Glance Contract Report for 121371/0015 - September 2019

Name or company name	Sussex Community NHS Trust
Contract type name	PDS Contract
Purpose of contract	General
Contract start date	01/10/2012
Contract end date	31/03/2021

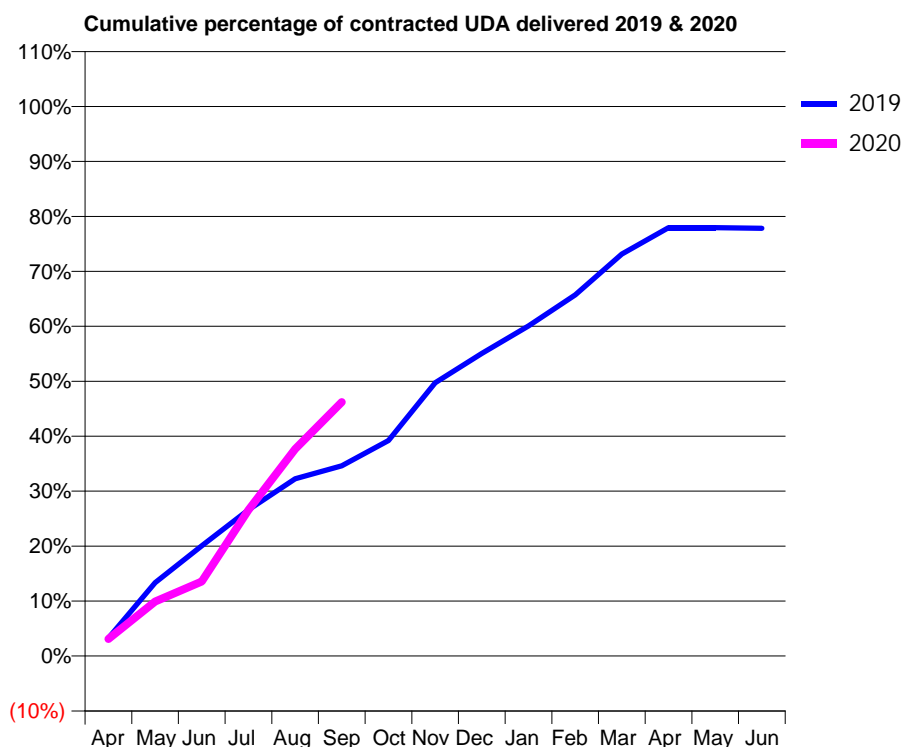
19/20 Contracted general activity (UDA)	1,000
Carry forward general activity (UDA)	0
19/20 Contracted orthodontic activity (UOA)	0
Carry forward orthodontic activity (UOA)	0
Baseline contract value	£87,142.97

ACCESS*

Patients seen in 24 months	Total	Change since previous quarter
Quarter ending September 2018	460	
Quarter ending December 2018	463	→
Quarter ending March 2019	462	→
Quarter ending June 2019	473	↑
Quarter ending September 2019	495	↑
Variance since September 2018	7.6%	↑



ACTIVITY



Month	Adjusted Scheduled Activity (UDA)	
	2019	2020
April	33	31
May	134	99
June	201	136
July	266	266
August	323	377
September	346	462
October	392	
November	497	
December	551	
January	601	
February	657	
March	731	
April	779	
May	779	
June	778	

QUALITY

	Quantity	Base Number	Contract	AT	Region	England
% of FP17s for the same patient ID Re-attending within 3 months - Children	0	5	0.0%	9.2%	10.8%	11.5%
% of FP17s for the same patient ID Re-attending within 3 months - Adults	7	190	3.7%	14.8%	15.2%	15.4%
% of FP17s for the same patient ID Re-attending between 3 & 9 months - Children	0	5	0.0%	61.5%	62.2%	59.7%
% of FP17s for the same patient ID Re-attending between 3 & 9 months - Adults	21	190	11.1%	52.4%	52.9%	51.7%
% of FP17s for Band 1 Urgent Courses	4	183	2.2%	9.3%	9.7%	9.2%
% of FP17s Relating to Free Repair or Replacements	3	183	1.6%	0.5%	0.6%	0.7%
% of FP17s Relating to Continuations	0	183	0.0%	0.7%	0.7%	0.8%
% of Patients satisfied with the dentistry they have received	0	0	N/A	93.6%	93.6%	93.5%
% of Patients satisfied with the time they had to wait for an appointment	0	0	N/A	88.5%	86.3%	87.4%

* This is based on patients treated on this contract for their most recent course of treatment. Figures in italics indicate the base number of FP17s or Patient Questionnaire responses are less than 100. N/A is shown where the base number of responses is less than 10 during the period. % is calculated as Quantity/Base number*100

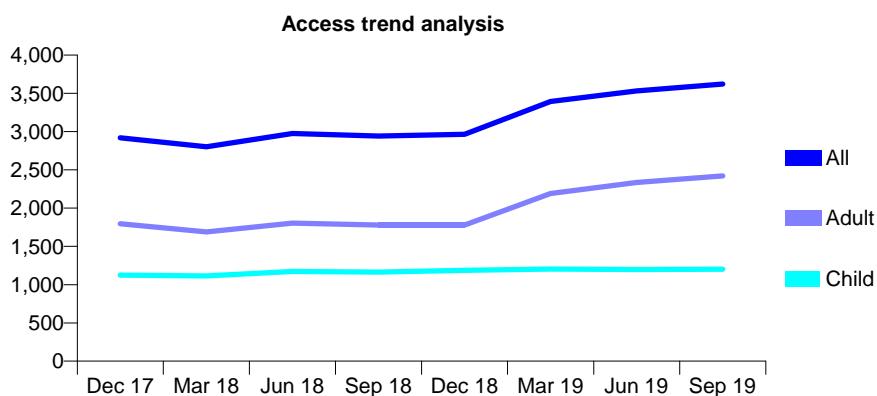
Q68 - Vital Signs At a Glance Contract Report for 122327/0001 - September 2019

Name or company name	Mr O Adelstone, Mr M Patel and Ms P Pate
Contract type name	GDS Contract
Purpose of contract	General
Contract start date	05/02/2014
Contract end date	

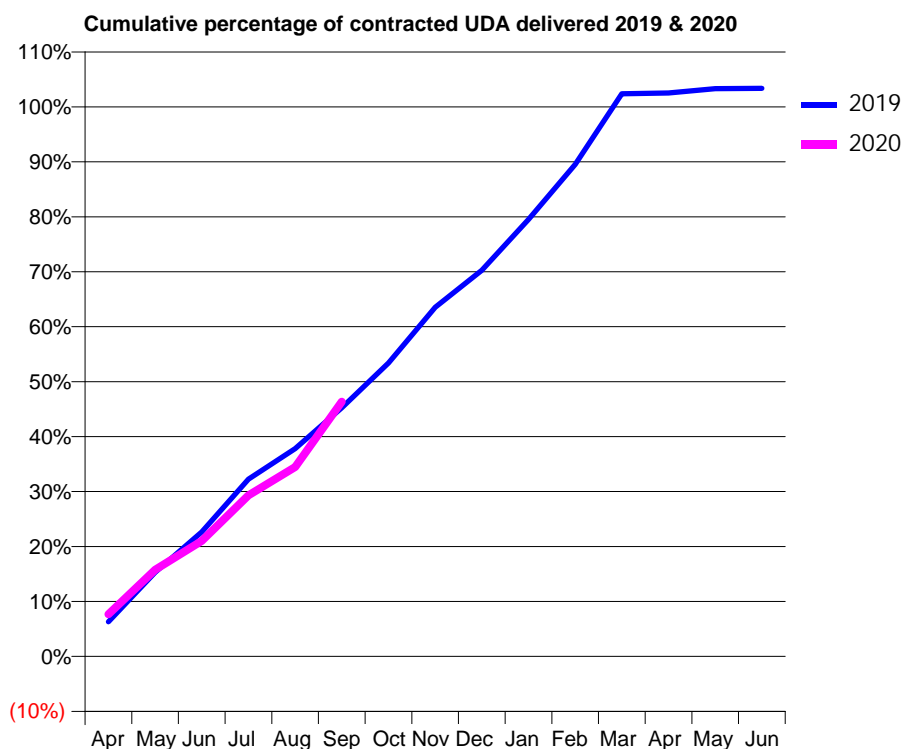
19/20 Contracted general activity (UDA)	9,500
Carry forward general activity (UDA)	0
19/20 Contracted orthodontic activity (UOA)	0
Carry forward orthodontic activity (UOA)	0
Baseline contract value	£261,077.05

ACCESS*

Patients seen in 24 months	Total	Change since previous quarter
Quarter ending September 2018	2,942	
Quarter ending December 2018	2,964	→
Quarter ending March 2019	3,395	↑
Quarter ending June 2019	3,532	↑
Quarter ending September 2019	3,621	↑
Variance since September 2018	23.1%	↑



ACTIVITY



Month	2019	2020
April	600	730
May	1,452	1,497
June	2,151	1,997
July	3,065	2,784
August	3,594	3,275
September	4,298	4,401
October	5,072	
November	6,037	
December	6,675	
January	7,553	
February	8,505	
March	9,724	
April	9,739	
May	9,815	
June	9,819	

QUALITY

	Quantity	Base Number	Contract	AT	Region	England
% of FP17s for the same patient ID Re-attending within 3 months - Children	47	756	6.2%	9.2%	10.8%	11.5%
% of FP17s for the same patient ID Re-attending within 3 months - Adults	81	1,369	5.9%	14.8%	15.2%	15.4%
% of FP17s for the same patient ID Re-attending between 3 & 9 months - Children	457	756	60.4%	61.5%	62.2%	59.7%
% of FP17s for the same patient ID Re-attending between 3 & 9 months - Adults	645	1,369	47.1%	52.4%	52.9%	51.7%
% of FP17s for Band 1 Urgent Courses	91	2,092	4.3%	9.3%	9.7%	9.2%
% of FP17s Relating to Free Repair or Replacements	0	2,092	0.0%	0.5%	0.6%	0.7%
% of FP17s Relating to Continuations	6	2,092	0.3%	0.7%	0.7%	0.8%
% of Patients satisfied with the dentistry they have received	4	4	N/A	93.6%	93.6%	93.5%
% of Patients satisfied with the time they had to wait for an appointment	3	4	N/A	88.5%	86.3%	87.4%

* This is based on patients treated on this contract for their most recent course of treatment. Figures in italics indicate the base number of FP17s or Patient Questionnaire responses are less than 100. N/A is shown where the base number of responses is less than 10 during the period. % is calculated as Quantity/Base number*100

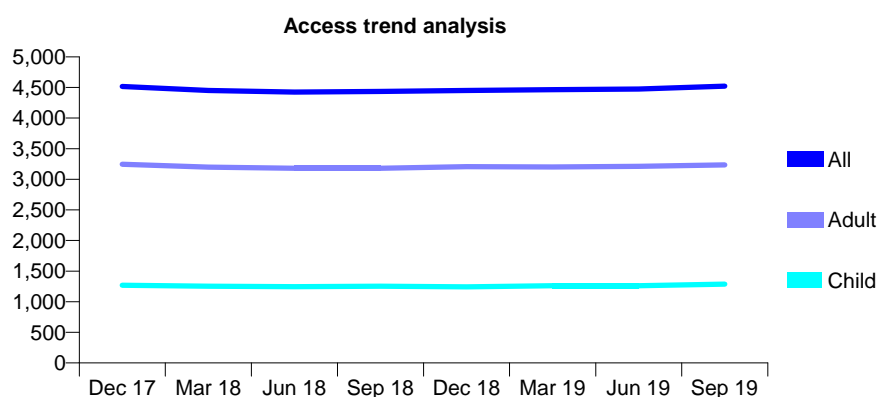
Q68 - Vital Signs At a Glance Contract Report for 122351/0001 - September 2019

Name or company name	DR S KHORAMI LTD
Contract type name	GDS Contract
Purpose of contract	General
Contract start date	01/09/2007
Contract end date	

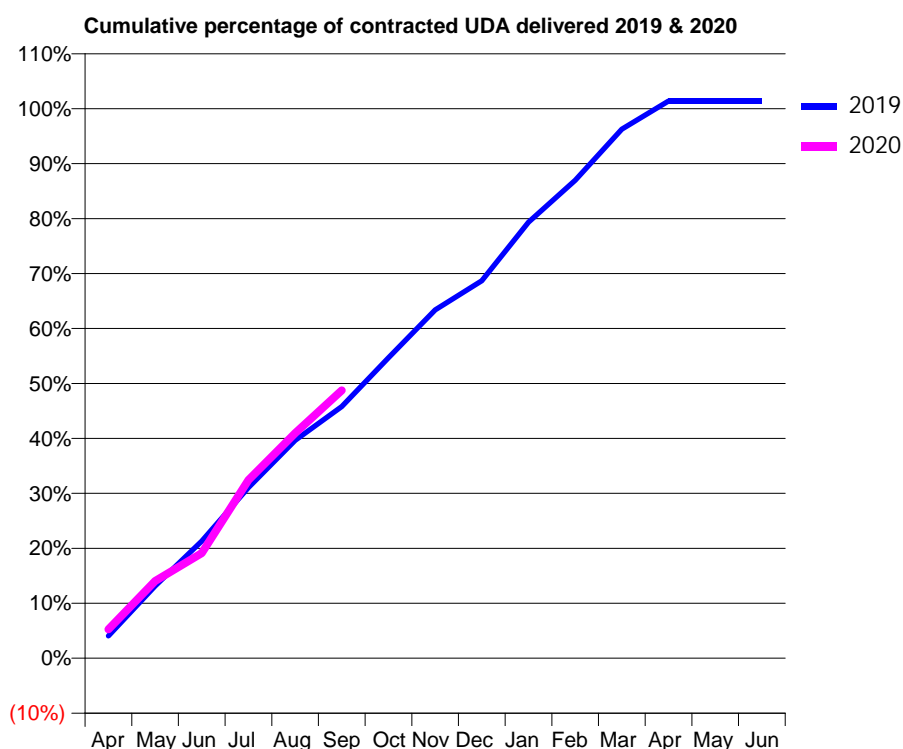
19/20 Contracted general activity (UDA)	8,828
Carry forward general activity (UDA)	-121
19/20 Contracted orthodontic activity (UOA)	0
Carry forward orthodontic activity (UOA)	0
Baseline contract value	£242,884.83

ACCESS*

Patients seen in 24 months	Total	Change since previous quarter
Quarter ending September 2018	4,434	
Quarter ending December 2018	4,450	→
Quarter ending March 2019	4,462	→
Quarter ending June 2019	4,474	→
Quarter ending September 2019	4,522	→
Variance since September 2018	2.0%	→



ACTIVITY



Month	2019	2020
April	358	463
May	1,160	1,242
June	1,879	1,688
July	2,743	2,864
August	3,501	3,617
September	4,043	4,303
October	4,827	
November	5,596	
December	6,064	
January	7,004	
February	7,677	
March	8,498	
April	8,949	
May	8,949	
June	8,949	

QUALITY

	Quantity	Base Number	Contract	AT	Region	England
% of FP17s for the same patient ID Re-attending within 3 months - Children	57	1,095	5.2%	9.2%	10.8%	11.5%
% of FP17s for the same patient ID Re-attending within 3 months - Adults	361	2,567	14.1%	14.8%	15.2%	15.4%
% of FP17s for the same patient ID Re-attending between 3 & 9 months - Children	758	1,095	69.2%	61.5%	62.2%	59.7%
% of FP17s for the same patient ID Re-attending between 3 & 9 months - Adults	1,570	2,567	61.2%	52.4%	52.9%	51.7%
% of FP17s for Band 1 Urgent Courses	220	2,837	7.8%	9.3%	9.7%	9.2%
% of FP17s Relating to Free Repair or Replacements	7	2,837	0.2%	0.5%	0.6%	0.7%
% of FP17s Relating to Continuations	26	2,837	0.9%	0.7%	0.7%	0.8%
% of Patients satisfied with the dentistry they have received	4	4	N/A	93.6%	93.6%	93.5%
% of Patients satisfied with the time they had to wait for an appointment	4	4	N/A	88.5%	86.3%	87.4%

* This is based on patients treated on this contract for their most recent course of treatment.

Figures in italics indicate the base number of FP17s or Patient Questionnaire responses are less than 100. N/A is shown where the base number of responses is less than 10 during the period. % is calculated as Quantity/Base number*100

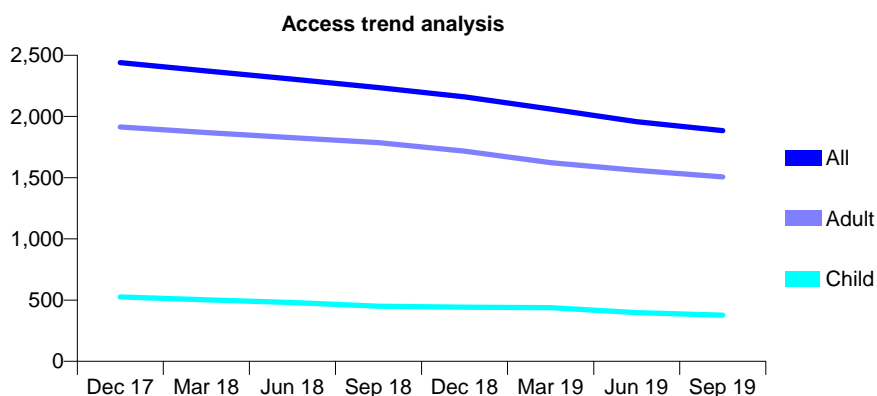
Q68 - Vital Signs At a Glance Contract Report for 122963/0001 - September 2019

Name or company name	Nuvo Dent Ltd
Contract type name	GDS Contract
Purpose of contract	General
Contract start date	01/06/2007
Contract end date	

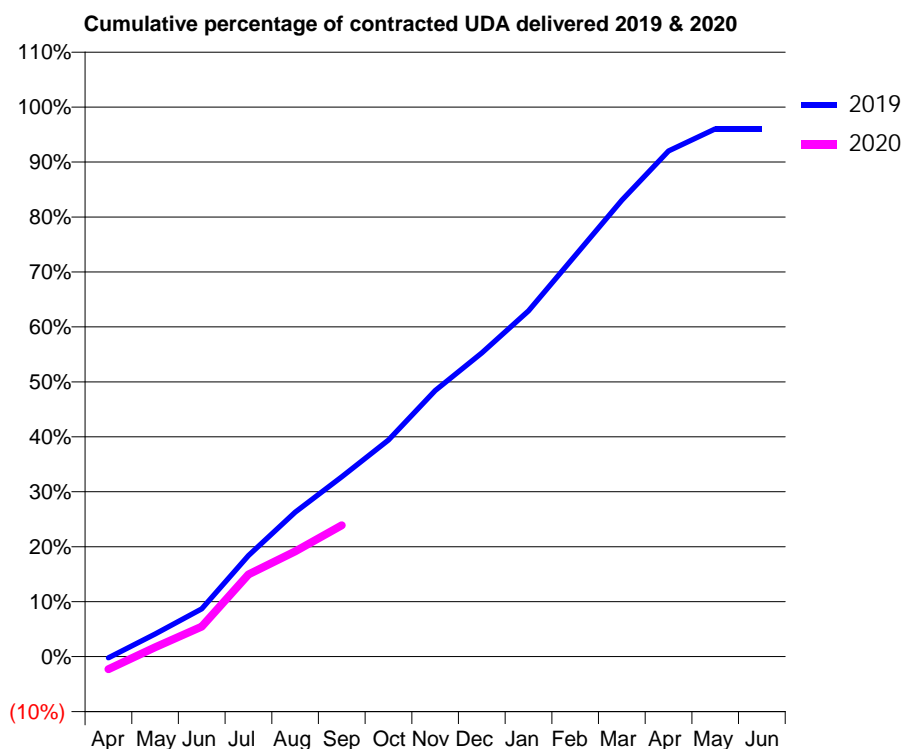
19/20 Contracted general activity (UDA)	7,000
Carry forward general activity (UDA)	276
19/20 Contracted orthodontic activity (UOA)	0
Carry forward orthodontic activity (UOA)	0
Baseline contract value	£230,123.22

ACCESS*

Patients seen in 24 months	Total	Change since previous quarter
Quarter ending September 2018	2,236	
Quarter ending December 2018	2,160	↓
Quarter ending March 2019	2,061	↓
Quarter ending June 2019	1,958	↓
Quarter ending September 2019	1,884	↓
Variance since September 2018	(15.7%)	↓



ACTIVITY



Month	Adjusted Scheduled Activity (UDA)	
	2019	2020
April	-17	-160
May	289	120
June	610	383
July	1,288	1,047
August	1,841	1,341
September	2,291	1,672
October	2,759	
November	3,389	
December	3,869	
January	4,404	
February	5,108	
March	5,812	
April	6,440	
May	6,723	
June	6,723	

QUALITY

	Quantity	Base Number	Contract	AT	Region	England
% of FP17s for the same patient ID Re-attending within 3 months - Children	33	242	13.6%	9.2%	10.8%	11.5%
% of FP17s for the same patient ID Re-attending within 3 months - Adults	123	886	13.9%	14.8%	15.2%	15.4%
% of FP17s for the same patient ID Re-attending between 3 & 9 months - Children	124	242	51.2%	61.5%	62.2%	59.7%
% of FP17s for the same patient ID Re-attending between 3 & 9 months - Adults	524	886	59.1%	52.4%	52.9%	51.7%
% of FP17s for Band 1 Urgent Courses	43	904	4.8%	9.3%	9.7%	9.2%
% of FP17s Relating to Free Repair or Replacements	0	904	0.0%	0.5%	0.6%	0.7%
% of FP17s Relating to Continuations	4	904	0.4%	0.7%	0.7%	0.8%
% of Patients satisfied with the dentistry they have received	4	4	N/A	93.6%	93.6%	93.5%
% of Patients satisfied with the time they had to wait for an appointment	4	4	N/A	88.5%	86.3%	87.4%

* This is based on patients treated on this contract for their most recent course of treatment. Figures in italics indicate the base number of FP17s or Patient Questionnaire responses are less than 100. N/A is shown where the base number of responses is less than 10 during the period. % is calculated as Quantity/Base number*100

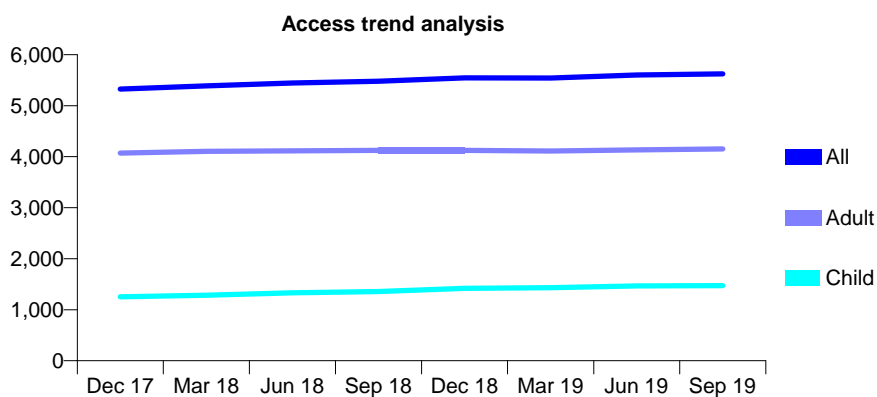
Q68 - Vital Signs At a Glance Contract Report for 123137/0001 - September 2019

Name or company name	South England Dental Practice Partnership
Contract type name	GDS Contract
Purpose of contract	General
Contract start date	01/02/2013
Contract end date	

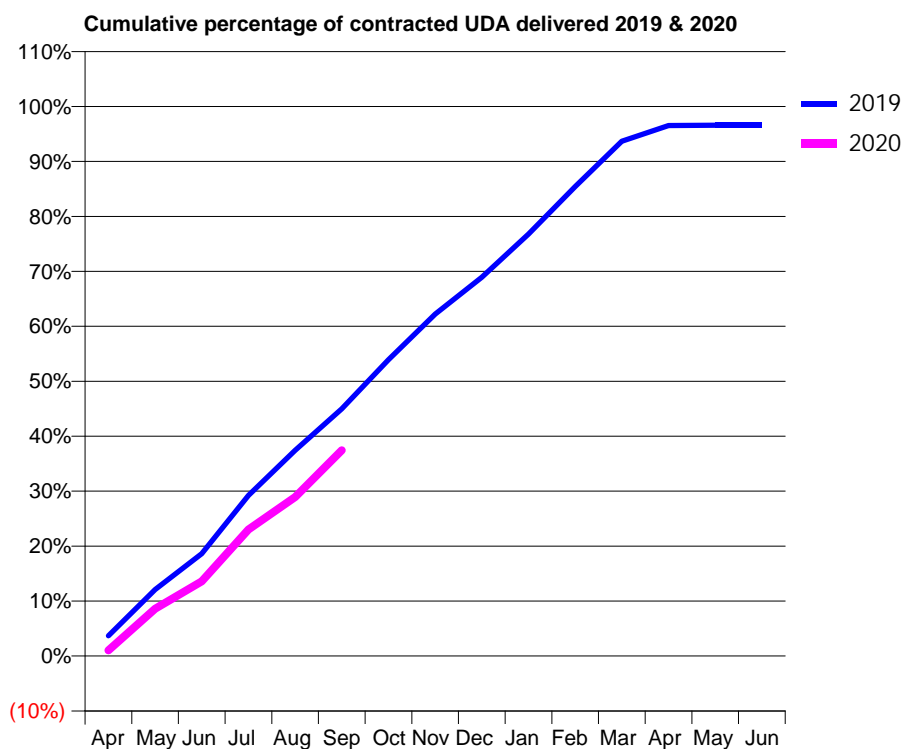
19/20 Contracted general activity (UDA)	14,500
Carry forward general activity (UDA)	496
19/20 Contracted orthodontic activity (UOA)	0
Carry forward orthodontic activity (UOA)	0
Baseline contract value	£399,762.95

ACCESS*

Patients seen in 24 months	Total	Change since previous quarter
Quarter ending September 2018	5,478	
Quarter ending December 2018	5,545	→
Quarter ending March 2019	5,541	→
Quarter ending June 2019	5,600	→
Quarter ending September 2019	5,626	→
Variance since September 2018	2.7%	↑



ACTIVITY



Month	Adjusted Scheduled Activity (UDA)	
	2019	2020
April	536	150
May	1,754	1,248
June	2,699	1,967
July	4,239	3,336
August	5,427	4,198
September	6,523	5,428
October	7,821	
November	9,020	
December	9,992	
January	11,137	
February	12,386	
March	13,580	
April	13,995	
May	14,002	
June	14,003	

QUALITY

	Quantity	Base Number	Contract	AT	Region	England
% of FP17s for the same patient ID Re-attending within 3 months - Children	42	853	4.9%	9.2%	10.8%	11.5%
% of FP17s for the same patient ID Re-attending within 3 months - Adults	184	1,989	9.3%	14.8%	15.2%	15.4%
% of FP17s for the same patient ID Re-attending between 3 & 9 months - Children	377	853	44.2%	61.5%	62.2%	59.7%
% of FP17s for the same patient ID Re-attending between 3 & 9 months - Adults	728	1,989	36.6%	52.4%	52.9%	51.7%
% of FP17s for Band 1 Urgent Courses	234	2,668	8.8%	9.3%	9.7%	9.2%
% of FP17s Relating to Free Repair or Replacements	10	2,668	0.4%	0.5%	0.6%	0.7%
% of FP17s Relating to Continuations	19	2,668	0.7%	0.7%	0.7%	0.8%
% of Patients satisfied with the dentistry they have received	3	3	N/A	93.6%	93.6%	93.5%
% of Patients satisfied with the time they had to wait for an appointment	3	3	N/A	88.5%	86.3%	87.4%

* This is based on patients treated on this contract for their most recent course of treatment. Figures in italics indicate the base number of FP17s or Patient Questionnaire responses are less than 100. N/A is shown where the base number of responses is less than 10 during the period. % is calculated as Quantity/Base number*100

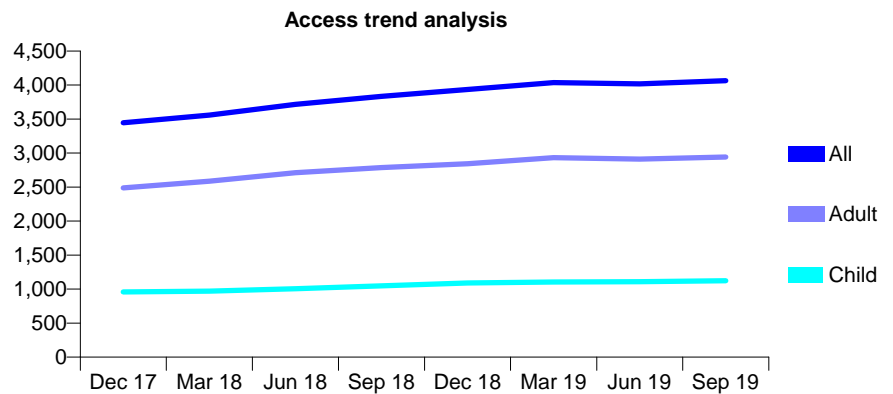
Q68 - Vital Signs At a Glance Contract Report for 123196/0001 - September 2019

Name or company name	Hangleton Dental Practice Limited
Contract type name	GDS Contract
Purpose of contract	General
Contract start date	01/09/2007
Contract end date	

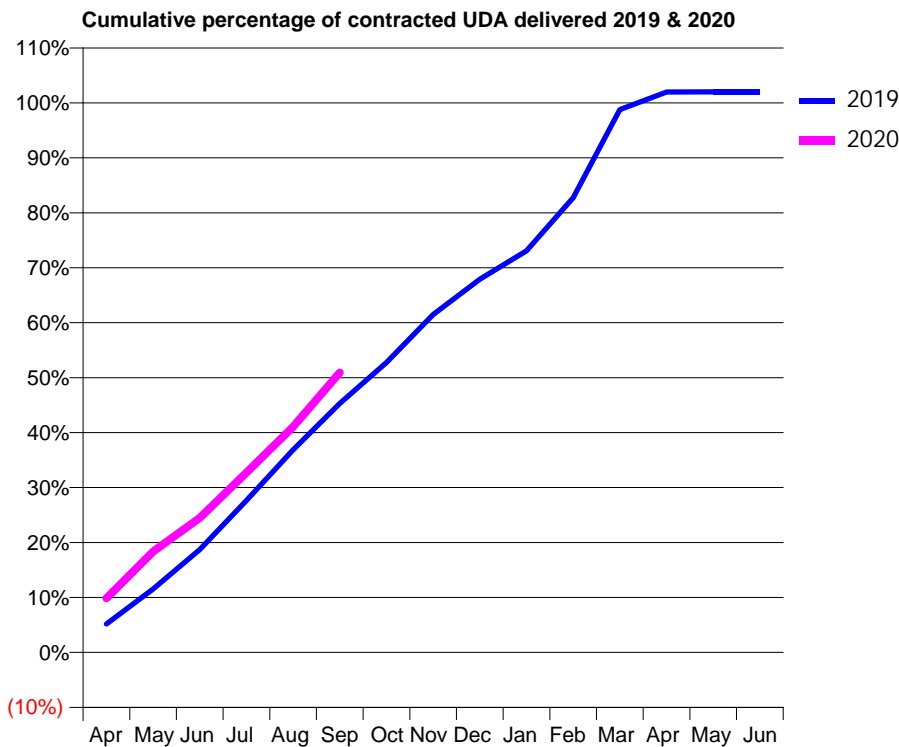
19/20 Contracted general activity (UDA)	11,721
Carry forward general activity (UDA)	0
19/20 Contracted orthodontic activity (UOA)	0
Carry forward orthodontic activity (UOA)	0
Baseline contract value	£306,953.68

ACCESS*

Patients seen in 24 months	Total	Change since previous quarter
Quarter ending September 2018	3,835	
Quarter ending December 2018	3,935	↑
Quarter ending March 2019	4,037	↑
Quarter ending June 2019	4,019	→
Quarter ending September 2019	4,066	→
Variance since September 2018	6.0%	↑



ACTIVITY



Month	Adjusted Scheduled Activity (UDA)	
	2019	2020
April	607	1,155
May	1,354	2,152
June	2,195	2,869
July	3,242	3,836
August	4,323	4,814
September	5,310	5,970
October	6,182	
November	7,205	
December	7,958	
January	8,565	
February	9,700	
March	11,575	
April	11,955	
May	11,957	
June	11,956	

QUALITY

	Quantity	Base Number	Contract	AT	Region	England
% of FP17s for the same patient ID Re-attending within 3 months - Children	41	776	5.3%	9.2%	10.8%	11.5%
% of FP17s for the same patient ID Re-attending within 3 months - Adults	237	1,829	13.0%	14.8%	15.2%	15.4%
% of FP17s for the same patient ID Re-attending between 3 & 9 months - Children	452	776	58.2%	61.5%	62.2%	59.7%
% of FP17s for the same patient ID Re-attending between 3 & 9 months - Adults	969	1,829	53.0%	52.4%	52.9%	51.7%
% of FP17s for Band 1 Urgent Courses	231	2,428	9.5%	9.3%	9.7%	9.2%
% of FP17s Relating to Free Repair or Replacements	13	2,428	0.5%	0.5%	0.6%	0.7%
% of FP17s Relating to Continuations	4	2,428	0.2%	0.7%	0.7%	0.8%
% of Patients satisfied with the dentistry they have received	3	3	N/A	93.6%	93.6%	93.5%
% of Patients satisfied with the time they had to wait for an appointment	2	3	N/A	88.5%	86.3%	87.4%

* This is based on patients treated on this contract for their most recent course of treatment. Figures in italics indicate the base number of FP17s or Patient Questionnaire responses are less than 100. N/A is shown where the base number of responses is less than 10 during the period. % is calculated as Quantity/Base number*100

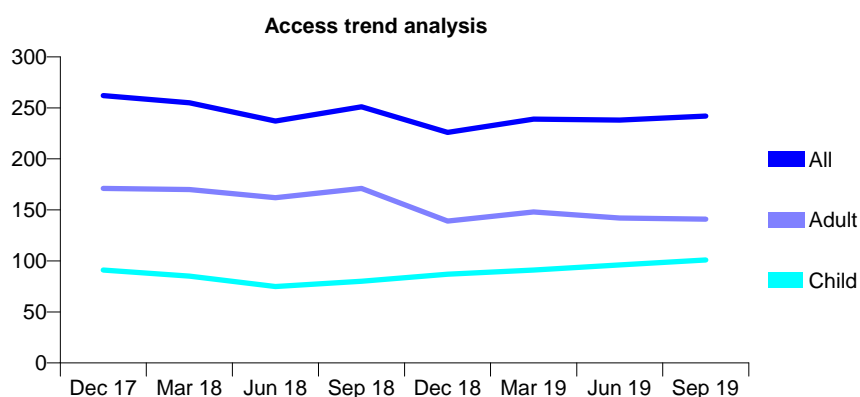
Q68 - Vital Signs At a Glance Contract Report for 123323/0001 - September 2019

Name or company name	Guyver & Patel
Contract type name	GDS Contract
Purpose of contract	General
Contract start date	01/08/2013
Contract end date	

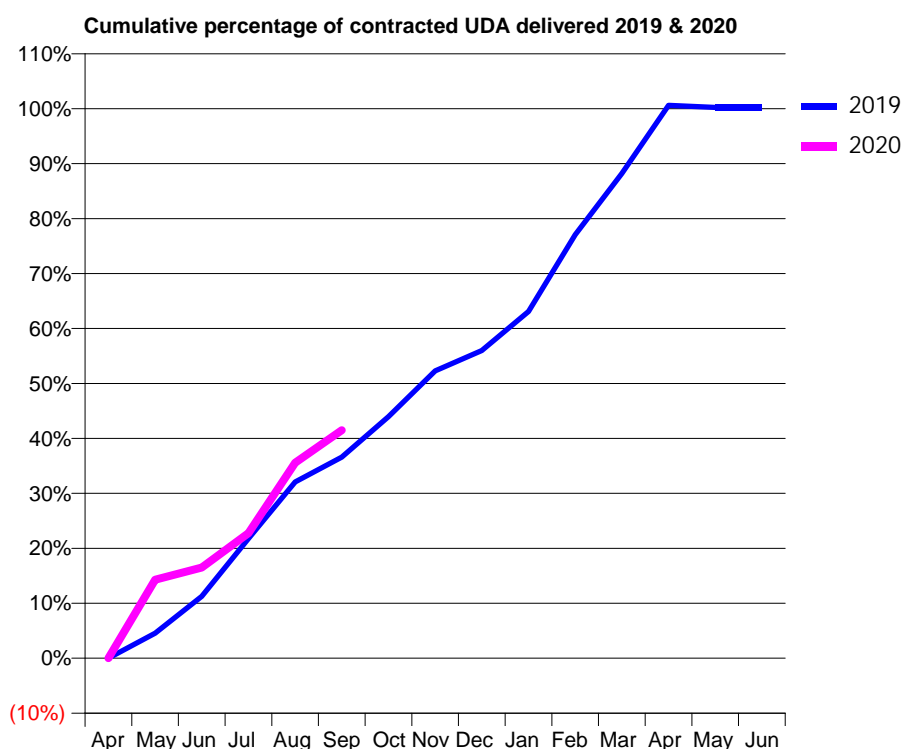
19/20 Contracted general activity (UDA)	820
Carry forward general activity (UDA)	0
19/20 Contracted orthodontic activity (UOA)	0
Carry forward orthodontic activity (UOA)	0
Baseline contract value	£23,339.73

ACCESS*

Patients seen in 24 months	Total	Change since previous quarter
Quarter ending September 2018	251	
Quarter ending December 2018	226	↓
Quarter ending March 2019	239	↑
Quarter ending June 2019	238	→
Quarter ending September 2019	242	→
Variance since September 2018	(3.6%)	↓



ACTIVITY



Month	2019	2020
April	0	0
May	37	117
June	92	135
July	179	187
August	263	292
September	300	340
October	360	
November	429	
December	459	
January	517	
February	632	
March	723	
April	825	
May	822	
June	822	

QUALITY

	Quantity	Base Number	Contract	AT	Region	England
% of FP17s for the same patient ID Re-attending within 3 months - Children	4	67	6.0%	9.2%	10.8%	11.5%
% of FP17s for the same patient ID Re-attending within 3 months - Adults	22	94	23.4%	14.8%	15.2%	15.4%
% of FP17s for the same patient ID Re-attending between 3 & 9 months - Children	39	67	58.2%	61.5%	62.2%	59.7%
% of FP17s for the same patient ID Re-attending between 3 & 9 months - Adults	42	94	44.7%	52.4%	52.9%	51.7%
% of FP17s for Band 1 Urgent Courses	16	140	11.4%	9.3%	9.7%	9.2%
% of FP17s Relating to Free Repair or Replacements	0	140	0.0%	0.5%	0.6%	0.7%
% of FP17s Relating to Continuations	3	140	2.1%	0.7%	0.7%	0.8%
% of Patients satisfied with the dentistry they have received	0	0	N/A	93.6%	93.6%	93.5%
% of Patients satisfied with the time they had to wait for an appointment	0	0	N/A	88.5%	86.3%	87.4%

* This is based on patients treated on this contract for their most recent course of treatment.

Figures in italics indicate the base number of FP17s or Patient Questionnaire responses are less than 100. N/A is shown where the base number of responses is less than 10 during the period. % is calculated as Quantity/Base number*100

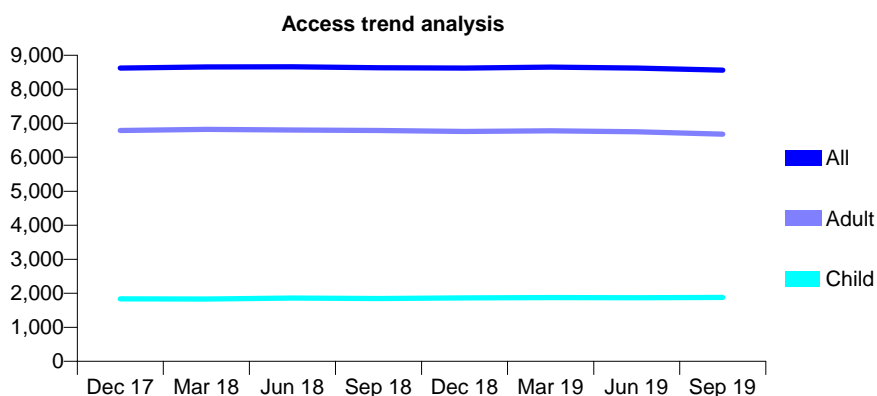
Q68 - Vital Signs At a Glance Contract Report for 123773/0002 - September 2019

Name or company name	Dr Simon J Chard and Dr Meghan P Chard
Contract type name	GDS Contract
Purpose of contract	General
Contract start date	07/09/2015
Contract end date	

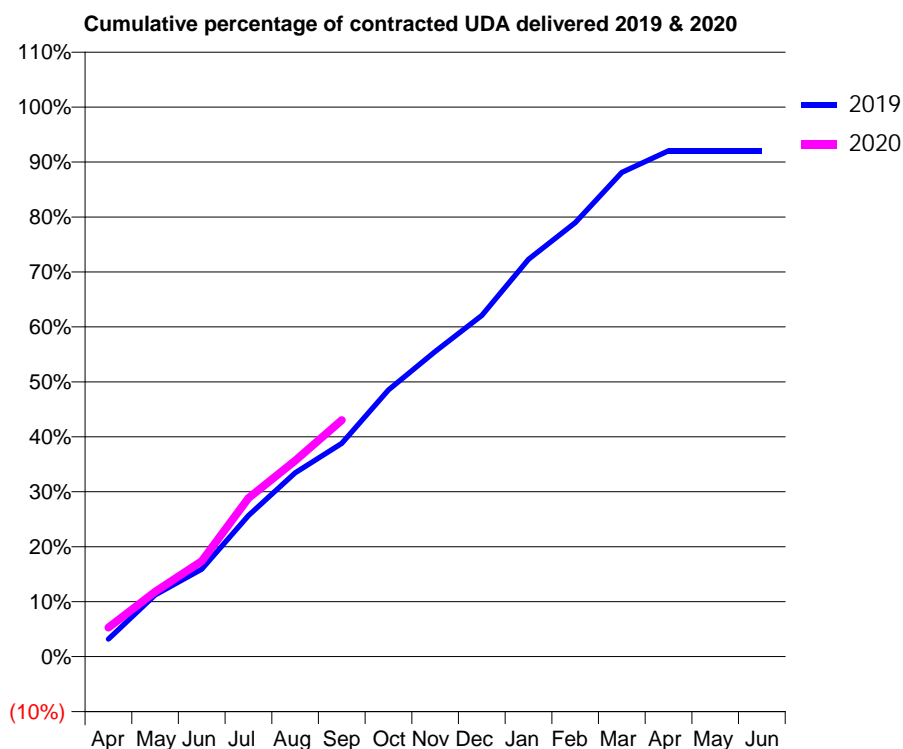
19/20 Contracted general activity (UDA)	24,746
Carry forward general activity (UDA)	0
19/20 Contracted orthodontic activity (UOA)	0
Carry forward orthodontic activity (UOA)	0
Baseline contract value	£603,683.39

ACCESS*

Patients seen in 24 months	Total	Change since previous quarter
Quarter ending September 2018	8,634	
Quarter ending December 2018	8,626	→
Quarter ending March 2019	8,654	→
Quarter ending June 2019	8,626	→
Quarter ending September 2019	8,563	→
Variance since September 2018	(0.8%)	→



ACTIVITY



Month	Adjusted Scheduled Activity (UDA)	
	2019	2020
April	792	1,307
May	2,779	2,919
June	3,939	4,302
July	6,348	7,135
August	8,279	8,826
September	9,602	10,649
October	12,013	
November	13,743	
December	15,362	
January	17,891	
February	19,544	
March	21,802	
April	22,774	
May	22,776	
June	22,776	

QUALITY

	Quantity	Base Number	Contract	AT	Region	England
% of FP17s for the same patient ID Re-attending within 3 months - Children	95	1,388	6.8%	9.2%	10.8%	11.5%
% of FP17s for the same patient ID Re-attending within 3 months - Adults	881	4,961	17.8%	14.8%	15.2%	15.4%
% of FP17s for the same patient ID Re-attending between 3 & 9 months - Children	936	1,388	67.4%	61.5%	62.2%	59.7%
% of FP17s for the same patient ID Re-attending between 3 & 9 months - Adults	2,886	4,961	58.2%	52.4%	52.9%	51.7%
% of FP17s for Band 1 Urgent Courses	687	5,844	11.8%	9.3%	9.7%	9.2%
% of FP17s Relating to Free Repair or Replacements	42	5,844	0.7%	0.5%	0.6%	0.7%
% of FP17s Relating to Continuations	92	5,844	1.6%	0.7%	0.7%	0.8%
% of Patients satisfied with the dentistry they have received	3	3	N/A	93.6%	93.6%	93.5%
% of Patients satisfied with the time they had to wait for an appointment	3	3	N/A	88.5%	86.3%	87.4%

* This is based on patients treated on this contract for their most recent course of treatment. Figures in italics indicate the base number of FP17s or Patient Questionnaire responses are less than 100. N/A is shown where the base number of responses is less than 10 during the period. % is calculated as Quantity/Base number*100

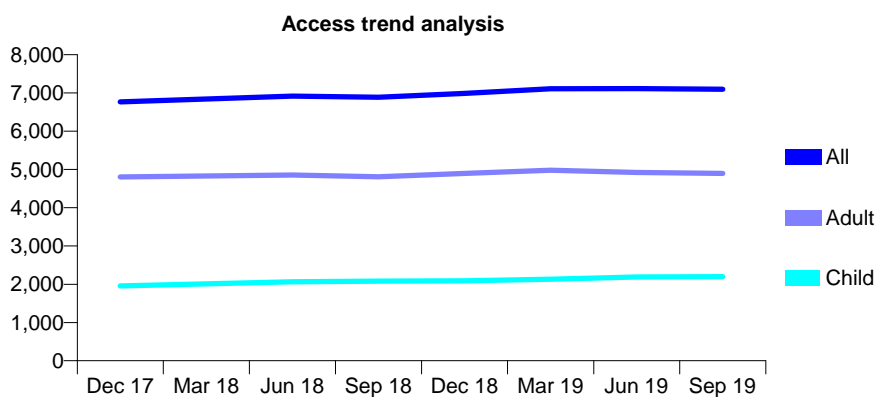
Q68 - Vital Signs At a Glance Contract Report for 125776/0004 - September 2019

Name or company name	Apex Dental Care Ltd
Contract type name	GDS Contract
Purpose of contract	General
Contract start date	01/08/2009
Contract end date	

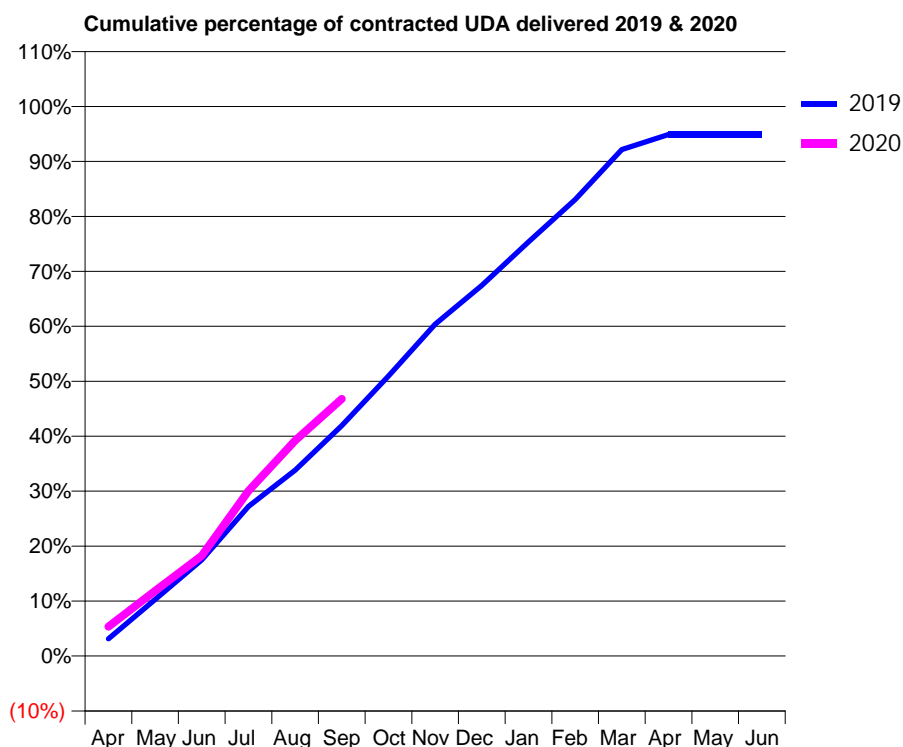
19/20 Contracted general activity (UDA)	16,978
Carry forward general activity (UDA)	0
19/20 Contracted orthodontic activity (UOA)	0
Carry forward orthodontic activity (UOA)	0
Baseline contract value	£430,334.72

ACCESS*

Patients seen in 24 months	Total	Change since previous quarter
Quarter ending September 2018	6,887	
Quarter ending December 2018	6,986	→
Quarter ending March 2019	7,110	→
Quarter ending June 2019	7,112	→
Quarter ending September 2019	7,096	→
Variance since September 2018	3.0%	↑



ACTIVITY



Month	Adjusted Scheduled Activity (UDA)	
	2019	2020
April	534	910
May	1,750	2,015
June	2,967	3,097
July	4,619	5,103
August	5,747	6,658
September	7,117	7,940
October	8,649	
November	10,252	
December	11,448	
January	12,795	
February	14,103	
March	15,645	
April	16,110	
May	16,110	
June	16,111	

QUALITY

	Quantity	Base Number	Contract	AT	Region	England
% of FP17s for the same patient ID Re-attending within 3 months - Children	168	1,951	8.6%	9.2%	10.8%	11.5%
% of FP17s for the same patient ID Re-attending within 3 months - Adults	458	3,771	12.1%	14.8%	15.2%	15.4%
% of FP17s for the same patient ID Re-attending between 3 & 9 months - Children	1,314	1,951	67.4%	61.5%	62.2%	59.7%
% of FP17s for the same patient ID Re-attending between 3 & 9 months - Adults	2,453	3,771	65.0%	52.4%	52.9%	51.7%
% of FP17s for Band 1 Urgent Courses	316	5,428	5.8%	9.3%	9.7%	9.2%
% of FP17s Relating to Free Repair or Replacements	56	5,428	1.0%	0.5%	0.6%	0.7%
% of FP17s Relating to Continuations	42	5,428	0.8%	0.7%	0.7%	0.8%
% of Patients satisfied with the dentistry they have received	1	1	N/A	93.6%	93.6%	93.5%
% of Patients satisfied with the time they had to wait for an appointment	1	1	N/A	88.5%	86.3%	87.4%

* This is based on patients treated on this contract for their most recent course of treatment. Figures in italics indicate the base number of FP17s or Patient Questionnaire responses are less than 100. N/A is shown where the base number of responses is less than 10 during the period. % is calculated as Quantity/Base number*100

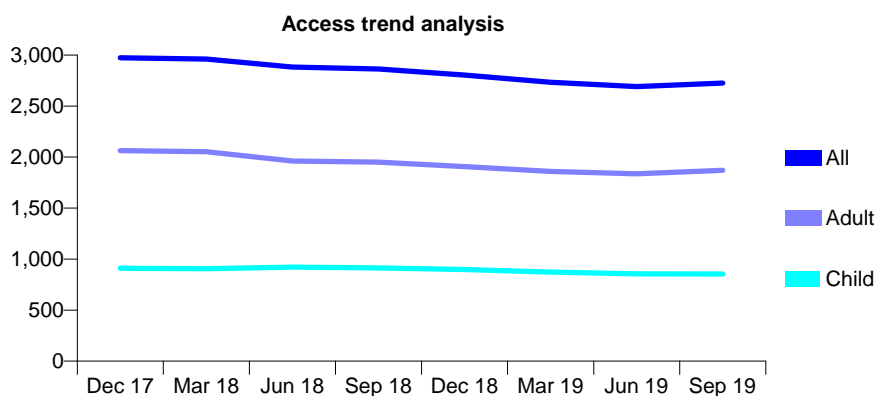
Q68 - Vital Signs At a Glance Contract Report for 125776/0005 - September 2019

Name or company name	Apex Dental Care Ltd
Contract type name	GDS Contract
Purpose of contract	General
Contract start date	01/08/2009
Contract end date	

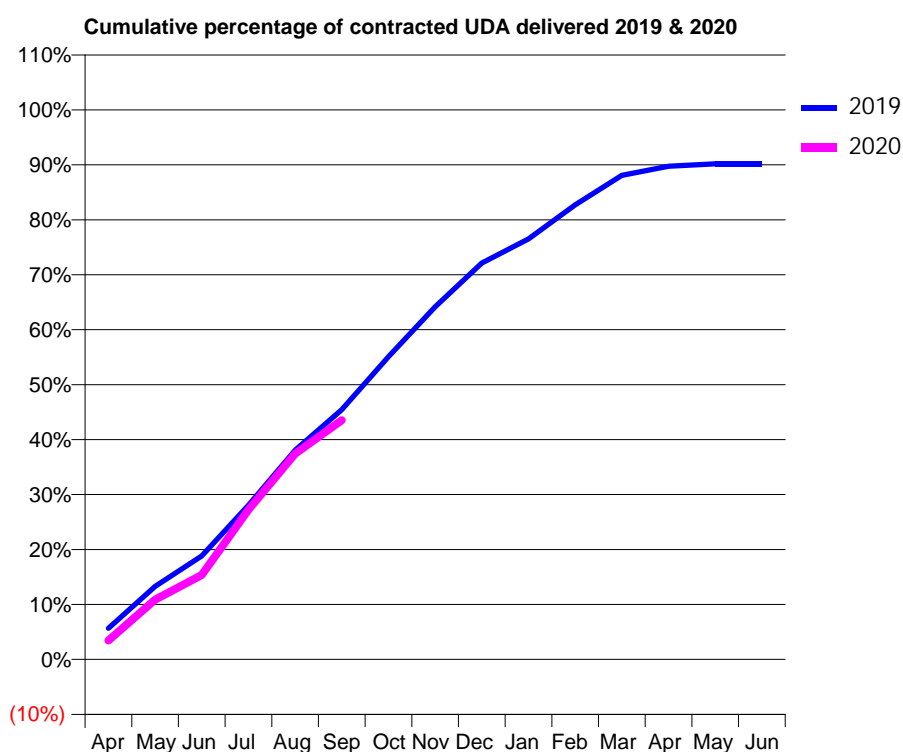
19/20 Contracted general activity (UDA)	7,125
Carry forward general activity (UDA)	0
19/20 Contracted orthodontic activity (UOA)	0
Carry forward orthodontic activity (UOA)	0
Baseline contract value	£194,414.23

ACCESS*

Patients seen in 24 months	Total	Change since previous quarter
Quarter ending September 2018	2,864	
Quarter ending December 2018	2,804	↓
Quarter ending March 2019	2,733	↓
Quarter ending June 2019	2,691	↓
Quarter ending September 2019	2,725	→
Variance since September 2018	(4.9%)	↓



ACTIVITY



Month	Adjusted Scheduled Activity (UDA)	
	2019	2020
April	404	246
May	948	776
June	1,342	1,095
July	2,000	1,940
August	2,714	2,667
September	3,237	3,100
October	3,926	
November	4,573	
December	5,139	
January	5,453	
February	5,893	
March	6,275	
April	6,393	
May	6,426	
June	6,426	

QUALITY

	Quantity	Base Number	Contract	AT	Region	England
% of FP17s for the same patient ID Re-attending within 3 months - Children	49	728	6.7%	9.2%	10.8%	11.5%
% of FP17s for the same patient ID Re-attending within 3 months - Adults	215	1,419	15.2%	14.8%	15.2%	15.4%
% of FP17s for the same patient ID Re-attending between 3 & 9 months - Children	437	728	60.0%	61.5%	62.2%	59.7%
% of FP17s for the same patient ID Re-attending between 3 & 9 months - Adults	764	1,419	53.8%	52.4%	52.9%	51.7%
% of FP17s for Band 1 Urgent Courses	192	1,976	9.7%	9.3%	9.7%	9.2%
% of FP17s Relating to Free Repair or Replacements	26	1,976	1.3%	0.5%	0.6%	0.7%
% of FP17s Relating to Continuations	5	1,976	0.3%	0.7%	0.7%	0.8%
% of Patients satisfied with the dentistry they have received	1	1	N/A	93.6%	93.6%	93.5%
% of Patients satisfied with the time they had to wait for an appointment	1	1	N/A	88.5%	86.3%	87.4%

* This is based on patients treated on this contract for their most recent course of treatment. Figures in italics indicate the base number of FP17s or Patient Questionnaire responses are less than 100. N/A is shown where the base number of responses is less than 10 during the period. % is calculated as Quantity/Base number*100

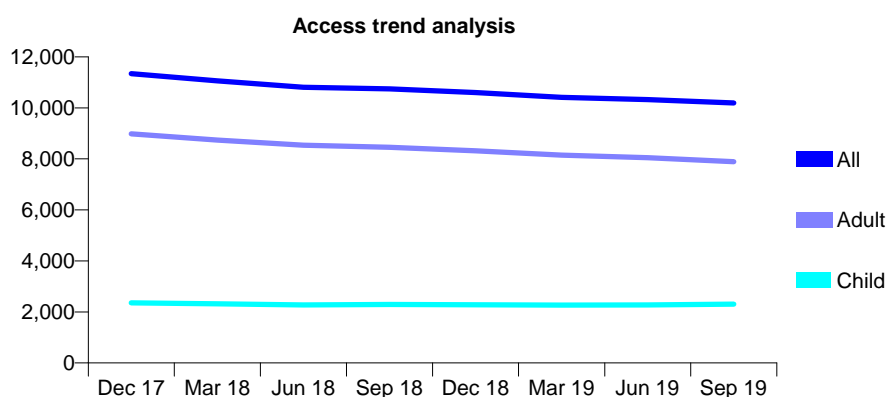
Q68 - Vital Signs At a Glance Contract Report for 125776/0011 - September 2019

Name or company name	Apex Dental Care Ltd
Contract type name	GDS Contract
Purpose of contract	General
Contract start date	01/06/2011
Contract end date	

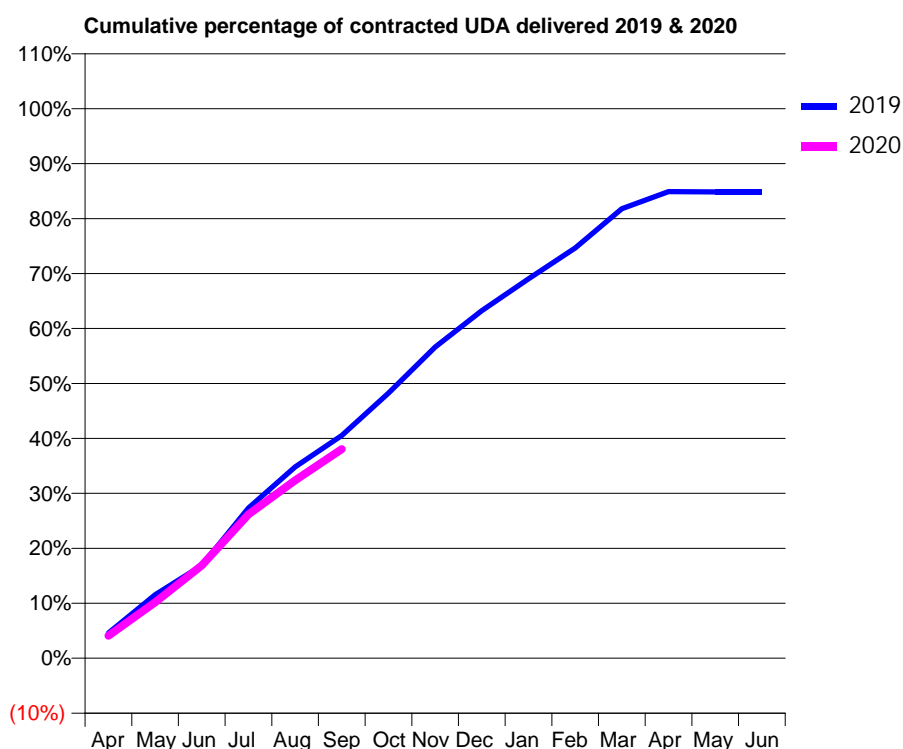
19/20 Contracted general activity (UDA)	36,901
Carry forward general activity (UDA)	0
19/20 Contracted orthodontic activity (UOA)	0
Carry forward orthodontic activity (UOA)	0
Baseline contract value	£977,179.38

ACCESS*

Patients seen in 24 months	Total	Change since previous quarter
Quarter ending September 2018	10,747	
Quarter ending December 2018	10,599	↓
Quarter ending March 2019	10,412	↓
Quarter ending June 2019	10,324	→
Quarter ending September 2019	10,196	↓
Variance since September 2018	(5.1%)	↓



ACTIVITY



Month	2019	2020
April	1,699	1,513
May	4,263	3,759
June	6,227	6,224
July	10,085	9,658
August	12,847	11,952
September	14,946	14,040
October	17,805	
November	20,894	
December	23,342	
January	25,468	
February	27,551	
March	30,178	
April	31,325	
May	31,312	
June	31,306	

QUALITY

	Quantity	Base Number	Contract	AT	Region	England
% of FP17s for the same patient ID Re-attending within 3 months - Children	145	1,741	8.3%	9.2%	10.8%	11.5%
% of FP17s for the same patient ID Re-attending within 3 months - Adults	918	5,736	16.0%	14.8%	15.2%	15.4%
% of FP17s for the same patient ID Re-attending between 3 & 9 months - Children	994	1,741	57.1%	61.5%	62.2%	59.7%
% of FP17s for the same patient ID Re-attending between 3 & 9 months - Adults	3,183	5,736	55.5%	52.4%	52.9%	51.7%
% of FP17s for Band 1 Urgent Courses	851	6,981	12.2%	9.3%	9.7%	9.2%
% of FP17s Relating to Free Repair or Replacements	42	6,981	0.6%	0.5%	0.6%	0.7%
% of FP17s Relating to Continuations	15	6,981	0.2%	0.7%	0.7%	0.8%
% of Patients satisfied with the dentistry they have received	3	4	N/A	93.6%	93.6%	93.5%
% of Patients satisfied with the time they had to wait for an appointment	2	4	N/A	88.5%	86.3%	87.4%

* This is based on patients treated on this contract for their most recent course of treatment.

Figures in italics indicate the base number of FP17s or Patient Questionnaire responses are less than 100. N/A is shown where the base number of responses is less than 10 during the period. % is calculated as Quantity/Base number*100

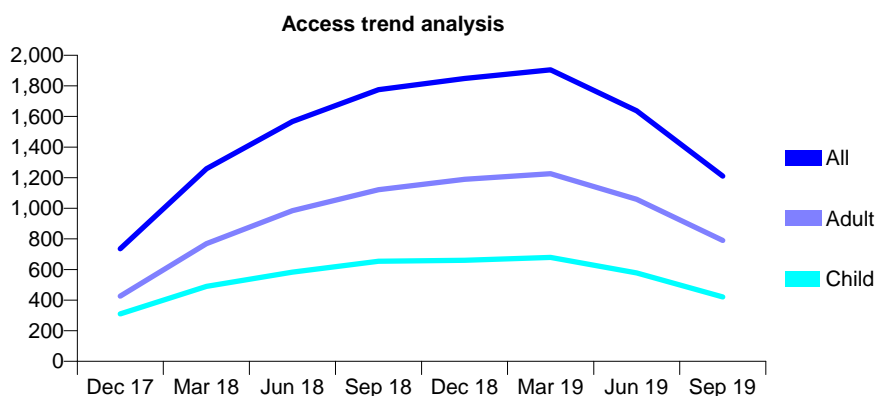
Q68 - Vital Signs At a Glance Contract Report for 125776/0013 - September 2019

Name or company name	Apex Dental Care Ltd
Contract type name	GDS Contract
Purpose of contract	General
Contract start date	09/02/2013
Contract end date	

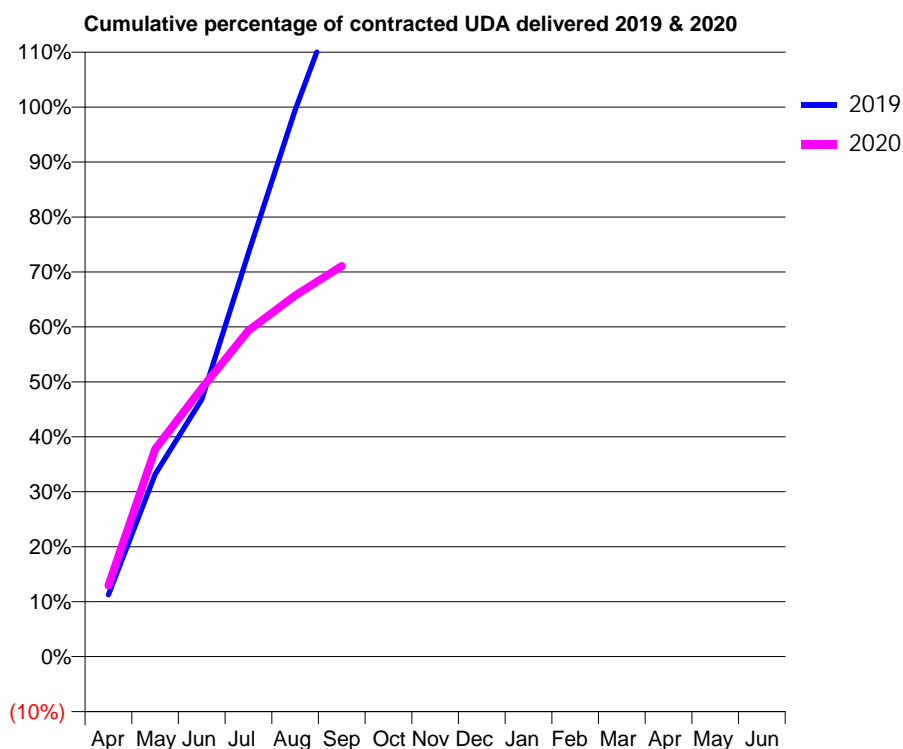
19/20 Contracted general activity (UDA)	2,035
Carry forward general activity (UDA)	0
19/20 Contracted orthodontic activity (UOA)	0
Carry forward orthodontic activity (UOA)	0
Baseline contract value	£57,423.48

ACCESS*

Patients seen in 24 months	Total	Change since previous quarter
Quarter ending September 2018	1,776	
Quarter ending December 2018	1,849	↑
Quarter ending March 2019	1,905	↑
Quarter ending June 2019	1,637	↓
Quarter ending September 2019	1,211	↓
Variance since September 2018	(31.8%)	↓



ACTIVITY



Month	Adjusted Scheduled Activity (UDA)	
	2019	2020
April	229	263
May	675	769
June	952	994
July	1,494	1,208
August	2,025	1,337
September	2,486	1,446
October	3,117	
November	3,640	
December	4,071	
January	4,571	
February	5,036	
March	5,414	
April	5,621	
May	5,283	
June	5,283	

QUALITY

	Quantity	Base Number	Contract	AT	Region	England
% of FP17s for the same patient ID Re-attending within 3 months - Children	9	195	4.6%	9.2%	10.8%	11.5%
% of FP17s for the same patient ID Re-attending within 3 months - Adults	63	405	15.6%	14.8%	15.2%	15.4%
% of FP17s for the same patient ID Re-attending between 3 & 9 months - Children	116	195	59.5%	61.5%	62.2%	59.7%
% of FP17s for the same patient ID Re-attending between 3 & 9 months - Adults	230	405	56.8%	52.4%	52.9%	51.7%
% of FP17s for Band 1 Urgent Courses	71	687	10.3%	9.3%	9.7%	9.2%
% of FP17s Relating to Free Repair or Replacements	6	687	0.9%	0.5%	0.6%	0.7%
% of FP17s Relating to Continuations	5	687	0.7%	0.7%	0.7%	0.8%
% of Patients satisfied with the dentistry they have received	0	0	N/A	93.6%	93.6%	93.5%
% of Patients satisfied with the time they had to wait for an appointment	0	0	N/A	88.5%	86.3%	87.4%

* This is based on patients treated on this contract for their most recent course of treatment. Figures in italics indicate the base number of FP17s or Patient Questionnaire responses are less than 100. N/A is shown where the base number of responses is less than 10 during the period. % is calculated as Quantity/Base number*100

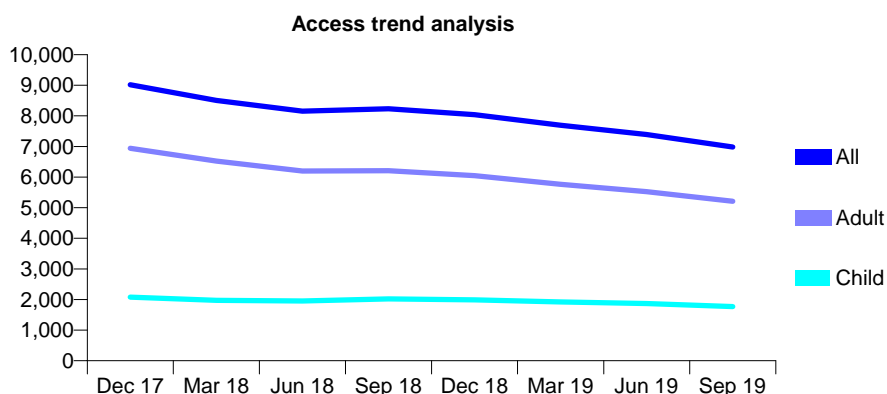
Q68 - Vital Signs At a Glance Contract Report for 125776/0014 - September 2019

Name or company name	Apex Dental Care Ltd
Contract type name	GDS Contract
Purpose of contract	General
Contract start date	09/02/2013
Contract end date	

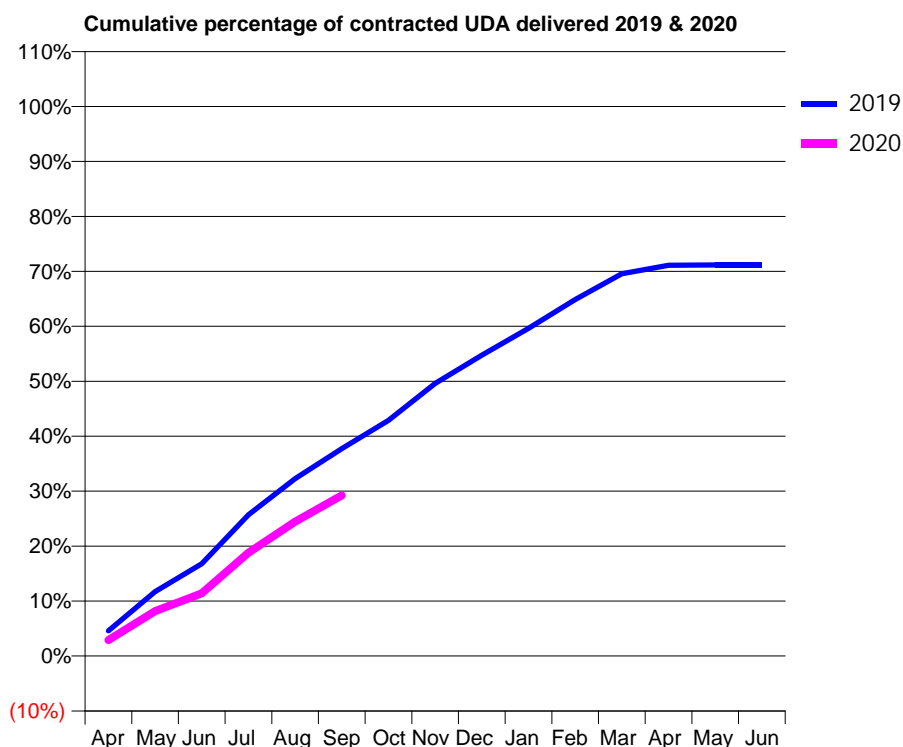
19/20 Contracted general activity (UDA)	28,000
Carry forward general activity (UDA)	0
19/20 Contracted orthodontic activity (UOA)	0
Carry forward orthodontic activity (UOA)	0
Baseline contract value	£787,950.35

ACCESS*

Patients seen in 24 months	Total	Change since previous quarter
Quarter ending September 2018	8,233	
Quarter ending December 2018	8,036	↓
Quarter ending March 2019	7,692	↓
Quarter ending June 2019	7,390	↓
Quarter ending September 2019	6,981	↓
Variance since September 2018	(15.2%)	↓



ACTIVITY



Month	Adjusted Scheduled Activity (UDA)	
	2019	2020
April	1,410	815
May	3,598	2,288
June	5,145	3,194
July	7,885	5,264
August	9,900	6,847
September	11,569	8,184
October	13,151	
November	15,215	
December	16,785	
January	18,286	
February	19,890	
March	21,327	
April	21,798	
May	21,818	
June	21,818	

QUALITY

	Quantity	Base Number	Contract	AT	Region	England
% of FP17s for the same patient ID Re-attending within 3 months - Children	54	934	5.8%	9.2%	10.8%	11.5%
% of FP17s for the same patient ID Re-attending within 3 months - Adults	343	2,850	12.0%	14.8%	15.2%	15.4%
% of FP17s for the same patient ID Re-attending between 3 & 9 months - Children	443	934	47.4%	61.5%	62.2%	59.7%
% of FP17s for the same patient ID Re-attending between 3 & 9 months - Adults	1,680	2,850	58.9%	52.4%	52.9%	51.7%
% of FP17s for Band 1 Urgent Courses	210	3,590	5.8%	9.3%	9.7%	9.2%
% of FP17s Relating to Free Repair or Replacements	10	3,590	0.3%	0.5%	0.6%	0.7%
% of FP17s Relating to Continuations	51	3,590	1.4%	0.7%	0.7%	0.8%
% of Patients satisfied with the dentistry they have received	1	1	N/A	93.6%	93.6%	93.5%
% of Patients satisfied with the time they had to wait for an appointment	1	1	N/A	88.5%	86.3%	87.4%

* This is based on patients treated on this contract for their most recent course of treatment. Figures in italics indicate the base number of FP17s or Patient Questionnaire responses are less than 100. N/A is shown where the base number of responses is less than 10 during the period. % is calculated as Quantity/Base number*100

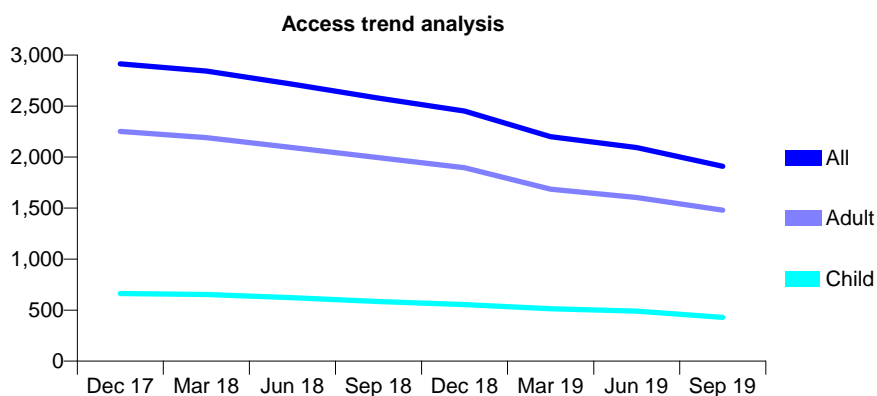
Q68 - Vital Signs At a Glance Contract Report for 126470/0001 - September 2019

Name or company name	Steyning Dental Care Ltd
Contract type name	GDS Contract
Purpose of contract	General
Contract start date	01/05/2011
Contract end date	

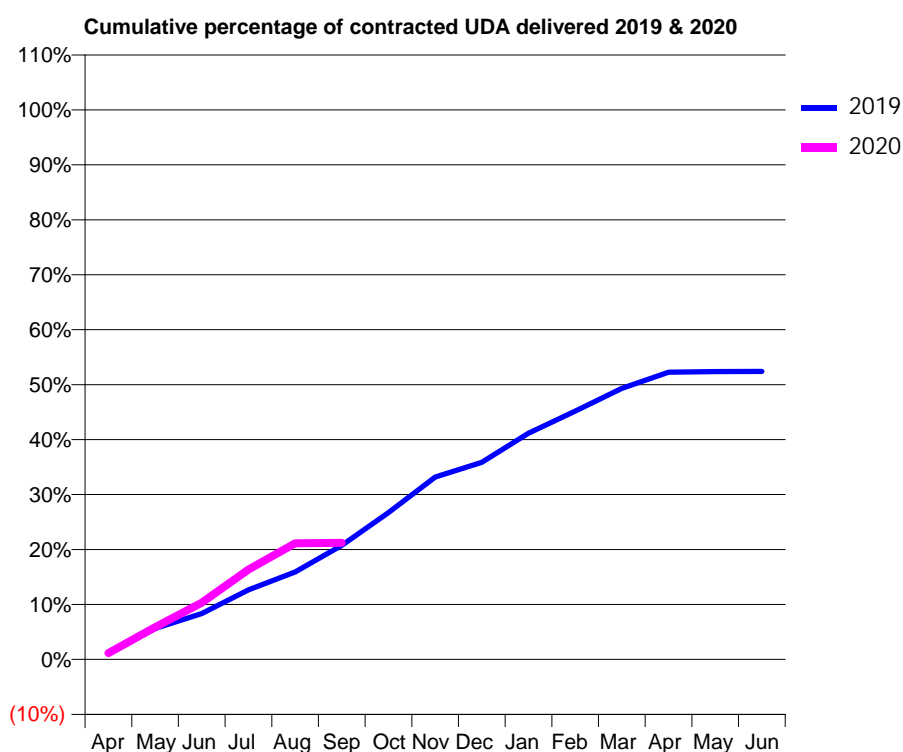
19/20 Contracted general activity (UDA)	11,000
Carry forward general activity (UDA)	0
19/20 Contracted orthodontic activity (UOA)	0
Carry forward orthodontic activity (UOA)	0
Baseline contract value	£318,601.31

ACCESS*

Patients seen in 24 months	Total	Change since previous quarter
Quarter ending September 2018	2,579	
Quarter ending December 2018	2,451	↓
Quarter ending March 2019	2,199	↓
Quarter ending June 2019	2,093	↓
Quarter ending September 2019	1,910	↓
Variance since September 2018	(25.9%)	↓



ACTIVITY



Month	2019	2020
April	145	126
May	620	648
June	920	1,135
July	1,393	1,799
August	1,752	2,323
September	2,283	2,335
October	2,942	
November	3,650	
December	3,945	
January	4,529	
February	4,972	
March	5,426	
April	5,748	
May	5,762	
June	5,765	

QUALITY

	Quantity	Base Number	Contract	AT	Region	England
% of FP17s for the same patient ID Re-attending within 3 months - Children	26	224	11.6%	9.2%	10.8%	11.5%
% of FP17s for the same patient ID Re-attending within 3 months - Adults	163	853	19.1%	14.8%	15.2%	15.4%
% of FP17s for the same patient ID Re-attending between 3 & 9 months - Children	109	224	48.7%	61.5%	62.2%	59.7%
% of FP17s for the same patient ID Re-attending between 3 & 9 months - Adults	401	853	47.0%	52.4%	52.9%	51.7%
% of FP17s for Band 1 Urgent Courses	100	942	10.6%	9.3%	9.7%	9.2%
% of FP17s Relating to Free Repair or Replacements	12	942	1.3%	0.5%	0.6%	0.7%
% of FP17s Relating to Continuations	30	942	3.2%	0.7%	0.7%	0.8%
% of Patients satisfied with the dentistry they have received	0	1	N/A	93.6%	93.6%	93.5%
% of Patients satisfied with the time they had to wait for an appointment	1	1	N/A	88.5%	86.3%	87.4%

* This is based on patients treated on this contract for their most recent course of treatment. Figures in italics indicate the base number of FP17s or Patient Questionnaire responses are less than 100. N/A is shown where the base number of responses is less than 10 during the period. % is calculated as Quantity/Base number*100

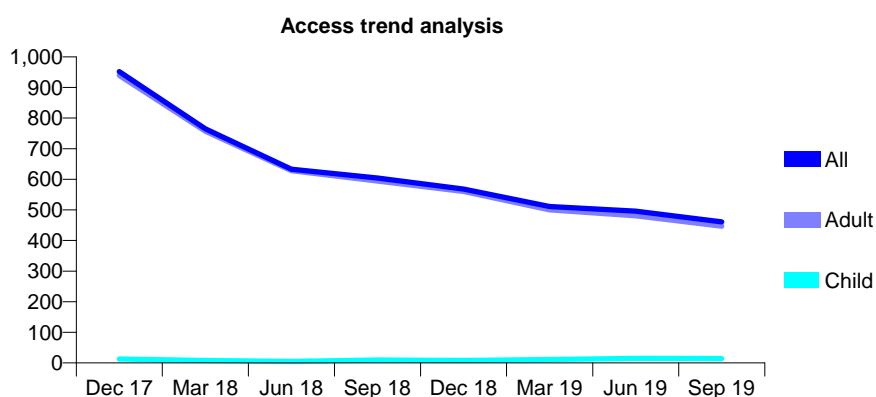
Q68 - Vital Signs At a Glance Contract Report for 126470/0002 - September 2019

Name or company name	Steyning Dental Care Ltd
Contract type name	GDS Contract
Purpose of contract	General
Contract start date	01/05/2011
Contract end date	

19/20 Contracted general activity (UDA)	3,600
Carry forward general activity (UDA)	0
19/20 Contracted orthodontic activity (UOA)	0
Carry forward orthodontic activity (UOA)	0
Baseline contract value	£191,826.86

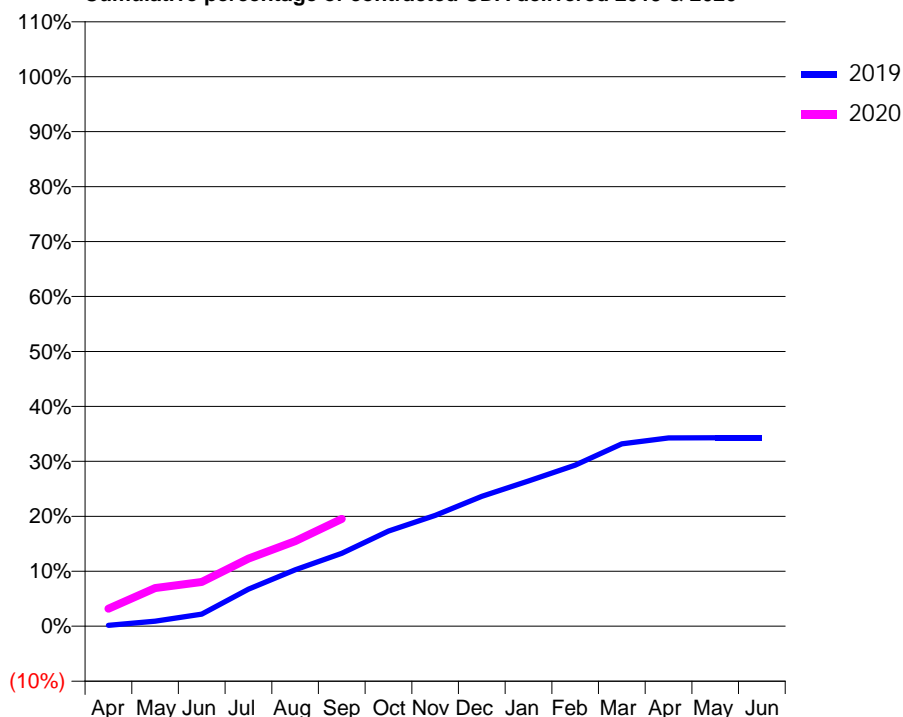
ACCESS*

Patients seen in 24 months	Total	Change since previous quarter
Quarter ending September 2018	604	
Quarter ending December 2018	568	↓
Quarter ending March 2019	511	↓
Quarter ending June 2019	496	↓
Quarter ending September 2019	461	↓
Variance since September 2018	(23.7%)	↓



ACTIVITY

Cumulative percentage of contracted UDA delivered 2019 & 2020



Month	2019	2020
April	6	115
May	33	250
June	79	290
July	243	443
August	370	557
September	477	703
October	623	
November	726	
December	851	
January	952	
February	1,056	
March	1,195	
April	1,233	
May	1,235	
June	1,235	

QUALITY

	Quantity	Base Number	Contract	AT	Region	England
% of FP17s for the same patient ID Re-attending within 3 months - Children	0	15	0.0%	9.2%	10.8%	11.5%
% of FP17s for the same patient ID Re-attending within 3 months - Adults	3	212	1.4%	14.8%	15.2%	15.4%
% of FP17s for the same patient ID Re-attending between 3 & 9 months - Children	0	15	0.0%	61.5%	62.2%	59.7%
% of FP17s for the same patient ID Re-attending between 3 & 9 months - Adults	2	212	0.9%	52.4%	52.9%	51.7%
% of FP17s for Band 1 Urgent Courses	0	209	0.0%	9.3%	9.7%	9.2%
% of FP17s Relating to Free Repair or Replacements	0	209	0.0%	0.5%	0.6%	0.7%
% of FP17s Relating to Continuations	1	209	0.5%	0.7%	0.7%	0.8%
% of Patients satisfied with the dentistry they have received	0	0	N/A	93.6%	93.6%	93.5%
% of Patients satisfied with the time they had to wait for an appointment	0	0	N/A	88.5%	86.3%	87.4%

* This is based on patients treated on this contract for their most recent course of treatment.

Figures in italics indicate the base number of FP17s or Patient Questionnaire responses are less than 100. N/A is shown where the base number of responses is less than 10 during the period. % is calculated as Quantity/Base number*100

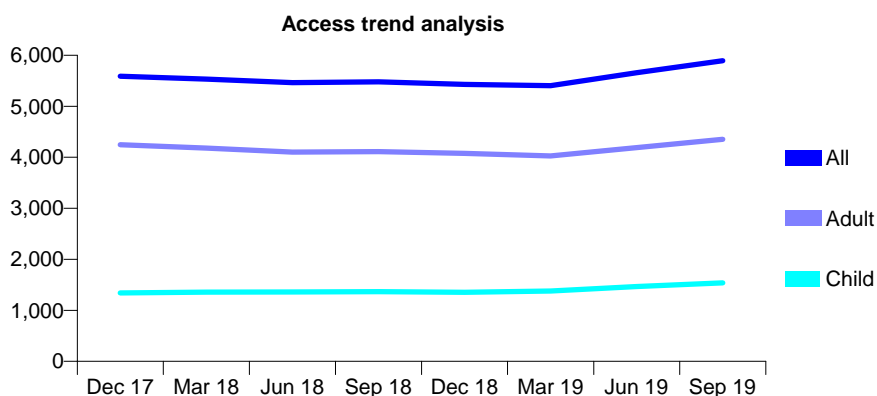
Q68 - Vital Signs At a Glance Contract Report for 128279/0001 - September 2019

Name or company name	Bright DS Limited
Contract type name	GDS Contract
Purpose of contract	General
Contract start date	01/07/2011
Contract end date	

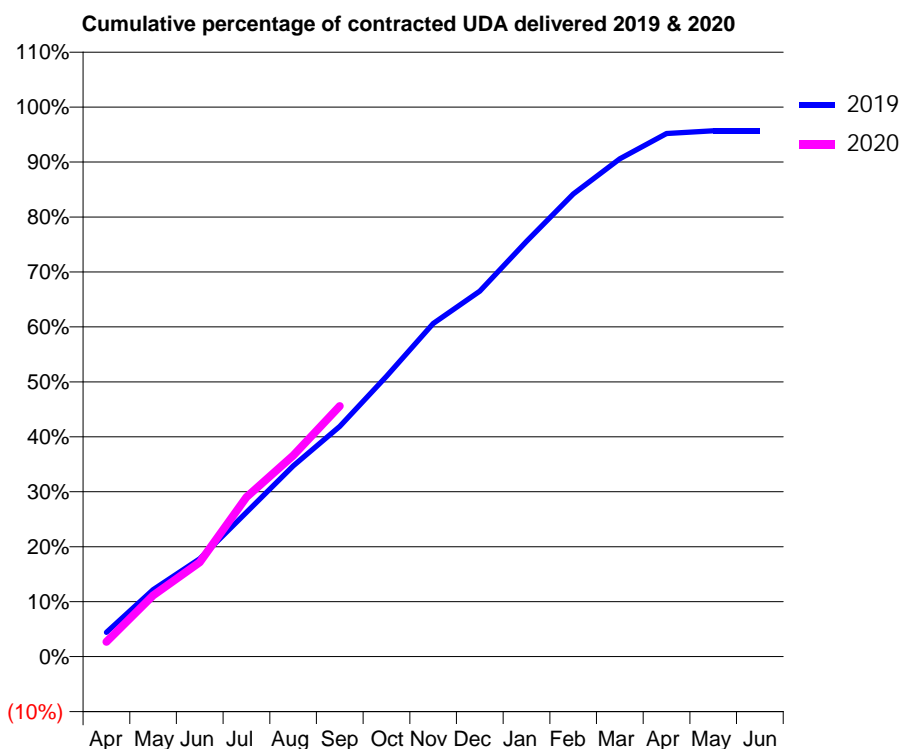
19/20 Contracted general activity (UDA)	15,542
Carry forward general activity (UDA)	0
19/20 Contracted orthodontic activity (UOA)	0
Carry forward orthodontic activity (UOA)	0
Baseline contract value	£414,533.01

ACCESS*

Patients seen in 24 months	Total	Change since previous quarter
Quarter ending September 2018	5,479	
Quarter ending December 2018	5,429	→
Quarter ending March 2019	5,405	→
Quarter ending June 2019	5,658	↑
Quarter ending September 2019	5,893	↑
Variance since September 2018	7.6%	↑



ACTIVITY



Month	Adjusted Scheduled Activity (UDA)	
	2019	2020
April	665	421
May	1,829	1,733
June	2,674	2,670
July	3,938	4,509
August	5,205	5,687
September	6,284	7,085
October	7,654	
November	9,091	
December	9,977	
January	11,335	
February	12,626	
March	13,585	
April	14,278	
May	14,351	
June	14,351	

QUALITY

	Quantity	Base Number	Contract	AT	Region	England
% of FP17s for the same patient ID Re-attending within 3 months - Children	87	1,090	8.0%	9.2%	10.8%	11.5%
% of FP17s for the same patient ID Re-attending within 3 months - Adults	413	2,585	16.0%	14.8%	15.2%	15.4%
% of FP17s for the same patient ID Re-attending between 3 & 9 months - Children	435	1,090	39.9%	61.5%	62.2%	59.7%
% of FP17s for the same patient ID Re-attending between 3 & 9 months - Adults	790	2,585	30.6%	52.4%	52.9%	51.7%
% of FP17s for Band 1 Urgent Courses	675	3,408	19.8%	9.3%	9.7%	9.2%
% of FP17s Relating to Free Repair or Replacements	4	3,408	0.1%	0.5%	0.6%	0.7%
% of FP17s Relating to Continuations	1	3,408	0.0%	0.7%	0.7%	0.8%
% of Patients satisfied with the dentistry they have received	0	0	N/A	93.6%	93.6%	93.5%
% of Patients satisfied with the time they had to wait for an appointment	0	0	N/A	88.5%	86.3%	87.4%

* This is based on patients treated on this contract for their most recent course of treatment. Figures in italics indicate the base number of FP17s or Patient Questionnaire responses are less than 100. N/A is shown where the base number of responses is less than 10 during the period. % is calculated as Quantity/Base number*100

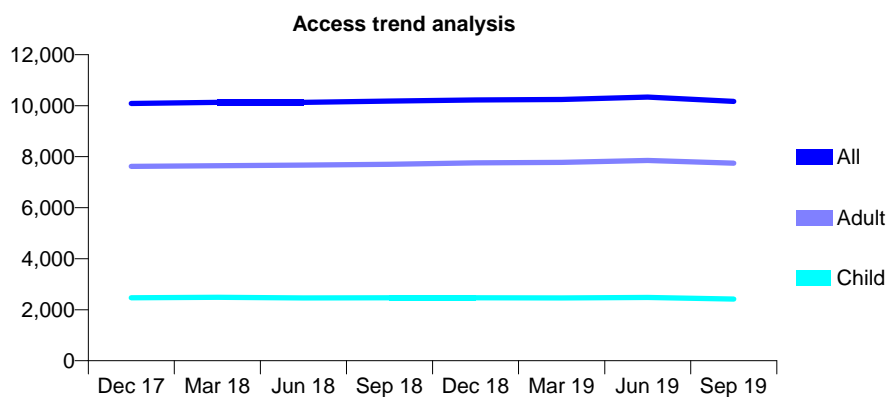
Q68 - Vital Signs At a Glance Contract Report for 128503/0001 - September 2019

Name or company name	E Lazanakis Limited trading as Sussex Den
Contract type name	GDS Contract
Purpose of contract	General
Contract start date	01/04/2013
Contract end date	

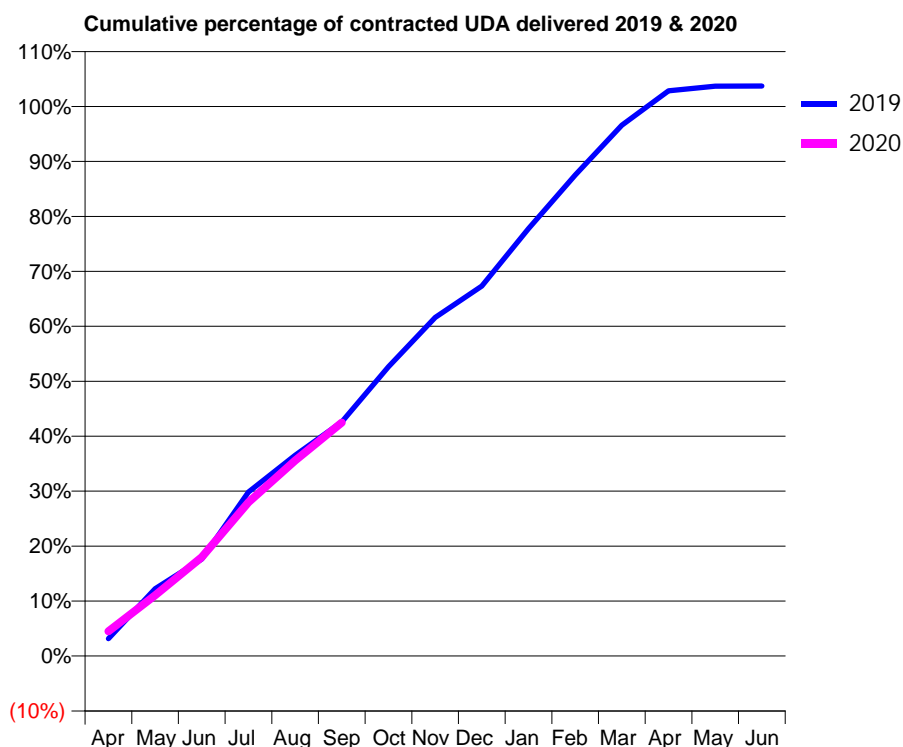
19/20 Contracted general activity (UDA)	30,203
Carry forward general activity (UDA)	0
19/20 Contracted orthodontic activity (UOA)	0
Carry forward orthodontic activity (UOA)	0
Baseline contract value	£943,304.85

ACCESS*

Patients seen in 24 months	Total	Change since previous quarter
Quarter ending September 2018	10,176	
Quarter ending December 2018	10,225	→
Quarter ending March 2019	10,242	→
Quarter ending June 2019	10,334	→
Quarter ending September 2019	10,166	↓
Variance since September 2018	(0.1%)	→



ACTIVITY



Month	Adjusted Scheduled Activity (UDA)	
	2019	2020
April	957	1,356
May	3,701	3,339
June	5,322	5,437
July	9,008	8,450
August	11,037	10,747
September	12,868	12,834
October	15,900	
November	18,607	
December	20,337	
January	23,485	
February	26,434	
March	29,172	
April	31,064	
May	31,316	
June	31,327	

QUALITY

	Quantity	Base Number	Contract	AT	Region	England
% of FP17s for the same patient ID Re-attending within 3 months - Children	170	2,146	7.9%	9.2%	10.8%	11.5%
% of FP17s for the same patient ID Re-attending within 3 months - Adults	873	5,647	15.5%	14.8%	15.2%	15.4%
% of FP17s for the same patient ID Re-attending between 3 & 9 months - Children	1,503	2,146	70.0%	61.5%	62.2%	59.7%
% of FP17s for the same patient ID Re-attending between 3 & 9 months - Adults	2,959	5,647	52.4%	52.4%	52.9%	51.7%
% of FP17s for Band 1 Urgent Courses	1,044	6,968	15.0%	9.3%	9.7%	9.2%
% of FP17s Relating to Free Repair or Replacements	29	6,968	0.4%	0.5%	0.6%	0.7%
% of FP17s Relating to Continuations	81	6,968	1.2%	0.7%	0.7%	0.8%
% of Patients satisfied with the dentistry they have received	3	3	N/A	93.6%	93.6%	93.5%
% of Patients satisfied with the time they had to wait for an appointment	3	3	N/A	88.5%	86.3%	87.4%

* This is based on patients treated on this contract for their most recent course of treatment. Figures in italics indicate the base number of FP17s or Patient Questionnaire responses are less than 100. N/A is shown where the base number of responses is less than 10 during the period. % is calculated as Quantity/Base number*100

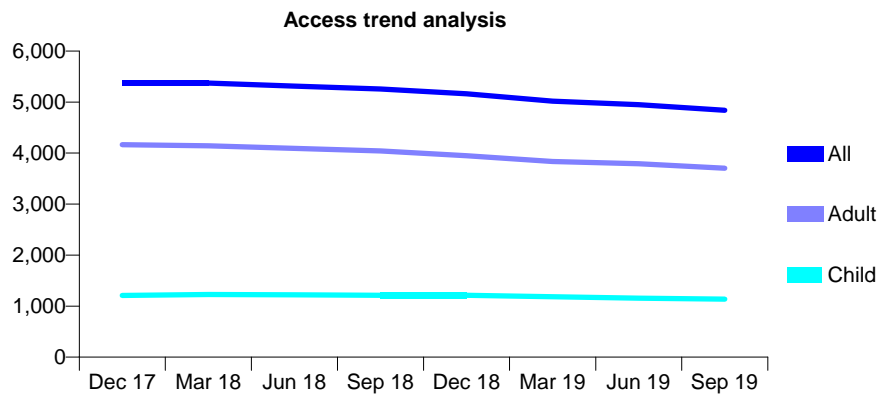
Q68 - Vital Signs At a Glance Contract Report for 128503/0003 - September 2019

Name or company name	E Lazanakis Limited trading as Sussex Den
Contract type name	GDS Contract
Purpose of contract	General
Contract start date	01/04/2013
Contract end date	

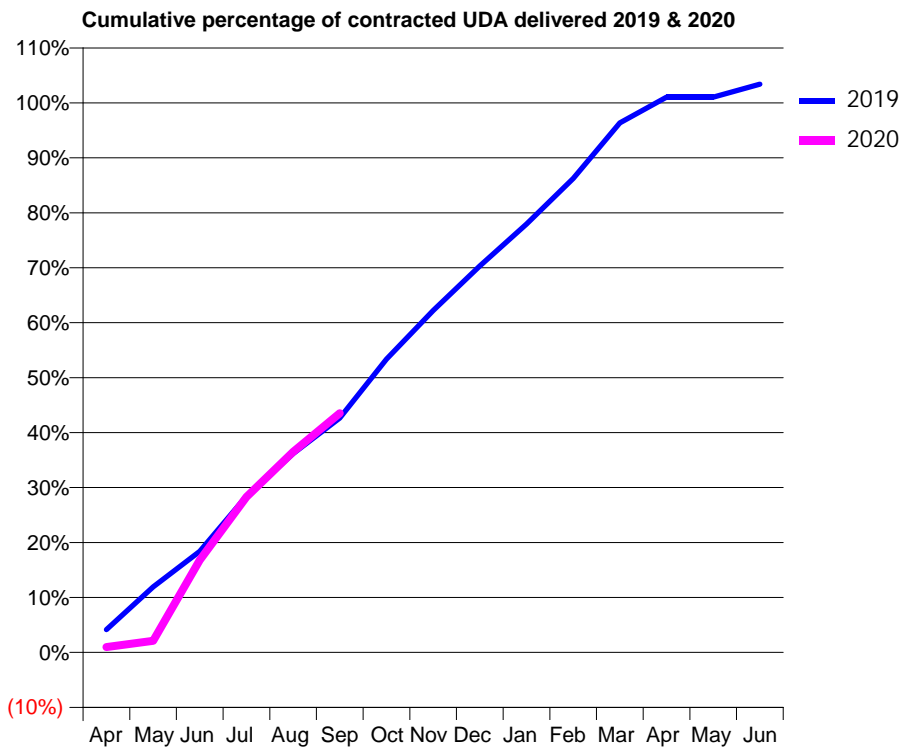
19/20 Contracted general activity (UDA)	15,352
Carry forward general activity (UDA)	0
19/20 Contracted orthodontic activity (UOA)	0
Carry forward orthodontic activity (UOA)	0
Baseline contract value	£395,835.67

ACCESS*

Patients seen in 24 months	Total	Change since previous quarter
Quarter ending September 2018	5,257	
Quarter ending December 2018	5,161	↓
Quarter ending March 2019	5,019	↓
Quarter ending June 2019	4,949	↓
Quarter ending September 2019	4,838	↓
Variance since September 2018	(8.0%)	↓



ACTIVITY



Month	2019	2020
April	638	153
May	1,831	325
June	2,823	2,578
July	4,369	4,347
August	5,558	5,605
September	6,549	6,681
October	8,195	
November	9,550	
December	10,794	
January	11,963	
February	13,239	
March	14,791	
April	15,512	
May	15,512	
June	15,873	

QUALITY

	Quantity	Base Number	Contract	AT	Region	England
% of FP17s for the same patient ID Re-attending within 3 months - Children	53	935	5.7%	9.2%	10.8%	11.5%
% of FP17s for the same patient ID Re-attending within 3 months - Adults	344	2,219	15.5%	14.8%	15.2%	15.4%
% of FP17s for the same patient ID Re-attending between 3 & 9 months - Children	594	935	63.5%	61.5%	62.2%	59.7%
% of FP17s for the same patient ID Re-attending between 3 & 9 months - Adults	976	2,219	44.0%	52.4%	52.9%	51.7%
% of FP17s for Band 1 Urgent Courses	264	2,857	9.2%	9.3%	9.7%	9.2%
% of FP17s Relating to Free Repair or Replacements	20	2,857	0.7%	0.5%	0.6%	0.7%
% of FP17s Relating to Continuations	15	2,857	0.5%	0.7%	0.7%	0.8%
% of Patients satisfied with the dentistry they have received	7	7	N/A	93.6%	93.6%	93.5%
% of Patients satisfied with the time they had to wait for an appointment	5	7	N/A	88.5%	86.3%	87.4%

* This is based on patients treated on this contract for their most recent course of treatment. Figures in italics indicate the base number of FP17s or Patient Questionnaire responses are less than 100. N/A is shown where the base number of responses is less than 10 during the period. % is calculated as Quantity/Base number*100

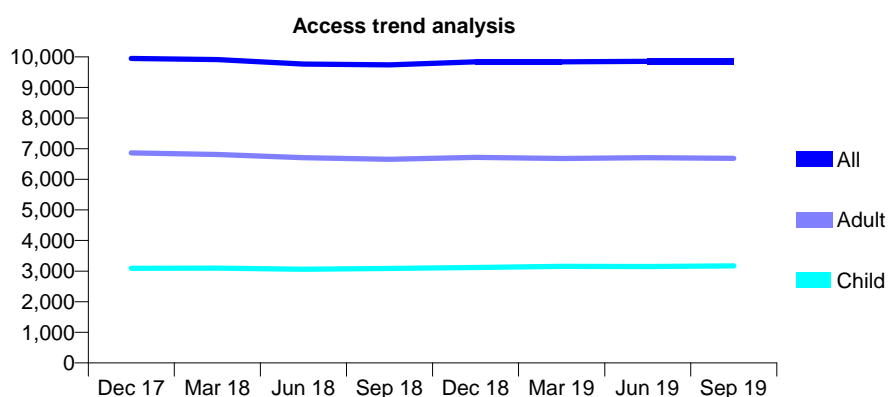
Q68 - Vital Signs At a Glance Contract Report for 128503/0004 - September 2019

Name or company name	E Lazanakis Limited
Contract type name	GDS Contract
Purpose of contract	General
Contract start date	01/04/2013
Contract end date	

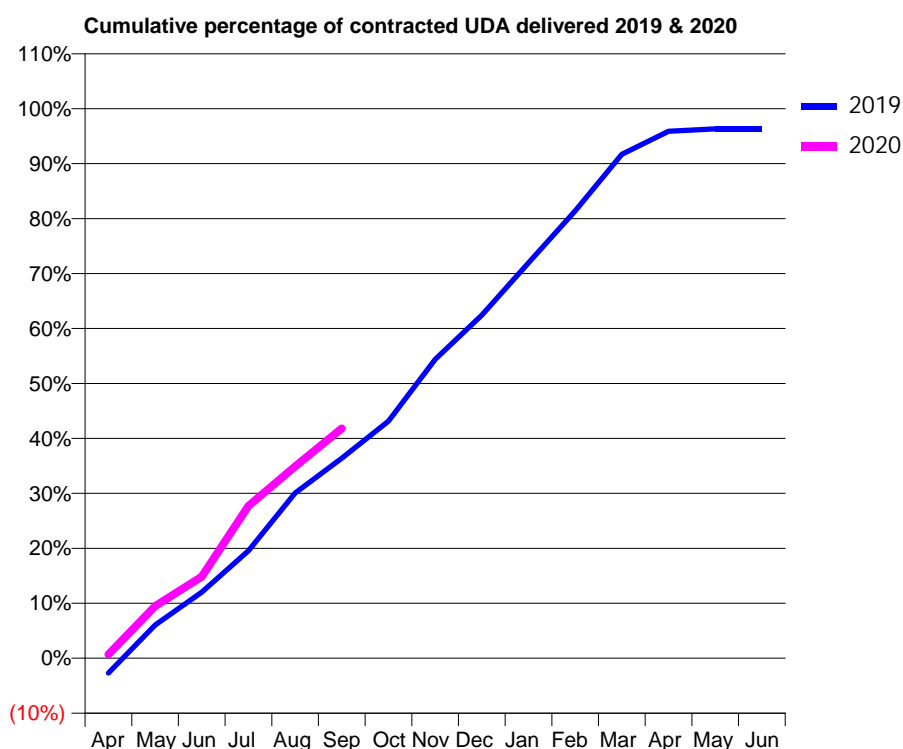
19/20 Contracted general activity (UDA)	25,200
Carry forward general activity (UDA)	1,039
19/20 Contracted orthodontic activity (UOA)	0
Carry forward orthodontic activity (UOA)	0
Baseline contract value	£680,526.64

ACCESS*

Patients seen in 24 months	Total	Change since previous quarter
Quarter ending September 2018	9,739	
Quarter ending December 2018	9,836	→
Quarter ending March 2019	9,835	→
Quarter ending June 2019	9,852	→
Quarter ending September 2019	9,856	→
Variance since September 2018	1.2%	→



ACTIVITY



Month	2019	2020
April	-763	176
May	1,709	2,390
June	3,391	3,742
July	5,513	6,979
August	8,481	8,795
September	10,260	10,533
October	12,170	
November	15,341	
December	17,603	
January	20,289	
February	22,959	
March	25,856	
April	27,044	
May	27,164	
June	27,161	

QUALITY

	Quantity	Base Number	Contract	AT	Region	England
% of FP17s for the same patient ID Re-attending within 3 months - Children	173	2,383	7.3%	9.2%	10.8%	11.5%
% of FP17s for the same patient ID Re-attending within 3 months - Adults	541	4,121	13.1%	14.8%	15.2%	15.4%
% of FP17s for the same patient ID Re-attending between 3 & 9 months - Children	1,599	2,383	67.1%	61.5%	62.2%	59.7%
% of FP17s for the same patient ID Re-attending between 3 & 9 months - Adults	2,192	4,121	53.2%	52.4%	52.9%	51.7%
% of FP17s for Band 1 Urgent Courses	709	5,965	11.9%	9.3%	9.7%	9.2%
% of FP17s Relating to Free Repair or Replacements	19	5,965	0.3%	0.5%	0.6%	0.7%
% of FP17s Relating to Continuations	4	5,965	0.1%	0.7%	0.7%	0.8%
% of Patients satisfied with the dentistry they have received	3	3	N/A	93.6%	93.6%	93.5%
% of Patients satisfied with the time they had to wait for an appointment	2	3	N/A	88.5%	86.3%	87.4%

* This is based on patients treated on this contract for their most recent course of treatment.

Figures in italics indicate the base number of FP17s or Patient Questionnaire responses are less than 100. N/A is shown where the base number of responses is less than 10 during the period. % is calculated as Quantity/Base number*100

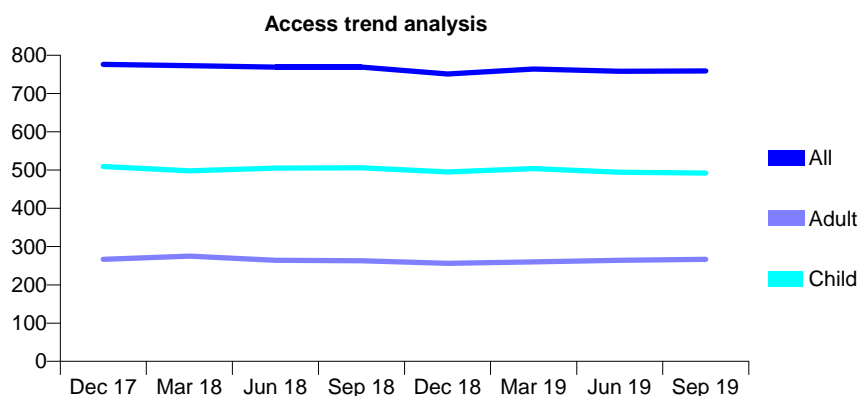
Q68 - Vital Signs At a Glance Contract Report for 129828/0002 - September 2019

Name or company name	Quadrant Dental Practice
Contract type name	GDS Contract
Purpose of contract	General
Contract start date	04/04/2015
Contract end date	

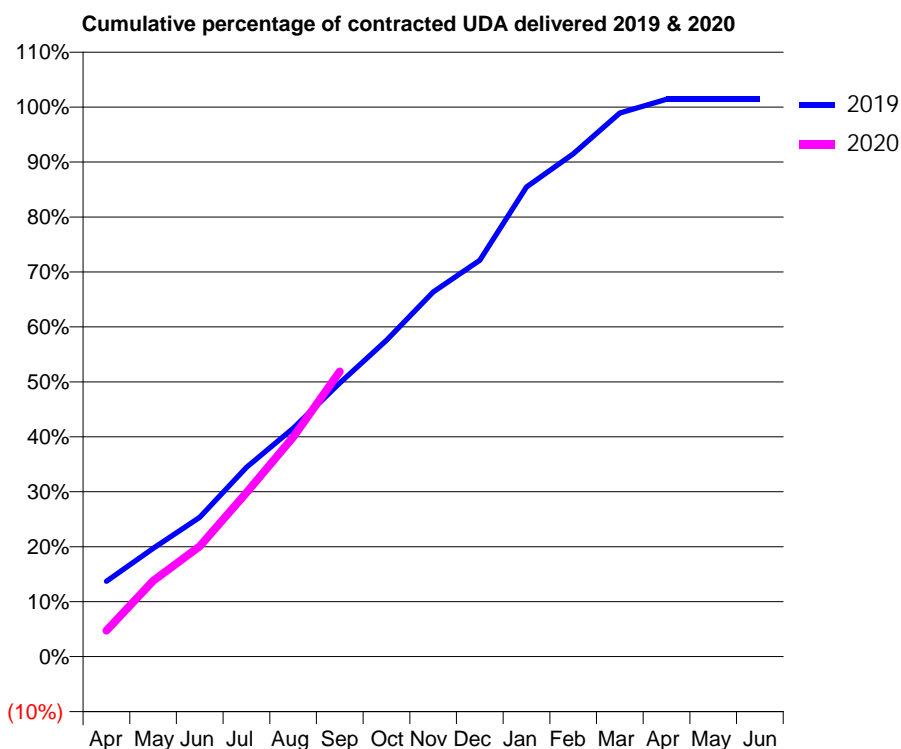
19/20 Contracted general activity (UDA)	1,600
Carry forward general activity (UDA)	0
19/20 Contracted orthodontic activity (UOA)	0
Carry forward orthodontic activity (UOA)	0
Baseline contract value	£44,871.39

ACCESS*

Patients seen in 24 months	Total	Change since previous quarter
Quarter ending September 2018	769	
Quarter ending December 2018	751	↓
Quarter ending March 2019	764	→
Quarter ending June 2019	758	→
Quarter ending September 2019	759	→
Variance since September 2018	(1.3%)	↓



ACTIVITY



Month	Adjusted Scheduled Activity (UDA)	
	2019	2020
April	219	76
May	315	221
June	406	321
July	551	477
August	665	639
September	796	830
October	921	
November	1,062	
December	1,154	
January	1,367	
February	1,464	
March	1,583	
April	1,623	
May	1,623	
June	1,623	

QUALITY

	Quantity	Base Number	Contract	AT	Region	England
% of FP17s for the same patient ID Re-attending within 3 months - Children	19	401	4.7%	9.2%	10.8%	11.5%
% of FP17s for the same patient ID Re-attending within 3 months - Adults	16	139	11.5%	14.8%	15.2%	15.4%
% of FP17s for the same patient ID Re-attending between 3 & 9 months - Children	262	401	65.3%	61.5%	62.2%	59.7%
% of FP17s for the same patient ID Re-attending between 3 & 9 months - Adults	79	139	56.8%	52.4%	52.9%	51.7%
% of FP17s for Band 1 Urgent Courses	10	513	1.9%	9.3%	9.7%	9.2%
% of FP17s Relating to Free Repair or Replacements	0	513	0.0%	0.5%	0.6%	0.7%
% of FP17s Relating to Continuations	6	513	1.2%	0.7%	0.7%	0.8%
% of Patients satisfied with the dentistry they have received	0	0	N/A	93.6%	93.6%	93.5%
% of Patients satisfied with the time they had to wait for an appointment	0	0	N/A	88.5%	86.3%	87.4%

* This is based on patients treated on this contract for their most recent course of treatment. Figures in italics indicate the base number of FP17s or Patient Questionnaire responses are less than 100. N/A is shown where the base number of responses is less than 10 during the period. % is calculated as Quantity/Base number*100

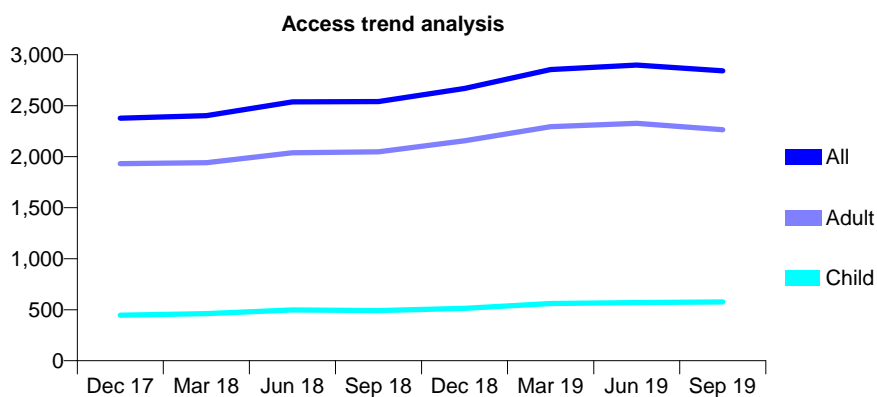
Q68 - Vital Signs At a Glance Contract Report for 130648/0001 - September 2019

Name or company name	Claremont Dental Practice
Contract type name	GDS Contract
Purpose of contract	General
Contract start date	23/02/2009
Contract end date	

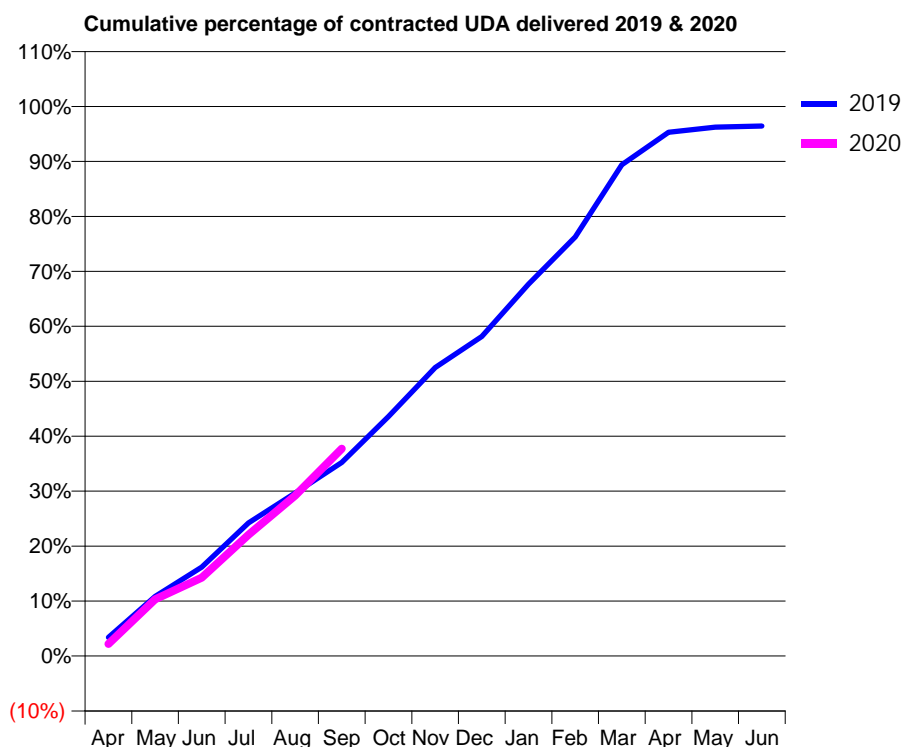
19/20 Contracted general activity (UDA)	9,219
Carry forward general activity (UDA)	330
19/20 Contracted orthodontic activity (UOA)	0
Carry forward orthodontic activity (UOA)	0
Baseline contract value	£250,836.92

ACCESS*

Patients seen in 24 months	Total	Change since previous quarter
Quarter ending September 2018	2,540	
Quarter ending December 2018	2,669	↑
Quarter ending March 2019	2,854	↑
Quarter ending June 2019	2,898	→
Quarter ending September 2019	2,841	↓
Variance since September 2018	11.9%	↑



ACTIVITY



Month	Adjusted Scheduled Activity (UDA)	
	2019	2020
April	314	202
May	1,000	951
June	1,491	1,314
July	2,235	2,035
August	2,735	2,692
September	3,246	3,477
October	4,018	
November	4,840	
December	5,358	
January	6,239	
February	7,030	
March	8,241	
April	8,785	
May	8,872	
June	8,888	

QUALITY

	Quantity	Base Number	Contract	AT	Region	England
% of FP17s for the same patient ID Re-attending within 3 months - Children	26	454	5.7%	9.2%	10.8%	11.5%
% of FP17s for the same patient ID Re-attending within 3 months - Adults	258	1,711	15.1%	14.8%	15.2%	15.4%
% of FP17s for the same patient ID Re-attending between 3 & 9 months - Children	270	454	59.5%	61.5%	62.2%	59.7%
% of FP17s for the same patient ID Re-attending between 3 & 9 months - Adults	1,063	1,711	62.1%	52.4%	52.9%	51.7%
% of FP17s for Band 1 Urgent Courses	167	1,960	8.5%	9.3%	9.7%	9.2%
% of FP17s Relating to Free Repair or Replacements	11	1,960	0.6%	0.5%	0.6%	0.7%
% of FP17s Relating to Continuations	10	1,960	0.5%	0.7%	0.7%	0.8%
% of Patients satisfied with the dentistry they have received	3	3	N/A	93.6%	93.6%	93.5%
% of Patients satisfied with the time they had to wait for an appointment	1	3	N/A	88.5%	86.3%	87.4%

* This is based on patients treated on this contract for their most recent course of treatment. Figures in italics indicate the base number of FP17s or Patient Questionnaire responses are less than 100. N/A is shown where the base number of responses is less than 10 during the period. % is calculated as Quantity/Base number*100

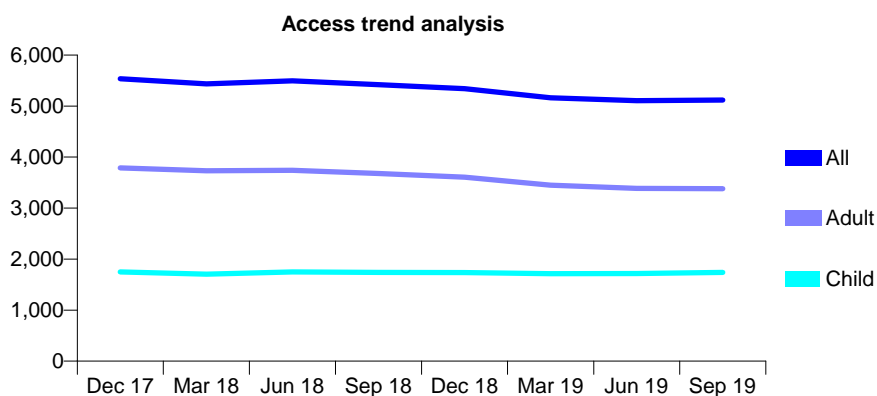
Q68 - Vital Signs At a Glance Contract Report for 131148/0001 - September 2019

Name or company name	Iosis Clinic (Godalming) Ltd
Contract type name	GDS Contract
Purpose of contract	General
Contract start date	01/04/2010
Contract end date	

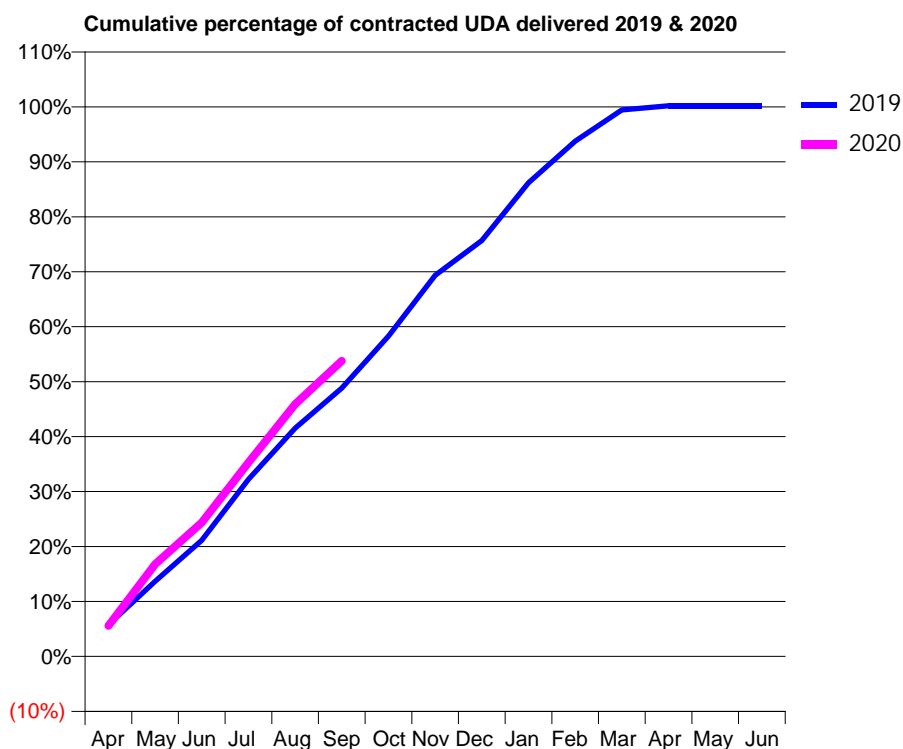
19/20 Contracted general activity (UDA)	13,232
Carry forward general activity (UDA)	0
19/20 Contracted orthodontic activity (UOA)	0
Carry forward orthodontic activity (UOA)	0
Baseline contract value	£486,028.68

ACCESS*

Patients seen in 24 months	Total	Change since previous quarter
Quarter ending September 2018	5,419	
Quarter ending December 2018	5,343	↓
Quarter ending March 2019	5,162	↓
Quarter ending June 2019	5,107	↓
Quarter ending September 2019	5,118	→
Variance since September 2018	(5.6%)	↓



ACTIVITY



Month	2019	2020
April	763	738
May	1,810	2,221
June	2,794	3,223
July	4,267	4,668
August	5,497	6,075
September	6,460	7,117
October	7,713	
November	9,175	
December	10,014	
January	11,403	
February	12,407	
March	13,156	
April	13,256	
May	13,256	
June	13,257	

QUALITY

	Quantity	Base Number	Contract	AT	Region	England
% of FP17s for the same patient ID Re-attending within 3 months - Children	65	1,556	4.2%	9.2%	10.8%	11.5%
% of FP17s for the same patient ID Re-attending within 3 months - Adults	296	2,554	11.6%	14.8%	15.2%	15.4%
% of FP17s for the same patient ID Re-attending between 3 & 9 months - Children	1,176	1,556	75.6%	61.5%	62.2%	59.7%
% of FP17s for the same patient ID Re-attending between 3 & 9 months - Adults	1,361	2,554	53.3%	52.4%	52.9%	51.7%
% of FP17s for Band 1 Urgent Courses	321	4,037	8.0%	9.3%	9.7%	9.2%
% of FP17s Relating to Free Repair or Replacements	6	4,037	0.1%	0.5%	0.6%	0.7%
% of FP17s Relating to Continuations	34	4,037	0.8%	0.7%	0.7%	0.8%
% of Patients satisfied with the dentistry they have received	2	2	N/A	93.6%	93.6%	93.5%
% of Patients satisfied with the time they had to wait for an appointment	2	2	N/A	88.5%	86.3%	87.4%

* This is based on patients treated on this contract for their most recent course of treatment. Figures in italics indicate the base number of FP17s or Patient Questionnaire responses are less than 100. N/A is shown where the base number of responses is less than 10 during the period. % is calculated as Quantity/Base number*100

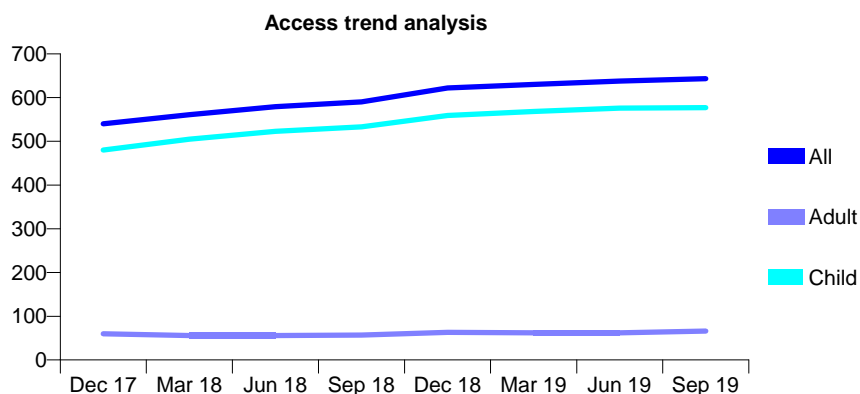
Q68 - Vital Signs At a Glance Contract Report for 131695/0001 - September 2019

Name or company name	Down House Dental Practice Limited
Contract type name	GDS Contract
Purpose of contract	General
Contract start date	01/04/2011
Contract end date	

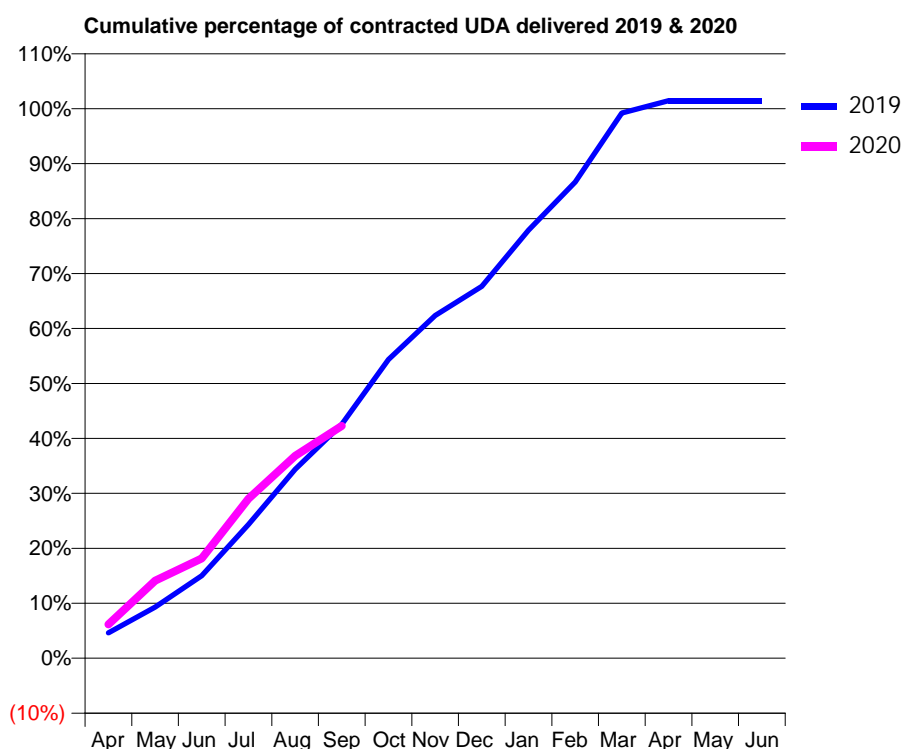
19/20 Contracted general activity (UDA)	1,306
Carry forward general activity (UDA)	0
19/20 Contracted orthodontic activity (UOA)	0
Carry forward orthodontic activity (UOA)	0
Baseline contract value	£44,008.30

ACCESS*

Patients seen in 24 months	Total	Change since previous quarter
Quarter ending September 2018	590	
Quarter ending December 2018	622	↑
Quarter ending March 2019	630	→
Quarter ending June 2019	638	→
Quarter ending September 2019	643	→
Variance since September 2018	9.0%	↑



ACTIVITY



Adjusted Scheduled Activity (UDA)		
Month	2019	2020
April	60	80
May	121	184
June	196	237
July	318	379
August	449	481
September	556	552
October	710	
November	815	
December	884	
January	1,017	
February	1,132	
March	1,296	
April	1,325	
May	1,325	
June	1,325	

QUALITY

	Quantity	Base Number	Contract	AT	Region	England
% of FP17s for the same patient ID Re-attending within 3 months - Children	37	449	8.2%	9.2%	10.8%	11.5%
% of FP17s for the same patient ID Re-attending within 3 months - Adults	0	0	N/A	14.8%	15.2%	15.4%
% of FP17s for the same patient ID Re-attending between 3 & 9 months - Children	311	449	69.3%	61.5%	62.2%	59.7%
% of FP17s for the same patient ID Re-attending between 3 & 9 months - Adults	0	0	N/A	52.4%	52.9%	51.7%
% of FP17s for Band 1 Urgent Courses	5	422	1.2%	9.3%	9.7%	9.2%
% of FP17s Relating to Free Repair or Replacements	0	422	0.0%	0.5%	0.6%	0.7%
% of FP17s Relating to Continuations	6	422	1.4%	0.7%	0.7%	0.8%
% of Patients satisfied with the dentistry they have received	0	0	N/A	93.6%	93.6%	93.5%
% of Patients satisfied with the time they had to wait for an appointment	0	0	N/A	88.5%	86.3%	87.4%

* This is based on patients treated on this contract for their most recent course of treatment.

Figures in italics indicate the base number of FP17s or Patient Questionnaire responses are less than 100. N/A is shown where the base number of responses is less than 10 during the period. % is calculated as Quantity/Base number*100

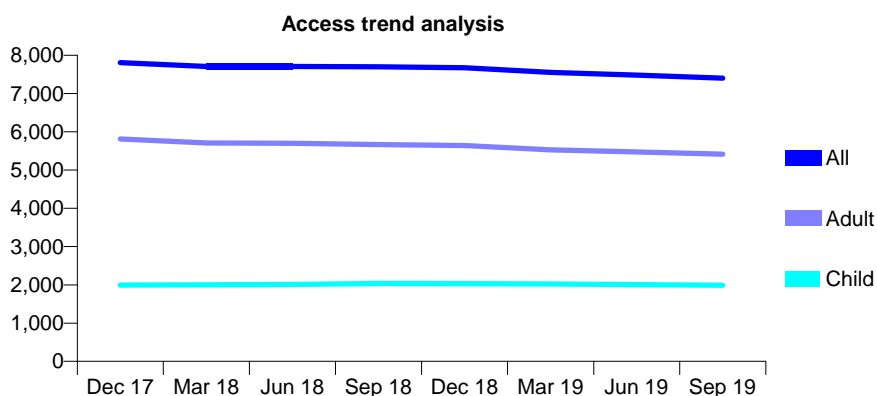
Q68 - Vital Signs At a Glance Contract Report for 131970/0001 - September 2019

Name or company name	Colin Bunce Limited
Contract type name	GDS Contract
Purpose of contract	General
Contract start date	01/11/2010
Contract end date	

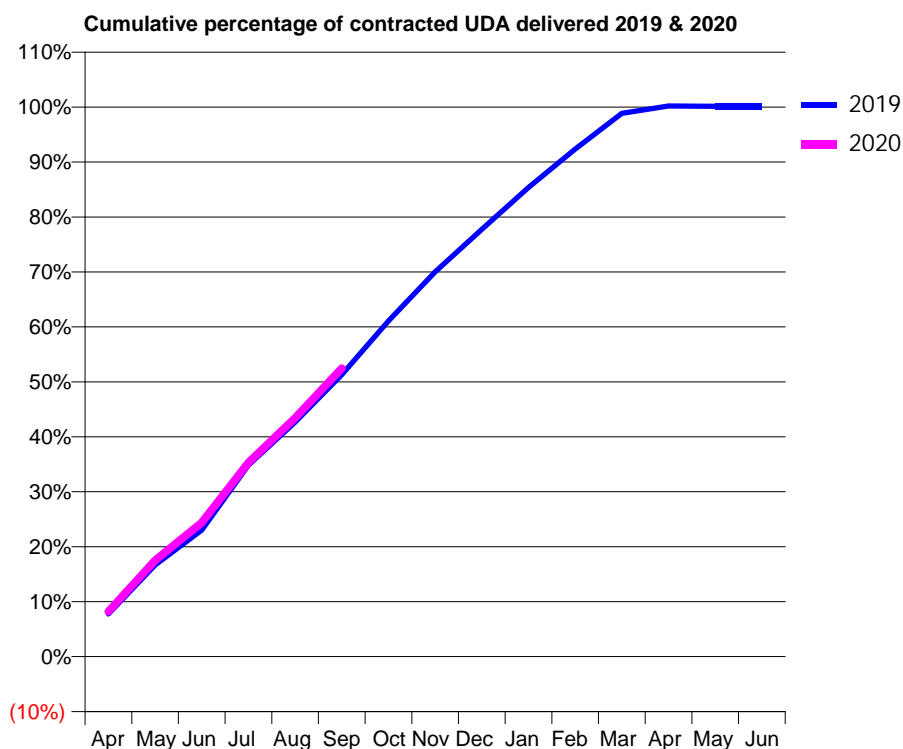
19/20 Contracted general activity (UDA)	24,568
Carry forward general activity (UDA)	0
19/20 Contracted orthodontic activity (UOA)	0
Carry forward orthodontic activity (UOA)	0
Baseline contract value	£627,282.71

ACCESS*

Patients seen in 24 months	Total	Change since previous quarter
Quarter ending September 2018	7,699	
Quarter ending December 2018	7,674	→
Quarter ending March 2019	7,551	↓
Quarter ending June 2019	7,481	→
Quarter ending September 2019	7,403	↓
Variance since September 2018	(3.8%)	↓



ACTIVITY



Month	Adjusted Scheduled Activity (UDA)	
	2019	2020
April	1,910	2,015
May	4,101	4,306
June	5,653	5,997
July	8,560	8,676
August	10,487	10,677
September	12,607	12,892
October	15,012	
November	17,204	
December	19,098	
January	20,975	
February	22,695	
March	24,284	
April	24,612	
May	24,600	
June	24,601	

QUALITY

	Quantity	Base Number	Contract	AT	Region	England
% of FP17s for the same patient ID Re-attending within 3 months - Children	161	1,931	8.3%	9.2%	10.8%	11.5%
% of FP17s for the same patient ID Re-attending within 3 months - Adults	388	4,348	8.9%	14.8%	15.2%	15.4%
% of FP17s for the same patient ID Re-attending between 3 & 9 months - Children	1,430	1,931	74.1%	61.5%	62.2%	59.7%
% of FP17s for the same patient ID Re-attending between 3 & 9 months - Adults	2,848	4,348	65.5%	52.4%	52.9%	51.7%
% of FP17s for Band 1 Urgent Courses	261	6,100	4.3%	9.3%	9.7%	9.2%
% of FP17s Relating to Free Repair or Replacements	45	6,100	0.7%	0.5%	0.6%	0.7%
% of FP17s Relating to Continuations	30	6,100	0.5%	0.7%	0.7%	0.8%
% of Patients satisfied with the dentistry they have received	1	1	N/A	93.6%	93.6%	93.5%
% of Patients satisfied with the time they had to wait for an appointment	1	1	N/A	88.5%	86.3%	87.4%

* This is based on patients treated on this contract for their most recent course of treatment. Figures in italics indicate the base number of FP17s or Patient Questionnaire responses are less than 100. N/A is shown where the base number of responses is less than 10 during the period. % is calculated as Quantity/Base number*100

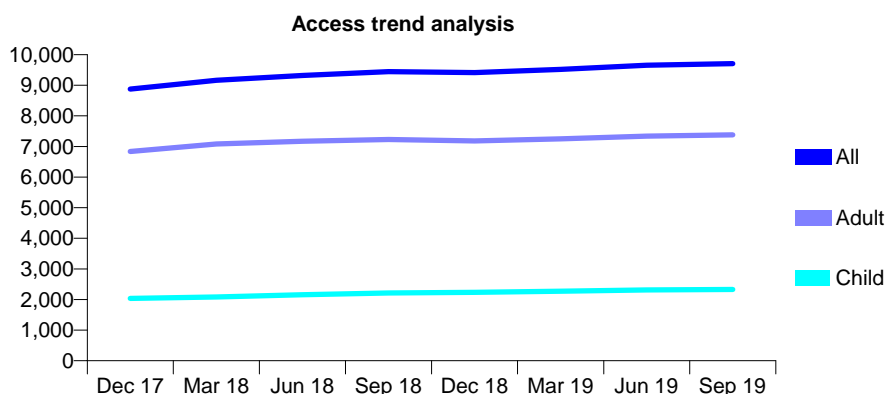
Q68 - Vital Signs At a Glance Contract Report for 132012/0001 - September 2019

Name or company name	Mr RK Sethi and Mr J Patel
Contract type name	GDS Contract
Purpose of contract	General
Contract start date	01/05/2011
Contract end date	

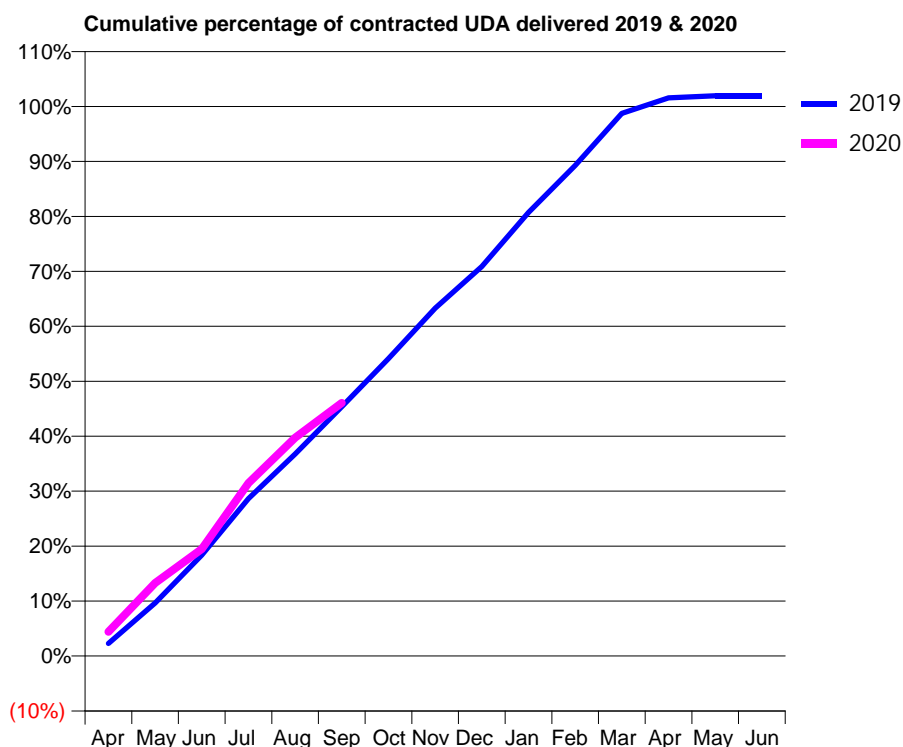
19/20 Contracted general activity (UDA)	20,609
Carry forward general activity (UDA)	0
19/20 Contracted orthodontic activity (UOA)	0
Carry forward orthodontic activity (UOA)	0
Baseline contract value	£515,773.41

ACCESS*

Patients seen in 24 months	Total	Change since previous quarter
Quarter ending September 2018	9,444	
Quarter ending December 2018	9,412	→
Quarter ending March 2019	9,520	→
Quarter ending June 2019	9,654	→
Quarter ending September 2019	9,708	→
Variance since September 2018	2.8%	↑



ACTIVITY



Month	Adjusted Scheduled Activity (UDA)	
	2019	2020
April	471	909
May	1,994	2,742
June	3,782	4,014
July	5,903	6,485
August	7,581	8,189
September	9,349	9,491
October	11,154	
November	13,043	
December	14,606	
January	16,635	
February	18,395	
March	20,347	
April	20,931	
May	21,006	
June	21,005	

QUALITY

	Quantity	Base Number	Contract	AT	Region	England
% of FP17s for the same patient ID Re-attending within 3 months - Children	95	1,534	6.2%	9.2%	10.8%	11.5%
% of FP17s for the same patient ID Re-attending within 3 months - Adults	561	4,413	12.7%	14.8%	15.2%	15.4%
% of FP17s for the same patient ID Re-attending between 3 & 9 months - Children	815	1,534	53.1%	61.5%	62.2%	59.7%
% of FP17s for the same patient ID Re-attending between 3 & 9 months - Adults	2,116	4,413	47.9%	52.4%	52.9%	51.7%
% of FP17s for Band 1 Urgent Courses	391	5,109	7.7%	9.3%	9.7%	9.2%
% of FP17s Relating to Free Repair or Replacements	22	5,109	0.4%	0.5%	0.6%	0.7%
% of FP17s Relating to Continuations	13	5,109	0.3%	0.7%	0.7%	0.8%
% of Patients satisfied with the dentistry they have received	4	4	N/A	93.6%	93.6%	93.5%
% of Patients satisfied with the time they had to wait for an appointment	3	4	N/A	88.5%	86.3%	87.4%

* This is based on patients treated on this contract for their most recent course of treatment.

Figures in italics indicate the base number of FP17s or Patient Questionnaire responses are less than 100. N/A is shown where the base number of responses is less than 10 during the period. % is calculated as Quantity/Base number*100

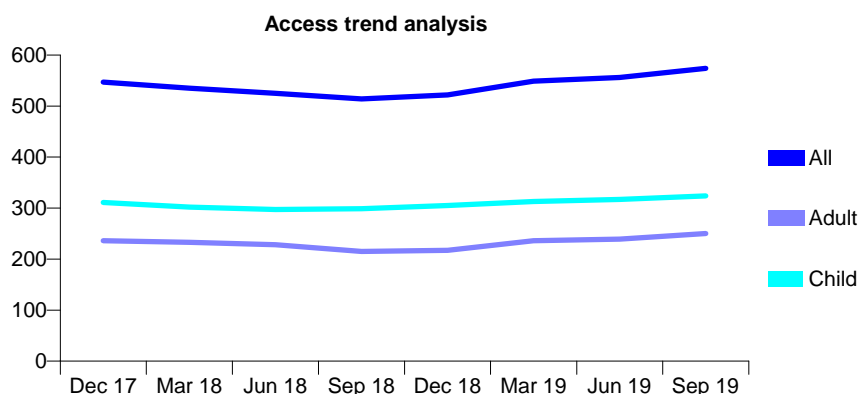
Q68 - Vital Signs At a Glance Contract Report for 132772/0001 - September 2019

Name or company name	The Sutton Dental Practice Ltd
Contract type name	GDS Contract
Purpose of contract	General
Contract start date	01/06/2011
Contract end date	

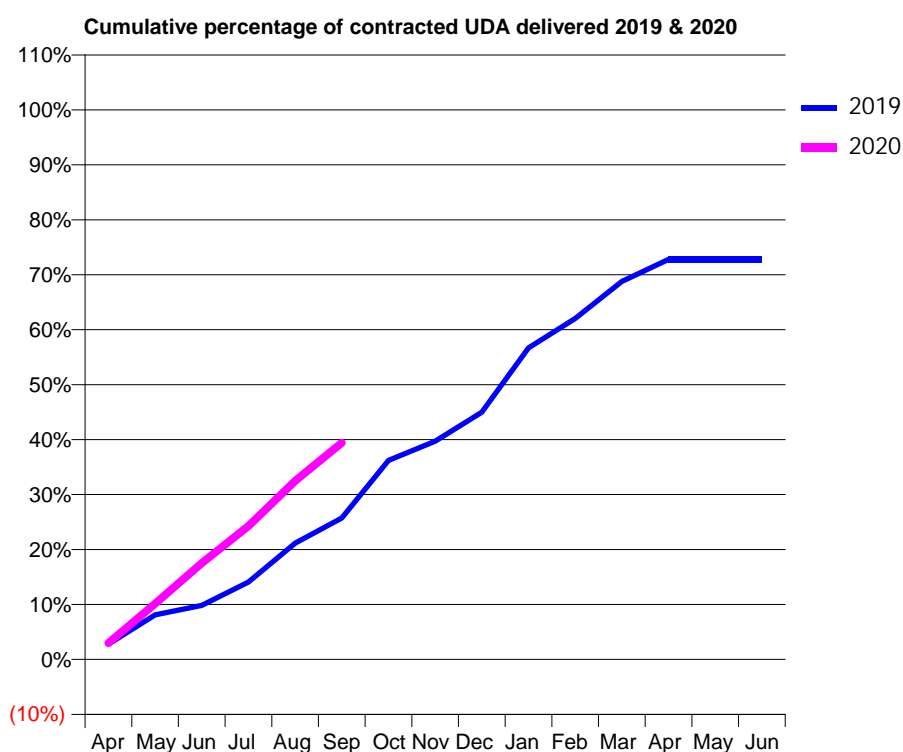
19/20 Contracted general activity (UDA)	1,450
Carry forward general activity (UDA)	0
19/20 Contracted orthodontic activity (UOA)	0
Carry forward orthodontic activity (UOA)	0
Baseline contract value	£44,322.38

ACCESS*

Patients seen in 24 months	Total	Change since previous quarter
Quarter ending September 2018	514	
Quarter ending December 2018	522	→
Quarter ending March 2019	549	↑
Quarter ending June 2019	556	→
Quarter ending September 2019	574	↑
Variance since September 2018	11.7%	↑



ACTIVITY



Month	2019	2020
April	40	43
May	118	147
June	143	254
July	204	352
August	307	471
September	373	572
October	525	
November	576	
December	652	
January	822	
February	900	
March	997	
April	1,055	
May	1,055	
June	1,055	

QUALITY

	Quantity	Base Number	Contract	AT	Region	England
% of FP17s for the same patient ID Re-attending within 3 months - Children	9	216	4.2%	9.2%	10.8%	11.5%
% of FP17s for the same patient ID Re-attending within 3 months - Adults	25	142	17.6%	14.8%	15.2%	15.4%
% of FP17s for the same patient ID Re-attending between 3 & 9 months - Children	123	216	56.9%	61.5%	62.2%	59.7%
% of FP17s for the same patient ID Re-attending between 3 & 9 months - Adults	60	142	42.3%	52.4%	52.9%	51.7%
% of FP17s for Band 1 Urgent Courses	28	322	8.7%	9.3%	9.7%	9.2%
% of FP17s Relating to Free Repair or Replacements	0	322	0.0%	0.5%	0.6%	0.7%
% of FP17s Relating to Continuations	5	322	1.6%	0.7%	0.7%	0.8%
% of Patients satisfied with the dentistry they have received	0	0	N/A	93.6%	93.6%	93.5%
% of Patients satisfied with the time they had to wait for an appointment	0	0	N/A	88.5%	86.3%	87.4%

* This is based on patients treated on this contract for their most recent course of treatment. Figures in italics indicate the base number of FP17s or Patient Questionnaire responses are less than 100. N/A is shown where the base number of responses is less than 10 during the period. % is calculated as Quantity/Base number*100

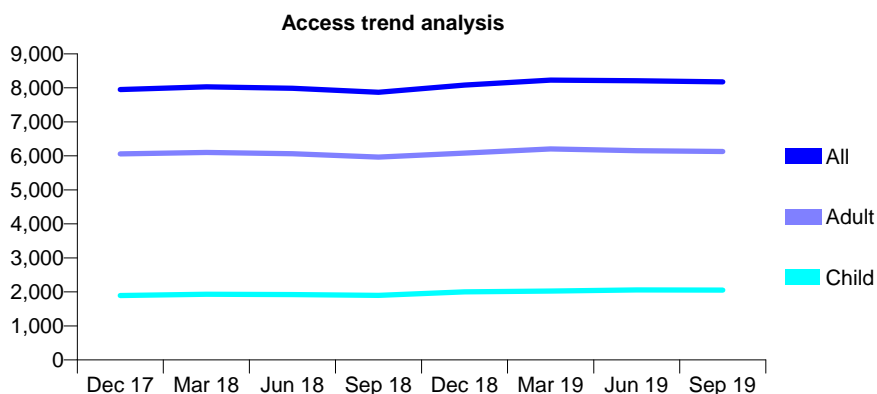
Q68 - Vital Signs At a Glance Contract Report for 132888/0001 - September 2019

Name or company name	Lowcroft Dental Surgery Ltd
Contract type name	GDS Contract
Purpose of contract	General
Contract start date	01/01/2013
Contract end date	

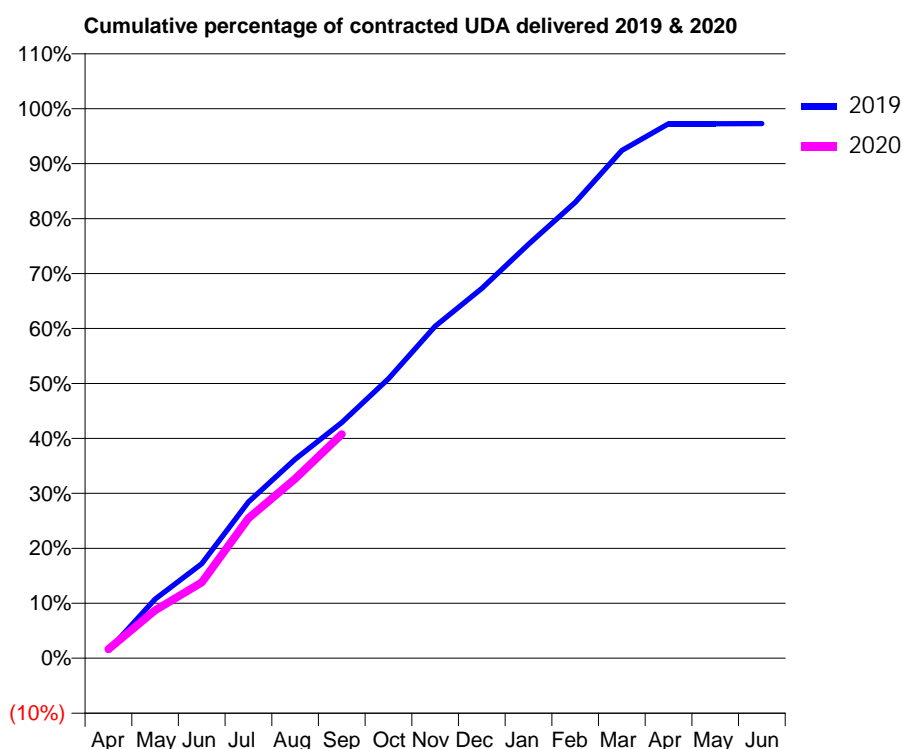
19/20 Contracted general activity (UDA)	22,217
Carry forward general activity (UDA)	604
19/20 Contracted orthodontic activity (UOA)	0
Carry forward orthodontic activity (UOA)	0
Baseline contract value	£605,490.12

ACCESS*

Patients seen in 24 months	Total	Change since previous quarter
Quarter ending September 2018	7,868	
Quarter ending December 2018	8,081	↑
Quarter ending March 2019	8,229	→
Quarter ending June 2019	8,210	→
Quarter ending September 2019	8,178	→
Variance since September 2018	3.9%	↑



ACTIVITY



Month	2019	2020
April	313	362
May	2,393	1,938
June	3,819	3,063
July	6,314	5,660
August	8,045	7,256
September	9,530	9,055
October	11,298	
November	13,424	
December	14,945	
January	16,738	
February	18,430	
March	20,527	
April	21,606	
May	21,608	
June	21,612	

QUALITY

	Quantity	Base Number	Contract	AT	Region	England
% of FP17s for the same patient ID Re-attending within 3 months - Children	70	1,520	4.6%	9.2%	10.8%	11.5%
% of FP17s for the same patient ID Re-attending within 3 months - Adults	489	4,138	11.8%	14.8%	15.2%	15.4%
% of FP17s for the same patient ID Re-attending between 3 & 9 months - Children	920	1,520	60.5%	61.5%	62.2%	59.7%
% of FP17s for the same patient ID Re-attending between 3 & 9 months - Adults	2,370	4,138	57.3%	52.4%	52.9%	51.7%
% of FP17s for Band 1 Urgent Courses	400	5,204	7.7%	9.3%	9.7%	9.2%
% of FP17s Relating to Free Repair or Replacements	58	5,204	1.1%	0.5%	0.6%	0.7%
% of FP17s Relating to Continuations	21	5,204	0.4%	0.7%	0.7%	0.8%
% of Patients satisfied with the dentistry they have received	5	5	N/A	93.6%	93.6%	93.5%
% of Patients satisfied with the time they had to wait for an appointment	4	5	N/A	88.5%	86.3%	87.4%

* This is based on patients treated on this contract for their most recent course of treatment. Figures in italics indicate the base number of FP17s or Patient Questionnaire responses are less than 100. N/A is shown where the base number of responses is less than 10 during the period. % is calculated as Quantity/Base number*100

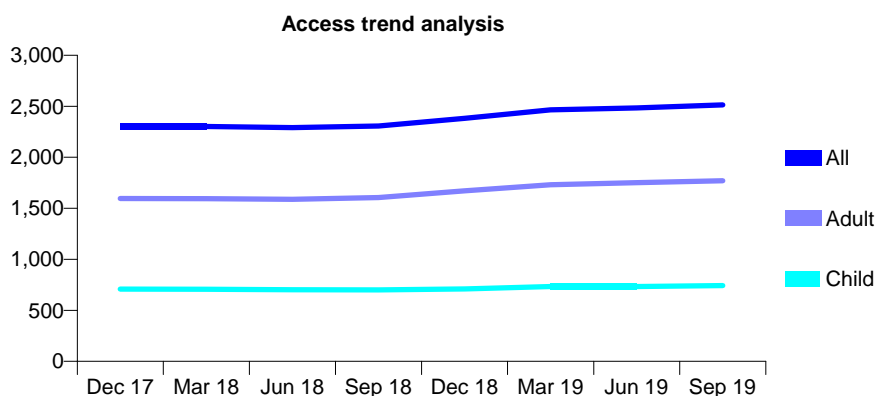
Q68 - Vital Signs At a Glance Contract Report for 133817/0001 - September 2019

Name or company name	Mr A Patel
Contract type name	GDS Contract
Purpose of contract	General
Contract start date	01/12/2013
Contract end date	

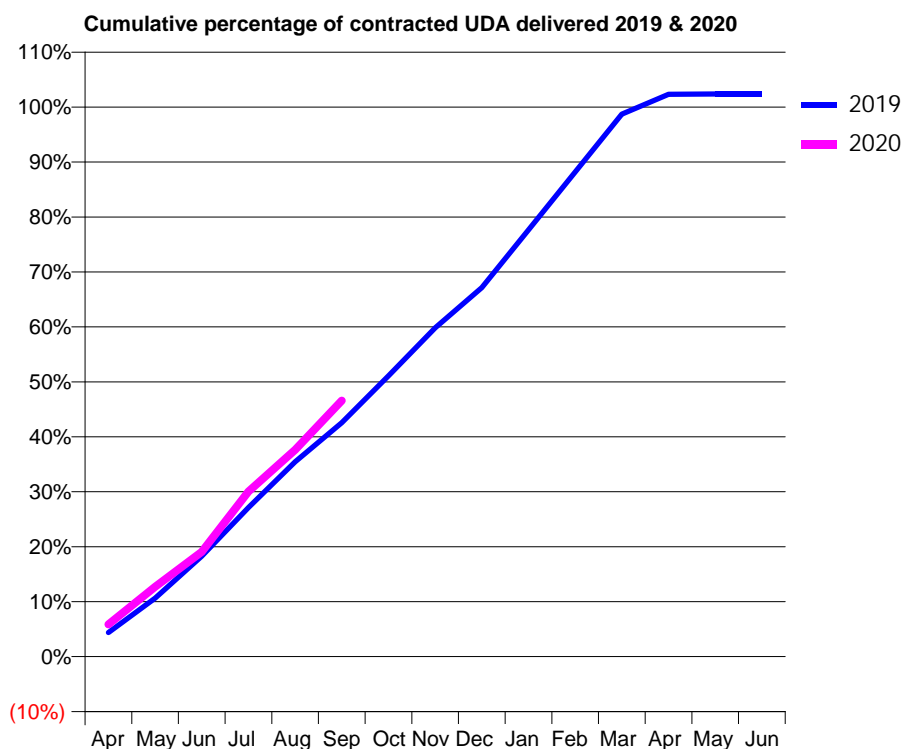
19/20 Contracted general activity (UDA)	6,536
Carry forward general activity (UDA)	0
19/20 Contracted orthodontic activity (UOA)	0
Carry forward orthodontic activity (UOA)	0
Baseline contract value	£207,955.98

ACCESS*

Patients seen in 24 months	Total	Change since previous quarter
Quarter ending September 2018	2,306	
Quarter ending December 2018	2,382	↑
Quarter ending March 2019	2,465	↑
Quarter ending June 2019	2,484	→
Quarter ending September 2019	2,514	→
Variance since September 2018	9.0%	↑



ACTIVITY



Month	Adjusted Scheduled Activity (UDA)	
	2019	2020
April	286	385
May	696	830
June	1,195	1,246
July	1,775	1,962
August	2,318	2,460
September	2,783	3,045
October	3,340	
November	3,911	
December	4,388	
January	5,075	
February	5,764	
March	6,451	
April	6,688	
May	6,691	
June	6,691	

QUALITY

	Quantity	Base Number	Contract	AT	Region	England
% of FP17s for the same patient ID Re-attending within 3 months - Children	48	666	7.2%	9.2%	10.8%	11.5%
% of FP17s for the same patient ID Re-attending within 3 months - Adults	90	1,291	7.0%	14.8%	15.2%	15.4%
% of FP17s for the same patient ID Re-attending between 3 & 9 months - Children	488	666	73.3%	61.5%	62.2%	59.7%
% of FP17s for the same patient ID Re-attending between 3 & 9 months - Adults	930	1,291	72.0%	52.4%	52.9%	51.7%
% of FP17s for Band 1 Urgent Courses	75	1,851	4.1%	9.3%	9.7%	9.2%
% of FP17s Relating to Free Repair or Replacements	9	1,851	0.5%	0.5%	0.6%	0.7%
% of FP17s Relating to Continuations	15	1,851	0.8%	0.7%	0.7%	0.8%
% of Patients satisfied with the dentistry they have received	0	0	N/A	93.6%	93.6%	93.5%
% of Patients satisfied with the time they had to wait for an appointment	0	0	N/A	88.5%	86.3%	87.4%

* This is based on patients treated on this contract for their most recent course of treatment. Figures in italics indicate the base number of FP17s or Patient Questionnaire responses are less than 100. N/A is shown where the base number of responses is less than 10 during the period. % is calculated as Quantity/Base number*100

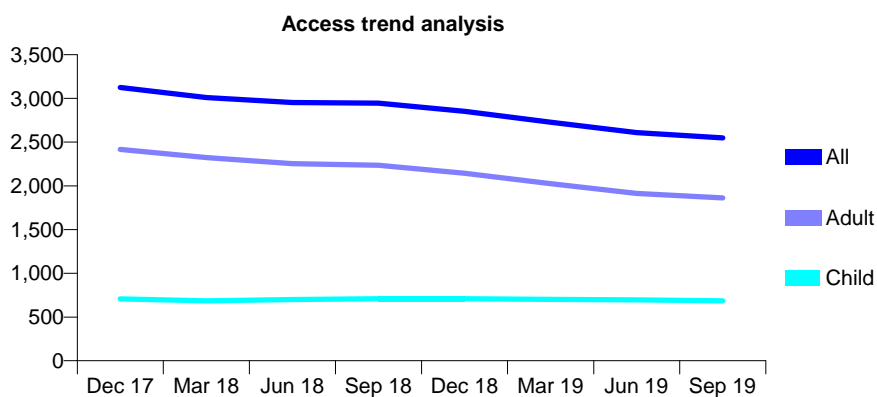
Q68 - Vital Signs At a Glance Contract Report for 134023/0001 - September 2019

Name or company name	Bright Dental Clinic Limited
Contract type name	GDS Contract
Purpose of contract	General
Contract start date	01/04/2014
Contract end date	

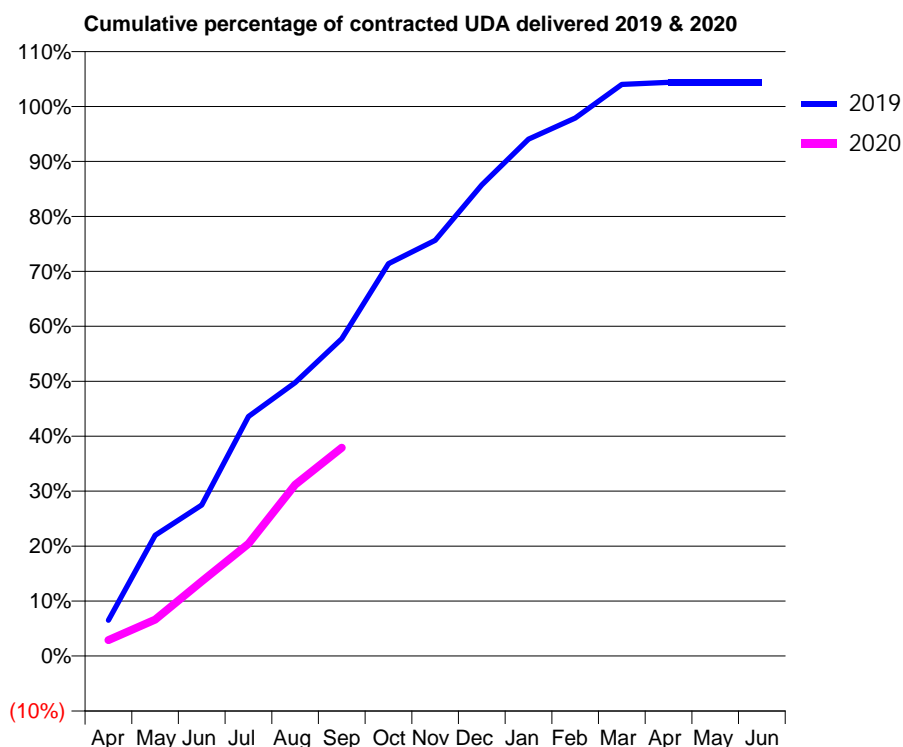
19/20 Contracted general activity (UDA)	7,557
Carry forward general activity (UDA)	0
19/20 Contracted orthodontic activity (UOA)	0
Carry forward orthodontic activity (UOA)	0
Baseline contract value	£200,165.27

ACCESS*

Patients seen in 24 months	Total	Change since previous quarter
Quarter ending September 2018	2,945	
Quarter ending December 2018	2,852	↓
Quarter ending March 2019	2,728	↓
Quarter ending June 2019	2,609	↓
Quarter ending September 2019	2,549	↓
Variance since September 2018	(13.4%)	↓



ACTIVITY



Month	Adjusted Scheduled Activity (UDA)	
	2019	2020
April	492	219
May	1,660	502
June	2,077	1,027
July	3,292	1,543
August	3,760	2,356
September	4,364	2,863
October	5,396	
November	5,717	
December	6,478	
January	7,108	
February	7,397	
March	7,862	
April	7,889	
May	7,889	
June	7,889	

QUALITY

	Quantity	Base Number	Contract	AT	Region	England
% of FP17s for the same patient ID Re-attending within 3 months - Children	33	484	6.8%	9.2%	10.8%	11.5%
% of FP17s for the same patient ID Re-attending within 3 months - Adults	137	1,128	12.1%	14.8%	15.2%	15.4%
% of FP17s for the same patient ID Re-attending between 3 & 9 months - Children	302	484	62.4%	61.5%	62.2%	59.7%
% of FP17s for the same patient ID Re-attending between 3 & 9 months - Adults	604	1,128	53.5%	52.4%	52.9%	51.7%
% of FP17s for Band 1 Urgent Courses	137	1,596	8.6%	9.3%	9.7%	9.2%
% of FP17s Relating to Free Repair or Replacements	11	1,596	0.7%	0.5%	0.6%	0.7%
% of FP17s Relating to Continuations	0	1,596	0.0%	0.7%	0.7%	0.8%
% of Patients satisfied with the dentistry they have received	0	0	N/A	93.6%	93.6%	93.5%
% of Patients satisfied with the time they had to wait for an appointment	0	0	N/A	88.5%	86.3%	87.4%

* This is based on patients treated on this contract for their most recent course of treatment. Figures in italics indicate the base number of FP17s or Patient Questionnaire responses are less than 100. N/A is shown where the base number of responses is less than 10 during the period. % is calculated as Quantity/Base number*100

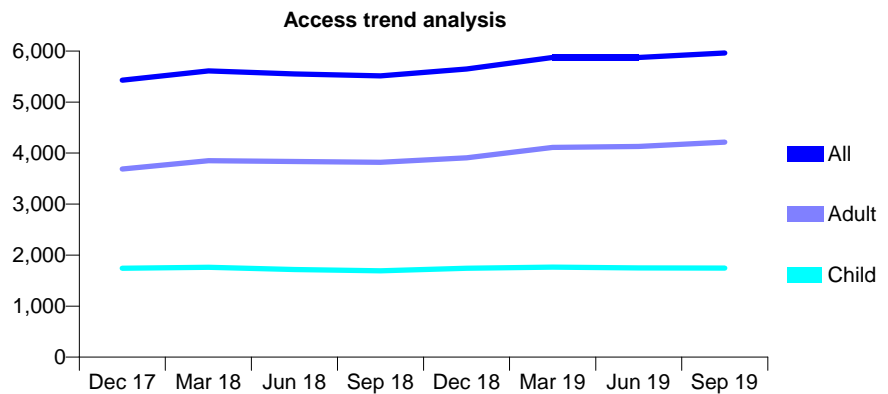
Q68 - Vital Signs At a Glance Contract Report for 134635/0001 - September 2019

Name or company name	The Bosham Clinic Limited
Contract type name	GDS Contract
Purpose of contract	General
Contract start date	01/04/2011
Contract end date	

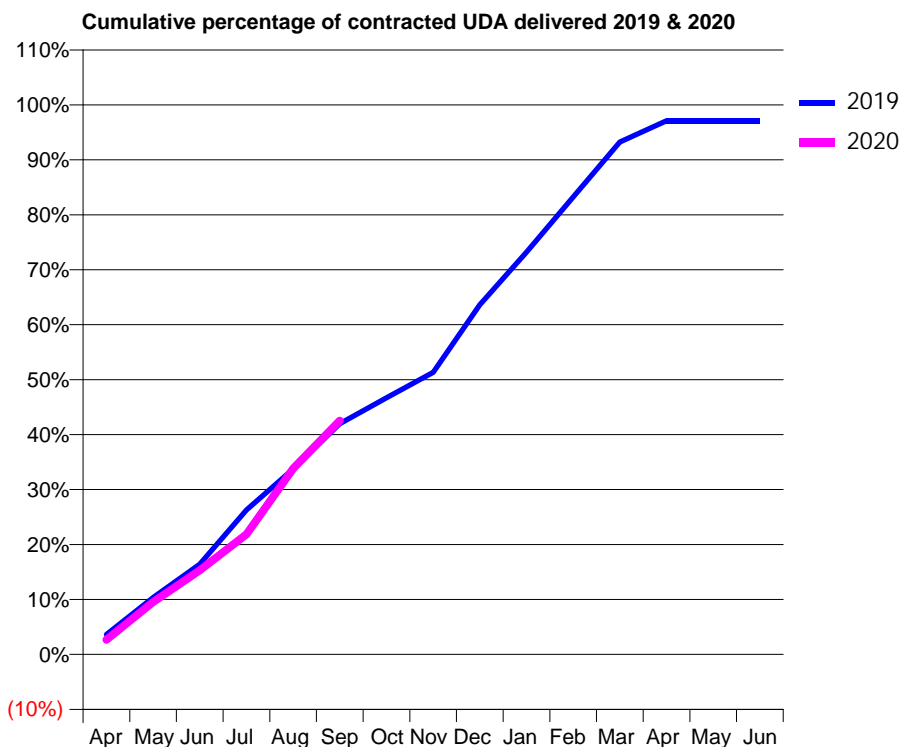
19/20 Contracted general activity (UDA)	16,055
Carry forward general activity (UDA)	463
19/20 Contracted orthodontic activity (UOA)	0
Carry forward orthodontic activity (UOA)	0
Baseline contract value	£425,156.42

ACCESS*

Patients seen in 24 months	Total	Change since previous quarter
Quarter ending September 2018	5,513	
Quarter ending December 2018	5,648	↑
Quarter ending March 2019	5,876	↑
Quarter ending June 2019	5,877	→
Quarter ending September 2019	5,961	→
Variance since September 2018	8.1%	↑



ACTIVITY



Month	Adjusted Scheduled Activity (UDA)	
	2019	2020
April	582	430
May	1,663	1,532
June	2,634	2,455
July	4,221	3,509
August	5,418	5,433
September	6,741	6,827
October	7,500	
November	8,243	
December	10,215	
January	11,753	
February	13,366	
March	14,969	
April	15,589	
May	15,590	
June	15,592	

QUALITY

	Quantity	Base Number	Contract	AT	Region	England
% of FP17s for the same patient ID Re-attending within 3 months - Children	69	1,386	5.0%	9.2%	10.8%	11.5%
% of FP17s for the same patient ID Re-attending within 3 months - Adults	348	3,177	11.0%	14.8%	15.2%	15.4%
% of FP17s for the same patient ID Re-attending between 3 & 9 months - Children	936	1,386	67.5%	61.5%	62.2%	59.7%
% of FP17s for the same patient ID Re-attending between 3 & 9 months - Adults	2,067	3,177	65.1%	52.4%	52.9%	51.7%
% of FP17s for Band 1 Urgent Courses	262	4,232	6.2%	9.3%	9.7%	9.2%
% of FP17s Relating to Free Repair or Replacements	9	4,232	0.2%	0.5%	0.6%	0.7%
% of FP17s Relating to Continuations	62	4,232	1.5%	0.7%	0.7%	0.8%
% of Patients satisfied with the dentistry they have received	1	2	N/A	93.6%	93.6%	93.5%
% of Patients satisfied with the time they had to wait for an appointment	1	2	N/A	88.5%	86.3%	87.4%

* This is based on patients treated on this contract for their most recent course of treatment. Figures in italics indicate the base number of FP17s or Patient Questionnaire responses are less than 100. N/A is shown where the base number of responses is less than 10 during the period. % is calculated as Quantity/Base number*100

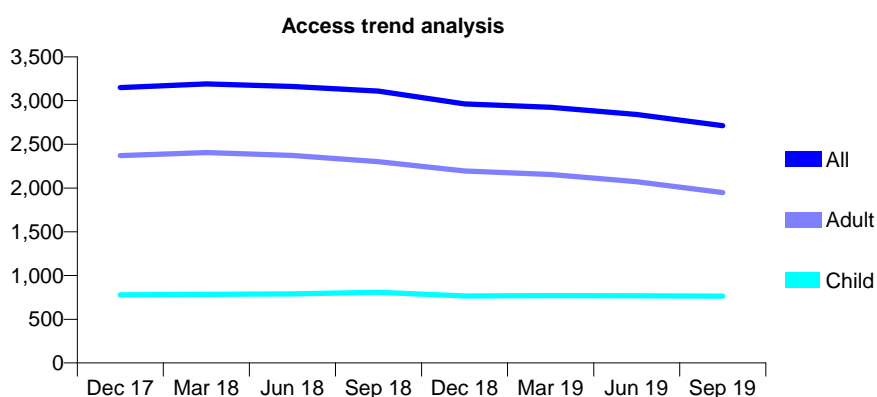
Q68 - Vital Signs At a Glance Contract Report for 137006/0001 - September 2019

Name or company name	Dr Waseem Akhtar
Contract type name	GDS Contract
Purpose of contract	General
Contract start date	01/04/2015
Contract end date	

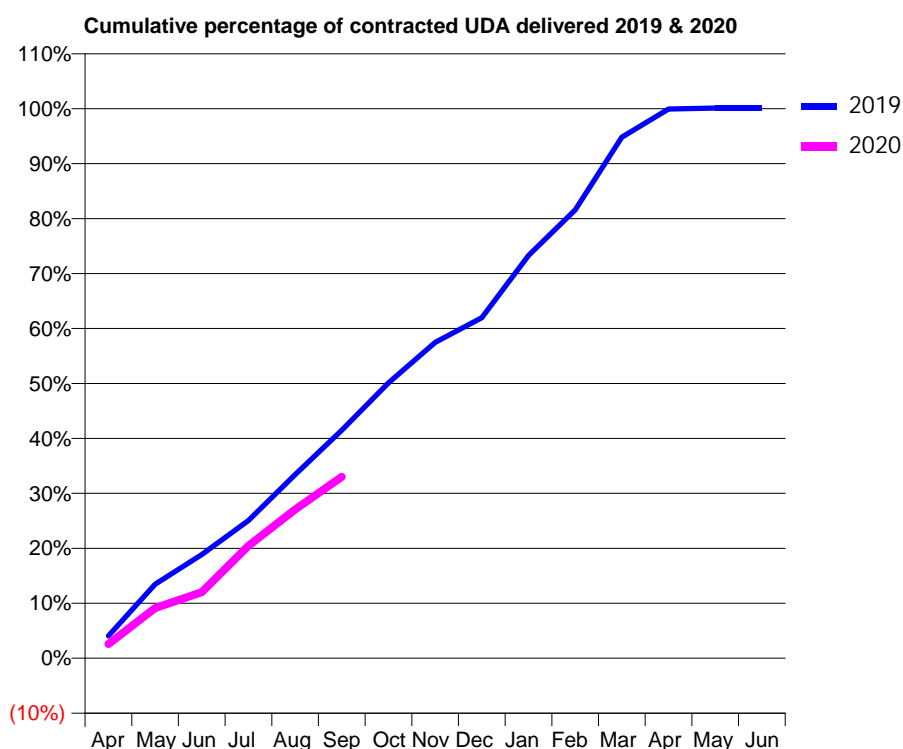
19/20 Contracted general activity (UDA)	8,158
Carry forward general activity (UDA)	0
19/20 Contracted orthodontic activity (UOA)	0
Carry forward orthodontic activity (UOA)	0
Baseline contract value	£198,592.44

ACCESS*

Patients seen in 24 months	Total	Change since previous quarter
Quarter ending September 2018	3,109	
Quarter ending December 2018	2,962	↓
Quarter ending March 2019	2,925	↓
Quarter ending June 2019	2,840	↓
Quarter ending September 2019	2,712	↓
Variance since September 2018	(12.8%)	↓



ACTIVITY



Month	2019	2020
April	332	211
May	1,099	746
June	1,539	980
July	2,043	1,671
August	2,728	2,209
September	3,385	2,693
October	4,087	
November	4,689	
December	5,056	
January	5,979	
February	6,655	
March	7,734	
April	8,152	
May	8,167	
June	8,167	

QUALITY

	Quantity	Base Number	Contract	AT	Region	England
% of FP17s for the same patient ID Re-attending within 3 months - Children	30	332	9.0%	9.2%	10.8%	11.5%
% of FP17s for the same patient ID Re-attending within 3 months - Adults	65	726	9.0%	14.8%	15.2%	15.4%
% of FP17s for the same patient ID Re-attending between 3 & 9 months - Children	117	332	35.2%	61.5%	62.2%	59.7%
% of FP17s for the same patient ID Re-attending between 3 & 9 months - Adults	229	726	31.5%	52.4%	52.9%	51.7%
% of FP17s for Band 1 Urgent Courses	163	972	16.8%	9.3%	9.7%	9.2%
% of FP17s Relating to Free Repair or Replacements	8	972	0.8%	0.5%	0.6%	0.7%
% of FP17s Relating to Continuations	2	972	0.2%	0.7%	0.7%	0.8%
% of Patients satisfied with the dentistry they have received	3	3	N/A	93.6%	93.6%	93.5%
% of Patients satisfied with the time they had to wait for an appointment	3	3	N/A	88.5%	86.3%	87.4%

* This is based on patients treated on this contract for their most recent course of treatment. Figures in italics indicate the base number of FP17s or Patient Questionnaire responses are less than 100. N/A is shown where the base number of responses is less than 10 during the period. % is calculated as Quantity/Base number*100

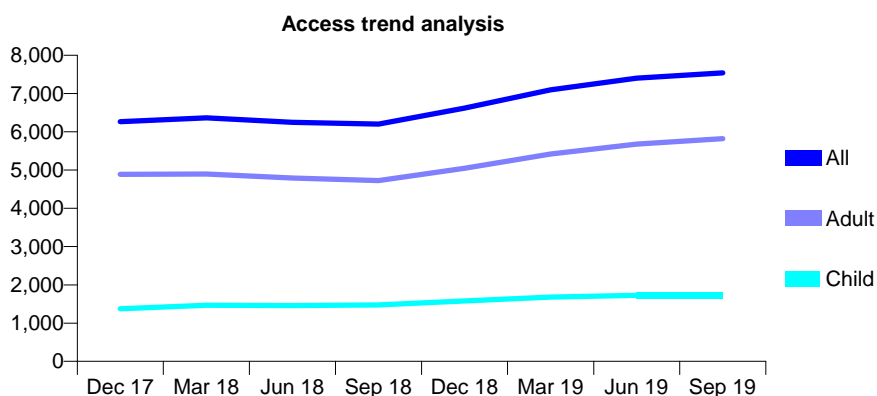
Q68 - Vital Signs At a Glance Contract Report for 137227/0001 - September 2019

Name or company name	Mr A Pangotra and Associates
Contract type name	GDS Contract
Purpose of contract	General
Contract start date	01/08/2012
Contract end date	

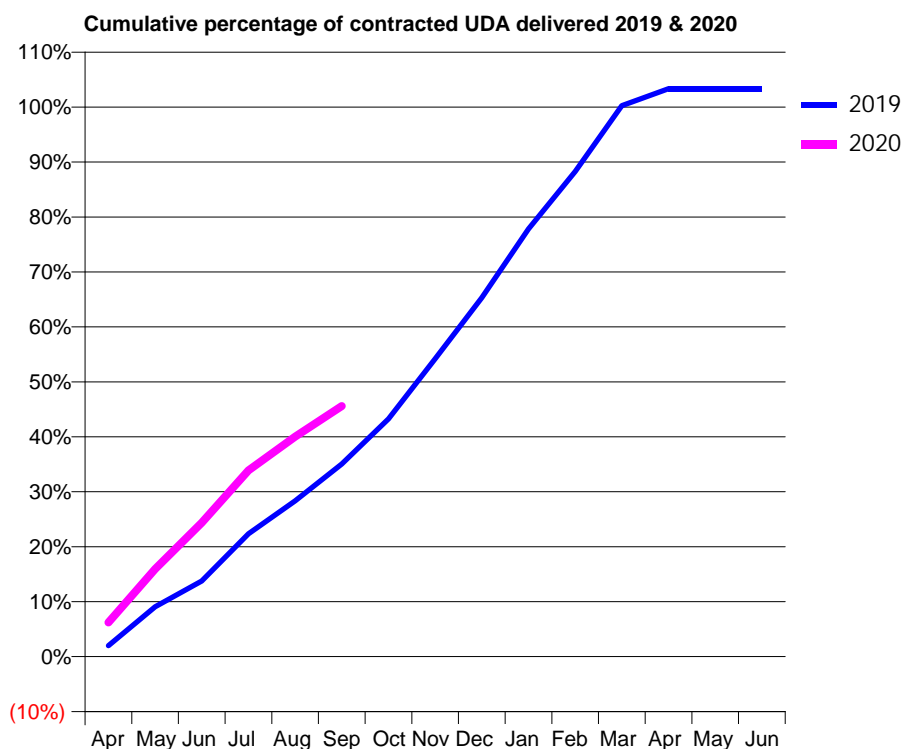
19/20 Contracted general activity (UDA)	23,000
Carry forward general activity (UDA)	0
19/20 Contracted orthodontic activity (UOA)	0
Carry forward orthodontic activity (UOA)	0
Baseline contract value	£696,612.32

ACCESS*

Patients seen in 24 months	Total	Change since previous quarter
Quarter ending September 2018	6,200	
Quarter ending December 2018	6,623	↑
Quarter ending March 2019	7,095	↑
Quarter ending June 2019	7,402	↑
Quarter ending September 2019	7,543	→
Variance since September 2018	21.7%	↑



ACTIVITY



Month	Adjusted Scheduled Activity (UDA)	
	2019	2020
April	458	1,433
May	2,092	3,667
June	3,170	5,607
July	5,144	7,792
August	6,524	9,208
September	8,064	10,485
October	9,947	
November	12,471	
December	15,025	
January	17,901	
February	20,304	
March	23,062	
April	23,768	
May	23,769	
June	23,769	

QUALITY

	Quantity	Base Number	Contract	AT	Region	England
% of FP17s for the same patient ID Re-attending within 3 months - Children	81	1,028	7.9%	9.2%	10.8%	11.5%
% of FP17s for the same patient ID Re-attending within 3 months - Adults	643	3,370	19.1%	14.8%	15.2%	15.4%
% of FP17s for the same patient ID Re-attending between 3 & 9 months - Children	468	1,028	45.5%	61.5%	62.2%	59.7%
% of FP17s for the same patient ID Re-attending between 3 & 9 months - Adults	1,363	3,370	40.4%	52.4%	52.9%	51.7%
% of FP17s for Band 1 Urgent Courses	790	4,134	19.1%	9.3%	9.7%	9.2%
% of FP17s Relating to Free Repair or Replacements	5	4,134	0.1%	0.5%	0.6%	0.7%
% of FP17s Relating to Continuations	26	4,134	0.6%	0.7%	0.7%	0.8%
% of Patients satisfied with the dentistry they have received	1	1	N/A	93.6%	93.6%	93.5%
% of Patients satisfied with the time they had to wait for an appointment	1	1	N/A	88.5%	86.3%	87.4%

* This is based on patients treated on this contract for their most recent course of treatment. Figures in italics indicate the base number of FP17s or Patient Questionnaire responses are less than 100. N/A is shown where the base number of responses is less than 10 during the period. % is calculated as Quantity/Base number*100

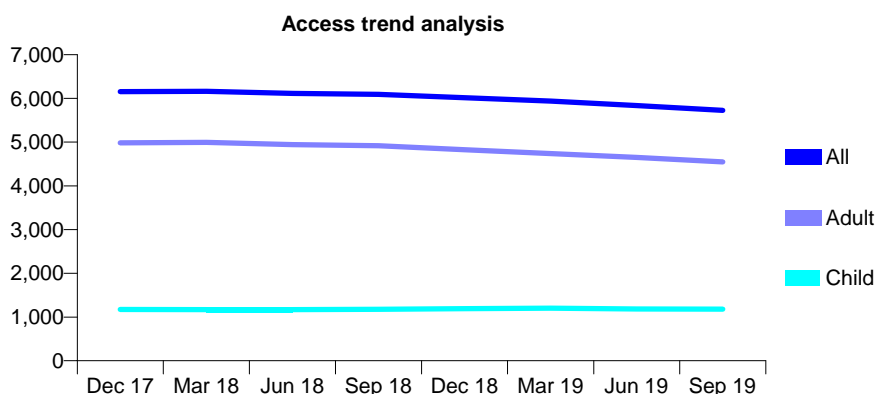
Q68 - Vital Signs At a Glance Contract Report for 138053/0001 - September 2019

Name or company name	Richmond House Practice Limited
Contract type name	GDS Contract
Purpose of contract	General
Contract start date	01/10/2011
Contract end date	

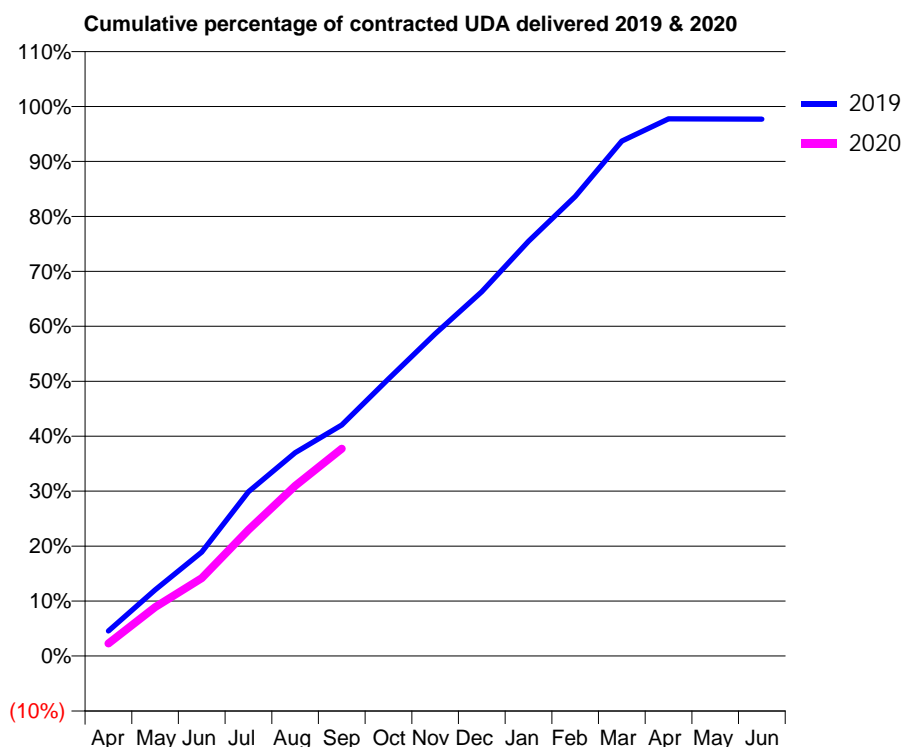
19/20 Contracted general activity (UDA)	16,550
Carry forward general activity (UDA)	383
19/20 Contracted orthodontic activity (UOA)	0
Carry forward orthodontic activity (UOA)	0
Baseline contract value	£472,596.12

ACCESS*

Patients seen in 24 months	Total	Change since previous quarter
Quarter ending September 2018	6,094	
Quarter ending December 2018	6,016	↓
Quarter ending March 2019	5,941	↓
Quarter ending June 2019	5,835	↓
Quarter ending September 2019	5,726	↓
Variance since September 2018	(6.0%)	↓



ACTIVITY



Month	Adjusted Scheduled Activity (UDA)	
	2019	2020
April	754	378
May	1,996	1,472
June	3,131	2,345
July	4,950	3,800
August	6,124	5,129
September	6,957	6,241
October	8,343	
November	9,703	
December	10,974	
January	12,493	
February	13,840	
March	15,509	
April	16,174	
May	16,170	
June	16,167	

QUALITY

	Quantity	Base Number	Contract	AT	Region	England
% of FP17s for the same patient ID Re-attending within 3 months - Children	42	858	4.9%	9.2%	10.8%	11.5%
% of FP17s for the same patient ID Re-attending within 3 months - Adults	308	2,851	10.8%	14.8%	15.2%	15.4%
% of FP17s for the same patient ID Re-attending between 3 & 9 months - Children	590	858	68.8%	61.5%	62.2%	59.7%
% of FP17s for the same patient ID Re-attending between 3 & 9 months - Adults	1,710	2,851	60.0%	52.4%	52.9%	51.7%
% of FP17s for Band 1 Urgent Courses	127	3,438	3.7%	9.3%	9.7%	9.2%
% of FP17s Relating to Free Repair or Replacements	9	3,438	0.3%	0.5%	0.6%	0.7%
% of FP17s Relating to Continuations	54	3,438	1.6%	0.7%	0.7%	0.8%
% of Patients satisfied with the dentistry they have received	1	2	N/A	93.6%	93.6%	93.5%
% of Patients satisfied with the time they had to wait for an appointment	2	2	N/A	88.5%	86.3%	87.4%

* This is based on patients treated on this contract for their most recent course of treatment. Figures in italics indicate the base number of FP17s or Patient Questionnaire responses are less than 100. N/A is shown where the base number of responses is less than 10 during the period. % is calculated as Quantity/Base number*100

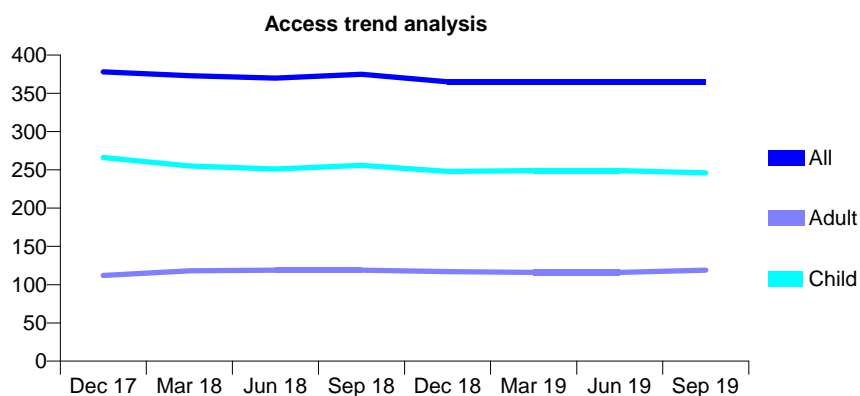
Q68 - Vital Signs At a Glance Contract Report for 141011/0001 - September 2019

Name or company name	APF Dental Practice
Contract type name	GDS Contract
Purpose of contract	General
Contract start date	01/04/2006
Contract end date	

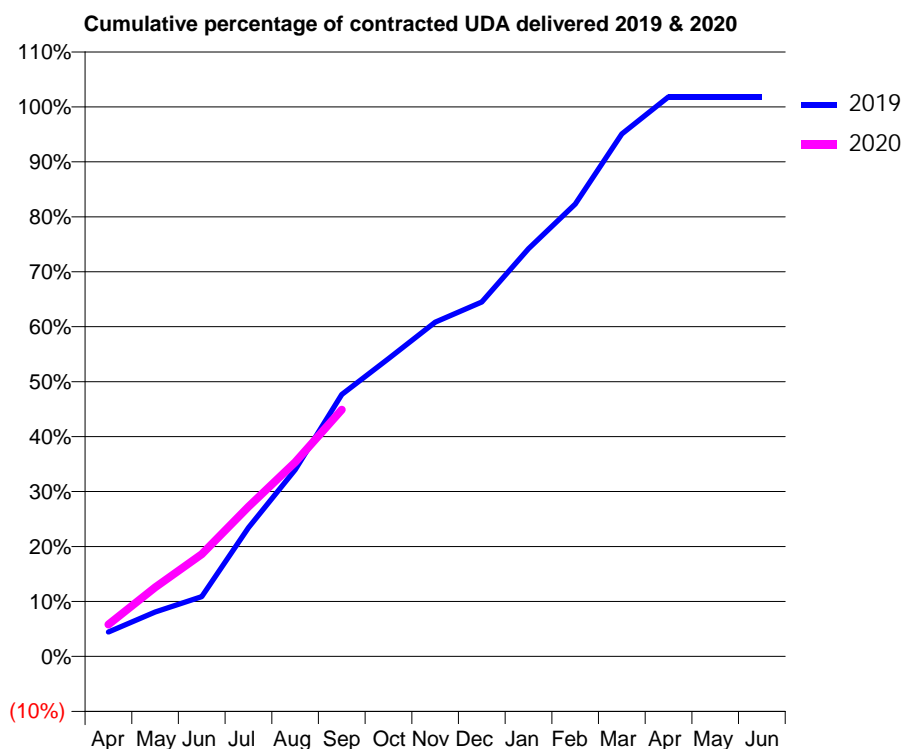
19/20 Contracted general activity (UDA)	830
Carry forward general activity (UDA)	0
19/20 Contracted orthodontic activity (UOA)	0
Carry forward orthodontic activity (UOA)	0
Baseline contract value	£23,851.46

ACCESS*

Patients seen in 24 months	Total	Change since previous quarter
Quarter ending September 2018	375	
Quarter ending December 2018	365	↓
Quarter ending March 2019	365	→
Quarter ending June 2019	365	→
Quarter ending September 2019	365	→
Variance since September 2018	(2.7%)	↓



ACTIVITY



Adjusted Scheduled Activity (UDA)		
Month	2019	2020
April	37	48
May	67	104
June	90	154
July	194	226
August	282	293
September	395	373
October	450	
November	505	
December	535	
January	616	
February	683	
March	789	
April	845	
May	845	
June	845	

QUALITY

	Quantity	Base Number	Contract	AT	Region	England
% of FP17s for the same patient ID Re-attending within 3 months - Children	11	213	5.2%	9.2%	10.8%	11.5%
% of FP17s for the same patient ID Re-attending within 3 months - Adults	9	91	9.9%	14.8%	15.2%	15.4%
% of FP17s for the same patient ID Re-attending between 3 & 9 months - Children	168	213	78.9%	61.5%	62.2%	59.7%
% of FP17s for the same patient ID Re-attending between 3 & 9 months - Adults	60	91	65.9%	52.4%	52.9%	51.7%
% of FP17s for Band 1 Urgent Courses	14	279	5.0%	9.3%	9.7%	9.2%
% of FP17s Relating to Free Repair or Replacements	2	279	0.7%	0.5%	0.6%	0.7%
% of FP17s Relating to Continuations	1	279	0.4%	0.7%	0.7%	0.8%
% of Patients satisfied with the dentistry they have received	0	0	N/A	93.6%	93.6%	93.5%
% of Patients satisfied with the time they had to wait for an appointment	0	0	N/A	88.5%	86.3%	87.4%

* This is based on patients treated on this contract for their most recent course of treatment. Figures in italics indicate the base number of FP17s or Patient Questionnaire responses are less than 100. N/A is shown where the base number of responses is less than 10 during the period. % is calculated as Quantity/Base number*100

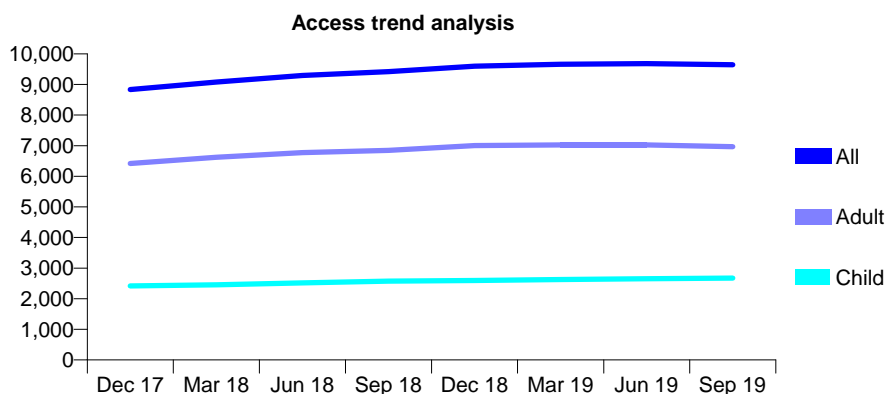
Q68 - Vital Signs At a Glance Contract Report for 141127/0001 - September 2019

Name or company name	Mr S A Butt & Mr S Butt
Contract type name	Pilot Contract
Purpose of contract	General
Contract start date	01/08/2011
Contract end date	

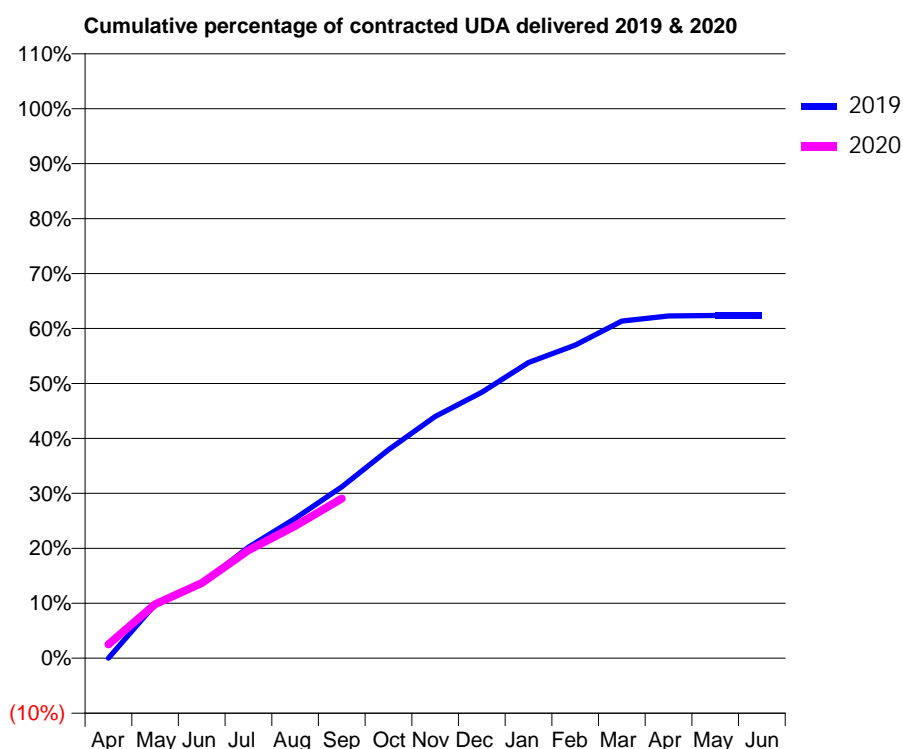
19/20 Contracted general activity (UDA)	31,276
Carry forward general activity (UDA)	0
19/20 Contracted orthodontic activity (UOA)	0
Carry forward orthodontic activity (UOA)	0
Baseline contract value	£772,792.90

ACCESS*

Patients seen in 24 months	Total	Change since previous quarter
Quarter ending September 2018	9,420	
Quarter ending December 2018	9,599	→
Quarter ending March 2019	9,659	→
Quarter ending June 2019	9,679	→
Quarter ending September 2019	9,643	→
Variance since September 2018	2.4%	↑



ACTIVITY



Month	Adjusted Scheduled Activity (UDA)	
	2019	2020
April	0	790
May	3,060	3,081
June	4,254	4,274
July	6,321	6,143
August	7,960	7,535
September	9,748	9,085
October	11,869	
November	13,755	
December	15,140	
January	16,833	
February	17,825	
March	19,187	
April	19,481	
May	19,502	
June	19,501	

QUALITY

	Quantity	Base Number	Contract	AT	Region	England
% of FP17s for the same patient ID Re-attending within 3 months - Children	115	1,996	5.8%	9.2%	10.8%	11.5%
% of FP17s for the same patient ID Re-attending within 3 months - Adults	609	3,757	16.2%	14.8%	15.2%	15.4%
% of FP17s for the same patient ID Re-attending between 3 & 9 months - Children	1,214	1,996	60.8%	61.5%	62.2%	59.7%
% of FP17s for the same patient ID Re-attending between 3 & 9 months - Adults	1,308	3,757	34.8%	52.4%	52.9%	51.7%
% of FP17s for Band 1 Urgent Courses	447	4,464	10.0%	9.3%	9.7%	9.2%
% of FP17s Relating to Free Repair or Replacements	17	4,464	0.4%	0.5%	0.6%	0.7%
% of FP17s Relating to Continuations	13	4,464	0.3%	0.7%	0.7%	0.8%
% of Patients satisfied with the dentistry they have received	1	1	N/A	93.6%	93.6%	93.5%
% of Patients satisfied with the time they had to wait for an appointment	1	1	N/A	88.5%	86.3%	87.4%

* This is based on patients treated on this contract for their most recent course of treatment.

Figures in italics indicate the base number of FP17s or Patient Questionnaire responses are less than 100. N/A is shown where the base number of responses is less than 10 during the period. % is calculated as Quantity/Base number*100

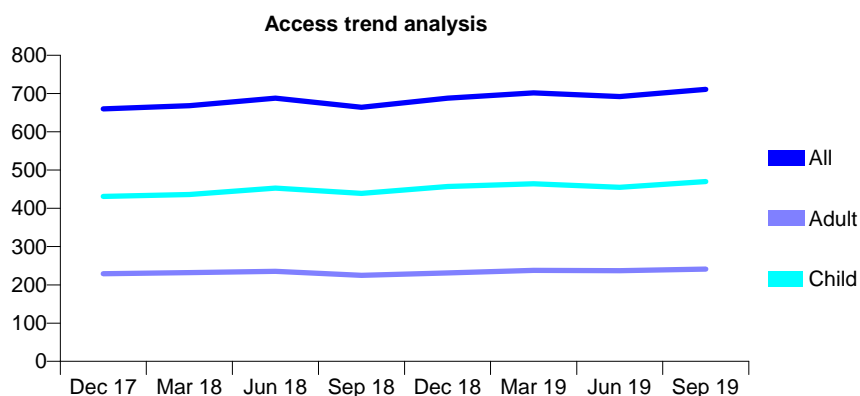
Q68 - Vital Signs At a Glance Contract Report for 141410/0001 - September 2019

Name or company name	Ucer Ltd
Contract type name	GDS Contract
Purpose of contract	General
Contract start date	01/10/2009
Contract end date	

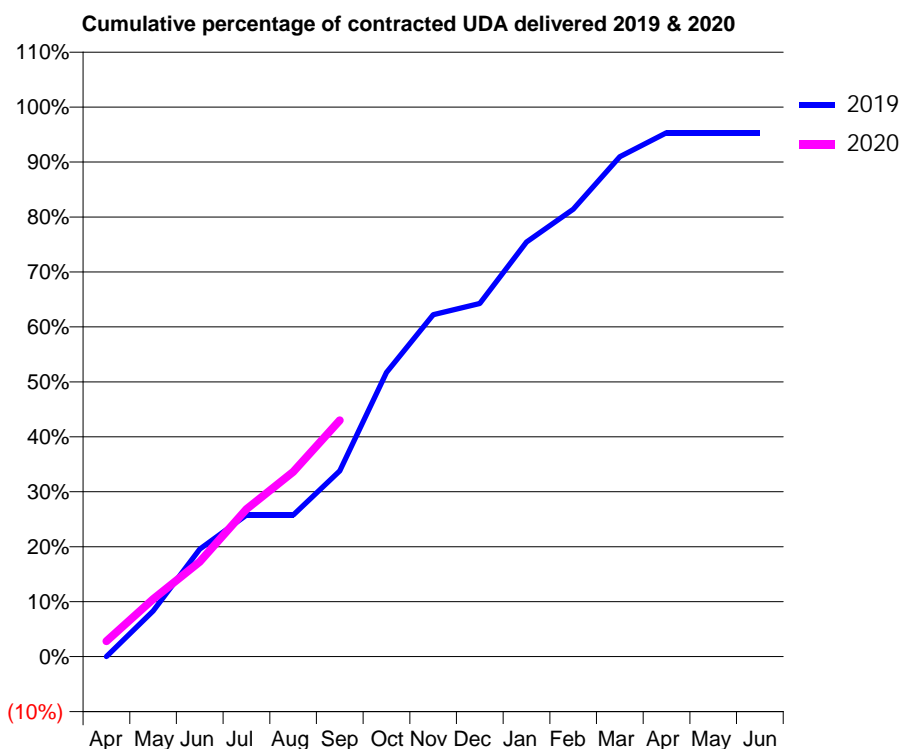
19/20 Contracted general activity (UDA)	1,300
Carry forward general activity (UDA)	0
19/20 Contracted orthodontic activity (UOA)	0
Carry forward orthodontic activity (UOA)	0
Baseline contract value	£29,901.90

ACCESS*

Patients seen in 24 months	Total	Change since previous quarter
Quarter ending September 2018	664	
Quarter ending December 2018	688	↑
Quarter ending March 2019	702	↑
Quarter ending June 2019	692	↓
Quarter ending September 2019	711	↑
Variance since September 2018	7.1%	↑



ACTIVITY



Month	Adjusted Scheduled Activity (UDA)	
	2019	2020
April	0	36
May	108	136
June	254	224
July	335	349
August	335	437
September	439	559
October	672	
November	809	
December	836	
January	981	
February	1,058	
March	1,182	
April	1,239	
May	1,239	
June	1,239	

QUALITY

	Quantity	Base Number	Contract	AT	Region	England
% of FP17s for the same patient ID Re-attending within 3 months - Children	25	330	7.6%	9.2%	10.8%	11.5%
% of FP17s for the same patient ID Re-attending within 3 months - Adults	8	122	6.6%	14.8%	15.2%	15.4%
% of FP17s for the same patient ID Re-attending between 3 & 9 months - Children	204	330	61.8%	61.5%	62.2%	59.7%
% of FP17s for the same patient ID Re-attending between 3 & 9 months - Adults	65	122	53.3%	52.4%	52.9%	51.7%
% of FP17s for Band 1 Urgent Courses	34	415	8.2%	9.3%	9.7%	9.2%
% of FP17s Relating to Free Repair or Replacements	0	415	0.0%	0.5%	0.6%	0.7%
% of FP17s Relating to Continuations	1	415	0.2%	0.7%	0.7%	0.8%
% of Patients satisfied with the dentistry they have received	0	0	N/A	93.6%	93.6%	93.5%
% of Patients satisfied with the time they had to wait for an appointment	0	0	N/A	88.5%	86.3%	87.4%

* This is based on patients treated on this contract for their most recent course of treatment. Figures in italics indicate the base number of FP17s or Patient Questionnaire responses are less than 100. N/A is shown where the base number of responses is less than 10 during the period. % is calculated as Quantity/Base number*100

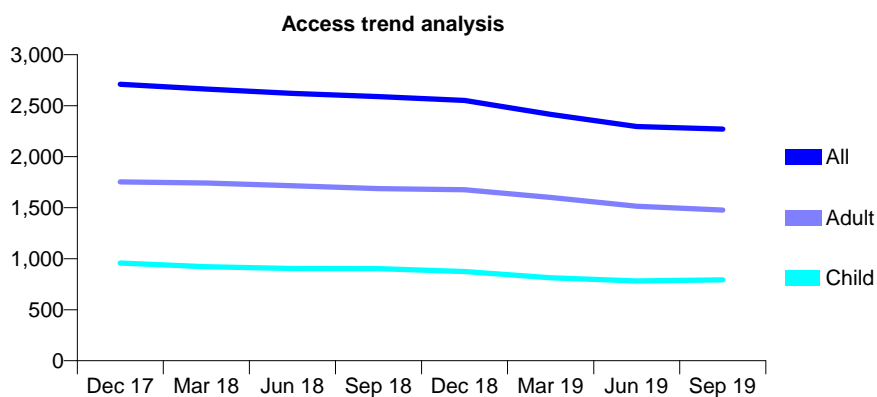
Q68 - Vital Signs At a Glance Contract Report for 144258/0001 - September 2019

Name or company name	Brighton Dental Services
Contract type name	PDS Contract
Purpose of contract	General
Contract start date	01/04/2006
Contract end date	31/03/2021

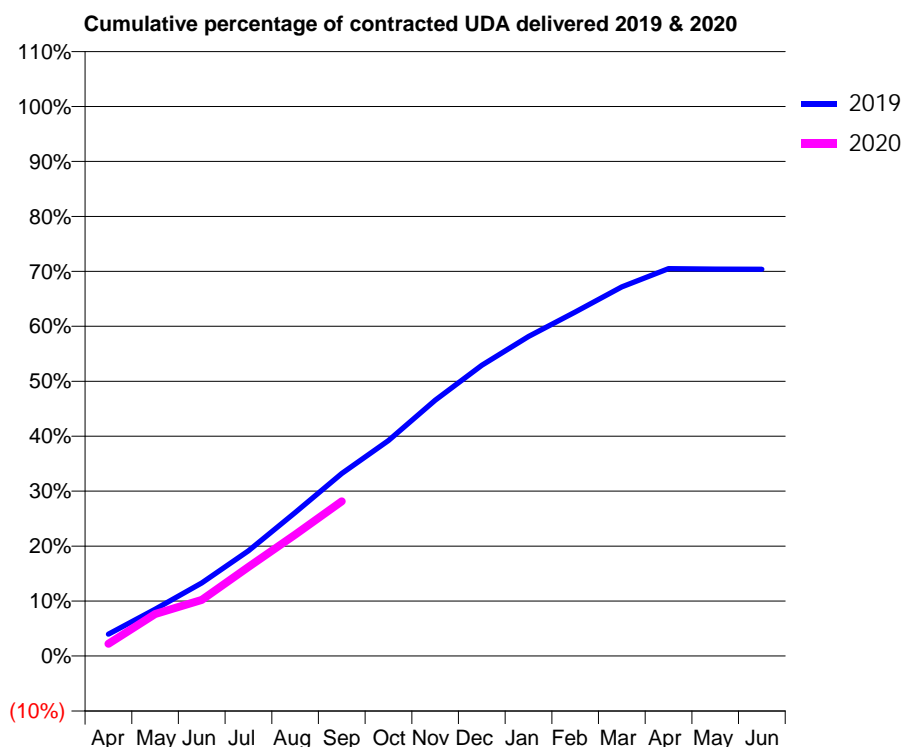
19/20 Contracted general activity (UDA)	8,074
Carry forward general activity (UDA)	0
19/20 Contracted orthodontic activity (UOA)	0
Carry forward orthodontic activity (UOA)	0
Baseline contract value	£1,691,839.63

ACCESS*

Patients seen in 24 months	Total	Change since previous quarter
Quarter ending September 2018	2,589	
Quarter ending December 2018	2,551	↓
Quarter ending March 2019	2,415	↓
Quarter ending June 2019	2,296	↓
Quarter ending September 2019	2,270	↓
Variance since September 2018	(12.3%)	↓



ACTIVITY



Month	Adjusted Scheduled Activity (UDA)	
	2019	2020
April	321	180
May	689	619
June	1,075	825
July	1,548	1,310
August	2,110	1,783
September	2,681	2,273
October	3,165	
November	3,759	
December	4,273	
January	4,696	
February	5,055	
March	5,422	
April	5,691	
May	5,684	
June	5,683	

QUALITY

	Quantity	Base Number	Contract	AT	Region	England
% of FP17s for the same patient ID Re-attending within 3 months - Children	33	517	6.4%	9.2%	10.8%	11.5%
% of FP17s for the same patient ID Re-attending within 3 months - Adults	57	660	8.6%	14.8%	15.2%	15.4%
% of FP17s for the same patient ID Re-attending between 3 & 9 months - Children	202	517	39.1%	61.5%	62.2%	59.7%
% of FP17s for the same patient ID Re-attending between 3 & 9 months - Adults	271	660	41.1%	52.4%	52.9%	51.7%
% of FP17s for Band 1 Urgent Courses	69	1,040	6.6%	9.3%	9.7%	9.2%
% of FP17s Relating to Free Repair or Replacements	1	1,040	0.1%	0.5%	0.6%	0.7%
% of FP17s Relating to Continuations	0	1,040	0.0%	0.7%	0.7%	0.8%
% of Patients satisfied with the dentistry they have received	0	0	N/A	93.6%	93.6%	93.5%
% of Patients satisfied with the time they had to wait for an appointment	0	0	N/A	88.5%	86.3%	87.4%

* This is based on patients treated on this contract for their most recent course of treatment. Figures in italics indicate the base number of FP17s or Patient Questionnaire responses are less than 100. N/A is shown where the base number of responses is less than 10 during the period. % is calculated as Quantity/Base number*100

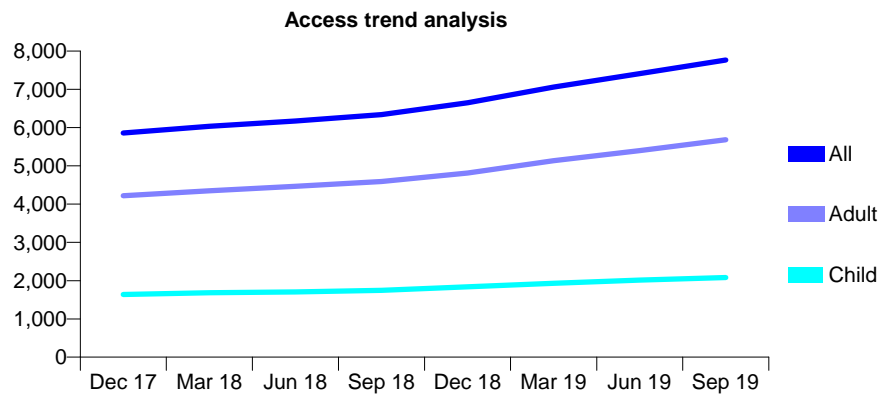
Q68 - Vital Signs At a Glance Contract Report for 146773/0001 - September 2019

Name or company name	Shoreham Oral Care Limited
Contract type name	GDS Contract
Purpose of contract	General
Contract start date	01/12/2006
Contract end date	

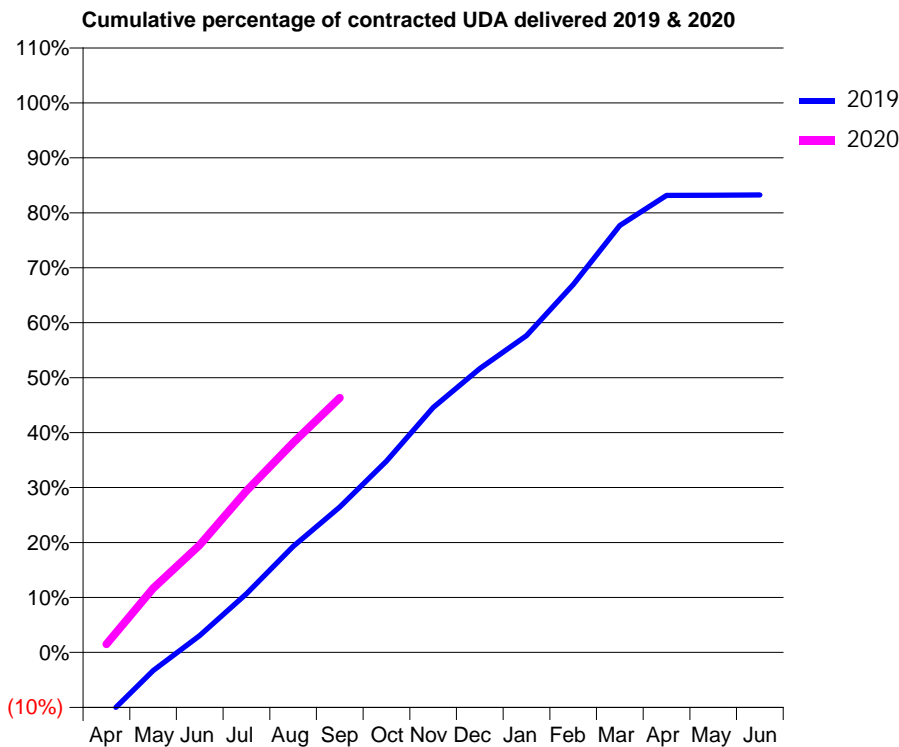
19/20 Contracted general activity (UDA)	22,826
Carry forward general activity (UDA)	328
19/20 Contracted orthodontic activity (UOA)	0
Carry forward orthodontic activity (UOA)	0
Baseline contract value	£680,971.30

ACCESS*

Patients seen in 24 months	Total	Change since previous quarter
Quarter ending September 2018	6,338	
Quarter ending December 2018	6,649	↑
Quarter ending March 2019	7,062	↑
Quarter ending June 2019	7,410	↑
Quarter ending September 2019	7,764	↑
Variance since September 2018	22.5%	↑



ACTIVITY



Month	2019	2020
April	-2,679	345
May	-763	2,663
June	698	4,460
July	2,436	6,708
August	4,407	8,709
September	6,041	10,573
October	7,948	
November	10,173	
December	11,789	
January	13,161	
February	15,277	
March	17,734	
April	18,981	
May	18,987	
June	19,002	

QUALITY

	Quantity	Base Number	Contract	AT	Region	England
% of FP17s for the same patient ID Re-attending within 3 months - Children	74	1,651	4.5%	9.2%	10.8%	11.5%
% of FP17s for the same patient ID Re-attending within 3 months - Adults	666	4,616	14.4%	14.8%	15.2%	15.4%
% of FP17s for the same patient ID Re-attending between 3 & 9 months - Children	1,058	1,651	64.1%	61.5%	62.2%	59.7%
% of FP17s for the same patient ID Re-attending between 3 & 9 months - Adults	2,426	4,616	52.6%	52.4%	52.9%	51.7%
% of FP17s for Band 1 Urgent Courses	507	5,740	8.8%	9.3%	9.7%	9.2%
% of FP17s Relating to Free Repair or Replacements	14	5,740	0.2%	0.5%	0.6%	0.7%
% of FP17s Relating to Continuations	22	5,740	0.4%	0.7%	0.7%	0.8%
% of Patients satisfied with the dentistry they have received	3	3	N/A	93.6%	93.6%	93.5%
% of Patients satisfied with the time they had to wait for an appointment	3	3	N/A	88.5%	86.3%	87.4%

* This is based on patients treated on this contract for their most recent course of treatment. Figures in italics indicate the base number of FP17s or Patient Questionnaire responses are less than 100. N/A is shown where the base number of responses is less than 10 during the period. % is calculated as Quantity/Base number*100

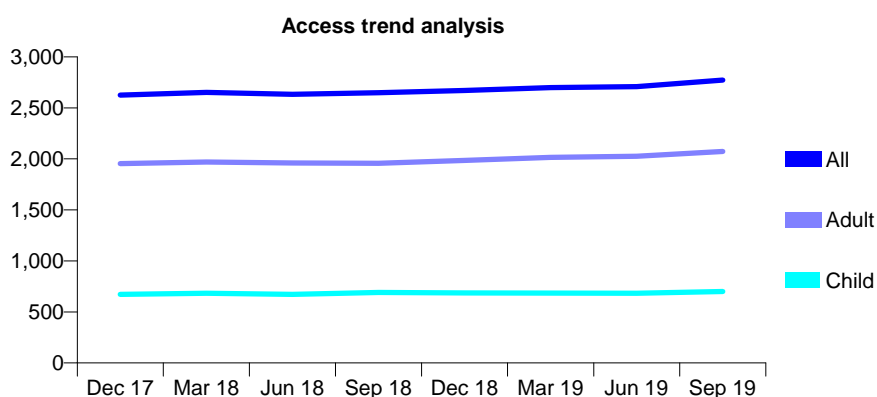
Q68 - Vital Signs At a Glance Contract Report for 147400/0001 - September 2019

Name or company name	Woodcroft Dental Practice Ltd
Contract type name	GDS Contract
Purpose of contract	General
Contract start date	01/04/2010
Contract end date	

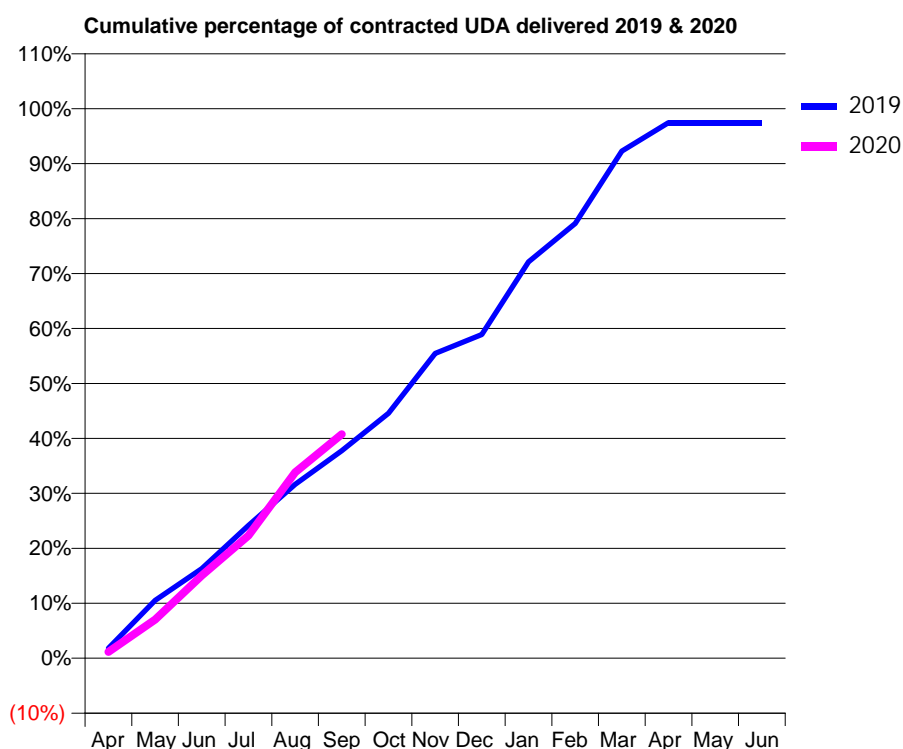
19/20 Contracted general activity (UDA)	9,400
Carry forward general activity (UDA)	238
19/20 Contracted orthodontic activity (UOA)	0
Carry forward orthodontic activity (UOA)	0
Baseline contract value	£317,220.24

ACCESS*

Patients seen in 24 months	Total	Change since previous quarter
Quarter ending September 2018	2,649	
Quarter ending December 2018	2,670	→
Quarter ending March 2019	2,699	→
Quarter ending June 2019	2,708	→
Quarter ending September 2019	2,773	↑
Variance since September 2018	4.7%	↑



ACTIVITY



Month	2019	2020
April	173	107
May	990	663
June	1,531	1,413
July	2,272	2,097
August	2,974	3,180
September	3,548	3,832
October	4,190	
November	5,214	
December	5,537	
January	6,778	
February	7,435	
March	8,673	
April	9,160	
May	9,160	
June	9,161	

QUALITY

	Quantity	Base Number	Contract	AT	Region	England
% of FP17s for the same patient ID Re-attending within 3 months - Children	62	586	10.6%	9.2%	10.8%	11.5%
% of FP17s for the same patient ID Re-attending within 3 months - Adults	271	1,667	16.3%	14.8%	15.2%	15.4%
% of FP17s for the same patient ID Re-attending between 3 & 9 months - Children	369	586	63.0%	61.5%	62.2%	59.7%
% of FP17s for the same patient ID Re-attending between 3 & 9 months - Adults	1,044	1,667	62.6%	52.4%	52.9%	51.7%
% of FP17s for Band 1 Urgent Courses	156	2,073	7.5%	9.3%	9.7%	9.2%
% of FP17s Relating to Free Repair or Replacements	9	2,073	0.4%	0.5%	0.6%	0.7%
% of FP17s Relating to Continuations	9	2,073	0.4%	0.7%	0.7%	0.8%
% of Patients satisfied with the dentistry they have received	0	0	N/A	93.6%	93.6%	93.5%
% of Patients satisfied with the time they had to wait for an appointment	0	0	N/A	88.5%	86.3%	87.4%

* This is based on patients treated on this contract for their most recent course of treatment.

Figures in italics indicate the base number of FP17s or Patient Questionnaire responses are less than 100. N/A is shown where the base number of responses is less than 10 during the period. % is calculated as Quantity/Base number*100

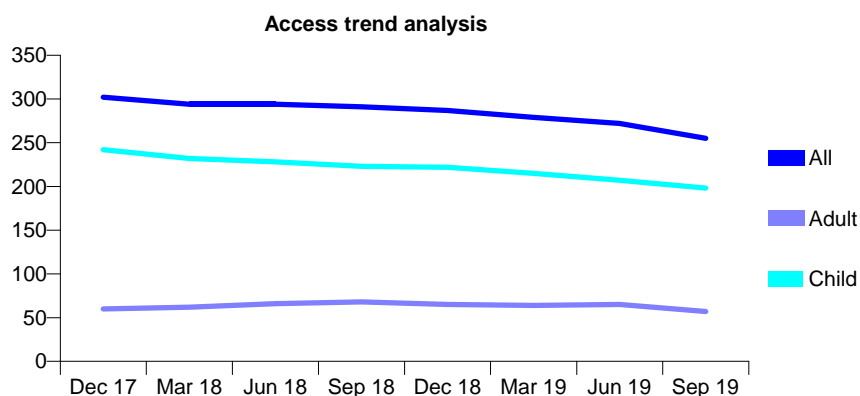
Q68 - Vital Signs At a Glance Contract Report for 148245/0001 - September 2019

Name or company name	Donovan's Dental Practice Limited
Contract type name	GDS Contract
Purpose of contract	General
Contract start date	01/04/2011
Contract end date	

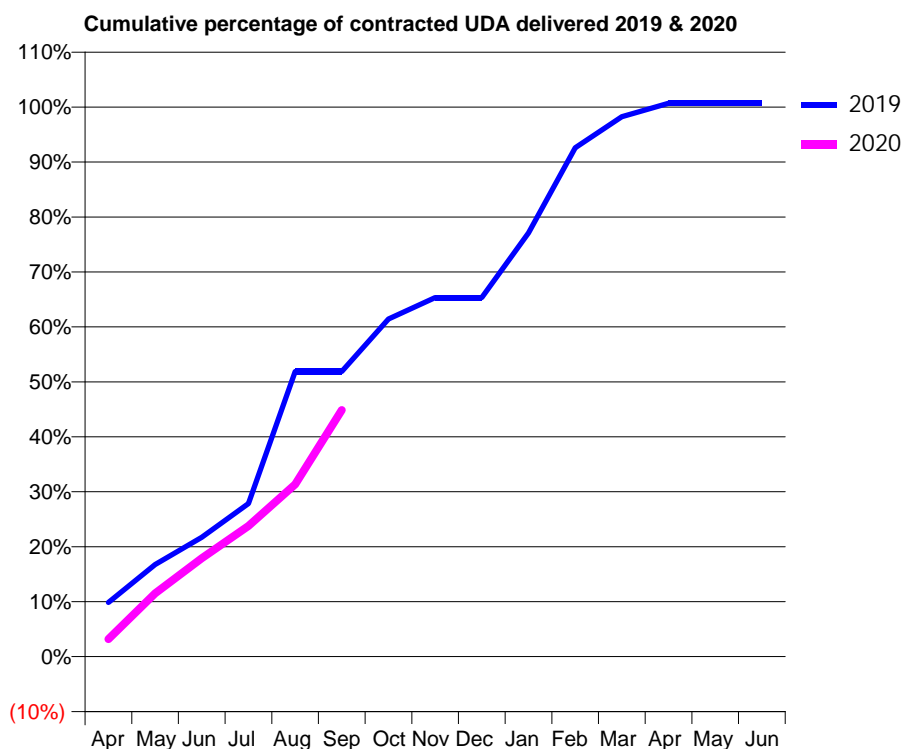
19/20 Contracted general activity (UDA)	408
Carry forward general activity (UDA)	0
19/20 Contracted orthodontic activity (UOA)	0
Carry forward orthodontic activity (UOA)	0
Baseline contract value	£9,970.57

ACCESS*

Patients seen in 24 months	Total	Change since previous quarter
Quarter ending September 2018	291	
Quarter ending December 2018	287	↓
Quarter ending March 2019	279	↓
Quarter ending June 2019	272	↓
Quarter ending September 2019	255	↓
Variance since September 2018	(12.4%)	↓



ACTIVITY



Month	Adjusted Scheduled Activity (UDA)	
	2019	2020
April	40	13
May	68	47
June	89	73
July	114	97
August	212	128
September	212	183
October	251	
November	267	
December	267	
January	315	
February	378	
March	401	
April	411	
May	411	
June	411	

QUALITY

	Quantity	Base Number	Contract	AT	Region	England
% of FP17s for the same patient ID Re-attending within 3 months - Children	8	123	6.5%	9.2%	10.8%	11.5%
% of FP17s for the same patient ID Re-attending within 3 months - Adults	0	16	0.0%	14.8%	15.2%	15.4%
% of FP17s for the same patient ID Re-attending between 3 & 9 months - Children	54	123	43.9%	61.5%	62.2%	59.7%
% of FP17s for the same patient ID Re-attending between 3 & 9 months - Adults	5	16	31.3%	52.4%	52.9%	51.7%
% of FP17s for Band 1 Urgent Courses	0	133	0.0%	9.3%	9.7%	9.2%
% of FP17s Relating to Free Repair or Replacements	0	133	0.0%	0.5%	0.6%	0.7%
% of FP17s Relating to Continuations	3	133	2.3%	0.7%	0.7%	0.8%
% of Patients satisfied with the dentistry they have received	0	0	N/A	93.6%	93.6%	93.5%
% of Patients satisfied with the time they had to wait for an appointment	0	0	N/A	88.5%	86.3%	87.4%

* This is based on patients treated on this contract for their most recent course of treatment. Figures in italics indicate the base number of FP17s or Patient Questionnaire responses are less than 100. N/A is shown where the base number of responses is less than 10 during the period. % is calculated as Quantity/Base number*100

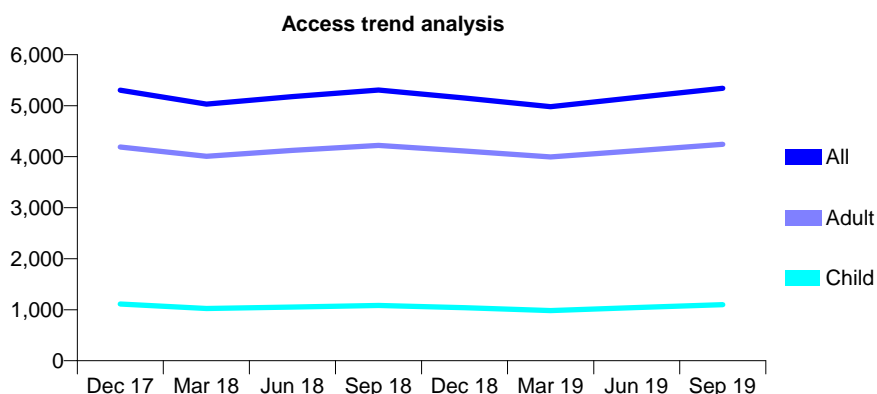
Q68 - Vital Signs At a Glance Contract Report for 148539/0001 - September 2019

Name or company name	Mr A Patel and Ms P Patel
Contract type name	GDS Contract
Purpose of contract	General
Contract start date	01/12/2013
Contract end date	

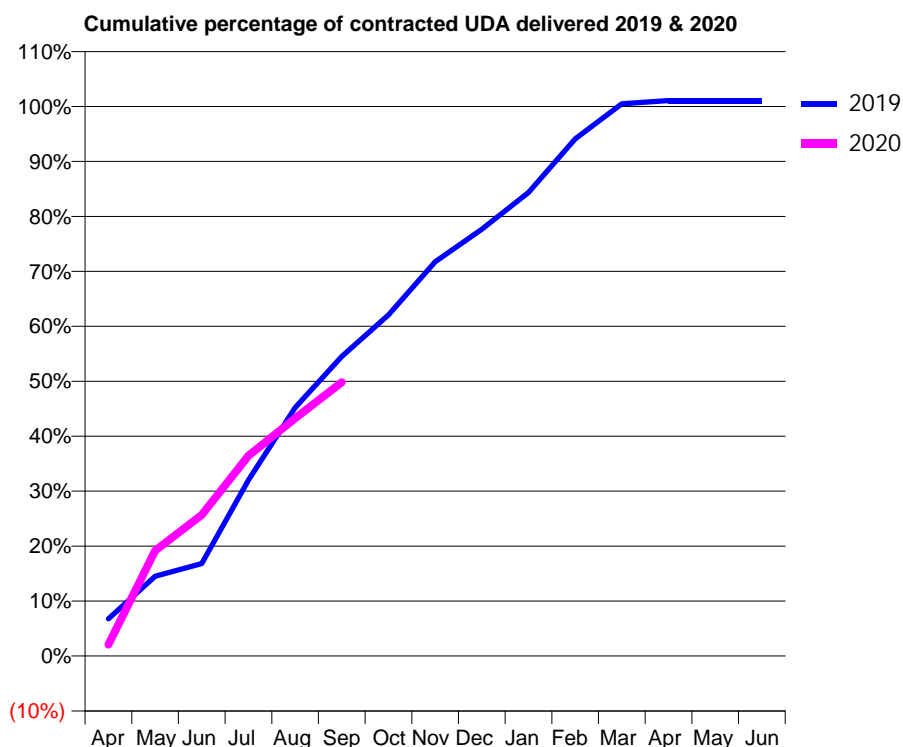
19/20 Contracted general activity (UDA)	11,952
Carry forward general activity (UDA)	0
19/20 Contracted orthodontic activity (UOA)	0
Carry forward orthodontic activity (UOA)	0
Baseline contract value	£296,262.78

ACCESS*

Patients seen in 24 months	Total	Change since previous quarter
Quarter ending September 2018	5,306	
Quarter ending December 2018	5,150	↓
Quarter ending March 2019	4,980	↓
Quarter ending June 2019	5,162	↑
Quarter ending September 2019	5,342	↑
Variance since September 2018	0.7%	→



ACTIVITY



Month	Adjusted Scheduled Activity (UDA)	
	2019	2020
April	811	252
May	1,736	2,294
June	2,013	3,071
July	3,828	4,355
August	5,405	5,169
September	6,516	5,953
October	7,420	
November	8,574	
December	9,281	
January	10,079	
February	11,246	
March	12,010	
April	12,079	
May	12,078	
June	12,078	

QUALITY

	Quantity	Base Number	Contract	AT	Region	England
% of FP17s for the same patient ID Re-attending within 3 months - Children	64	871	7.3%	9.2%	10.8%	11.5%
% of FP17s for the same patient ID Re-attending within 3 months - Adults	410	3,016	13.6%	14.8%	15.2%	15.4%
% of FP17s for the same patient ID Re-attending between 3 & 9 months - Children	481	871	55.2%	61.5%	62.2%	59.7%
% of FP17s for the same patient ID Re-attending between 3 & 9 months - Adults	1,490	3,016	49.4%	52.4%	52.9%	51.7%
% of FP17s for Band 1 Urgent Courses	332	3,245	10.2%	9.3%	9.7%	9.2%
% of FP17s Relating to Free Repair or Replacements	71	3,245	2.2%	0.5%	0.6%	0.7%
% of FP17s Relating to Continuations	20	3,245	0.6%	0.7%	0.7%	0.8%
% of Patients satisfied with the dentistry they have received	0	0	N/A	93.6%	93.6%	93.5%
% of Patients satisfied with the time they had to wait for an appointment	0	0	N/A	88.5%	86.3%	87.4%

* This is based on patients treated on this contract for their most recent course of treatment. Figures in italics indicate the base number of FP17s or Patient Questionnaire responses are less than 100. N/A is shown where the base number of responses is less than 10 during the period. % is calculated as Quantity/Base number*100

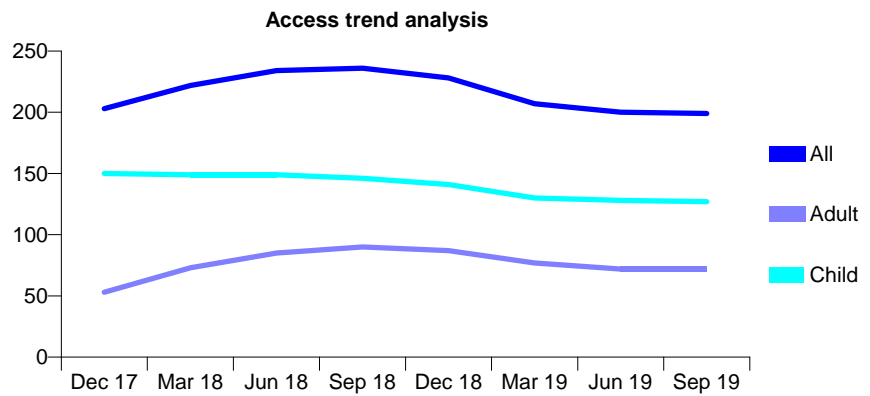
Q68 - Vital Signs At a Glance Contract Report for 150207/0001 - September 2019

Name or company name	Church House Dental Practice Limited
Contract type name	GDS Contract
Purpose of contract	General
Contract start date	01/11/2009
Contract end date	

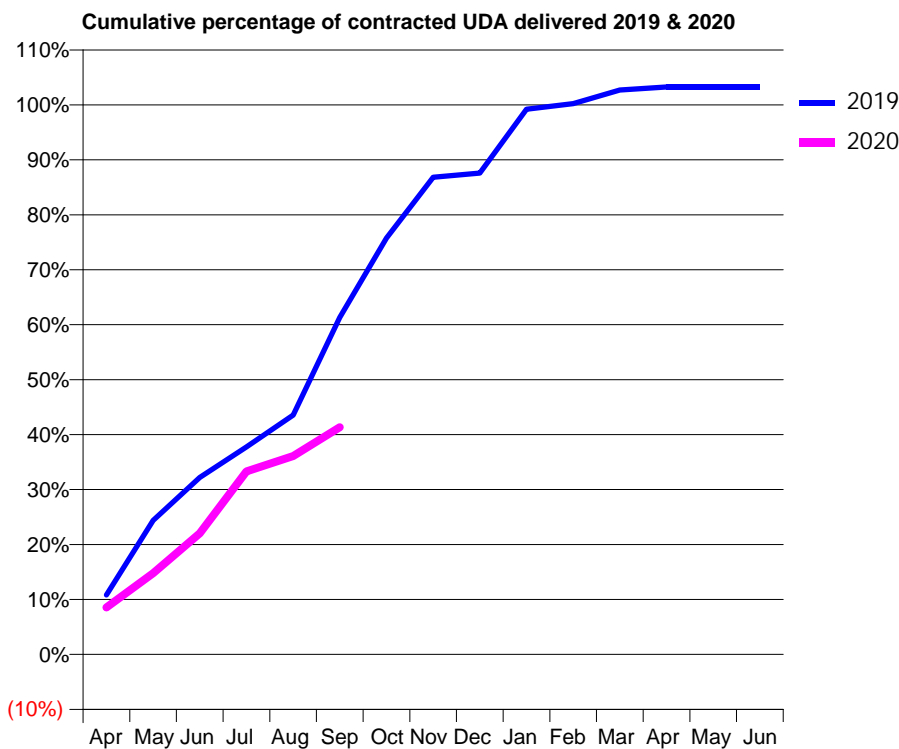
19/20 Contracted general activity (UDA)	400
Carry forward general activity (UDA)	0
19/20 Contracted orthodontic activity (UOA)	0
Carry forward orthodontic activity (UOA)	0
Baseline contract value	£10,238.23

ACCESS*

Patients seen in 24 months	Total	Change since previous quarter
Quarter ending September 2018	236	
Quarter ending December 2018	228	↓
Quarter ending March 2019	207	↓
Quarter ending June 2019	200	↓
Quarter ending September 2019	199	→
Variance since September 2018	(15.7%)	↓



ACTIVITY



Month	Adjusted Scheduled Activity (UDA)	
	2019	2020
April	43	34
May	98	59
June	129	88
July	151	133
August	174	144
September	245	165
October	303	
November	347	
December	350	
January	397	
February	401	
March	411	
April	413	
May	413	
June	413	

QUALITY

	Quantity	Base Number	Contract	AT	Region	England
% of FP17s for the same patient ID Re-attending within 3 months - Children	3	90	3.3%	9.2%	10.8%	11.5%
% of FP17s for the same patient ID Re-attending within 3 months - Adults	0	29	0.0%	14.8%	15.2%	15.4%
% of FP17s for the same patient ID Re-attending between 3 & 9 months - Children	56	90	62.2%	61.5%	62.2%	59.7%
% of FP17s for the same patient ID Re-attending between 3 & 9 months - Adults	17	29	58.6%	52.4%	52.9%	51.7%
% of FP17s for Band 1 Urgent Courses	2	117	1.7%	9.3%	9.7%	9.2%
% of FP17s Relating to Free Repair or Replacements	0	117	0.0%	0.5%	0.6%	0.7%
% of FP17s Relating to Continuations	0	117	0.0%	0.7%	0.7%	0.8%
% of Patients satisfied with the dentistry they have received	0	0	N/A	93.6%	93.6%	93.5%
% of Patients satisfied with the time they had to wait for an appointment	0	0	N/A	88.5%	86.3%	87.4%

* This is based on patients treated on this contract for their most recent course of treatment. Figures in italics indicate the base number of FP17s or Patient Questionnaire responses are less than 100. N/A is shown where the base number of responses is less than 10 during the period. % is calculated as Quantity/Base number*100

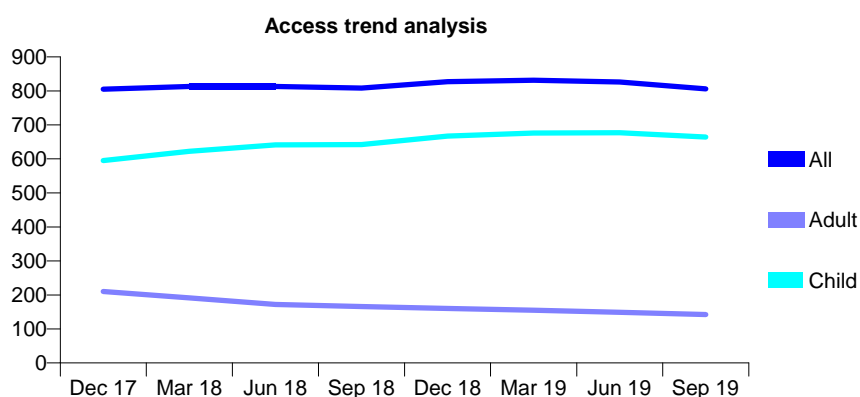
Q68 - Vital Signs At a Glance Contract Report for 153516/0001 - September 2019

Name or company name	Amirreza Farahani
Contract type name	GDS Contract
Purpose of contract	General
Contract start date	21/02/2015
Contract end date	

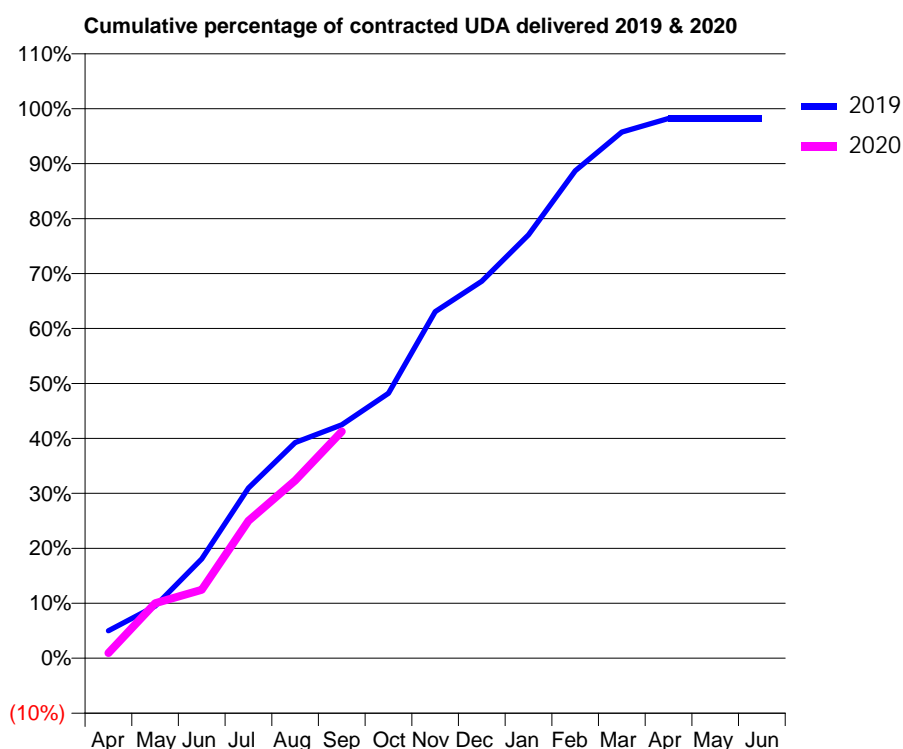
19/20 Contracted general activity (UDA)	1,700
Carry forward general activity (UDA)	30
19/20 Contracted orthodontic activity (UOA)	0
Carry forward orthodontic activity (UOA)	0
Baseline contract value	£45,321.00

ACCESS*

Patients seen in 24 months	Total	Change since previous quarter
Quarter ending September 2018	808	
Quarter ending December 2018	827	↑
Quarter ending March 2019	831	→
Quarter ending June 2019	826	→
Quarter ending September 2019	806	↓
Variance since September 2018	(0.2%)	→



ACTIVITY



Month	2019	2020
April	85	16
May	161	170
June	307	212
July	527	425
August	667	550
September	722	701
October	820	
November	1,072	
December	1,166	
January	1,310	
February	1,508	
March	1,628	
April	1,670	
May	1,670	
June	1,670	

QUALITY

	Quantity	Base Number	Contract	AT	Region	England
% of FP17s for the same patient ID Re-attending within 3 months - Children	26	446	5.8%	9.2%	10.8%	11.5%
% of FP17s for the same patient ID Re-attending within 3 months - Adults	7	52	13.5%	14.8%	15.2%	15.4%
% of FP17s for the same patient ID Re-attending between 3 & 9 months - Children	272	446	61.0%	61.5%	62.2%	59.7%
% of FP17s for the same patient ID Re-attending between 3 & 9 months - Adults	32	52	61.5%	52.4%	52.9%	51.7%
% of FP17s for Band 1 Urgent Courses	36	474	7.6%	9.3%	9.7%	9.2%
% of FP17s Relating to Free Repair or Replacements	0	474	0.0%	0.5%	0.6%	0.7%
% of FP17s Relating to Continuations	1	474	0.2%	0.7%	0.7%	0.8%
% of Patients satisfied with the dentistry they have received	2	2	N/A	93.6%	93.6%	93.5%
% of Patients satisfied with the time they had to wait for an appointment	2	2	N/A	88.5%	86.3%	87.4%

* This is based on patients treated on this contract for their most recent course of treatment.

Figures in italics indicate the base number of FP17s or Patient Questionnaire responses are less than 100. N/A is shown where the base number of responses is less than 10 during the period. % is calculated as Quantity/Base number*100

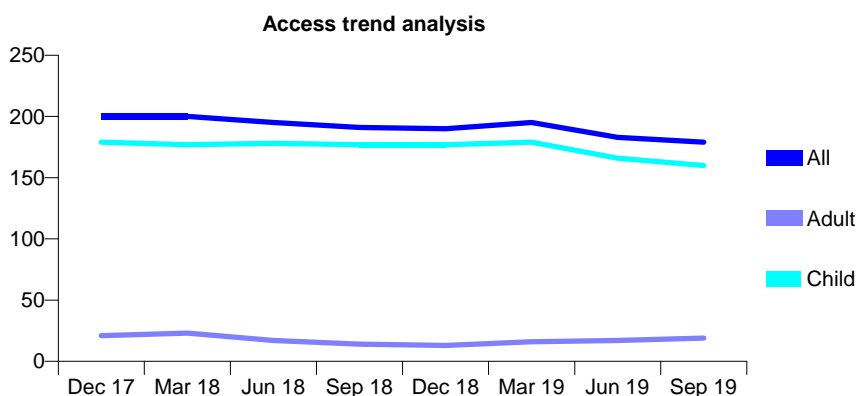
Q68 - Vital Signs At a Glance Contract Report for 153974/0001 - September 2019

Name or company name	Phillip Price Ltd
Contract type name	GDS Contract
Purpose of contract	General
Contract start date	01/04/2007
Contract end date	

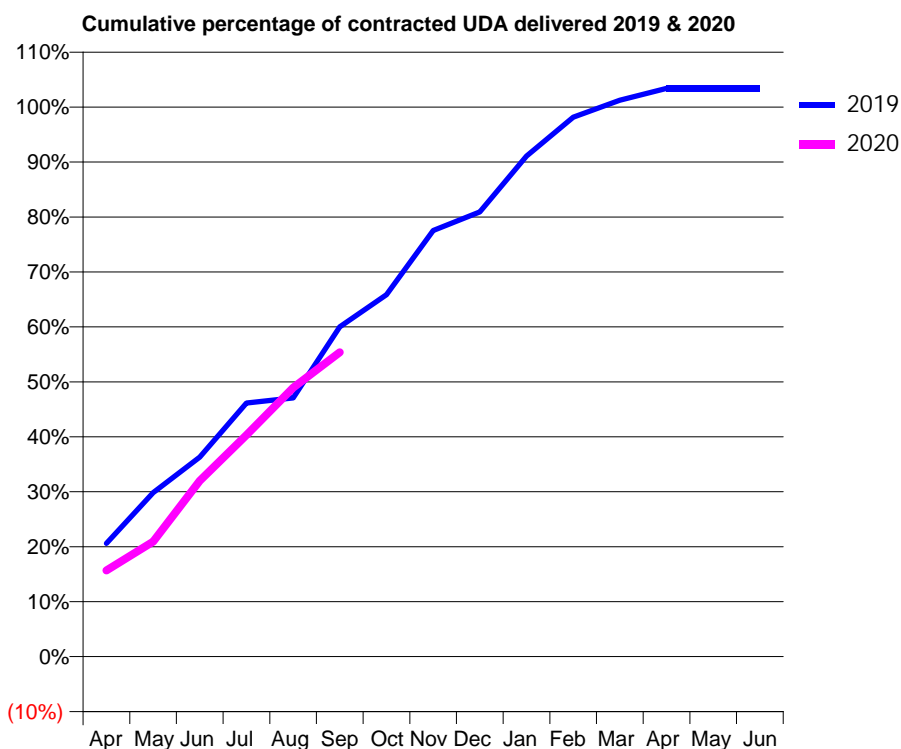
19/20 Contracted general activity (UDA)	325
Carry forward general activity (UDA)	0
19/20 Contracted orthodontic activity (UOA)	0
Carry forward orthodontic activity (UOA)	0
Baseline contract value	£7,227.43

ACCESS*

Patients seen in 24 months	Total	Change since previous quarter
Quarter ending September 2018	191	
Quarter ending December 2018	190	→
Quarter ending March 2019	195	↑
Quarter ending June 2019	183	↓
Quarter ending September 2019	179	↓
Variance since September 2018	(6.3%)	↓



ACTIVITY



Month	Adjusted Scheduled Activity (UDA)	
	2019	2020
April	67	51
May	97	68
June	118	104
July	150	131
August	153	159
September	195	180
October	214	
November	252	
December	263	
January	296	
February	319	
March	329	
April	336	
May	336	
June	336	

QUALITY

	Quantity	Base Number	Contract	AT	Region	England
% of FP17s for the same patient ID Re-attending within 3 months - Children	3	159	1.9%	9.2%	10.8%	11.5%
% of FP17s for the same patient ID Re-attending within 3 months - Adults	0	0	N/A	14.8%	15.2%	15.4%
% of FP17s for the same patient ID Re-attending between 3 & 9 months - Children	126	159	79.2%	61.5%	62.2%	59.7%
% of FP17s for the same patient ID Re-attending between 3 & 9 months - Adults	0	0	N/A	52.4%	52.9%	51.7%
% of FP17s for Band 1 Urgent Courses	0	149	0.0%	9.3%	9.7%	9.2%
% of FP17s Relating to Free Repair or Replacements	0	149	0.0%	0.5%	0.6%	0.7%
% of FP17s Relating to Continuations	0	149	0.0%	0.7%	0.7%	0.8%
% of Patients satisfied with the dentistry they have received	0	0	N/A	93.6%	93.6%	93.5%
% of Patients satisfied with the time they had to wait for an appointment	0	0	N/A	88.5%	86.3%	87.4%

* This is based on patients treated on this contract for their most recent course of treatment. Figures in italics indicate the base number of FP17s or Patient Questionnaire responses are less than 100. N/A is shown where the base number of responses is less than 10 during the period. % is calculated as Quantity/Base number*100

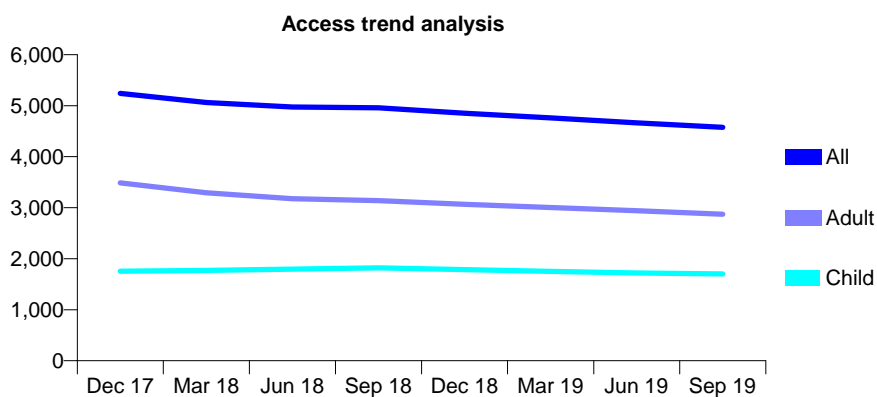
Q68 - Vital Signs At a Glance Contract Report for 154229/0001 - September 2019

Name or company name	Jonathan Lee
Contract type name	GDS Contract
Purpose of contract	General
Contract start date	11/03/2009
Contract end date	

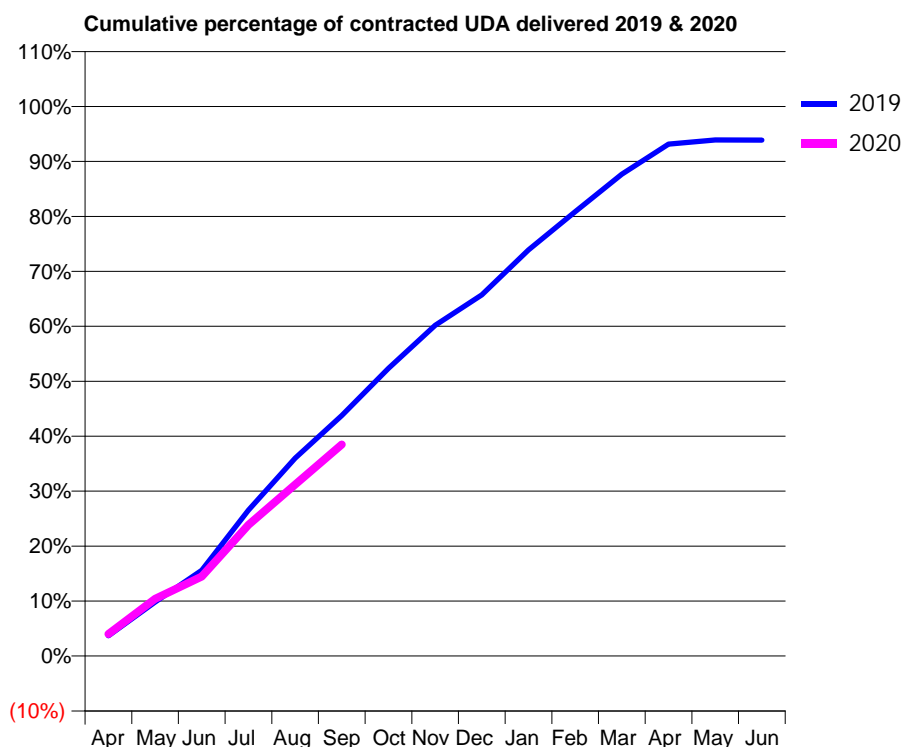
19/20 Contracted general activity (UDA)	12,000
Carry forward general activity (UDA)	0
19/20 Contracted orthodontic activity (UOA)	0
Carry forward orthodontic activity (UOA)	0
Baseline contract value	£331,553.84

ACCESS*

Patients seen in 24 months	Total	Change since previous quarter
Quarter ending September 2018	4,958	
Quarter ending December 2018	4,852	↓
Quarter ending March 2019	4,759	↓
Quarter ending June 2019	4,664	↓
Quarter ending September 2019	4,576	↓
Variance since September 2018	(7.7%)	↓



ACTIVITY



Month	Adjusted Scheduled Activity (UDA)	
	2019	2020
April	440	483
May	1,181	1,252
June	1,870	1,736
July	3,188	2,865
August	4,319	3,745
September	5,252	4,619
October	6,283	
November	7,220	
December	7,887	
January	8,870	
February	9,701	
March	10,521	
April	11,177	
May	11,267	
June	11,264	

QUALITY

	Quantity	Base Number	Contract	AT	Region	England
% of FP17s for the same patient ID Re-attending within 3 months - Children	101	1,322	7.6%	9.2%	10.8%	11.5%
% of FP17s for the same patient ID Re-attending within 3 months - Adults	229	1,884	12.2%	14.8%	15.2%	15.4%
% of FP17s for the same patient ID Re-attending between 3 & 9 months - Children	831	1,322	62.9%	61.5%	62.2%	59.7%
% of FP17s for the same patient ID Re-attending between 3 & 9 months - Adults	940	1,884	49.9%	52.4%	52.9%	51.7%
% of FP17s for Band 1 Urgent Courses	241	2,824	8.5%	9.3%	9.7%	9.2%
% of FP17s Relating to Free Repair or Replacements	9	2,824	0.3%	0.5%	0.6%	0.7%
% of FP17s Relating to Continuations	1	2,824	0.0%	0.7%	0.7%	0.8%
% of Patients satisfied with the dentistry they have received	4	5	N/A	93.6%	93.6%	93.5%
% of Patients satisfied with the time they had to wait for an appointment	4	5	N/A	88.5%	86.3%	87.4%

* This is based on patients treated on this contract for their most recent course of treatment. Figures in italics indicate the base number of FP17s or Patient Questionnaire responses are less than 100. N/A is shown where the base number of responses is less than 10 during the period. % is calculated as Quantity/Base number*100

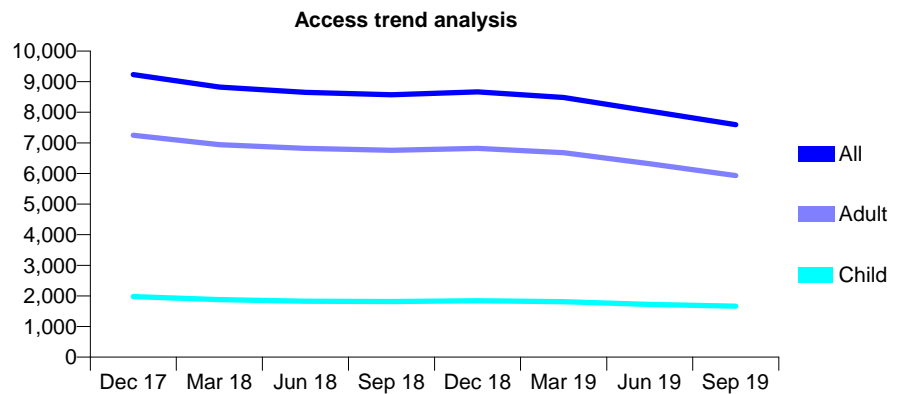
Q68 - Vital Signs At a Glance Contract Report for 156329/0001 - September 2019

Name or company name	Little London Dental Care Limited
Contract type name	GDS Contract
Purpose of contract	General
Contract start date	01/01/2008
Contract end date	

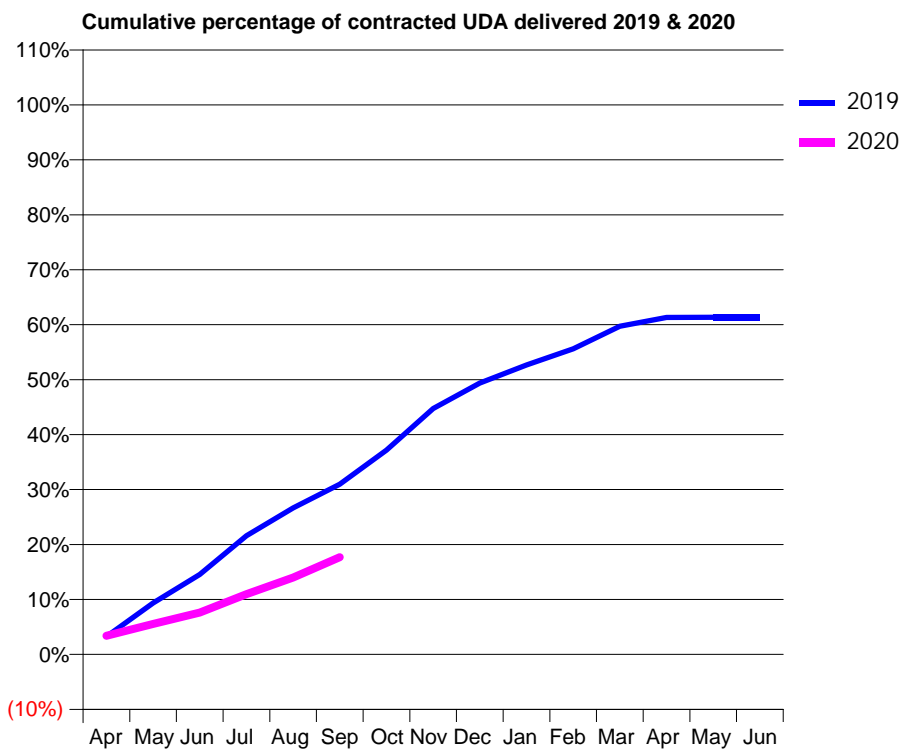
19/20 Contracted general activity (UDA)	37,500
Carry forward general activity (UDA)	0
19/20 Contracted orthodontic activity (UOA)	0
Carry forward orthodontic activity (UOA)	0
Baseline contract value	£915,440.50

ACCESS*

Patients seen in 24 months	Total	Change since previous quarter
Quarter ending September 2018	8,575	
Quarter ending December 2018	8,663	→
Quarter ending March 2019	8,487	↓
Quarter ending June 2019	8,043	↓
Quarter ending September 2019	7,599	↓
Variance since September 2018	(11.4%)	↓



ACTIVITY



Month	2019	2020
April	1,223	1,282
May	3,520	2,081
June	5,456	2,865
July	8,105	4,106
August	9,999	5,242
September	11,620	6,635
October	13,948	
November	16,788	
December	18,515	
January	19,756	
February	20,855	
March	22,392	
April	22,987	
May	23,005	
June	23,013	

QUALITY

	Quantity	Base Number	Contract	AT	Region	England
% of FP17s for the same patient ID Re-attending within 3 months - Children	40	862	4.6%	9.2%	10.8%	11.5%
% of FP17s for the same patient ID Re-attending within 3 months - Adults	306	2,676	11.4%	14.8%	15.2%	15.4%
% of FP17s for the same patient ID Re-attending between 3 & 9 months - Children	409	862	47.4%	61.5%	62.2%	59.7%
% of FP17s for the same patient ID Re-attending between 3 & 9 months - Adults	1,427	2,676	53.3%	52.4%	52.9%	51.7%
% of FP17s for Band 1 Urgent Courses	304	3,225	9.4%	9.3%	9.7%	9.2%
% of FP17s Relating to Free Repair or Replacements	23	3,225	0.7%	0.5%	0.6%	0.7%
% of FP17s Relating to Continuations	46	3,225	1.4%	0.7%	0.7%	0.8%
% of Patients satisfied with the dentistry they have received	1	1	N/A	93.6%	93.6%	93.5%
% of Patients satisfied with the time they had to wait for an appointment	1	1	N/A	88.5%	86.3%	87.4%

* This is based on patients treated on this contract for their most recent course of treatment. Figures in italics indicate the base number of FP17s or Patient Questionnaire responses are less than 100. N/A is shown where the base number of responses is less than 10 during the period. % is calculated as Quantity/Base number*100

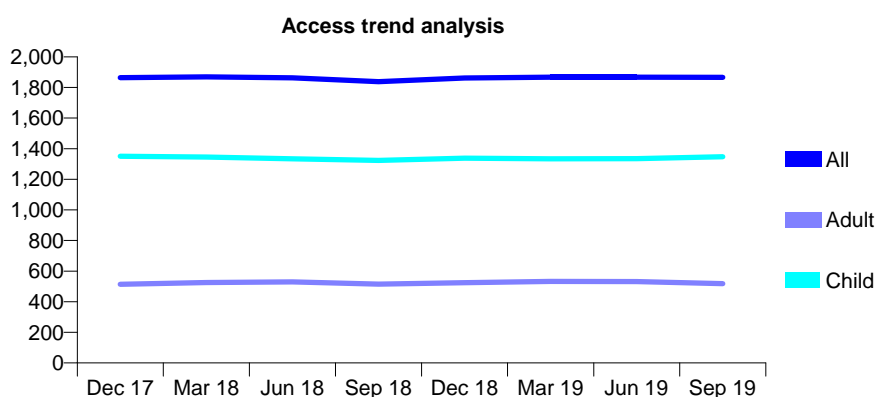
Q68 - Vital Signs At a Glance Contract Report for 156981/0001 - September 2019

Name or company name	Mr M Mawjee & Mr M Ali
Contract type name	GDS Contract
Purpose of contract	General
Contract start date	01/10/2008
Contract end date	

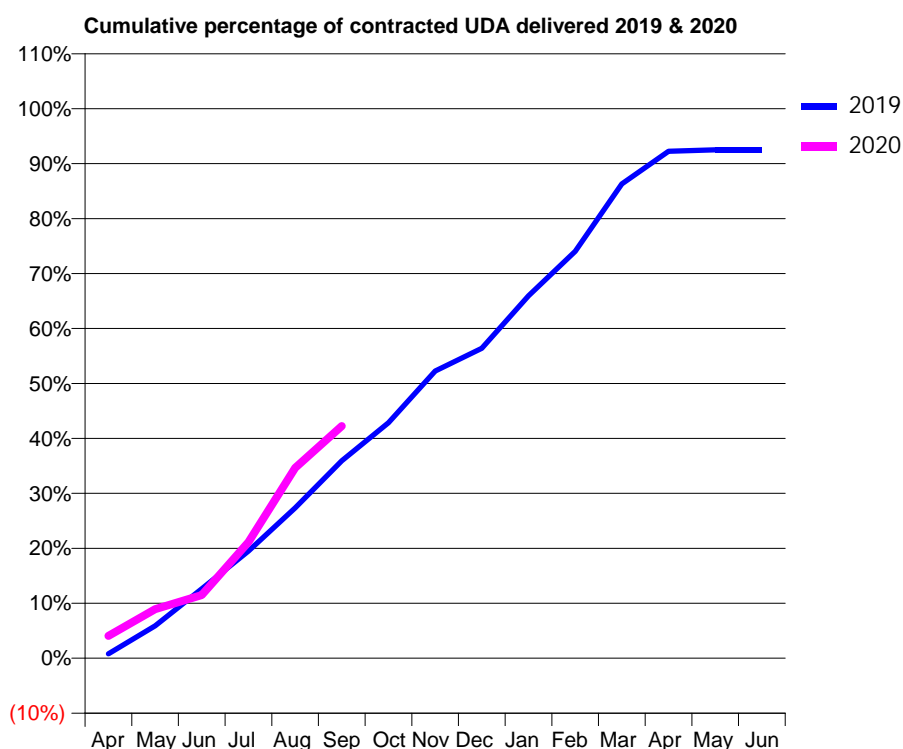
19/20 Contracted general activity (UDA)	4,610
Carry forward general activity (UDA)	0
19/20 Contracted orthodontic activity (UOA)	0
Carry forward orthodontic activity (UOA)	0
Baseline contract value	£106,054.59

ACCESS*

Patients seen in 24 months	Total	Change since previous quarter
Quarter ending September 2018	1,838	
Quarter ending December 2018	1,862	→
Quarter ending March 2019	1,867	→
Quarter ending June 2019	1,867	→
Quarter ending September 2019	1,866	→
Variance since September 2018	1.5%	→



ACTIVITY



Month	2019	2020
April	37	187
May	273	412
June	583	530
July	899	974
August	1,262	1,596
September	1,657	1,947
October	1,976	
November	2,409	
December	2,600	
January	3,040	
February	3,413	
March	3,978	
April	4,252	
May	4,264	
June	4,265	

QUALITY

	Quantity	Base Number	Contract	AT	Region	England
% of FP17s for the same patient ID Re-attending within 3 months - Children	59	1,023	5.8%	9.2%	10.8%	11.5%
% of FP17s for the same patient ID Re-attending within 3 months - Adults	36	277	13.0%	14.8%	15.2%	15.4%
% of FP17s for the same patient ID Re-attending between 3 & 9 months - Children	632	1,023	61.8%	61.5%	62.2%	59.7%
% of FP17s for the same patient ID Re-attending between 3 & 9 months - Adults	161	277	58.1%	52.4%	52.9%	51.7%
% of FP17s for Band 1 Urgent Courses	53	1,188	4.5%	9.3%	9.7%	9.2%
% of FP17s Relating to Free Repair or Replacements	3	1,188	0.3%	0.5%	0.6%	0.7%
% of FP17s Relating to Continuations	0	1,188	0.0%	0.7%	0.7%	0.8%
% of Patients satisfied with the dentistry they have received	0	1	N/A	93.6%	93.6%	93.5%
% of Patients satisfied with the time they had to wait for an appointment	0	1	N/A	88.5%	86.3%	87.4%

* This is based on patients treated on this contract for their most recent course of treatment.

Figures in italics indicate the base number of FP17s or Patient Questionnaire responses are less than 100. N/A is shown where the base number of responses is less than 10 during the period. % is calculated as Quantity/Base number*100

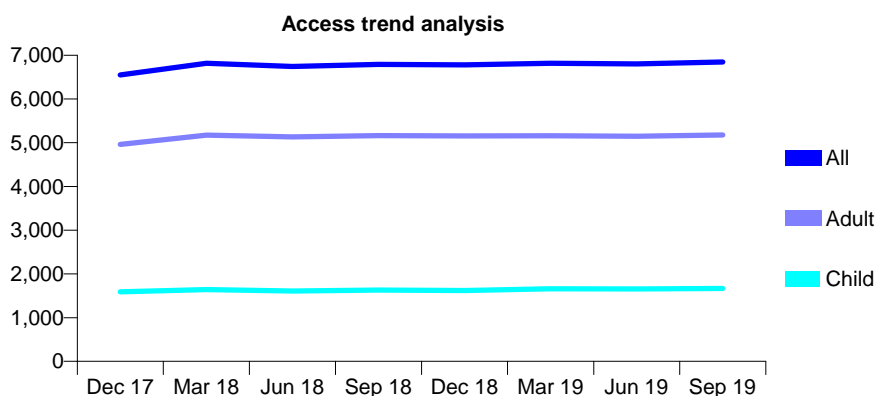
Q68 - Vital Signs At a Glance Contract Report for 157163/0001 - September 2019

Name or company name	Chichester Smiles Dental Practice Ltd
Contract type name	GDS Contract
Purpose of contract	General
Contract start date	01/12/2007
Contract end date	

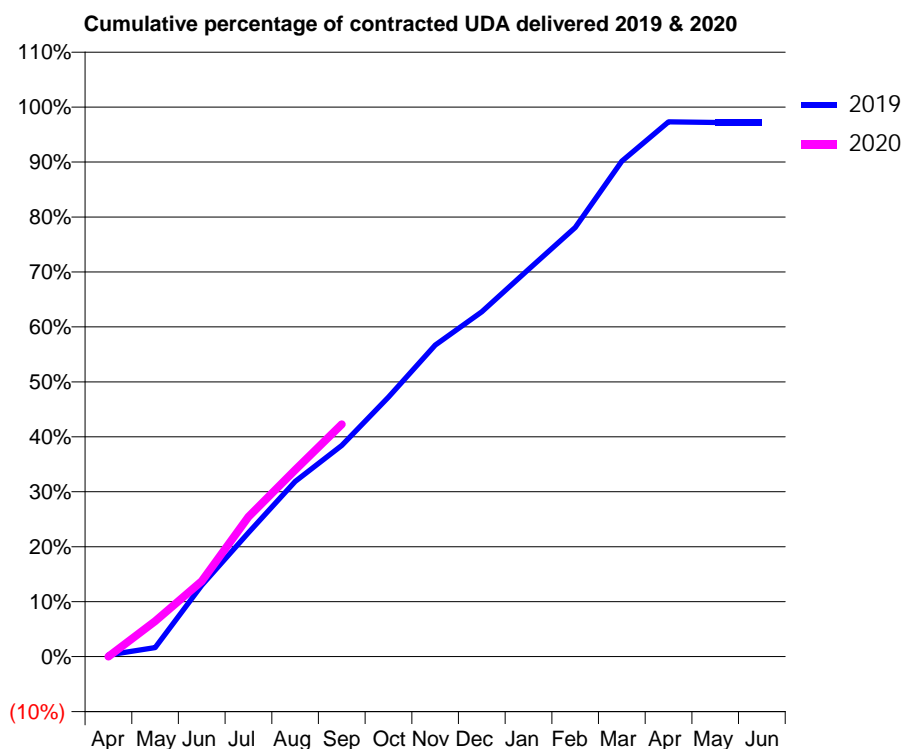
19/20 Contracted general activity (UDA)	18,324
Carry forward general activity (UDA)	513
19/20 Contracted orthodontic activity (UOA)	0
Carry forward orthodontic activity (UOA)	0
Baseline contract value	£526,316.17

ACCESS*

Patients seen in 24 months	Total	Change since previous quarter
Quarter ending September 2018	6,790	
Quarter ending December 2018	6,778	→
Quarter ending March 2019	6,819	→
Quarter ending June 2019	6,803	→
Quarter ending September 2019	6,845	→
Variance since September 2018	0.8%	→



ACTIVITY



Month	Adjusted Scheduled Activity (UDA)	
	2019	2020
April	57	-1
May	305	1,179
June	2,376	2,520
July	4,133	4,662
August	5,841	6,222
September	7,042	7,744
October	8,653	
November	10,391	
December	11,497	
January	12,913	
February	14,313	
March	16,515	
April	17,828	
May	17,812	
June	17,811	

QUALITY

	Quantity	Base Number	Contract	AT	Region	England
% of FP17s for the same patient ID Re-attending within 3 months - Children	81	1,386	5.8%	9.2%	10.8%	11.5%
% of FP17s for the same patient ID Re-attending within 3 months - Adults	492	3,801	12.9%	14.8%	15.2%	15.4%
% of FP17s for the same patient ID Re-attending between 3 & 9 months - Children	956	1,386	69.0%	61.5%	62.2%	59.7%
% of FP17s for the same patient ID Re-attending between 3 & 9 months - Adults	2,322	3,801	61.1%	52.4%	52.9%	51.7%
% of FP17s for Band 1 Urgent Courses	416	4,599	9.0%	9.3%	9.7%	9.2%
% of FP17s Relating to Free Repair or Replacements	34	4,599	0.7%	0.5%	0.6%	0.7%
% of FP17s Relating to Continuations	28	4,599	0.6%	0.7%	0.7%	0.8%
% of Patients satisfied with the dentistry they have received	4	4	N/A	93.6%	93.6%	93.5%
% of Patients satisfied with the time they had to wait for an appointment	4	4	N/A	88.5%	86.3%	87.4%

* This is based on patients treated on this contract for their most recent course of treatment. Figures in italics indicate the base number of FP17s or Patient Questionnaire responses are less than 100. N/A is shown where the base number of responses is less than 10 during the period. % is calculated as Quantity/Base number*100

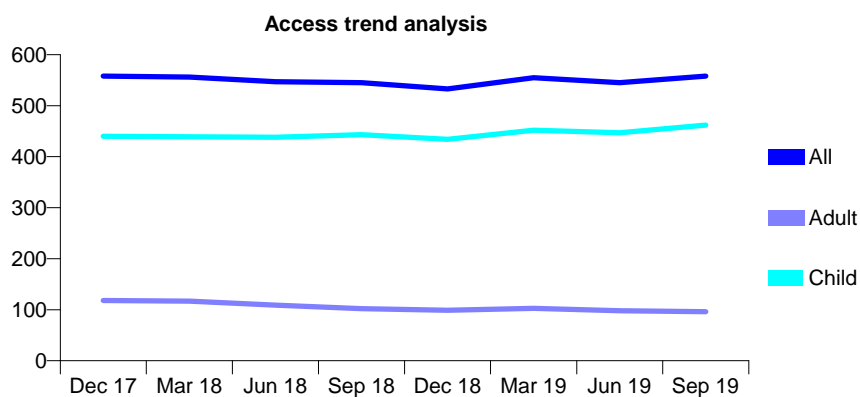
Q68 - Vital Signs At a Glance Contract Report for 157430/0001 - September 2019

Name or company name	Mr R Patel & Mr S Dhanoa
Contract type name	GDS Contract
Purpose of contract	General
Contract start date	24/12/2010
Contract end date	

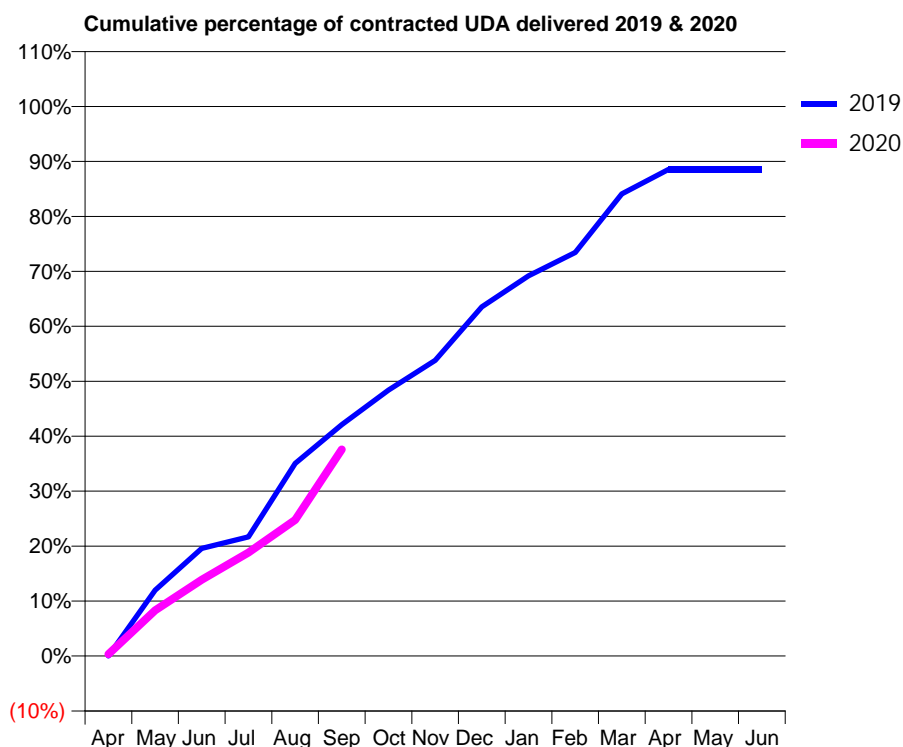
19/20 Contracted general activity (UDA)	1,200
Carry forward general activity (UDA)	0
19/20 Contracted orthodontic activity (UOA)	0
Carry forward orthodontic activity (UOA)	0
Baseline contract value	£28,914.55

ACCESS*

Patients seen in 24 months	Total	Change since previous quarter
Quarter ending September 2018	545	
Quarter ending December 2018	533	↓
Quarter ending March 2019	555	↑
Quarter ending June 2019	545	↓
Quarter ending September 2019	558	↑
Variance since September 2018	2.4%	↑



ACTIVITY



Month	Adjusted Scheduled Activity (UDA)	
	2019	2020
April	0	4
May	144	100
June	235	167
July	260	226
August	421	297
September	505	451
October	581	
November	646	
December	762	
January	830	
February	881	
March	1,009	
April	1,062	
May	1,062	
June	1,062	

QUALITY

	Quantity	Base Number	Contract	AT	Region	England
% of FP17s for the same patient ID Re-attending within 3 months - Children	12	379	3.2%	9.2%	10.8%	11.5%
% of FP17s for the same patient ID Re-attending within 3 months - Adults	3	30	10.0%	14.8%	15.2%	15.4%
% of FP17s for the same patient ID Re-attending between 3 & 9 months - Children	283	379	74.7%	61.5%	62.2%	59.7%
% of FP17s for the same patient ID Re-attending between 3 & 9 months - Adults	24	30	80.0%	52.4%	52.9%	51.7%
% of FP17s for Band 1 Urgent Courses	14	377	3.7%	9.3%	9.7%	9.2%
% of FP17s Relating to Free Repair or Replacements	0	377	0.0%	0.5%	0.6%	0.7%
% of FP17s Relating to Continuations	0	377	0.0%	0.7%	0.7%	0.8%
% of Patients satisfied with the dentistry they have received	0	0	N/A	93.6%	93.6%	93.5%
% of Patients satisfied with the time they had to wait for an appointment	0	0	N/A	88.5%	86.3%	87.4%

* This is based on patients treated on this contract for their most recent course of treatment. Figures in italics indicate the base number of FP17s or Patient Questionnaire responses are less than 100. N/A is shown where the base number of responses is less than 10 during the period. % is calculated as Quantity/Base number*100

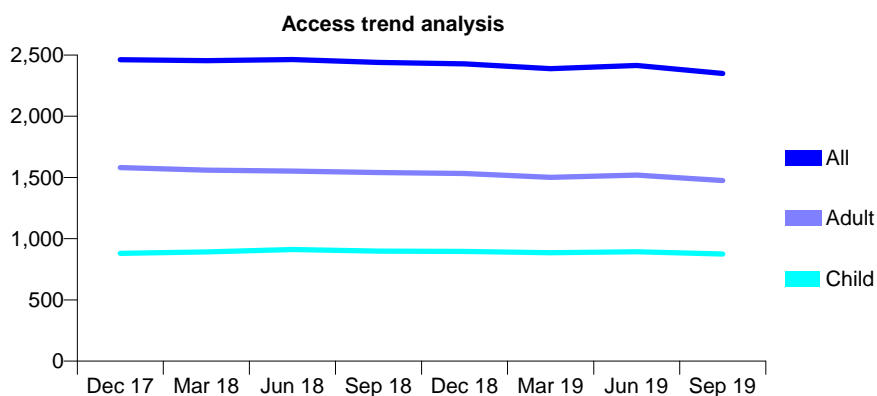
Q68 - Vital Signs At a Glance Contract Report for 157538/0001 - September 2019

Name or company name	Bewbush Dental Limited
Contract type name	GDS Contract
Purpose of contract	General
Contract start date	01/04/2015
Contract end date	

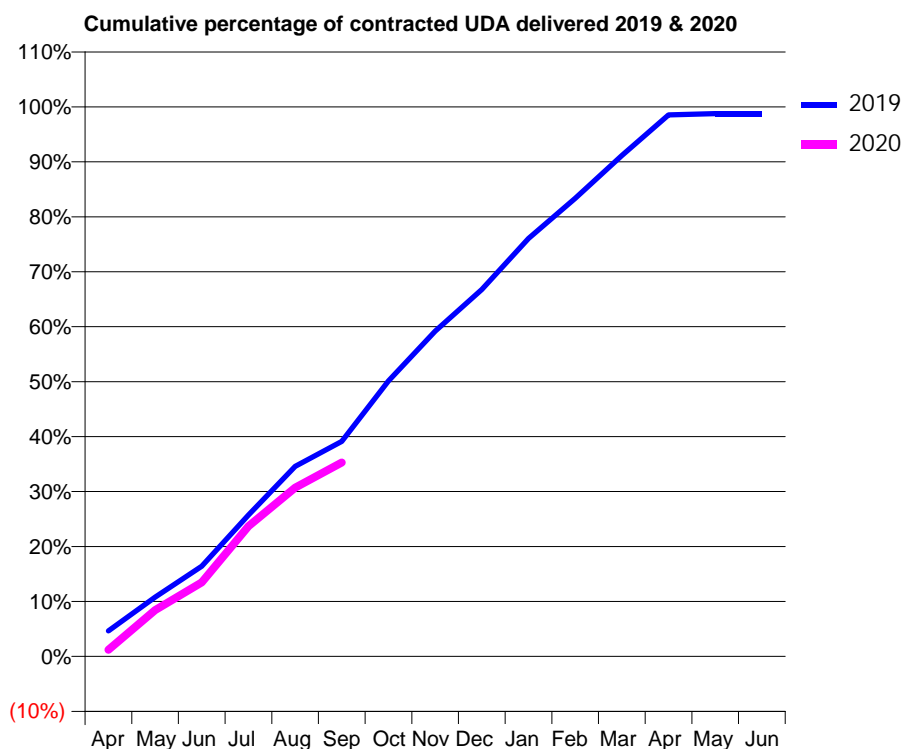
19/20 Contracted general activity (UDA)	5,265
Carry forward general activity (UDA)	63
19/20 Contracted orthodontic activity (UOA)	0
Carry forward orthodontic activity (UOA)	0
Baseline contract value	£135,017.15

ACCESS*

Patients seen in 24 months	Total	Change since previous quarter
Quarter ending September 2018	2,440	
Quarter ending December 2018	2,428	→
Quarter ending March 2019	2,388	↓
Quarter ending June 2019	2,414	→
Quarter ending September 2019	2,350	↓
Variance since September 2018	(3.7%)	↓



ACTIVITY



Month	2019	2020
April	245	63
May	568	444
June	864	710
July	1,355	1,248
August	1,821	1,617
September	2,060	1,858
October	2,639	
November	3,117	
December	3,515	
January	4,004	
February	4,390	
March	4,798	
April	5,188	
May	5,201	
June	5,201	

QUALITY

	Quantity	Base Number	Contract	AT	Region	England
% of FP17s for the same patient ID Re-attending within 3 months - Children	63	793	7.9%	9.2%	10.8%	11.5%
% of FP17s for the same patient ID Re-attending within 3 months - Adults	147	1,059	13.9%	14.8%	15.2%	15.4%
% of FP17s for the same patient ID Re-attending between 3 & 9 months - Children	592	793	74.7%	61.5%	62.2%	59.7%
% of FP17s for the same patient ID Re-attending between 3 & 9 months - Adults	685	1,059	64.7%	52.4%	52.9%	51.7%
% of FP17s for Band 1 Urgent Courses	88	1,192	7.4%	9.3%	9.7%	9.2%
% of FP17s Relating to Free Repair or Replacements	1	1,192	0.1%	0.5%	0.6%	0.7%
% of FP17s Relating to Continuations	0	1,192	0.0%	0.7%	0.7%	0.8%
% of Patients satisfied with the dentistry they have received	1	1	N/A	93.6%	93.6%	93.5%
% of Patients satisfied with the time they had to wait for an appointment	1	1	N/A	88.5%	86.3%	87.4%

* This is based on patients treated on this contract for their most recent course of treatment. Figures in italics indicate the base number of FP17s or Patient Questionnaire responses are less than 100. N/A is shown where the base number of responses is less than 10 during the period. % is calculated as Quantity/Base number*100

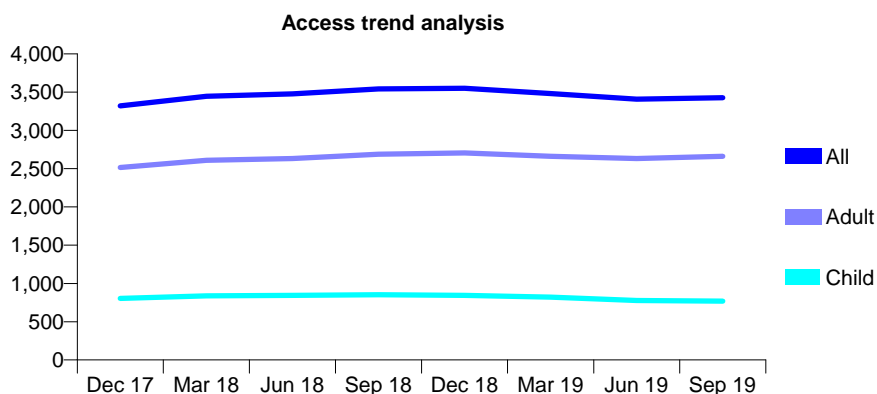
Q68 - Vital Signs At a Glance Contract Report for 158275/0001 - September 2019

Name or company name	Esmail Harunani and Murtaza Kanani
Contract type name	GDS Contract
Purpose of contract	General
Contract start date	01/10/2009
Contract end date	

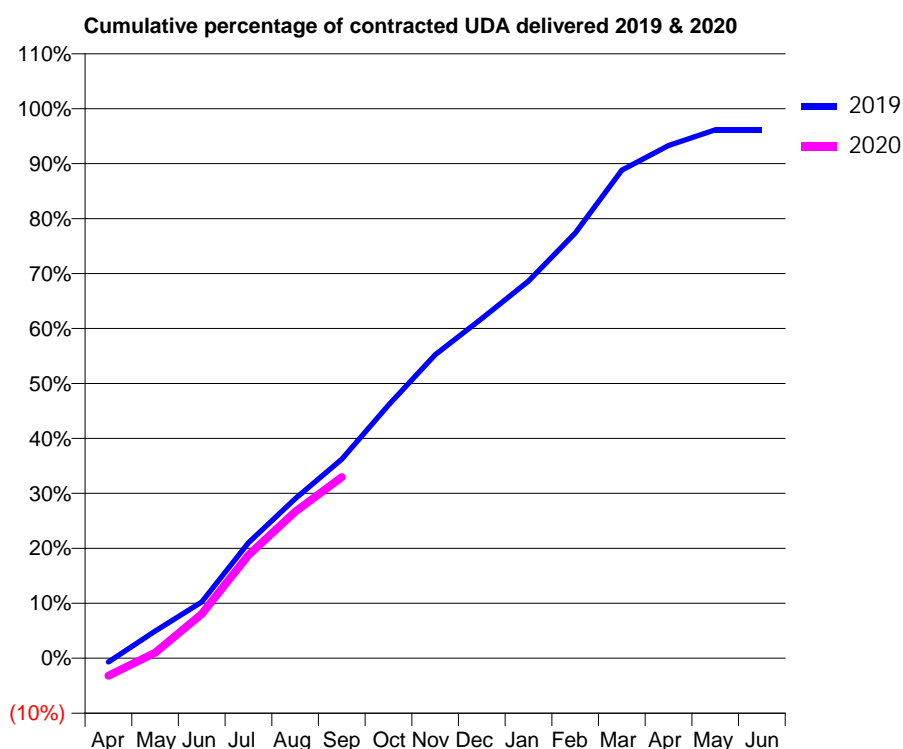
19/20 Contracted general activity (UDA)	10,150
Carry forward general activity (UDA)	388
19/20 Contracted orthodontic activity (UOA)	0
Carry forward orthodontic activity (UOA)	0
Baseline contract value	£248,407.91

ACCESS*

Patients seen in 24 months	Total	Change since previous quarter
Quarter ending September 2018	3,543	
Quarter ending December 2018	3,550	→
Quarter ending March 2019	3,482	↓
Quarter ending June 2019	3,408	↓
Quarter ending September 2019	3,427	→
Variance since September 2018	(3.3%)	↓



ACTIVITY



Month	2019	2020
April	-74	-326
May	501	103
June	1,041	819
July	2,135	1,905
August	2,948	2,706
September	3,677	3,343
October	4,676	
November	5,605	
December	6,274	
January	6,966	
February	7,853	
March	9,014	
April	9,469	
May	9,761	
June	9,761	

QUALITY

	Quantity	Base Number	Contract	AT	Region	England
% of FP17s for the same patient ID Re-attending within 3 months - Children	29	479	6.1%	9.2%	10.8%	11.5%
% of FP17s for the same patient ID Re-attending within 3 months - Adults	207	1,516	13.7%	14.8%	15.2%	15.4%
% of FP17s for the same patient ID Re-attending between 3 & 9 months - Children	276	479	57.6%	61.5%	62.2%	59.7%
% of FP17s for the same patient ID Re-attending between 3 & 9 months - Adults	692	1,516	45.6%	52.4%	52.9%	51.7%
% of FP17s for Band 1 Urgent Courses	126	1,643	7.7%	9.3%	9.7%	9.2%
% of FP17s Relating to Free Repair or Replacements	8	1,643	0.5%	0.5%	0.6%	0.7%
% of FP17s Relating to Continuations	38	1,643	2.3%	0.7%	0.7%	0.8%
% of Patients satisfied with the dentistry they have received	1	1	N/A	93.6%	93.6%	93.5%
% of Patients satisfied with the time they had to wait for an appointment	1	1	N/A	88.5%	86.3%	87.4%

* This is based on patients treated on this contract for their most recent course of treatment. Figures in italics indicate the base number of FP17s or Patient Questionnaire responses are less than 100. N/A is shown where the base number of responses is less than 10 during the period. % is calculated as Quantity/Base number*100

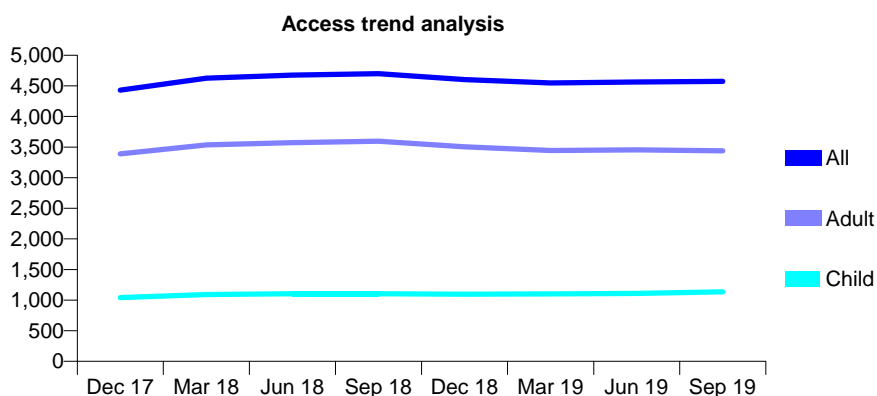
Q68 - Vital Signs At a Glance Contract Report for 158275/0002 - September 2019

Name or company name	Esmail Harunani and Murtaza Kanani
Contract type name	GDS Contract
Purpose of contract	General
Contract start date	01/10/2009
Contract end date	

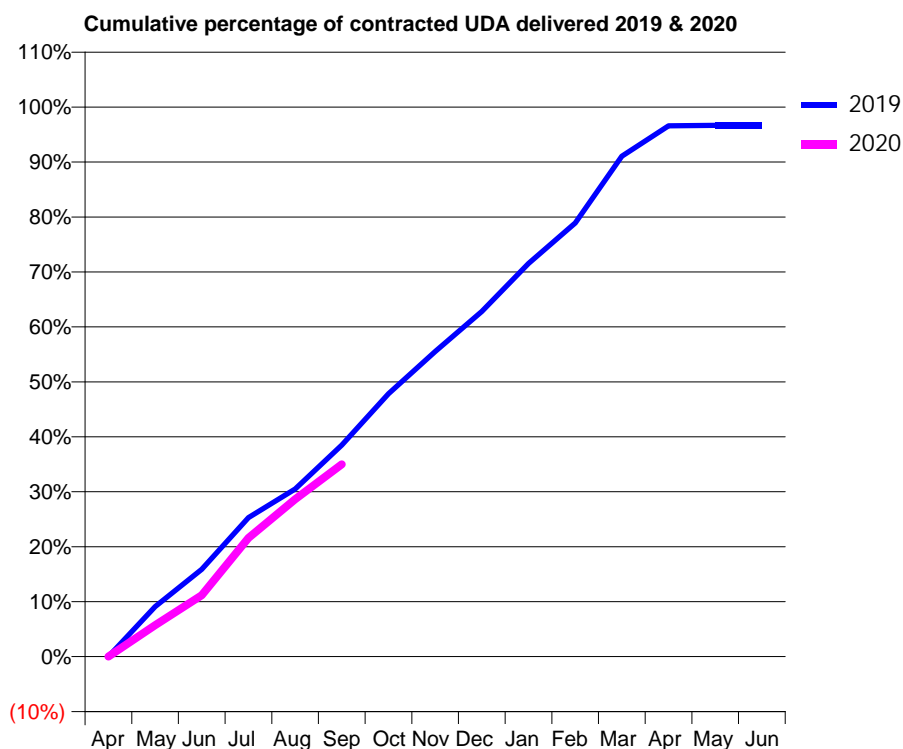
19/20 Contracted general activity (UDA)	13,900
Carry forward general activity (UDA)	462
19/20 Contracted orthodontic activity (UOA)	0
Carry forward orthodontic activity (UOA)	0
Baseline contract value	£338,401.46

ACCESS*

Patients seen in 24 months	Total	Change since previous quarter
Quarter ending September 2018	4,698	
Quarter ending December 2018	4,603	↓
Quarter ending March 2019	4,548	↓
Quarter ending June 2019	4,563	→
Quarter ending September 2019	4,575	→
Variance since September 2018	(2.6%)	↓



ACTIVITY



Month	Adjusted Scheduled Activity (UDA)	
	2019	2020
April	0	1
May	1,267	793
June	2,209	1,552
July	3,517	3,000
August	4,240	3,983
September	5,346	4,864
October	6,651	
November	7,720	
December	8,728	
January	9,943	
February	10,968	
March	12,653	
April	13,425	
May	13,436	
June	13,438	

QUALITY

	Quantity	Base Number	Contract	AT	Region	England
% of FP17s for the same patient ID Re-attending within 3 months - Children	56	764	7.3%	9.2%	10.8%	11.5%
% of FP17s for the same patient ID Re-attending within 3 months - Adults	358	2,076	17.2%	14.8%	15.2%	15.4%
% of FP17s for the same patient ID Re-attending between 3 & 9 months - Children	418	764	54.7%	61.5%	62.2%	59.7%
% of FP17s for the same patient ID Re-attending between 3 & 9 months - Adults	1,027	2,076	49.5%	52.4%	52.9%	51.7%
% of FP17s for Band 1 Urgent Courses	291	2,123	13.7%	9.3%	9.7%	9.2%
% of FP17s Relating to Free Repair or Replacements	13	2,123	0.6%	0.5%	0.6%	0.7%
% of FP17s Relating to Continuations	4	2,123	0.2%	0.7%	0.7%	0.8%
% of Patients satisfied with the dentistry they have received	0	1	N/A	93.6%	93.6%	93.5%
% of Patients satisfied with the time they had to wait for an appointment	1	1	N/A	88.5%	86.3%	87.4%

* This is based on patients treated on this contract for their most recent course of treatment. Figures in italics indicate the base number of FP17s or Patient Questionnaire responses are less than 100. N/A is shown where the base number of responses is less than 10 during the period. % is calculated as Quantity/Base number*100

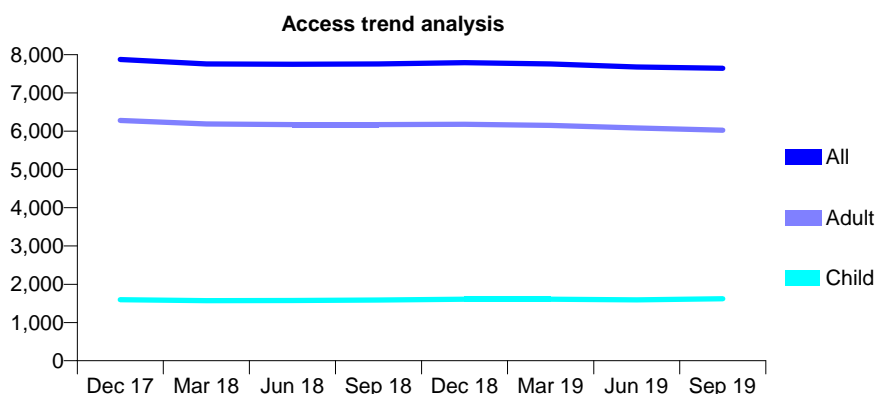
Q68 - Vital Signs At a Glance Contract Report for 160237/0001 - September 2019

Name or company name	Five Rivers Dental Ltd
Contract type name	GDS Contract
Purpose of contract	General
Contract start date	01/10/2008
Contract end date	

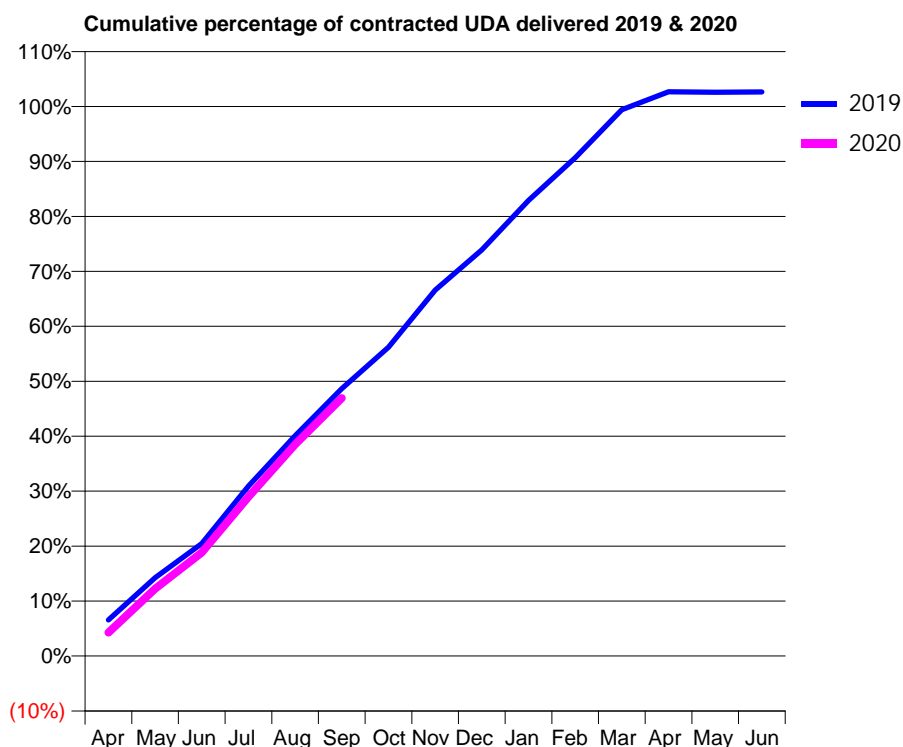
19/20 Contracted general activity (UDA)	22,127
Carry forward general activity (UDA)	0
19/20 Contracted orthodontic activity (UOA)	0
Carry forward orthodontic activity (UOA)	0
Baseline contract value	£614,084.62

ACCESS*

Patients seen in 24 months	Total	Change since previous quarter
Quarter ending September 2018	7,757	
Quarter ending December 2018	7,789	→
Quarter ending March 2019	7,759	→
Quarter ending June 2019	7,677	↓
Quarter ending September 2019	7,644	→
Variance since September 2018	(1.5%)	↓



ACTIVITY



Month	Adjusted Scheduled Activity (UDA)	
	2019	2020
April	1,451	941
May	3,152	2,707
June	4,531	4,165
July	6,836	6,411
August	8,875	8,523
September	10,763	10,384
October	12,434	
November	14,735	
December	16,355	
January	18,347	
February	20,064	
March	21,998	
April	22,716	
May	22,700	
June	22,709	

QUALITY

	Quantity	Base Number	Contract	AT	Region	England
% of FP17s for the same patient ID Re-attending within 3 months - Children	129	1,620	8.0%	9.2%	10.8%	11.5%
% of FP17s for the same patient ID Re-attending within 3 months - Adults	538	4,795	11.2%	14.8%	15.2%	15.4%
% of FP17s for the same patient ID Re-attending between 3 & 9 months - Children	1,228	1,620	75.8%	61.5%	62.2%	59.7%
% of FP17s for the same patient ID Re-attending between 3 & 9 months - Adults	2,978	4,795	62.1%	52.4%	52.9%	51.7%
% of FP17s for Band 1 Urgent Courses	358	6,063	5.9%	9.3%	9.7%	9.2%
% of FP17s Relating to Free Repair or Replacements	42	6,063	0.7%	0.5%	0.6%	0.7%
% of FP17s Relating to Continuations	86	6,063	1.4%	0.7%	0.7%	0.8%
% of Patients satisfied with the dentistry they have received	4	4	N/A	93.6%	93.6%	93.5%
% of Patients satisfied with the time they had to wait for an appointment	4	4	N/A	88.5%	86.3%	87.4%

* This is based on patients treated on this contract for their most recent course of treatment. Figures in italics indicate the base number of FP17s or Patient Questionnaire responses are less than 100. N/A is shown where the base number of responses is less than 10 during the period. % is calculated as Quantity/Base number*100

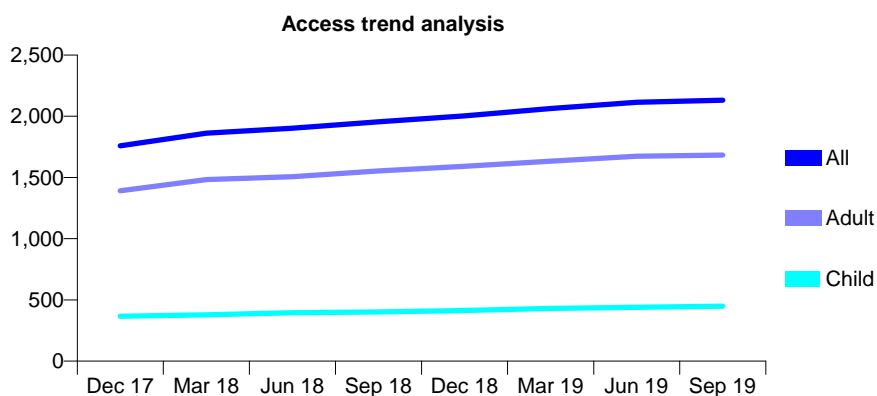
Q68 - Vital Signs At a Glance Contract Report for 160237/0002 - September 2019

Name or company name	Five Rivers Dental Ltd
Contract type name	GDS Contract
Purpose of contract	General
Contract start date	01/10/2008
Contract end date	

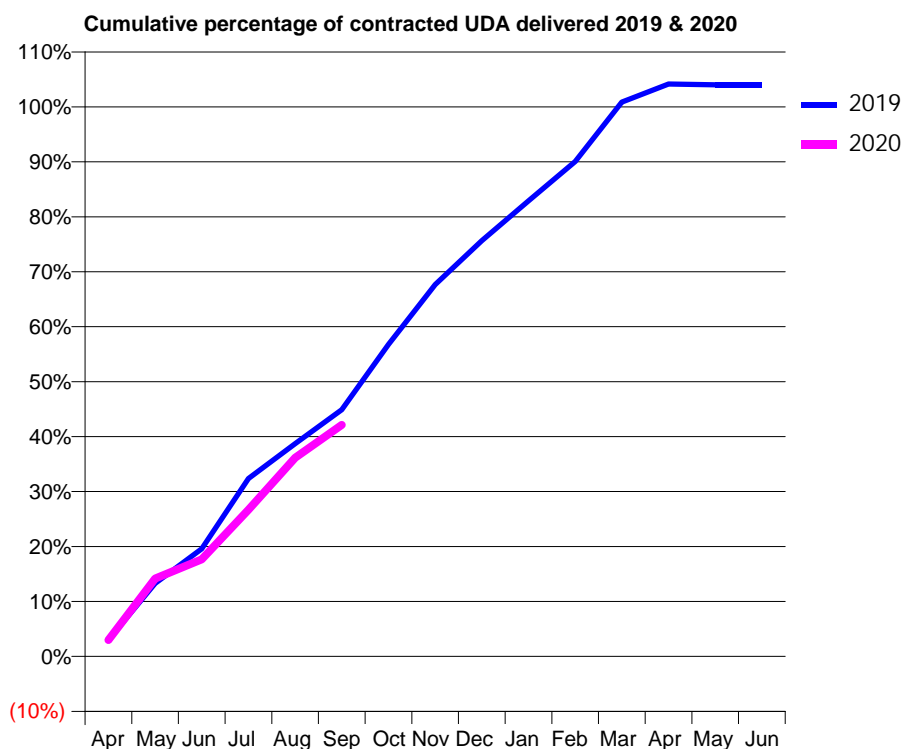
19/20 Contracted general activity (UDA)	4,800
Carry forward general activity (UDA)	0
19/20 Contracted orthodontic activity (UOA)	0
Carry forward orthodontic activity (UOA)	0
Baseline contract value	£138,347.68

ACCESS*

Patients seen in 24 months	Total	Change since previous quarter
Quarter ending September 2018	1,955	
Quarter ending December 2018	2,004	↑
Quarter ending March 2019	2,064	↑
Quarter ending June 2019	2,114	↑
Quarter ending September 2019	2,131	→
Variance since September 2018	9.0%	↑



ACTIVITY



Month	2019	2020
April	145	144
May	638	680
June	941	849
July	1,555	1,282
August	1,858	1,735
September	2,154	2,022
October	2,725	
November	3,249	
December	3,631	
January	3,980	
February	4,323	
March	4,841	
April	4,998	
May	4,992	
June	4,992	

QUALITY

	Quantity	Base Number	Contract	AT	Region	England
% of FP17s for the same patient ID Re-attending within 3 months - Children	33	402	8.2%	9.2%	10.8%	11.5%
% of FP17s for the same patient ID Re-attending within 3 months - Adults	108	1,294	8.3%	14.8%	15.2%	15.4%
% of FP17s for the same patient ID Re-attending between 3 & 9 months - Children	281	402	69.9%	61.5%	62.2%	59.7%
% of FP17s for the same patient ID Re-attending between 3 & 9 months - Adults	907	1,294	70.1%	52.4%	52.9%	51.7%
% of FP17s for Band 1 Urgent Courses	49	1,200	4.1%	9.3%	9.7%	9.2%
% of FP17s Relating to Free Repair or Replacements	3	1,200	0.3%	0.5%	0.6%	0.7%
% of FP17s Relating to Continuations	5	1,200	0.4%	0.7%	0.7%	0.8%
% of Patients satisfied with the dentistry they have received	1	1	N/A	93.6%	93.6%	93.5%
% of Patients satisfied with the time they had to wait for an appointment	1	1	N/A	88.5%	86.3%	87.4%

* This is based on patients treated on this contract for their most recent course of treatment. Figures in italics indicate the base number of FP17s or Patient Questionnaire responses are less than 100. N/A is shown where the base number of responses is less than 10 during the period. % is calculated as Quantity/Base number*100

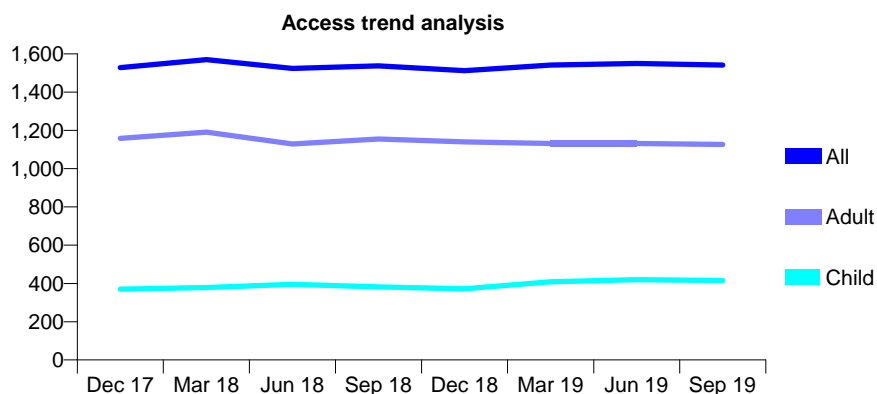
Q68 - Vital Signs At a Glance Contract Report for 160482/0001 - September 2019

Name or company name	Mr W Clinton, Mr Y Noorani and Miss M No
Contract type name	GDS Contract
Purpose of contract	General
Contract start date	01/11/2014
Contract end date	

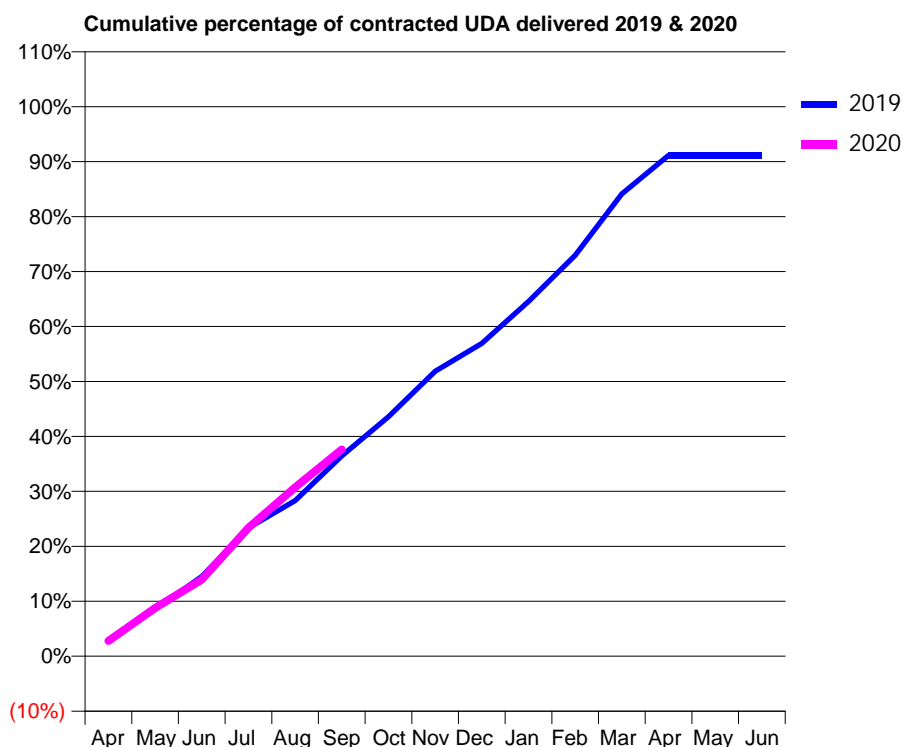
19/20 Contracted general activity (UDA)	6,187
Carry forward general activity (UDA)	0
19/20 Contracted orthodontic activity (UOA)	0
Carry forward orthodontic activity (UOA)	0
Baseline contract value	£146,063.56

ACCESS*

Patients seen in 24 months	Total	Change since previous quarter
Quarter ending September 2018	1,537	
Quarter ending December 2018	1,512	↓
Quarter ending March 2019	1,541	→
Quarter ending June 2019	1,550	→
Quarter ending September 2019	1,541	→
Variance since September 2018	0.3%	→



ACTIVITY



Month	2019	2020
April	173	172
May	531	545
June	898	862
July	1,444	1,447
August	1,753	1,901
September	2,254	2,326
October	2,698	
November	3,208	
December	3,521	
January	3,993	
February	4,513	
March	5,204	
April	5,639	
May	5,639	
June	5,639	

QUALITY

	Quantity	Base Number	Contract	AT	Region	England
% of FP17s for the same patient ID Re-attending within 3 months - Children	23	253	9.1%	9.2%	10.8%	11.5%
% of FP17s for the same patient ID Re-attending within 3 months - Adults	122	728	16.8%	14.8%	15.2%	15.4%
% of FP17s for the same patient ID Re-attending between 3 & 9 months - Children	130	253	51.4%	61.5%	62.2%	59.7%
% of FP17s for the same patient ID Re-attending between 3 & 9 months - Adults	405	728	55.6%	52.4%	52.9%	51.7%
% of FP17s for Band 1 Urgent Courses	85	866	9.8%	9.3%	9.7%	9.2%
% of FP17s Relating to Free Repair or Replacements	14	866	1.6%	0.5%	0.6%	0.7%
% of FP17s Relating to Continuations	6	866	0.7%	0.7%	0.7%	0.8%
% of Patients satisfied with the dentistry they have received	1	2	N/A	93.6%	93.6%	93.5%
% of Patients satisfied with the time they had to wait for an appointment	1	2	N/A	88.5%	86.3%	87.4%

* This is based on patients treated on this contract for their most recent course of treatment.

Figures in italics indicate the base number of FP17s or Patient Questionnaire responses are less than 100. N/A is shown where the base number of responses is less than 10 during the period. % is calculated as Quantity/Base number*100

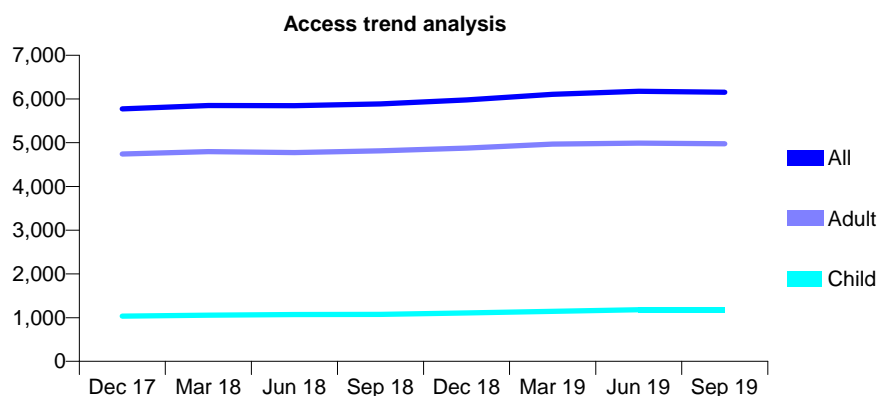
Q68 - Vital Signs At a Glance Contract Report for 161098/0001 - September 2019

Name or company name	Mr A Fridmann and Mr A Pangotra
Contract type name	GDS Contract
Purpose of contract	General
Contract start date	17/12/2012
Contract end date	

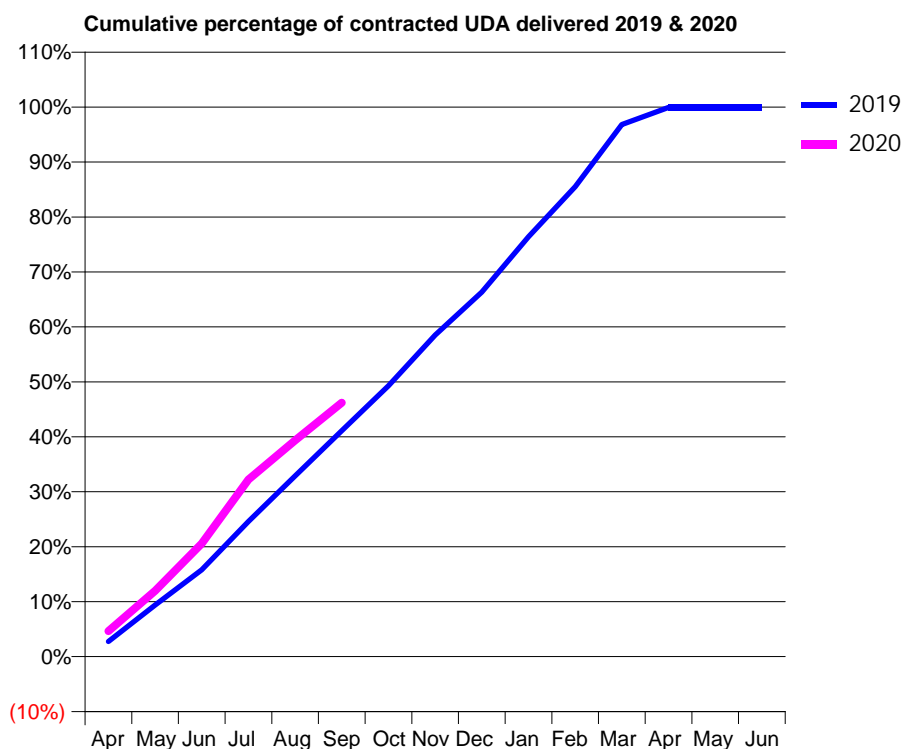
19/20 Contracted general activity (UDA)	18,150
Carry forward general activity (UDA)	12
19/20 Contracted orthodontic activity (UOA)	0
Carry forward orthodontic activity (UOA)	0
Baseline contract value	£554,346.67

ACCESS*

Patients seen in 24 months	Total	Change since previous quarter
Quarter ending September 2018	5,889	
Quarter ending December 2018	5,981	→
Quarter ending March 2019	6,109	↑
Quarter ending June 2019	6,174	→
Quarter ending September 2019	6,153	→
Variance since September 2018	4.5%	↑



ACTIVITY



Month	Adjusted Scheduled Activity (UDA)	
	2019	2020
April	501	844
May	1,706	2,172
June	2,868	3,732
July	4,463	5,845
August	5,970	7,143
September	7,464	8,385
October	8,948	
November	10,620	
December	12,040	
January	13,866	
February	15,521	
March	17,571	
April	18,138	
May	18,138	
June	18,138	

QUALITY

	Quantity	Base Number	Contract	AT	Region	England
% of FP17s for the same patient ID Re-attending within 3 months - Children	61	934	6.5%	9.2%	10.8%	11.5%
% of FP17s for the same patient ID Re-attending within 3 months - Adults	360	2,955	12.2%	14.8%	15.2%	15.4%
% of FP17s for the same patient ID Re-attending between 3 & 9 months - Children	587	934	62.8%	61.5%	62.2%	59.7%
% of FP17s for the same patient ID Re-attending between 3 & 9 months - Adults	1,234	2,955	41.8%	52.4%	52.9%	51.7%
% of FP17s for Band 1 Urgent Courses	321	3,653	8.8%	9.3%	9.7%	9.2%
% of FP17s Relating to Free Repair or Replacements	14	3,653	0.4%	0.5%	0.6%	0.7%
% of FP17s Relating to Continuations	31	3,653	0.8%	0.7%	0.7%	0.8%
% of Patients satisfied with the dentistry they have received	2	2	N/A	93.6%	93.6%	93.5%
% of Patients satisfied with the time they had to wait for an appointment	2	2	N/A	88.5%	86.3%	87.4%

* This is based on patients treated on this contract for their most recent course of treatment. Figures in italics indicate the base number of FP17s or Patient Questionnaire responses are less than 100. N/A is shown where the base number of responses is less than 10 during the period. % is calculated as Quantity/Base number*100

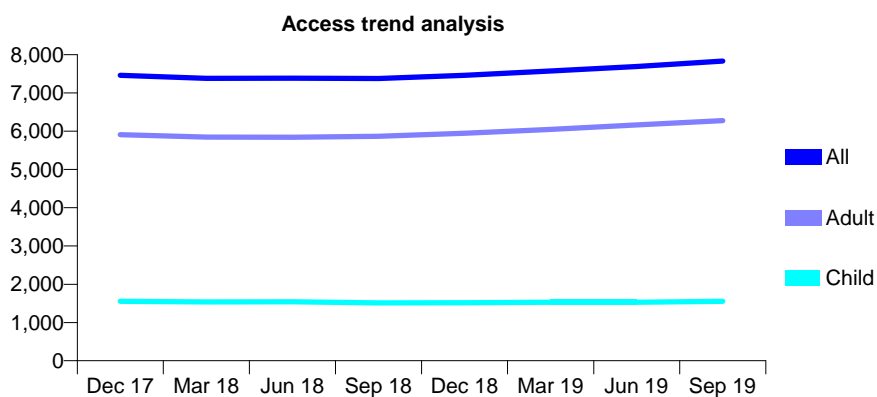
Q68 - Vital Signs At a Glance Contract Report for 161322/0001 - September 2019

Name or company name	Ilias Triantafyllou
Contract type name	GDS Contract
Purpose of contract	General
Contract start date	01/04/2008
Contract end date	

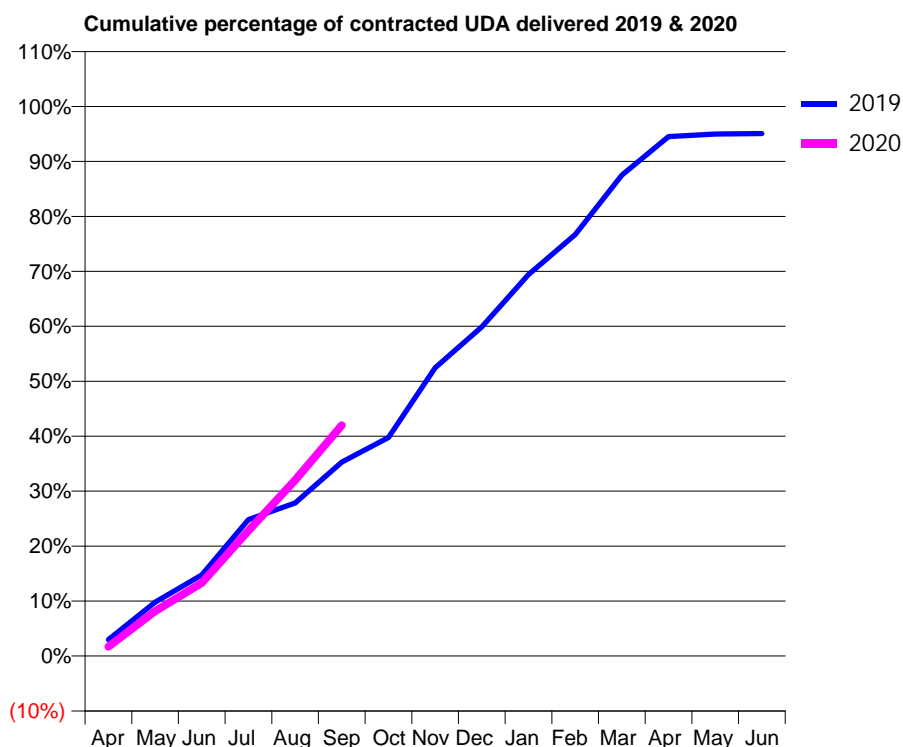
19/20 Contracted general activity (UDA)	25,769
Carry forward general activity (UDA)	0
19/20 Contracted orthodontic activity (UOA)	0
Carry forward orthodontic activity (UOA)	0
Baseline contract value	£757,085.48

ACCESS*

Patients seen in 24 months	Total	Change since previous quarter
Quarter ending September 2018	7,377	
Quarter ending December 2018	7,462	→
Quarter ending March 2019	7,574	→
Quarter ending June 2019	7,693	→
Quarter ending September 2019	7,831	→
Variance since September 2018	6.2%	↑



ACTIVITY



Month	Adjusted Scheduled Activity (UDA)	
	2019	2020
April	773	443
May	2,532	2,105
June	3,801	3,427
July	6,398	5,879
August	7,185	8,252
September	9,090	10,821
October	10,244	
November	13,517	
December	15,437	
January	17,886	
February	19,761	
March	22,545	
April	24,356	
May	24,471	
June	24,499	

QUALITY

	Quantity	Base Number	Contract	AT	Region	England
% of FP17s for the same patient ID Re-attending within 3 months - Children	100	1,236	8.1%	9.2%	10.8%	11.5%
% of FP17s for the same patient ID Re-attending within 3 months - Adults	710	4,238	16.8%	14.8%	15.2%	15.4%
% of FP17s for the same patient ID Re-attending between 3 & 9 months - Children	705	1,236	57.0%	61.5%	62.2%	59.7%
% of FP17s for the same patient ID Re-attending between 3 & 9 months - Adults	1,855	4,238	43.8%	52.4%	52.9%	51.7%
% of FP17s for Band 1 Urgent Courses	676	4,823	14.0%	9.3%	9.7%	9.2%
% of FP17s Relating to Free Repair or Replacements	26	4,823	0.5%	0.5%	0.6%	0.7%
% of FP17s Relating to Continuations	22	4,823	0.5%	0.7%	0.7%	0.8%
% of Patients satisfied with the dentistry they have received	3	3	N/A	93.6%	93.6%	93.5%
% of Patients satisfied with the time they had to wait for an appointment	3	3	N/A	88.5%	86.3%	87.4%

* This is based on patients treated on this contract for their most recent course of treatment. Figures in italics indicate the base number of FP17s or Patient Questionnaire responses are less than 100. N/A is shown where the base number of responses is less than 10 during the period. % is calculated as Quantity/Base number*100

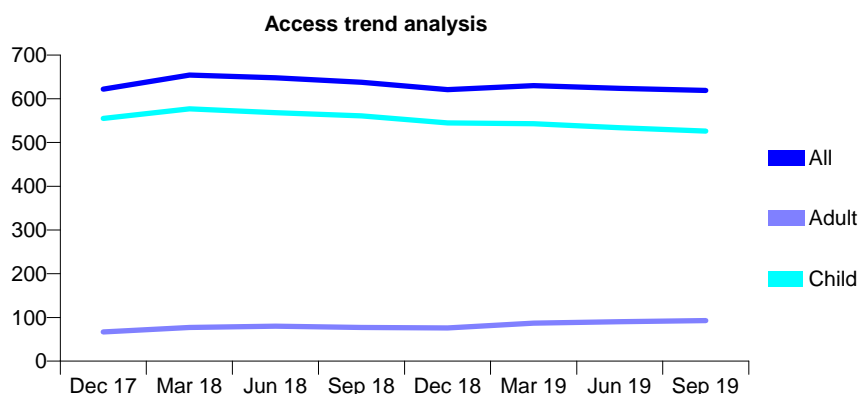
Q68 - Vital Signs At a Glance Contract Report for 162108/0001 - September 2019

Name or company name	Mr M Clery and Ms R Amlani
Contract type name	GDS Contract
Purpose of contract	General
Contract start date	01/04/2010
Contract end date	

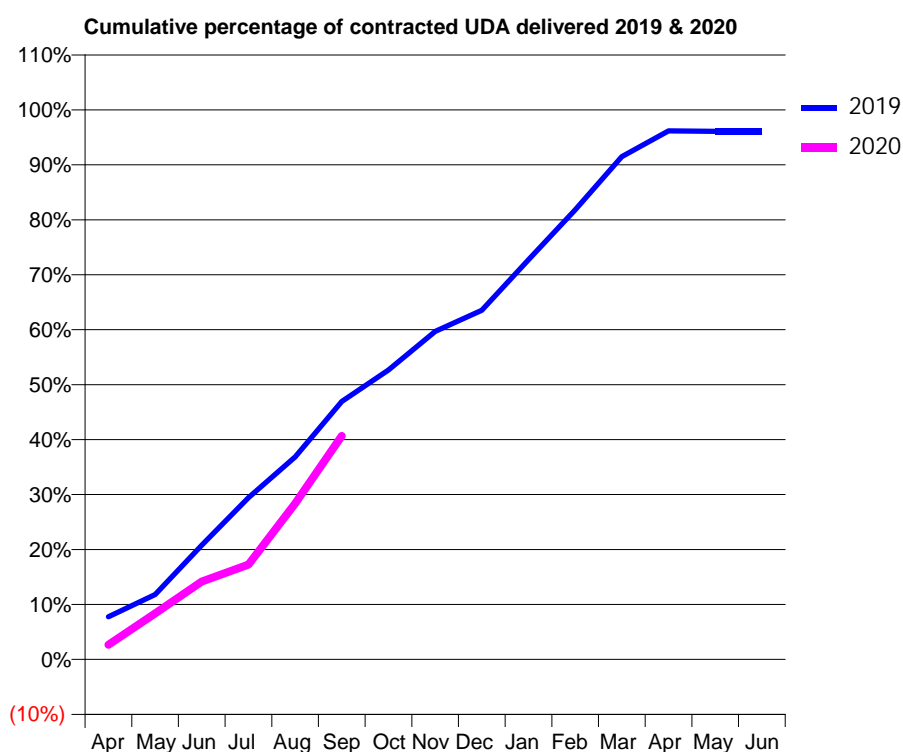
19/20 Contracted general activity (UDA)	1,170
Carry forward general activity (UDA)	45
19/20 Contracted orthodontic activity (UOA)	0
Carry forward orthodontic activity (UOA)	0
Baseline contract value	£30,849.73

ACCESS*

Patients seen in 24 months	Total	Change since previous quarter
Quarter ending September 2018	638	
Quarter ending December 2018	621	↓
Quarter ending March 2019	630	→
Quarter ending June 2019	624	→
Quarter ending September 2019	619	→
Variance since September 2018	(3.0%)	↓



ACTIVITY



Month	2019	2020
April	91	31
May	138	98
June	243	166
July	344	202
August	431	332
September	549	476
October	616	
November	698	
December	743	
January	851	
February	957	
March	1,070	
April	1,125	
May	1,124	
June	1,124	

QUALITY

	Quantity	Base Number	Contract	AT	Region	England
% of FP17s for the same patient ID Re-attending within 3 months - Children	18	406	4.4%	9.2%	10.8%	11.5%
% of FP17s for the same patient ID Re-attending within 3 months - Adults	0	42	0.0%	14.8%	15.2%	15.4%
% of FP17s for the same patient ID Re-attending between 3 & 9 months - Children	300	406	73.9%	61.5%	62.2%	59.7%
% of FP17s for the same patient ID Re-attending between 3 & 9 months - Adults	24	42	57.1%	52.4%	52.9%	51.7%
% of FP17s for Band 1 Urgent Courses	0	425	0.0%	9.3%	9.7%	9.2%
% of FP17s Relating to Free Repair or Replacements	0	425	0.0%	0.5%	0.6%	0.7%
% of FP17s Relating to Continuations	0	425	0.0%	0.7%	0.7%	0.8%
% of Patients satisfied with the dentistry they have received	0	0	N/A	93.6%	93.6%	93.5%
% of Patients satisfied with the time they had to wait for an appointment	0	0	N/A	88.5%	86.3%	87.4%

* This is based on patients treated on this contract for their most recent course of treatment. Figures in italics indicate the base number of FP17s or Patient Questionnaire responses are less than 100. N/A is shown where the base number of responses is less than 10 during the period. % is calculated as Quantity/Base number*100

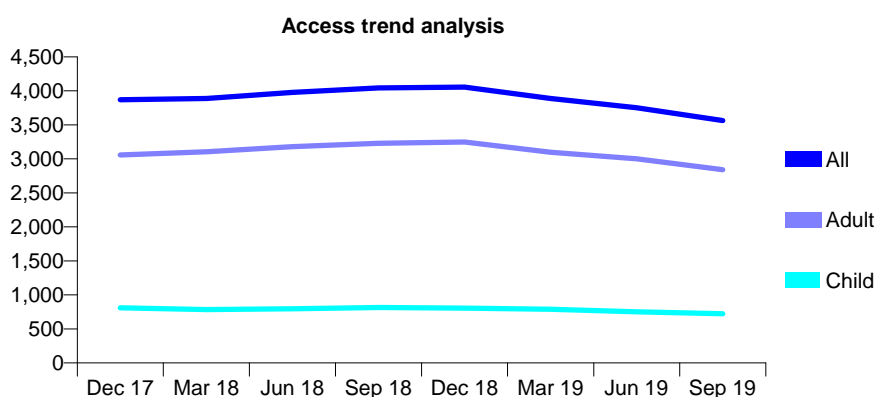
Q68 - Vital Signs At a Glance Contract Report for 162434/0001 - September 2019

Name or company name	S Cowley, R Ingham and J Angelo
Contract type name	GDS Contract
Purpose of contract	General
Contract start date	01/08/2014
Contract end date	

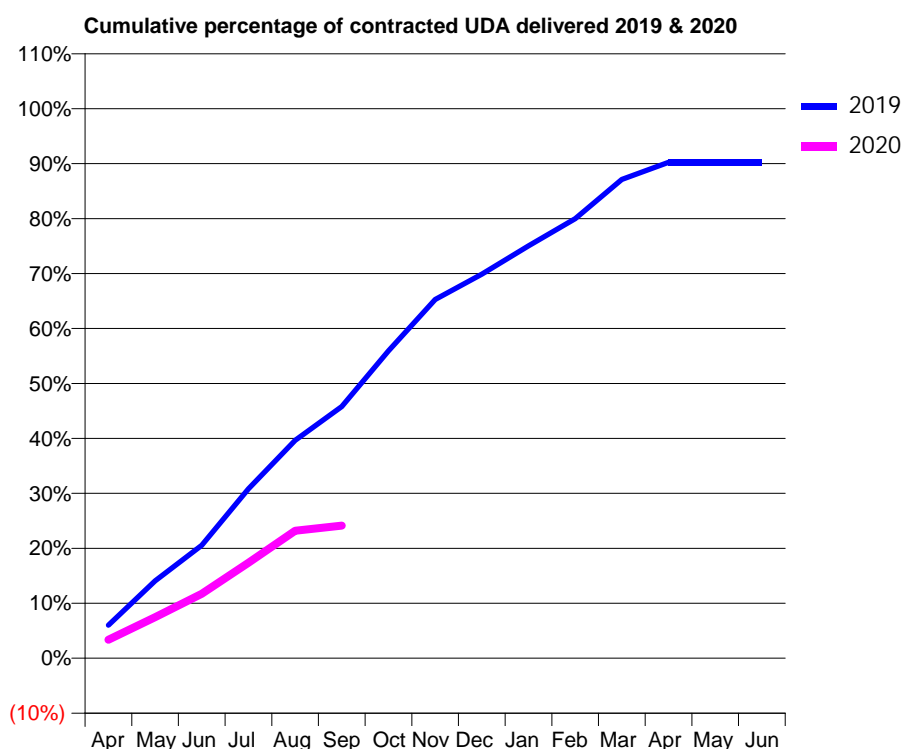
19/20 Contracted general activity (UDA)	13,000
Carry forward general activity (UDA)	0
19/20 Contracted orthodontic activity (UOA)	0
Carry forward orthodontic activity (UOA)	0
Baseline contract value	£371,940.76

ACCESS*

Patients seen in 24 months	Total	Change since previous quarter
Quarter ending September 2018	4,044	
Quarter ending December 2018	4,056	→
Quarter ending March 2019	3,887	↓
Quarter ending June 2019	3,752	↓
Quarter ending September 2019	3,563	↓
Variance since September 2018	(11.9%)	↓



ACTIVITY



Month	2019	2020
April	780	438
May	1,832	974
June	2,671	1,526
July	4,009	2,260
August	5,157	3,017
September	5,954	3,137
October	7,270	
November	8,486	
December	9,085	
January	9,754	
February	10,399	
March	11,324	
April	11,731	
May	11,731	
June	11,731	

QUALITY

	Quantity	Base Number	Contract	AT	Region	England
% of FP17s for the same patient ID Re-attending within 3 months - Children	23	267	8.6%	9.2%	10.8%	11.5%
% of FP17s for the same patient ID Re-attending within 3 months - Adults	198	1,253	15.8%	14.8%	15.2%	15.4%
% of FP17s for the same patient ID Re-attending between 3 & 9 months - Children	144	267	53.9%	61.5%	62.2%	59.7%
% of FP17s for the same patient ID Re-attending between 3 & 9 months - Adults	621	1,253	49.6%	52.4%	52.9%	51.7%
% of FP17s for Band 1 Urgent Courses	167	1,362	12.3%	9.3%	9.7%	9.2%
% of FP17s Relating to Free Repair or Replacements	9	1,362	0.7%	0.5%	0.6%	0.7%
% of FP17s Relating to Continuations	29	1,362	2.1%	0.7%	0.7%	0.8%
% of Patients satisfied with the dentistry they have received	1	2	N/A	93.6%	93.6%	93.5%
% of Patients satisfied with the time they had to wait for an appointment	2	2	N/A	88.5%	86.3%	87.4%

* This is based on patients treated on this contract for their most recent course of treatment.

Figures in italics indicate the base number of FP17s or Patient Questionnaire responses are less than 100. N/A is shown where the base number of responses is less than 10 during the period. % is calculated as Quantity/Base number*100

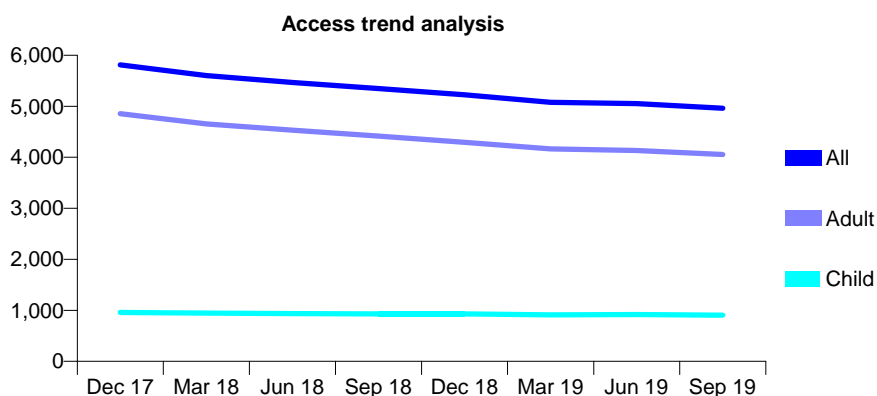
Q68 - Vital Signs At a Glance Contract Report for 162531/0001 - September 2019

Name or company name	The Dental Surgery Partnership
Contract type name	GDS Contract
Purpose of contract	General
Contract start date	01/08/2015
Contract end date	

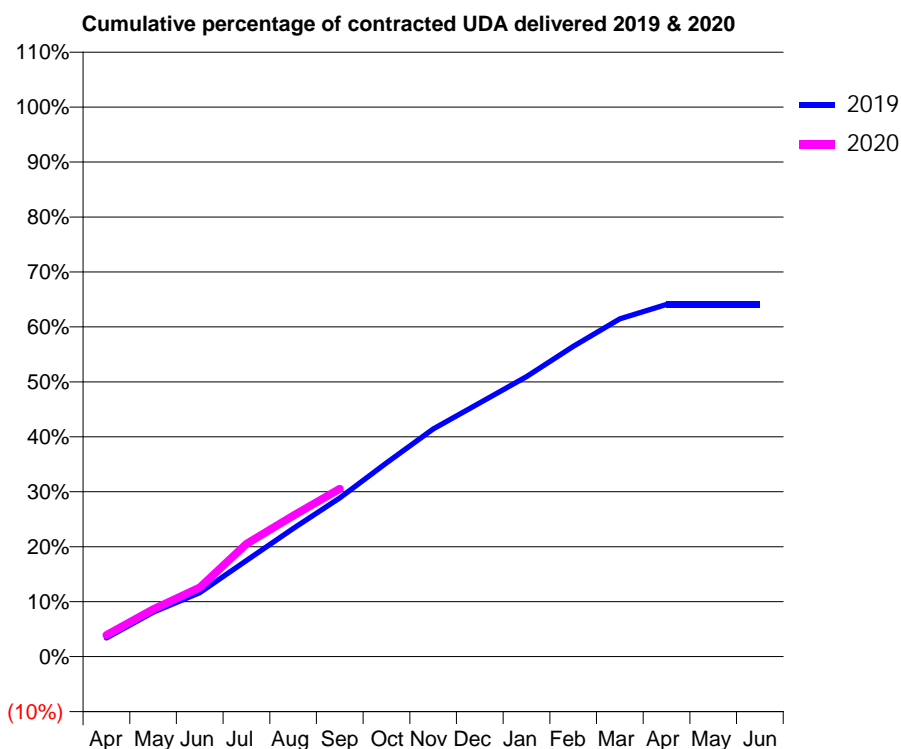
19/20 Contracted general activity (UDA)	21,012
Carry forward general activity (UDA)	0
19/20 Contracted orthodontic activity (UOA)	0
Carry forward orthodontic activity (UOA)	0
Baseline contract value	£558,620.65

ACCESS*

Patients seen in 24 months	Total	Change since previous quarter
Quarter ending September 2018	5,347	
Quarter ending December 2018	5,224	↓
Quarter ending March 2019	5,078	↓
Quarter ending June 2019	5,051	→
Quarter ending September 2019	4,961	↓
Variance since September 2018	(7.2%)	↓



ACTIVITY



Month	Adjusted Scheduled Activity (UDA)	
	2019	2020
April	716	826
May	1,703	1,808
June	2,446	2,641
July	3,676	4,313
August	4,899	5,386
September	6,068	6,418
October	7,404	
November	8,706	
December	9,702	
January	10,706	
February	11,863	
March	12,914	
April	13,466	
May	13,466	
June	13,466	

QUALITY

	Quantity	Base Number	Contract	AT	Region	England
% of FP17s for the same patient ID Re-attending within 3 months - Children	24	631	3.8%	9.2%	10.8%	11.5%
% of FP17s for the same patient ID Re-attending within 3 months - Adults	232	2,500	9.3%	14.8%	15.2%	15.4%
% of FP17s for the same patient ID Re-attending between 3 & 9 months - Children	364	631	57.7%	61.5%	62.2%	59.7%
% of FP17s for the same patient ID Re-attending between 3 & 9 months - Adults	1,150	2,500	46.0%	52.4%	52.9%	51.7%
% of FP17s for Band 1 Urgent Courses	114	2,882	4.0%	9.3%	9.7%	9.2%
% of FP17s Relating to Free Repair or Replacements	14	2,882	0.5%	0.5%	0.6%	0.7%
% of FP17s Relating to Continuations	13	2,882	0.5%	0.7%	0.7%	0.8%
% of Patients satisfied with the dentistry they have received	4	4	N/A	93.6%	93.6%	93.5%
% of Patients satisfied with the time they had to wait for an appointment	4	4	N/A	88.5%	86.3%	87.4%

* This is based on patients treated on this contract for their most recent course of treatment. Figures in italics indicate the base number of FP17s or Patient Questionnaire responses are less than 100. N/A is shown where the base number of responses is less than 10 during the period. % is calculated as Quantity/Base number*100

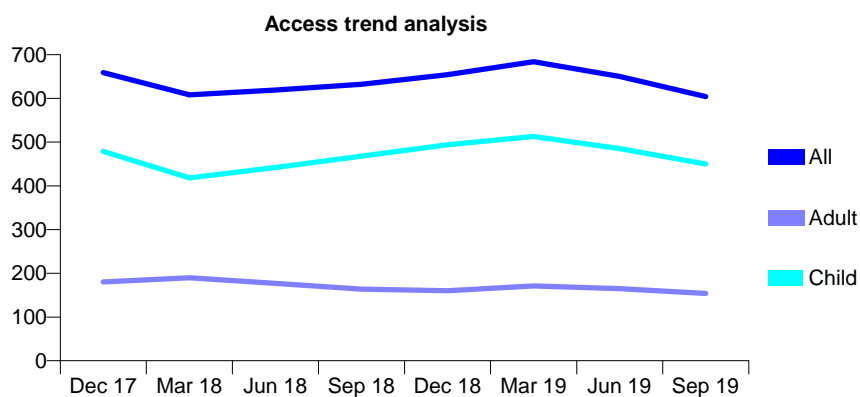
Q68 - Vital Signs At a Glance Contract Report for 162639/0001 - September 2019

Name or company name	MR M SEIFOURI
Contract type name	GDS Contract
Purpose of contract	General
Contract start date	01/09/2015
Contract end date	

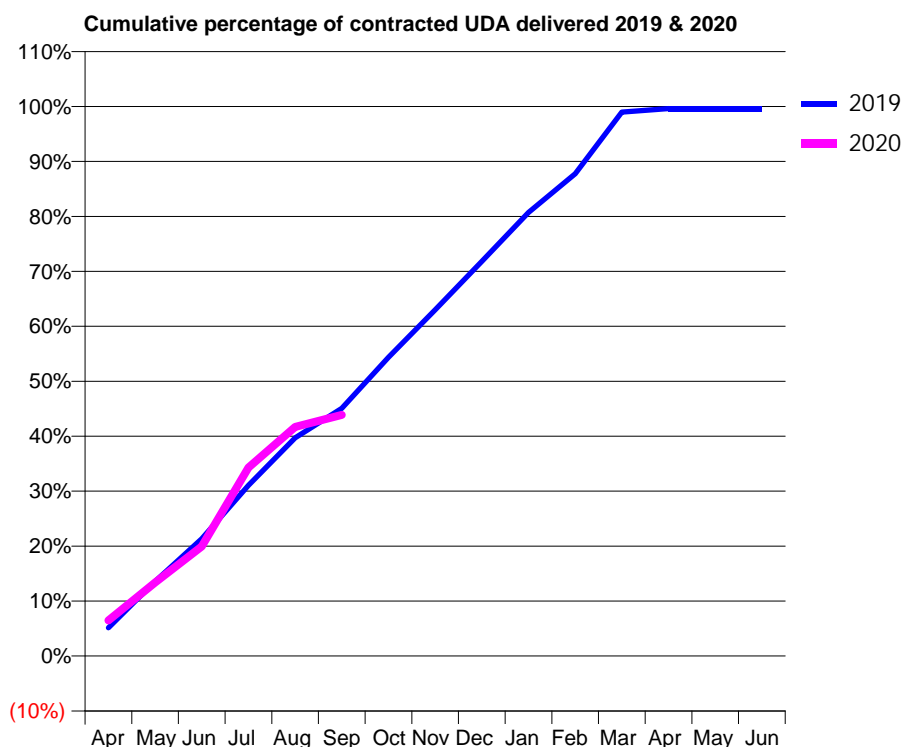
19/20 Contracted general activity (UDA)	1,434
Carry forward general activity (UDA)	5
19/20 Contracted orthodontic activity (UOA)	0
Carry forward orthodontic activity (UOA)	0
Baseline contract value	£33,851.62

ACCESS*

Patients seen in 24 months	Total	Change since previous quarter
Quarter ending September 2018	632	
Quarter ending December 2018	654	↑
Quarter ending March 2019	684	↑
Quarter ending June 2019	650	↓
Quarter ending September 2019	604	↓
Variance since September 2018	(4.4%)	↓



ACTIVITY



Month	Adjusted Scheduled Activity (UDA)	
	2019	2020
April	74	93
May	195	192
June	306	286
July	445	492
August	569	598
September	646	629
October	779	
November	903	
December	1,029	
January	1,157	
February	1,258	
March	1,419	
April	1,428	
May	1,428	
June	1,428	

QUALITY

	Quantity	Base Number	Contract	AT	Region	England
% of FP17s for the same patient ID Re-attending within 3 months - Children	10	325	3.1%	9.2%	10.8%	11.5%
% of FP17s for the same patient ID Re-attending within 3 months - Adults	4	71	5.6%	14.8%	15.2%	15.4%
% of FP17s for the same patient ID Re-attending between 3 & 9 months - Children	211	325	64.9%	61.5%	62.2%	59.7%
% of FP17s for the same patient ID Re-attending between 3 & 9 months - Adults	13	71	18.3%	52.4%	52.9%	51.7%
% of FP17s for Band 1 Urgent Courses	0	391	0.0%	9.3%	9.7%	9.2%
% of FP17s Relating to Free Repair or Replacements	0	391	0.0%	0.5%	0.6%	0.7%
% of FP17s Relating to Continuations	0	391	0.0%	0.7%	0.7%	0.8%
% of Patients satisfied with the dentistry they have received	0	0	N/A	93.6%	93.6%	93.5%
% of Patients satisfied with the time they had to wait for an appointment	0	0	N/A	88.5%	86.3%	87.4%

* This is based on patients treated on this contract for their most recent course of treatment. Figures in italics indicate the base number of FP17s or Patient Questionnaire responses are less than 100. N/A is shown where the base number of responses is less than 10 during the period. % is calculated as Quantity/Base number*100

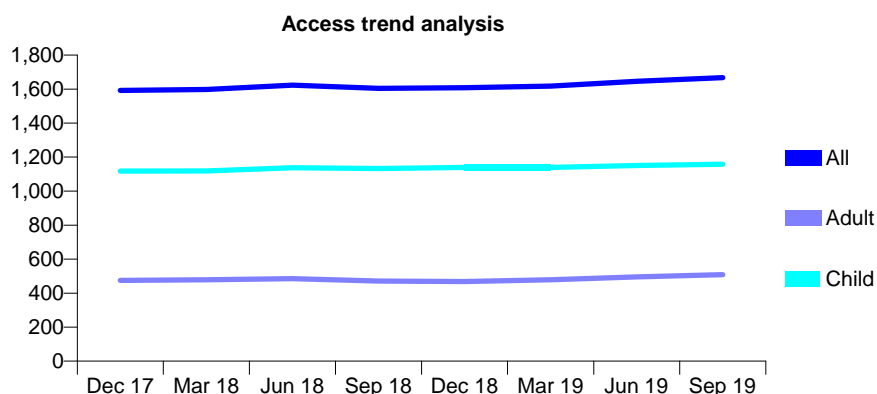
Q68 - Vital Signs At a Glance Contract Report for 163430/0001 - September 2019

Name or company name	Ashley Dental Ltd
Contract type name	GDS Contract
Purpose of contract	General
Contract start date	01/04/2013
Contract end date	

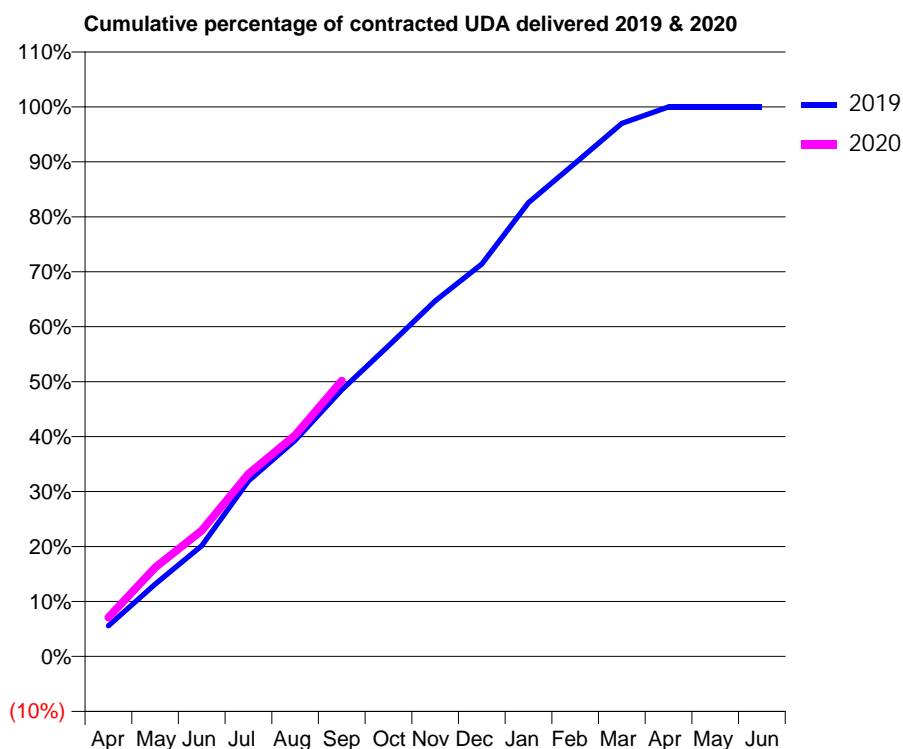
19/20 Contracted general activity (UDA)	3,896
Carry forward general activity (UDA)	0
19/20 Contracted orthodontic activity (UOA)	0
Carry forward orthodontic activity (UOA)	0
Baseline contract value	£99,626.83

ACCESS*

Patients seen in 24 months	Total	Change since previous quarter
Quarter ending September 2018	1,604	
Quarter ending December 2018	1,608	→
Quarter ending March 2019	1,618	→
Quarter ending June 2019	1,646	→
Quarter ending September 2019	1,667	→
Variance since September 2018	3.9%	↑



ACTIVITY



Month	2019	2020
April	217	276
May	512	630
June	786	892
July	1,244	1,294
August	1,532	1,569
September	1,889	1,955
October	2,201	
November	2,520	
December	2,782	
January	3,217	
February	3,497	
March	3,778	
April	3,895	
May	3,895	
June	3,895	

QUALITY

	Quantity	Base Number	Contract	AT	Region	England
% of FP17s for the same patient ID Re-attending within 3 months - Children	65	883	7.4%	9.2%	10.8%	11.5%
% of FP17s for the same patient ID Re-attending within 3 months - Adults	55	285	19.3%	14.8%	15.2%	15.4%
% of FP17s for the same patient ID Re-attending between 3 & 9 months - Children	493	883	55.8%	61.5%	62.2%	59.7%
% of FP17s for the same patient ID Re-attending between 3 & 9 months - Adults	122	285	42.8%	52.4%	52.9%	51.7%
% of FP17s for Band 1 Urgent Courses	44	1,105	4.0%	9.3%	9.7%	9.2%
% of FP17s Relating to Free Repair or Replacements	4	1,105	0.4%	0.5%	0.6%	0.7%
% of FP17s Relating to Continuations	9	1,105	0.8%	0.7%	0.7%	0.8%
% of Patients satisfied with the dentistry they have received	0	0	N/A	93.6%	93.6%	93.5%
% of Patients satisfied with the time they had to wait for an appointment	0	0	N/A	88.5%	86.3%	87.4%

* This is based on patients treated on this contract for their most recent course of treatment. Figures in italics indicate the base number of FP17s or Patient Questionnaire responses are less than 100. N/A is shown where the base number of responses is less than 10 during the period. % is calculated as Quantity/Base number*100

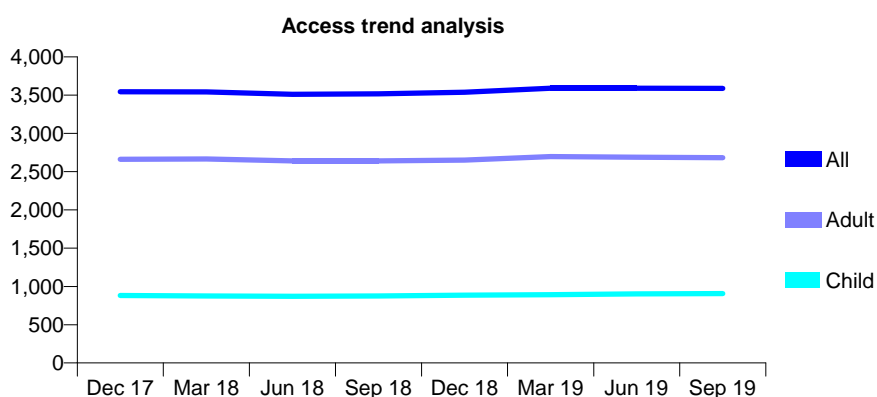
Q68 - Vital Signs At a Glance Contract Report for 164550/0001 - September 2019

Name or company name	Mr R Pant & Mrs R Pant
Contract type name	GDS Contract
Purpose of contract	General
Contract start date	01/04/2012
Contract end date	

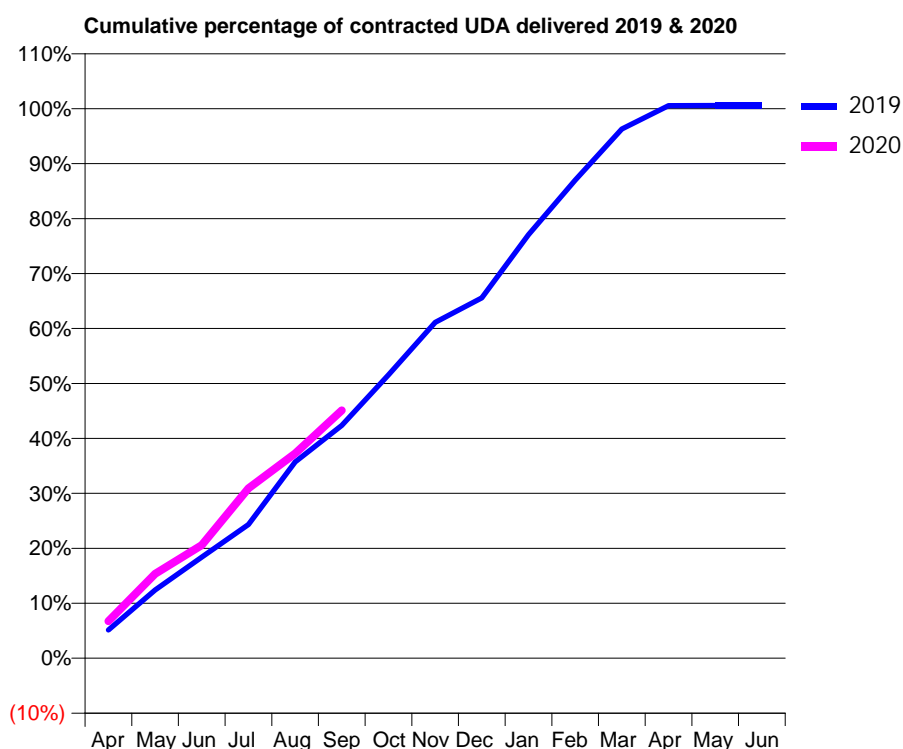
19/20 Contracted general activity (UDA)	13,273
Carry forward general activity (UDA)	0
19/20 Contracted orthodontic activity (UOA)	0
Carry forward orthodontic activity (UOA)	0
Baseline contract value	£420,045.21

ACCESS*

Patients seen in 24 months	Total	Change since previous quarter
Quarter ending September 2018	3,517	
Quarter ending December 2018	3,537	→
Quarter ending March 2019	3,589	→
Quarter ending June 2019	3,590	→
Quarter ending September 2019	3,588	→
Variance since September 2018	2.0%	↑



ACTIVITY



Month	2019	2020
April	683	897
May	1,652	2,042
June	2,440	2,734
July	3,229	4,104
August	4,740	4,945
September	5,622	5,986
October	6,844	
November	8,112	
December	8,705	
January	10,227	
February	11,548	
March	12,780	
April	13,346	
May	13,349	
June	13,350	

QUALITY

	Quantity	Base Number	Contract	AT	Region	England
% of FP17s for the same patient ID Re-attending within 3 months - Children	43	779	5.5%	9.2%	10.8%	11.5%
% of FP17s for the same patient ID Re-attending within 3 months - Adults	211	2,251	9.4%	14.8%	15.2%	15.4%
% of FP17s for the same patient ID Re-attending between 3 & 9 months - Children	570	779	73.2%	61.5%	62.2%	59.7%
% of FP17s for the same patient ID Re-attending between 3 & 9 months - Adults	1,754	2,251	77.9%	52.4%	52.9%	51.7%
% of FP17s for Band 1 Urgent Courses	134	2,785	4.8%	9.3%	9.7%	9.2%
% of FP17s Relating to Free Repair or Replacements	39	2,785	1.4%	0.5%	0.6%	0.7%
% of FP17s Relating to Continuations	2	2,785	0.1%	0.7%	0.7%	0.8%
% of Patients satisfied with the dentistry they have received	1	1	N/A	93.6%	93.6%	93.5%
% of Patients satisfied with the time they had to wait for an appointment	0	1	N/A	88.5%	86.3%	87.4%

* This is based on patients treated on this contract for their most recent course of treatment.

Figures in italics indicate the base number of FP17s or Patient Questionnaire responses are less than 100. N/A is shown where the base number of responses is less than 10 during the period. % is calculated as Quantity/Base number*100

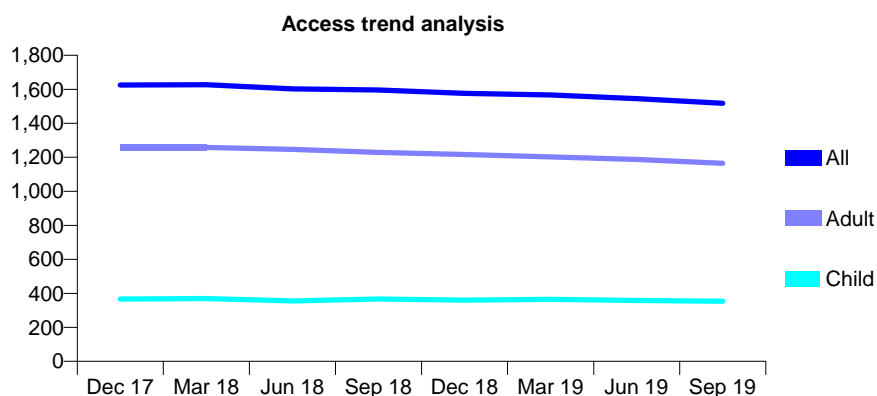
Q68 - Vital Signs At a Glance Contract Report for 164747/0001 - September 2019

Name or company name	Ferring Dental Practice Ltd
Contract type name	GDS Contract
Purpose of contract	General
Contract start date	01/11/2011
Contract end date	

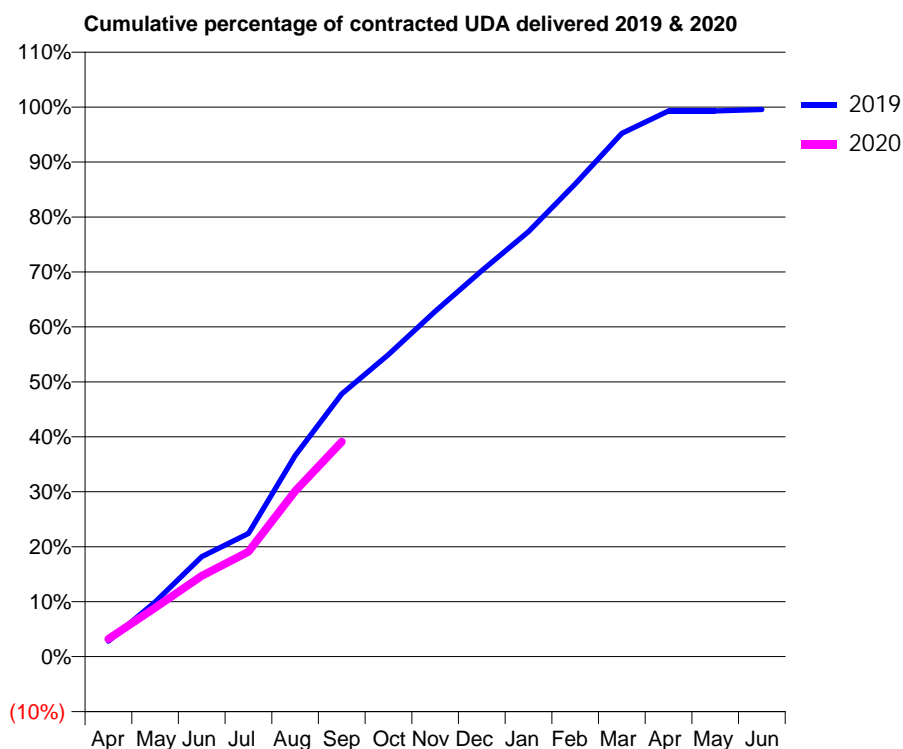
19/20 Contracted general activity (UDA)	5,340
Carry forward general activity (UDA)	24
19/20 Contracted orthodontic activity (UOA)	0
Carry forward orthodontic activity (UOA)	0
Baseline contract value	£135,135.10

ACCESS*

Patients seen in 24 months	Total	Change since previous quarter
Quarter ending September 2018	1,596	
Quarter ending December 2018	1,576	↓
Quarter ending March 2019	1,567	→
Quarter ending June 2019	1,545	↓
Quarter ending September 2019	1,518	↓
Variance since September 2018	(4.9%)	↓



ACTIVITY



Month	Adjusted Scheduled Activity (UDA)	
	2019	2020
April	150	171
May	532	475
June	971	784
July	1,196	1,019
August	1,954	1,609
September	2,553	2,088
October	2,935	
November	3,356	
December	3,750	
January	4,129	
February	4,593	
March	5,084	
April	5,302	
May	5,303	
June	5,316	

QUALITY

	Quantity	Base Number	Contract	AT	Region	England
% of FP17s for the same patient ID Re-attending within 3 months - Children	7	267	2.6%	9.2%	10.8%	11.5%
% of FP17s for the same patient ID Re-attending within 3 months - Adults	107	886	12.1%	14.8%	15.2%	15.4%
% of FP17s for the same patient ID Re-attending between 3 & 9 months - Children	194	267	72.7%	61.5%	62.2%	59.7%
% of FP17s for the same patient ID Re-attending between 3 & 9 months - Adults	601	886	67.8%	52.4%	52.9%	51.7%
% of FP17s for Band 1 Urgent Courses	87	1,056	8.2%	9.3%	9.7%	9.2%
% of FP17s Relating to Free Repair or Replacements	2	1,056	0.2%	0.5%	0.6%	0.7%
% of FP17s Relating to Continuations	2	1,056	0.2%	0.7%	0.7%	0.8%
% of Patients satisfied with the dentistry they have received	0	0	N/A	93.6%	93.6%	93.5%
% of Patients satisfied with the time they had to wait for an appointment	0	0	N/A	88.5%	86.3%	87.4%

* This is based on patients treated on this contract for their most recent course of treatment. Figures in italics indicate the base number of FP17s or Patient Questionnaire responses are less than 100. N/A is shown where the base number of responses is less than 10 during the period. % is calculated as Quantity/Base number*100

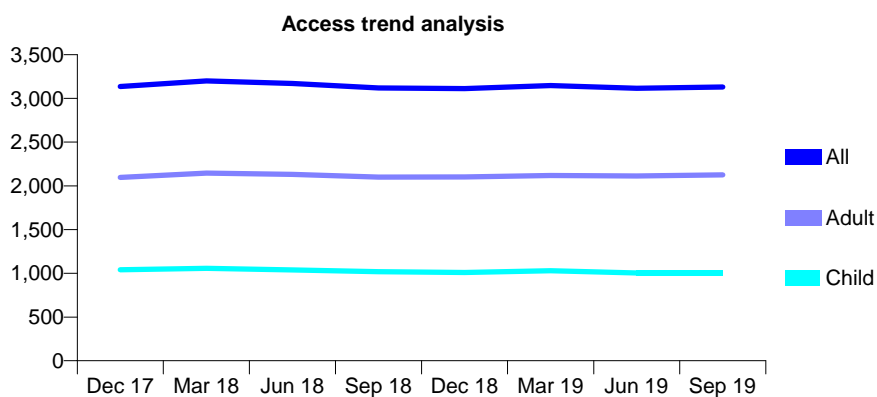
Q68 - Vital Signs At a Glance Contract Report for 165786/0001 - September 2019

Name or company name	Mr A Mykoniatis and Mr S Kolonidis
Contract type name	GDS Contract
Purpose of contract	General
Contract start date	06/04/2015
Contract end date	

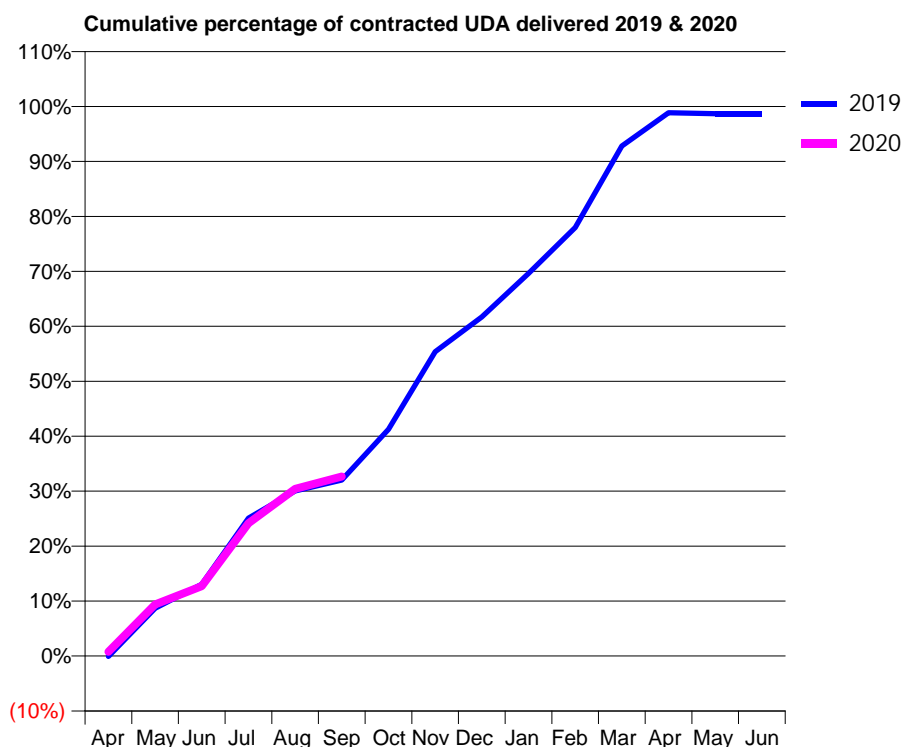
19/20 Contracted general activity (UDA)	12,500
Carry forward general activity (UDA)	164
19/20 Contracted orthodontic activity (UOA)	0
Carry forward orthodontic activity (UOA)	0
Baseline contract value	£299,928.62

ACCESS*

Patients seen in 24 months	Total	Change since previous quarter
Quarter ending September 2018	3,119	
Quarter ending December 2018	3,112	→
Quarter ending March 2019	3,147	→
Quarter ending June 2019	3,117	→
Quarter ending September 2019	3,130	→
Variance since September 2018	0.4%	→



ACTIVITY



Month	Adjusted Scheduled Activity (UDA)	
	2019	2020
April	-12	95
May	1,087	1,175
June	1,632	1,588
July	3,135	3,019
August	3,753	3,802
September	4,004	4,086
October	5,155	
November	6,922	
December	7,712	
January	8,701	
February	9,746	
March	11,597	
April	12,356	
May	12,335	
June	12,336	

QUALITY

	Quantity	Base Number	Contract	AT	Region	England
% of FP17s for the same patient ID Re-attending within 3 months - Children	56	758	7.4%	9.2%	10.8%	11.5%
% of FP17s for the same patient ID Re-attending within 3 months - Adults	193	1,474	13.1%	14.8%	15.2%	15.4%
% of FP17s for the same patient ID Re-attending between 3 & 9 months - Children	547	758	72.2%	61.5%	62.2%	59.7%
% of FP17s for the same patient ID Re-attending between 3 & 9 months - Adults	988	1,474	67.0%	52.4%	52.9%	51.7%
% of FP17s for Band 1 Urgent Courses	193	1,964	9.8%	9.3%	9.7%	9.2%
% of FP17s Relating to Free Repair or Replacements	14	1,964	0.7%	0.5%	0.6%	0.7%
% of FP17s Relating to Continuations	1	1,964	0.1%	0.7%	0.7%	0.8%
% of Patients satisfied with the dentistry they have received	1	1	N/A	93.6%	93.6%	93.5%
% of Patients satisfied with the time they had to wait for an appointment	1	1	N/A	88.5%	86.3%	87.4%

* This is based on patients treated on this contract for their most recent course of treatment. Figures in italics indicate the base number of FP17s or Patient Questionnaire responses are less than 100. N/A is shown where the base number of responses is less than 10 during the period. % is calculated as Quantity/Base number*100

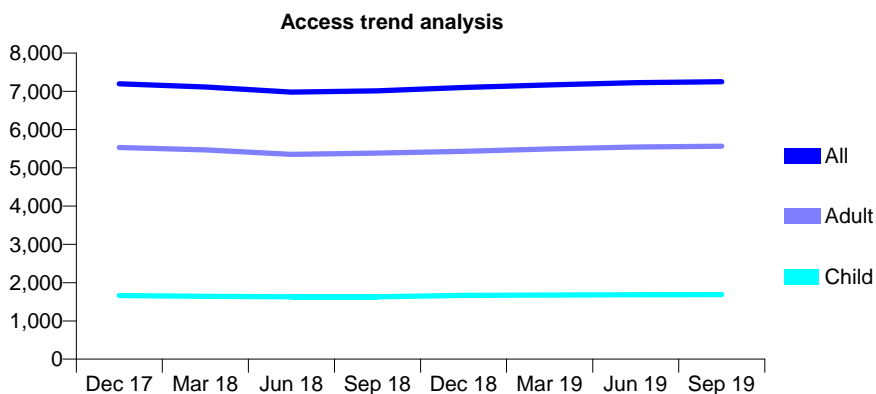
Q68 - Vital Signs At a Glance Contract Report for 166030/0001 - September 2019

Name or company name	Cranleigh Practice Ltd
Contract type name	GDS Contract
Purpose of contract	General
Contract start date	01/04/2008
Contract end date	

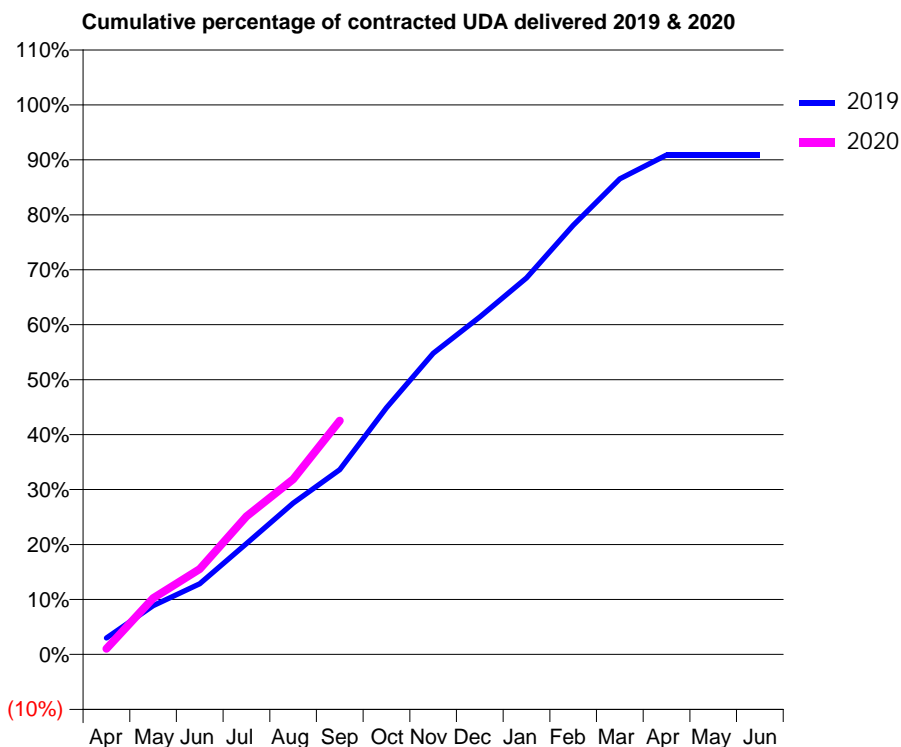
19/20 Contracted general activity (UDA)	18,581
Carry forward general activity (UDA)	533
19/20 Contracted orthodontic activity (UOA)	0
Carry forward orthodontic activity (UOA)	0
Baseline contract value	£504,772.64

ACCESS*

Patients seen in 24 months	Total	Change since previous quarter
Quarter ending September 2018	7,011	
Quarter ending December 2018	7,100	→
Quarter ending March 2019	7,170	→
Quarter ending June 2019	7,227	→
Quarter ending September 2019	7,253	→
Variance since September 2018	3.5%	↑



ACTIVITY



Month	2019	2020
April	556	189
May	1,648	1,900
June	2,391	2,888
July	3,751	4,669
August	5,117	5,921
September	6,246	7,901
October	8,338	
November	10,185	
December	11,412	
January	12,730	
February	14,513	
March	16,076	
April	16,883	
May	16,886	
June	16,886	

QUALITY

	Quantity	Base Number	Contract	AT	Region	England
% of FP17s for the same patient ID Re-attending within 3 months - Children	38	1,219	3.1%	9.2%	10.8%	11.5%
% of FP17s for the same patient ID Re-attending within 3 months - Adults	337	3,877	8.7%	14.8%	15.2%	15.4%
% of FP17s for the same patient ID Re-attending between 3 & 9 months - Children	839	1,219	68.8%	61.5%	62.2%	59.7%
% of FP17s for the same patient ID Re-attending between 3 & 9 months - Adults	2,523	3,877	65.1%	52.4%	52.9%	51.7%
% of FP17s for Band 1 Urgent Courses	202	4,475	4.5%	9.3%	9.7%	9.2%
% of FP17s Relating to Free Repair or Replacements	8	4,475	0.2%	0.5%	0.6%	0.7%
% of FP17s Relating to Continuations	47	4,475	1.1%	0.7%	0.7%	0.8%
% of Patients satisfied with the dentistry they have received	2	2	N/A	93.6%	93.6%	93.5%
% of Patients satisfied with the time they had to wait for an appointment	2	2	N/A	88.5%	86.3%	87.4%

* This is based on patients treated on this contract for their most recent course of treatment. Figures in italics indicate the base number of FP17s or Patient Questionnaire responses are less than 100. N/A is shown where the base number of responses is less than 10 during the period. % is calculated as Quantity/Base number*100

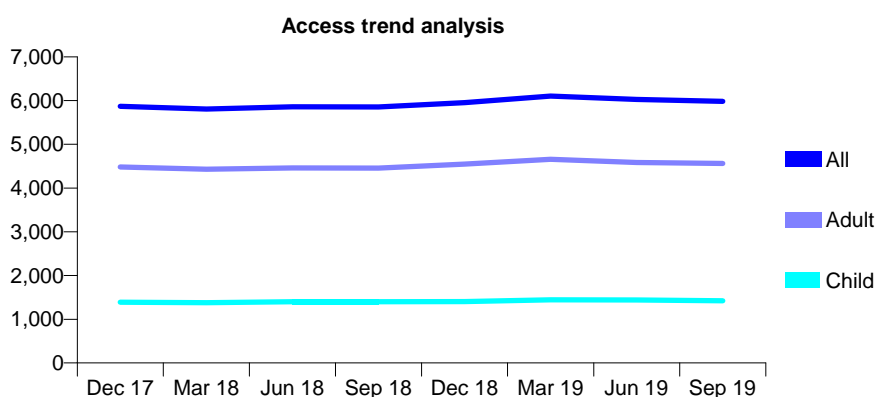
Q68 - Vital Signs At a Glance Contract Report for 166782/0001 - September 2019

Name or company name	Alfa Dental Ltd
Contract type name	GDS Contract
Purpose of contract	General
Contract start date	01/08/2007
Contract end date	

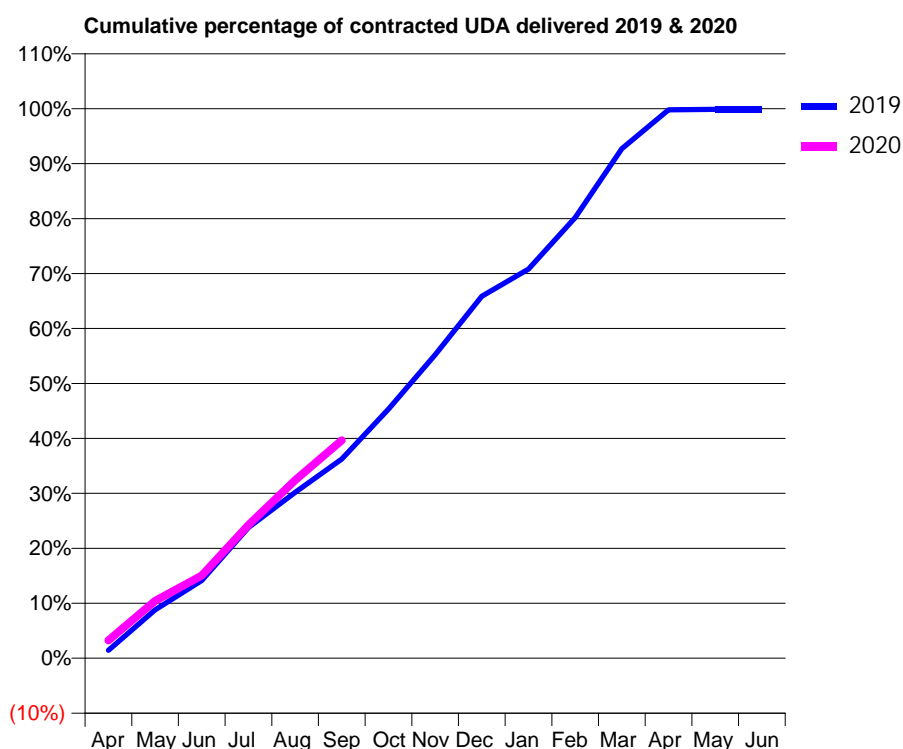
19/20 Contracted general activity (UDA)	20,646
Carry forward general activity (UDA)	26
19/20 Contracted orthodontic activity (UOA)	0
Carry forward orthodontic activity (UOA)	0
Baseline contract value	£653,053.89

ACCESS*

Patients seen in 24 months	Total	Change since previous quarter
Quarter ending September 2018	5,855	
Quarter ending December 2018	5,953	→
Quarter ending March 2019	6,103	↑
Quarter ending June 2019	6,027	↓
Quarter ending September 2019	5,984	→
Variance since September 2018	2.2%	↑



ACTIVITY



Month	2019	2020
April	298	672
May	1,822	2,157
June	2,919	3,110
July	4,908	5,008
August	6,233	6,689
September	7,483	8,182
October	9,358	
November	11,407	
December	13,597	
January	14,619	
February	16,555	
March	19,141	
April	20,604	
May	20,617	
June	20,619	

QUALITY

	Quantity	Base Number	Contract	AT	Region	England
% of FP17s for the same patient ID Re-attending within 3 months - Children	71	999	7.1%	9.2%	10.8%	11.5%
% of FP17s for the same patient ID Re-attending within 3 months - Adults	350	2,772	12.6%	14.8%	15.2%	15.4%
% of FP17s for the same patient ID Re-attending between 3 & 9 months - Children	578	999	57.9%	61.5%	62.2%	59.7%
% of FP17s for the same patient ID Re-attending between 3 & 9 months - Adults	1,385	2,772	50.0%	52.4%	52.9%	51.7%
% of FP17s for Band 1 Urgent Courses	270	3,340	8.1%	9.3%	9.7%	9.2%
% of FP17s Relating to Free Repair or Replacements	12	3,340	0.4%	0.5%	0.6%	0.7%
% of FP17s Relating to Continuations	20	3,340	0.6%	0.7%	0.7%	0.8%
% of Patients satisfied with the dentistry they have received	3	3	N/A	93.6%	93.6%	93.5%
% of Patients satisfied with the time they had to wait for an appointment	3	3	N/A	88.5%	86.3%	87.4%

* This is based on patients treated on this contract for their most recent course of treatment.

Figures in italics indicate the base number of FP17s or Patient Questionnaire responses are less than 100. N/A is shown where the base number of responses is less than 10 during the period. % is calculated as Quantity/Base number*100

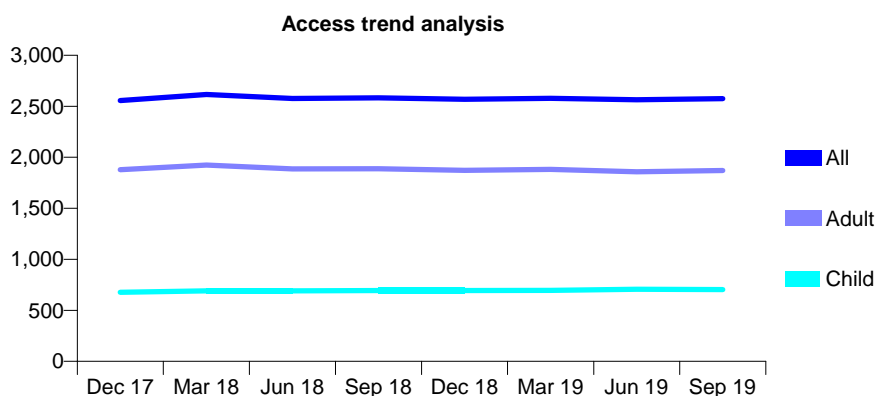
Q68 - Vital Signs At a Glance Contract Report for 166782/0002 - September 2019

Name or company name	Alfa Dental Ltd
Contract type name	GDS Contract
Purpose of contract	General
Contract start date	01/08/2007
Contract end date	

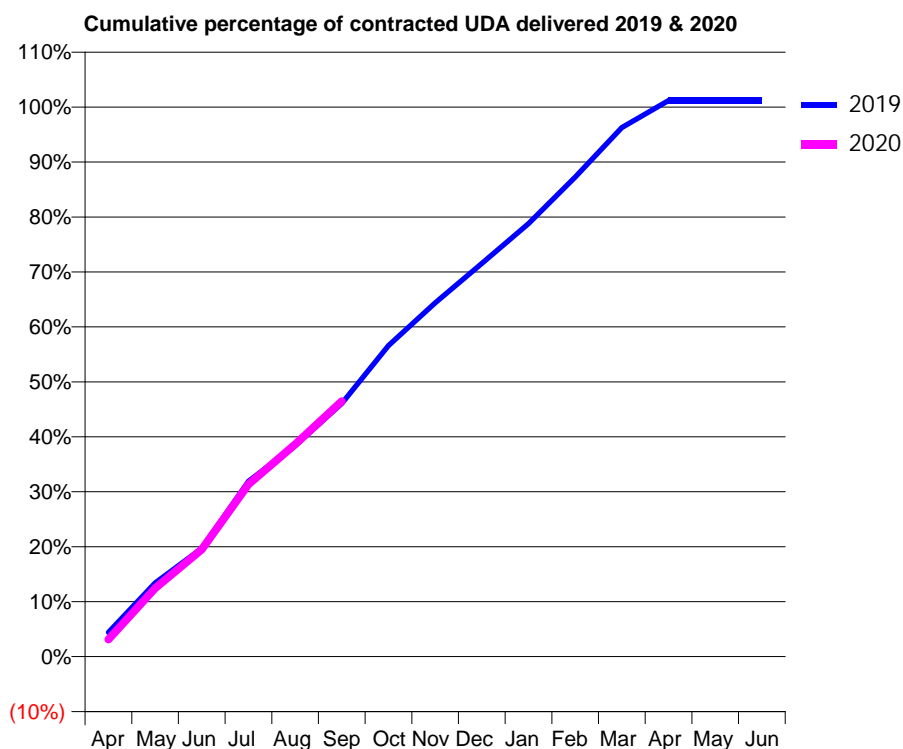
19/20 Contracted general activity (UDA)	9,694
Carry forward general activity (UDA)	0
19/20 Contracted orthodontic activity (UOA)	0
Carry forward orthodontic activity (UOA)	0
Baseline contract value	£430,053.80

ACCESS*

Patients seen in 24 months	Total	Change since previous quarter
Quarter ending September 2018	2,582	
Quarter ending December 2018	2,568	→
Quarter ending March 2019	2,578	→
Quarter ending June 2019	2,564	→
Quarter ending September 2019	2,574	→
Variance since September 2018	(0.3%)	→



ACTIVITY



Month	Adjusted Scheduled Activity (UDA)	
	2019	2020
April	426	306
May	1,299	1,209
June	1,910	1,890
July	3,092	3,039
August	3,722	3,746
September	4,466	4,504
October	5,487	
November	6,239	
December	6,936	
January	7,637	
February	8,460	
March	9,332	
April	9,809	
May	9,808	
June	9,809	

QUALITY

	Quantity	Base Number	Contract	AT	Region	England
% of FP17s for the same patient ID Re-attending within 3 months - Children	21	522	4.0%	9.2%	10.8%	11.5%
% of FP17s for the same patient ID Re-attending within 3 months - Adults	170	1,393	12.2%	14.8%	15.2%	15.4%
% of FP17s for the same patient ID Re-attending between 3 & 9 months - Children	255	522	48.9%	61.5%	62.2%	59.7%
% of FP17s for the same patient ID Re-attending between 3 & 9 months - Adults	531	1,393	38.1%	52.4%	52.9%	51.7%
% of FP17s for Band 1 Urgent Courses	150	1,745	8.6%	9.3%	9.7%	9.2%
% of FP17s Relating to Free Repair or Replacements	2	1,745	0.1%	0.5%	0.6%	0.7%
% of FP17s Relating to Continuations	8	1,745	0.5%	0.7%	0.7%	0.8%
% of Patients satisfied with the dentistry they have received	0	0	N/A	93.6%	93.6%	93.5%
% of Patients satisfied with the time they had to wait for an appointment	0	0	N/A	88.5%	86.3%	87.4%

* This is based on patients treated on this contract for their most recent course of treatment. Figures in italics indicate the base number of FP17s or Patient Questionnaire responses are less than 100. N/A is shown where the base number of responses is less than 10 during the period. % is calculated as Quantity/Base number*100

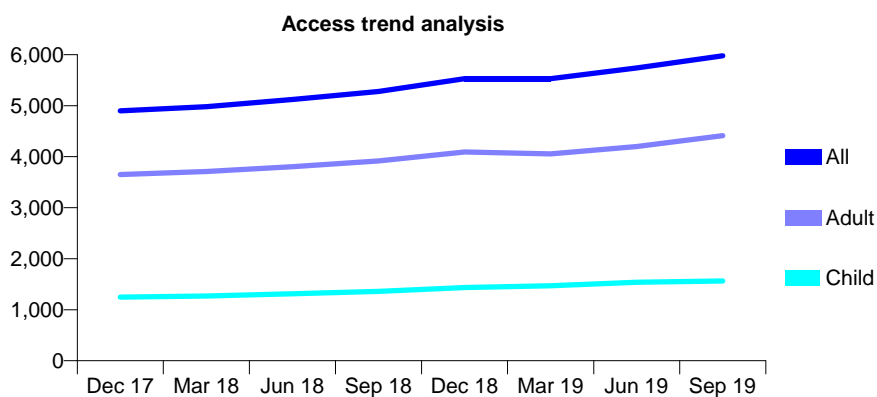
Q68 - Vital Signs At a Glance Contract Report for 166960/0001 - September 2019

Name or company name	Dumbledore Dental Care Ltd
Contract type name	GDS Contract
Purpose of contract	General
Contract start date	01/04/2008
Contract end date	

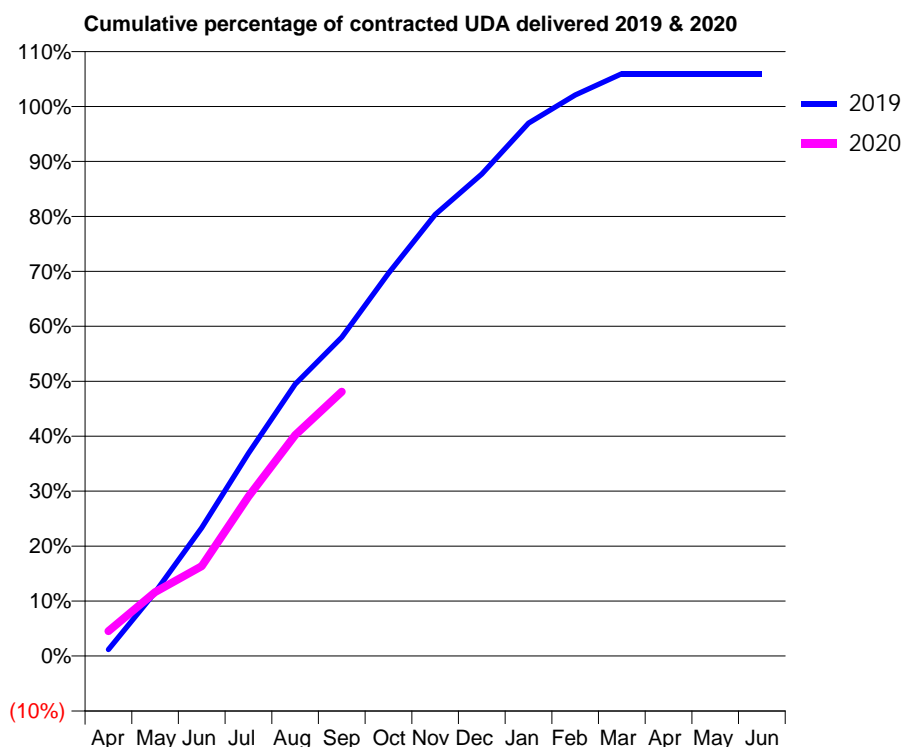
19/20 Contracted general activity (UDA)	13,000
Carry forward general activity (UDA)	0
19/20 Contracted orthodontic activity (UOA)	0
Carry forward orthodontic activity (UOA)	0
Baseline contract value	£350,511.28

ACCESS*

Patients seen in 24 months	Total	Change since previous quarter
Quarter ending September 2018	5,280	
Quarter ending December 2018	5,529	↑
Quarter ending March 2019	5,527	→
Quarter ending June 2019	5,740	↑
Quarter ending September 2019	5,978	↑
Variance since September 2018	13.2%	↑



ACTIVITY



Month	Adjusted Scheduled Activity (UDA)	
	2019	2020
April	152	590
May	1,510	1,513
June	3,036	2,126
July	4,795	3,772
August	6,432	5,224
September	7,539	6,254
October	9,057	
November	10,445	
December	11,398	
January	12,604	
February	13,270	
March	13,775	
April	13,775	
May	13,775	
June	13,775	

QUALITY

	Quantity	Base Number	Contract	AT	Region	England
% of FP17s for the same patient ID Re-attending within 3 months - Children	48	1,038	4.6%	9.2%	10.8%	11.5%
% of FP17s for the same patient ID Re-attending within 3 months - Adults	181	2,517	7.2%	14.8%	15.2%	15.4%
% of FP17s for the same patient ID Re-attending between 3 & 9 months - Children	637	1,038	61.4%	61.5%	62.2%	59.7%
% of FP17s for the same patient ID Re-attending between 3 & 9 months - Adults	1,080	2,517	42.9%	52.4%	52.9%	51.7%
% of FP17s for Band 1 Urgent Courses	396	3,555	11.1%	9.3%	9.7%	9.2%
% of FP17s Relating to Free Repair or Replacements	0	3,555	0.0%	0.5%	0.6%	0.7%
% of FP17s Relating to Continuations	3	3,555	0.1%	0.7%	0.7%	0.8%
% of Patients satisfied with the dentistry they have received	9	9	N/A	93.6%	93.6%	93.5%
% of Patients satisfied with the time they had to wait for an appointment	9	9	N/A	88.5%	86.3%	87.4%

* This is based on patients treated on this contract for their most recent course of treatment. Figures in italics indicate the base number of FP17s or Patient Questionnaire responses are less than 100. N/A is shown where the base number of responses is less than 10 during the period. % is calculated as Quantity/Base number*100

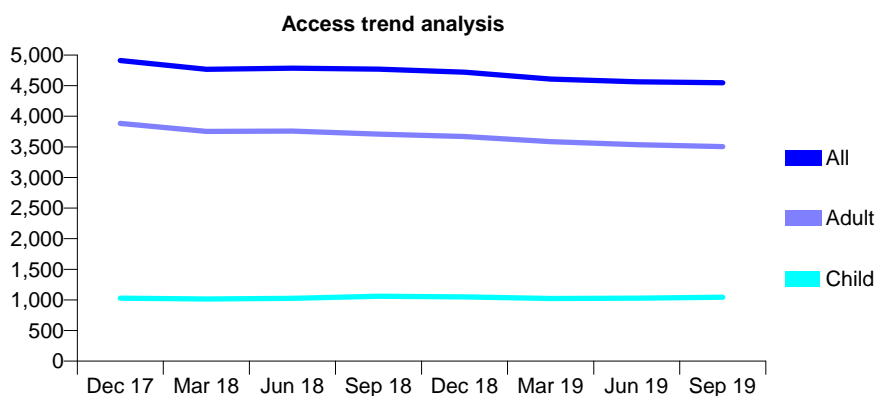
Q68 - Vital Signs At a Glance Contract Report for 167525/0001 - September 2019

Name or company name	Brunswick Practice Ltd
Contract type name	GDS Contract
Purpose of contract	General
Contract start date	01/08/2007
Contract end date	

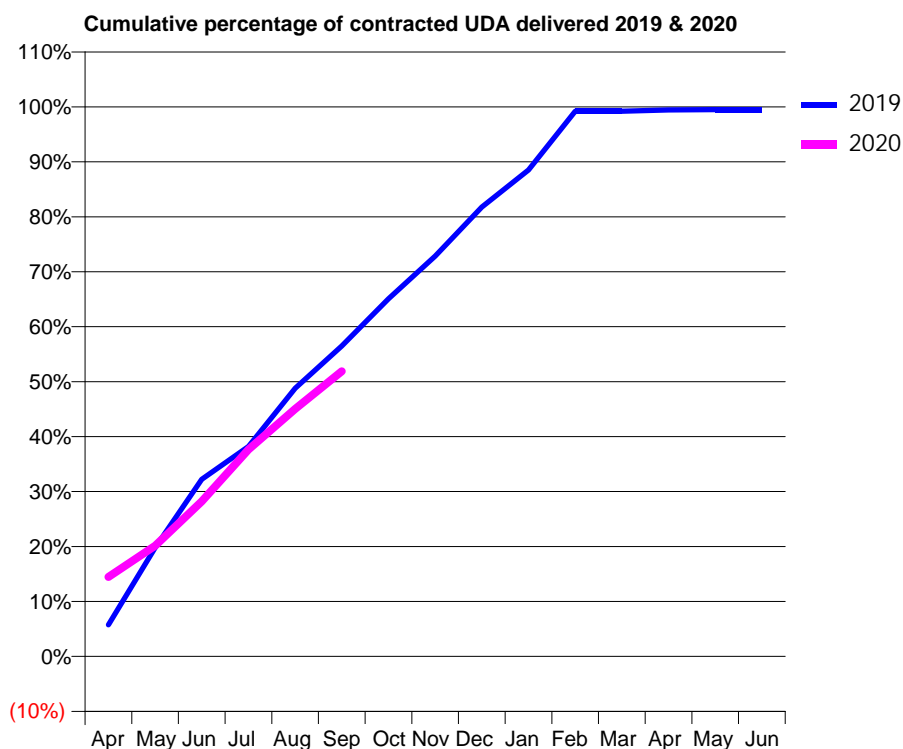
19/20 Contracted general activity (UDA)	14,742
Carry forward general activity (UDA)	71
19/20 Contracted orthodontic activity (UOA)	0
Carry forward orthodontic activity (UOA)	0
Baseline contract value	£483,423.02

ACCESS*

Patients seen in 24 months	Total	Change since previous quarter
Quarter ending September 2018	4,771	
Quarter ending December 2018	4,720	↓
Quarter ending March 2019	4,609	↓
Quarter ending June 2019	4,563	→
Quarter ending September 2019	4,549	→
Variance since September 2018	(4.7%)	↓



ACTIVITY



Month	Adjusted Scheduled Activity (UDA)	
	2019	2020
April	850	2,129
May	2,916	2,972
June	4,750	4,158
July	5,629	5,550
August	7,192	6,642
September	8,327	7,652
October	9,592	
November	10,742	
December	12,055	
January	13,049	
February	14,624	
March	14,624	
April	14,657	
May	14,670	
June	14,670	

QUALITY

	Quantity	Base Number	Contract	AT	Region	England
% of FP17s for the same patient ID Re-attending within 3 months - Children	68	769	8.8%	9.2%	10.8%	11.5%
% of FP17s for the same patient ID Re-attending within 3 months - Adults	302	2,166	13.9%	14.8%	15.2%	15.4%
% of FP17s for the same patient ID Re-attending between 3 & 9 months - Children	282	769	36.7%	61.5%	62.2%	59.7%
% of FP17s for the same patient ID Re-attending between 3 & 9 months - Adults	733	2,166	33.8%	52.4%	52.9%	51.7%
% of FP17s for Band 1 Urgent Courses	305	2,924	10.4%	9.3%	9.7%	9.2%
% of FP17s Relating to Free Repair or Replacements	14	2,924	0.5%	0.5%	0.6%	0.7%
% of FP17s Relating to Continuations	10	2,924	0.3%	0.7%	0.7%	0.8%
% of Patients satisfied with the dentistry they have received	0	1	N/A	93.6%	93.6%	93.5%
% of Patients satisfied with the time they had to wait for an appointment	0	1	N/A	88.5%	86.3%	87.4%

* This is based on patients treated on this contract for their most recent course of treatment. Figures in italics indicate the base number of FP17s or Patient Questionnaire responses are less than 100. N/A is shown where the base number of responses is less than 10 during the period. % is calculated as Quantity/Base number*100

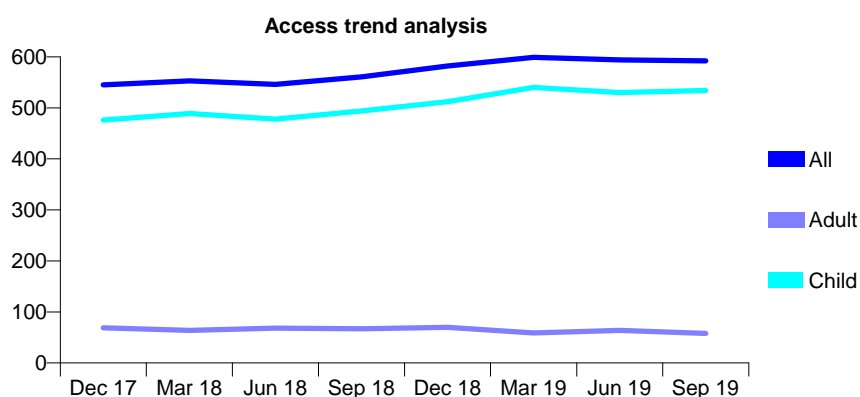
Q68 - Vital Signs At a Glance Contract Report for 167835/0001 - September 2019

Name or company name	MDS Dental Care
Contract type name	GDS Contract
Purpose of contract	General
Contract start date	01/09/2009
Contract end date	

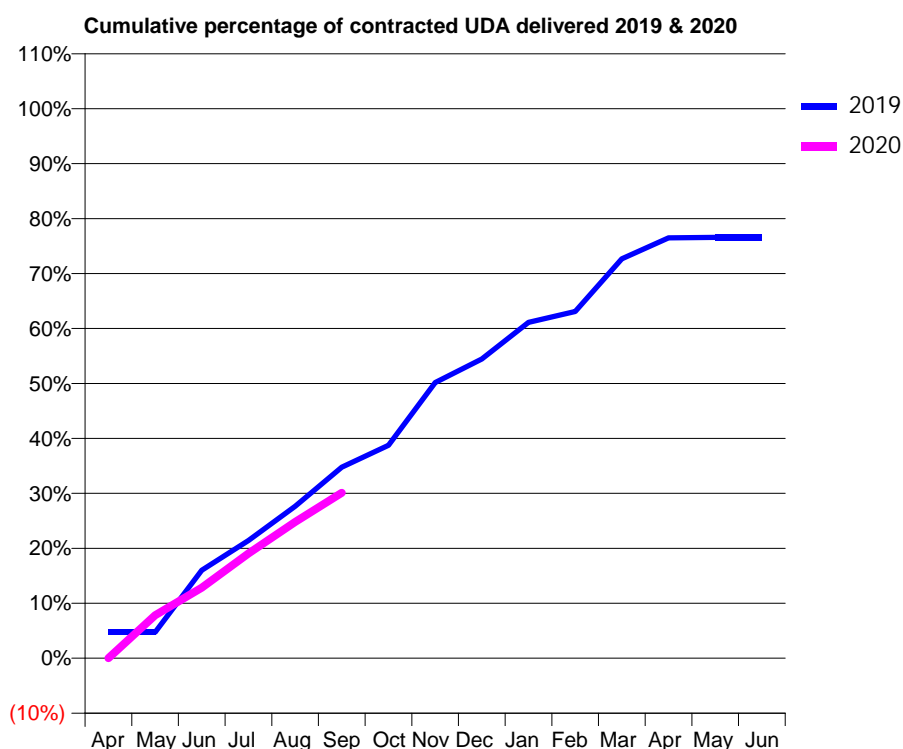
19/20 Contracted general activity (UDA)	1,460
Carry forward general activity (UDA)	0
19/20 Contracted orthodontic activity (UOA)	0
Carry forward orthodontic activity (UOA)	0
Baseline contract value	£51,957.59

ACCESS*

Patients seen in 24 months	Total	Change since previous quarter
Quarter ending September 2018	561	
Quarter ending December 2018	582	↑
Quarter ending March 2019	599	↑
Quarter ending June 2019	594	→
Quarter ending September 2019	592	→
Variance since September 2018	5.5%	↑



ACTIVITY



Month	2019	2020
April	69	0
May	69	114
June	234	187
July	313	278
August	404	362
September	508	440
October	566	
November	732	
December	795	
January	892	
February	921	
March	1,061	
April	1,117	
May	1,118	
June	1,118	

QUALITY

	Quantity	Base Number	Contract	AT	Region	England
% of FP17s for the same patient ID Re-attending within 3 months - Children	17	330	5.2%	9.2%	10.8%	11.5%
% of FP17s for the same patient ID Re-attending within 3 months - Adults	0	0	N/A	14.8%	15.2%	15.4%
% of FP17s for the same patient ID Re-attending between 3 & 9 months - Children	187	330	56.7%	61.5%	62.2%	59.7%
% of FP17s for the same patient ID Re-attending between 3 & 9 months - Adults	0	0	N/A	52.4%	52.9%	51.7%
% of FP17s for Band 1 Urgent Courses	8	298	2.7%	9.3%	9.7%	9.2%
% of FP17s Relating to Free Repair or Replacements	0	298	0.0%	0.5%	0.6%	0.7%
% of FP17s Relating to Continuations	1	298	0.3%	0.7%	0.7%	0.8%
% of Patients satisfied with the dentistry they have received	0	0	N/A	93.6%	93.6%	93.5%
% of Patients satisfied with the time they had to wait for an appointment	0	0	N/A	88.5%	86.3%	87.4%

* This is based on patients treated on this contract for their most recent course of treatment.

Figures in italics indicate the base number of FP17s or Patient Questionnaire responses are less than 100. N/A is shown where the base number of responses is less than 10 during the period. % is calculated as Quantity/Base number*100

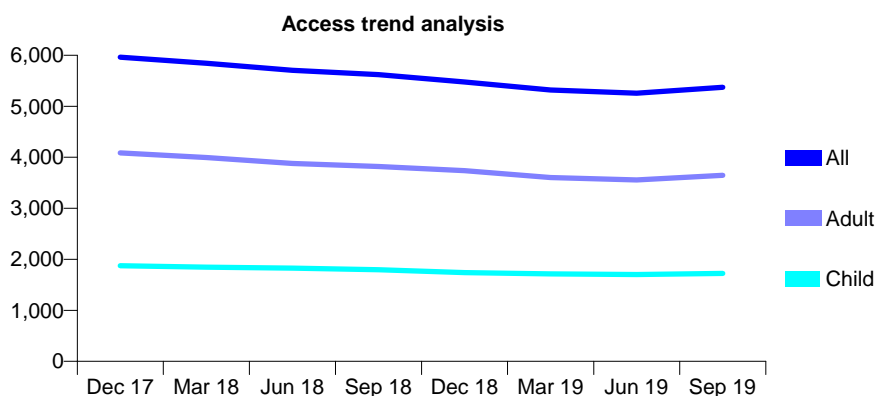
Q68 - Vital Signs At a Glance Contract Report for 168319/0001 - September 2019

Name or company name	S Cowley, R Ingham and J Angelo
Contract type name	GDS Contract
Purpose of contract	General
Contract start date	01/04/2013
Contract end date	

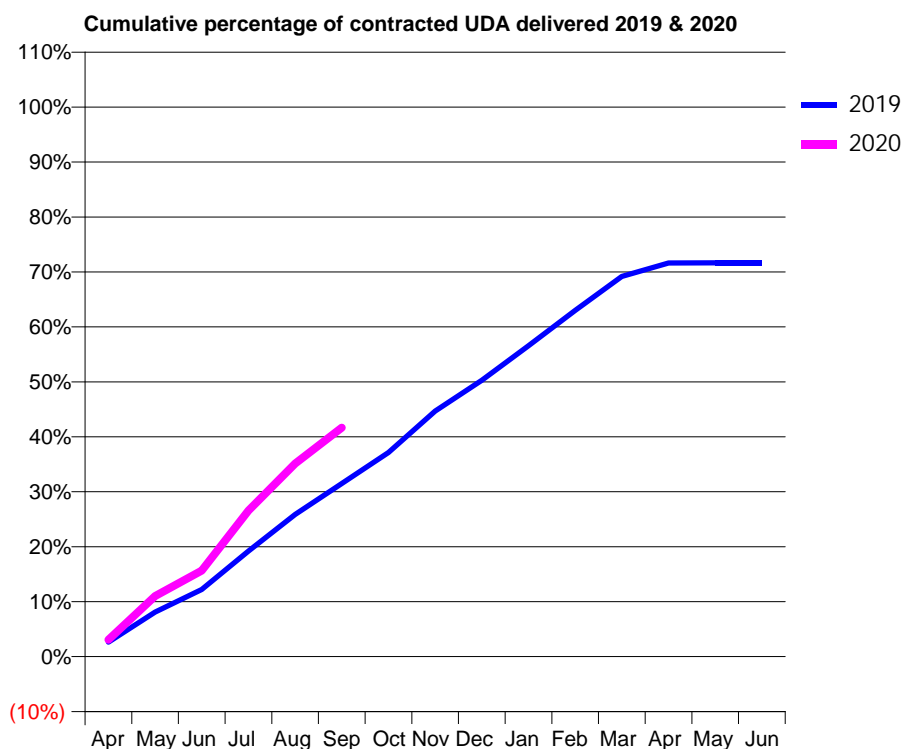
19/20 Contracted general activity (UDA)	18,083
Carry forward general activity (UDA)	0
19/20 Contracted orthodontic activity (UOA)	0
Carry forward orthodontic activity (UOA)	0
Baseline contract value	£480,172.16

ACCESS*

Patients seen in 24 months	Total	Change since previous quarter
Quarter ending September 2018	5,619	
Quarter ending December 2018	5,475	↓
Quarter ending March 2019	5,318	↓
Quarter ending June 2019	5,256	↓
Quarter ending September 2019	5,370	↑
Variance since September 2018	(4.4%)	↓



ACTIVITY



Month	Adjusted Scheduled Activity (UDA)	
	2019	2020
April	475	555
May	1,469	1,995
June	2,208	2,834
July	3,471	4,807
August	4,682	6,356
September	5,692	7,534
October	6,715	
November	8,083	
December	9,095	
January	10,230	
February	11,394	
March	12,507	
April	12,953	
May	12,957	
June	12,957	

QUALITY

	Quantity	Base Number	Contract	AT	Region	England
% of FP17s for the same patient ID Re-attending within 3 months - Children	71	1,177	6.0%	9.2%	10.8%	11.5%
% of FP17s for the same patient ID Re-attending within 3 months - Adults	385	2,455	15.7%	14.8%	15.2%	15.4%
% of FP17s for the same patient ID Re-attending between 3 & 9 months - Children	543	1,177	46.1%	61.5%	62.2%	59.7%
% of FP17s for the same patient ID Re-attending between 3 & 9 months - Adults	1,070	2,455	43.6%	52.4%	52.9%	51.7%
% of FP17s for Band 1 Urgent Courses	432	3,460	12.5%	9.3%	9.7%	9.2%
% of FP17s Relating to Free Repair or Replacements	6	3,460	0.2%	0.5%	0.6%	0.7%
% of FP17s Relating to Continuations	33	3,460	1.0%	0.7%	0.7%	0.8%
% of Patients satisfied with the dentistry they have received	0	0	N/A	93.6%	93.6%	93.5%
% of Patients satisfied with the time they had to wait for an appointment	0	0	N/A	88.5%	86.3%	87.4%

* This is based on patients treated on this contract for their most recent course of treatment. Figures in italics indicate the base number of FP17s or Patient Questionnaire responses are less than 100. N/A is shown where the base number of responses is less than 10 during the period. % is calculated as Quantity/Base number*100

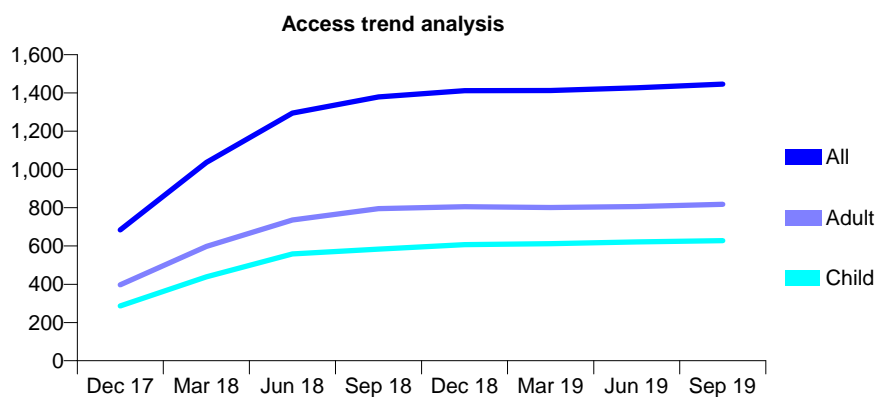
Q68 - Vital Signs At a Glance Contract Report for 168858/0001 - September 2019

Name or company name	Ms A Jawahar
Contract type name	GDS Contract
Purpose of contract	General
Contract start date	01/08/2015
Contract end date	

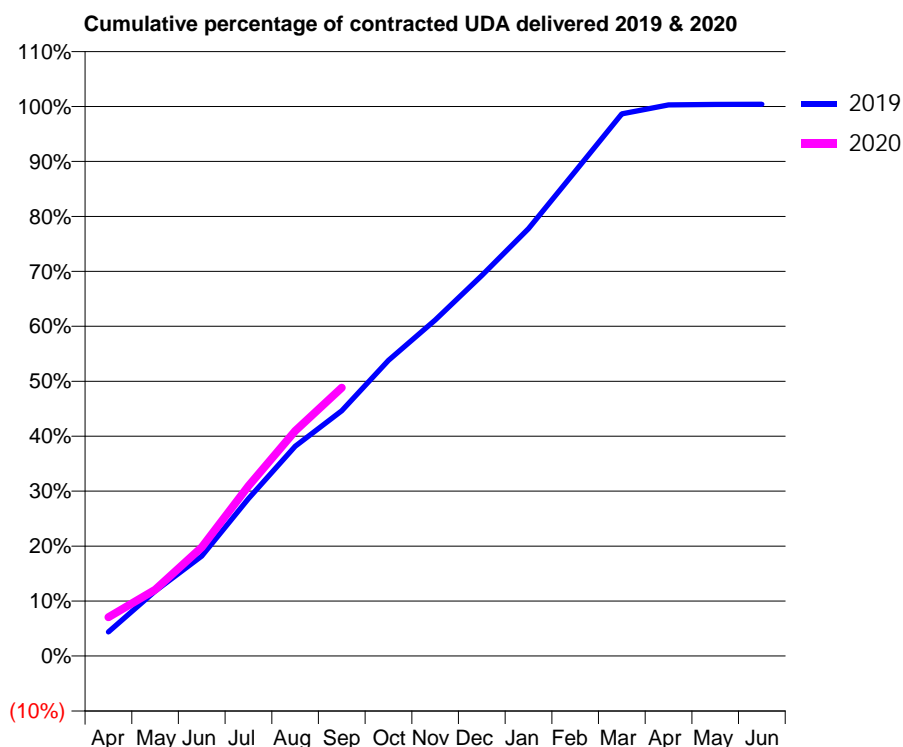
19/20 Contracted general activity (UDA)	4,410
Carry forward general activity (UDA)	0
19/20 Contracted orthodontic activity (UOA)	0
Carry forward orthodontic activity (UOA)	0
Baseline contract value	£101,067.98

ACCESS*

Patients seen in 24 months	Total	Change since previous quarter
Quarter ending September 2018	1,379	
Quarter ending December 2018	1,412	↑
Quarter ending March 2019	1,413	→
Quarter ending June 2019	1,427	→
Quarter ending September 2019	1,446	→
Variance since September 2018	4.9%	↑



ACTIVITY



Month	Adjusted Scheduled Activity (UDA)	
	2019	2020
April	193	312
May	520	532
June	802	873
July	1,264	1,365
August	1,683	1,807
September	1,968	2,154
October	2,373	
November	2,696	
December	3,053	
January	3,430	
February	3,890	
March	4,351	
April	4,422	
May	4,427	
June	4,428	

QUALITY

	Quantity	Base Number	Contract	AT	Region	England
% of FP17s for the same patient ID Re-attending within 3 months - Children	43	555	7.7%	9.2%	10.8%	11.5%
% of FP17s for the same patient ID Re-attending within 3 months - Adults	131	732	17.9%	14.8%	15.2%	15.4%
% of FP17s for the same patient ID Re-attending between 3 & 9 months - Children	379	555	68.3%	61.5%	62.2%	59.7%
% of FP17s for the same patient ID Re-attending between 3 & 9 months - Adults	461	732	63.0%	52.4%	52.9%	51.7%
% of FP17s for Band 1 Urgent Courses	75	1,230	6.1%	9.3%	9.7%	9.2%
% of FP17s Relating to Free Repair or Replacements	7	1,230	0.6%	0.5%	0.6%	0.7%
% of FP17s Relating to Continuations	2	1,230	0.2%	0.7%	0.7%	0.8%
% of Patients satisfied with the dentistry they have received	0	1	N/A	93.6%	93.6%	93.5%
% of Patients satisfied with the time they had to wait for an appointment	0	1	N/A	88.5%	86.3%	87.4%

* This is based on patients treated on this contract for their most recent course of treatment. Figures in italics indicate the base number of FP17s or Patient Questionnaire responses are less than 100. N/A is shown where the base number of responses is less than 10 during the period. % is calculated as Quantity/Base number*100

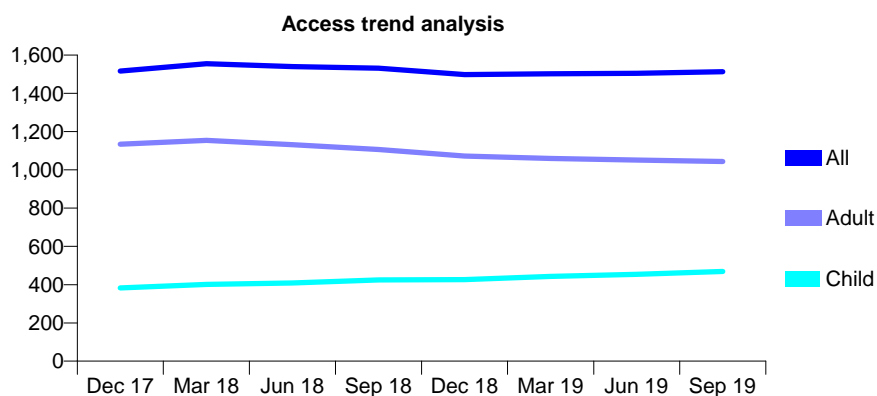
Q68 - Vital Signs At a Glance Contract Report for 169927/0002 - September 2019

Name or company name	Kings Dental Care
Contract type name	GDS Contract
Purpose of contract	General
Contract start date	01/04/2015
Contract end date	

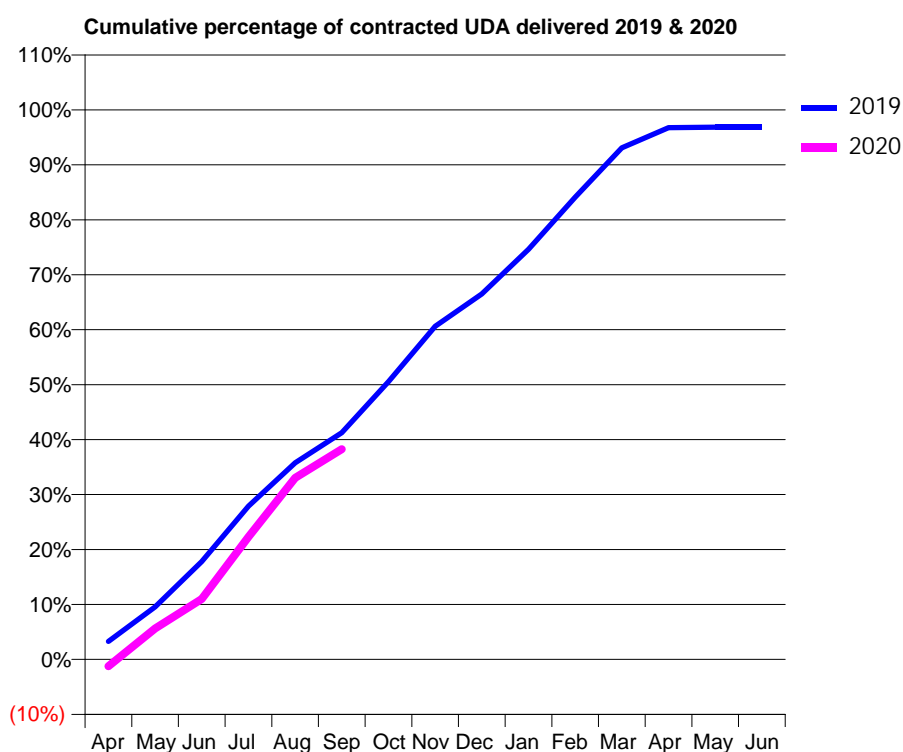
19/20 Contracted general activity (UDA)	4,840
Carry forward general activity (UDA)	153
19/20 Contracted orthodontic activity (UOA)	0
Carry forward orthodontic activity (UOA)	0
Baseline contract value	£121,676.72

ACCESS*

Patients seen in 24 months	Total	Change since previous quarter
Quarter ending September 2018	1,531	
Quarter ending December 2018	1,498	↓
Quarter ending March 2019	1,502	→
Quarter ending June 2019	1,505	→
Quarter ending September 2019	1,513	→
Variance since September 2018	(1.2%)	↓



ACTIVITY



Month	2019	2020
April	159	-61
May	463	273
June	862	533
July	1,350	1,078
August	1,732	1,599
September	1,996	1,852
October	2,446	
November	2,934	
December	3,219	
January	3,613	
February	4,072	
March	4,504	
April	4,683	
May	4,686	
June	4,686	

QUALITY

	Quantity	Base Number	Contract	AT	Region	England
% of FP17s for the same patient ID Re-attending within 3 months - Children	20	347	5.8%	9.2%	10.8%	11.5%
% of FP17s for the same patient ID Re-attending within 3 months - Adults	79	734	10.8%	14.8%	15.2%	15.4%
% of FP17s for the same patient ID Re-attending between 3 & 9 months - Children	198	347	57.1%	61.5%	62.2%	59.7%
% of FP17s for the same patient ID Re-attending between 3 & 9 months - Adults	474	734	64.6%	52.4%	52.9%	51.7%
% of FP17s for Band 1 Urgent Courses	100	994	10.1%	9.3%	9.7%	9.2%
% of FP17s Relating to Free Repair or Replacements	5	994	0.5%	0.5%	0.6%	0.7%
% of FP17s Relating to Continuations	6	994	0.6%	0.7%	0.7%	0.8%
% of Patients satisfied with the dentistry they have received	6	6	N/A	93.6%	93.6%	93.5%
% of Patients satisfied with the time they had to wait for an appointment	6	6	N/A	88.5%	86.3%	87.4%

* This is based on patients treated on this contract for their most recent course of treatment. Figures in italics indicate the base number of FP17s or Patient Questionnaire responses are less than 100. N/A is shown where the base number of responses is less than 10 during the period. % is calculated as Quantity/Base number*100

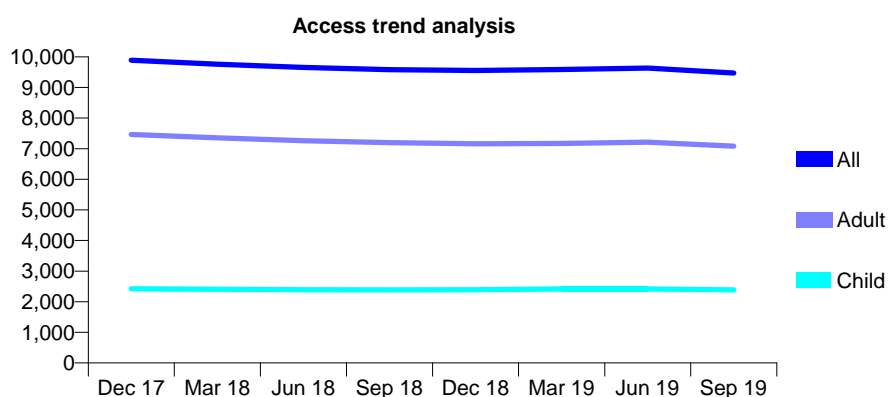
Q68 - Vital Signs At a Glance Contract Report for 170534/0002 - September 2019

Name or company name	MR P MARSDEN
Contract type name	GDS Contract
Purpose of contract	General
Contract start date	02/03/2015
Contract end date	

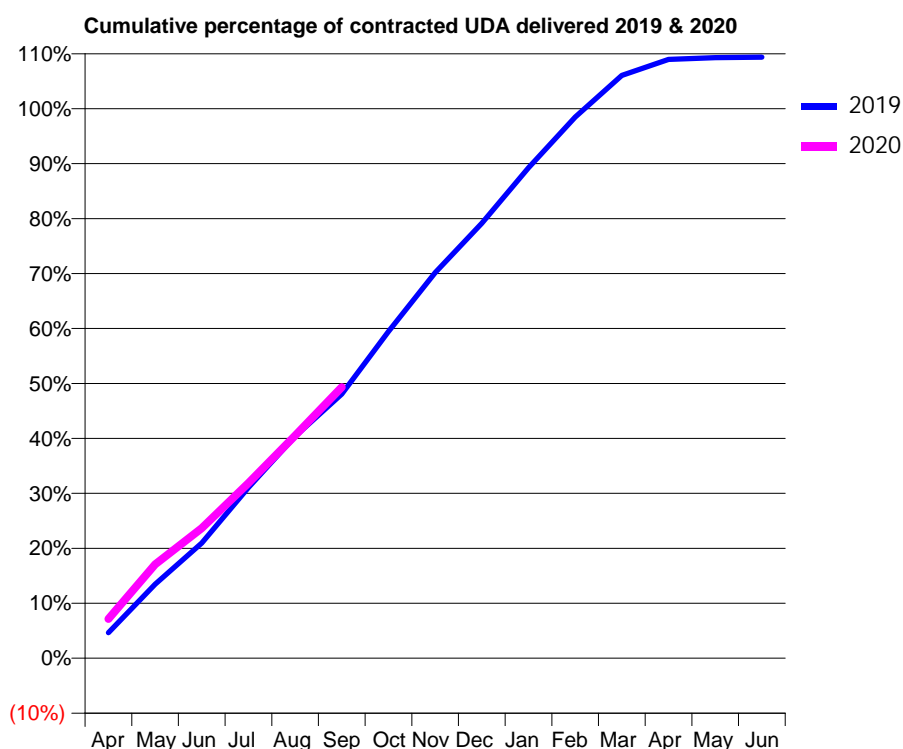
19/20 Contracted general activity (UDA)	26,000
Carry forward general activity (UDA)	0
19/20 Contracted orthodontic activity (UOA)	0
Carry forward orthodontic activity (UOA)	0
Baseline contract value	£724,905.66

ACCESS*

Patients seen in 24 months	Total	Change since previous quarter
Quarter ending September 2018	9,585	
Quarter ending December 2018	9,554	→
Quarter ending March 2019	9,589	→
Quarter ending June 2019	9,634	→
Quarter ending September 2019	9,470	↓
Variance since September 2018	(1.2%)	↓



ACTIVITY



Month	2019	2020
April	1,207	1,859
May	3,508	4,438
June	5,448	6,155
July	8,073	8,290
August	10,493	10,532
September	12,494	12,824
October	15,462	
November	18,241	
December	20,575	
January	23,206	
February	25,608	
March	27,575	
April	28,324	
May	28,417	
June	28,433	

QUALITY

	Quantity	Base Number	Contract	AT	Region	England
% of FP17s for the same patient ID Re-attending within 3 months - Children	131	1,619	8.1%	9.2%	10.8%	11.5%
% of FP17s for the same patient ID Re-attending within 3 months - Adults	797	4,798	16.6%	14.8%	15.2%	15.4%
% of FP17s for the same patient ID Re-attending between 3 & 9 months - Children	975	1,619	60.2%	61.5%	62.2%	59.7%
% of FP17s for the same patient ID Re-attending between 3 & 9 months - Adults	2,778	4,798	57.9%	52.4%	52.9%	51.7%
% of FP17s for Band 1 Urgent Courses	484	6,007	8.1%	9.3%	9.7%	9.2%
% of FP17s Relating to Free Repair or Replacements	57	6,007	0.9%	0.5%	0.6%	0.7%
% of FP17s Relating to Continuations	122	6,007	2.0%	0.7%	0.7%	0.8%
% of Patients satisfied with the dentistry they have received	5	5	N/A	93.6%	93.6%	93.5%
% of Patients satisfied with the time they had to wait for an appointment	4	5	N/A	88.5%	86.3%	87.4%

* This is based on patients treated on this contract for their most recent course of treatment.

Figures in italics indicate the base number of FP17s or Patient Questionnaire responses are less than 100. N/A is shown where the base number of responses is less than 10 during the period. % is calculated as Quantity/Base number*100

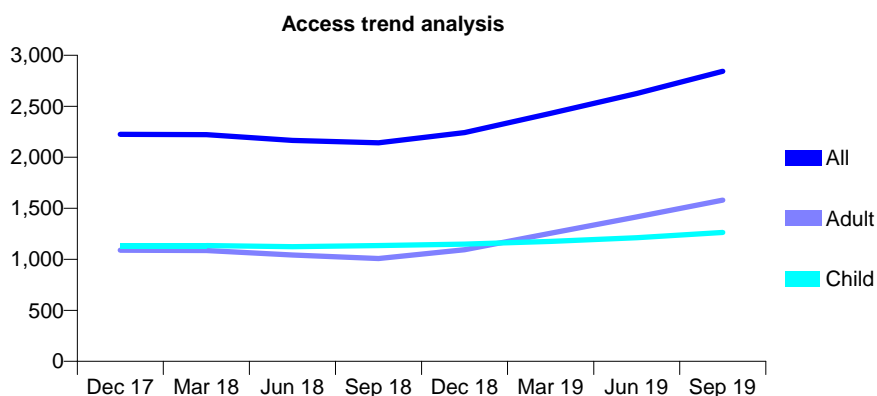
Q68 - Vital Signs At a Glance Contract Report for 171107/0001 - September 2019

Name or company name	Mr Sachin Anand & Miss Shalini Anand
Contract type name	GDS Contract
Purpose of contract	General
Contract start date	02/03/2009
Contract end date	

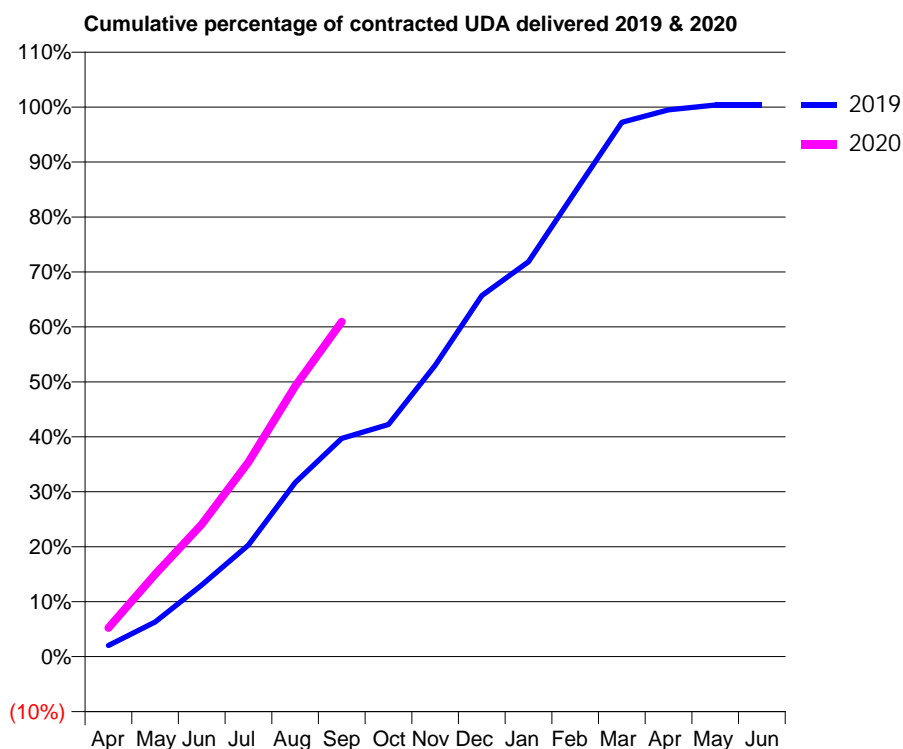
19/20 Contracted general activity (UDA)	5,855
Carry forward general activity (UDA)	0
19/20 Contracted orthodontic activity (UOA)	0
Carry forward orthodontic activity (UOA)	0
Baseline contract value	£134,695.84

ACCESS*

Patients seen in 24 months	Total	Change since previous quarter
Quarter ending September 2018	2,142	
Quarter ending December 2018	2,242	↑
Quarter ending March 2019	2,431	↑
Quarter ending June 2019	2,626	↑
Quarter ending September 2019	2,844	↑
Variance since September 2018	32.8%	↑



ACTIVITY



Month	Adjusted Scheduled Activity (UDA)	
	2019	2020
April	118	306
May	371	877
June	764	1,410
July	1,189	2,072
August	1,854	2,880
September	2,325	3,569
October	2,473	
November	3,103	
December	3,846	
January	4,207	
February	4,953	
March	5,693	
April	5,824	
May	5,877	
June	5,875	

QUALITY

	Quantity	Base Number	Contract	AT	Region	England
% of FP17s for the same patient ID Re-attending within 3 months - Children	86	946	9.1%	9.2%	10.8%	11.5%
% of FP17s for the same patient ID Re-attending within 3 months - Adults	187	1,136	16.5%	14.8%	15.2%	15.4%
% of FP17s for the same patient ID Re-attending between 3 & 9 months - Children	506	946	53.5%	61.5%	62.2%	59.7%
% of FP17s for the same patient ID Re-attending between 3 & 9 months - Adults	423	1,136	37.2%	52.4%	52.9%	51.7%
% of FP17s for Band 1 Urgent Courses	161	1,964	8.2%	9.3%	9.7%	9.2%
% of FP17s Relating to Free Repair or Replacements	28	1,964	1.4%	0.5%	0.6%	0.7%
% of FP17s Relating to Continuations	4	1,964	0.2%	0.7%	0.7%	0.8%
% of Patients satisfied with the dentistry they have received	0	0	N/A	93.6%	93.6%	93.5%
% of Patients satisfied with the time they had to wait for an appointment	0	0	N/A	88.5%	86.3%	87.4%

* This is based on patients treated on this contract for their most recent course of treatment. Figures in italics indicate the base number of FP17s or Patient Questionnaire responses are less than 100. N/A is shown where the base number of responses is less than 10 during the period. % is calculated as Quantity/Base number*100

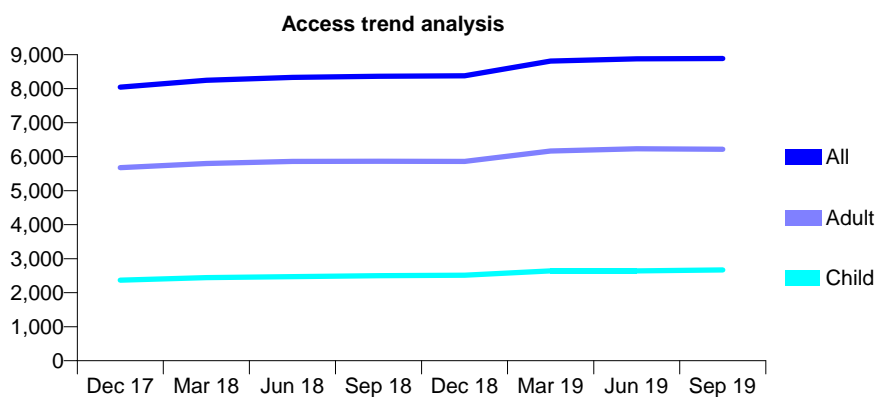
Q68 - Vital Signs At a Glance Contract Report for 171107/0002 - September 2019

Name or company name	Mr Sachin Anand & Miss Shalini Anand
Contract type name	GDS Contract
Purpose of contract	General
Contract start date	01/12/2012
Contract end date	

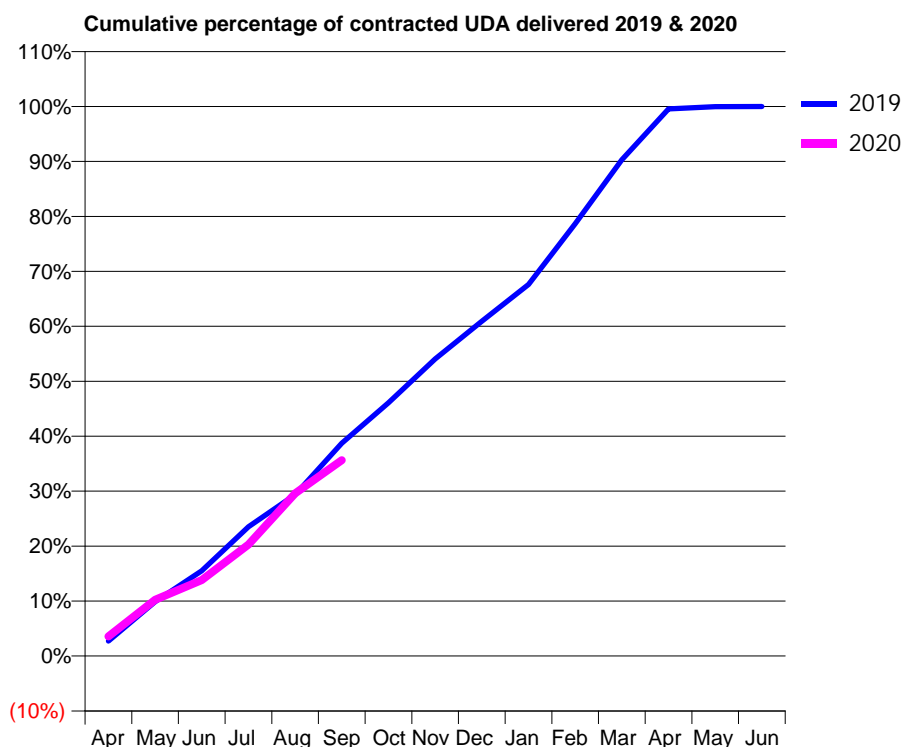
19/20 Contracted general activity (UDA)	21,500
Carry forward general activity (UDA)	2
19/20 Contracted orthodontic activity (UOA)	0
Carry forward orthodontic activity (UOA)	0
Baseline contract value	£596,900.73

ACCESS*

Patients seen in 24 months	Total	Change since previous quarter
Quarter ending September 2018	8,366	
Quarter ending December 2018	8,377	→
Quarter ending March 2019	8,808	↑
Quarter ending June 2019	8,875	→
Quarter ending September 2019	8,889	→
Variance since September 2018	6.3%	↑



ACTIVITY



Month	Adjusted Scheduled Activity (UDA)	
	2019	2020
April	571	769
May	2,076	2,203
June	3,258	2,972
July	4,939	4,364
August	6,169	6,363
September	8,131	7,663
October	9,679	
November	11,353	
December	12,786	
January	14,193	
February	16,525	
March	18,958	
April	20,906	
May	20,993	
June	20,997	

QUALITY

	Quantity	Base Number	Contract	AT	Region	England
% of FP17s for the same patient ID Re-attending within 3 months - Children	114	2,009	5.7%	9.2%	10.8%	11.5%
% of FP17s for the same patient ID Re-attending within 3 months - Adults	499	3,755	13.3%	14.8%	15.2%	15.4%
% of FP17s for the same patient ID Re-attending between 3 & 9 months - Children	1,422	2,009	70.8%	61.5%	62.2%	59.7%
% of FP17s for the same patient ID Re-attending between 3 & 9 months - Adults	1,794	3,755	47.8%	52.4%	52.9%	51.7%
% of FP17s for Band 1 Urgent Courses	261	4,466	5.8%	9.3%	9.7%	9.2%
% of FP17s Relating to Free Repair or Replacements	34	4,466	0.8%	0.5%	0.6%	0.7%
% of FP17s Relating to Continuations	27	4,466	0.6%	0.7%	0.7%	0.8%
% of Patients satisfied with the dentistry they have received	4	4	N/A	93.6%	93.6%	93.5%
% of Patients satisfied with the time they had to wait for an appointment	4	4	N/A	88.5%	86.3%	87.4%

* This is based on patients treated on this contract for their most recent course of treatment. Figures in italics indicate the base number of FP17s or Patient Questionnaire responses are less than 100. N/A is shown where the base number of responses is less than 10 during the period. % is calculated as Quantity/Base number*100

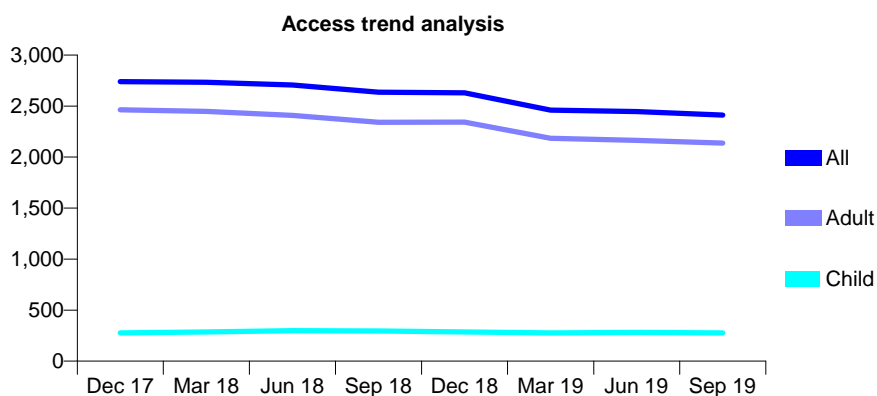
Q68 - Vital Signs At a Glance Contract Report for 171719/0001 - September 2019

Name or company name	Mr A Elamin
Contract type name	GDS Contract
Purpose of contract	General
Contract start date	01/12/2014
Contract end date	

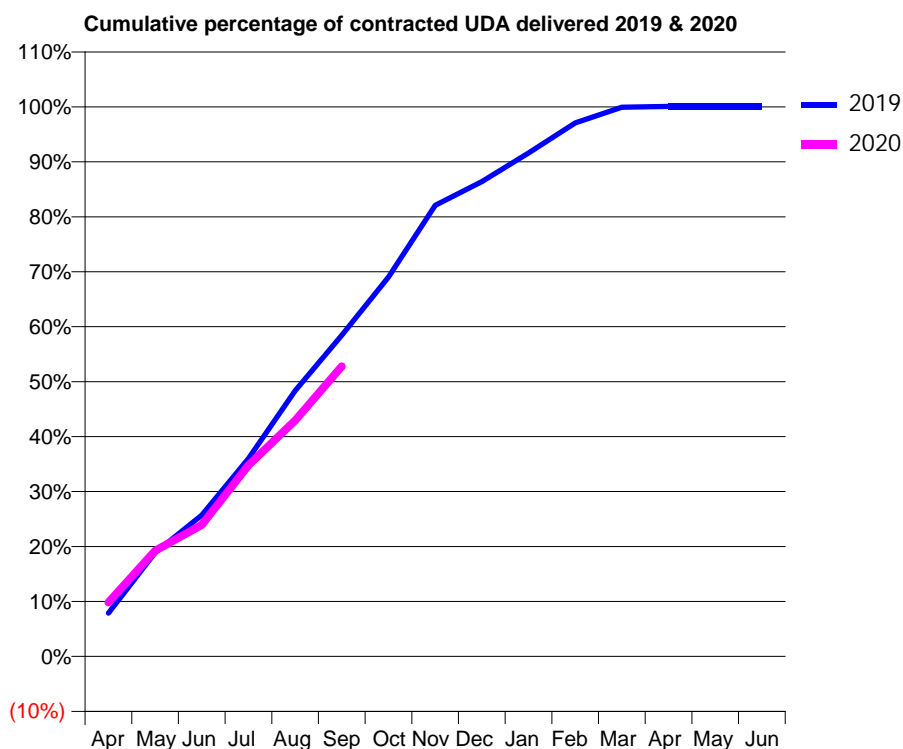
19/20 Contracted general activity (UDA)	6,255
Carry forward general activity (UDA)	0
19/20 Contracted orthodontic activity (UOA)	0
Carry forward orthodontic activity (UOA)	0
Baseline contract value	£170,344.22

ACCESS*

Patients seen in 24 months	Total	Change since previous quarter
Quarter ending September 2018	2,636	
Quarter ending December 2018	2,629	→
Quarter ending March 2019	2,461	↓
Quarter ending June 2019	2,446	→
Quarter ending September 2019	2,413	↓
Variance since September 2018	(8.5%)	↓



ACTIVITY



Month	2019	2020
April	493	616
May	1,182	1,203
June	1,608	1,497
July	2,252	2,176
August	3,025	2,687
September	3,656	3,303
October	4,317	
November	5,134	
December	5,404	
January	5,729	
February	6,073	
March	6,250	
April	6,260	
May	6,260	
June	6,260	

QUALITY

	Quantity	Base Number	Contract	AT	Region	England
% of FP17s for the same patient ID Re-attending within 3 months - Children	20	198	10.1%	9.2%	10.8%	11.5%
% of FP17s for the same patient ID Re-attending within 3 months - Adults	270	1,064	25.4%	14.8%	15.2%	15.4%
% of FP17s for the same patient ID Re-attending between 3 & 9 months - Children	60	198	30.3%	61.5%	62.2%	59.7%
% of FP17s for the same patient ID Re-attending between 3 & 9 months - Adults	170	1,064	16.0%	52.4%	52.9%	51.7%
% of FP17s for Band 1 Urgent Courses	299	1,254	23.8%	9.3%	9.7%	9.2%
% of FP17s Relating to Free Repair or Replacements	14	1,254	1.1%	0.5%	0.6%	0.7%
% of FP17s Relating to Continuations	14	1,254	1.1%	0.7%	0.7%	0.8%
% of Patients satisfied with the dentistry they have received	1	2	N/A	93.6%	93.6%	93.5%
% of Patients satisfied with the time they had to wait for an appointment	2	2	N/A	88.5%	86.3%	87.4%

* This is based on patients treated on this contract for their most recent course of treatment. Figures in italics indicate the base number of FP17s or Patient Questionnaire responses are less than 100. N/A is shown where the base number of responses is less than 10 during the period. % is calculated as Quantity/Base number*100

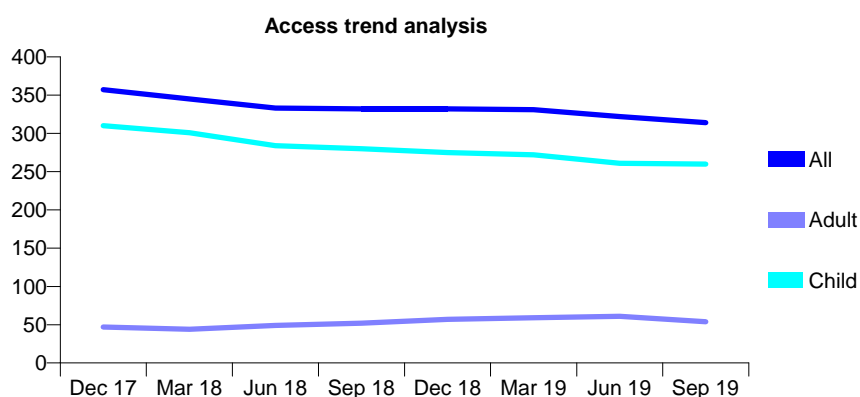
Q68 - Vital Signs At a Glance Contract Report for 171891/0001 - September 2019

Name or company name	Chertsey Dental Practice Ltd
Contract type name	GDS Contract
Purpose of contract	General
Contract start date	01/10/2012
Contract end date	

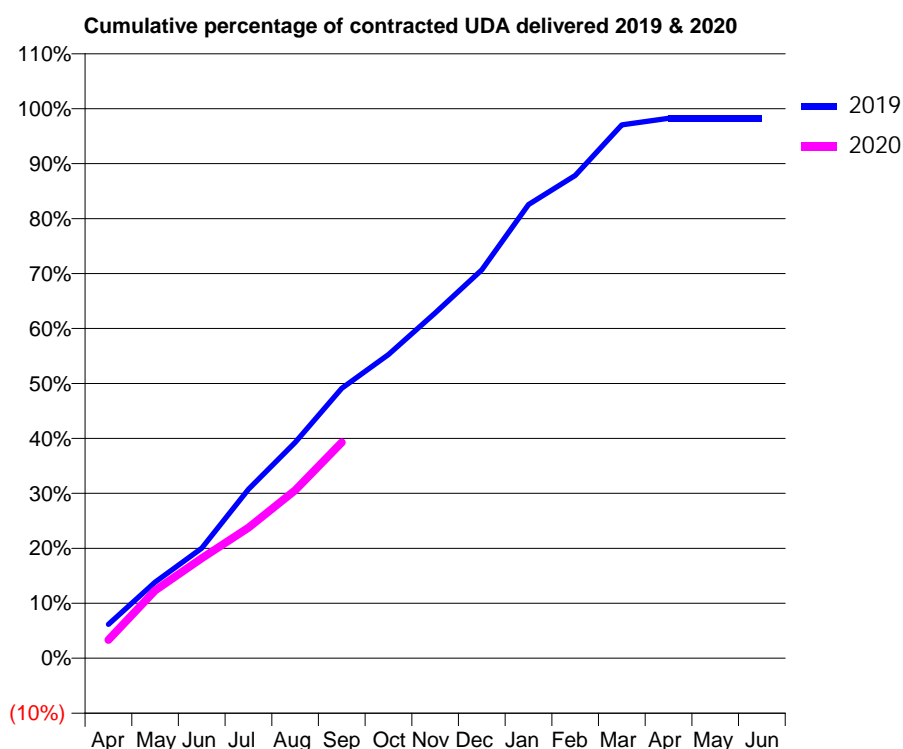
19/20 Contracted general activity (UDA)	600
Carry forward general activity (UDA)	10
19/20 Contracted orthodontic activity (UOA)	0
Carry forward orthodontic activity (UOA)	0
Baseline contract value	£15,519.53

ACCESS*

Patients seen in 24 months	Total	Change since previous quarter
Quarter ending September 2018	332	
Quarter ending December 2018	332	→
Quarter ending March 2019	331	→
Quarter ending June 2019	322	↓
Quarter ending September 2019	314	↓
Variance since September 2018	(5.4%)	↓



ACTIVITY



Month	2019	2020
April	37	20
May	83	74
June	120	109
July	184	142
August	236	183
September	295	236
October	332	
November	377	
December	424	
January	495	
February	527	
March	582	
April	589	
May	589	
June	589	

QUALITY

	Quantity	Base Number	Contract	AT	Region	England
% of FP17s for the same patient ID Re-attending within 3 months - Children	5	187	2.7%	9.2%	10.8%	11.5%
% of FP17s for the same patient ID Re-attending within 3 months - Adults	3	19	15.8%	14.8%	15.2%	15.4%
% of FP17s for the same patient ID Re-attending between 3 & 9 months - Children	131	187	70.1%	61.5%	62.2%	59.7%
% of FP17s for the same patient ID Re-attending between 3 & 9 months - Adults	12	19	63.2%	52.4%	52.9%	51.7%
% of FP17s for Band 1 Urgent Courses	3	199	1.5%	9.3%	9.7%	9.2%
% of FP17s Relating to Free Repair or Replacements	0	199	0.0%	0.5%	0.6%	0.7%
% of FP17s Relating to Continuations	0	199	0.0%	0.7%	0.7%	0.8%
% of Patients satisfied with the dentistry they have received	0	0	N/A	93.6%	93.6%	93.5%
% of Patients satisfied with the time they had to wait for an appointment	0	0	N/A	88.5%	86.3%	87.4%

* This is based on patients treated on this contract for their most recent course of treatment. Figures in italics indicate the base number of FP17s or Patient Questionnaire responses are less than 100. N/A is shown where the base number of responses is less than 10 during the period. % is calculated as Quantity/Base number*100

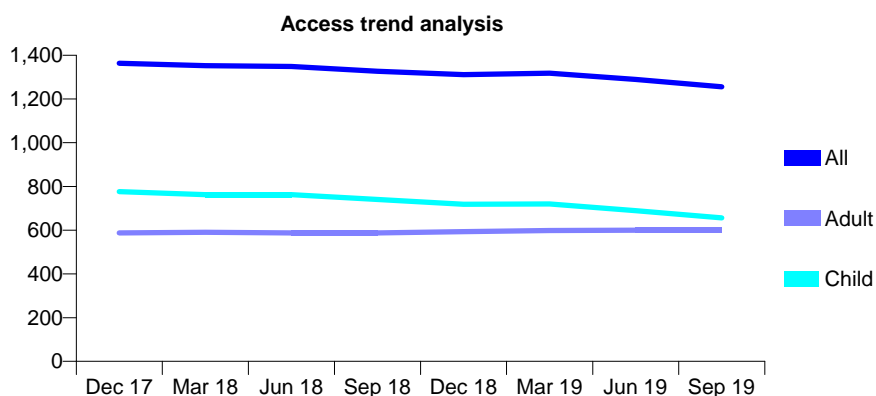
Q68 - Vital Signs At a Glance Contract Report for 171913/0001 - September 2019

Name or company name	Andrew J S Mussett Ltd
Contract type name	GDS Contract
Purpose of contract	General
Contract start date	01/11/2009
Contract end date	

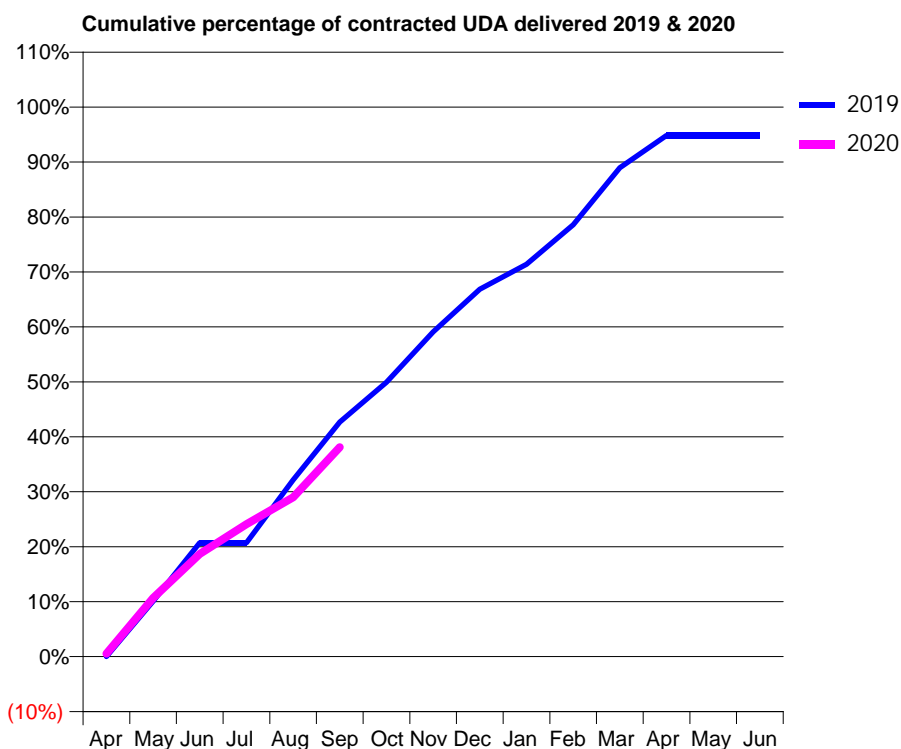
19/20 Contracted general activity (UDA)	2,845
Carry forward general activity (UDA)	0
19/20 Contracted orthodontic activity (UOA)	0
Carry forward orthodontic activity (UOA)	0
Baseline contract value	£72,284.63

ACCESS*

Patients seen in 24 months	Total	Change since previous quarter
Quarter ending September 2018	1,327	
Quarter ending December 2018	1,311	↓
Quarter ending March 2019	1,318	→
Quarter ending June 2019	1,289	↓
Quarter ending September 2019	1,256	↓
Variance since September 2018	(5.4%)	↓



ACTIVITY



Month	Adjusted Scheduled Activity (UDA)	
	2019	2020
April	0	15
May	287	304
June	590	531
July	590	686
August	915	825
September	1,214	1,084
October	1,421	
November	1,681	
December	1,902	
January	2,031	
February	2,236	
March	2,531	
April	2,698	
May	2,698	
June	2,698	

QUALITY

	Quantity	Base Number	Contract	AT	Region	England
% of FP17s for the same patient ID Re-attending within 3 months - Children	20	532	3.8%	9.2%	10.8%	11.5%
% of FP17s for the same patient ID Re-attending within 3 months - Adults	33	401	8.2%	14.8%	15.2%	15.4%
% of FP17s for the same patient ID Re-attending between 3 & 9 months - Children	389	532	73.1%	61.5%	62.2%	59.7%
% of FP17s for the same patient ID Re-attending between 3 & 9 months - Adults	313	401	78.1%	52.4%	52.9%	51.7%
% of FP17s for Band 1 Urgent Courses	12	809	1.5%	9.3%	9.7%	9.2%
% of FP17s Relating to Free Repair or Replacements	0	809	0.0%	0.5%	0.6%	0.7%
% of FP17s Relating to Continuations	0	809	0.0%	0.7%	0.7%	0.8%
% of Patients satisfied with the dentistry they have received	2	2	N/A	93.6%	93.6%	93.5%
% of Patients satisfied with the time they had to wait for an appointment	2	2	N/A	88.5%	86.3%	87.4%

* This is based on patients treated on this contract for their most recent course of treatment. Figures in italics indicate the base number of FP17s or Patient Questionnaire responses are less than 100. N/A is shown where the base number of responses is less than 10 during the period. % is calculated as Quantity/Base number*100

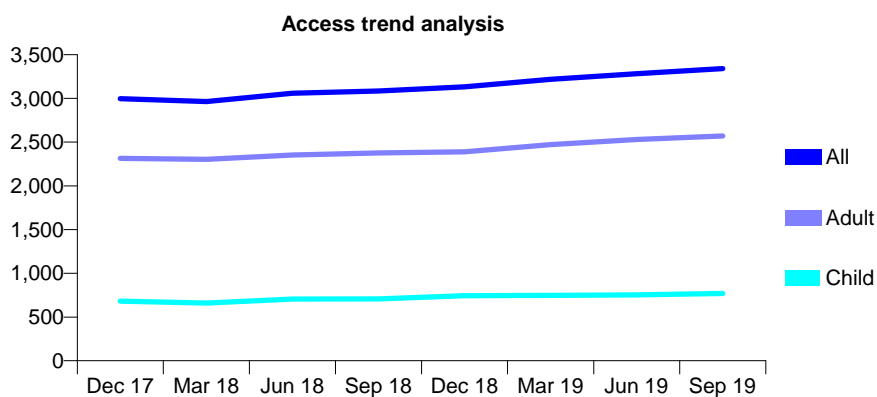
Q68 - Vital Signs At a Glance Contract Report for 175633/0001 - September 2019

Name or company name	S Cowley, R Ingham and J Angelo
Contract type name	GDS Contract
Purpose of contract	General
Contract start date	01/12/2010
Contract end date	

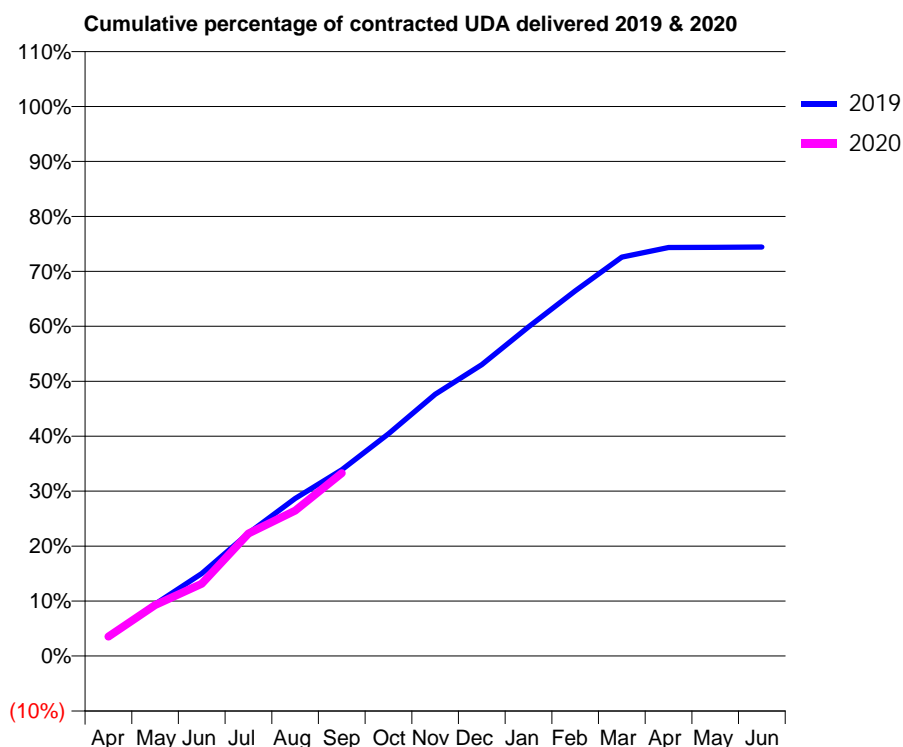
19/20 Contracted general activity (UDA)	12,150
Carry forward general activity (UDA)	0
19/20 Contracted orthodontic activity (UOA)	0
Carry forward orthodontic activity (UOA)	0
Baseline contract value	£302,169.10

ACCESS*

Patients seen in 24 months	Total	Change since previous quarter
Quarter ending September 2018	3,084	
Quarter ending December 2018	3,132	→
Quarter ending March 2019	3,219	↑
Quarter ending June 2019	3,283	→
Quarter ending September 2019	3,340	→
Variance since September 2018	8.3%	↑



ACTIVITY



Month	Adjusted Scheduled Activity (UDA)	
	2019	2020
April	411	432
May	1,149	1,128
June	1,823	1,600
July	2,716	2,707
August	3,482	3,214
September	4,116	4,045
October	4,914	
November	5,786	
December	6,441	
January	7,278	
February	8,076	
March	8,822	
April	9,033	
May	9,036	
June	9,042	

QUALITY

	Quantity	Base Number	Contract	AT	Region	England
% of FP17s for the same patient ID Re-attending within 3 months - Children	16	505	3.2%	9.2%	10.8%	11.5%
% of FP17s for the same patient ID Re-attending within 3 months - Adults	169	1,703	9.9%	14.8%	15.2%	15.4%
% of FP17s for the same patient ID Re-attending between 3 & 9 months - Children	304	505	60.2%	61.5%	62.2%	59.7%
% of FP17s for the same patient ID Re-attending between 3 & 9 months - Adults	937	1,703	55.0%	52.4%	52.9%	51.7%
% of FP17s for Band 1 Urgent Courses	41	2,091	2.0%	9.3%	9.7%	9.2%
% of FP17s Relating to Free Repair or Replacements	3	2,091	0.1%	0.5%	0.6%	0.7%
% of FP17s Relating to Continuations	58	2,091	2.8%	0.7%	0.7%	0.8%
% of Patients satisfied with the dentistry they have received	1	1	N/A	93.6%	93.6%	93.5%
% of Patients satisfied with the time they had to wait for an appointment	1	1	N/A	88.5%	86.3%	87.4%

* This is based on patients treated on this contract for their most recent course of treatment. Figures in italics indicate the base number of FP17s or Patient Questionnaire responses are less than 100. N/A is shown where the base number of responses is less than 10 during the period. % is calculated as Quantity/Base number*100

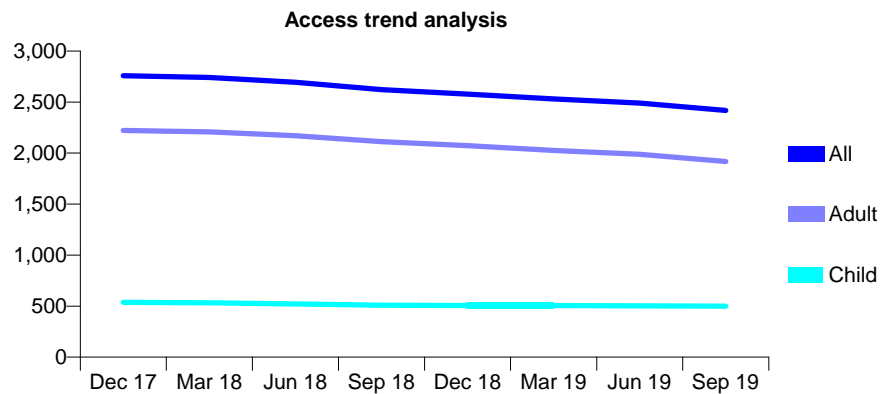
Q68 - Vital Signs At a Glance Contract Report for 176214/0001 - September 2019

Name or company name	Warrior Square Dental Practice Ltd
Contract type name	GDS Contract
Purpose of contract	General
Contract start date	01/07/2015
Contract end date	

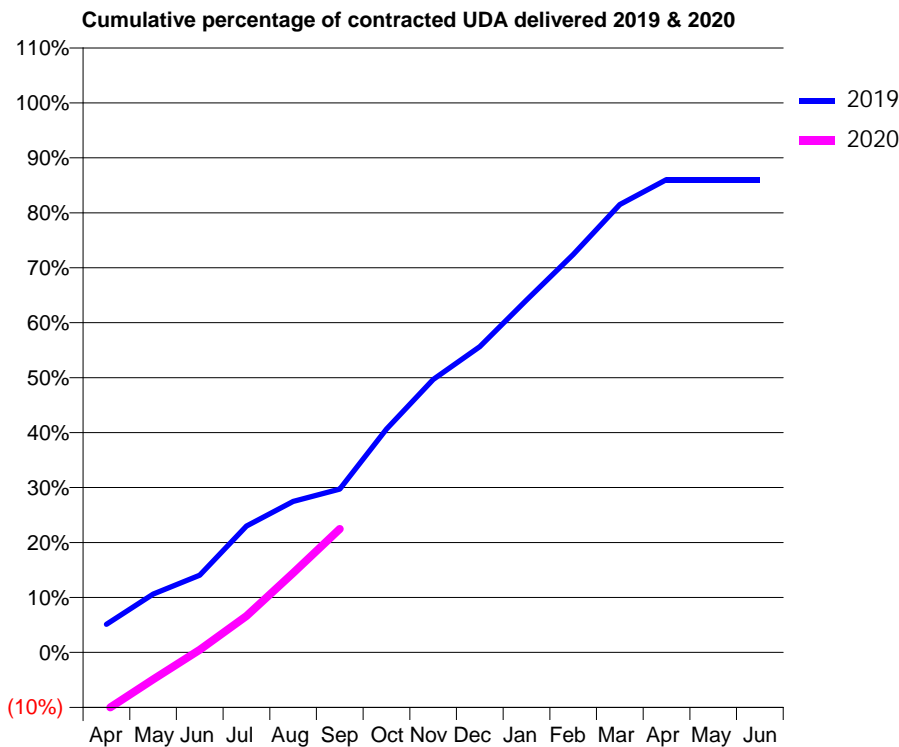
19/20 Contracted general activity (UDA)	7,000
Carry forward general activity (UDA)	977
19/20 Contracted orthodontic activity (UOA)	0
Carry forward orthodontic activity (UOA)	0
Baseline contract value	£177,395.44

ACCESS*

Patients seen in 24 months	Total	Change since previous quarter
Quarter ending September 2018	2,621	
Quarter ending December 2018	2,579	↓
Quarter ending March 2019	2,531	↓
Quarter ending June 2019	2,489	↓
Quarter ending September 2019	2,418	↓
Variance since September 2018	(7.7%)	↓



ACTIVITY



Month	2019	2020
April	358	-733
May	742	-344
June	985	34
July	1,610	464
August	1,924	1,013
September	2,079	1,572
October	2,844	
November	3,476	
December	3,895	
January	4,487	
February	5,068	
March	5,704	
April	6,023	
May	6,023	
June	6,023	

QUALITY

	Quantity	Base Number	Contract	AT	Region	England
% of FP17s for the same patient ID Re-attending within 3 months - Children	31	448	6.9%	9.2%	10.8%	11.5%
% of FP17s for the same patient ID Re-attending within 3 months - Adults	291	1,679	17.3%	14.8%	15.2%	15.4%
% of FP17s for the same patient ID Re-attending between 3 & 9 months - Children	343	448	76.6%	61.5%	62.2%	59.7%
% of FP17s for the same patient ID Re-attending between 3 & 9 months - Adults	1,109	1,679	66.1%	52.4%	52.9%	51.7%
% of FP17s for Band 1 Urgent Courses	101	1,652	6.1%	9.3%	9.7%	9.2%
% of FP17s Relating to Free Repair or Replacements	20	1,652	1.2%	0.5%	0.6%	0.7%
% of FP17s Relating to Continuations	10	1,652	0.6%	0.7%	0.7%	0.8%
% of Patients satisfied with the dentistry they have received	2	2	N/A	93.6%	93.6%	93.5%
% of Patients satisfied with the time they had to wait for an appointment	2	2	N/A	88.5%	86.3%	87.4%

* This is based on patients treated on this contract for their most recent course of treatment. Figures in italics indicate the base number of FP17s or Patient Questionnaire responses are less than 100. N/A is shown where the base number of responses is less than 10 during the period. % is calculated as Quantity/Base number*100

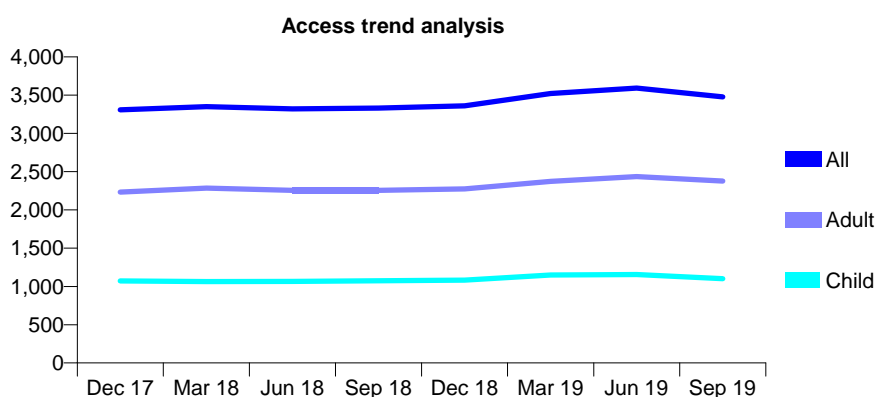
Q68 - Vital Signs At a Glance Contract Report for 176451/0001 - September 2019

Name or company name	Tilgate Dental Care Ltd
Contract type name	GDS Contract
Purpose of contract	General
Contract start date	01/11/2007
Contract end date	

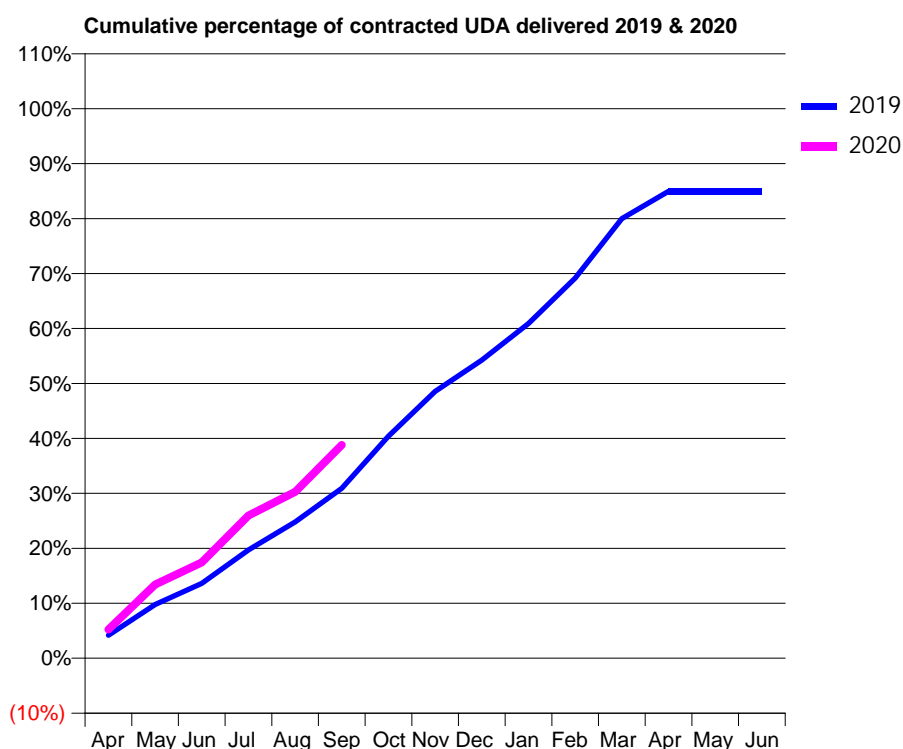
19/20 Contracted general activity (UDA)	10,656
Carry forward general activity (UDA)	0
19/20 Contracted orthodontic activity (UOA)	0
Carry forward orthodontic activity (UOA)	0
Baseline contract value	£340,354.92

ACCESS*

Patients seen in 24 months	Total	Change since previous quarter
Quarter ending September 2018	3,332	
Quarter ending December 2018	3,359	→
Quarter ending March 2019	3,522	↑
Quarter ending June 2019	3,593	↑
Quarter ending September 2019	3,477	↓
Variance since September 2018	4.4%	↑



ACTIVITY



Month	2019	2020
April	446	557
May	1,040	1,429
June	1,451	1,858
July	2,100	2,767
August	2,641	3,226
September	3,293	4,135
October	4,306	
November	5,176	
December	5,781	
January	6,492	
February	7,371	
March	8,522	
April	9,053	
May	9,054	
June	9,054	

QUALITY

	Quantity	Base Number	Contract	AT	Region	England
% of FP17s for the same patient ID Re-attending within 3 months - Children	47	700	6.7%	9.2%	10.8%	11.5%
% of FP17s for the same patient ID Re-attending within 3 months - Adults	208	1,327	15.7%	14.8%	15.2%	15.4%
% of FP17s for the same patient ID Re-attending between 3 & 9 months - Children	392	700	56.0%	61.5%	62.2%	59.7%
% of FP17s for the same patient ID Re-attending between 3 & 9 months - Adults	551	1,327	41.5%	52.4%	52.9%	51.7%
% of FP17s for Band 1 Urgent Courses	216	1,856	11.6%	9.3%	9.7%	9.2%
% of FP17s Relating to Free Repair or Replacements	27	1,856	1.5%	0.5%	0.6%	0.7%
% of FP17s Relating to Continuations	21	1,856	1.1%	0.7%	0.7%	0.8%
% of Patients satisfied with the dentistry they have received	2	2	N/A	93.6%	93.6%	93.5%
% of Patients satisfied with the time they had to wait for an appointment	1	2	N/A	88.5%	86.3%	87.4%

* This is based on patients treated on this contract for their most recent course of treatment.

Figures in italics indicate the base number of FP17s or Patient Questionnaire responses are less than 100. N/A is shown where the base number of responses is less than 10 during the period. % is calculated as Quantity/Base number*100

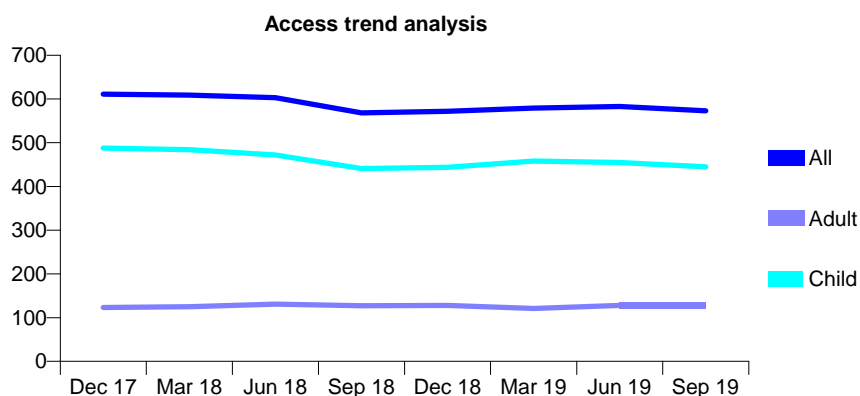
Q68 - Vital Signs At a Glance Contract Report for 177202/0001 - September 2019

Name or company name	Mr P Poole and Mr J Drewett
Contract type name	GDS Contract
Purpose of contract	General
Contract start date	01/04/2014
Contract end date	

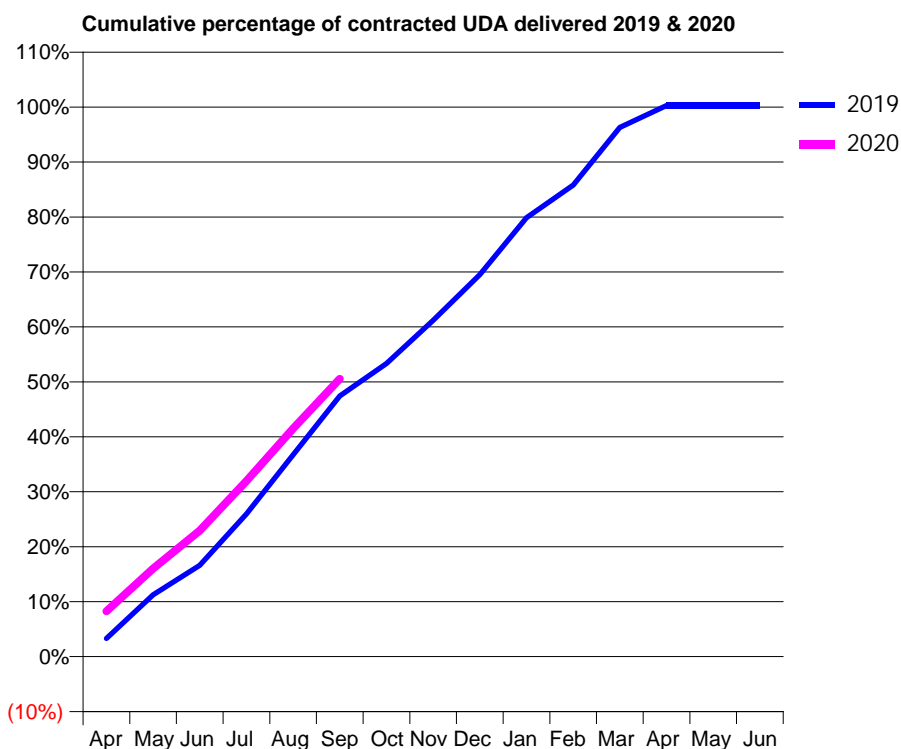
19/20 Contracted general activity (UDA)	1,029
Carry forward general activity (UDA)	0
19/20 Contracted orthodontic activity (UOA)	0
Carry forward orthodontic activity (UOA)	0
Baseline contract value	£23,668.50

ACCESS*

Patients seen in 24 months	Total	Change since previous quarter
Quarter ending September 2018	568	
Quarter ending December 2018	572	→
Quarter ending March 2019	579	→
Quarter ending June 2019	583	→
Quarter ending September 2019	573	↓
Variance since September 2018	0.9%	→



ACTIVITY



Month	Adjusted Scheduled Activity (UDA)	
	2019	2020
April	34	85
May	116	165
June	171	236
July	267	329
August	378	427
September	488	520
October	549	
November	630	
December	715	
January	822	
February	883	
March	991	
April	1,032	
May	1,032	
June	1,032	

QUALITY

	Quantity	Base Number	Contract	AT	Region	England
% of FP17s for the same patient ID Re-attending within 3 months - Children	5	334	1.5%	9.2%	10.8%	11.5%
% of FP17s for the same patient ID Re-attending within 3 months - Adults	1	58	1.7%	14.8%	15.2%	15.4%
% of FP17s for the same patient ID Re-attending between 3 & 9 months - Children	192	334	57.5%	61.5%	62.2%	59.7%
% of FP17s for the same patient ID Re-attending between 3 & 9 months - Adults	37	58	63.8%	52.4%	52.9%	51.7%
% of FP17s for Band 1 Urgent Courses	0	370	0.0%	9.3%	9.7%	9.2%
% of FP17s Relating to Free Repair or Replacements	0	370	0.0%	0.5%	0.6%	0.7%
% of FP17s Relating to Continuations	0	370	0.0%	0.7%	0.7%	0.8%
% of Patients satisfied with the dentistry they have received	0	0	N/A	93.6%	93.6%	93.5%
% of Patients satisfied with the time they had to wait for an appointment	0	0	N/A	88.5%	86.3%	87.4%

* This is based on patients treated on this contract for their most recent course of treatment. Figures in italics indicate the base number of FP17s or Patient Questionnaire responses are less than 100. N/A is shown where the base number of responses is less than 10 during the period. % is calculated as Quantity/Base number*100

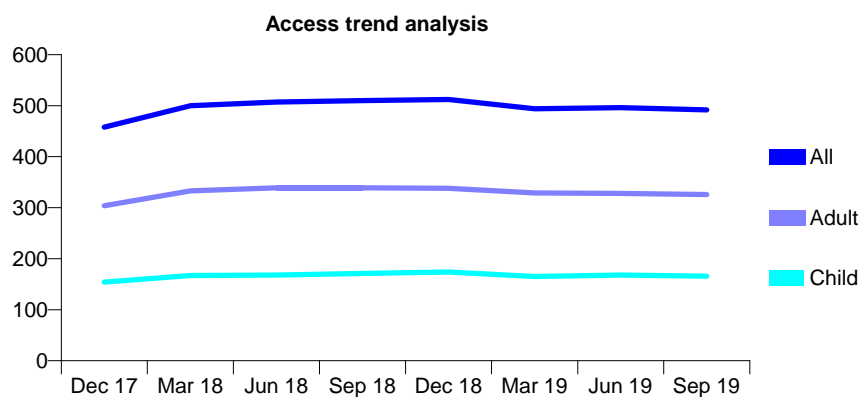
Q68 - Vital Signs At a Glance Contract Report for 178330/0001 - September 2019

Name or company name	Tangmere Dental Care Limited
Contract type name	GDS Contract
Purpose of contract	General
Contract start date	01/04/2011
Contract end date	

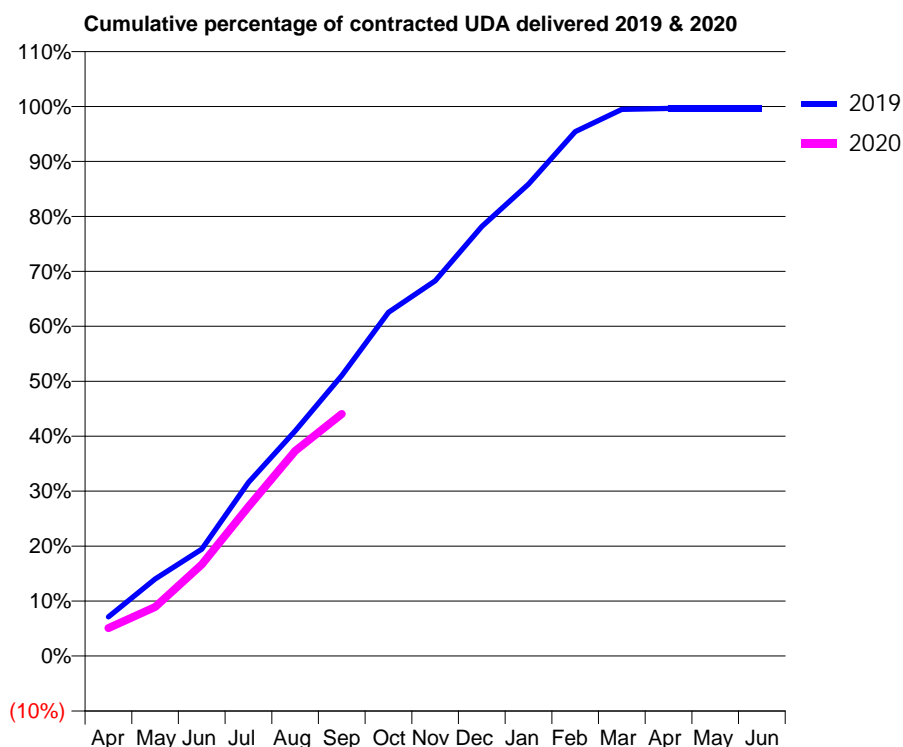
19/20 Contracted general activity (UDA)	1,960
Carry forward general activity (UDA)	7
19/20 Contracted orthodontic activity (UOA)	0
Carry forward orthodontic activity (UOA)	0
Baseline contract value	£54,565.33

ACCESS*

Patients seen in 24 months	Total	Change since previous quarter
Quarter ending September 2018	510	
Quarter ending December 2018	512	→
Quarter ending March 2019	494	↓
Quarter ending June 2019	496	→
Quarter ending September 2019	492	→
Variance since September 2018	(3.5%)	↓



ACTIVITY



Month	Adjusted Scheduled Activity (UDA)	
	2019	2020
April	139	100
May	275	175
June	381	327
July	619	533
August	803	732
September	1,001	863
October	1,226	
November	1,338	
December	1,532	
January	1,683	
February	1,870	
March	1,950	
April	1,953	
May	1,953	
June	1,953	

QUALITY

	Quantity	Base Number	Contract	AT	Region	England
% of FP17s for the same patient ID Re-attending within 3 months - Children	11	157	7.0%	9.2%	10.8%	11.5%
% of FP17s for the same patient ID Re-attending within 3 months - Adults	31	246	12.6%	14.8%	15.2%	15.4%
% of FP17s for the same patient ID Re-attending between 3 & 9 months - Children	118	157	75.2%	61.5%	62.2%	59.7%
% of FP17s for the same patient ID Re-attending between 3 & 9 months - Adults	161	246	65.4%	52.4%	52.9%	51.7%
% of FP17s for Band 1 Urgent Courses	22	400	5.5%	9.3%	9.7%	9.2%
% of FP17s Relating to Free Repair or Replacements	0	400	0.0%	0.5%	0.6%	0.7%
% of FP17s Relating to Continuations	5	400	1.3%	0.7%	0.7%	0.8%
% of Patients satisfied with the dentistry they have received	0	0	N/A	93.6%	93.6%	93.5%
% of Patients satisfied with the time they had to wait for an appointment	0	0	N/A	88.5%	86.3%	87.4%

* This is based on patients treated on this contract for their most recent course of treatment. Figures in italics indicate the base number of FP17s or Patient Questionnaire responses are less than 100. N/A is shown where the base number of responses is less than 10 during the period. % is calculated as Quantity/Base number*100

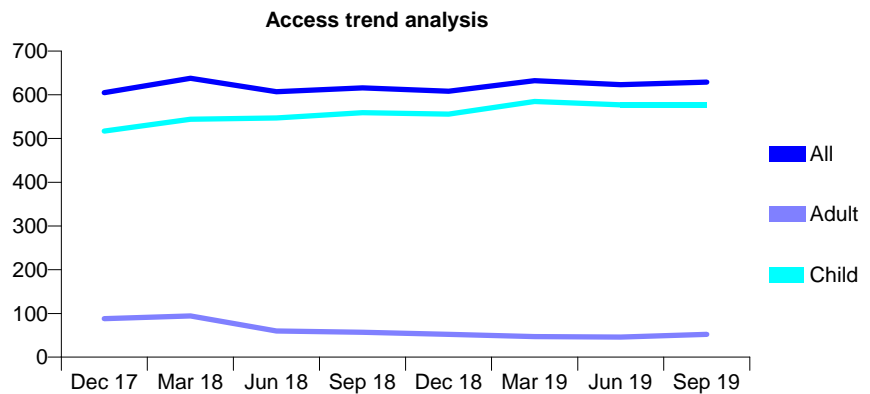
Q68 - Vital Signs At a Glance Contract Report for 178462/0002 - September 2019

Name or company name	IQ Orthodontics Ltd
Contract type name	GDS Contract
Purpose of contract	General
Contract start date	01/04/2014
Contract end date	

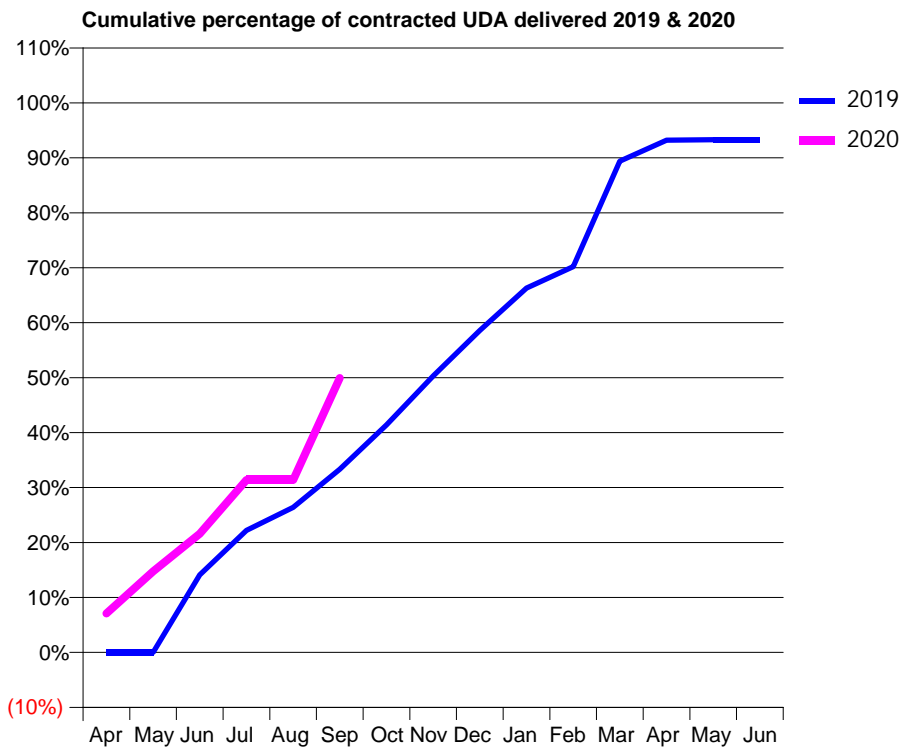
19/20 Contracted general activity (UDA)	1,000
Carry forward general activity (UDA)	0
19/20 Contracted orthodontic activity (UOA)	0
Carry forward orthodontic activity (UOA)	0
Baseline contract value	£23,001.44

ACCESS*

Patients seen in 24 months	Total	Change since previous quarter
Quarter ending September 2018	616	
Quarter ending December 2018	608	↓
Quarter ending March 2019	632	↑
Quarter ending June 2019	623	↓
Quarter ending September 2019	629	→
Variance since September 2018	2.1%	↑



ACTIVITY



Month	2019	2020
April	0	71
May	0	148
June	141	216
July	222	314
August	264	314
September	333	499
October	414	
November	503	
December	586	
January	663	
February	702	
March	894	
April	932	
May	933	
June	933	

QUALITY

	Quantity	Base Number	Contract	AT	Region	England
% of FP17s for the same patient ID Re-attending within 3 months - Children	29	414	7.0%	9.2%	10.8%	11.5%
% of FP17s for the same patient ID Re-attending within 3 months - Adults	0	8	0.0%	14.8%	15.2%	15.4%
% of FP17s for the same patient ID Re-attending between 3 & 9 months - Children	216	414	52.2%	61.5%	62.2%	59.7%
% of FP17s for the same patient ID Re-attending between 3 & 9 months - Adults	3	8	37.5%	52.4%	52.9%	51.7%
% of FP17s for Band 1 Urgent Courses	7	400	1.8%	9.3%	9.7%	9.2%
% of FP17s Relating to Free Repair or Replacements	0	400	0.0%	0.5%	0.6%	0.7%
% of FP17s Relating to Continuations	1	400	0.3%	0.7%	0.7%	0.8%
% of Patients satisfied with the dentistry they have received	0	0	N/A	93.6%	93.6%	93.5%
% of Patients satisfied with the time they had to wait for an appointment	0	0	N/A	88.5%	86.3%	87.4%

* This is based on patients treated on this contract for their most recent course of treatment. Figures in italics indicate the base number of FP17s or Patient Questionnaire responses are less than 100. N/A is shown where the base number of responses is less than 10 during the period. % is calculated as Quantity/Base number*100

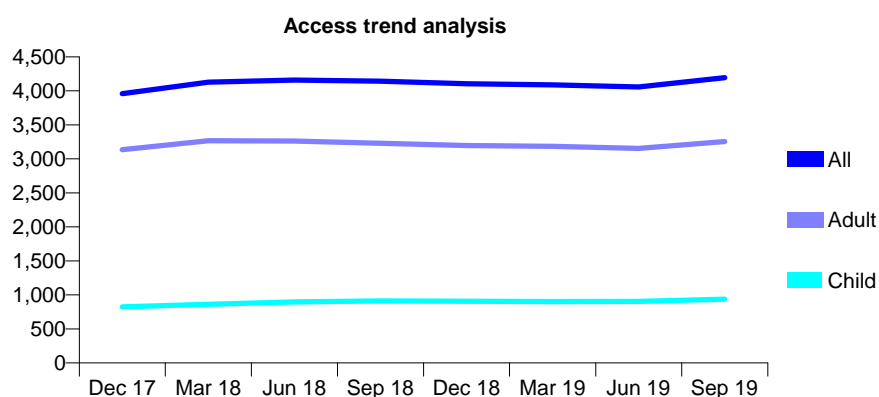
Q68 - Vital Signs At a Glance Contract Report for 178934/0001 - September 2019

Name or company name	Newholme Dental Practice
Contract type name	GDS Contract
Purpose of contract	General
Contract start date	01/01/2015
Contract end date	

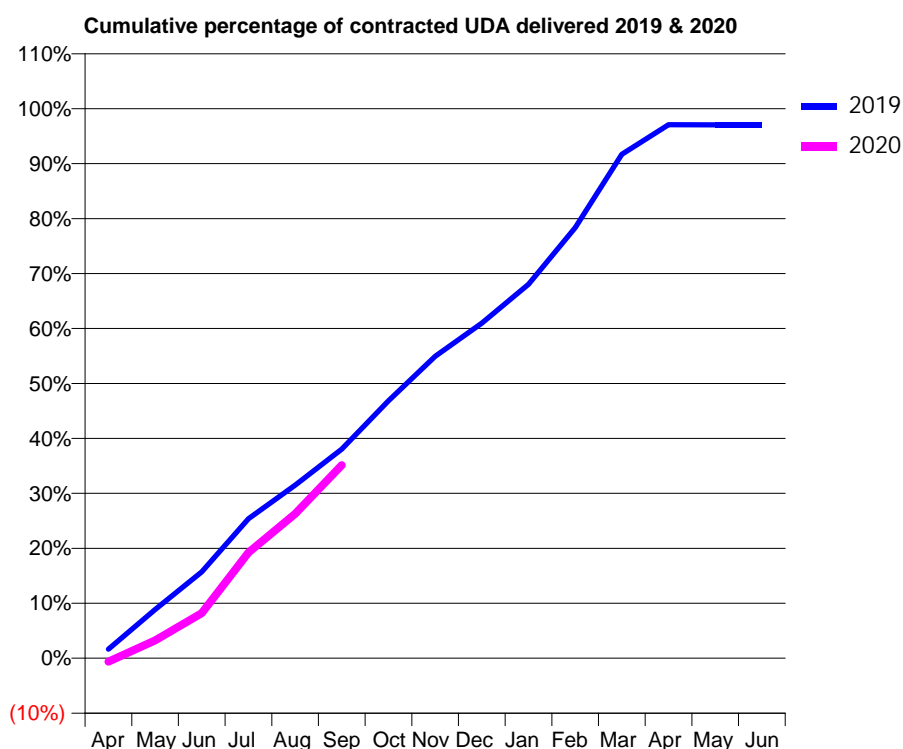
19/20 Contracted general activity (UDA)	13,635
Carry forward general activity (UDA)	400
19/20 Contracted orthodontic activity (UOA)	0
Carry forward orthodontic activity (UOA)	0
Baseline contract value	£323,662.85

ACCESS*

Patients seen in 24 months	Total	Change since previous quarter
Quarter ending September 2018	4,143	
Quarter ending December 2018	4,105	→
Quarter ending March 2019	4,087	→
Quarter ending June 2019	4,058	→
Quarter ending September 2019	4,195	↑
Variance since September 2018	1.3%	→



ACTIVITY



Month	2019	2020
April	227	-89
May	1,209	444
June	2,143	1,121
July	3,464	2,622
August	4,297	3,586
September	5,191	4,793
October	6,387	
November	7,494	
December	8,312	
January	9,276	
February	10,683	
March	12,502	
April	13,235	
May	13,234	
June	13,234	

QUALITY

	Quantity	Base Number	Contract	AT	Region	England
% of FP17s for the same patient ID Re-attending within 3 months - Children	35	658	5.3%	9.2%	10.8%	11.5%
% of FP17s for the same patient ID Re-attending within 3 months - Adults	288	2,191	13.1%	14.8%	15.2%	15.4%
% of FP17s for the same patient ID Re-attending between 3 & 9 months - Children	414	658	62.9%	61.5%	62.2%	59.7%
% of FP17s for the same patient ID Re-attending between 3 & 9 months - Adults	1,247	2,191	56.9%	52.4%	52.9%	51.7%
% of FP17s for Band 1 Urgent Courses	144	2,639	5.5%	9.3%	9.7%	9.2%
% of FP17s Relating to Free Repair or Replacements	17	2,639	0.6%	0.5%	0.6%	0.7%
% of FP17s Relating to Continuations	8	2,639	0.3%	0.7%	0.7%	0.8%
% of Patients satisfied with the dentistry they have received	0	0	N/A	93.6%	93.6%	93.5%
% of Patients satisfied with the time they had to wait for an appointment	0	0	N/A	88.5%	86.3%	87.4%

* This is based on patients treated on this contract for their most recent course of treatment.

Figures in italics indicate the base number of FP17s or Patient Questionnaire responses are less than 100. N/A is shown where the base number of responses is less than 10 during the period. % is calculated as Quantity/Base number*100

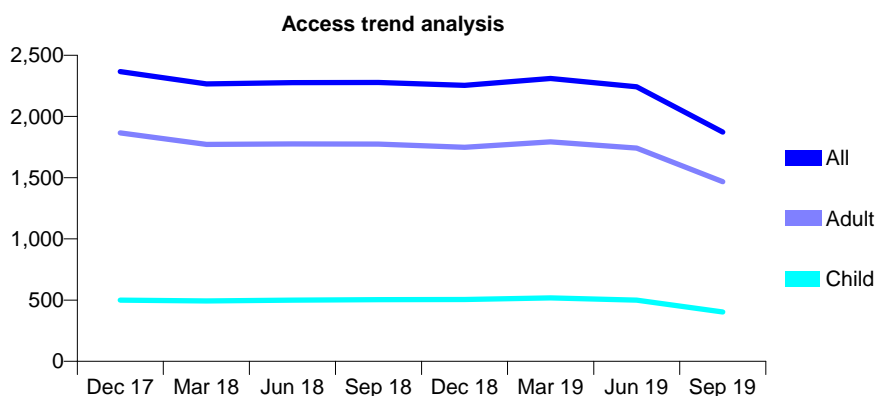
Q68 - Vital Signs At a Glance Contract Report for 179434/0001 - September 2019

Name or company name	Mr M Eyrumlu & Mr A Eyrumlu
Contract type name	GDS Contract
Purpose of contract	General
Contract start date	01/11/2010
Contract end date	31/07/2019

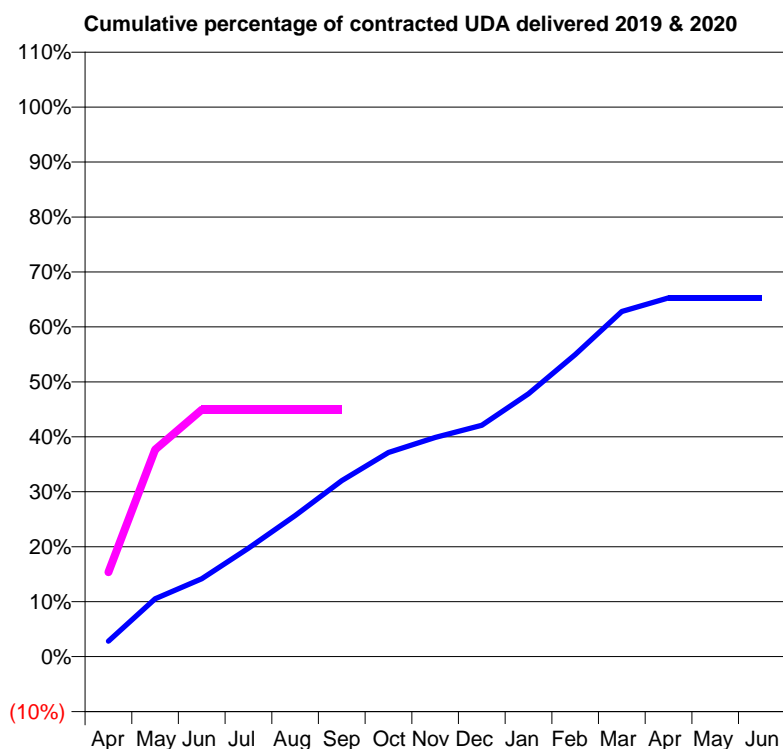
19/20 Contracted general activity (UDA)	3,684
Carry forward general activity (UDA)	0
19/20 Contracted orthodontic activity (UOA)	0
Carry forward orthodontic activity (UOA)	0
Baseline contract value	£91,322.92

ACCESS*

Patients seen in 24 months	Total	Change since previous quarter
Quarter ending September 2018	2,278	
Quarter ending December 2018	2,254	↓
Quarter ending March 2019	2,311	↑
Quarter ending June 2019	2,242	↓
Quarter ending September 2019	1,872	↓
Variance since September 2018	(17.8%)	↓



ACTIVITY



Month	Adjusted Scheduled Activity (UDA)	
	2019	2020
April	309	566
May	1,163	1,388
June	1,565	1,655
July	2,181	1,655
August	2,839	1,655
September	3,538	1,655
October	4,106	
November	4,408	
December	4,653	
January	5,288	
February	6,076	
March	6,940	
April	7,213	
May	7,213	
June	7,214	

QUALITY

	Quantity	Base Number	Contract	AT	Region	England
% of FP17s for the same patient ID Re-attending within 3 months - Children	7	152	4.6%	9.2%	10.8%	11.5%
% of FP17s for the same patient ID Re-attending within 3 months - Adults	94	503	18.7%	14.8%	15.2%	15.4%
% of FP17s for the same patient ID Re-attending between 3 & 9 months - Children	68	152	44.7%	61.5%	62.2%	59.7%
% of FP17s for the same patient ID Re-attending between 3 & 9 months - Adults	198	503	39.4%	52.4%	52.9%	51.7%
% of FP17s for Band 1 Urgent Courses	86	567	15.2%	9.3%	9.7%	9.2%
% of FP17s Relating to Free Repair or Replacements	0	567	0.0%	0.5%	0.6%	0.7%
% of FP17s Relating to Continuations	10	567	1.8%	0.7%	0.7%	0.8%
% of Patients satisfied with the dentistry they have received	0	0	N/A	93.6%	93.6%	93.5%
% of Patients satisfied with the time they had to wait for an appointment	0	0	N/A	88.5%	86.3%	87.4%

* This is based on patients treated on this contract for their most recent course of treatment. Figures in italics indicate the base number of FP17s or Patient Questionnaire responses are less than 100. N/A is shown where the base number of responses is less than 10 during the period. % is calculated as Quantity/Base number*100

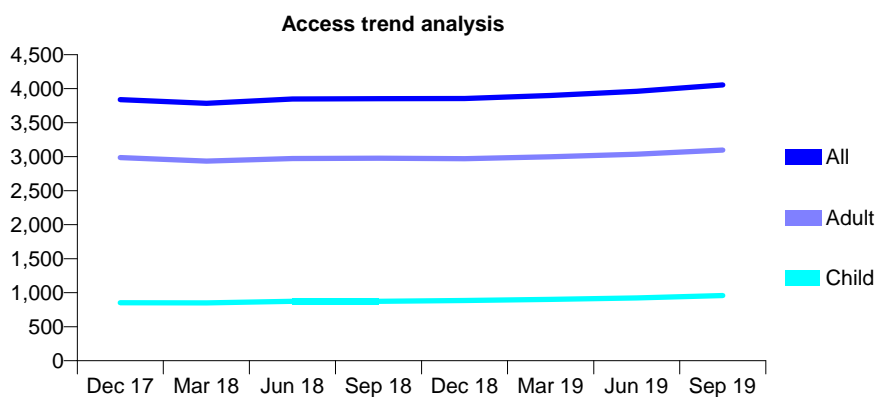
Q68 - Vital Signs At a Glance Contract Report for 179434/0002 - September 2019

Name or company name	S Cowley, R Ingham and J Angelo
Contract type name	GDS Contract
Purpose of contract	General
Contract start date	10/05/2014
Contract end date	

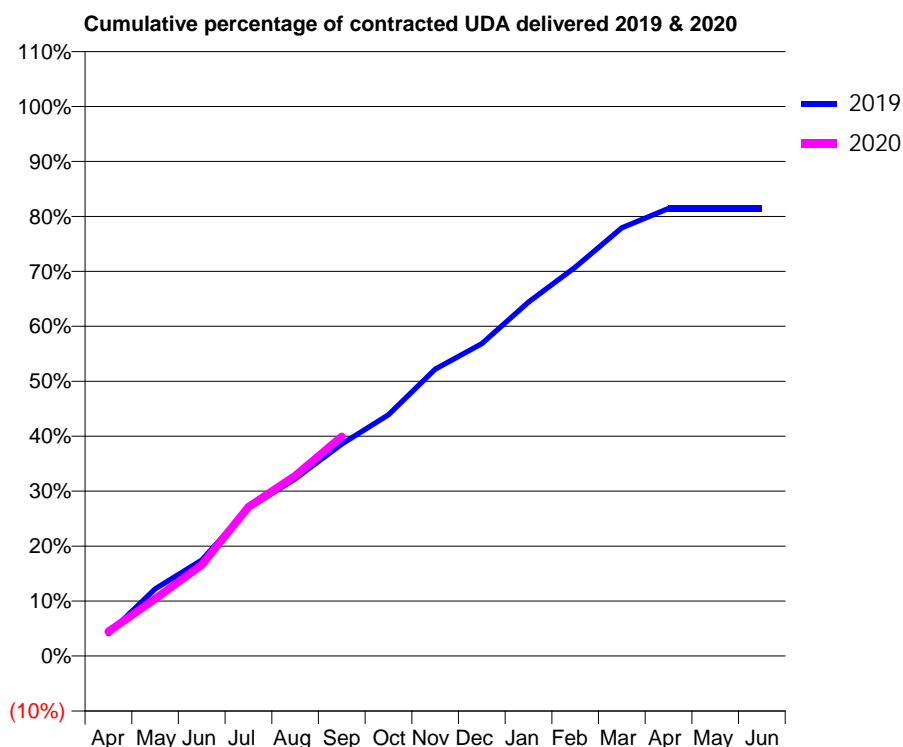
19/20 Contracted general activity (UDA)	14,350
Carry forward general activity (UDA)	0
19/20 Contracted orthodontic activity (UOA)	0
Carry forward orthodontic activity (UOA)	0
Baseline contract value	£376,153.88

ACCESS*

Patients seen in 24 months	Total	Change since previous quarter
Quarter ending September 2018	3,852	
Quarter ending December 2018	3,855	→
Quarter ending March 2019	3,901	→
Quarter ending June 2019	3,962	→
Quarter ending September 2019	4,055	↑
Variance since September 2018	5.3%	↑



ACTIVITY



Month	Adjusted Scheduled Activity (UDA)	
	2019	2020
April	582	638
May	1,754	1,495
June	2,507	2,381
July	3,859	3,896
August	4,629	4,710
September	5,535	5,731
October	6,301	
November	7,492	
December	8,156	
January	9,244	
February	10,153	
March	11,180	
April	11,684	
May	11,684	
June	11,684	

QUALITY

	Quantity	Base Number	Contract	AT	Region	England
% of FP17s for the same patient ID Re-attending within 3 months - Children	38	766	5.0%	9.2%	10.8%	11.5%
% of FP17s for the same patient ID Re-attending within 3 months - Adults	247	2,277	10.8%	14.8%	15.2%	15.4%
% of FP17s for the same patient ID Re-attending between 3 & 9 months - Children	490	766	64.0%	61.5%	62.2%	59.7%
% of FP17s for the same patient ID Re-attending between 3 & 9 months - Adults	1,314	2,277	57.7%	52.4%	52.9%	51.7%
% of FP17s for Band 1 Urgent Courses	268	2,853	9.4%	9.3%	9.7%	9.2%
% of FP17s Relating to Free Repair or Replacements	7	2,853	0.2%	0.5%	0.6%	0.7%
% of FP17s Relating to Continuations	14	2,853	0.5%	0.7%	0.7%	0.8%
% of Patients satisfied with the dentistry they have received	1	1	N/A	93.6%	93.6%	93.5%
% of Patients satisfied with the time they had to wait for an appointment	1	1	N/A	88.5%	86.3%	87.4%

* This is based on patients treated on this contract for their most recent course of treatment. Figures in italics indicate the base number of FP17s or Patient Questionnaire responses are less than 100. N/A is shown where the base number of responses is less than 10 during the period. % is calculated as Quantity/Base number*100

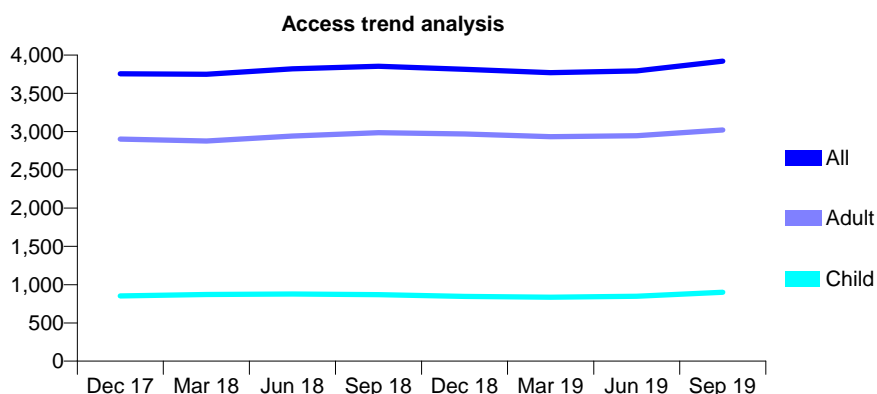
Q68 - Vital Signs At a Glance Contract Report for 179434/0003 - September 2019

Name or company name	S Cowley, R Ingham and J Angelo
Contract type name	GDS Contract
Purpose of contract	General
Contract start date	01/06/2014
Contract end date	

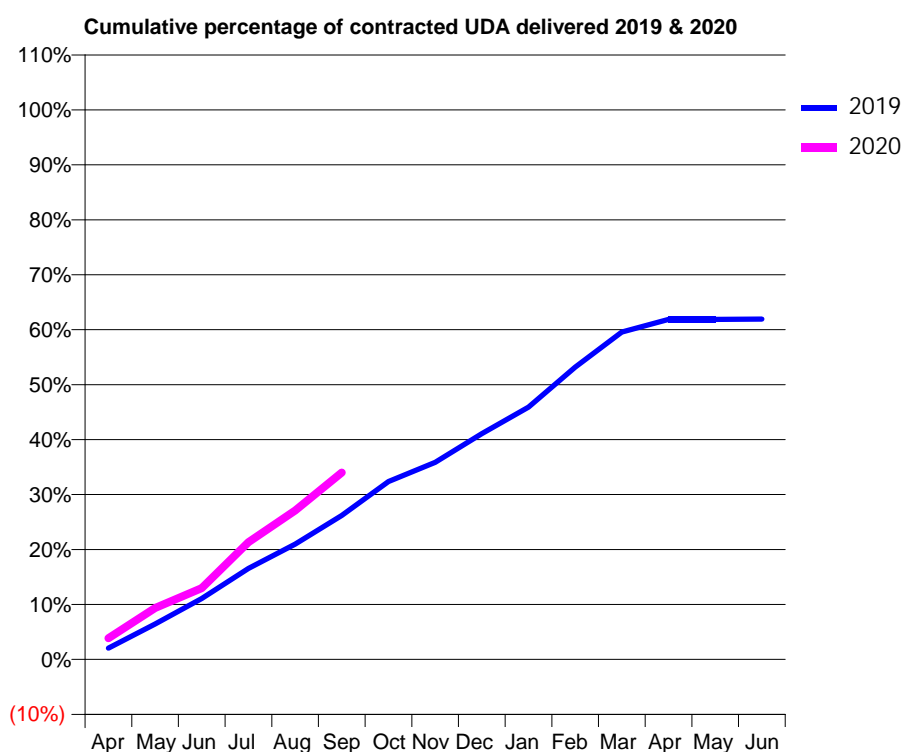
19/20 Contracted general activity (UDA)	17,500
Carry forward general activity (UDA)	0
19/20 Contracted orthodontic activity (UOA)	0
Carry forward orthodontic activity (UOA)	0
Baseline contract value	£480,712.79

ACCESS*

Patients seen in 24 months	Total	Change since previous quarter
Quarter ending September 2018	3,853	
Quarter ending December 2018	3,815	→
Quarter ending March 2019	3,769	↓
Quarter ending June 2019	3,794	→
Quarter ending September 2019	3,921	↑
Variance since September 2018	1.8%	→



ACTIVITY



Month	2019	2020
April	358	676
May	1,131	1,643
June	1,939	2,268
July	2,898	3,734
August	3,673	4,742
September	4,586	5,952
October	5,664	
November	6,274	
December	7,188	
January	8,038	
February	9,312	
March	10,422	
April	10,827	
May	10,827	
June	10,842	

QUALITY

	Quantity	Base Number	Contract	AT	Region	England
% of FP17s for the same patient ID Re-attending within 3 months - Children	38	617	6.2%	9.2%	10.8%	11.5%
% of FP17s for the same patient ID Re-attending within 3 months - Adults	275	1,916	14.4%	14.8%	15.2%	15.4%
% of FP17s for the same patient ID Re-attending between 3 & 9 months - Children	301	617	48.8%	61.5%	62.2%	59.7%
% of FP17s for the same patient ID Re-attending between 3 & 9 months - Adults	919	1,916	48.0%	52.4%	52.9%	51.7%
% of FP17s for Band 1 Urgent Courses	215	2,342	9.2%	9.3%	9.7%	9.2%
% of FP17s Relating to Free Repair or Replacements	12	2,342	0.5%	0.5%	0.6%	0.7%
% of FP17s Relating to Continuations	27	2,342	1.2%	0.7%	0.7%	0.8%
% of Patients satisfied with the dentistry they have received	0	0	N/A	93.6%	93.6%	93.5%
% of Patients satisfied with the time they had to wait for an appointment	0	0	N/A	88.5%	86.3%	87.4%

* This is based on patients treated on this contract for their most recent course of treatment. Figures in italics indicate the base number of FP17s or Patient Questionnaire responses are less than 100. N/A is shown where the base number of responses is less than 10 during the period. % is calculated as Quantity/Base number*100

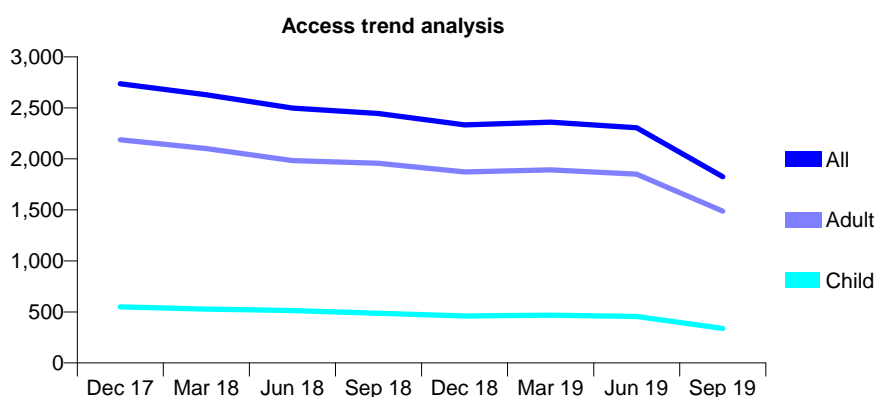
Q68 - Vital Signs At a Glance Contract Report for 179434/0004 - September 2019

Name or company name	S Cowley, R Ingham and J Angelo
Contract type name	GDS Contract
Purpose of contract	General
Contract start date	01/06/2014
Contract end date	

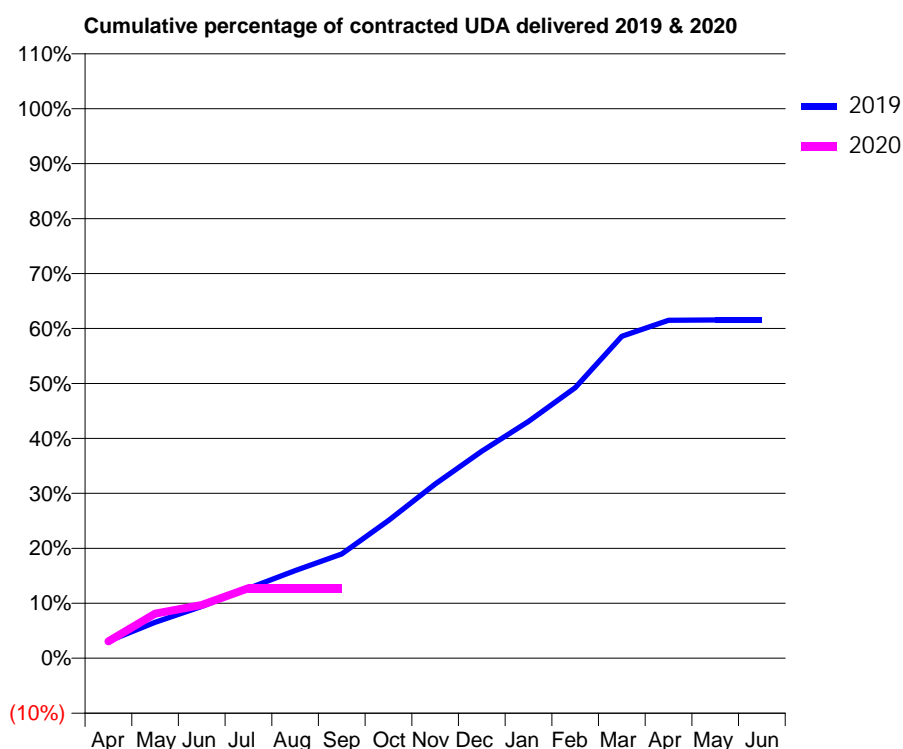
19/20 Contracted general activity (UDA)	13,369
Carry forward general activity (UDA)	0
19/20 Contracted orthodontic activity (UOA)	0
Carry forward orthodontic activity (UOA)	0
Baseline contract value	£341,047.31

ACCESS*

Patients seen in 24 months	Total	Change since previous quarter
Quarter ending September 2018	2,445	
Quarter ending December 2018	2,334	↓
Quarter ending March 2019	2,360	→
Quarter ending June 2019	2,305	↓
Quarter ending September 2019	1,826	↓
Variance since September 2018	(25.3%)	↓



ACTIVITY



Month	2019	2020
April	418	409
May	873	1,084
June	1,261	1,297
July	1,698	1,706
August	2,134	1,706
September	2,535	1,706
October	3,348	
November	4,238	
December	5,036	
January	5,761	
February	6,581	
March	7,832	
April	8,221	
May	8,228	
June	8,229	

QUALITY

	Quantity	Base Number	Contract	AT	Region	England
% of FP17s for the same patient ID Re-attending within 3 months - Children	15	113	13.3%	9.2%	10.8%	11.5%
% of FP17s for the same patient ID Re-attending within 3 months - Adults	73	504	14.5%	14.8%	15.2%	15.4%
% of FP17s for the same patient ID Re-attending between 3 & 9 months - Children	52	113	46.0%	61.5%	62.2%	59.7%
% of FP17s for the same patient ID Re-attending between 3 & 9 months - Adults	227	504	45.0%	52.4%	52.9%	51.7%
% of FP17s for Band 1 Urgent Courses	34	503	6.8%	9.3%	9.7%	9.2%
% of FP17s Relating to Free Repair or Replacements	1	503	0.2%	0.5%	0.6%	0.7%
% of FP17s Relating to Continuations	10	503	2.0%	0.7%	0.7%	0.8%
% of Patients satisfied with the dentistry they have received	3	3	N/A	93.6%	93.6%	93.5%
% of Patients satisfied with the time they had to wait for an appointment	2	3	N/A	88.5%	86.3%	87.4%

* This is based on patients treated on this contract for their most recent course of treatment. Figures in italics indicate the base number of FP17s or Patient Questionnaire responses are less than 100. N/A is shown where the base number of responses is less than 10 during the period. % is calculated as Quantity/Base number*100

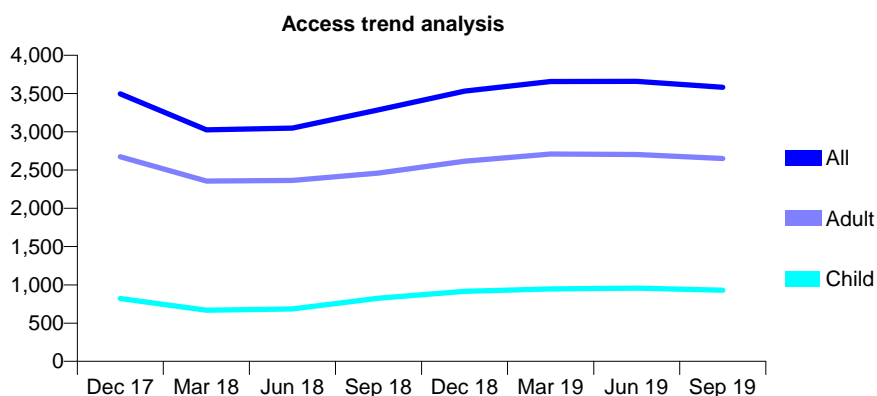
Q68 - Vital Signs At a Glance Contract Report for 179434/0005 - September 2019

Name or company name	S Cowley, R Ingham and J Angelo
Contract type name	GDS Contract
Purpose of contract	General
Contract start date	10/05/2014
Contract end date	

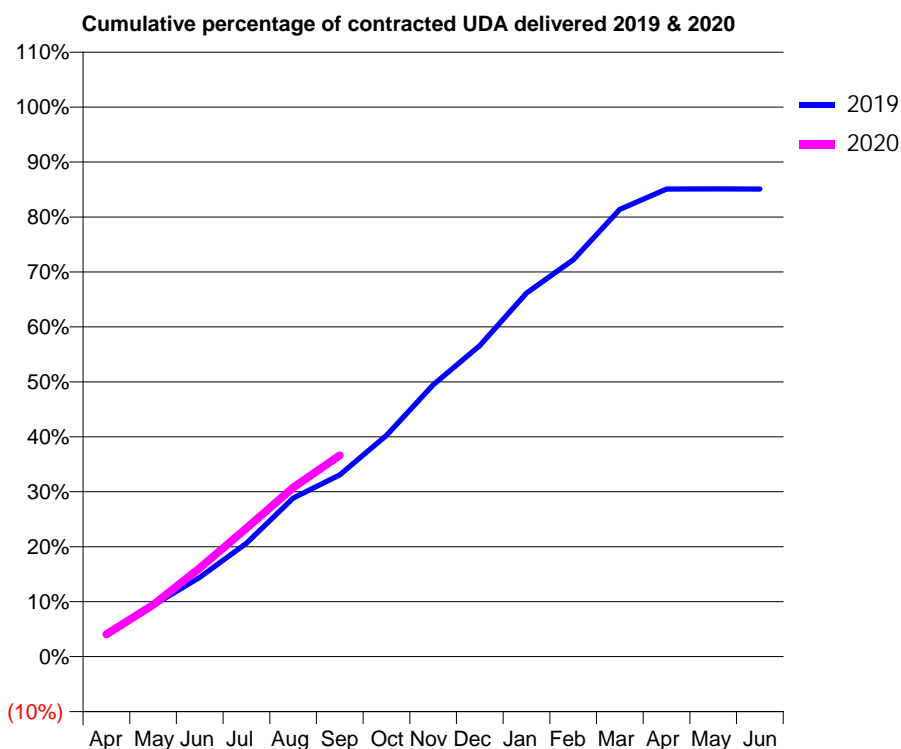
19/20 Contracted general activity (UDA)	14,000
Carry forward general activity (UDA)	0
19/20 Contracted orthodontic activity (UOA)	0
Carry forward orthodontic activity (UOA)	0
Baseline contract value	£391,710.95

ACCESS*

Patients seen in 24 months	Total	Change since previous quarter
Quarter ending September 2018	3,286	
Quarter ending December 2018	3,532	↑
Quarter ending March 2019	3,657	↑
Quarter ending June 2019	3,660	→
Quarter ending September 2019	3,580	↓
Variance since September 2018	8.9%	↑



ACTIVITY



Month	Adjusted Scheduled Activity (UDA)	
	2019	2020
April	601	567
May	1,308	1,320
June	2,021	2,257
July	2,888	3,275
August	4,038	4,309
September	4,628	5,129
October	5,637	
November	6,926	
December	7,924	
January	9,264	
February	10,108	
March	11,393	
April	11,911	
May	11,915	
June	11,912	

QUALITY

	Quantity	Base Number	Contract	AT	Region	England
% of FP17s for the same patient ID Re-attending within 3 months - Children	31	628	4.9%	9.2%	10.8%	11.5%
% of FP17s for the same patient ID Re-attending within 3 months - Adults	148	1,485	10.0%	14.8%	15.2%	15.4%
% of FP17s for the same patient ID Re-attending between 3 & 9 months - Children	373	628	59.4%	61.5%	62.2%	59.7%
% of FP17s for the same patient ID Re-attending between 3 & 9 months - Adults	548	1,485	36.9%	52.4%	52.9%	51.7%
% of FP17s for Band 1 Urgent Courses	146	1,973	7.4%	9.3%	9.7%	9.2%
% of FP17s Relating to Free Repair or Replacements	7	1,973	0.4%	0.5%	0.6%	0.7%
% of FP17s Relating to Continuations	20	1,973	1.0%	0.7%	0.7%	0.8%
% of Patients satisfied with the dentistry they have received	2	2	N/A	93.6%	93.6%	93.5%
% of Patients satisfied with the time they had to wait for an appointment	1	2	N/A	88.5%	86.3%	87.4%

* This is based on patients treated on this contract for their most recent course of treatment. Figures in italics indicate the base number of FP17s or Patient Questionnaire responses are less than 100. N/A is shown where the base number of responses is less than 10 during the period. % is calculated as Quantity/Base number*100

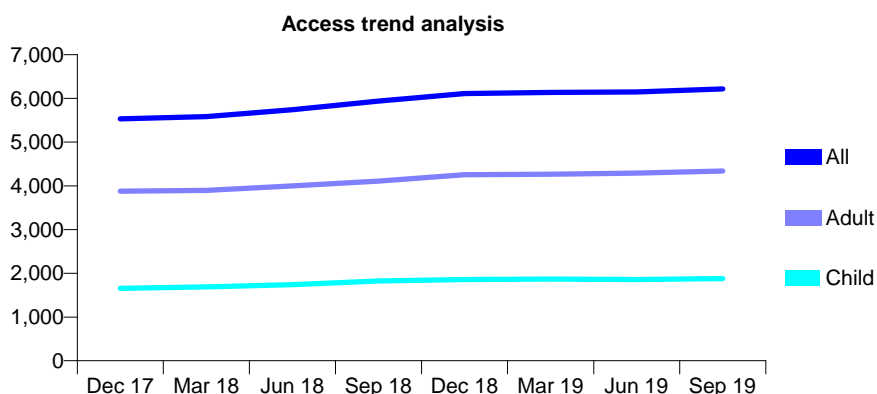
Q68 - Vital Signs At a Glance Contract Report for 179434/0006 - September 2019

Name or company name	S Cowley, R Ingham and J Angelo
Contract type name	GDS Contract
Purpose of contract	General
Contract start date	01/12/2014
Contract end date	

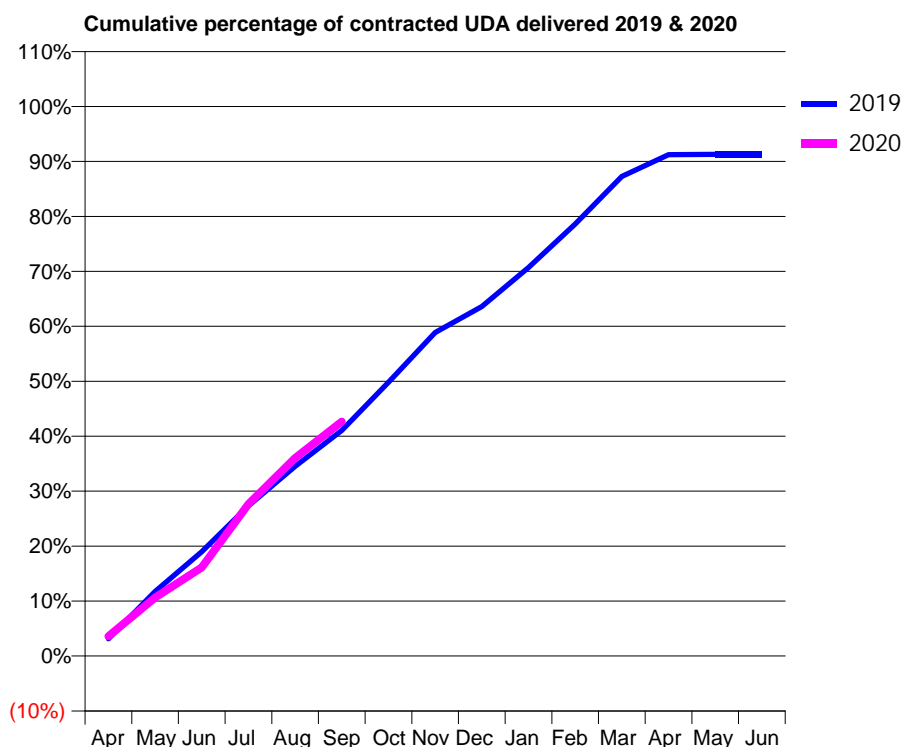
19/20 Contracted general activity (UDA)	16,022
Carry forward general activity (UDA)	0
19/20 Contracted orthodontic activity (UOA)	0
Carry forward orthodontic activity (UOA)	0
Baseline contract value	£440,851.64

ACCESS*

Patients seen in 24 months	Total	Change since previous quarter
Quarter ending September 2018	5,936	
Quarter ending December 2018	6,110	↑
Quarter ending March 2019	6,134	→
Quarter ending June 2019	6,148	→
Quarter ending September 2019	6,217	→
Variance since September 2018	4.7%	↑



ACTIVITY



Month	Adjusted Scheduled Activity (UDA)	
	2019	2020
April	505	576
May	1,882	1,707
June	3,041	2,585
July	4,381	4,430
August	5,532	5,777
September	6,577	6,832
October	7,980	
November	9,433	
December	10,188	
January	11,327	
February	12,596	
March	13,980	
April	14,616	
May	14,623	
June	14,624	

QUALITY

	Quantity	Base Number	Contract	AT	Region	England
% of FP17s for the same patient ID Re-attending within 3 months - Children	61	1,195	5.1%	9.2%	10.8%	11.5%
% of FP17s for the same patient ID Re-attending within 3 months - Adults	320	2,564	12.5%	14.8%	15.2%	15.4%
% of FP17s for the same patient ID Re-attending between 3 & 9 months - Children	725	1,195	60.7%	61.5%	62.2%	59.7%
% of FP17s for the same patient ID Re-attending between 3 & 9 months - Adults	1,398	2,564	54.5%	52.4%	52.9%	51.7%
% of FP17s for Band 1 Urgent Courses	229	3,461	6.6%	9.3%	9.7%	9.2%
% of FP17s Relating to Free Repair or Replacements	5	3,461	0.1%	0.5%	0.6%	0.7%
% of FP17s Relating to Continuations	42	3,461	1.2%	0.7%	0.7%	0.8%
% of Patients satisfied with the dentistry they have received	1	1	N/A	93.6%	93.6%	93.5%
% of Patients satisfied with the time they had to wait for an appointment	1	1	N/A	88.5%	86.3%	87.4%

* This is based on patients treated on this contract for their most recent course of treatment. Figures in italics indicate the base number of FP17s or Patient Questionnaire responses are less than 100. N/A is shown where the base number of responses is less than 10 during the period. % is calculated as Quantity/Base number*100

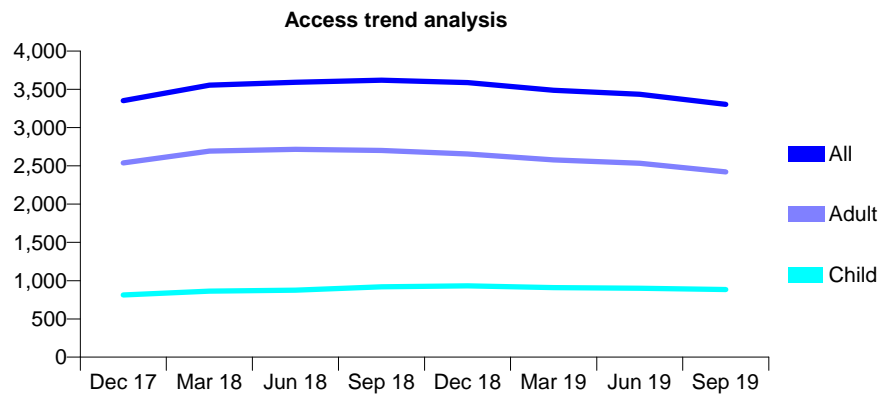
Q68 - Vital Signs At a Glance Contract Report for 179434/0007 - September 2019

Name or company name	Mr M Eyrumlu & Mr A Eyrumlu
Contract type name	GDS Contract
Purpose of contract	General
Contract start date	01/09/2015
Contract end date	

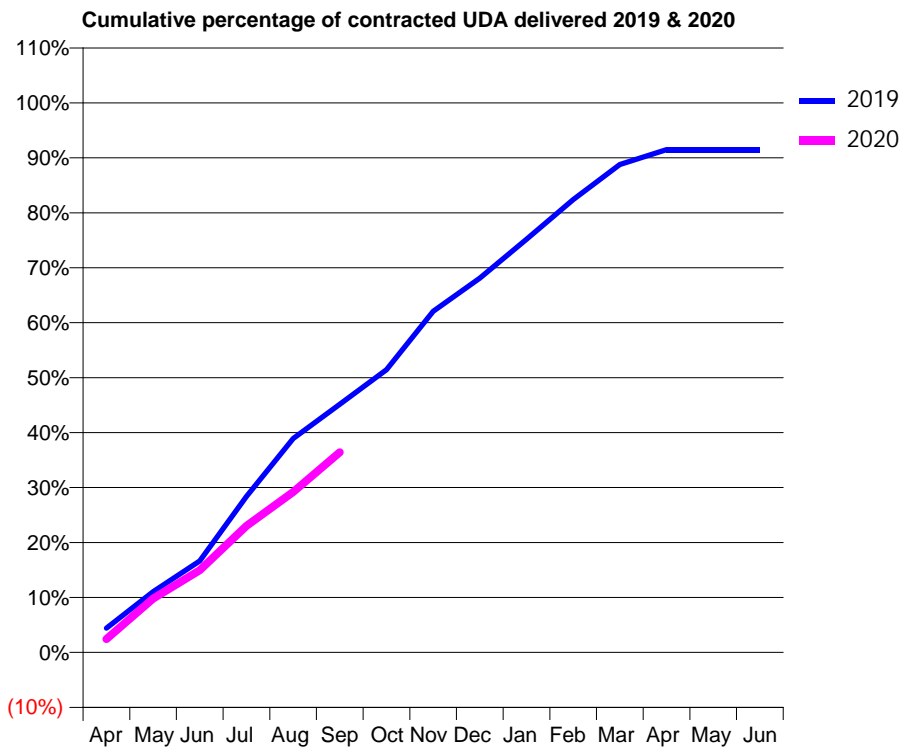
19/20 Contracted general activity (UDA)	12,631
Carry forward general activity (UDA)	0
19/20 Contracted orthodontic activity (UOA)	0
Carry forward orthodontic activity (UOA)	0
Baseline contract value	£334,501.58

ACCESS*

Patients seen in 24 months	Total	Change since previous quarter
Quarter ending September 2018	3,620	
Quarter ending December 2018	3,587	→
Quarter ending March 2019	3,487	↓
Quarter ending June 2019	3,435	↓
Quarter ending September 2019	3,304	↓
Variance since September 2018	(8.7%)	↓



ACTIVITY



Month	2019	2020
April	561	308
May	1,396	1,236
June	2,101	1,890
July	3,585	2,906
August	4,917	3,688
September	5,701	4,600
October	6,499	
November	7,842	
December	8,603	
January	9,497	
February	10,408	
March	11,212	
April	11,558	
May	11,558	
June	11,558	

QUALITY

	Quantity	Base Number	Contract	AT	Region	England
% of FP17s for the same patient ID Re-attending within 3 months - Children	40	518	7.7%	9.2%	10.8%	11.5%
% of FP17s for the same patient ID Re-attending within 3 months - Adults	164	1,247	13.2%	14.8%	15.2%	15.4%
% of FP17s for the same patient ID Re-attending between 3 & 9 months - Children	253	518	48.8%	61.5%	62.2%	59.7%
% of FP17s for the same patient ID Re-attending between 3 & 9 months - Adults	556	1,247	44.6%	52.4%	52.9%	51.7%
% of FP17s for Band 1 Urgent Courses	336	1,667	20.2%	9.3%	9.7%	9.2%
% of FP17s Relating to Free Repair or Replacements	4	1,667	0.2%	0.5%	0.6%	0.7%
% of FP17s Relating to Continuations	21	1,667	1.3%	0.7%	0.7%	0.8%
% of Patients satisfied with the dentistry they have received	0	0	N/A	93.6%	93.6%	93.5%
% of Patients satisfied with the time they had to wait for an appointment	0	0	N/A	88.5%	86.3%	87.4%

* This is based on patients treated on this contract for their most recent course of treatment. Figures in italics indicate the base number of FP17s or Patient Questionnaire responses are less than 100. N/A is shown where the base number of responses is less than 10 during the period. % is calculated as Quantity/Base number*100

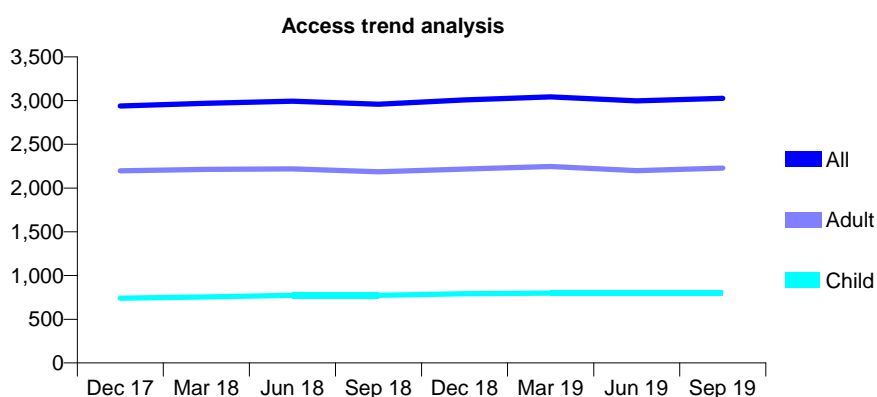
Q68 - Vital Signs At a Glance Contract Report for 179655/0001 - September 2019

Name or company name	S Oikonomou
Contract type name	GDS Contract
Purpose of contract	General
Contract start date	01/09/2012
Contract end date	

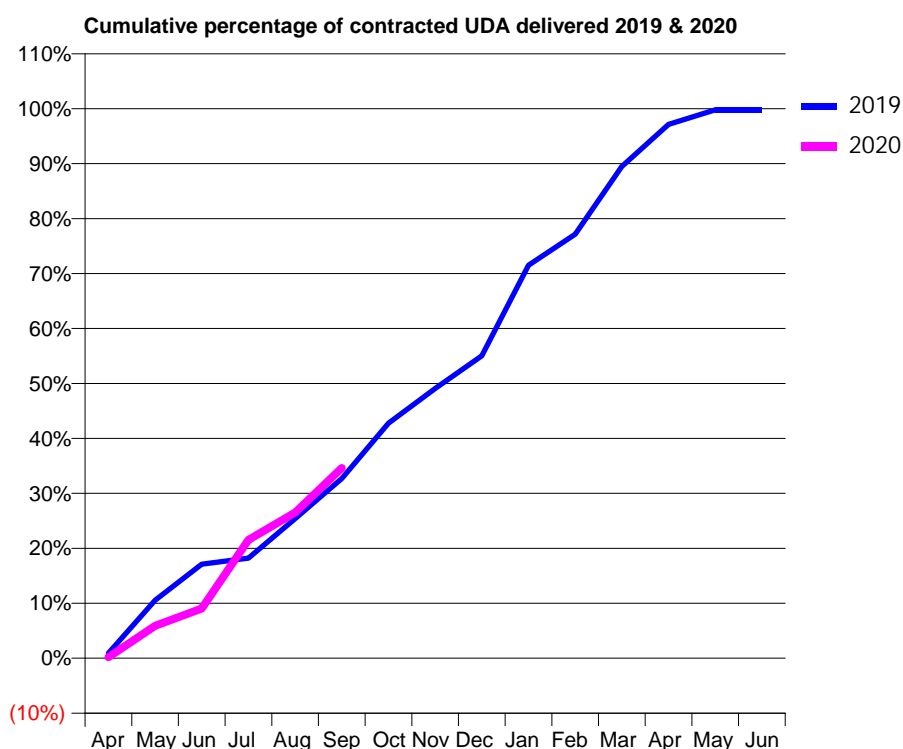
19/20 Contracted general activity (UDA)	9,106
Carry forward general activity (UDA)	19
19/20 Contracted orthodontic activity (UOA)	0
Carry forward orthodontic activity (UOA)	0
Baseline contract value	£221,925.58

ACCESS*

Patients seen in 24 months	Total	Change since previous quarter
Quarter ending September 2018	2,958	
Quarter ending December 2018	3,008	→
Quarter ending March 2019	3,044	→
Quarter ending June 2019	2,997	↓
Quarter ending September 2019	3,027	→
Variance since September 2018	2.3%	↑



ACTIVITY



Adjusted Scheduled Activity (UDA)		
Month	2019	2020
April	84	17
May	961	539
June	1,559	824
July	1,657	1,962
August	2,314	2,414
September	2,977	3,151
October	3,895	
November	4,469	
December	5,011	
January	6,511	
February	7,026	
March	8,149	
April	8,844	
May	9,086	
June	9,086	

QUALITY

	Quantity	Base Number	Contract	AT	Region	England
% of FP17s for the same patient ID Re-attending within 3 months - Children	19	505	3.8%	9.2%	10.8%	11.5%
% of FP17s for the same patient ID Re-attending within 3 months - Adults	98	1,231	8.0%	14.8%	15.2%	15.4%
% of FP17s for the same patient ID Re-attending between 3 & 9 months - Children	303	505	60.0%	61.5%	62.2%	59.7%
% of FP17s for the same patient ID Re-attending between 3 & 9 months - Adults	714	1,231	58.0%	52.4%	52.9%	51.7%
% of FP17s for Band 1 Urgent Courses	121	1,466	8.3%	9.3%	9.7%	9.2%
% of FP17s Relating to Free Repair or Replacements	8	1,466	0.5%	0.5%	0.6%	0.7%
% of FP17s Relating to Continuations	3	1,466	0.2%	0.7%	0.7%	0.8%
% of Patients satisfied with the dentistry they have received	1	1	N/A	93.6%	93.6%	93.5%
% of Patients satisfied with the time they had to wait for an appointment	1	1	N/A	88.5%	86.3%	87.4%

* This is based on patients treated on this contract for their most recent course of treatment. Figures in italics indicate the base number of FP17s or Patient Questionnaire responses are less than 100. N/A is shown where the base number of responses is less than 10 during the period. % is calculated as Quantity/Base number*100

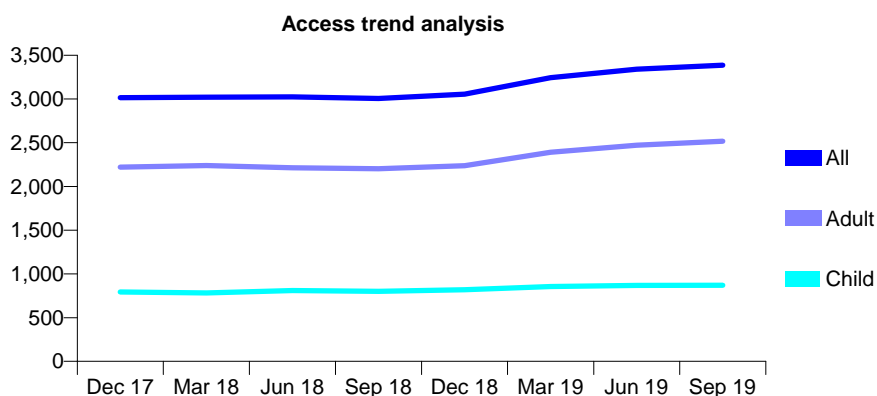
Q68 - Vital Signs At a Glance Contract Report for 180408/0001 - September 2019

Name or company name	Richard Johns Limited
Contract type name	GDS Contract
Purpose of contract	General
Contract start date	01/09/2011
Contract end date	

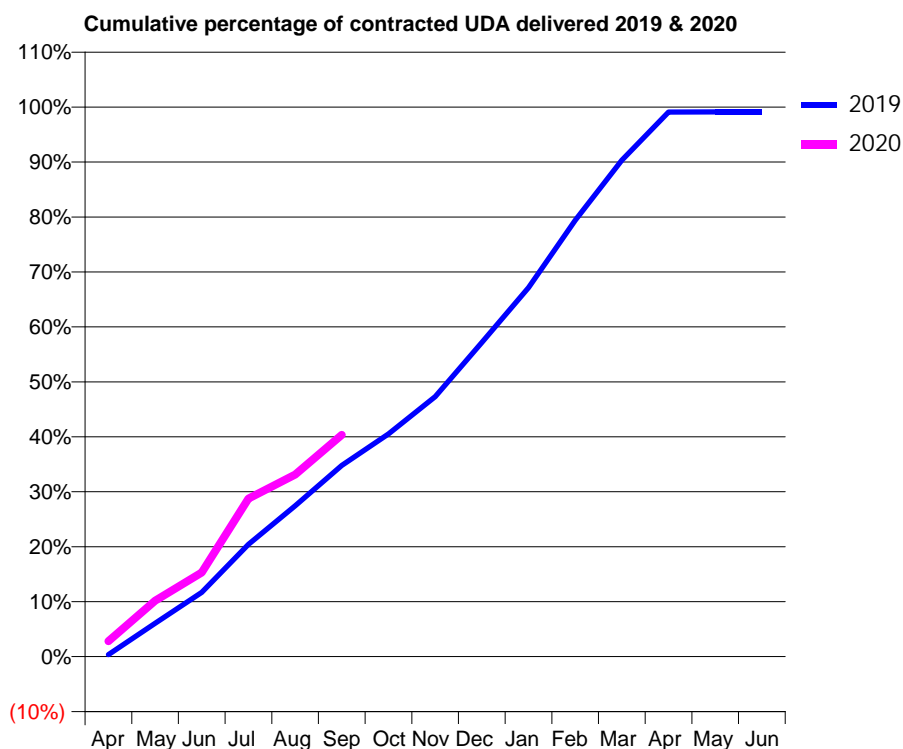
19/20 Contracted general activity (UDA)	10,342
Carry forward general activity (UDA)	91
19/20 Contracted orthodontic activity (UOA)	0
Carry forward orthodontic activity (UOA)	0
Baseline contract value	£293,060.65

ACCESS*

Patients seen in 24 months	Total	Change since previous quarter
Quarter ending September 2018	3,005	
Quarter ending December 2018	3,056	→
Quarter ending March 2019	3,245	↑
Quarter ending June 2019	3,340	↑
Quarter ending September 2019	3,387	→
Variance since September 2018	12.7%	↑



ACTIVITY



Month	Adjusted Scheduled Activity (UDA)	
	2019	2020
April	39	289
May	630	1,053
June	1,207	1,582
July	2,116	2,976
August	2,839	3,427
September	3,596	4,174
October	4,190	
November	4,891	
December	5,911	
January	6,943	
February	8,213	
March	9,343	
April	10,249	
May	10,251	
June	10,251	

QUALITY

	Quantity	Base Number	Contract	AT	Region	England
% of FP17s for the same patient ID Re-attending within 3 months - Children	50	676	7.4%	9.2%	10.8%	11.5%
% of FP17s for the same patient ID Re-attending within 3 months - Adults	259	1,845	14.0%	14.8%	15.2%	15.4%
% of FP17s for the same patient ID Re-attending between 3 & 9 months - Children	459	676	67.9%	61.5%	62.2%	59.7%
% of FP17s for the same patient ID Re-attending between 3 & 9 months - Adults	1,031	1,845	55.9%	52.4%	52.9%	51.7%
% of FP17s for Band 1 Urgent Courses	162	1,864	8.7%	9.3%	9.7%	9.2%
% of FP17s Relating to Free Repair or Replacements	24	1,864	1.3%	0.5%	0.6%	0.7%
% of FP17s Relating to Continuations	25	1,864	1.3%	0.7%	0.7%	0.8%
% of Patients satisfied with the dentistry they have received	0	0	N/A	93.6%	93.6%	93.5%
% of Patients satisfied with the time they had to wait for an appointment	0	0	N/A	88.5%	86.3%	87.4%

* This is based on patients treated on this contract for their most recent course of treatment. Figures in italics indicate the base number of FP17s or Patient Questionnaire responses are less than 100. N/A is shown where the base number of responses is less than 10 during the period. % is calculated as Quantity/Base number*100

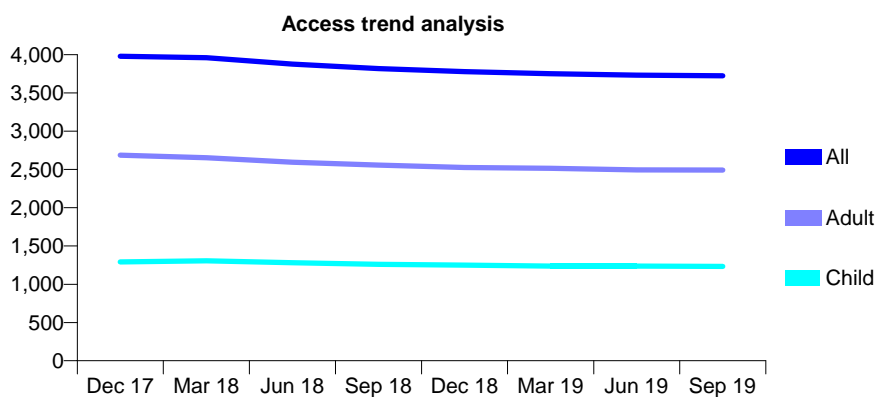
Q68 - Vital Signs At a Glance Contract Report for 182451/0001 - September 2019

Name or company name	Dentistree Horley Ltd
Contract type name	GDS Contract
Purpose of contract	General
Contract start date	01/12/2008
Contract end date	

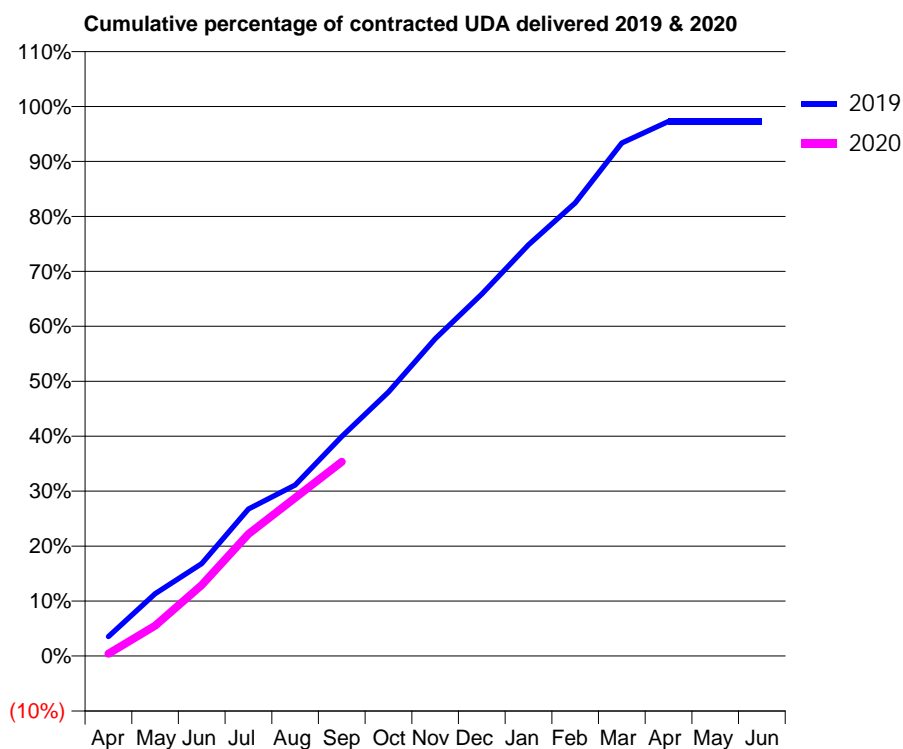
19/20 Contracted general activity (UDA)	11,250
Carry forward general activity (UDA)	306
19/20 Contracted orthodontic activity (UOA)	0
Carry forward orthodontic activity (UOA)	0
Baseline contract value	£310,298.91

ACCESS*

Patients seen in 24 months	Total	Change since previous quarter
Quarter ending September 2018	3,817	
Quarter ending December 2018	3,777	↓
Quarter ending March 2019	3,751	→
Quarter ending June 2019	3,732	→
Quarter ending September 2019	3,724	→
Variance since September 2018	(2.4%)	↓



ACTIVITY



Month	Adjusted Scheduled Activity (UDA)	
	2019	2020
April	397	49
May	1,276	621
June	1,892	1,454
July	3,011	2,501
August	3,502	3,239
September	4,493	3,975
October	5,404	
November	6,495	
December	7,410	
January	8,418	
February	9,277	
March	10,500	
April	10,944	
May	10,944	
June	10,944	

QUALITY

	Quantity	Base Number	Contract	AT	Region	England
% of FP17s for the same patient ID Re-attending within 3 months - Children	76	1,041	7.3%	9.2%	10.8%	11.5%
% of FP17s for the same patient ID Re-attending within 3 months - Adults	217	1,780	12.2%	14.8%	15.2%	15.4%
% of FP17s for the same patient ID Re-attending between 3 & 9 months - Children	773	1,041	74.3%	61.5%	62.2%	59.7%
% of FP17s for the same patient ID Re-attending between 3 & 9 months - Adults	1,127	1,780	63.3%	52.4%	52.9%	51.7%
% of FP17s for Band 1 Urgent Courses	269	2,599	10.4%	9.3%	9.7%	9.2%
% of FP17s Relating to Free Repair or Replacements	14	2,599	0.5%	0.5%	0.6%	0.7%
% of FP17s Relating to Continuations	23	2,599	0.9%	0.7%	0.7%	0.8%
% of Patients satisfied with the dentistry they have received	1	1	N/A	93.6%	93.6%	93.5%
% of Patients satisfied with the time they had to wait for an appointment	1	1	N/A	88.5%	86.3%	87.4%

* This is based on patients treated on this contract for their most recent course of treatment. Figures in italics indicate the base number of FP17s or Patient Questionnaire responses are less than 100. N/A is shown where the base number of responses is less than 10 during the period. % is calculated as Quantity/Base number*100

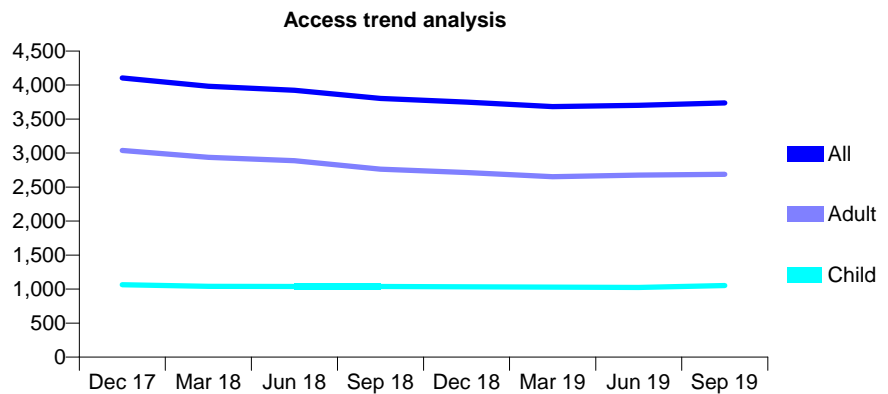
Q68 - Vital Signs At a Glance Contract Report for 185396/0001 - September 2019

Name or company name	Crowborough Dental Care Ltd
Contract type name	GDS Contract
Purpose of contract	General
Contract start date	21/01/2011
Contract end date	

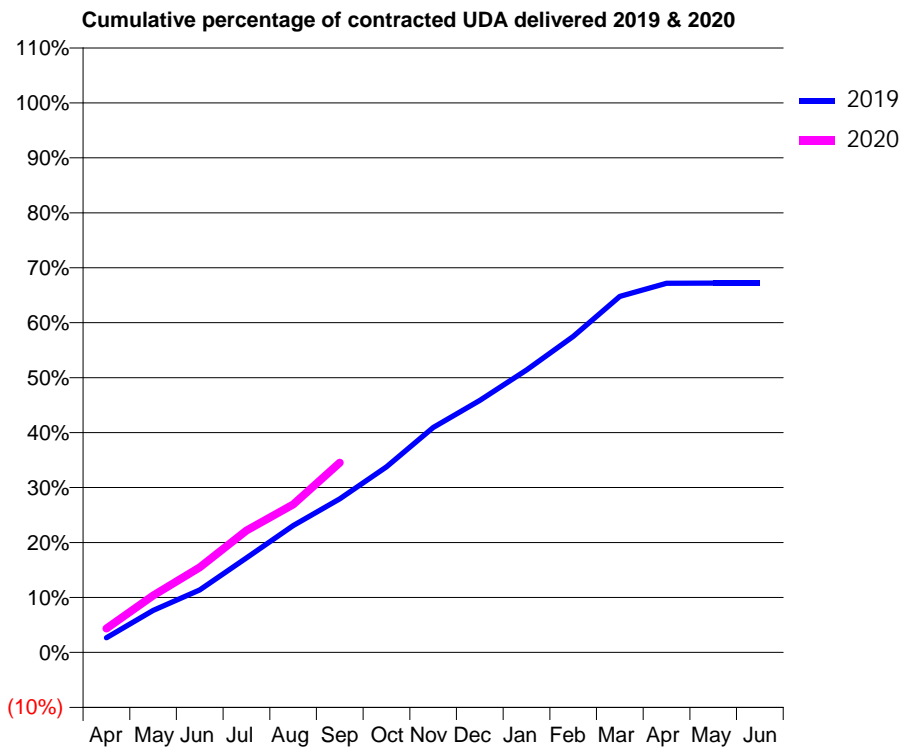
19/20 Contracted general activity (UDA)	15,692
Carry forward general activity (UDA)	0
19/20 Contracted orthodontic activity (UOA)	0
Carry forward orthodontic activity (UOA)	0
Baseline contract value	£397,075.80

ACCESS*

Patients seen in 24 months	Total	Change since previous quarter
Quarter ending September 2018	3,802	
Quarter ending December 2018	3,750	↓
Quarter ending March 2019	3,684	↓
Quarter ending June 2019	3,703	→
Quarter ending September 2019	3,738	→
Variance since September 2018	(1.7%)	↓



ACTIVITY



Month	Adjusted Scheduled Activity (UDA)	
	2019	2020
April	417	684
May	1,202	1,626
June	1,786	2,428
July	2,698	3,479
August	3,622	4,225
September	4,386	5,417
October	5,297	
November	6,422	
December	7,196	
January	8,064	
February	9,022	
March	10,164	
April	10,544	
May	10,546	
June	10,547	

QUALITY

	Quantity	Base Number	Contract	AT	Region	England
% of FP17s for the same patient ID Re-attending within 3 months - Children	53	690	7.7%	9.2%	10.8%	11.5%
% of FP17s for the same patient ID Re-attending within 3 months - Adults	212	1,556	13.6%	14.8%	15.2%	15.4%
% of FP17s for the same patient ID Re-attending between 3 & 9 months - Children	354	690	51.3%	61.5%	62.2%	59.7%
% of FP17s for the same patient ID Re-attending between 3 & 9 months - Adults	658	1,556	42.3%	52.4%	52.9%	51.7%
% of FP17s for Band 1 Urgent Courses	236	2,083	11.3%	9.3%	9.7%	9.2%
% of FP17s Relating to Free Repair or Replacements	20	2,083	1.0%	0.5%	0.6%	0.7%
% of FP17s Relating to Continuations	37	2,083	1.8%	0.7%	0.7%	0.8%
% of Patients satisfied with the dentistry they have received	1	1	N/A	93.6%	93.6%	93.5%
% of Patients satisfied with the time they had to wait for an appointment	1	1	N/A	88.5%	86.3%	87.4%

* This is based on patients treated on this contract for their most recent course of treatment. Figures in italics indicate the base number of FP17s or Patient Questionnaire responses are less than 100. N/A is shown where the base number of responses is less than 10 during the period. % is calculated as Quantity/Base number*100

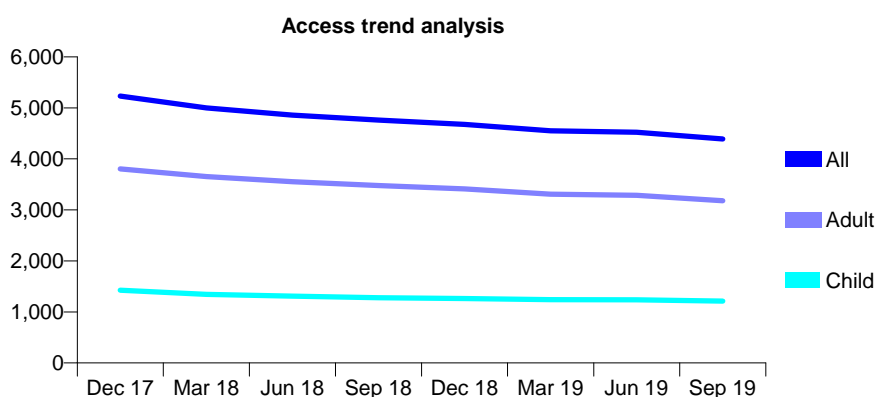
Q68 - Vital Signs At a Glance Contract Report for 185825/0001 - September 2019

Name or company name	Horsham Dental Care Ltd
Contract type name	GDS Contract
Purpose of contract	General
Contract start date	01/11/2007
Contract end date	

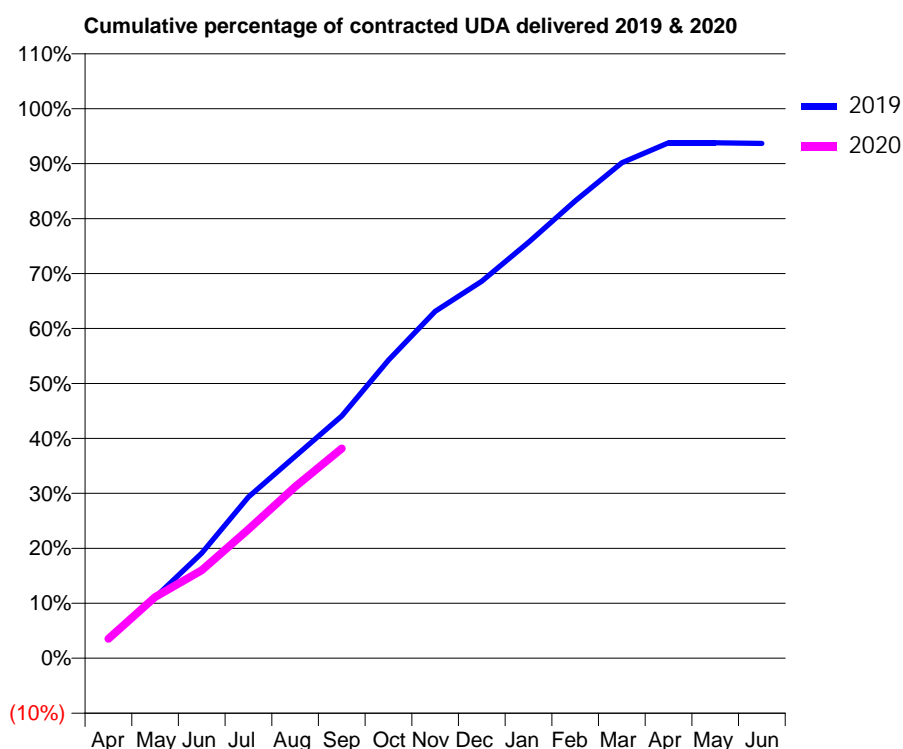
19/20 Contracted general activity (UDA)	14,482
Carry forward general activity (UDA)	0
19/20 Contracted orthodontic activity (UOA)	0
Carry forward orthodontic activity (UOA)	0
Baseline contract value	£390,337.27

ACCESS*

Patients seen in 24 months	Total	Change since previous quarter
Quarter ending September 2018	4,759	
Quarter ending December 2018	4,677	↓
Quarter ending March 2019	4,550	↓
Quarter ending June 2019	4,521	→
Quarter ending September 2019	4,392	↓
Variance since September 2018	(7.7%)	↓



ACTIVITY



Month	2019	2020
April	522	513
May	1,605	1,615
June	2,768	2,319
July	4,250	3,396
August	5,322	4,522
September	6,384	5,526
October	7,856	
November	9,144	
December	9,935	
January	10,959	
February	12,051	
March	13,054	
April	13,580	
May	13,580	
June	13,564	

QUALITY

	Quantity	Base Number	Contract	AT	Region	England
% of FP17s for the same patient ID Re-attending within 3 months - Children	45	701	6.4%	9.2%	10.8%	11.5%
% of FP17s for the same patient ID Re-attending within 3 months - Adults	151	1,651	9.1%	14.8%	15.2%	15.4%
% of FP17s for the same patient ID Re-attending between 3 & 9 months - Children	363	701	51.8%	61.5%	62.2%	59.7%
% of FP17s for the same patient ID Re-attending between 3 & 9 months - Adults	742	1,651	44.9%	52.4%	52.9%	51.7%
% of FP17s for Band 1 Urgent Courses	169	2,188	7.7%	9.3%	9.7%	9.2%
% of FP17s Relating to Free Repair or Replacements	0	2,188	0.0%	0.5%	0.6%	0.7%
% of FP17s Relating to Continuations	20	2,188	0.9%	0.7%	0.7%	0.8%
% of Patients satisfied with the dentistry they have received	1	1	N/A	93.6%	93.6%	93.5%
% of Patients satisfied with the time they had to wait for an appointment	0	1	N/A	88.5%	86.3%	87.4%

* This is based on patients treated on this contract for their most recent course of treatment.

Figures in italics indicate the base number of FP17s or Patient Questionnaire responses are less than 100. N/A is shown where the base number of responses is less than 10 during the period. % is calculated as Quantity/Base number*100

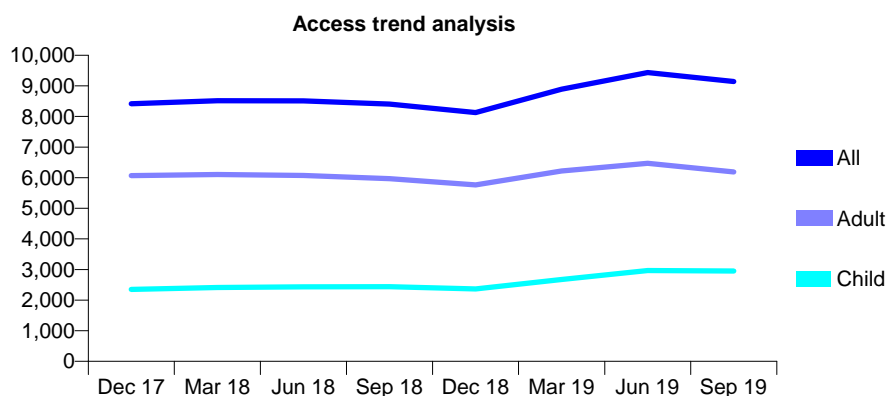
Q68 - Vital Signs At a Glance Contract Report for 186031/0001 - September 2019

Name or company name	Holbrook Practice Ltd
Contract type name	GDS Contract
Purpose of contract	General
Contract start date	01/04/2010
Contract end date	

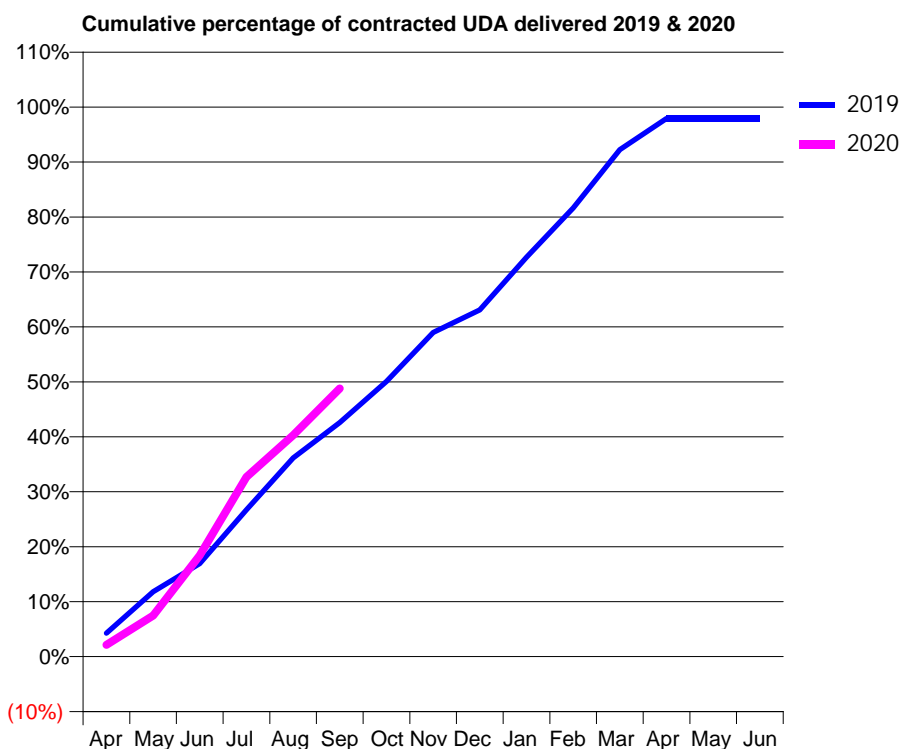
19/20 Contracted general activity (UDA)	25,652
Carry forward general activity (UDA)	531
19/20 Contracted orthodontic activity (UOA)	0
Carry forward orthodontic activity (UOA)	0
Baseline contract value	£667,440.78

ACCESS*

Patients seen in 24 months	Total	Change since previous quarter
Quarter ending September 2018	8,407	
Quarter ending December 2018	8,130	↓
Quarter ending March 2019	8,893	↑
Quarter ending June 2019	9,435	↑
Quarter ending September 2019	9,145	↓
Variance since September 2018	8.8%	↑



ACTIVITY



Month	Adjusted Scheduled Activity (UDA)	
	2019	2020
April	1,099	549
May	3,028	1,923
June	4,344	4,729
July	6,854	8,391
August	9,269	10,336
September	10,929	12,512
October	12,843	
November	15,132	
December	16,185	
January	18,642	
February	20,945	
March	23,664	
April	25,122	
May	25,120	
June	25,120	

QUALITY

	Quantity	Base Number	Contract	AT	Region	England
% of FP17s for the same patient ID Re-attending within 3 months - Children	133	2,576	5.2%	9.2%	10.8%	11.5%
% of FP17s for the same patient ID Re-attending within 3 months - Adults	395	4,833	8.2%	14.8%	15.2%	15.4%
% of FP17s for the same patient ID Re-attending between 3 & 9 months - Children	1,301	2,576	50.5%	61.5%	62.2%	59.7%
% of FP17s for the same patient ID Re-attending between 3 & 9 months - Adults	2,434	4,833	50.4%	52.4%	52.9%	51.7%
% of FP17s for Band 1 Urgent Courses	427	6,776	6.3%	9.3%	9.7%	9.2%
% of FP17s Relating to Free Repair or Replacements	16	6,776	0.2%	0.5%	0.6%	0.7%
% of FP17s Relating to Continuations	17	6,776	0.3%	0.7%	0.7%	0.8%
% of Patients satisfied with the dentistry they have received	4	5	N/A	93.6%	93.6%	93.5%
% of Patients satisfied with the time they had to wait for an appointment	4	5	N/A	88.5%	86.3%	87.4%

* This is based on patients treated on this contract for their most recent course of treatment. Figures in italics indicate the base number of FP17s or Patient Questionnaire responses are less than 100. N/A is shown where the base number of responses is less than 10 during the period. % is calculated as Quantity/Base number*100

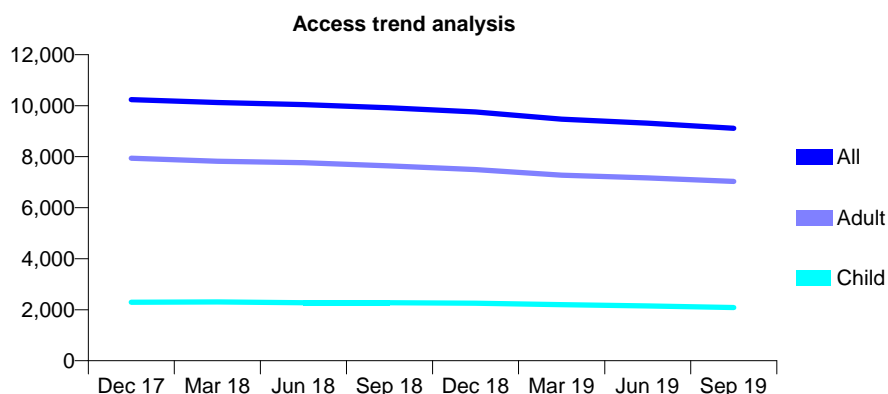
Q68 - Vital Signs At a Glance Contract Report for 186643/0002 - September 2019

Name or company name	Moat Road Dental Care
Contract type name	GDS Contract
Purpose of contract	General
Contract start date	01/09/2008
Contract end date	

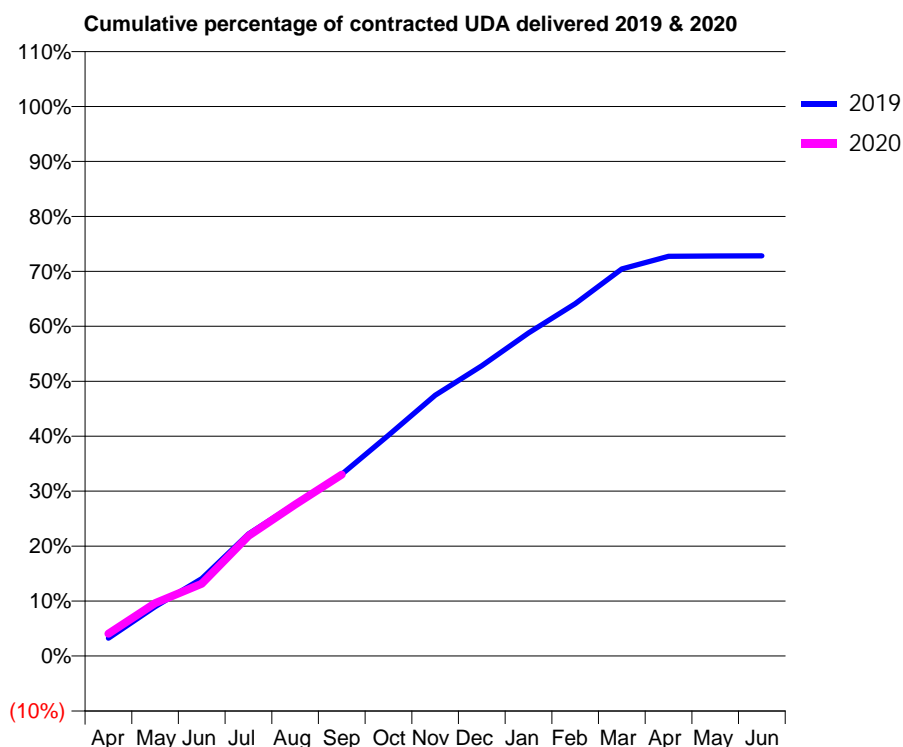
19/20 Contracted general activity (UDA)	37,171
Carry forward general activity (UDA)	0
19/20 Contracted orthodontic activity (UOA)	0
Carry forward orthodontic activity (UOA)	0
Baseline contract value	£923,497.72

ACCESS*

Patients seen in 24 months	Total	Change since previous quarter
Quarter ending September 2018	9,915	
Quarter ending December 2018	9,755	↓
Quarter ending March 2019	9,474	↓
Quarter ending June 2019	9,316	↓
Quarter ending September 2019	9,117	↓
Variance since September 2018	(8.0%)	↓



ACTIVITY



Month	Adjusted Scheduled Activity (UDA)	
	2019	2020
April	1,208	1,512
May	3,342	3,580
June	5,239	4,889
July	8,262	8,118
August	10,290	10,249
September	12,288	12,272
October	14,930	
November	17,641	
December	19,634	
January	21,856	
February	23,832	
March	26,183	
April	27,042	
May	27,058	
June	27,062	

QUALITY

	Quantity	Base Number	Contract	AT	Region	England
% of FP17s for the same patient ID Re-attending within 3 months - Children	85	1,376	6.2%	9.2%	10.8%	11.5%
% of FP17s for the same patient ID Re-attending within 3 months - Adults	559	4,176	13.4%	14.8%	15.2%	15.4%
% of FP17s for the same patient ID Re-attending between 3 & 9 months - Children	746	1,376	54.2%	61.5%	62.2%	59.7%
% of FP17s for the same patient ID Re-attending between 3 & 9 months - Adults	2,133	4,176	51.1%	52.4%	52.9%	51.7%
% of FP17s for Band 1 Urgent Courses	506	5,164	9.8%	9.3%	9.7%	9.2%
% of FP17s Relating to Free Repair or Replacements	80	5,164	1.5%	0.5%	0.6%	0.7%
% of FP17s Relating to Continuations	109	5,164	2.1%	0.7%	0.7%	0.8%
% of Patients satisfied with the dentistry they have received	3	3	N/A	93.6%	93.6%	93.5%
% of Patients satisfied with the time they had to wait for an appointment	3	3	N/A	88.5%	86.3%	87.4%

* This is based on patients treated on this contract for their most recent course of treatment. Figures in italics indicate the base number of FP17s or Patient Questionnaire responses are less than 100. N/A is shown where the base number of responses is less than 10 during the period. % is calculated as Quantity/Base number*100

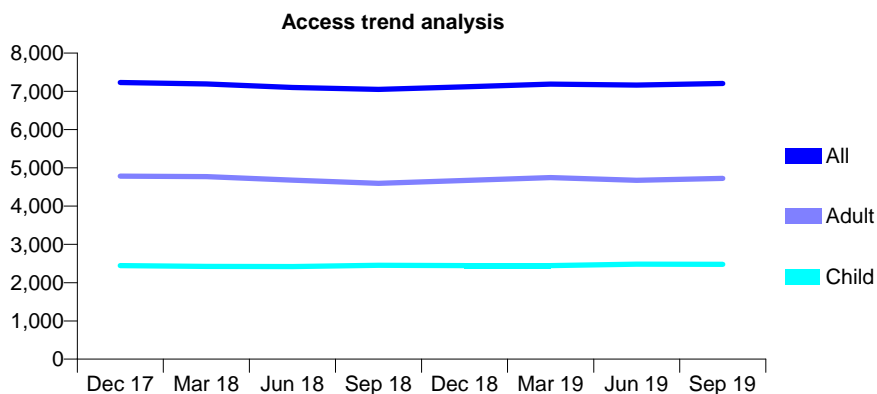
Q68 - Vital Signs At a Glance Contract Report for 188255/0001 - September 2019

Name or company name	Mr A Vaidya and Mrs S Vaidya
Contract type name	GDS Contract
Purpose of contract	General
Contract start date	15/12/2008
Contract end date	

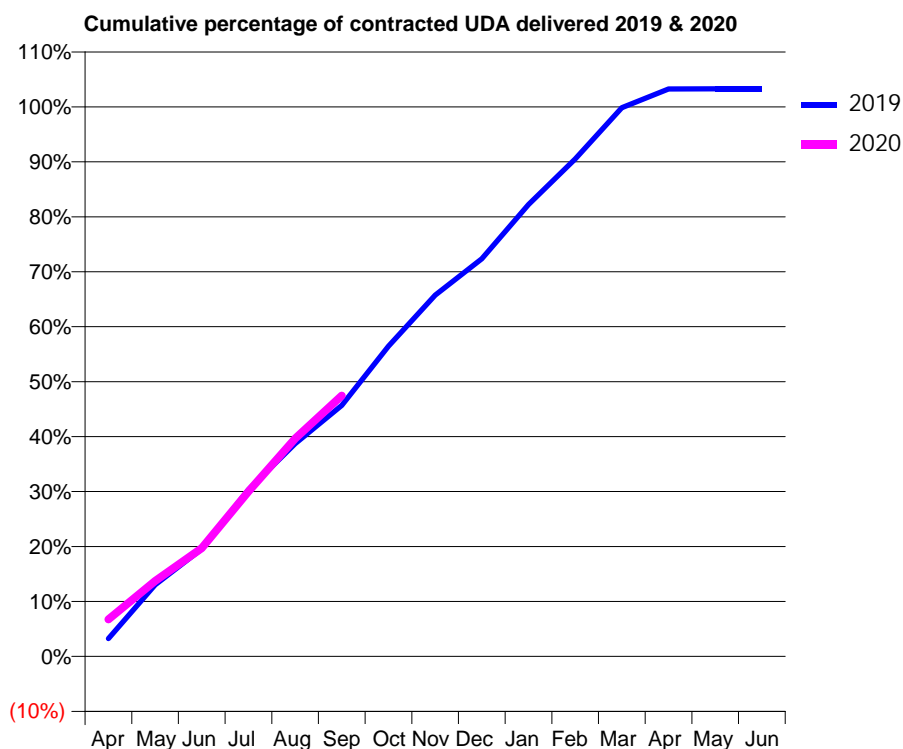
19/20 Contracted general activity (UDA)	11,000
Carry forward general activity (UDA)	0
19/20 Contracted orthodontic activity (UOA)	0
Carry forward orthodontic activity (UOA)	0
Baseline contract value	£303,853.98

ACCESS*

Patients seen in 24 months	Total	Change since previous quarter
Quarter ending September 2018	7,051	
Quarter ending December 2018	7,117	→
Quarter ending March 2019	7,191	→
Quarter ending June 2019	7,161	→
Quarter ending September 2019	7,205	→
Variance since September 2018	2.2%	↑



ACTIVITY



Adjusted Scheduled Activity (UDA)		
Month	2019	2020
April	421	743
May	1,696	1,511
June	2,541	2,165
July	3,941	3,300
August	5,032	4,360
September	5,939	5,219
October	7,340	
November	8,547	
December	9,407	
January	10,691	
February	11,768	
March	12,981	
April	13,421	
May	13,424	
June	13,428	

QUALITY

	Quantity	Base Number	Contract	AT	Region	England
% of FP17s for the same patient ID Re-attending within 3 months - Children	106	1,800	5.9%	9.2%	10.8%	11.5%
% of FP17s for the same patient ID Re-attending within 3 months - Adults	261	2,406	10.8%	14.8%	15.2%	15.4%
% of FP17s for the same patient ID Re-attending between 3 & 9 months - Children	1,125	1,800	62.5%	61.5%	62.2%	59.7%
% of FP17s for the same patient ID Re-attending between 3 & 9 months - Adults	1,297	2,406	53.9%	52.4%	52.9%	51.7%
% of FP17s for Band 1 Urgent Courses	276	3,492	7.9%	9.3%	9.7%	9.2%
% of FP17s Relating to Free Repair or Replacements	14	3,492	0.4%	0.5%	0.6%	0.7%
% of FP17s Relating to Continuations	27	3,492	0.8%	0.7%	0.7%	0.8%
% of Patients satisfied with the dentistry they have received	4	4	N/A	93.6%	93.6%	93.5%
% of Patients satisfied with the time they had to wait for an appointment	4	4	N/A	88.5%	86.3%	87.4%

* This is based on patients treated on this contract for their most recent course of treatment.

Figures in italics indicate the base number of FP17s or Patient Questionnaire responses are less than 100. N/A is shown where the base number of responses is less than 10 during the period. % is calculated as Quantity/Base number*100

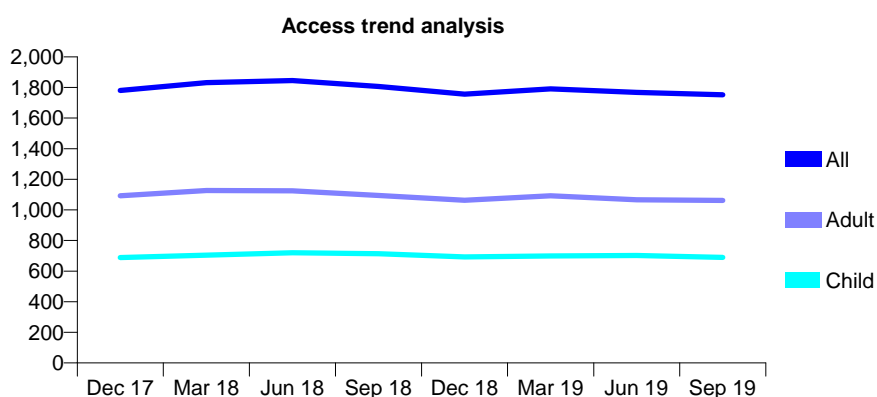
Q68 - Vital Signs At a Glance Contract Report for 188751/0002 - September 2019

Name or company name	Mr P Boamah & Mr C Amin.
Contract type name	GDS Contract
Purpose of contract	General
Contract start date	01/04/2011
Contract end date	

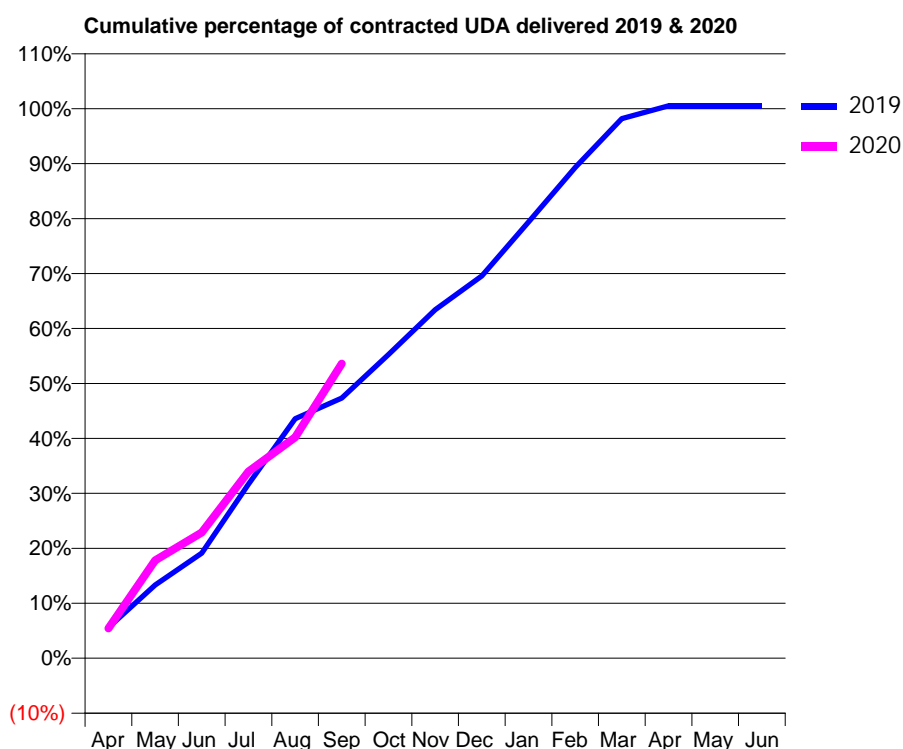
19/20 Contracted general activity (UDA)	4,000
Carry forward general activity (UDA)	0
19/20 Contracted orthodontic activity (UOA)	0
Carry forward orthodontic activity (UOA)	0
Baseline contract value	£102,319.26

ACCESS*

Patients seen in 24 months	Total	Change since previous quarter
Quarter ending September 2018	1,807	
Quarter ending December 2018	1,756	↓
Quarter ending March 2019	1,791	→
Quarter ending June 2019	1,768	↓
Quarter ending September 2019	1,752	→
Variance since September 2018	(3.0%)	↓



ACTIVITY



Month	2019	2020
April	224	218
May	534	713
June	765	914
July	1,267	1,359
August	1,743	1,608
September	1,893	2,144
October	2,211	
November	2,537	
December	2,783	
January	3,175	
February	3,572	
March	3,928	
April	4,020	
May	4,020	
June	4,020	

QUALITY

	Quantity	Base Number	Contract	AT	Region	England
% of FP17s for the same patient ID Re-attending within 3 months - Children	23	583	3.9%	9.2%	10.8%	11.5%
% of FP17s for the same patient ID Re-attending within 3 months - Adults	101	752	13.4%	14.8%	15.2%	15.4%
% of FP17s for the same patient ID Re-attending between 3 & 9 months - Children	391	583	67.1%	61.5%	62.2%	59.7%
% of FP17s for the same patient ID Re-attending between 3 & 9 months - Adults	446	752	59.3%	52.4%	52.9%	51.7%
% of FP17s for Band 1 Urgent Courses	81	1,275	6.4%	9.3%	9.7%	9.2%
% of FP17s Relating to Free Repair or Replacements	7	1,275	0.5%	0.5%	0.6%	0.7%
% of FP17s Relating to Continuations	5	1,275	0.4%	0.7%	0.7%	0.8%
% of Patients satisfied with the dentistry they have received	0	0	N/A	93.6%	93.6%	93.5%
% of Patients satisfied with the time they had to wait for an appointment	0	0	N/A	88.5%	86.3%	87.4%

* This is based on patients treated on this contract for their most recent course of treatment.

Figures in italics indicate the base number of FP17s or Patient Questionnaire responses are less than 100. N/A is shown where the base number of responses is less than 10 during the period. % is calculated as Quantity/Base number*100

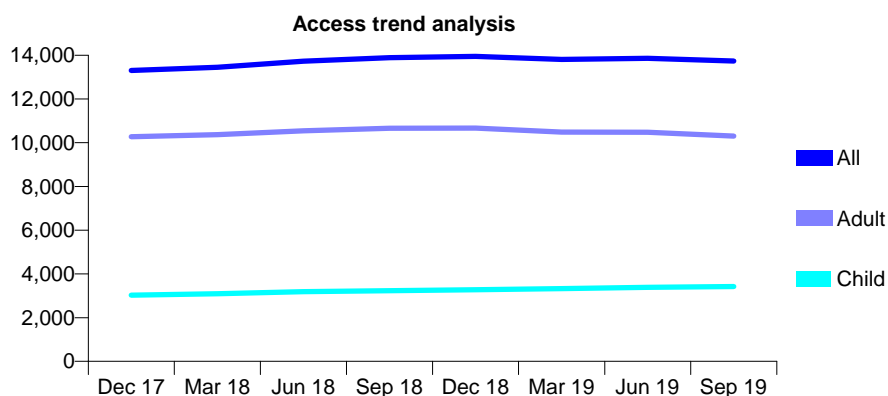
Q68 - Vital Signs At a Glance Contract Report for 189111/0001 - September 2019

Name or company name	Seaside Dental Practice Limited
Contract type name	GDS Contract
Purpose of contract	General
Contract start date	01/10/2010
Contract end date	

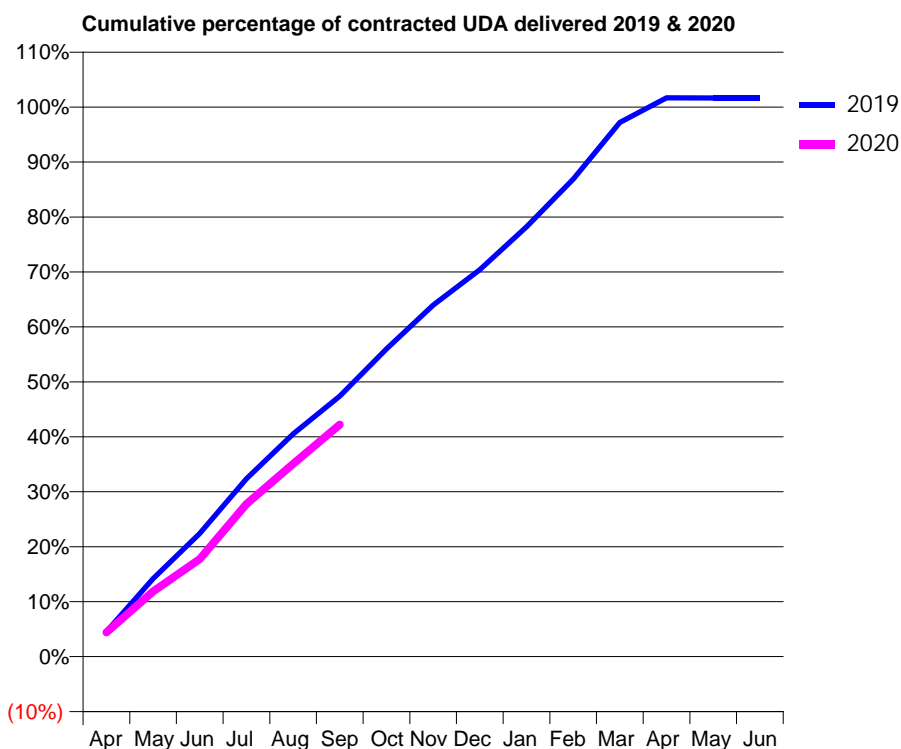
19/20 Contracted general activity (UDA)	37,000
Carry forward general activity (UDA)	0
19/20 Contracted orthodontic activity (UOA)	0
Carry forward orthodontic activity (UOA)	0
Baseline contract value	£945,317.96

ACCESS*

Patients seen in 24 months	Total	Change since previous quarter
Quarter ending September 2018	13,892	
Quarter ending December 2018	13,947	→
Quarter ending March 2019	13,809	→
Quarter ending June 2019	13,861	→
Quarter ending September 2019	13,735	→
Variance since September 2018	(1.1%)	↓



ACTIVITY



Month	Adjusted Scheduled Activity (UDA)	
	2019	2020
April	1,693	1,638
May	5,260	4,399
June	8,288	6,567
July	11,983	10,274
August	14,988	12,978
September	17,538	15,618
October	20,718	
November	23,664	
December	26,053	
January	28,933	
February	32,151	
March	35,962	
April	37,613	
May	37,609	
June	37,608	

QUALITY

	Quantity	Base Number	Contract	AT	Region	England
% of FP17s for the same patient ID Re-attending within 3 months - Children	140	2,578	5.4%	9.2%	10.8%	11.5%
% of FP17s for the same patient ID Re-attending within 3 months - Adults	783	6,873	11.4%	14.8%	15.2%	15.4%
% of FP17s for the same patient ID Re-attending between 3 & 9 months - Children	1,570	2,578	60.9%	61.5%	62.2%	59.7%
% of FP17s for the same patient ID Re-attending between 3 & 9 months - Adults	3,209	6,873	46.7%	52.4%	52.9%	51.7%
% of FP17s for Band 1 Urgent Courses	835	8,704	9.6%	9.3%	9.7%	9.2%
% of FP17s Relating to Free Repair or Replacements	32	8,704	0.4%	0.5%	0.6%	0.7%
% of FP17s Relating to Continuations	116	8,704	1.3%	0.7%	0.7%	0.8%
% of Patients satisfied with the dentistry they have received	6	6	N/A	93.6%	93.6%	93.5%
% of Patients satisfied with the time they had to wait for an appointment	5	6	N/A	88.5%	86.3%	87.4%

* This is based on patients treated on this contract for their most recent course of treatment. Figures in italics indicate the base number of FP17s or Patient Questionnaire responses are less than 100. N/A is shown where the base number of responses is less than 10 during the period. % is calculated as Quantity/Base number*100

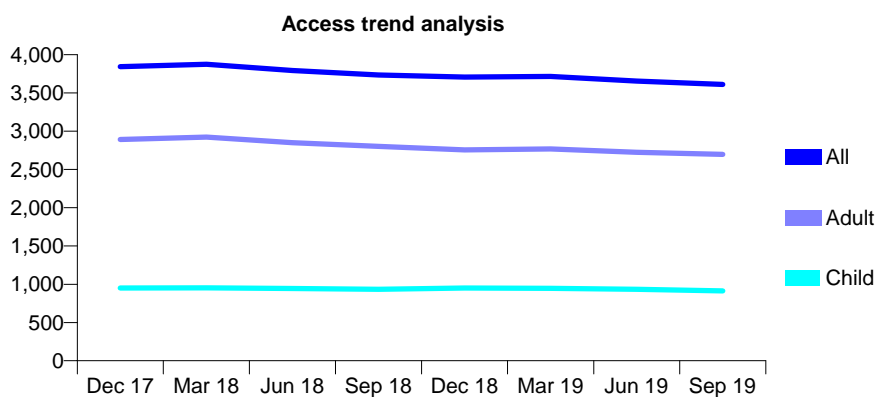
Q68 - Vital Signs At a Glance Contract Report for 189650/0001 - September 2019

Name or company name	Mr A Gill and Ms K Kaur
Contract type name	GDS Contract
Purpose of contract	General
Contract start date	01/04/2009
Contract end date	

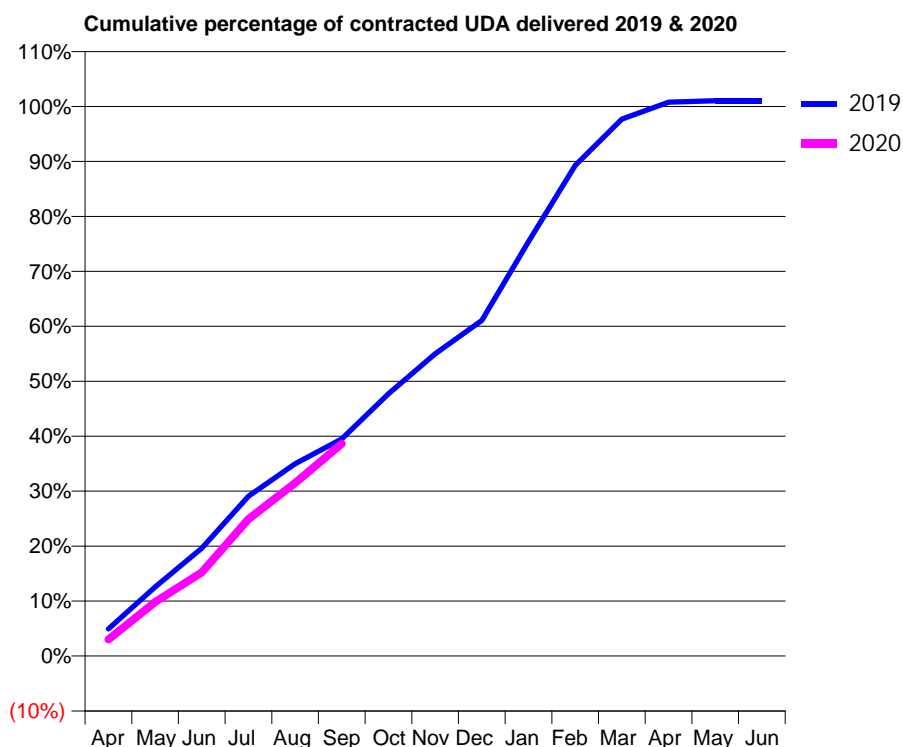
19/20 Contracted general activity (UDA)	11,018
Carry forward general activity (UDA)	0
19/20 Contracted orthodontic activity (UOA)	0
Carry forward orthodontic activity (UOA)	0
Baseline contract value	£303,654.48

ACCESS*

Patients seen in 24 months	Total	Change since previous quarter
Quarter ending September 2018	3,735	
Quarter ending December 2018	3,708	→
Quarter ending March 2019	3,715	→
Quarter ending June 2019	3,656	↓
Quarter ending September 2019	3,610	↓
Variance since September 2018	(3.3%)	↓



ACTIVITY



Month	Adjusted Scheduled Activity (UDA)	
	2019	2020
April	544	334
May	1,387	1,085
June	2,161	1,677
July	3,204	2,745
August	3,858	3,470
September	4,352	4,255
October	5,258	
November	6,060	
December	6,725	
January	8,308	
February	9,834	
March	10,764	
April	11,103	
May	11,133	
June	11,133	

QUALITY

	Quantity	Base Number	Contract	AT	Region	England
% of FP17s for the same patient ID Re-attending within 3 months - Children	36	660	5.5%	9.2%	10.8%	11.5%
% of FP17s for the same patient ID Re-attending within 3 months - Adults	213	1,729	12.3%	14.8%	15.2%	15.4%
% of FP17s for the same patient ID Re-attending between 3 & 9 months - Children	455	660	68.9%	61.5%	62.2%	59.7%
% of FP17s for the same patient ID Re-attending between 3 & 9 months - Adults	1,117	1,729	64.6%	52.4%	52.9%	51.7%
% of FP17s for Band 1 Urgent Courses	192	2,207	8.7%	9.3%	9.7%	9.2%
% of FP17s Relating to Free Repair or Replacements	8	2,207	0.4%	0.5%	0.6%	0.7%
% of FP17s Relating to Continuations	1	2,207	0.0%	0.7%	0.7%	0.8%
% of Patients satisfied with the dentistry they have received	1	1	N/A	93.6%	93.6%	93.5%
% of Patients satisfied with the time they had to wait for an appointment	1	1	N/A	88.5%	86.3%	87.4%

* This is based on patients treated on this contract for their most recent course of treatment. Figures in italics indicate the base number of FP17s or Patient Questionnaire responses are less than 100. N/A is shown where the base number of responses is less than 10 during the period. % is calculated as Quantity/Base number*100

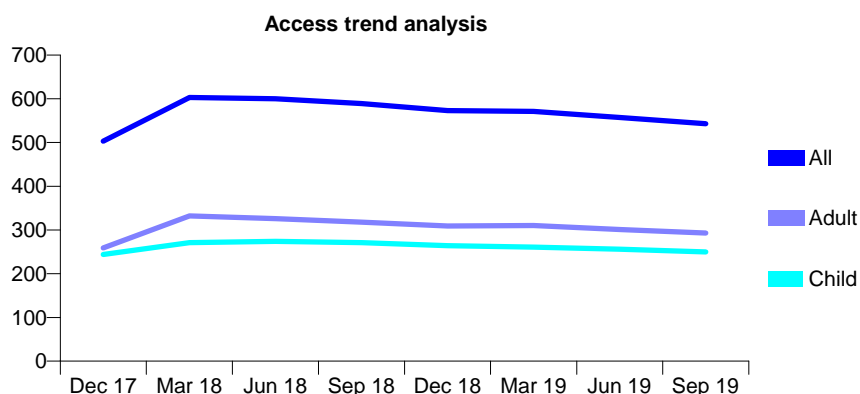
Q68 - Vital Signs At a Glance Contract Report for 190195/0021 - September 2019

Name or company name	Xeon Smiles UK Ltd
Contract type name	GDS Contract
Purpose of contract	General
Contract start date	01/01/2013
Contract end date	

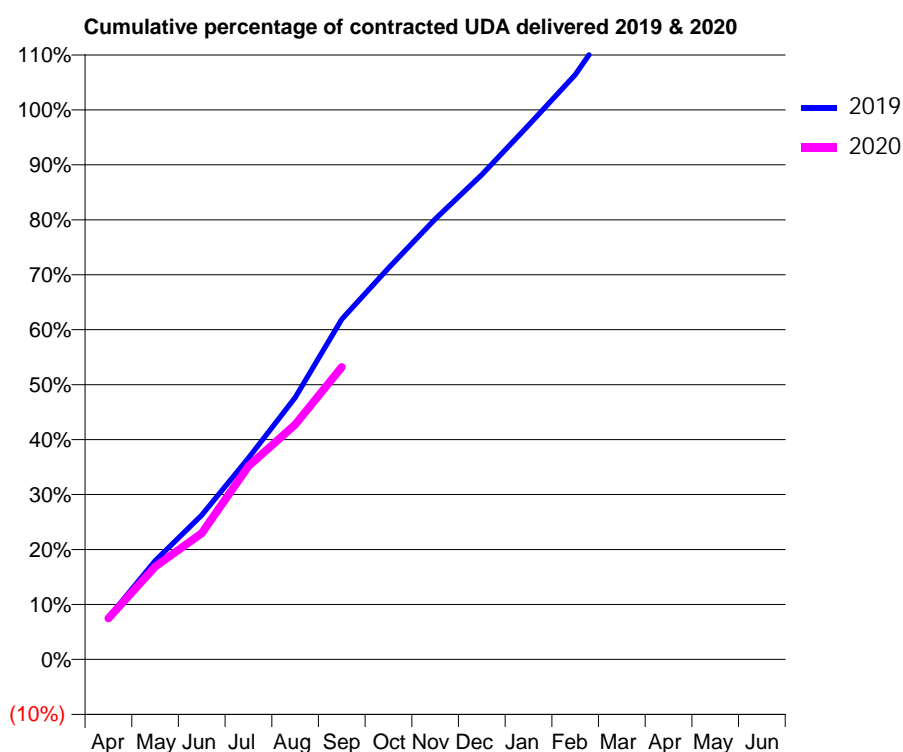
19/20 Contracted general activity (UDA)	1,134
Carry forward general activity (UDA)	0
19/20 Contracted orthodontic activity (UOA)	0
Carry forward orthodontic activity (UOA)	0
Baseline contract value	£26,679.81

ACCESS*

Patients seen in 24 months	Total	Change since previous quarter
Quarter ending September 2018	589	
Quarter ending December 2018	573	↓
Quarter ending March 2019	571	→
Quarter ending June 2019	557	↓
Quarter ending September 2019	543	↓
Variance since September 2018	(7.8%)	↓



ACTIVITY



Month	Adjusted Scheduled Activity (UDA)	
	2019	2020
April	87	85
May	204	191
June	298	260
July	416	399
August	541	485
September	702	603
October	807	
November	909	
December	1,000	
January	1,102	
February	1,207	
March	1,344	
April	1,392	
May	1,383	
June	1,384	

QUALITY

	Quantity	Base Number	Contract	AT	Region	England
% of FP17s for the same patient ID Re-attending within 3 months - Children	25	230	10.9%	9.2%	10.8%	11.5%
% of FP17s for the same patient ID Re-attending within 3 months - Adults	13	196	6.6%	14.8%	15.2%	15.4%
% of FP17s for the same patient ID Re-attending between 3 & 9 months - Children	165	230	71.7%	61.5%	62.2%	59.7%
% of FP17s for the same patient ID Re-attending between 3 & 9 months - Adults	131	196	66.8%	52.4%	52.9%	51.7%
% of FP17s for Band 1 Urgent Courses	25	395	6.3%	9.3%	9.7%	9.2%
% of FP17s Relating to Free Repair or Replacements	0	395	0.0%	0.5%	0.6%	0.7%
% of FP17s Relating to Continuations	0	395	0.0%	0.7%	0.7%	0.8%
% of Patients satisfied with the dentistry they have received	0	0	N/A	93.6%	93.6%	93.5%
% of Patients satisfied with the time they had to wait for an appointment	0	0	N/A	88.5%	86.3%	87.4%

* This is based on patients treated on this contract for their most recent course of treatment. Figures in italics indicate the base number of FP17s or Patient Questionnaire responses are less than 100. N/A is shown where the base number of responses is less than 10 during the period. % is calculated as Quantity/Base number*100

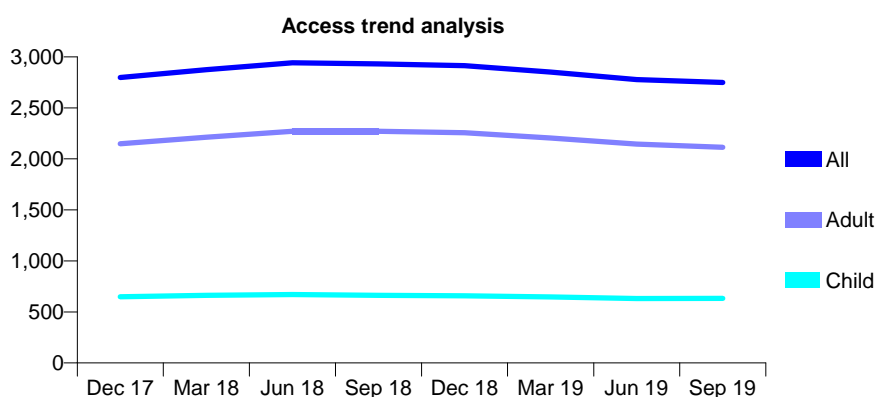
Q68 - Vital Signs At a Glance Contract Report for 190829/0001 - September 2019

Name or company name	The Sea Road Dental Practice Partnership
Contract type name	GDS Contract
Purpose of contract	General
Contract start date	20/01/2014
Contract end date	

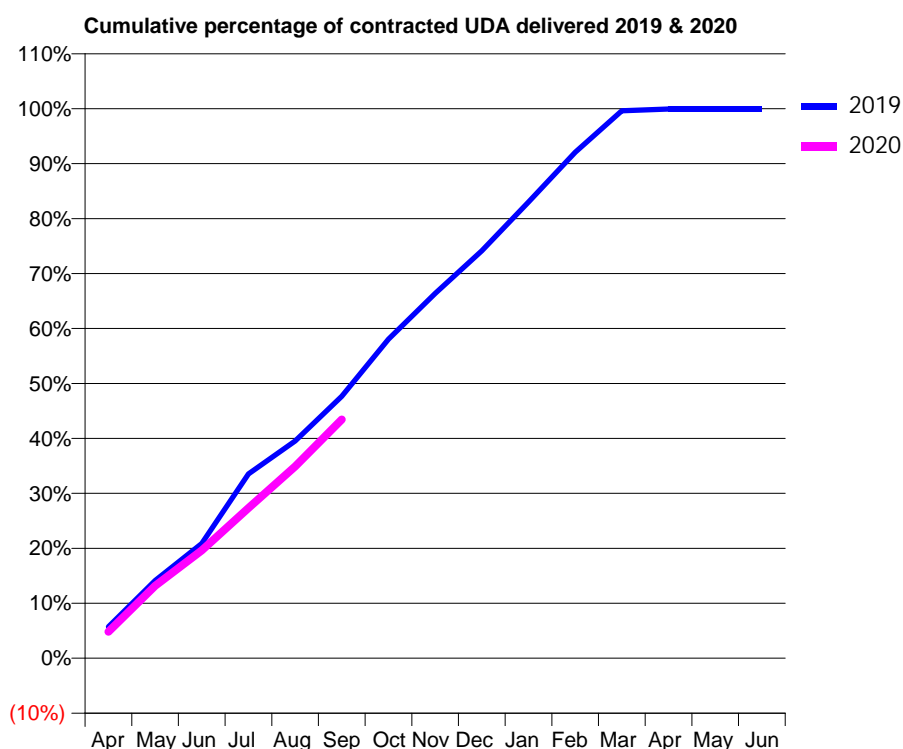
19/20 Contracted general activity (UDA)	6,800
Carry forward general activity (UDA)	4
19/20 Contracted orthodontic activity (UOA)	0
Carry forward orthodontic activity (UOA)	0
Baseline contract value	£184,161.90

ACCESS*

Patients seen in 24 months	Total	Change since previous quarter
Quarter ending September 2018	2,932	
Quarter ending December 2018	2,915	→
Quarter ending March 2019	2,851	↓
Quarter ending June 2019	2,777	↓
Quarter ending September 2019	2,748	↓
Variance since September 2018	(6.3%)	↓



ACTIVITY



Month	2019	2020
April	390	328
May	961	896
June	1,418	1,333
July	2,280	1,859
August	2,689	2,374
September	3,242	2,955
October	3,948	
November	4,513	
December	5,041	
January	5,645	
February	6,262	
March	6,773	
April	6,795	
May	6,795	
June	6,795	

QUALITY

	Quantity	Base Number	Contract	AT	Region	England
% of FP17s for the same patient ID Re-attending within 3 months - Children	15	522	2.9%	9.2%	10.8%	11.5%
% of FP17s for the same patient ID Re-attending within 3 months - Adults	91	1,287	7.1%	14.8%	15.2%	15.4%
% of FP17s for the same patient ID Re-attending between 3 & 9 months - Children	380	522	72.8%	61.5%	62.2%	59.7%
% of FP17s for the same patient ID Re-attending between 3 & 9 months - Adults	677	1,287	52.6%	52.4%	52.9%	51.7%
% of FP17s for Band 1 Urgent Courses	77	1,796	4.3%	9.3%	9.7%	9.2%
% of FP17s Relating to Free Repair or Replacements	6	1,796	0.3%	0.5%	0.6%	0.7%
% of FP17s Relating to Continuations	7	1,796	0.4%	0.7%	0.7%	0.8%
% of Patients satisfied with the dentistry they have received	0	0	N/A	93.6%	93.6%	93.5%
% of Patients satisfied with the time they had to wait for an appointment	0	0	N/A	88.5%	86.3%	87.4%

* This is based on patients treated on this contract for their most recent course of treatment.

Figures in italics indicate the base number of FP17s or Patient Questionnaire responses are less than 100. N/A is shown where the base number of responses is less than 10 during the period. % is calculated as Quantity/Base number*100

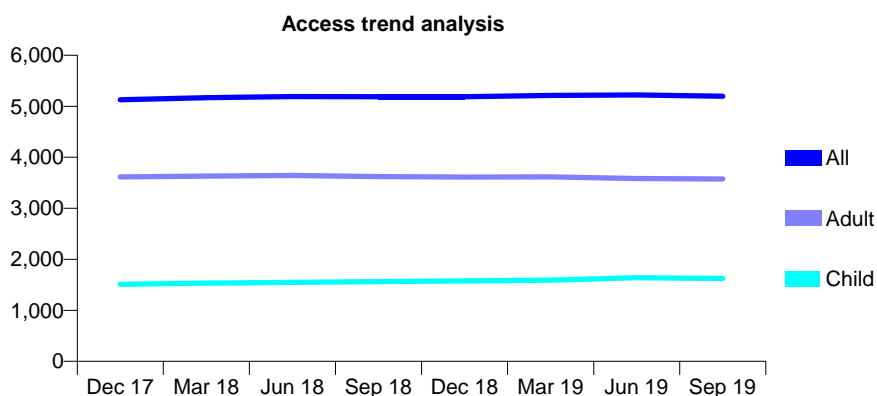
Q68 - Vital Signs At a Glance Contract Report for 191043/0001 - September 2019

Name or company name	Pembroke Practice Limited
Contract type name	GDS Contract
Purpose of contract	General
Contract start date	01/03/2011
Contract end date	

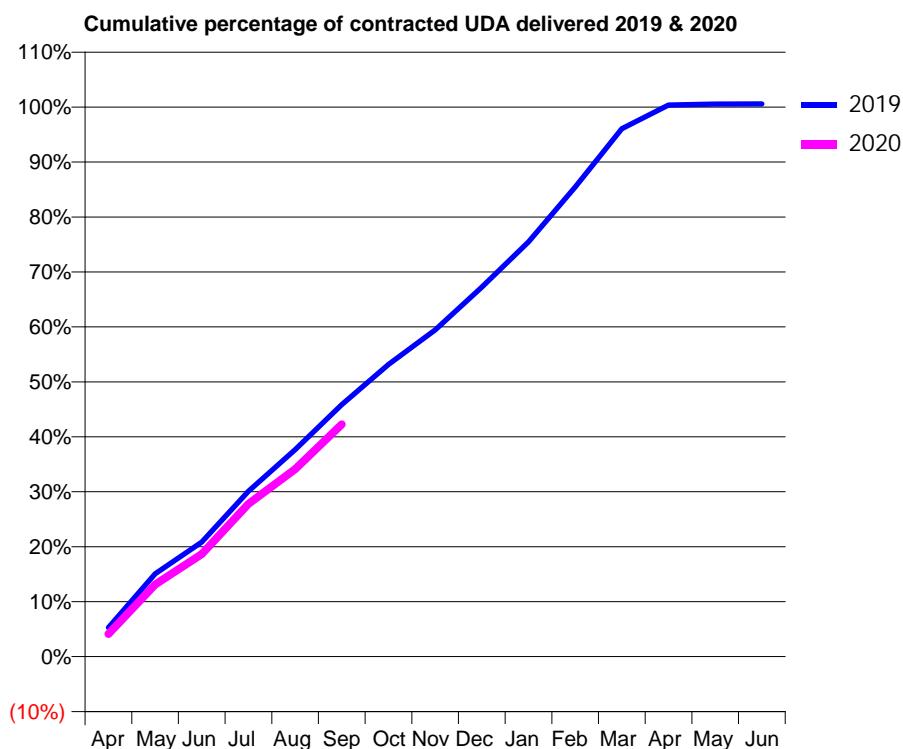
19/20 Contracted general activity (UDA)	12,464
Carry forward general activity (UDA)	0
19/20 Contracted orthodontic activity (UOA)	0
Carry forward orthodontic activity (UOA)	0
Baseline contract value	£330,062.17

ACCESS*

Patients seen in 24 months	Total	Change since previous quarter
Quarter ending September 2018	5,187	
Quarter ending December 2018	5,188	→
Quarter ending March 2019	5,212	→
Quarter ending June 2019	5,221	→
Quarter ending September 2019	5,197	→
Variance since September 2018	0.2%	→



ACTIVITY



Month	Adjusted Scheduled Activity (UDA)	
	2019	2020
April	661	517
May	1,878	1,634
June	2,597	2,325
July	3,753	3,464
August	4,696	4,254
September	5,716	5,269
October	6,627	
November	7,411	
December	8,379	
January	9,404	
February	10,651	
March	11,974	
April	12,507	
May	12,532	
June	12,536	

QUALITY

	Quantity	Base Number	Contract	AT	Region	England
% of FP17s for the same patient ID Re-attending within 3 months - Children	68	1,132	6.0%	9.2%	10.8%	11.5%
% of FP17s for the same patient ID Re-attending within 3 months - Adults	269	2,210	12.2%	14.8%	15.2%	15.4%
% of FP17s for the same patient ID Re-attending between 3 & 9 months - Children	699	1,132	61.7%	61.5%	62.2%	59.7%
% of FP17s for the same patient ID Re-attending between 3 & 9 months - Adults	1,141	2,210	51.6%	52.4%	52.9%	51.7%
% of FP17s for Band 1 Urgent Courses	332	3,060	10.8%	9.3%	9.7%	9.2%
% of FP17s Relating to Free Repair or Replacements	17	3,060	0.6%	0.5%	0.6%	0.7%
% of FP17s Relating to Continuations	4	3,060	0.1%	0.7%	0.7%	0.8%
% of Patients satisfied with the dentistry they have received	0	0	N/A	93.6%	93.6%	93.5%
% of Patients satisfied with the time they had to wait for an appointment	0	0	N/A	88.5%	86.3%	87.4%

* This is based on patients treated on this contract for their most recent course of treatment. Figures in italics indicate the base number of FP17s or Patient Questionnaire responses are less than 100. N/A is shown where the base number of responses is less than 10 during the period. % is calculated as Quantity/Base number*100

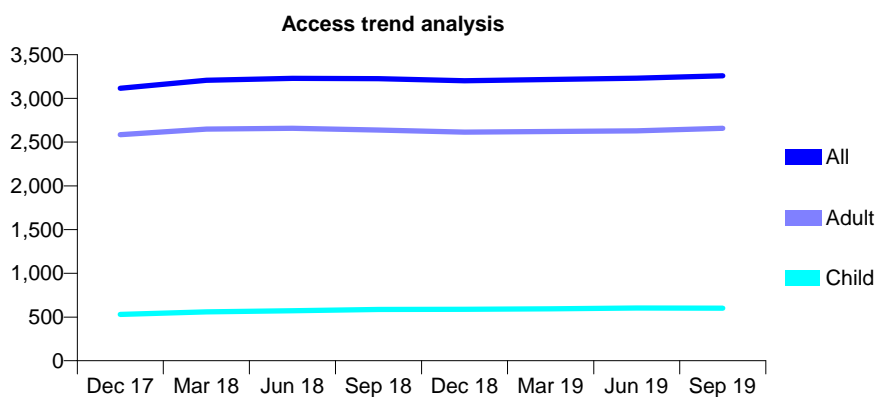
Q68 - Vital Signs At a Glance Contract Report for 191264/0002 - September 2019

Name or company name	Steydent Ltd
Contract type name	GDS Contract
Purpose of contract	General
Contract start date	01/11/2008
Contract end date	

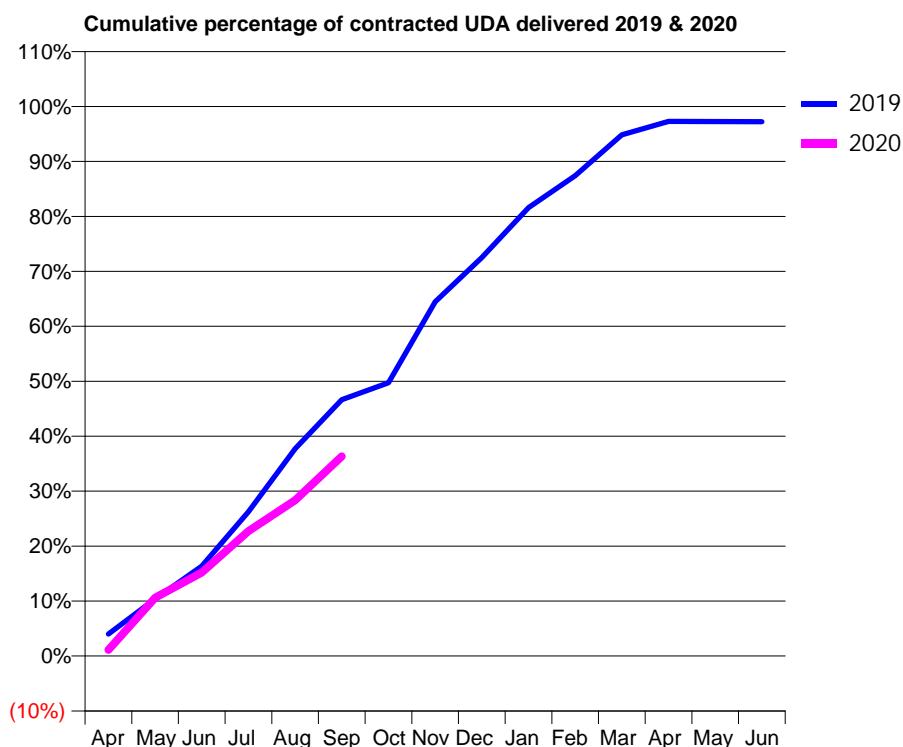
19/20 Contracted general activity (UDA)	10,196
Carry forward general activity (UDA)	7
19/20 Contracted orthodontic activity (UOA)	0
Carry forward orthodontic activity (UOA)	0
Baseline contract value	£283,500.70

ACCESS*

Patients seen in 24 months	Total	Change since previous quarter
Quarter ending September 2018	3,225	
Quarter ending December 2018	3,202	→
Quarter ending March 2019	3,215	→
Quarter ending June 2019	3,231	→
Quarter ending September 2019	3,259	→
Variance since September 2018	1.1%	→



ACTIVITY



Month	Adjusted Scheduled Activity (UDA)	
	2019	2020
April	369	116
May	954	1,083
June	1,503	1,551
July	2,414	2,317
August	3,470	2,892
September	4,290	3,706
October	4,574	
November	5,929	
December	6,666	
January	7,505	
February	8,039	
March	8,719	
April	8,945	
May	8,943	
June	8,941	

QUALITY

	Quantity	Base Number	Contract	AT	Region	England
% of FP17s for the same patient ID Re-attending within 3 months - Children	21	453	4.6%	9.2%	10.8%	11.5%
% of FP17s for the same patient ID Re-attending within 3 months - Adults	243	1,840	13.2%	14.8%	15.2%	15.4%
% of FP17s for the same patient ID Re-attending between 3 & 9 months - Children	308	453	68.0%	61.5%	62.2%	59.7%
% of FP17s for the same patient ID Re-attending between 3 & 9 months - Adults	952	1,840	51.7%	52.4%	52.9%	51.7%
% of FP17s for Band 1 Urgent Courses	203	2,155	9.4%	9.3%	9.7%	9.2%
% of FP17s Relating to Free Repair or Replacements	37	2,155	1.7%	0.5%	0.6%	0.7%
% of FP17s Relating to Continuations	15	2,155	0.7%	0.7%	0.7%	0.8%
% of Patients satisfied with the dentistry they have received	3	3	N/A	93.6%	93.6%	93.5%
% of Patients satisfied with the time they had to wait for an appointment	3	3	N/A	88.5%	86.3%	87.4%

* This is based on patients treated on this contract for their most recent course of treatment. Figures in italics indicate the base number of FP17s or Patient Questionnaire responses are less than 100. N/A is shown where the base number of responses is less than 10 during the period. % is calculated as Quantity/Base number*100

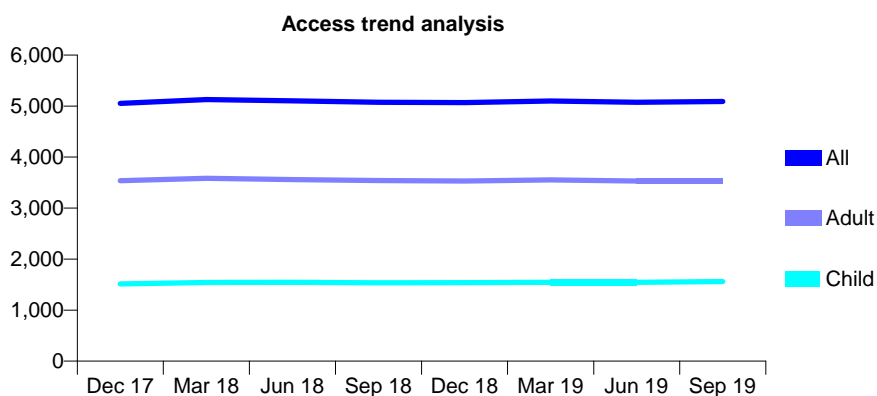
Q68 - Vital Signs At a Glance Contract Report for 192228/0001 - September 2019

Name or company name	Mr A Memaripour and Mr N Zadeh, Davani
Contract type name	GDS Contract
Purpose of contract	General
Contract start date	01/04/2010
Contract end date	

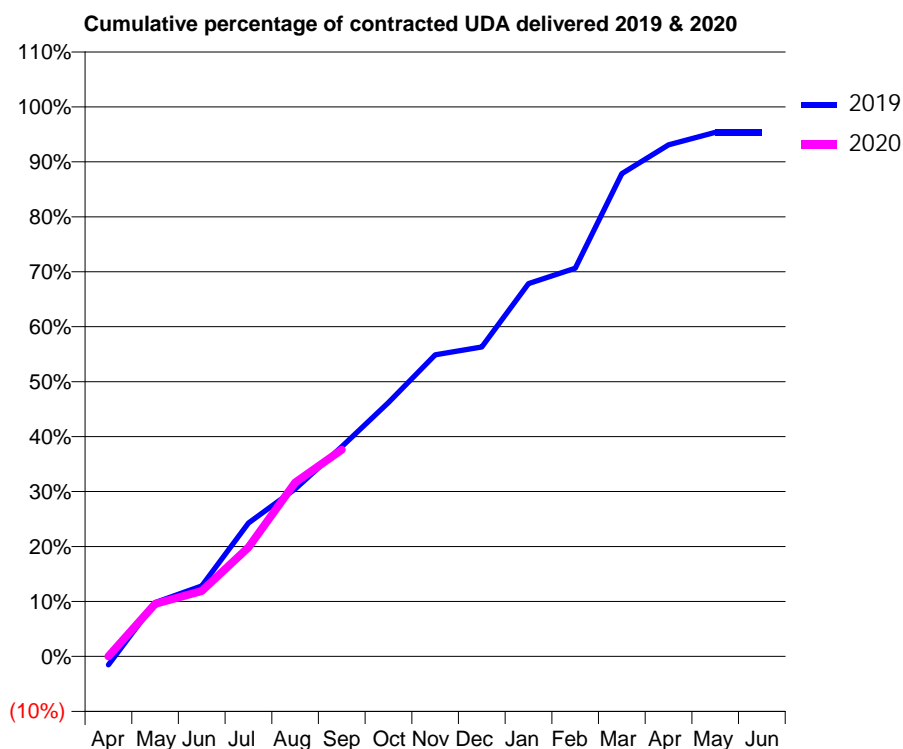
19/20 Contracted general activity (UDA)	17,266
Carry forward general activity (UDA)	0
19/20 Contracted orthodontic activity (UOA)	0
Carry forward orthodontic activity (UOA)	0
Baseline contract value	£469,782.82

ACCESS*

Patients seen in 24 months	Total	Change since previous quarter
Quarter ending September 2018	5,076	
Quarter ending December 2018	5,068	→
Quarter ending March 2019	5,100	→
Quarter ending June 2019	5,075	→
Quarter ending September 2019	5,091	→
Variance since September 2018	0.3%	→



ACTIVITY



Month	2019	2020
April	-268	0
May	1,689	1,651
June	2,216	2,054
July	4,194	3,427
August	5,265	5,460
September	6,589	6,498
October	7,981	
November	9,475	
December	9,723	
January	11,715	
February	12,196	
March	15,168	
April	16,073	
May	16,466	
June	16,466	

QUALITY

	Quantity	Base Number	Contract	AT	Region	England
% of FP17s for the same patient ID Re-attending within 3 months - Children	95	1,086	8.7%	9.2%	10.8%	11.5%
% of FP17s for the same patient ID Re-attending within 3 months - Adults	336	2,042	16.5%	14.8%	15.2%	15.4%
% of FP17s for the same patient ID Re-attending between 3 & 9 months - Children	653	1,086	60.1%	61.5%	62.2%	59.7%
% of FP17s for the same patient ID Re-attending between 3 & 9 months - Adults	921	2,042	45.1%	52.4%	52.9%	51.7%
% of FP17s for Band 1 Urgent Courses	316	2,811	11.2%	9.3%	9.7%	9.2%
% of FP17s Relating to Free Repair or Replacements	11	2,811	0.4%	0.5%	0.6%	0.7%
% of FP17s Relating to Continuations	5	2,811	0.2%	0.7%	0.7%	0.8%
% of Patients satisfied with the dentistry they have received	2	2	N/A	93.6%	93.6%	93.5%
% of Patients satisfied with the time they had to wait for an appointment	2	2	N/A	88.5%	86.3%	87.4%

* This is based on patients treated on this contract for their most recent course of treatment. Figures in italics indicate the base number of FP17s or Patient Questionnaire responses are less than 100. N/A is shown where the base number of responses is less than 10 during the period. % is calculated as Quantity/Base number*100

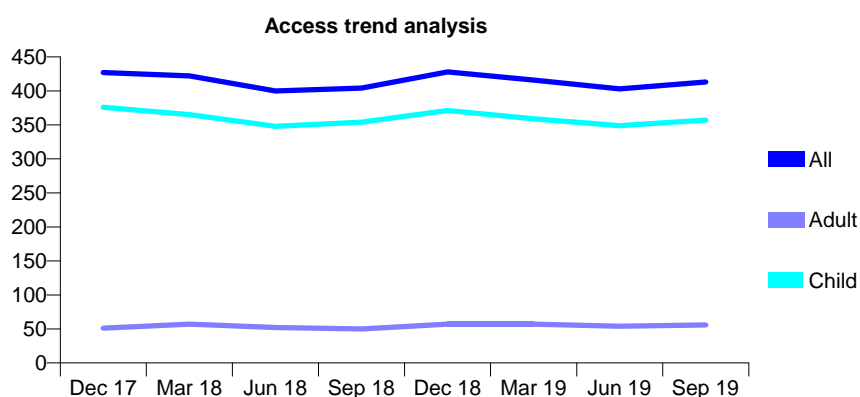
Q68 - Vital Signs At a Glance Contract Report for 192325/0001 - September 2019

Name or company name	CDP (UK) Ltd
Contract type name	GDS Contract
Purpose of contract	General
Contract start date	01/07/2011
Contract end date	

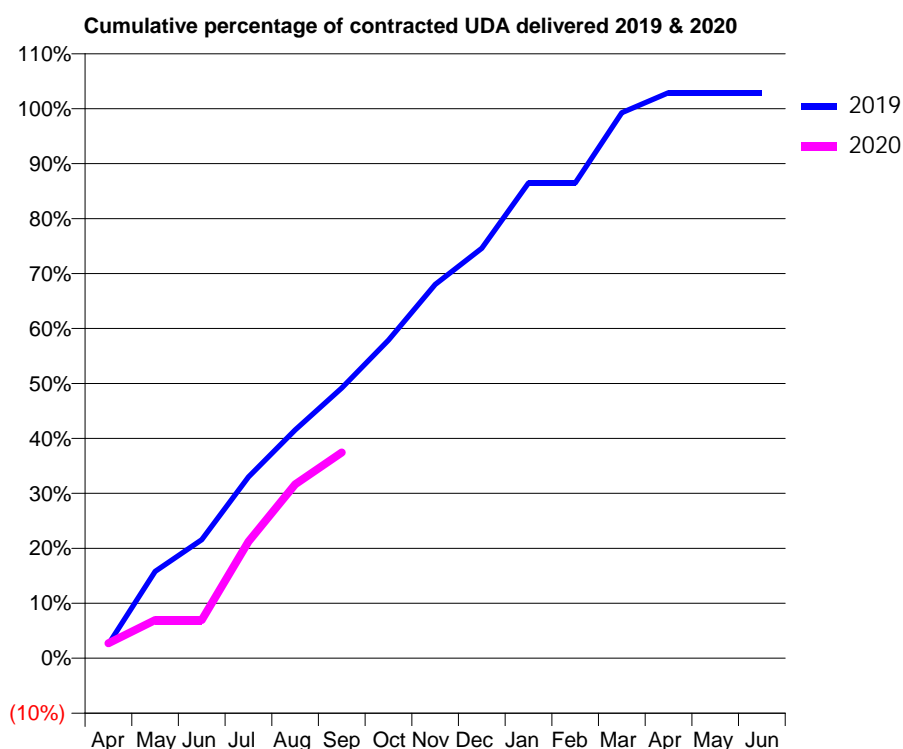
19/20 Contracted general activity (UDA)	779
Carry forward general activity (UDA)	0
19/20 Contracted orthodontic activity (UOA)	0
Carry forward orthodontic activity (UOA)	0
Baseline contract value	£20,517.21

ACCESS*

Patients seen in 24 months	Total	Change since previous quarter
Quarter ending September 2018	404	
Quarter ending December 2018	428	↑
Quarter ending March 2019	416	↓
Quarter ending June 2019	403	↓
Quarter ending September 2019	413	↑
Variance since September 2018	2.2%	↑



ACTIVITY



Month	Adjusted Scheduled Activity (UDA)	
	2019	2020
April	20	21
May	123	54
June	168	54
July	257	165
August	324	247
September	383	292
October	451	
November	530	
December	581	
January	674	
February	674	
March	773	
April	802	
May	802	
June	802	

QUALITY

	Quantity	Base Number	Contract	AT	Region	England
% of FP17s for the same patient ID Re-attending within 3 months - Children	7	233	3.0%	9.2%	10.8%	11.5%
% of FP17s for the same patient ID Re-attending within 3 months - Adults	1	13	7.7%	14.8%	15.2%	15.4%
% of FP17s for the same patient ID Re-attending between 3 & 9 months - Children	141	233	60.5%	61.5%	62.2%	59.7%
% of FP17s for the same patient ID Re-attending between 3 & 9 months - Adults	10	13	76.9%	52.4%	52.9%	51.7%
% of FP17s for Band 1 Urgent Courses	3	219	1.4%	9.3%	9.7%	9.2%
% of FP17s Relating to Free Repair or Replacements	0	219	0.0%	0.5%	0.6%	0.7%
% of FP17s Relating to Continuations	0	219	0.0%	0.7%	0.7%	0.8%
% of Patients satisfied with the dentistry they have received	0	0	N/A	93.6%	93.6%	93.5%
% of Patients satisfied with the time they had to wait for an appointment	0	0	N/A	88.5%	86.3%	87.4%

* This is based on patients treated on this contract for their most recent course of treatment. Figures in italics indicate the base number of FP17s or Patient Questionnaire responses are less than 100. N/A is shown where the base number of responses is less than 10 during the period. % is calculated as Quantity/Base number*100

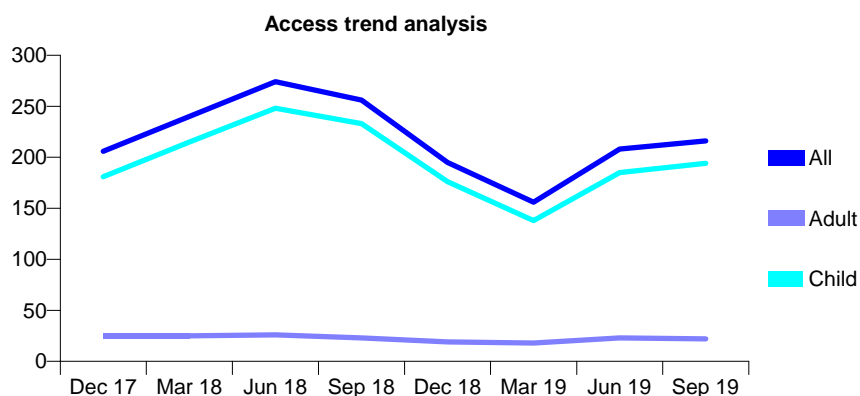
Q68 - Vital Signs At a Glance Contract Report for 192686/0001 - September 2019

Name or company name	Apex Dental Care Merrow Partnership
Contract type name	GDS Contract
Purpose of contract	General
Contract start date	01/04/2014
Contract end date	

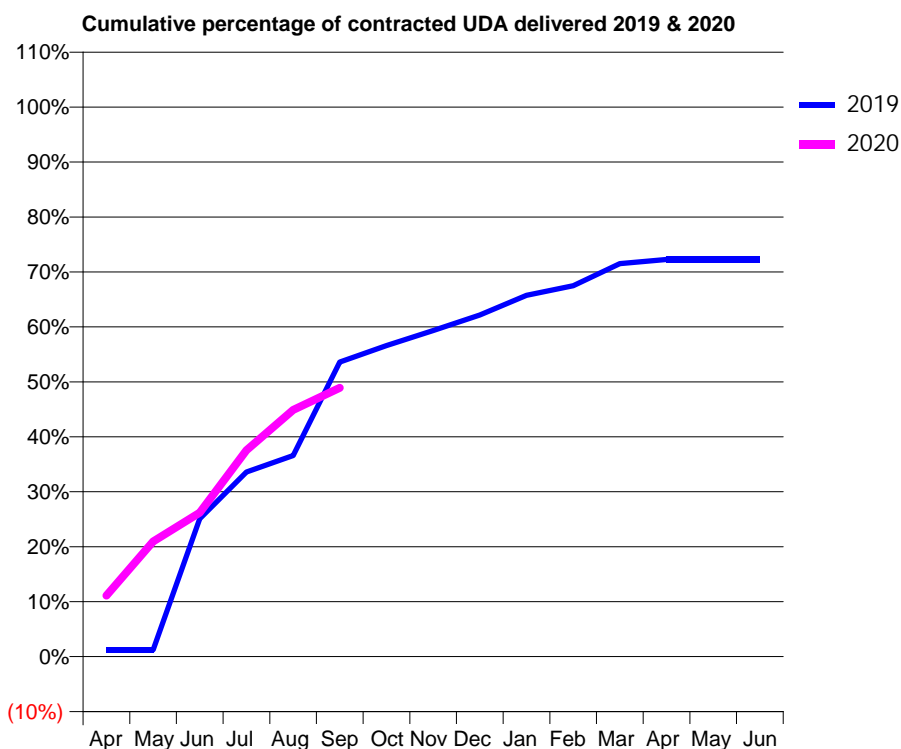
19/20 Contracted general activity (UDA)	400
Carry forward general activity (UDA)	0
19/20 Contracted orthodontic activity (UOA)	0
Carry forward orthodontic activity (UOA)	0
Baseline contract value	£10,265.61

ACCESS*

Patients seen in 24 months	Total	Change since previous quarter
Quarter ending September 2018	256	
Quarter ending December 2018	195	↓
Quarter ending March 2019	156	↓
Quarter ending June 2019	208	↑
Quarter ending September 2019	216	↑
Variance since September 2018	(15.6%)	↓



ACTIVITY



Month	Adjusted Scheduled Activity (UDA)	
	2019	2020
April	5	44
May	5	84
June	100	105
July	134	150
August	146	180
September	214	196
October	226	
November	237	
December	249	
January	263	
February	270	
March	286	
April	289	
May	289	
June	289	

QUALITY

	Quantity	Base Number	Contract	AT	Region	England
% of FP17s for the same patient ID Re-attending within 3 months - Children	7	162	4.3%	9.2%	10.8%	11.5%
% of FP17s for the same patient ID Re-attending within 3 months - Adults	0	5	0.0%	14.8%	15.2%	15.4%
% of FP17s for the same patient ID Re-attending between 3 & 9 months - Children	39	162	24.1%	61.5%	62.2%	59.7%
% of FP17s for the same patient ID Re-attending between 3 & 9 months - Adults	1	5	20.0%	52.4%	52.9%	51.7%
% of FP17s for Band 1 Urgent Courses	8	162	4.9%	9.3%	9.7%	9.2%
% of FP17s Relating to Free Repair or Replacements	0	162	0.0%	0.5%	0.6%	0.7%
% of FP17s Relating to Continuations	0	162	0.0%	0.7%	0.7%	0.8%
% of Patients satisfied with the dentistry they have received	0	0	N/A	93.6%	93.6%	93.5%
% of Patients satisfied with the time they had to wait for an appointment	0	0	N/A	88.5%	86.3%	87.4%

* This is based on patients treated on this contract for their most recent course of treatment. Figures in italics indicate the base number of FP17s or Patient Questionnaire responses are less than 100. N/A is shown where the base number of responses is less than 10 during the period. % is calculated as Quantity/Base number*100

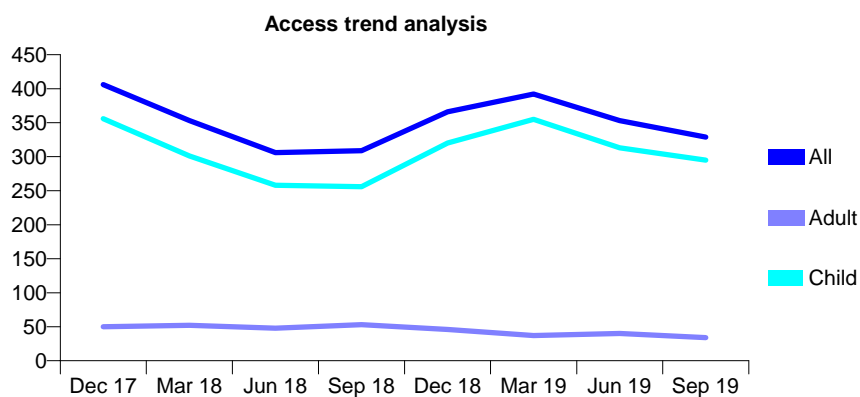
Q68 - Vital Signs At a Glance Contract Report for 192686/0002 - September 2019

Name or company name	Apex Dental Care Merrow Partnership
Contract type name	GDS Contract
Purpose of contract	General
Contract start date	01/04/2014
Contract end date	

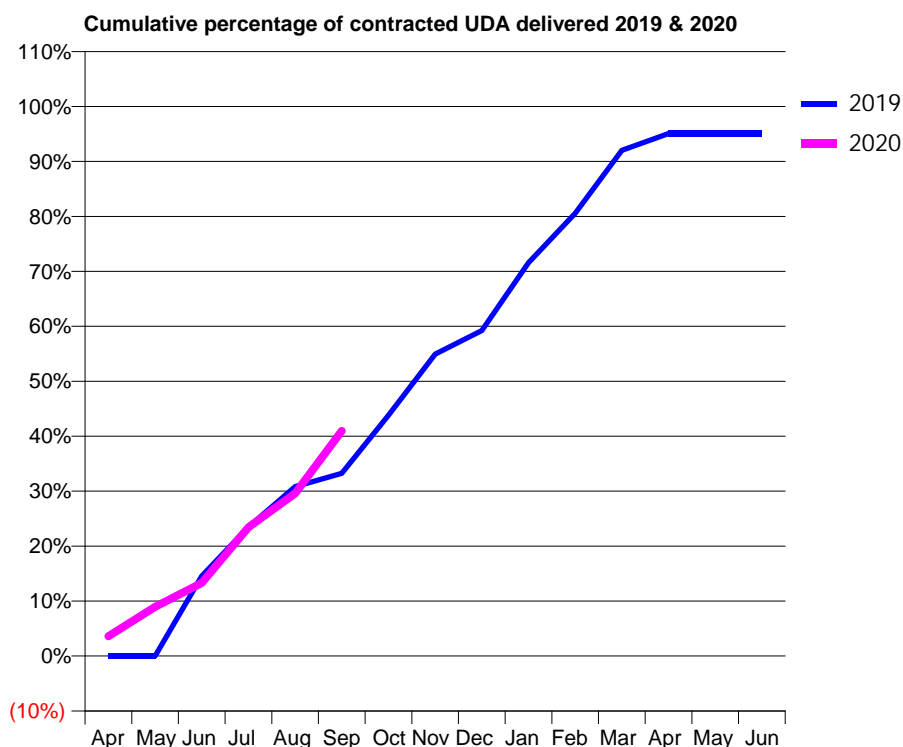
19/20 Contracted general activity (UDA)	750
Carry forward general activity (UDA)	0
19/20 Contracted orthodontic activity (UOA)	0
Carry forward orthodontic activity (UOA)	0
Baseline contract value	£17,453.17

ACCESS*

Patients seen in 24 months	Total	Change since previous quarter
Quarter ending September 2018	309	
Quarter ending December 2018	366	↑
Quarter ending March 2019	392	↑
Quarter ending June 2019	353	↓
Quarter ending September 2019	329	↓
Variance since September 2018	6.5%	↑



ACTIVITY



Month	Adjusted Scheduled Activity (UDA)	
	2019	2020
April	0	27
May	0	67
June	109	100
July	176	176
August	231	222
September	249	307
October	329	
November	412	
December	444	
January	537	
February	604	
March	690	
April	713	
May	713	
June	713	

QUALITY

	Quantity	Base Number	Contract	AT	Region	England
% of FP17s for the same patient ID Re-attending within 3 months - Children	24	242	9.9%	9.2%	10.8%	11.5%
% of FP17s for the same patient ID Re-attending within 3 months - Adults	0	9	0.0%	14.8%	15.2%	15.4%
% of FP17s for the same patient ID Re-attending between 3 & 9 months - Children	158	242	65.3%	61.5%	62.2%	59.7%
% of FP17s for the same patient ID Re-attending between 3 & 9 months - Adults	9	9	100.0%	52.4%	52.9%	51.7%
% of FP17s for Band 1 Urgent Courses	7	232	3.0%	9.3%	9.7%	9.2%
% of FP17s Relating to Free Repair or Replacements	0	232	0.0%	0.5%	0.6%	0.7%
% of FP17s Relating to Continuations	1	232	0.4%	0.7%	0.7%	0.8%
% of Patients satisfied with the dentistry they have received	0	0	N/A	93.6%	93.6%	93.5%
% of Patients satisfied with the time they had to wait for an appointment	0	0	N/A	88.5%	86.3%	87.4%

* This is based on patients treated on this contract for their most recent course of treatment. Figures in italics indicate the base number of FP17s or Patient Questionnaire responses are less than 100. N/A is shown where the base number of responses is less than 10 during the period. % is calculated as Quantity/Base number*100

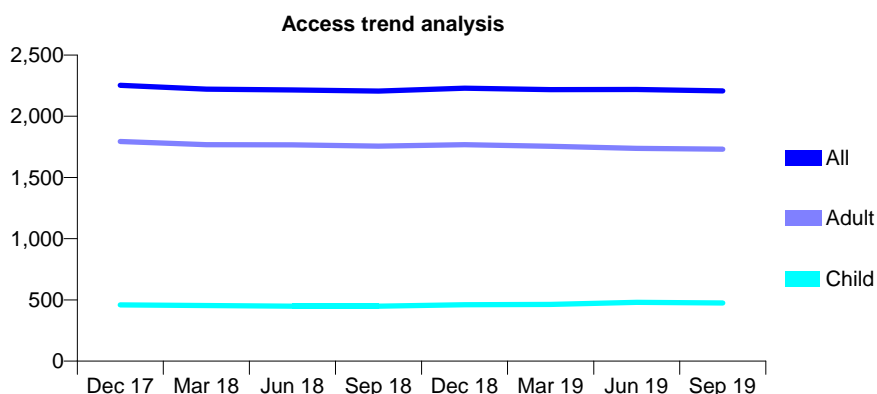
Q68 - Vital Signs At a Glance Contract Report for 192783/0001 - September 2019

Name or company name	Mr Redstone & Associates
Contract type name	GDS Contract
Purpose of contract	General
Contract start date	01/11/2012
Contract end date	

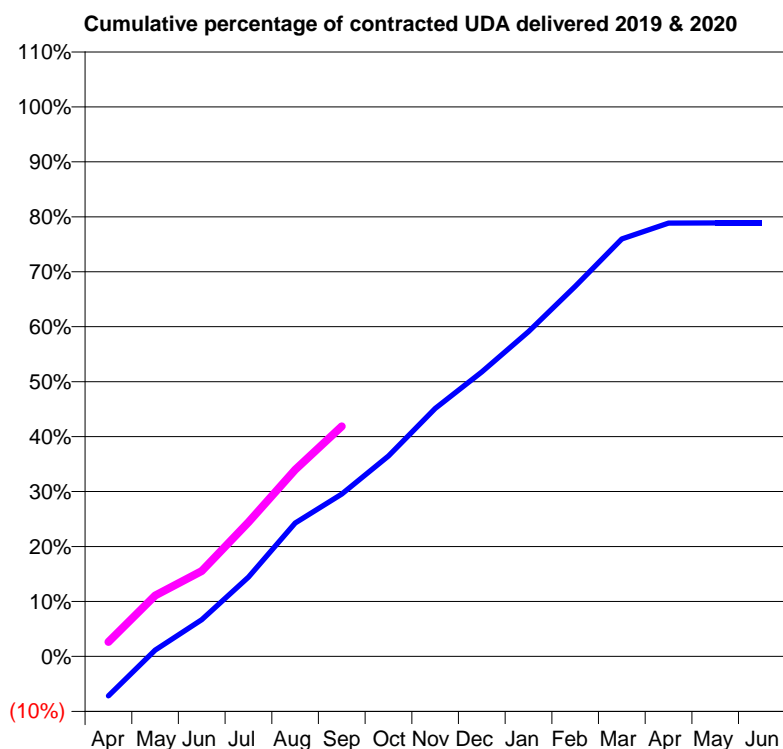
19/20 Contracted general activity (UDA)	7,762
Carry forward general activity (UDA)	0
19/20 Contracted orthodontic activity (UOA)	0
Carry forward orthodontic activity (UOA)	0
Baseline contract value	£181,081.82

ACCESS*

Patients seen in 24 months	Total	Change since previous quarter
Quarter ending September 2018	2,205	
Quarter ending December 2018	2,229	→
Quarter ending March 2019	2,217	→
Quarter ending June 2019	2,218	→
Quarter ending September 2019	2,208	→
Variance since September 2018	0.1%	→



ACTIVITY



Month	2019	2020
April	-558	204
May	90	861
June	520	1,206
July	1,120	1,895
August	1,884	2,637
September	2,293	3,250
October	2,831	
November	3,502	
December	4,018	
January	4,587	
February	5,228	
March	5,897	
April	6,121	
May	6,122	
June	6,122	

QUALITY

	Quantity	Base Number	Contract	AT	Region	England
% of FP17s for the same patient ID Re-attending within 3 months - Children	27	412	6.6%	9.2%	10.8%	11.5%
% of FP17s for the same patient ID Re-attending within 3 months - Adults	201	1,387	14.5%	14.8%	15.2%	15.4%
% of FP17s for the same patient ID Re-attending between 3 & 9 months - Children	274	412	66.5%	61.5%	62.2%	59.7%
% of FP17s for the same patient ID Re-attending between 3 & 9 months - Adults	775	1,387	55.9%	52.4%	52.9%	51.7%
% of FP17s for Band 1 Urgent Courses	155	1,699	9.1%	9.3%	9.7%	9.2%
% of FP17s Relating to Free Repair or Replacements	5	1,699	0.3%	0.5%	0.6%	0.7%
% of FP17s Relating to Continuations	5	1,699	0.3%	0.7%	0.7%	0.8%
% of Patients satisfied with the dentistry they have received	1	1	N/A	93.6%	93.6%	93.5%
% of Patients satisfied with the time they had to wait for an appointment	1	1	N/A	88.5%	86.3%	87.4%

* This is based on patients treated on this contract for their most recent course of treatment.

Figures in italics indicate the base number of FP17s or Patient Questionnaire responses are less than 100. N/A is shown where the base number of responses is less than 10 during the period. % is calculated as Quantity/Base number*100

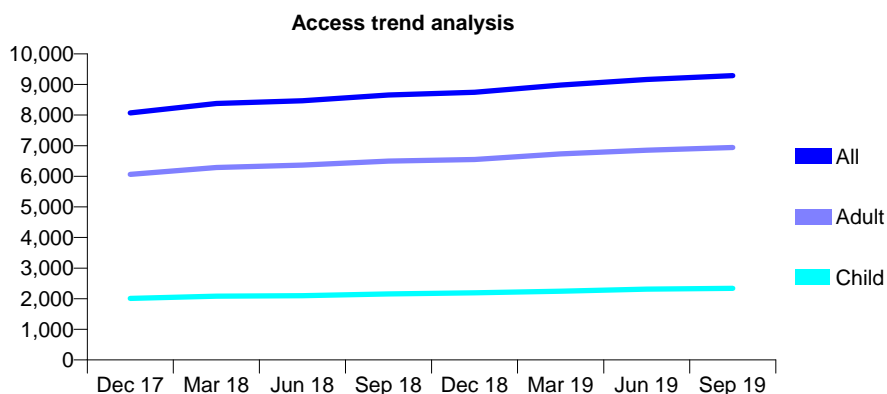
Q68 - Vital Signs At a Glance Contract Report for 193186/0001 - September 2019

Name or company name	M W Botha Limited
Contract type name	GDS Contract
Purpose of contract	General
Contract start date	01/04/2010
Contract end date	

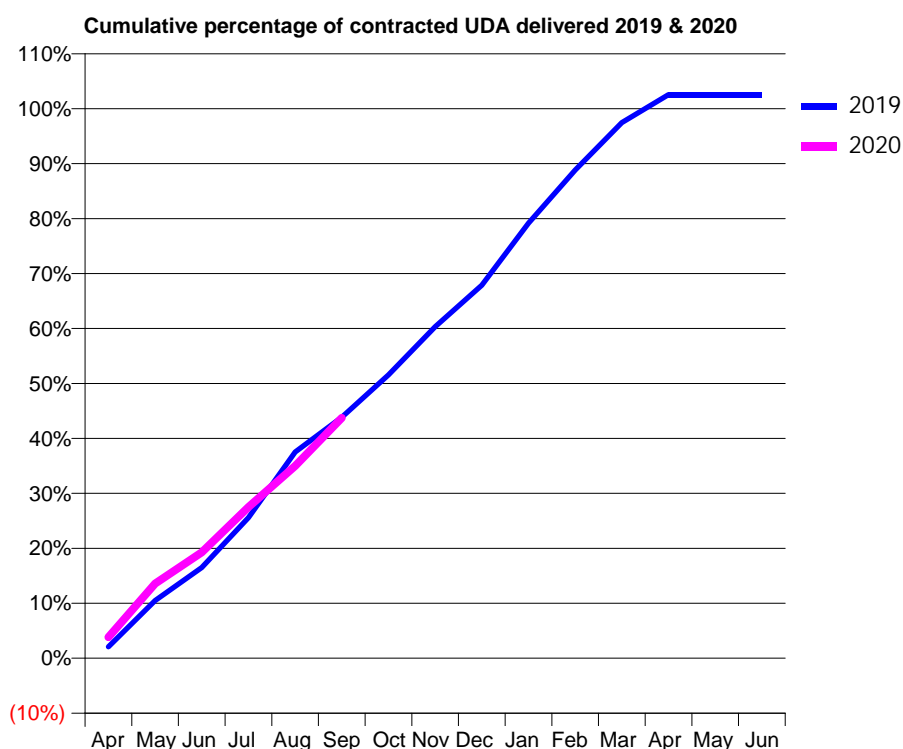
19/20 Contracted general activity (UDA)	21,440
Carry forward general activity (UDA)	0
19/20 Contracted orthodontic activity (UOA)	0
Carry forward orthodontic activity (UOA)	0
Baseline contract value	£677,730.89

ACCESS*

Patients seen in 24 months	Total	Change since previous quarter
Quarter ending September 2018	8,655	
Quarter ending December 2018	8,741	→
Quarter ending March 2019	8,977	↑
Quarter ending June 2019	9,163	↑
Quarter ending September 2019	9,288	→
Variance since September 2018	7.3%	↑



ACTIVITY



Month	2019	2020
April	446	820
May	2,253	2,919
June	3,533	4,135
July	5,484	5,899
August	8,046	7,499
September	9,397	9,372
October	11,054	
November	12,934	
December	14,548	
January	16,974	
February	19,044	
March	20,896	
April	21,984	
May	21,985	
June	21,985	

QUALITY

	Quantity	Base Number	Contract	AT	Region	England
% of FP17s for the same patient ID Re-attending within 3 months - Children	107	1,432	7.5%	9.2%	10.8%	11.5%
% of FP17s for the same patient ID Re-attending within 3 months - Adults	617	3,733	16.5%	14.8%	15.2%	15.4%
% of FP17s for the same patient ID Re-attending between 3 & 9 months - Children	659	1,432	46.0%	61.5%	62.2%	59.7%
% of FP17s for the same patient ID Re-attending between 3 & 9 months - Adults	1,204	3,733	32.3%	52.4%	52.9%	51.7%
% of FP17s for Band 1 Urgent Courses	1,038	4,656	22.3%	9.3%	9.7%	9.2%
% of FP17s Relating to Free Repair or Replacements	8	4,656	0.2%	0.5%	0.6%	0.7%
% of FP17s Relating to Continuations	14	4,656	0.3%	0.7%	0.7%	0.8%
% of Patients satisfied with the dentistry they have received	0	0	N/A	93.6%	93.6%	93.5%
% of Patients satisfied with the time they had to wait for an appointment	0	0	N/A	88.5%	86.3%	87.4%

* This is based on patients treated on this contract for their most recent course of treatment.

Figures in italics indicate the base number of FP17s or Patient Questionnaire responses are less than 100. N/A is shown where the base number of responses is less than 10 during the period. % is calculated as Quantity/Base number*100

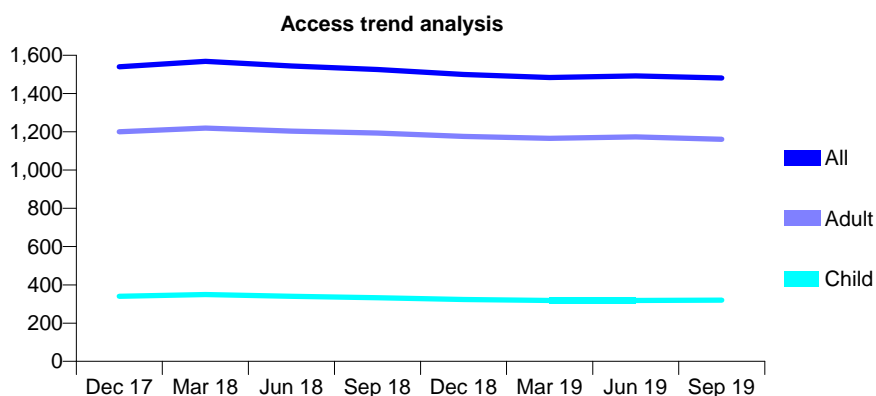
Q68 - Vital Signs At a Glance Contract Report for 193240/0001 - September 2019

Name or company name	Timberhill Dental Practice Ltd
Contract type name	GDS Contract
Purpose of contract	General
Contract start date	01/09/2009
Contract end date	

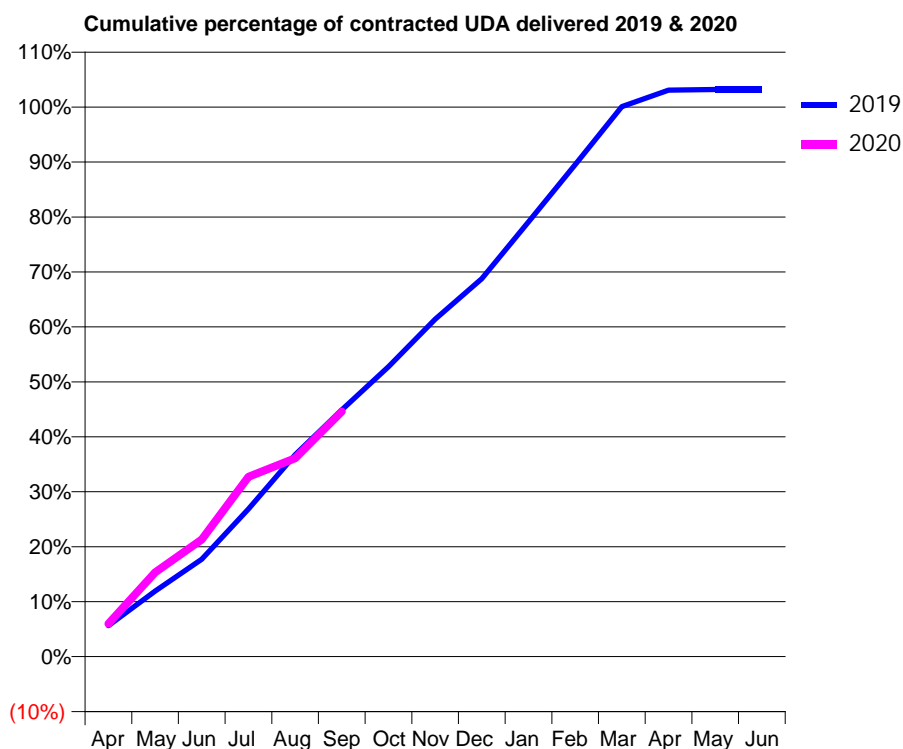
19/20 Contracted general activity (UDA)	4,942
Carry forward general activity (UDA)	0
19/20 Contracted orthodontic activity (UOA)	0
Carry forward orthodontic activity (UOA)	0
Baseline contract value	£118,347.67

ACCESS*

Patients seen in 24 months	Total	Change since previous quarter
Quarter ending September 2018	1,526	
Quarter ending December 2018	1,499	↓
Quarter ending March 2019	1,484	↓
Quarter ending June 2019	1,492	→
Quarter ending September 2019	1,481	→
Variance since September 2018	(2.9%)	↓



ACTIVITY



Month	Adjusted Scheduled Activity (UDA)	
	2019	2020
April	279	295
May	589	759
June	876	1,053
July	1,328	1,617
August	1,815	1,784
September	2,220	2,205
October	2,607	
November	3,034	
December	3,399	
January	3,909	
February	4,424	
March	4,945	
April	5,093	
May	5,099	
June	5,099	

QUALITY

	Quantity	Base Number	Contract	AT	Region	England
% of FP17s for the same patient ID Re-attending within 3 months - Children	24	277	8.7%	9.2%	10.8%	11.5%
% of FP17s for the same patient ID Re-attending within 3 months - Adults	117	920	12.7%	14.8%	15.2%	15.4%
% of FP17s for the same patient ID Re-attending between 3 & 9 months - Children	191	277	69.0%	61.5%	62.2%	59.7%
% of FP17s for the same patient ID Re-attending between 3 & 9 months - Adults	647	920	70.3%	52.4%	52.9%	51.7%
% of FP17s for Band 1 Urgent Courses	64	1,125	5.7%	9.3%	9.7%	9.2%
% of FP17s Relating to Free Repair or Replacements	12	1,125	1.1%	0.5%	0.6%	0.7%
% of FP17s Relating to Continuations	8	1,125	0.7%	0.7%	0.7%	0.8%
% of Patients satisfied with the dentistry they have received	1	1	N/A	93.6%	93.6%	93.5%
% of Patients satisfied with the time they had to wait for an appointment	1	1	N/A	88.5%	86.3%	87.4%

* This is based on patients treated on this contract for their most recent course of treatment. Figures in italics indicate the base number of FP17s or Patient Questionnaire responses are less than 100. N/A is shown where the base number of responses is less than 10 during the period. % is calculated as Quantity/Base number*100

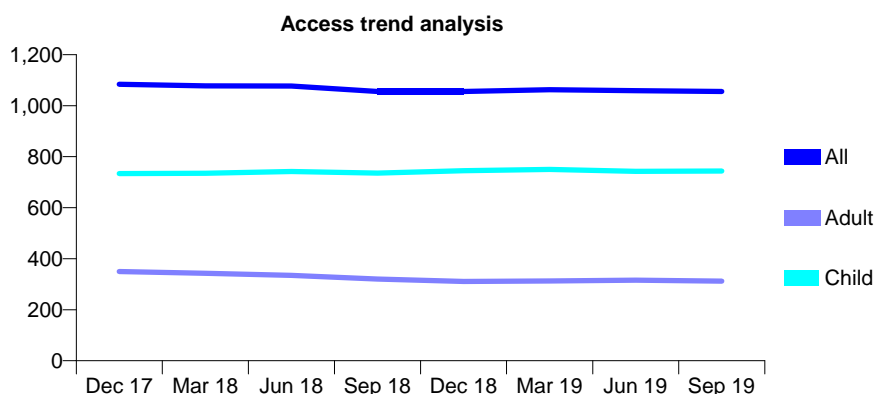
Q68 - Vital Signs At a Glance Contract Report for 193402/0001 - September 2019

Name or company name	Burgess Hill Dental Care Limited
Contract type name	GDS Contract
Purpose of contract	General
Contract start date	01/06/2011
Contract end date	

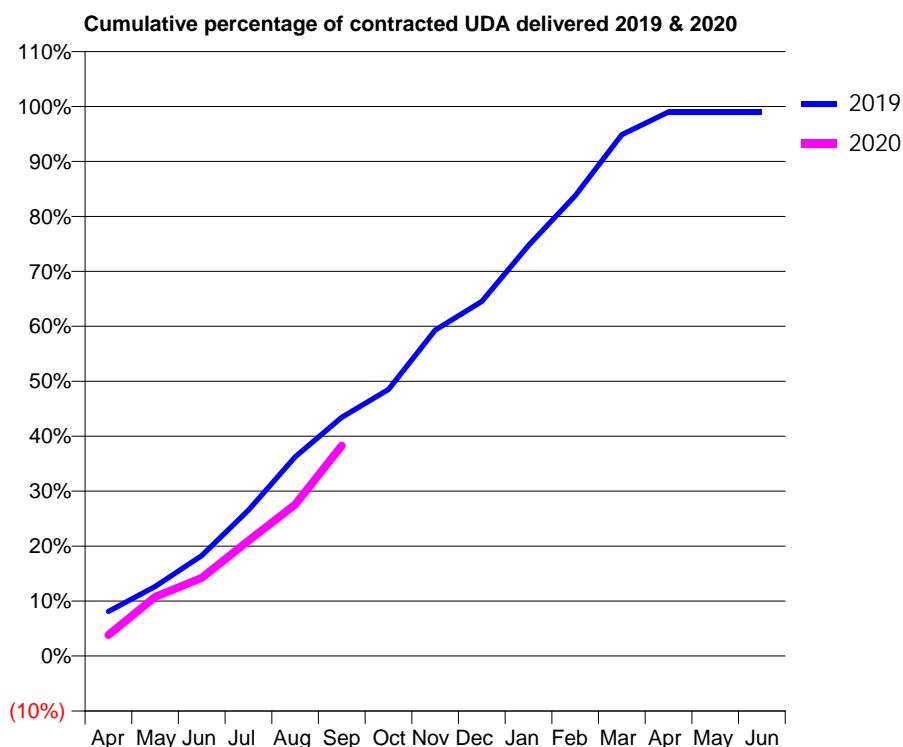
19/20 Contracted general activity (UDA)	2,250
Carry forward general activity (UDA)	22
19/20 Contracted orthodontic activity (UOA)	0
Carry forward orthodontic activity (UOA)	0
Baseline contract value	£53,308.24

ACCESS*

Patients seen in 24 months	Total	Change since previous quarter
Quarter ending September 2018	1,056	
Quarter ending December 2018	1,056	→
Quarter ending March 2019	1,063	→
Quarter ending June 2019	1,059	→
Quarter ending September 2019	1,056	→
Variance since September 2018	0.0%	→



ACTIVITY



Month	Adjusted Scheduled Activity (UDA)	
	2019	2020
April	182	86
May	285	242
June	412	320
July	597	472
August	816	620
September	977	861
October	1,091	
November	1,335	
December	1,452	
January	1,681	
February	1,885	
March	2,135	
April	2,228	
May	2,228	
June	2,228	

QUALITY

	Quantity	Base Number	Contract	AT	Region	England
% of FP17s for the same patient ID Re-attending within 3 months - Children	25	578	4.3%	9.2%	10.8%	11.5%
% of FP17s for the same patient ID Re-attending within 3 months - Adults	5	153	3.3%	14.8%	15.2%	15.4%
% of FP17s for the same patient ID Re-attending between 3 & 9 months - Children	439	578	76.0%	61.5%	62.2%	59.7%
% of FP17s for the same patient ID Re-attending between 3 & 9 months - Adults	100	153	65.4%	52.4%	52.9%	51.7%
% of FP17s for Band 1 Urgent Courses	27	681	4.0%	9.3%	9.7%	9.2%
% of FP17s Relating to Free Repair or Replacements	0	681	0.0%	0.5%	0.6%	0.7%
% of FP17s Relating to Continuations	6	681	0.9%	0.7%	0.7%	0.8%
% of Patients satisfied with the dentistry they have received	0	0	N/A	93.6%	93.6%	93.5%
% of Patients satisfied with the time they had to wait for an appointment	0	0	N/A	88.5%	86.3%	87.4%

* This is based on patients treated on this contract for their most recent course of treatment. Figures in italics indicate the base number of FP17s or Patient Questionnaire responses are less than 100. N/A is shown where the base number of responses is less than 10 during the period. % is calculated as Quantity/Base number*100

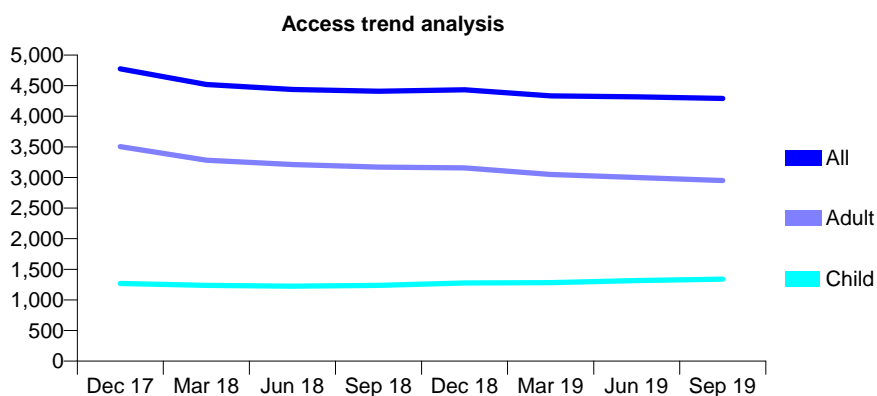
Q68 - Vital Signs At a Glance Contract Report for 193569/0001 - September 2019

Name or company name	Hollybush Dental Care Limited
Contract type name	GDS Contract
Purpose of contract	General
Contract start date	01/01/2008
Contract end date	

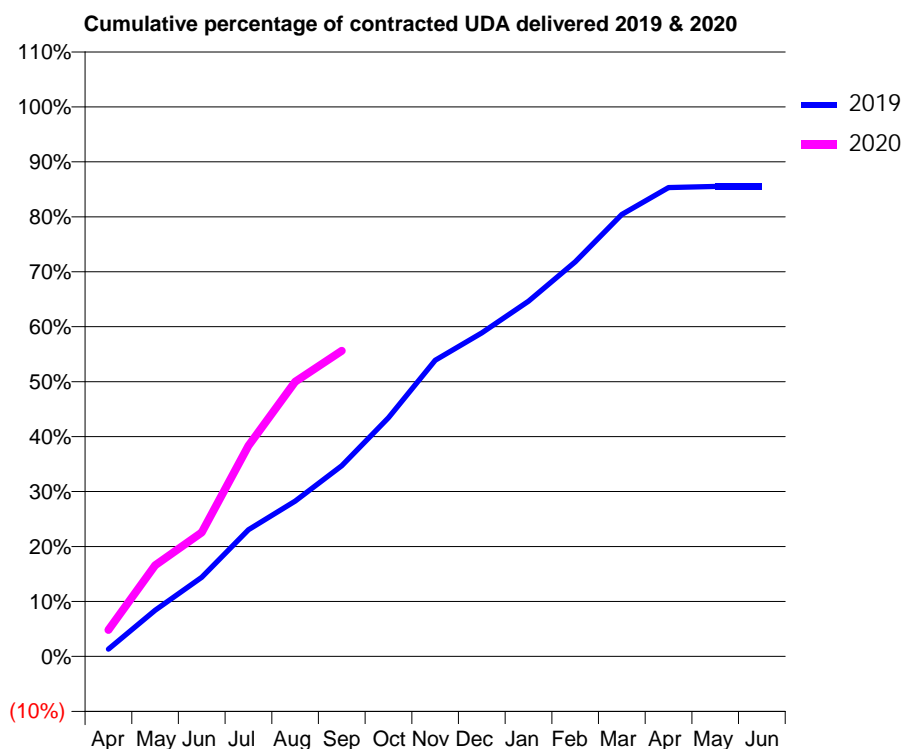
19/20 Contracted general activity (UDA)	10,760
Carry forward general activity (UDA)	0
19/20 Contracted orthodontic activity (UOA)	0
Carry forward orthodontic activity (UOA)	0
Baseline contract value	£292,687.92

ACCESS*

Patients seen in 24 months	Total	Change since previous quarter
Quarter ending September 2018	4,408	
Quarter ending December 2018	4,433	→
Quarter ending March 2019	4,333	↓
Quarter ending June 2019	4,316	→
Quarter ending September 2019	4,290	→
Variance since September 2018	(2.7%)	↓



ACTIVITY



Month	Adjusted Scheduled Activity (UDA)	
	2019	2020
April	142	519
May	904	1,784
June	1,549	2,428
July	2,478	4,124
August	3,042	5,381
September	3,736	5,983
October	4,675	
November	5,797	
December	6,336	
January	6,955	
February	7,726	
March	8,651	
April	9,179	
May	9,201	
June	9,202	

QUALITY

	Quantity	Base Number	Contract	AT	Region	England
% of FP17s for the same patient ID Re-attending within 3 months - Children	70	917	7.6%	9.2%	10.8%	11.5%
% of FP17s for the same patient ID Re-attending within 3 months - Adults	294	1,863	15.8%	14.8%	15.2%	15.4%
% of FP17s for the same patient ID Re-attending between 3 & 9 months - Children	372	917	40.6%	61.5%	62.2%	59.7%
% of FP17s for the same patient ID Re-attending between 3 & 9 months - Adults	609	1,863	32.7%	52.4%	52.9%	51.7%
% of FP17s for Band 1 Urgent Courses	359	2,580	13.9%	9.3%	9.7%	9.2%
% of FP17s Relating to Free Repair or Replacements	4	2,580	0.2%	0.5%	0.6%	0.7%
% of FP17s Relating to Continuations	59	2,580	2.3%	0.7%	0.7%	0.8%
% of Patients satisfied with the dentistry they have received	1	1	N/A	93.6%	93.6%	93.5%
% of Patients satisfied with the time they had to wait for an appointment	1	1	N/A	88.5%	86.3%	87.4%

* This is based on patients treated on this contract for their most recent course of treatment. Figures in italics indicate the base number of FP17s or Patient Questionnaire responses are less than 100. N/A is shown where the base number of responses is less than 10 during the period. % is calculated as Quantity/Base number*100

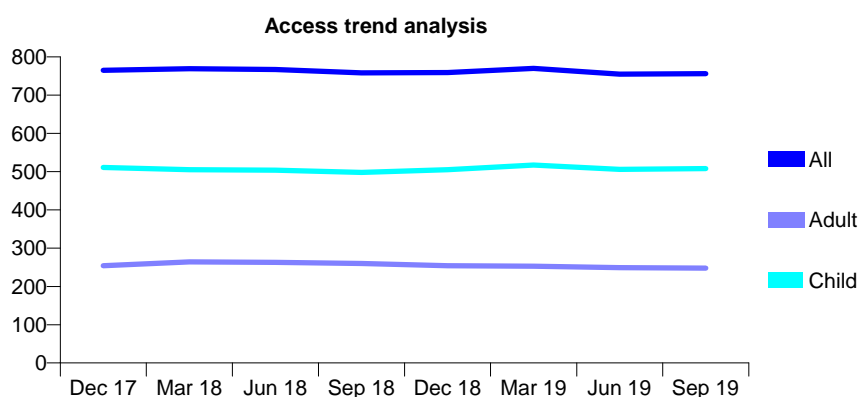
Q68 - Vital Signs At a Glance Contract Report for 193593/0001 - September 2019

Name or company name	Westdene Dental Practice
Contract type name	GDS Contract
Purpose of contract	General
Contract start date	07/04/2015
Contract end date	

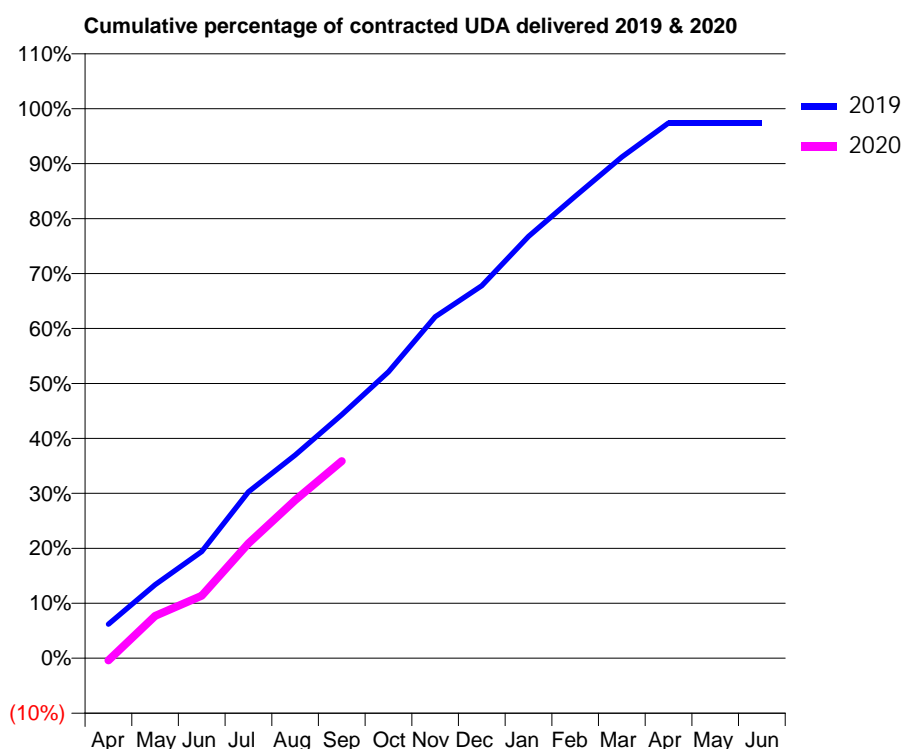
19/20 Contracted general activity (UDA)	1,450
Carry forward general activity (UDA)	37
19/20 Contracted orthodontic activity (UOA)	0
Carry forward orthodontic activity (UOA)	0
Baseline contract value	£33,067.59

ACCESS*

Patients seen in 24 months	Total	Change since previous quarter
Quarter ending September 2018	758	
Quarter ending December 2018	759	→
Quarter ending March 2019	770	→
Quarter ending June 2019	755	↓
Quarter ending September 2019	756	→
Variance since September 2018	(0.3%)	→



ACTIVITY



Month	2019	2020
April	90	-6
May	194	112
June	281	165
July	439	303
August	536	417
September	642	520
October	756	
November	901	
December	983	
January	1,113	
February	1,219	
March	1,322	
April	1,412	
May	1,412	
June	1,412	

QUALITY

	Quantity	Base Number	Contract	AT	Region	England
% of FP17s for the same patient ID Re-attending within 3 months - Children	15	363	4.1%	9.2%	10.8%	11.5%
% of FP17s for the same patient ID Re-attending within 3 months - Adults	10	119	8.4%	14.8%	15.2%	15.4%
% of FP17s for the same patient ID Re-attending between 3 & 9 months - Children	243	363	66.9%	61.5%	62.2%	59.7%
% of FP17s for the same patient ID Re-attending between 3 & 9 months - Adults	66	119	55.5%	52.4%	52.9%	51.7%
% of FP17s for Band 1 Urgent Courses	8	419	1.9%	9.3%	9.7%	9.2%
% of FP17s Relating to Free Repair or Replacements	0	419	0.0%	0.5%	0.6%	0.7%
% of FP17s Relating to Continuations	5	419	1.2%	0.7%	0.7%	0.8%
% of Patients satisfied with the dentistry they have received	0	0	N/A	93.6%	93.6%	93.5%
% of Patients satisfied with the time they had to wait for an appointment	0	0	N/A	88.5%	86.3%	87.4%

* This is based on patients treated on this contract for their most recent course of treatment.

Figures in italics indicate the base number of FP17s or Patient Questionnaire responses are less than 100. N/A is shown where the base number of responses is less than 10 during the period. % is calculated as Quantity/Base number*100

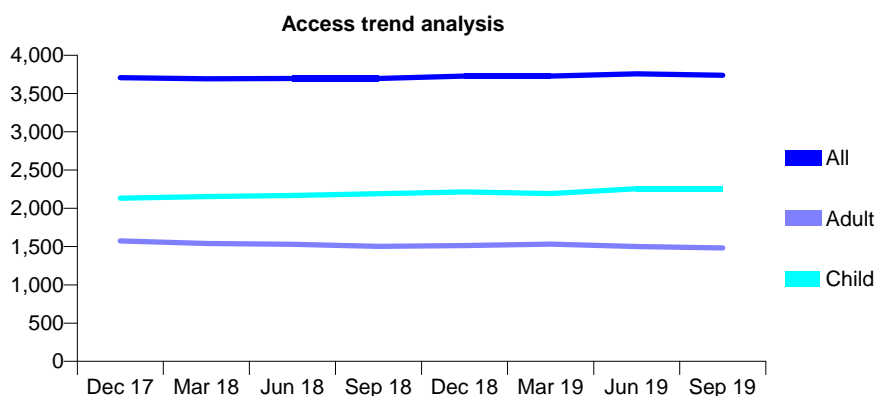
Q68 - Vital Signs At a Glance Contract Report for 193739/0001 - September 2019

Name or company name	Grand Avenue Dental Practice
Contract type name	GDS Contract
Purpose of contract	General
Contract start date	01/04/2006
Contract end date	

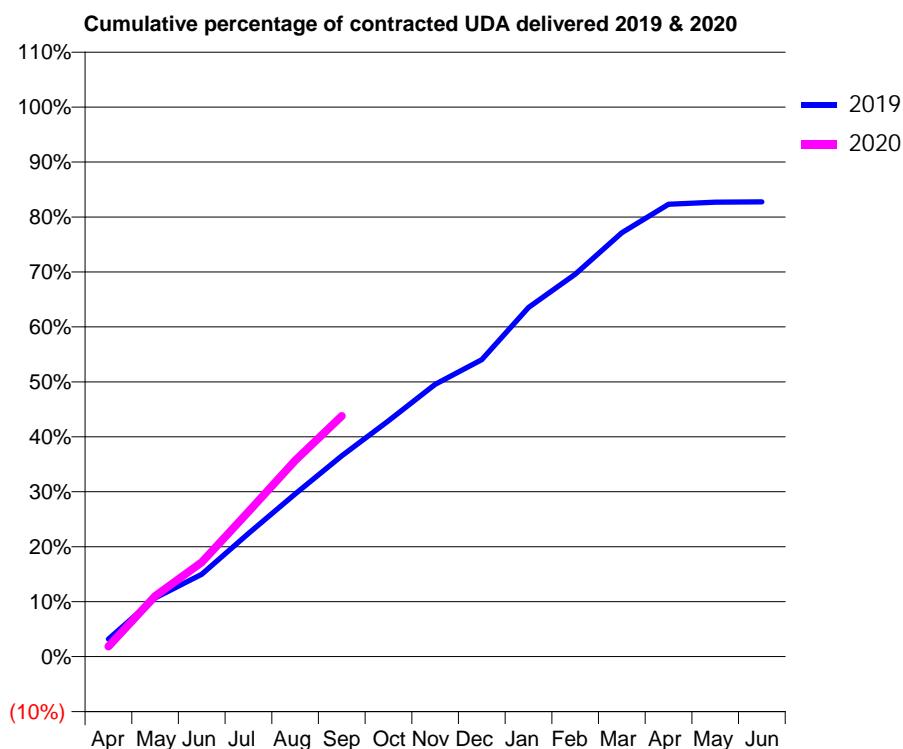
19/20 Contracted general activity (UDA)	7,425
Carry forward general activity (UDA)	0
19/20 Contracted orthodontic activity (UOA)	0
Carry forward orthodontic activity (UOA)	0
Baseline contract value	£166,469.56

ACCESS*

Patients seen in 24 months	Total	Change since previous quarter
Quarter ending September 2018	3,695	
Quarter ending December 2018	3,728	→
Quarter ending March 2019	3,727	→
Quarter ending June 2019	3,756	→
Quarter ending September 2019	3,739	→
Variance since September 2018	1.2%	→



ACTIVITY



Month	Adjusted Scheduled Activity (UDA)	
	2019	2020
April	238	137
May	792	819
June	1,112	1,275
July	1,663	1,957
August	2,198	2,649
September	2,712	3,251
October	3,186	
November	3,678	
December	4,012	
January	4,718	
February	5,166	
March	5,726	
April	6,111	
May	6,140	
June	6,146	

QUALITY

	Quantity	Base Number	Contract	AT	Region	England
% of FP17s for the same patient ID Re-attending within 3 months - Children	99	1,847	5.4%	9.2%	10.8%	11.5%
% of FP17s for the same patient ID Re-attending within 3 months - Adults	62	850	7.3%	14.8%	15.2%	15.4%
% of FP17s for the same patient ID Re-attending between 3 & 9 months - Children	1,167	1,847	63.2%	61.5%	62.2%	59.7%
% of FP17s for the same patient ID Re-attending between 3 & 9 months - Adults	512	850	60.2%	52.4%	52.9%	51.7%
% of FP17s for Band 1 Urgent Courses	100	2,403	4.2%	9.3%	9.7%	9.2%
% of FP17s Relating to Free Repair or Replacements	1	2,403	0.0%	0.5%	0.6%	0.7%
% of FP17s Relating to Continuations	2	2,403	0.1%	0.7%	0.7%	0.8%
% of Patients satisfied with the dentistry they have received	1	1	N/A	93.6%	93.6%	93.5%
% of Patients satisfied with the time they had to wait for an appointment	1	1	N/A	88.5%	86.3%	87.4%

* This is based on patients treated on this contract for their most recent course of treatment. Figures in italics indicate the base number of FP17s or Patient Questionnaire responses are less than 100. N/A is shown where the base number of responses is less than 10 during the period. % is calculated as Quantity/Base number*100

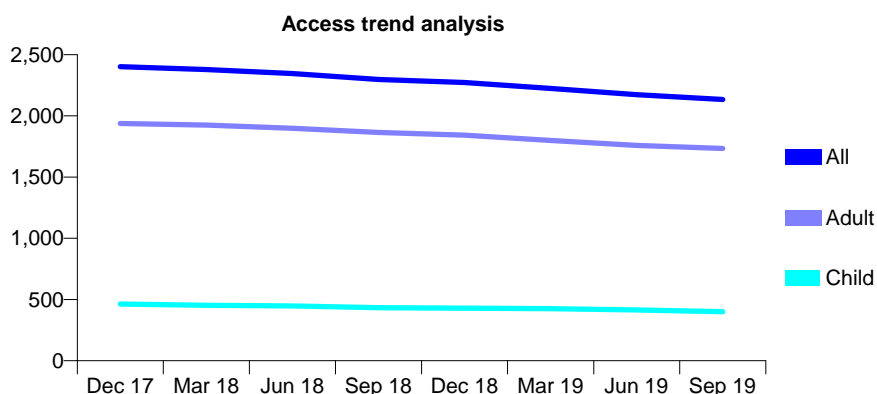
Q68 - Vital Signs At a Glance Contract Report for 193828/0001 - September 2019

Name or company name	Rottingdean Dental Care
Contract type name	GDS Contract
Purpose of contract	General
Contract start date	01/11/2009
Contract end date	

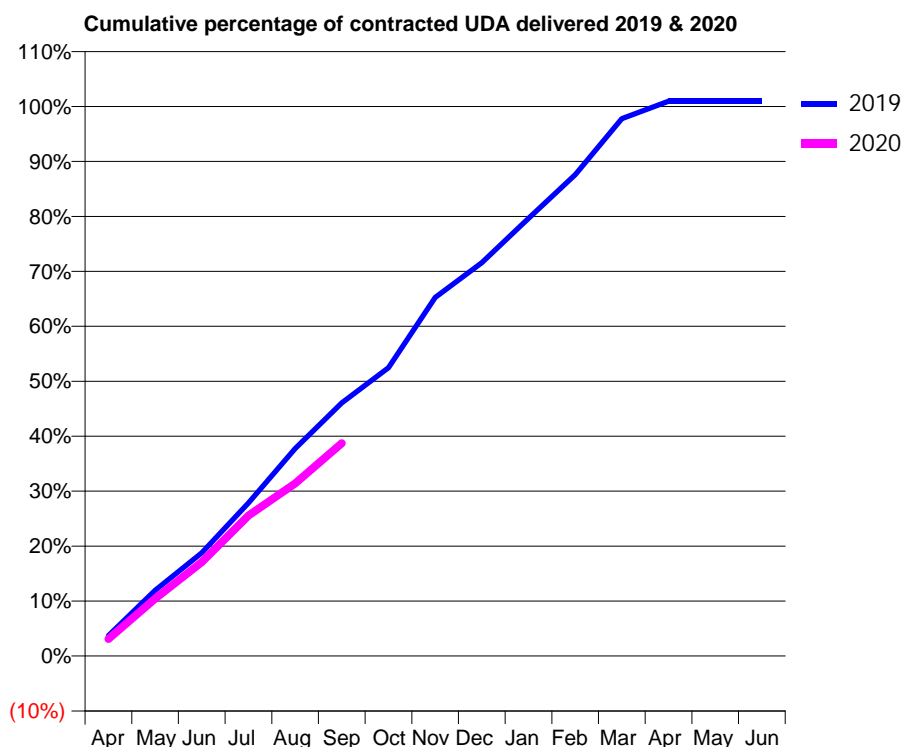
19/20 Contracted general activity (UDA)	6,878
Carry forward general activity (UDA)	0
19/20 Contracted orthodontic activity (UOA)	0
Carry forward orthodontic activity (UOA)	0
Baseline contract value	£182,023.14

ACCESS*

Patients seen in 24 months	Total	Change since previous quarter
Quarter ending September 2018	2,297	
Quarter ending December 2018	2,273	↓
Quarter ending March 2019	2,224	↓
Quarter ending June 2019	2,173	↓
Quarter ending September 2019	2,134	↓
Variance since September 2018	(7.1%)	↓



ACTIVITY



Month	Adjusted Scheduled Activity (UDA)	
	2019	2020
April	256	213
May	823	719
June	1,291	1,176
July	1,916	1,759
August	2,597	2,161
September	3,167	2,664
October	3,608	
November	4,487	
December	4,923	
January	5,477	
February	6,025	
March	6,725	
April	6,944	
May	6,944	
June	6,944	

QUALITY

	Quantity	Base Number	Contract	AT	Region	England
% of FP17s for the same patient ID Re-attending within 3 months - Children	39	343	11.4%	9.2%	10.8%	11.5%
% of FP17s for the same patient ID Re-attending within 3 months - Adults	223	1,303	17.1%	14.8%	15.2%	15.4%
% of FP17s for the same patient ID Re-attending between 3 & 9 months - Children	244	343	71.1%	61.5%	62.2%	59.7%
% of FP17s for the same patient ID Re-attending between 3 & 9 months - Adults	873	1,303	67.0%	52.4%	52.9%	51.7%
% of FP17s for Band 1 Urgent Courses	125	1,555	8.0%	9.3%	9.7%	9.2%
% of FP17s Relating to Free Repair or Replacements	25	1,555	1.6%	0.5%	0.6%	0.7%
% of FP17s Relating to Continuations	7	1,555	0.5%	0.7%	0.7%	0.8%
% of Patients satisfied with the dentistry they have received	2	2	N/A	93.6%	93.6%	93.5%
% of Patients satisfied with the time they had to wait for an appointment	2	2	N/A	88.5%	86.3%	87.4%

* This is based on patients treated on this contract for their most recent course of treatment. Figures in italics indicate the base number of FP17s or Patient Questionnaire responses are less than 100. N/A is shown where the base number of responses is less than 10 during the period. % is calculated as Quantity/Base number*100

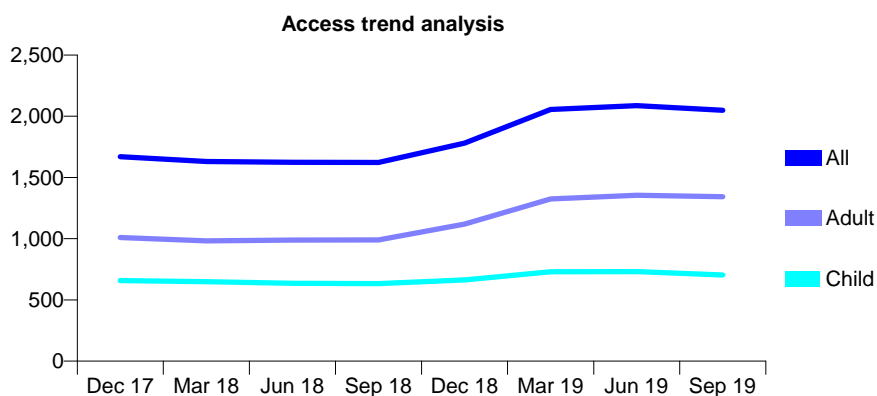
Q68 - Vital Signs At a Glance Contract Report for 194883/0001 - September 2019

Name or company name	Church Road Dental Care
Contract type name	GDS Contract
Purpose of contract	General
Contract start date	01/04/2013
Contract end date	

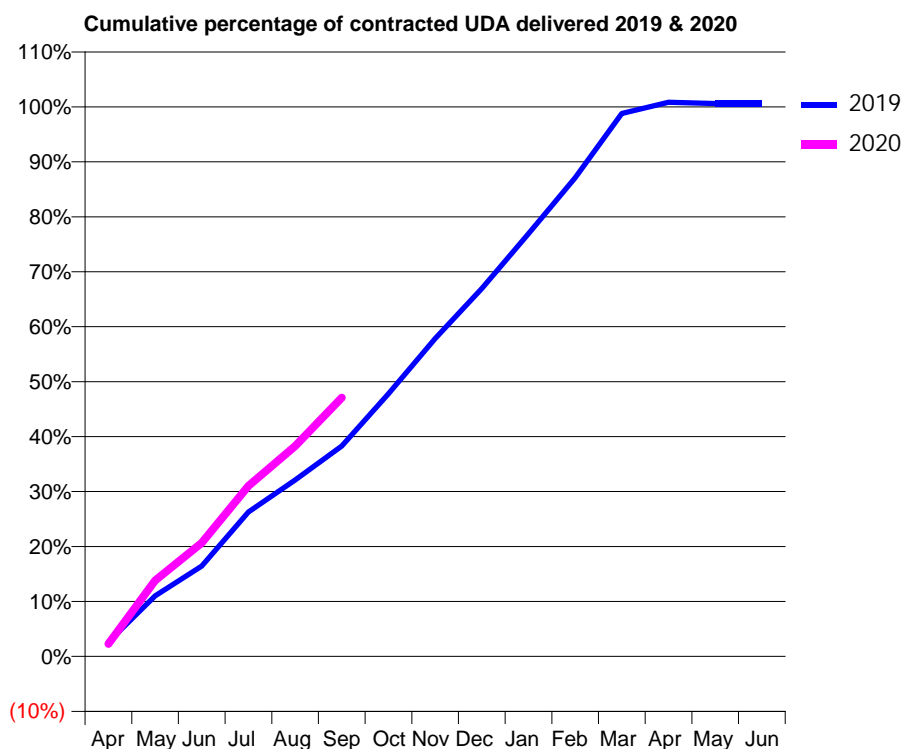
19/20 Contracted general activity (UDA)	3,438
Carry forward general activity (UDA)	0
19/20 Contracted orthodontic activity (UOA)	0
Carry forward orthodontic activity (UOA)	0
Baseline contract value	£84,912.39

ACCESS*

Patients seen in 24 months	Total	Change since previous quarter
Quarter ending September 2018	1,623	
Quarter ending December 2018	1,782	↑
Quarter ending March 2019	2,055	↑
Quarter ending June 2019	2,087	→
Quarter ending September 2019	2,048	↓
Variance since September 2018	26.2%	↑



ACTIVITY



Month	2019	2020
April	91	79
May	379	475
June	565	710
July	904	1,066
August	1,104	1,316
September	1,316	1,618
October	1,644	
November	1,989	
December	2,301	
January	2,644	
February	2,995	
March	3,397	
April	3,467	
May	3,458	
June	3,458	

QUALITY

	Quantity	Base Number	Contract	AT	Region	England
% of FP17s for the same patient ID Re-attending within 3 months - Children	28	498	5.6%	9.2%	10.8%	11.5%
% of FP17s for the same patient ID Re-attending within 3 months - Adults	100	840	11.9%	14.8%	15.2%	15.4%
% of FP17s for the same patient ID Re-attending between 3 & 9 months - Children	310	498	62.2%	61.5%	62.2%	59.7%
% of FP17s for the same patient ID Re-attending between 3 & 9 months - Adults	401	840	47.7%	52.4%	52.9%	51.7%
% of FP17s for Band 1 Urgent Courses	62	968	6.4%	9.3%	9.7%	9.2%
% of FP17s Relating to Free Repair or Replacements	2	968	0.2%	0.5%	0.6%	0.7%
% of FP17s Relating to Continuations	0	968	0.0%	0.7%	0.7%	0.8%
% of Patients satisfied with the dentistry they have received	0	0	N/A	93.6%	93.6%	93.5%
% of Patients satisfied with the time they had to wait for an appointment	0	0	N/A	88.5%	86.3%	87.4%

* This is based on patients treated on this contract for their most recent course of treatment.

Figures in italics indicate the base number of FP17s or Patient Questionnaire responses are less than 100. N/A is shown where the base number of responses is less than 10 during the period. % is calculated as Quantity/Base number*100

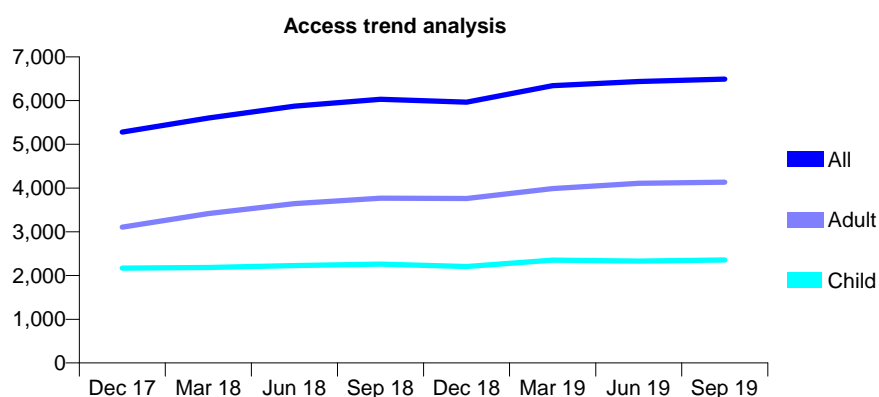
Q68 - Vital Signs At a Glance Contract Report for 195138/0001 - September 2019

Name or company name	Mr Manish Patel & Mrs Preeti Patel
Contract type name	GDS Contract
Purpose of contract	General
Contract start date	16/01/2012
Contract end date	

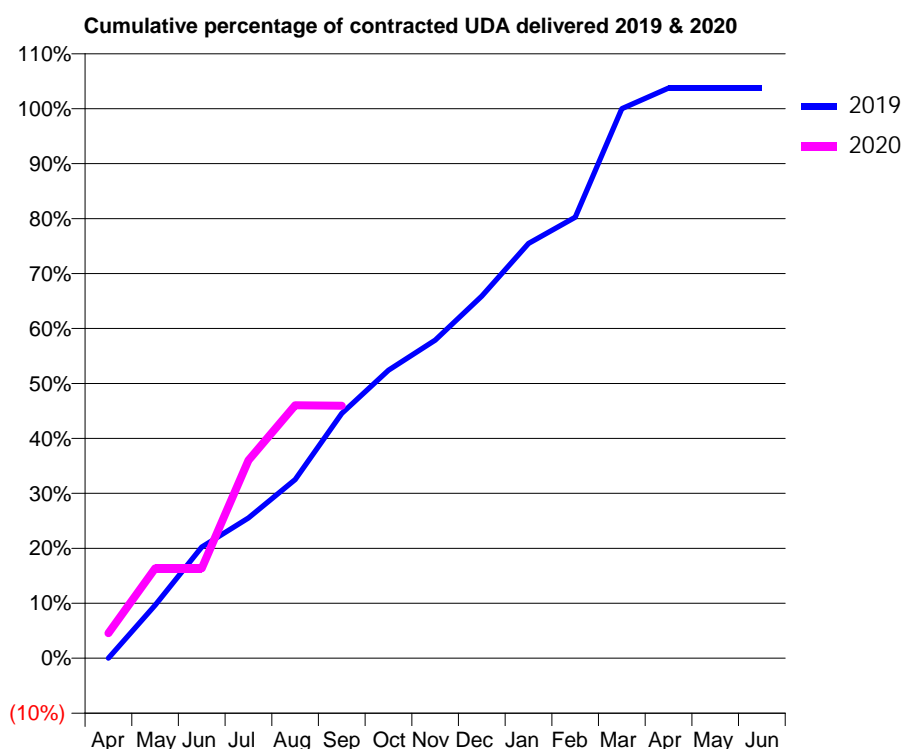
19/20 Contracted general activity (UDA)	15,000
Carry forward general activity (UDA)	0
19/20 Contracted orthodontic activity (UOA)	0
Carry forward orthodontic activity (UOA)	0
Baseline contract value	£416,290.94

ACCESS*

Patients seen in 24 months	Total	Change since previous quarter
Quarter ending September 2018	6,029	
Quarter ending December 2018	5,964	↓
Quarter ending March 2019	6,339	↑
Quarter ending June 2019	6,436	→
Quarter ending September 2019	6,491	→
Variance since September 2018	7.7%	↑



ACTIVITY



Month	2019	2020
April	0	686
May	1,449	2,455
June	3,034	2,455
July	3,830	5,402
August	4,880	6,903
September	6,683	6,894
October	7,862	
November	8,682	
December	9,886	
January	11,320	
February	12,037	
March	15,000	
April	15,563	
May	15,562	
June	15,562	

QUALITY

	Quantity	Base Number	Contract	AT	Region	England
% of FP17s for the same patient ID Re-attending within 3 months - Children	85	1,184	7.2%	9.2%	10.8%	11.5%
% of FP17s for the same patient ID Re-attending within 3 months - Adults	107	1,701	6.3%	14.8%	15.2%	15.4%
% of FP17s for the same patient ID Re-attending between 3 & 9 months - Children	548	1,184	46.3%	61.5%	62.2%	59.7%
% of FP17s for the same patient ID Re-attending between 3 & 9 months - Adults	395	1,701	23.2%	52.4%	52.9%	51.7%
% of FP17s for Band 1 Urgent Courses	61	2,722	2.2%	9.3%	9.7%	9.2%
% of FP17s Relating to Free Repair or Replacements	0	2,722	0.0%	0.5%	0.6%	0.7%
% of FP17s Relating to Continuations	19	2,722	0.7%	0.7%	0.7%	0.8%
% of Patients satisfied with the dentistry they have received	7	7	N/A	93.6%	93.6%	93.5%
% of Patients satisfied with the time they had to wait for an appointment	7	7	N/A	88.5%	86.3%	87.4%

* This is based on patients treated on this contract for their most recent course of treatment.

Figures in italics indicate the base number of FP17s or Patient Questionnaire responses are less than 100. N/A is shown where the base number of responses is less than 10 during the period. % is calculated as Quantity/Base number*100

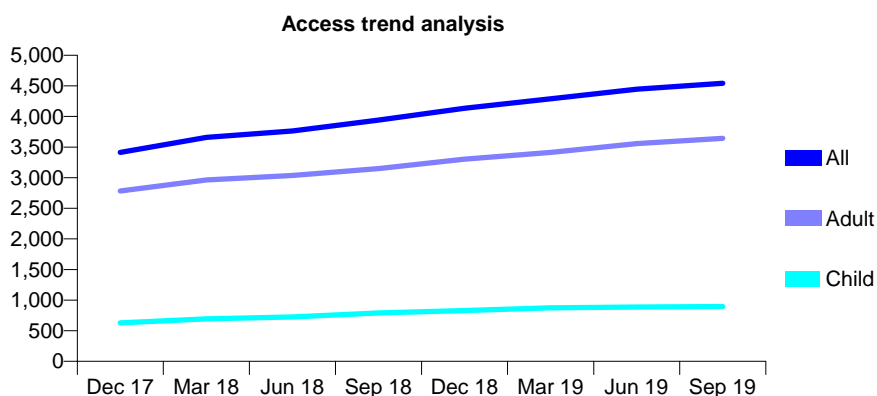
Q68 - Vital Signs At a Glance Contract Report for 19553/0001 - September 2019

Name or company name	Dr Satnam Louis Limited
Contract type name	GDS Contract
Purpose of contract	General
Contract start date	01/04/2010
Contract end date	

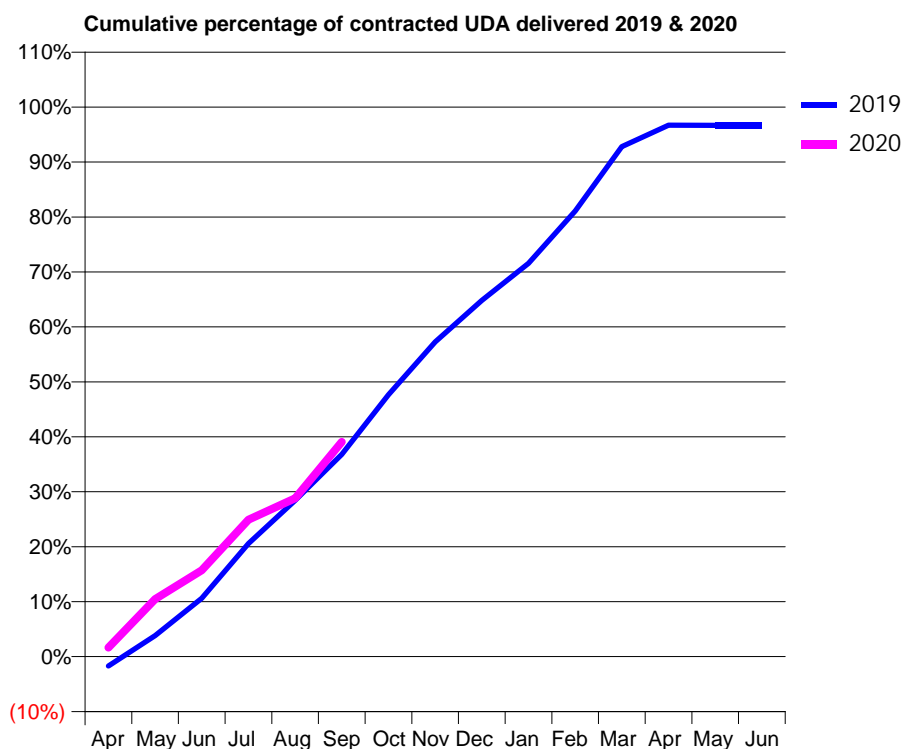
19/20 Contracted general activity (UDA)	11,000
Carry forward general activity (UDA)	366
19/20 Contracted orthodontic activity (UOA)	0
Carry forward orthodontic activity (UOA)	0
Baseline contract value	£349,220.02

ACCESS*

Patients seen in 24 months	Total	Change since previous quarter
Quarter ending September 2018	3,939	
Quarter ending December 2018	4,134	↑
Quarter ending March 2019	4,288	↑
Quarter ending June 2019	4,445	↑
Quarter ending September 2019	4,541	↑
Variance since September 2018	15.3%	↑



ACTIVITY



Month	Adjusted Scheduled Activity (UDA)	
	2019	2020
April	-189	182
May	422	1,151
June	1,167	1,728
July	2,263	2,740
August	3,126	3,170
September	4,049	4,297
October	5,244	
November	6,300	
December	7,129	
January	7,873	
February	8,920	
March	10,205	
April	10,636	
May	10,634	
June	10,634	

QUALITY

	Quantity	Base Number	Contract	AT	Region	England
% of FP17s for the same patient ID Re-attending within 3 months - Children	19	521	3.6%	9.2%	10.8%	11.5%
% of FP17s for the same patient ID Re-attending within 3 months - Adults	246	2,351	10.5%	14.8%	15.2%	15.4%
% of FP17s for the same patient ID Re-attending between 3 & 9 months - Children	306	521	58.7%	61.5%	62.2%	59.7%
% of FP17s for the same patient ID Re-attending between 3 & 9 months - Adults	1,321	2,351	56.2%	52.4%	52.9%	51.7%
% of FP17s for Band 1 Urgent Courses	171	2,623	6.5%	9.3%	9.7%	9.2%
% of FP17s Relating to Free Repair or Replacements	5	2,623	0.2%	0.5%	0.6%	0.7%
% of FP17s Relating to Continuations	24	2,623	0.9%	0.7%	0.7%	0.8%
% of Patients satisfied with the dentistry they have received	1	1	N/A	93.6%	93.6%	93.5%
% of Patients satisfied with the time they had to wait for an appointment	0	1	N/A	88.5%	86.3%	87.4%

* This is based on patients treated on this contract for their most recent course of treatment. Figures in italics indicate the base number of FP17s or Patient Questionnaire responses are less than 100. N/A is shown where the base number of responses is less than 10 during the period. % is calculated as Quantity/Base number*100

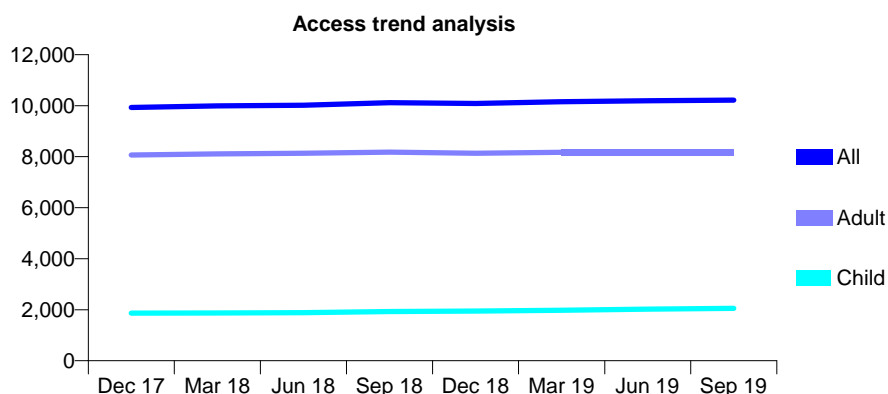
Q68 - Vital Signs At a Glance Contract Report for 197440/0001 - September 2019

Name or company name	Hinal Patel and Shivali Patel
Contract type name	GDS Contract
Purpose of contract	General
Contract start date	01/10/2010
Contract end date	

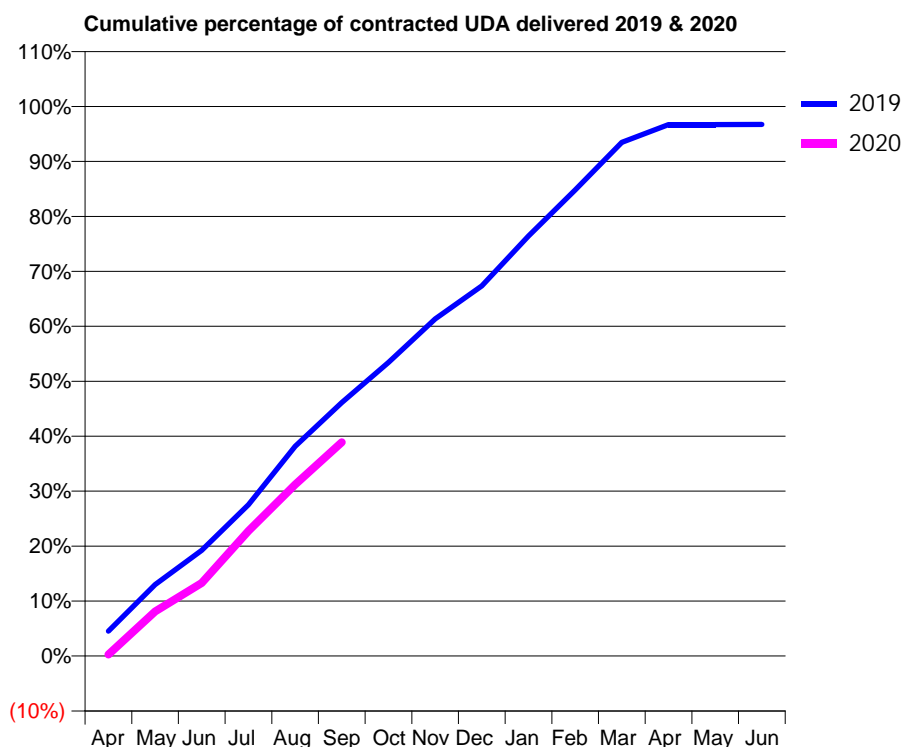
19/20 Contracted general activity (UDA)	28,271
Carry forward general activity (UDA)	928
19/20 Contracted orthodontic activity (UOA)	0
Carry forward orthodontic activity (UOA)	0
Baseline contract value	£658,711.26

ACCESS*

Patients seen in 24 months	Total	Change since previous quarter
Quarter ending September 2018	10,116	
Quarter ending December 2018	10,084	→
Quarter ending March 2019	10,157	→
Quarter ending June 2019	10,194	→
Quarter ending September 2019	10,218	→
Variance since September 2018	1.0%	→



ACTIVITY



Month	Adjusted Scheduled Activity (UDA)	
	2019	2020
April	1,281	80
May	3,672	2,294
June	5,437	3,763
July	7,782	6,436
August	10,788	8,820
September	13,036	10,994
October	15,101	
November	17,340	
December	19,042	
January	21,608	
February	23,982	
March	26,426	
April	27,338	
May	27,337	
June	27,342	

QUALITY

	Quantity	Base Number	Contract	AT	Region	England
% of FP17s for the same patient ID Re-attending within 3 months - Children	115	1,600	7.2%	9.2%	10.8%	11.5%
% of FP17s for the same patient ID Re-attending within 3 months - Adults	802	5,882	13.6%	14.8%	15.2%	15.4%
% of FP17s for the same patient ID Re-attending between 3 & 9 months - Children	1,027	1,600	64.2%	61.5%	62.2%	59.7%
% of FP17s for the same patient ID Re-attending between 3 & 9 months - Adults	3,576	5,882	60.8%	52.4%	52.9%	51.7%
% of FP17s for Band 1 Urgent Courses	523	7,012	7.5%	9.3%	9.7%	9.2%
% of FP17s Relating to Free Repair or Replacements	42	7,012	0.6%	0.5%	0.6%	0.7%
% of FP17s Relating to Continuations	96	7,012	1.4%	0.7%	0.7%	0.8%
% of Patients satisfied with the dentistry they have received	1	1	N/A	93.6%	93.6%	93.5%
% of Patients satisfied with the time they had to wait for an appointment	1	1	N/A	88.5%	86.3%	87.4%

* This is based on patients treated on this contract for their most recent course of treatment.

Figures in italics indicate the base number of FP17s or Patient Questionnaire responses are less than 100. N/A is shown where the base number of responses is less than 10 during the period. % is calculated as Quantity/Base number*100

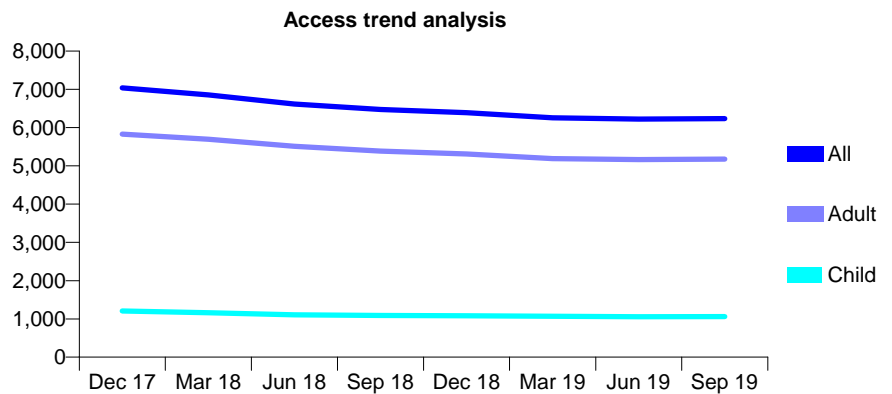
Q68 - Vital Signs At a Glance Contract Report for 198374/0001 - September 2019

Name or company name	The Brassey Avenue Dental Practice Partne
Contract type name	GDS Contract
Purpose of contract	General
Contract start date	01/07/2015
Contract end date	

19/20 Contracted general activity (UDA)	18,773
Carry forward general activity (UDA)	0
19/20 Contracted orthodontic activity (UOA)	0
Carry forward orthodontic activity (UOA)	0
Baseline contract value	£434,214.81

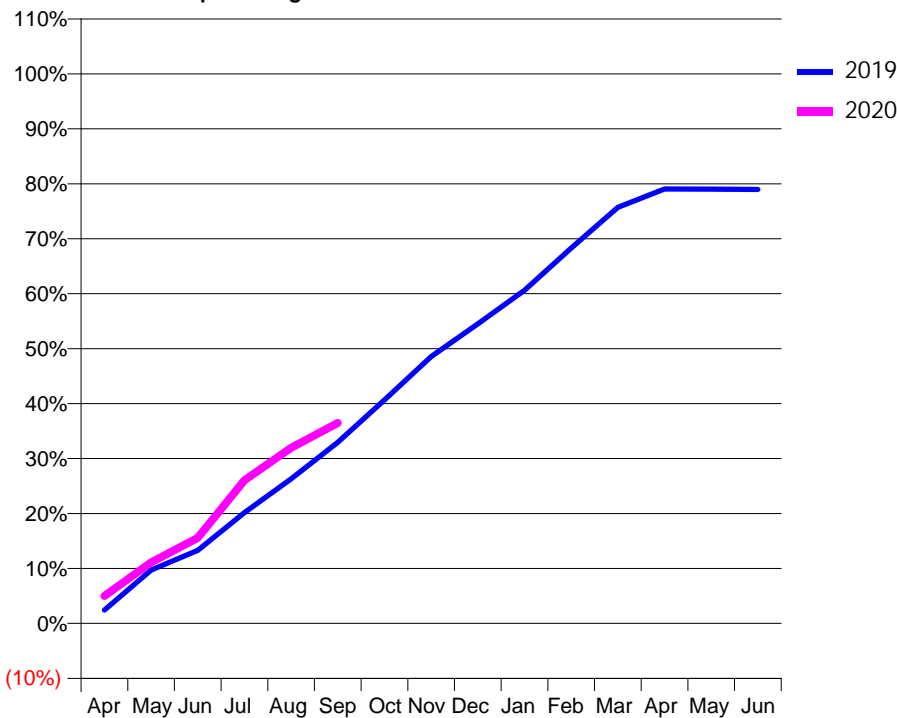
ACCESS*

Patients seen in 24 months	Total	Change since previous quarter
Quarter ending September 2018	6,474	
Quarter ending December 2018	6,393	↓
Quarter ending March 2019	6,257	↓
Quarter ending June 2019	6,221	→
Quarter ending September 2019	6,235	→
Variance since September 2018	(3.7%)	↓



ACTIVITY

Cumulative percentage of contracted UDA delivered 2019 & 2020



Month	2019	2020
April	456	941
May	1,824	2,084
June	2,494	2,924
July	3,786	4,890
August	4,940	6,002
September	6,187	6,849
October	7,640	
November	9,119	
December	10,230	
January	11,376	
February	12,821	
March	14,212	
April	14,838	
May	14,833	
June	14,823	

QUALITY

	Quantity	Base Number	Contract	AT	Region	England
% of FP17s for the same patient ID Re-attending within 3 months - Children	33	774	4.3%	9.2%	10.8%	11.5%
% of FP17s for the same patient ID Re-attending within 3 months - Adults	328	3,442	9.5%	14.8%	15.2%	15.4%
% of FP17s for the same patient ID Re-attending between 3 & 9 months - Children	481	774	62.1%	61.5%	62.2%	59.7%
% of FP17s for the same patient ID Re-attending between 3 & 9 months - Adults	1,748	3,442	50.8%	52.4%	52.9%	51.7%
% of FP17s for Band 1 Urgent Courses	302	3,889	7.8%	9.3%	9.7%	9.2%
% of FP17s Relating to Free Repair or Replacements	23	3,889	0.6%	0.5%	0.6%	0.7%
% of FP17s Relating to Continuations	20	3,889	0.5%	0.7%	0.7%	0.8%
% of Patients satisfied with the dentistry they have received	3	4	N/A	93.6%	93.6%	93.5%
% of Patients satisfied with the time they had to wait for an appointment	4	4	N/A	88.5%	86.3%	87.4%

* This is based on patients treated on this contract for their most recent course of treatment.

Figures in italics indicate the base number of FP17s or Patient Questionnaire responses are less than 100. N/A is shown where the base number of responses is less than 10 during the period. % is calculated as Quantity/Base number*100

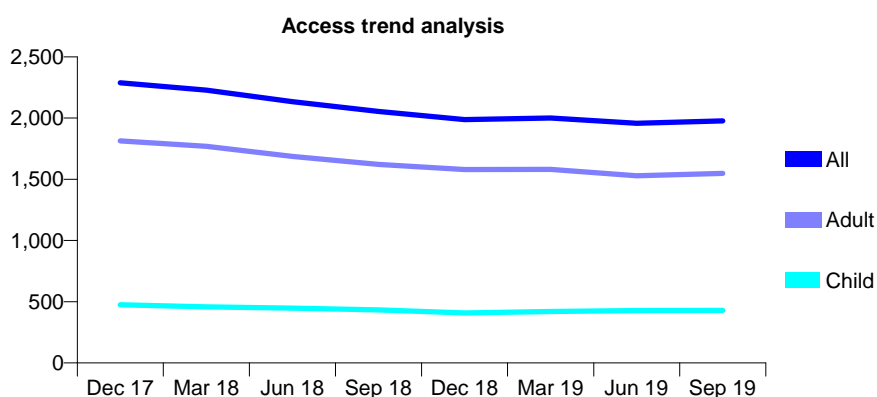
Q68 - Vital Signs At a Glance Contract Report for 198420/0001 - September 2019

Name or company name	Eaton Road Dental Practice Ltd
Contract type name	GDS Contract
Purpose of contract	General
Contract start date	01/10/2007
Contract end date	

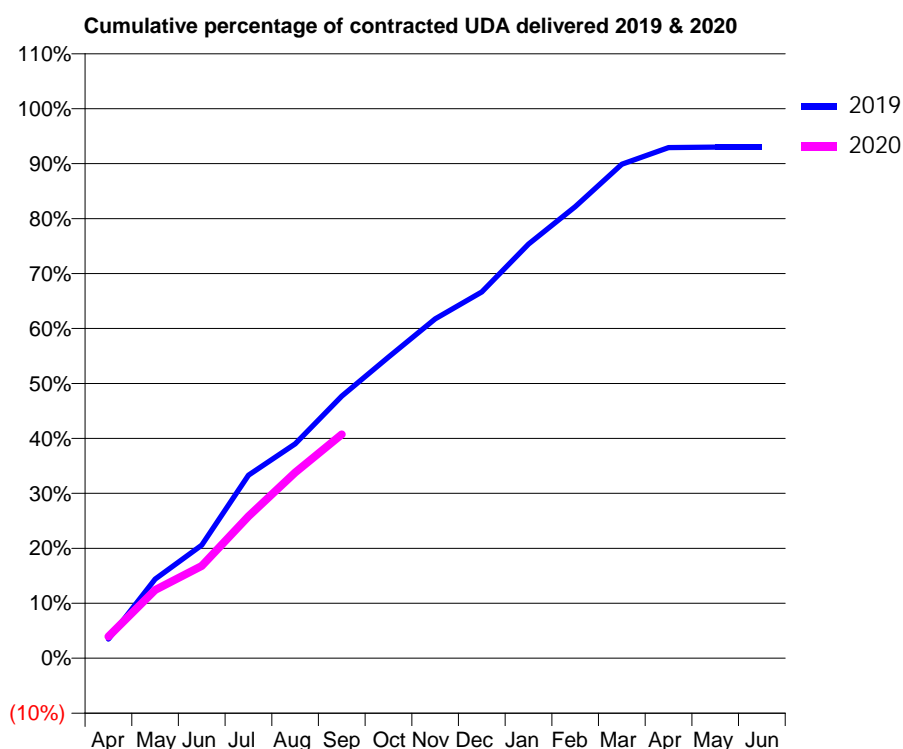
19/20 Contracted general activity (UDA)	4,243
Carry forward general activity (UDA)	0
19/20 Contracted orthodontic activity (UOA)	0
Carry forward orthodontic activity (UOA)	0
Baseline contract value	£137,915.49

ACCESS*

Patients seen in 24 months	Total	Change since previous quarter
Quarter ending September 2018	2,054	
Quarter ending December 2018	1,988	↓
Quarter ending March 2019	2,001	→
Quarter ending June 2019	1,957	↓
Quarter ending September 2019	1,978	→
Variance since September 2018	(3.7%)	↓



ACTIVITY



Month	2019	2020
April	148	167
May	612	526
June	872	713
July	1,414	1,096
August	1,655	1,434
September	2,024	1,728
October	2,325	
November	2,620	
December	2,828	
January	3,198	
February	3,487	
March	3,813	
April	3,942	
May	3,946	
June	3,946	

QUALITY

	Quantity	Base Number	Contract	AT	Region	England
% of FP17s for the same patient ID Re-attending within 3 months - Children	6	233	2.6%	9.2%	10.8%	11.5%
% of FP17s for the same patient ID Re-attending within 3 months - Adults	57	771	7.4%	14.8%	15.2%	15.4%
% of FP17s for the same patient ID Re-attending between 3 & 9 months - Children	71	233	30.5%	61.5%	62.2%	59.7%
% of FP17s for the same patient ID Re-attending between 3 & 9 months - Adults	254	771	32.9%	52.4%	52.9%	51.7%
% of FP17s for Band 1 Urgent Courses	60	926	6.5%	9.3%	9.7%	9.2%
% of FP17s Relating to Free Repair or Replacements	1	926	0.1%	0.5%	0.6%	0.7%
% of FP17s Relating to Continuations	0	926	0.0%	0.7%	0.7%	0.8%
% of Patients satisfied with the dentistry they have received	1	1	N/A	93.6%	93.6%	93.5%
% of Patients satisfied with the time they had to wait for an appointment	1	1	N/A	88.5%	86.3%	87.4%

* This is based on patients treated on this contract for their most recent course of treatment.

Figures in italics indicate the base number of FP17s or Patient Questionnaire responses are less than 100. N/A is shown where the base number of responses is less than 10 during the period. % is calculated as Quantity/Base number*100

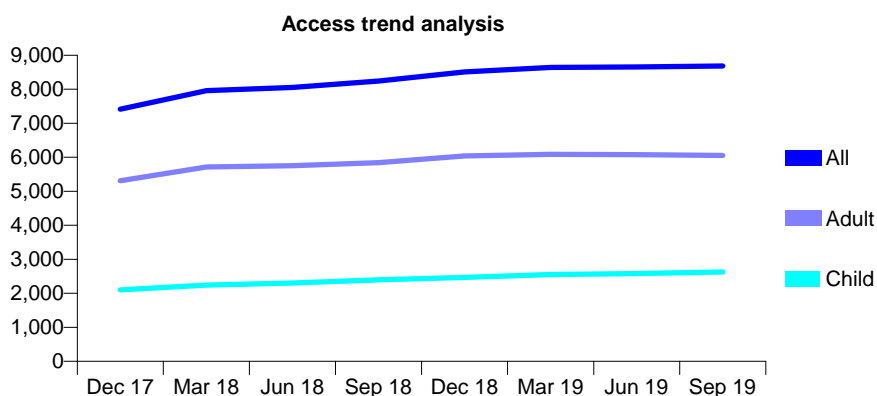
Q68 - Vital Signs At a Glance Contract Report for 198684/0002 - September 2019

Name or company name	Mr Michael Frank Lee and Mr Bahader Sing
Contract type name	GDS Contract
Purpose of contract	General
Contract start date	01/05/2014
Contract end date	

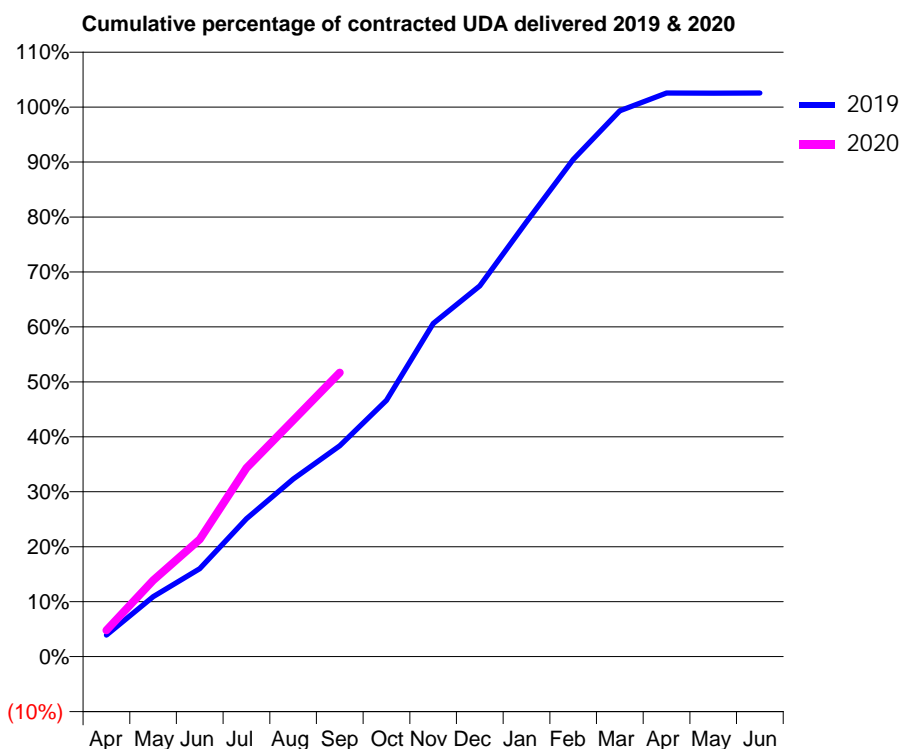
19/20 Contracted general activity (UDA)	16,283
Carry forward general activity (UDA)	0
19/20 Contracted orthodontic activity (UOA)	0
Carry forward orthodontic activity (UOA)	0
Baseline contract value	£437,560.18

ACCESS*

Patients seen in 24 months	Total	Change since previous quarter
Quarter ending September 2018	8,240	
Quarter ending December 2018	8,510	↑
Quarter ending March 2019	8,642	→
Quarter ending June 2019	8,658	→
Quarter ending September 2019	8,684	→
Variance since September 2018	5.4%	↑



ACTIVITY



Month	Adjusted Scheduled Activity (UDA)	
	2019	2020
April	636	779
May	1,777	2,257
June	2,608	3,475
July	4,086	5,589
August	5,260	7,004
September	6,249	8,414
October	7,594	
November	9,872	
December	10,983	
January	12,880	
February	14,730	
March	16,173	
April	16,695	
May	16,692	
June	16,699	

QUALITY

	Quantity	Base Number	Contract	AT	Region	England
% of FP17s for the same patient ID Re-attending within 3 months - Children	177	2,027	8.7%	9.2%	10.8%	11.5%
% of FP17s for the same patient ID Re-attending within 3 months - Adults	511	3,518	14.5%	14.8%	15.2%	15.4%
% of FP17s for the same patient ID Re-attending between 3 & 9 months - Children	1,216	2,027	60.0%	61.5%	62.2%	59.7%
% of FP17s for the same patient ID Re-attending between 3 & 9 months - Adults	1,596	3,518	45.4%	52.4%	52.9%	51.7%
% of FP17s for Band 1 Urgent Courses	589	5,172	11.4%	9.3%	9.7%	9.2%
% of FP17s Relating to Free Repair or Replacements	15	5,172	0.3%	0.5%	0.6%	0.7%
% of FP17s Relating to Continuations	7	5,172	0.1%	0.7%	0.7%	0.8%
% of Patients satisfied with the dentistry they have received	4	4	N/A	93.6%	93.6%	93.5%
% of Patients satisfied with the time they had to wait for an appointment	4	4	N/A	88.5%	86.3%	87.4%

* This is based on patients treated on this contract for their most recent course of treatment. Figures in italics indicate the base number of FP17s or Patient Questionnaire responses are less than 100. N/A is shown where the base number of responses is less than 10 during the period. % is calculated as Quantity/Base number*100

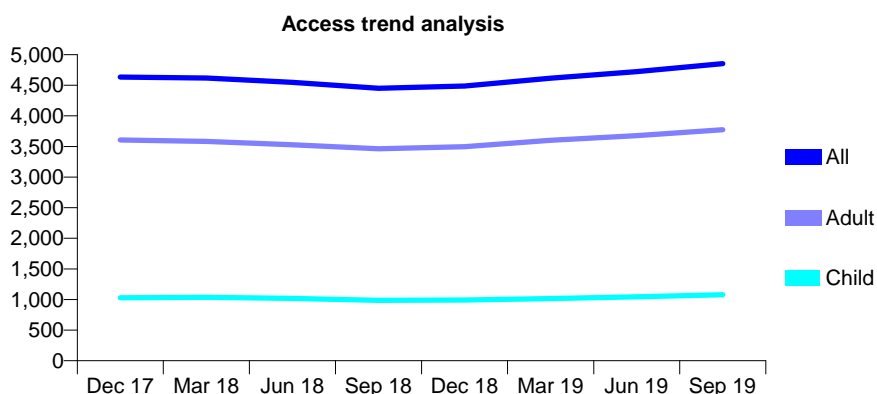
Q68 - Vital Signs At a Glance Contract Report for 199028/0001 - September 2019

Name or company name	HARTLEY DENTAL LIMITED
Contract type name	GDS Contract
Purpose of contract	General
Contract start date	01/09/2008
Contract end date	

19/20 Contracted general activity (UDA)	16,250
Carry forward general activity (UDA)	0
19/20 Contracted orthodontic activity (UOA)	0
Carry forward orthodontic activity (UOA)	0
Baseline contract value	£385,051.90

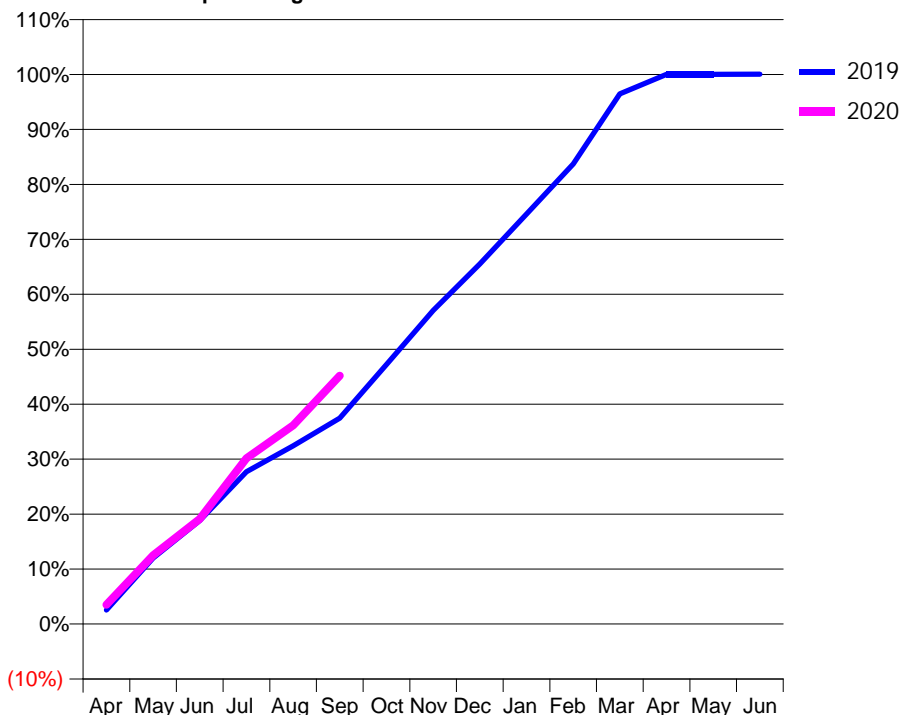
ACCESS*

Patients seen in 24 months	Total	Change since previous quarter
Quarter ending September 2018	4,453	
Quarter ending December 2018	4,488	→
Quarter ending March 2019	4,616	↑
Quarter ending June 2019	4,722	↑
Quarter ending September 2019	4,854	↑
Variance since September 2018	9.0%	↑



ACTIVITY

Cumulative percentage of contracted UDA delivered 2019 & 2020



Adjusted Scheduled Activity (UDA)

Month	2019	2020
April	415	568
May	1,952	2,034
June	3,064	3,106
July	4,507	4,900
August	5,270	5,879
September	6,089	7,341
October	7,675	
November	9,272	
December	10,644	
January	12,120	
February	13,601	
March	15,676	
April	16,251	
May	16,251	
June	16,255	

QUALITY

	Quantity	Base Number	Contract	AT	Region	England
% of FP17s for the same patient ID Re-attending within 3 months - Children	40	851	4.7%	9.2%	10.8%	11.5%
% of FP17s for the same patient ID Re-attending within 3 months - Adults	300	2,649	11.3%	14.8%	15.2%	15.4%
% of FP17s for the same patient ID Re-attending between 3 & 9 months - Children	544	851	63.9%	61.5%	62.2%	59.7%
% of FP17s for the same patient ID Re-attending between 3 & 9 months - Adults	1,402	2,649	52.9%	52.4%	52.9%	51.7%
% of FP17s for Band 1 Urgent Courses	218	3,317	6.6%	9.3%	9.7%	9.2%
% of FP17s Relating to Free Repair or Replacements	33	3,317	1.0%	0.5%	0.6%	0.7%
% of FP17s Relating to Continuations	29	3,317	0.9%	0.7%	0.7%	0.8%
% of Patients satisfied with the dentistry they have received	0	0	N/A	93.6%	93.6%	93.5%
% of Patients satisfied with the time they had to wait for an appointment	0	0	N/A	88.5%	86.3%	87.4%

* This is based on patients treated on this contract for their most recent course of treatment.

Figures in italics indicate the base number of FP17s or Patient Questionnaire responses are less than 100. N/A is shown where the base number of responses is less than 10 during the period. % is calculated as Quantity/Base number*100

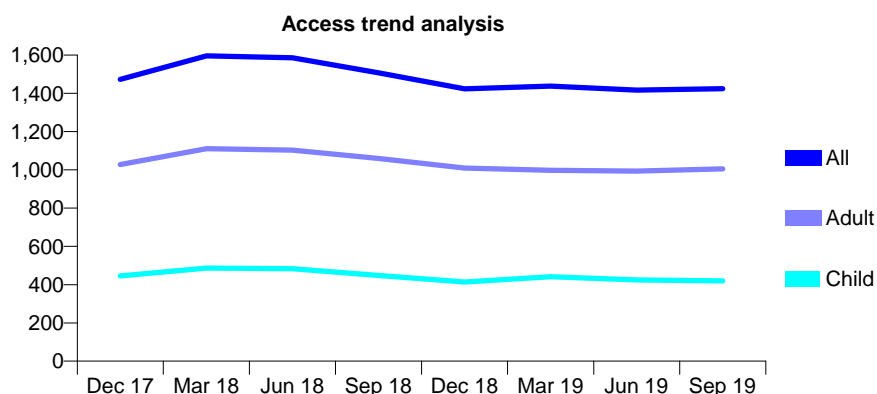
Q68 - Vital Signs At a Glance Contract Report for 199370/0001 - September 2019

Name or company name	Pittham Dental Ltd
Contract type name	GDS Contract
Purpose of contract	General
Contract start date	01/09/2007
Contract end date	

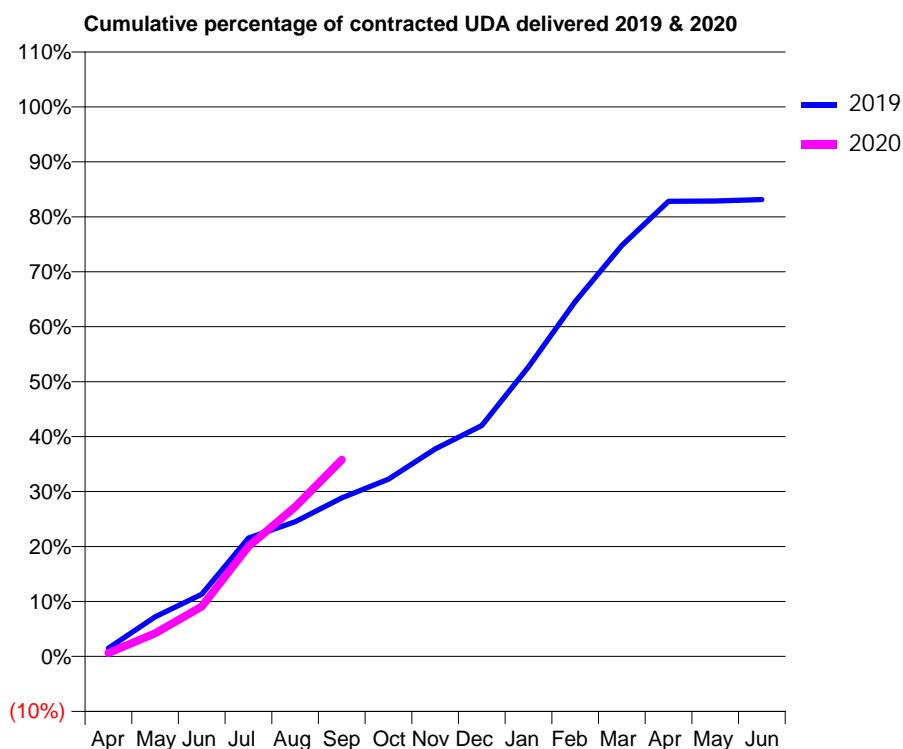
19/20 Contracted general activity (UDA)	4,800
Carry forward general activity (UDA)	0
19/20 Contracted orthodontic activity (UOA)	0
Carry forward orthodontic activity (UOA)	0
Baseline contract value	£106,794.73

ACCESS*

Patients seen in 24 months	Total	Change since previous quarter
Quarter ending September 2018	1,507	
Quarter ending December 2018	1,423	↓
Quarter ending March 2019	1,438	→
Quarter ending June 2019	1,417	↓
Quarter ending September 2019	1,424	→
Variance since September 2018	(5.5%)	↓



ACTIVITY



Month	2019	2020
April	71	29
May	347	202
June	543	437
July	1,034	962
August	1,175	1,306
September	1,384	1,718
October	1,548	
November	1,812	
December	2,017	
January	2,529	
February	3,100	
March	3,590	
April	3,975	
May	3,978	
June	3,990	

QUALITY

	Quantity	Base Number	Contract	AT	Region	England
% of FP17s for the same patient ID Re-attending within 3 months - Children	15	315	4.8%	9.2%	10.8%	11.5%
% of FP17s for the same patient ID Re-attending within 3 months - Adults	86	726	11.8%	14.8%	15.2%	15.4%
% of FP17s for the same patient ID Re-attending between 3 & 9 months - Children	235	315	74.6%	61.5%	62.2%	59.7%
% of FP17s for the same patient ID Re-attending between 3 & 9 months - Adults	445	726	61.3%	52.4%	52.9%	51.7%
% of FP17s for Band 1 Urgent Courses	40	938	4.3%	9.3%	9.7%	9.2%
% of FP17s Relating to Free Repair or Replacements	15	938	1.6%	0.5%	0.6%	0.7%
% of FP17s Relating to Continuations	12	938	1.3%	0.7%	0.7%	0.8%
% of Patients satisfied with the dentistry they have received	1	1	N/A	93.6%	93.6%	93.5%
% of Patients satisfied with the time they had to wait for an appointment	1	1	N/A	88.5%	86.3%	87.4%

* This is based on patients treated on this contract for their most recent course of treatment. Figures in italics indicate the base number of FP17s or Patient Questionnaire responses are less than 100. N/A is shown where the base number of responses is less than 10 during the period. % is calculated as Quantity/Base number*100

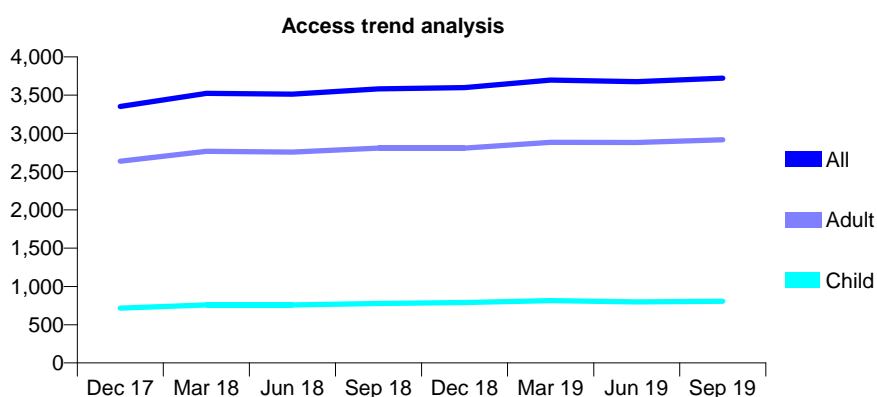
Q68 - Vital Signs At a Glance Contract Report for 199389/0001 - September 2019

Name or company name	Pure Dental Surgery Limited
Contract type name	GDS Contract
Purpose of contract	General
Contract start date	01/05/2012
Contract end date	

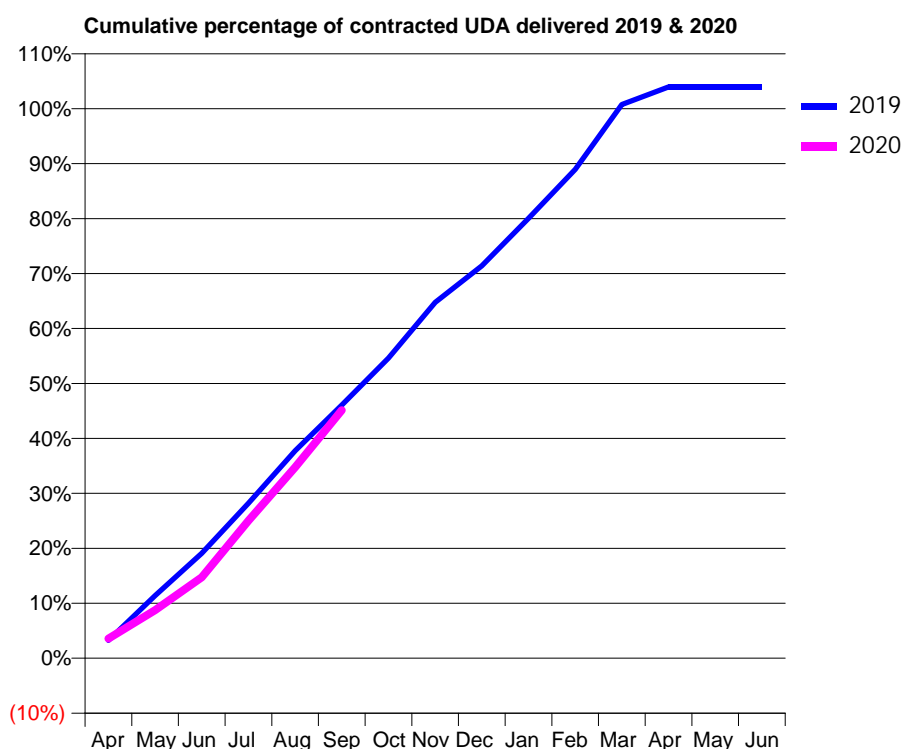
19/20 Contracted general activity (UDA)	11,066
Carry forward general activity (UDA)	0
19/20 Contracted orthodontic activity (UOA)	0
Carry forward orthodontic activity (UOA)	0
Baseline contract value	£264,571.17

ACCESS*

Patients seen in 24 months	Total	Change since previous quarter
Quarter ending September 2018	3,583	
Quarter ending December 2018	3,598	→
Quarter ending March 2019	3,697	↑
Quarter ending June 2019	3,677	→
Quarter ending September 2019	3,722	→
Variance since September 2018	3.9%	↑



ACTIVITY



Adjusted Scheduled Activity (UDA)		
Month	2019	2020
April	357	396
May	1,265	968
June	2,111	1,629
July	3,121	2,769
August	4,179	3,846
September	5,097	4,993
October	6,044	
November	7,165	
December	7,902	
January	8,858	
February	9,842	
March	11,148	
April	11,503	
May	11,503	
June	11,503	

QUALITY

	Quantity	Base Number	Contract	AT	Region	England
% of FP17s for the same patient ID Re-attending within 3 months - Children	64	647	9.9%	9.2%	10.8%	11.5%
% of FP17s for the same patient ID Re-attending within 3 months - Adults	272	2,243	12.1%	14.8%	15.2%	15.4%
% of FP17s for the same patient ID Re-attending between 3 & 9 months - Children	408	647	63.1%	61.5%	62.2%	59.7%
% of FP17s for the same patient ID Re-attending between 3 & 9 months - Adults	1,484	2,243	66.2%	52.4%	52.9%	51.7%
% of FP17s for Band 1 Urgent Courses	183	2,751	6.7%	9.3%	9.7%	9.2%
% of FP17s Relating to Free Repair or Replacements	6	2,751	0.2%	0.5%	0.6%	0.7%
% of FP17s Relating to Continuations	0	2,751	0.0%	0.7%	0.7%	0.8%
% of Patients satisfied with the dentistry they have received	1	1	N/A	93.6%	93.6%	93.5%
% of Patients satisfied with the time they had to wait for an appointment	1	1	N/A	88.5%	86.3%	87.4%

* This is based on patients treated on this contract for their most recent course of treatment.

Figures in italics indicate the base number of FP17s or Patient Questionnaire responses are less than 100. N/A is shown where the base number of responses is less than 10 during the period. % is calculated as Quantity/Base number*100

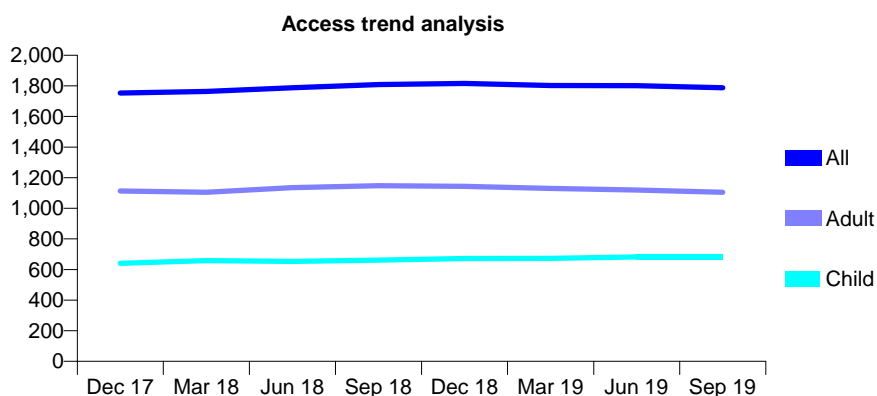
Q68 - Vital Signs At a Glance Contract Report for 199516/0001 - September 2019

Name or company name	Mark Hamburger and Rebecca Sadler
Contract type name	GDS Contract
Purpose of contract	General
Contract start date	01/03/2012
Contract end date	

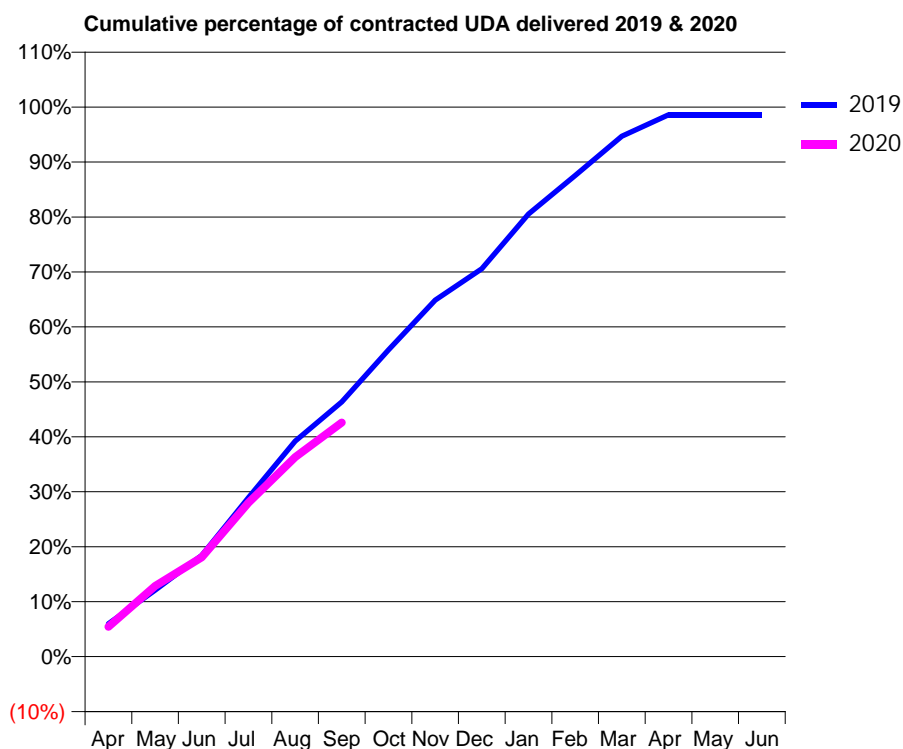
19/20 Contracted general activity (UDA)	6,100
Carry forward general activity (UDA)	86
19/20 Contracted orthodontic activity (UOA)	0
Carry forward orthodontic activity (UOA)	0
Baseline contract value	£175,831.37

ACCESS*

Patients seen in 24 months	Total	Change since previous quarter
Quarter ending September 2018	1,809	
Quarter ending December 2018	1,816	→
Quarter ending March 2019	1,803	→
Quarter ending June 2019	1,802	→
Quarter ending September 2019	1,788	→
Variance since September 2018	(1.2%)	↓



ACTIVITY



Month	Adjusted Scheduled Activity (UDA)	
	2019	2020
April	366	332
May	738	784
June	1,124	1,102
July	1,766	1,708
August	2,391	2,215
September	2,828	2,599
October	3,405	
November	3,957	
December	4,305	
January	4,913	
February	5,340	
March	5,777	
April	6,013	
May	6,013	
June	6,013	

QUALITY

	Quantity	Base Number	Contract	AT	Region	England
% of FP17s for the same patient ID Re-attending within 3 months - Children	54	681	7.9%	9.2%	10.8%	11.5%
% of FP17s for the same patient ID Re-attending within 3 months - Adults	100	931	10.7%	14.8%	15.2%	15.4%
% of FP17s for the same patient ID Re-attending between 3 & 9 months - Children	519	681	76.2%	61.5%	62.2%	59.7%
% of FP17s for the same patient ID Re-attending between 3 & 9 months - Adults	707	931	75.9%	52.4%	52.9%	51.7%
% of FP17s for Band 1 Urgent Courses	55	1,500	3.7%	9.3%	9.7%	9.2%
% of FP17s Relating to Free Repair or Replacements	15	1,500	1.0%	0.5%	0.6%	0.7%
% of FP17s Relating to Continuations	6	1,500	0.4%	0.7%	0.7%	0.8%
% of Patients satisfied with the dentistry they have received	1	1	N/A	93.6%	93.6%	93.5%
% of Patients satisfied with the time they had to wait for an appointment	1	1	N/A	88.5%	86.3%	87.4%

* This is based on patients treated on this contract for their most recent course of treatment. Figures in italics indicate the base number of FP17s or Patient Questionnaire responses are less than 100. N/A is shown where the base number of responses is less than 10 during the period. % is calculated as Quantity/Base number*100

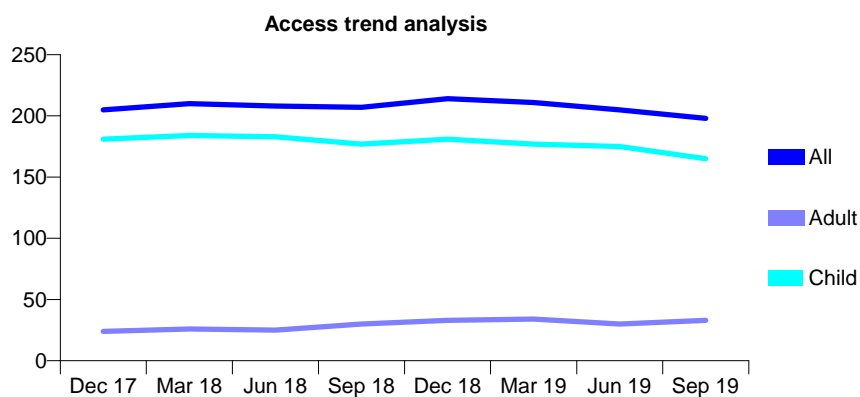
Q68 - Vital Signs At a Glance Contract Report for 199737/0001 - September 2019

Name or company name	Rectory House Dental Practice Ltd
Contract type name	GDS Contract
Purpose of contract	General
Contract start date	01/08/2009
Contract end date	

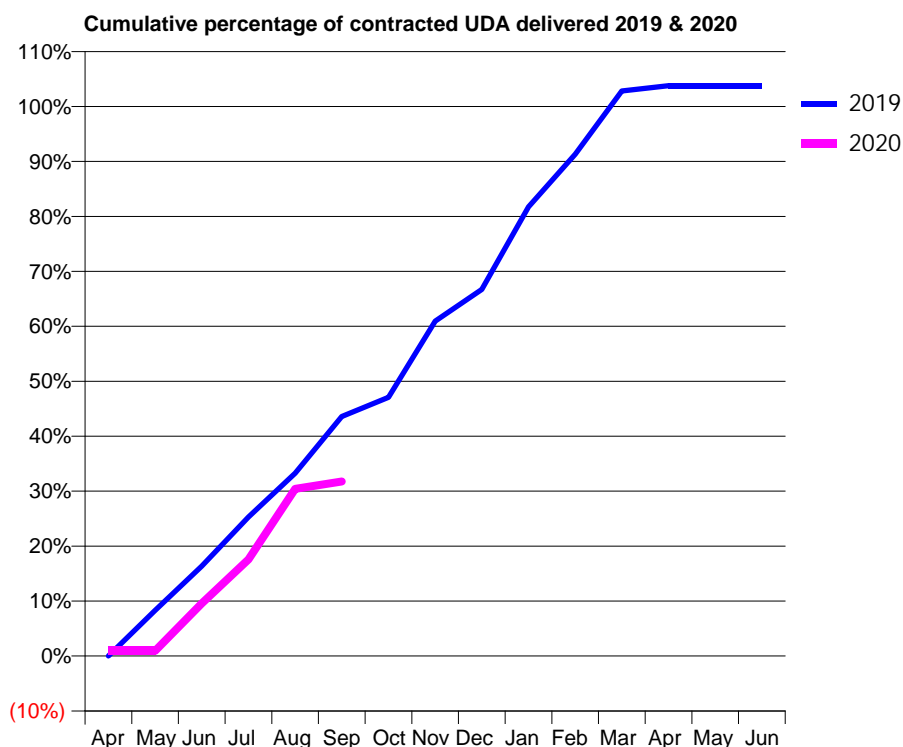
19/20 Contracted general activity (UDA)	313
Carry forward general activity (UDA)	0
19/20 Contracted orthodontic activity (UOA)	0
Carry forward orthodontic activity (UOA)	0
Baseline contract value	£7,200.66

ACCESS*

Patients seen in 24 months	Total	Change since previous quarter
Quarter ending September 2018	207	
Quarter ending December 2018	214	↑
Quarter ending March 2019	211	↓
Quarter ending June 2019	205	↓
Quarter ending September 2019	198	↓
Variance since September 2018	(4.3%)	↓



ACTIVITY



Month	Adjusted Scheduled Activity (UDA)	
	2019	2020
April	0	3
May	26	3
June	51	30
July	79	55
August	104	95
September	136	99
October	147	
November	191	
December	209	
January	256	
February	286	
March	322	
April	325	
May	325	
June	325	

QUALITY

	Quantity	Base Number	Contract	AT	Region	England
% of FP17s for the same patient ID Re-attending within 3 months - Children	3	98	3.1%	9.2%	10.8%	11.5%
% of FP17s for the same patient ID Re-attending within 3 months - Adults	0	2	0.0%	14.8%	15.2%	15.4%
% of FP17s for the same patient ID Re-attending between 3 & 9 months - Children	59	98	60.2%	61.5%	62.2%	59.7%
% of FP17s for the same patient ID Re-attending between 3 & 9 months - Adults	2	2	100.0%	52.4%	52.9%	51.7%
% of FP17s for Band 1 Urgent Courses	2	89	2.2%	9.3%	9.7%	9.2%
% of FP17s Relating to Free Repair or Replacements	0	89	0.0%	0.5%	0.6%	0.7%
% of FP17s Relating to Continuations	1	89	1.1%	0.7%	0.7%	0.8%
% of Patients satisfied with the dentistry they have received	0	0	N/A	93.6%	93.6%	93.5%
% of Patients satisfied with the time they had to wait for an appointment	0	0	N/A	88.5%	86.3%	87.4%

* This is based on patients treated on this contract for their most recent course of treatment. Figures in italics indicate the base number of FP17s or Patient Questionnaire responses are less than 100. N/A is shown where the base number of responses is less than 10 during the period. % is calculated as Quantity/Base number*100

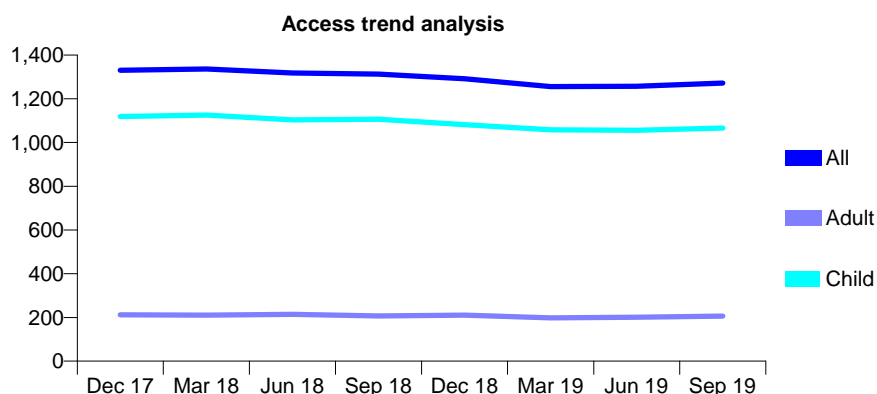
Q68 - Vital Signs At a Glance Contract Report for 207993/0001 - September 2019

Name or company name	MR MT COPPEN
Contract type name	GDS Contract
Purpose of contract	General
Contract start date	01/04/2006
Contract end date	

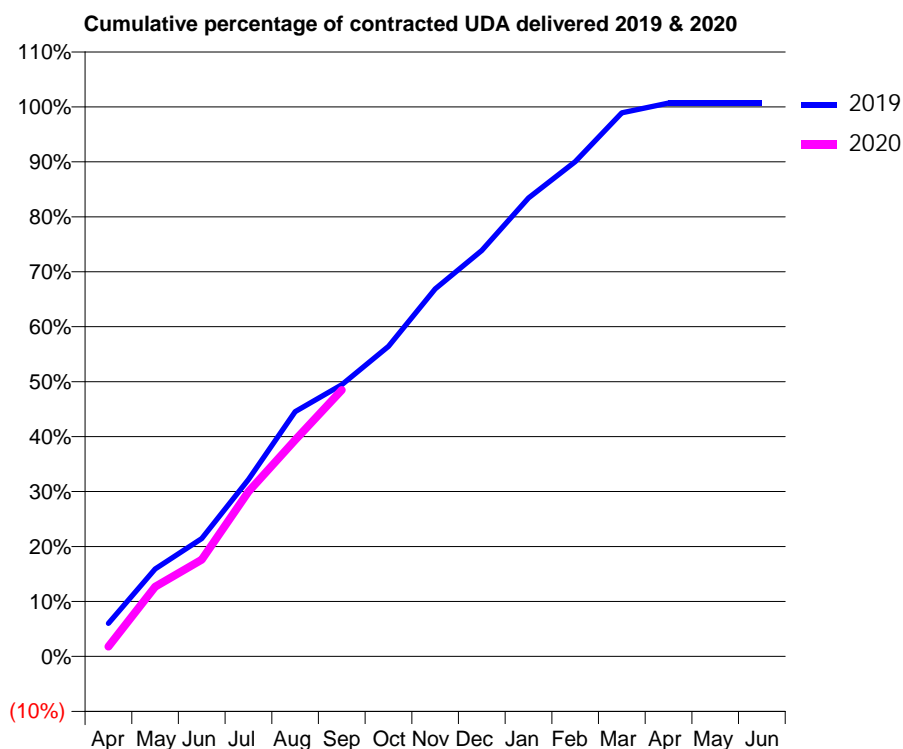
19/20 Contracted general activity (UDA)	3,479
Carry forward general activity (UDA)	0
19/20 Contracted orthodontic activity (UOA)	0
Carry forward orthodontic activity (UOA)	0
Baseline contract value	£79,312.41

ACCESS*

Patients seen in 24 months	Total	Change since previous quarter
Quarter ending September 2018	1,313	
Quarter ending December 2018	1,292	↓
Quarter ending March 2019	1,256	↓
Quarter ending June 2019	1,257	→
Quarter ending September 2019	1,272	→
Variance since September 2018	(3.1%)	↓



ACTIVITY



Month	2019	2020
April	210	63
May	554	441
June	746	612
July	1,120	1,043
August	1,550	1,371
September	1,720	1,687
October	1,963	
November	2,326	
December	2,570	
January	2,902	
February	3,132	
March	3,441	
April	3,504	
May	3,504	
June	3,504	

QUALITY

	Quantity	Base Number	Contract	AT	Region	England
% of FP17s for the same patient ID Re-attending within 3 months - Children	79	988	8.0%	9.2%	10.8%	11.5%
% of FP17s for the same patient ID Re-attending within 3 months - Adults	4	55	7.3%	14.8%	15.2%	15.4%
% of FP17s for the same patient ID Re-attending between 3 & 9 months - Children	683	988	69.1%	61.5%	62.2%	59.7%
% of FP17s for the same patient ID Re-attending between 3 & 9 months - Adults	34	55	61.8%	52.4%	52.9%	51.7%
% of FP17s for Band 1 Urgent Courses	48	997	4.8%	9.3%	9.7%	9.2%
% of FP17s Relating to Free Repair or Replacements	0	997	0.0%	0.5%	0.6%	0.7%
% of FP17s Relating to Continuations	10	997	1.0%	0.7%	0.7%	0.8%
% of Patients satisfied with the dentistry they have received	0	0	N/A	93.6%	93.6%	93.5%
% of Patients satisfied with the time they had to wait for an appointment	0	0	N/A	88.5%	86.3%	87.4%

* This is based on patients treated on this contract for their most recent course of treatment. Figures in italics indicate the base number of FP17s or Patient Questionnaire responses are less than 100. N/A is shown where the base number of responses is less than 10 during the period. % is calculated as Quantity/Base number*100

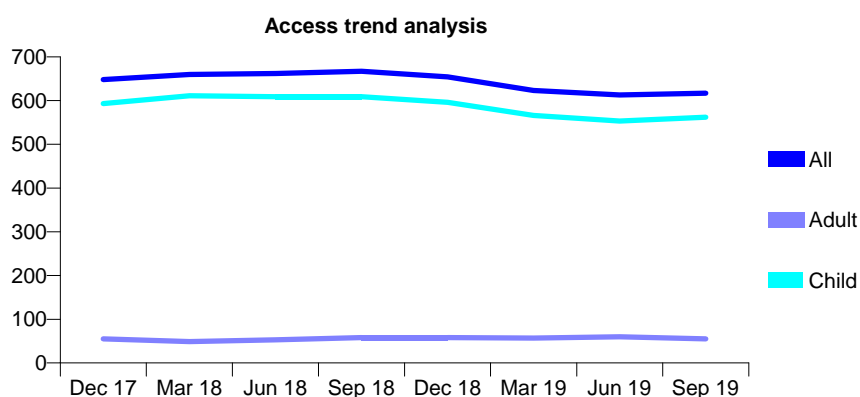
Q68 - Vital Signs At a Glance Contract Report for 209104/0001 - September 2019

Name or company name	Summerfield Dental Practice
Contract type name	GDS Contract
Purpose of contract	General
Contract start date	01/04/2006
Contract end date	

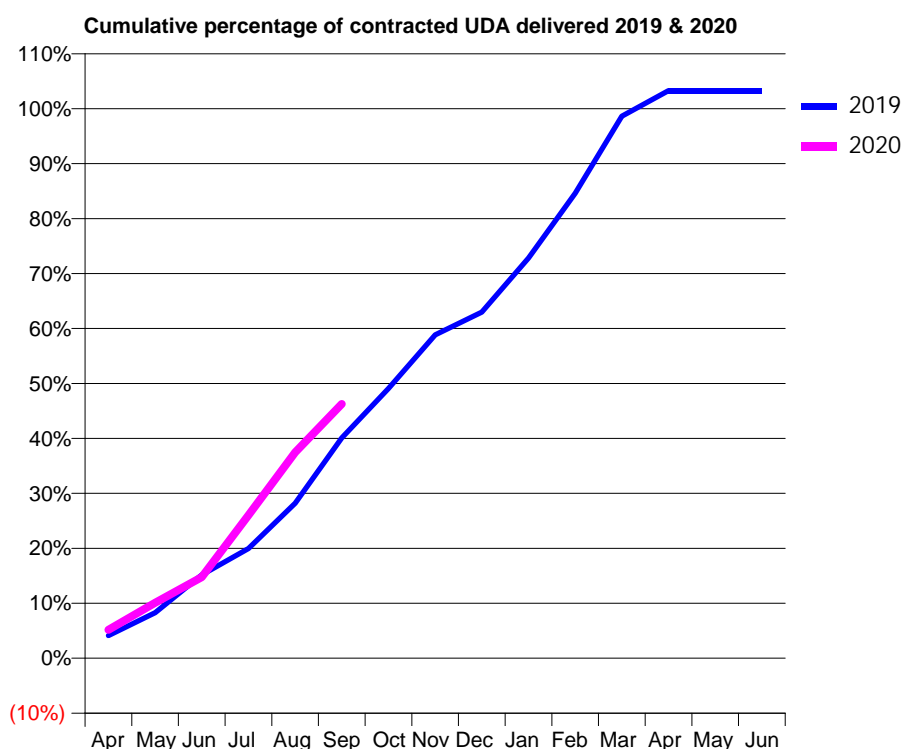
19/20 Contracted general activity (UDA)	900
Carry forward general activity (UDA)	0
19/20 Contracted orthodontic activity (UOA)	0
Carry forward orthodontic activity (UOA)	0
Baseline contract value	£22,579.62

ACCESS*

Patients seen in 24 months	Total	Change since previous quarter
Quarter ending September 2018	667	
Quarter ending December 2018	654	↓
Quarter ending March 2019	623	↓
Quarter ending June 2019	613	↓
Quarter ending September 2019	617	→
Variance since September 2018	(7.5%)	↓



ACTIVITY



Month	Adjusted Scheduled Activity (UDA)	
	2019	2020
April	37	47
May	75	91
June	136	133
July	180	234
August	254	337
September	361	416
October	442	
November	530	
December	567	
January	655	
February	761	
March	888	
April	930	
May	930	
June	930	

QUALITY

	Quantity	Base Number	Contract	AT	Region	England
% of FP17s for the same patient ID Re-attending within 3 months - Children	14	374	3.7%	9.2%	10.8%	11.5%
% of FP17s for the same patient ID Re-attending within 3 months - Adults	0	0	N/A	14.8%	15.2%	15.4%
% of FP17s for the same patient ID Re-attending between 3 & 9 months - Children	170	374	45.5%	61.5%	62.2%	59.7%
% of FP17s for the same patient ID Re-attending between 3 & 9 months - Adults	0	0	N/A	52.4%	52.9%	51.7%
% of FP17s for Band 1 Urgent Courses	17	335	5.1%	9.3%	9.7%	9.2%
% of FP17s Relating to Free Repair or Replacements	0	335	0.0%	0.5%	0.6%	0.7%
% of FP17s Relating to Continuations	0	335	0.0%	0.7%	0.7%	0.8%
% of Patients satisfied with the dentistry they have received	0	0	N/A	93.6%	93.6%	93.5%
% of Patients satisfied with the time they had to wait for an appointment	0	0	N/A	88.5%	86.3%	87.4%

* This is based on patients treated on this contract for their most recent course of treatment.

Figures in italics indicate the base number of FP17s or Patient Questionnaire responses are less than 100. N/A is shown where the base number of responses is less than 10 during the period. % is calculated as Quantity/Base number*100

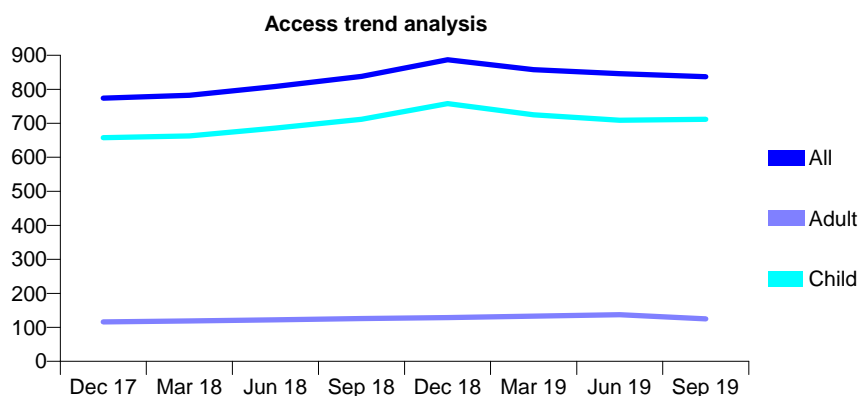
Q68 - Vital Signs At a Glance Contract Report for 214698/0001 - September 2019

Name or company name	MISS DA MAHONEY
Contract type name	GDS Contract
Purpose of contract	General
Contract start date	01/04/2006
Contract end date	

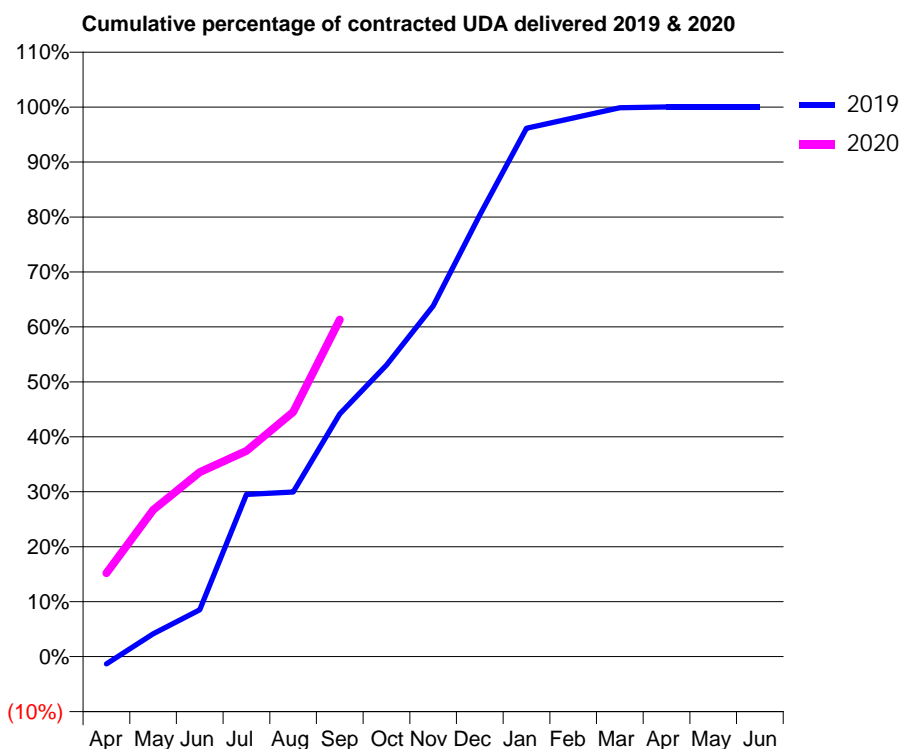
19/20 Contracted general activity (UDA)	1,400
Carry forward general activity (UDA)	0
19/20 Contracted orthodontic activity (UOA)	0
Carry forward orthodontic activity (UOA)	0
Baseline contract value	£32,495.28

ACCESS*

Patients seen in 24 months	Total	Change since previous quarter
Quarter ending September 2018	838	
Quarter ending December 2018	887	↑
Quarter ending March 2019	858	↓
Quarter ending June 2019	846	↓
Quarter ending September 2019	837	↓
Variance since September 2018	(0.1%)	→



ACTIVITY



Month	Adjusted Scheduled Activity (UDA)	
	2019	2020
April	-19	213
May	58	374
June	119	470
July	413	524
August	419	623
September	618	858
October	743	
November	894	
December	1,125	
January	1,346	
February	1,372	
March	1,398	
April	1,400	
May	1,400	
June	1,400	

QUALITY

	Quantity	Base Number	Contract	AT	Region	England
% of FP17s for the same patient ID Re-attending within 3 months - Children	16	586	2.7%	9.2%	10.8%	11.5%
% of FP17s for the same patient ID Re-attending within 3 months - Adults	3	43	7.0%	14.8%	15.2%	15.4%
% of FP17s for the same patient ID Re-attending between 3 & 9 months - Children	389	586	66.4%	61.5%	62.2%	59.7%
% of FP17s for the same patient ID Re-attending between 3 & 9 months - Adults	22	43	51.2%	52.4%	52.9%	51.7%
% of FP17s for Band 1 Urgent Courses	7	627	1.1%	9.3%	9.7%	9.2%
% of FP17s Relating to Free Repair or Replacements	0	627	0.0%	0.5%	0.6%	0.7%
% of FP17s Relating to Continuations	0	627	0.0%	0.7%	0.7%	0.8%
% of Patients satisfied with the dentistry they have received	0	0	N/A	93.6%	93.6%	93.5%
% of Patients satisfied with the time they had to wait for an appointment	0	0	N/A	88.5%	86.3%	87.4%

* This is based on patients treated on this contract for their most recent course of treatment. Figures in italics indicate the base number of FP17s or Patient Questionnaire responses are less than 100. N/A is shown where the base number of responses is less than 10 during the period. % is calculated as Quantity/Base number*100

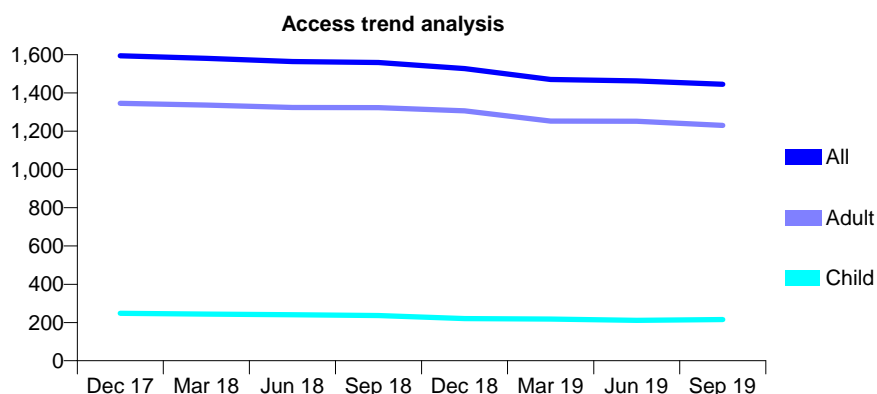
Q68 - Vital Signs At a Glance Contract Report for 219541/0001 - September 2019

Name or company name	MR SN ROUSSOS
Contract type name	GDS Contract
Purpose of contract	General
Contract start date	01/04/2006
Contract end date	

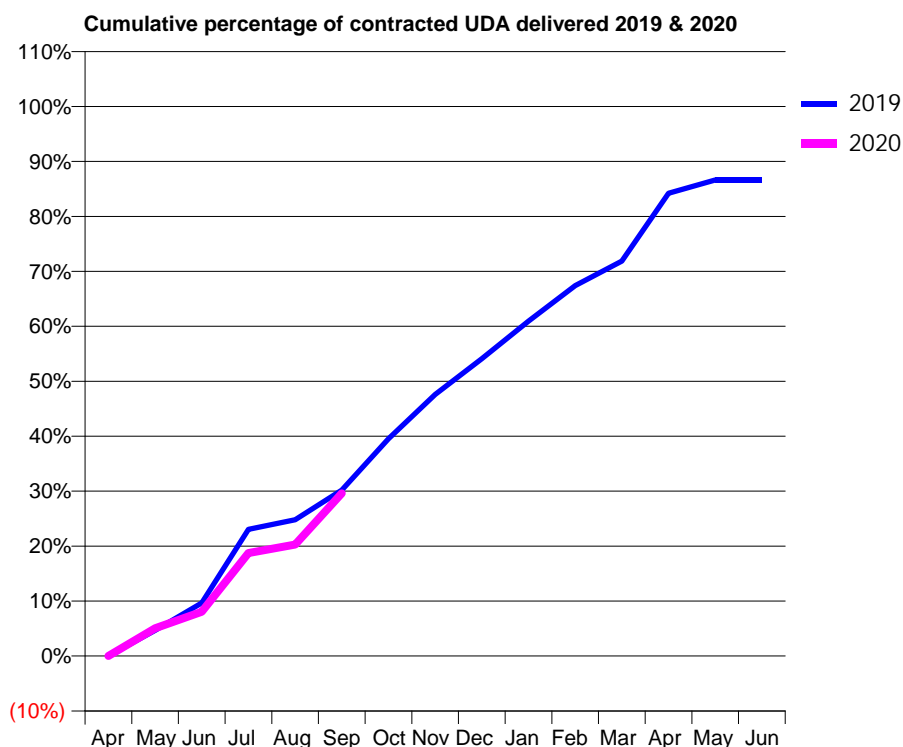
19/20 Contracted general activity (UDA)	8,000
Carry forward general activity (UDA)	0
19/20 Contracted orthodontic activity (UOA)	0
Carry forward orthodontic activity (UOA)	0
Baseline contract value	£192,374.46

ACCESS*

Patients seen in 24 months	Total	Change since previous quarter
Quarter ending September 2018	1,559	
Quarter ending December 2018	1,527	↓
Quarter ending March 2019	1,471	↓
Quarter ending June 2019	1,463	→
Quarter ending September 2019	1,445	↓
Variance since September 2018	(7.3%)	↓



ACTIVITY



Month	Adjusted Scheduled Activity (UDA)	
	2019	2020
April	0	0
May	373	404
June	771	643
July	1,845	1,499
August	1,985	1,622
September	2,416	2,369
October	3,164	
November	3,808	
December	4,329	
January	4,876	
February	5,392	
March	5,750	
April	6,736	
May	6,929	
June	6,929	

QUALITY

	Quantity	Base Number	Contract	AT	Region	England
% of FP17s for the same patient ID Re-attending within 3 months - Children	7	171	4.1%	9.2%	10.8%	11.5%
% of FP17s for the same patient ID Re-attending within 3 months - Adults	177	932	19.0%	14.8%	15.2%	15.4%
% of FP17s for the same patient ID Re-attending between 3 & 9 months - Children	102	171	59.6%	61.5%	62.2%	59.7%
% of FP17s for the same patient ID Re-attending between 3 & 9 months - Adults	524	932	56.2%	52.4%	52.9%	51.7%
% of FP17s for Band 1 Urgent Courses	99	819	12.1%	9.3%	9.7%	9.2%
% of FP17s Relating to Free Repair or Replacements	5	819	0.6%	0.5%	0.6%	0.7%
% of FP17s Relating to Continuations	1	819	0.1%	0.7%	0.7%	0.8%
% of Patients satisfied with the dentistry they have received	4	4	N/A	93.6%	93.6%	93.5%
% of Patients satisfied with the time they had to wait for an appointment	4	4	N/A	88.5%	86.3%	87.4%

* This is based on patients treated on this contract for their most recent course of treatment. Figures in italics indicate the base number of FP17s or Patient Questionnaire responses are less than 100. N/A is shown where the base number of responses is less than 10 during the period. % is calculated as Quantity/Base number*100

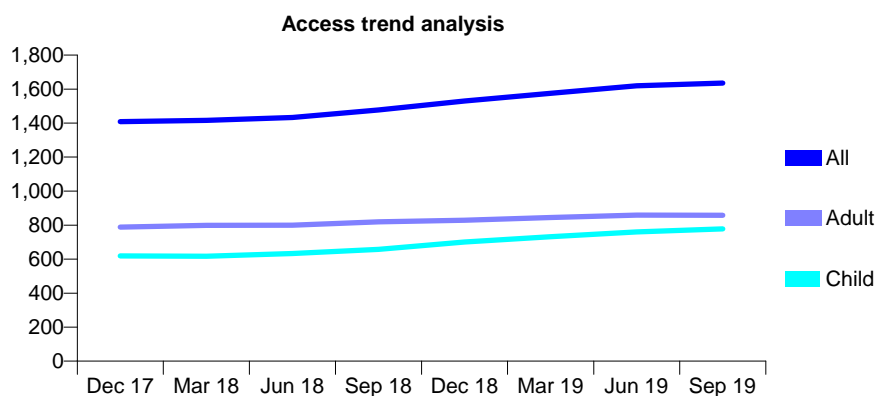
Q68 - Vital Signs At a Glance Contract Report for 219894/0001 - September 2019

Name or company name	MR JP GRIFFITHS
Contract type name	GDS Contract
Purpose of contract	General
Contract start date	01/04/2006
Contract end date	

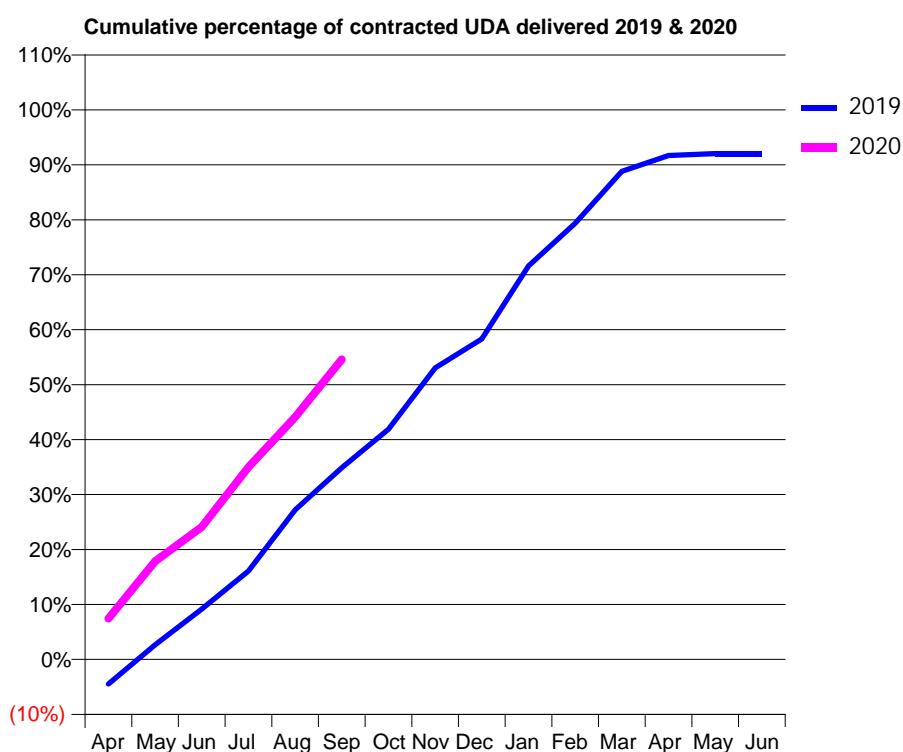
19/20 Contracted general activity (UDA)	3,500
Carry forward general activity (UDA)	0
19/20 Contracted orthodontic activity (UOA)	0
Carry forward orthodontic activity (UOA)	0
Baseline contract value	£86,555.10

ACCESS*

Patients seen in 24 months	Total	Change since previous quarter
Quarter ending September 2018	1,477	
Quarter ending December 2018	1,530	↑
Quarter ending March 2019	1,575	↑
Quarter ending June 2019	1,619	↑
Quarter ending September 2019	1,636	→
Variance since September 2018	10.8%	↑



ACTIVITY



Month	2019	2020
April	-157	260
May	93	626
June	321	844
July	564	1,224
August	952	1,544
September	1,221	1,911
October	1,467	
November	1,857	
December	2,042	
January	2,506	
February	2,778	
March	3,108	
April	3,209	
May	3,221	
June	3,221	

QUALITY

	Quantity	Base Number	Contract	AT	Region	England
% of FP17s for the same patient ID Re-attending within 3 months - Children	66	699	9.4%	9.2%	10.8%	11.5%
% of FP17s for the same patient ID Re-attending within 3 months - Adults	72	618	11.7%	14.8%	15.2%	15.4%
% of FP17s for the same patient ID Re-attending between 3 & 9 months - Children	431	699	61.7%	61.5%	62.2%	59.7%
% of FP17s for the same patient ID Re-attending between 3 & 9 months - Adults	370	618	59.9%	52.4%	52.9%	51.7%
% of FP17s for Band 1 Urgent Courses	78	1,257	6.2%	9.3%	9.7%	9.2%
% of FP17s Relating to Free Repair or Replacements	1	1,257	0.1%	0.5%	0.6%	0.7%
% of FP17s Relating to Continuations	0	1,257	0.0%	0.7%	0.7%	0.8%
% of Patients satisfied with the dentistry they have received	0	0	N/A	93.6%	93.6%	93.5%
% of Patients satisfied with the time they had to wait for an appointment	0	0	N/A	88.5%	86.3%	87.4%

* This is based on patients treated on this contract for their most recent course of treatment. Figures in italics indicate the base number of FP17s or Patient Questionnaire responses are less than 100. N/A is shown where the base number of responses is less than 10 during the period. % is calculated as Quantity/Base number*100

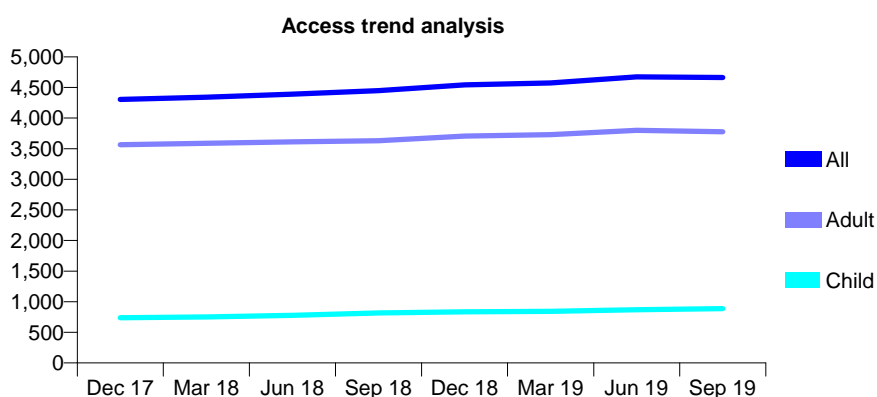
Q68 - Vital Signs At a Glance Contract Report for 220868/0001 - September 2019

Name or company name	MR N SUCHAK
Contract type name	GDS Contract
Purpose of contract	General
Contract start date	01/04/2006
Contract end date	

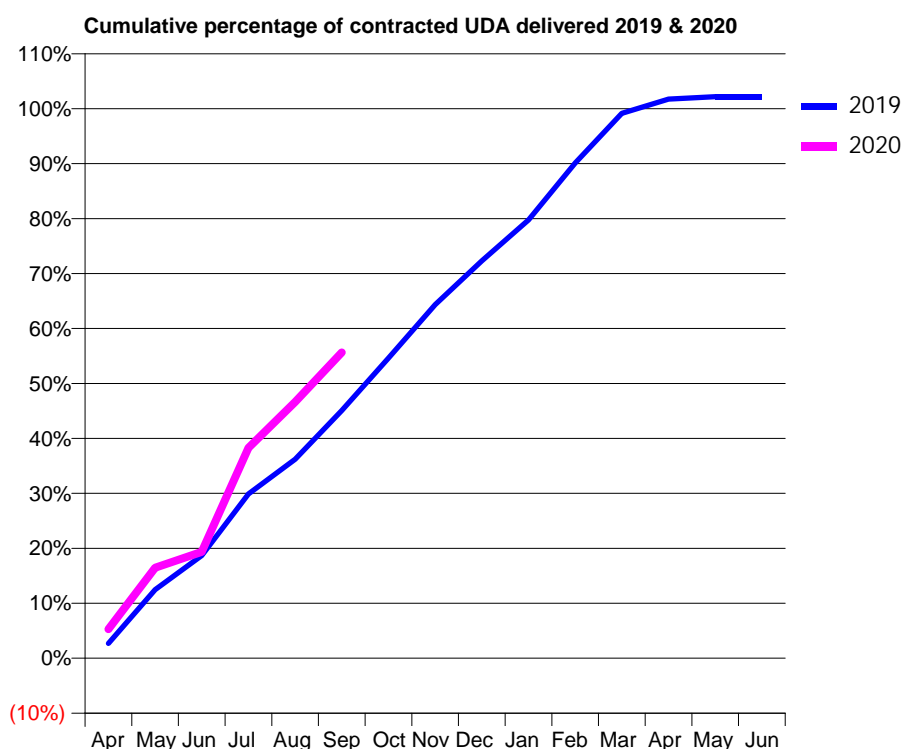
19/20 Contracted general activity (UDA)	11,928
Carry forward general activity (UDA)	0
19/20 Contracted orthodontic activity (UOA)	0
Carry forward orthodontic activity (UOA)	0
Baseline contract value	£340,048.84

ACCESS*

Patients seen in 24 months	Total	Change since previous quarter
Quarter ending September 2018	4,447	
Quarter ending December 2018	4,541	↑
Quarter ending March 2019	4,573	→
Quarter ending June 2019	4,672	↑
Quarter ending September 2019	4,664	→
Variance since September 2018	4.9%	↑



ACTIVITY



Month	2019	2020
April	364	631
May	1,677	1,963
June	2,506	2,308
July	4,017	4,566
August	4,863	5,565
September	6,053	6,636
October	7,335	
November	8,639	
December	9,709	
January	10,711	
February	12,100	
March	13,314	
April	13,661	
May	13,721	
June	13,721	

QUALITY

	Quantity	Base Number	Contract	AT	Region	England
% of FP17s for the same patient ID Re-attending within 3 months - Children	59	718	8.2%	9.2%	10.8%	11.5%
% of FP17s for the same patient ID Re-attending within 3 months - Adults	667	3,155	21.1%	14.8%	15.2%	15.4%
% of FP17s for the same patient ID Re-attending between 3 & 9 months - Children	432	718	60.2%	61.5%	62.2%	59.7%
% of FP17s for the same patient ID Re-attending between 3 & 9 months - Adults	1,648	3,155	52.2%	52.4%	52.9%	51.7%
% of FP17s for Band 1 Urgent Courses	236	3,310	7.1%	9.3%	9.7%	9.2%
% of FP17s Relating to Free Repair or Replacements	151	3,310	4.6%	0.5%	0.6%	0.7%
% of FP17s Relating to Continuations	61	3,310	1.8%	0.7%	0.7%	0.8%
% of Patients satisfied with the dentistry they have received	0	0	N/A	93.6%	93.6%	93.5%
% of Patients satisfied with the time they had to wait for an appointment	0	0	N/A	88.5%	86.3%	87.4%

* This is based on patients treated on this contract for their most recent course of treatment.

Figures in italics indicate the base number of FP17s or Patient Questionnaire responses are less than 100. N/A is shown where the base number of responses is less than 10 during the period. % is calculated as Quantity/Base number*100

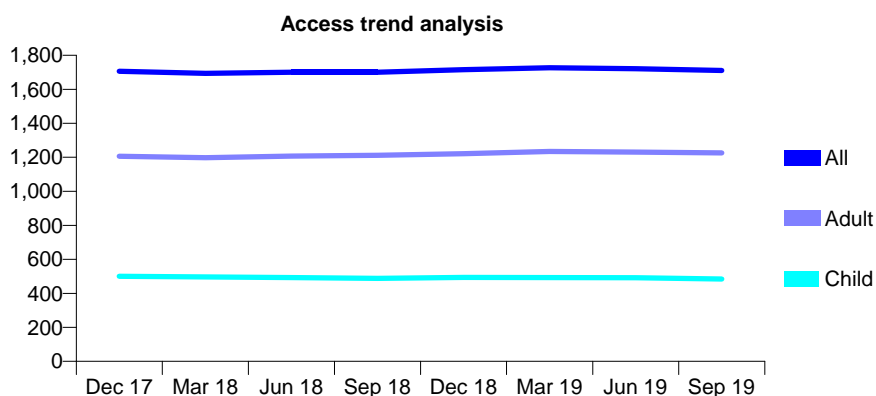
Q68 - Vital Signs At a Glance Contract Report for 220868/0002 - September 2019

Name or company name	MR N SUCHAK
Contract type name	GDS Contract
Purpose of contract	General
Contract start date	01/04/2006
Contract end date	

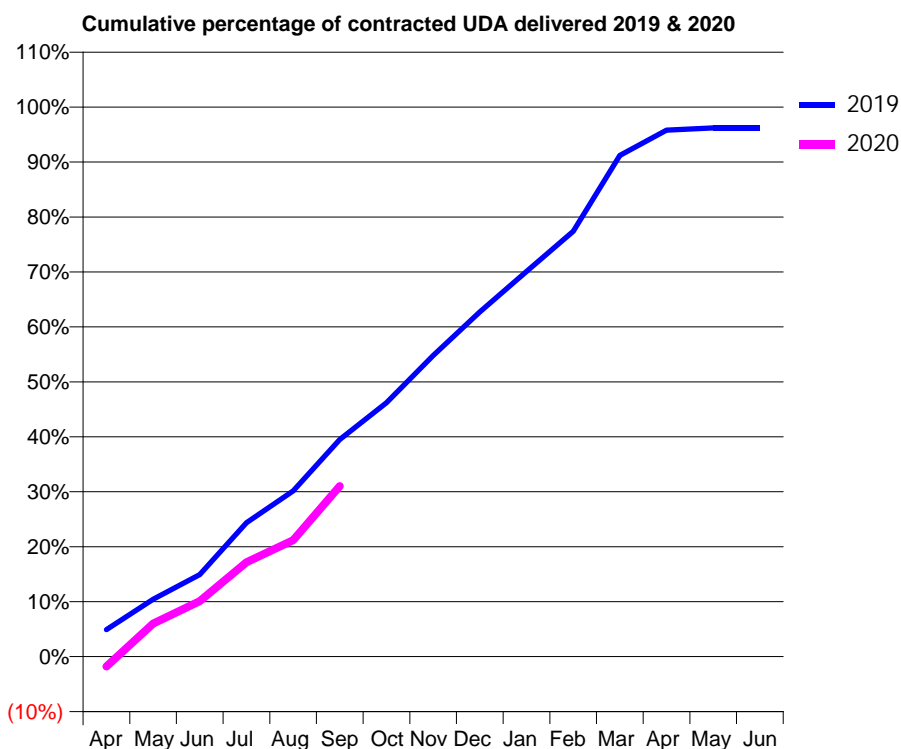
19/20 Contracted general activity (UDA)	3,650
Carry forward general activity (UDA)	138
19/20 Contracted orthodontic activity (UOA)	0
Carry forward orthodontic activity (UOA)	0
Baseline contract value	£122,031.83

ACCESS*

Patients seen in 24 months	Total	Change since previous quarter
Quarter ending September 2018	1,700	
Quarter ending December 2018	1,715	→
Quarter ending March 2019	1,727	→
Quarter ending June 2019	1,721	→
Quarter ending September 2019	1,710	→
Variance since September 2018	0.6%	→



ACTIVITY



Month	Adjusted Scheduled Activity (UDA)	
	2019	2020
April	180	-66
May	381	219
June	545	368
July	890	626
August	1,101	773
September	1,442	1,133
October	1,687	
November	1,999	
December	2,289	
January	2,559	
February	2,825	
March	3,329	
April	3,496	
May	3,511	
June	3,511	

QUALITY

	Quantity	Base Number	Contract	AT	Region	England
% of FP17s for the same patient ID Re-attending within 3 months - Children	50	352	14.2%	9.2%	10.8%	11.5%
% of FP17s for the same patient ID Re-attending within 3 months - Adults	173	854	20.3%	14.8%	15.2%	15.4%
% of FP17s for the same patient ID Re-attending between 3 & 9 months - Children	210	352	59.7%	61.5%	62.2%	59.7%
% of FP17s for the same patient ID Re-attending between 3 & 9 months - Adults	407	854	47.7%	52.4%	52.9%	51.7%
% of FP17s for Band 1 Urgent Courses	54	737	7.3%	9.3%	9.7%	9.2%
% of FP17s Relating to Free Repair or Replacements	26	737	3.5%	0.5%	0.6%	0.7%
% of FP17s Relating to Continuations	8	737	1.1%	0.7%	0.7%	0.8%
% of Patients satisfied with the dentistry they have received	1	1	N/A	93.6%	93.6%	93.5%
% of Patients satisfied with the time they had to wait for an appointment	1	1	N/A	88.5%	86.3%	87.4%

* This is based on patients treated on this contract for their most recent course of treatment. Figures in italics indicate the base number of FP17s or Patient Questionnaire responses are less than 100. N/A is shown where the base number of responses is less than 10 during the period. % is calculated as Quantity/Base number*100

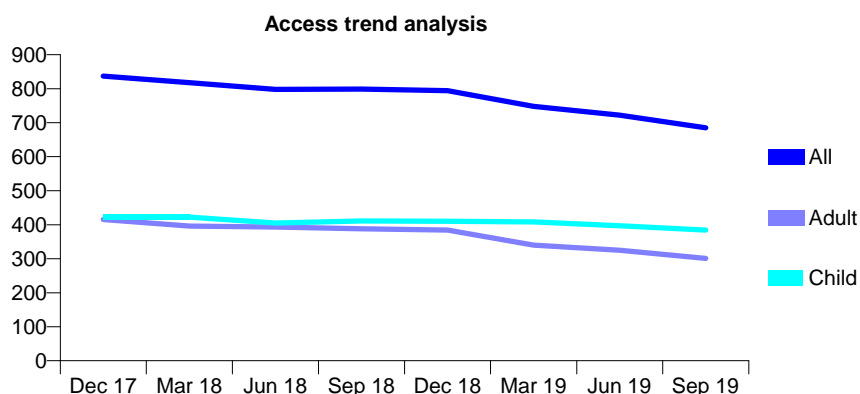
Q68 - Vital Signs At a Glance Contract Report for 222267/0001 - September 2019

Name or company name	Massetts Road Dental Practice
Contract type name	GDS Contract
Purpose of contract	General
Contract start date	01/04/2006
Contract end date	

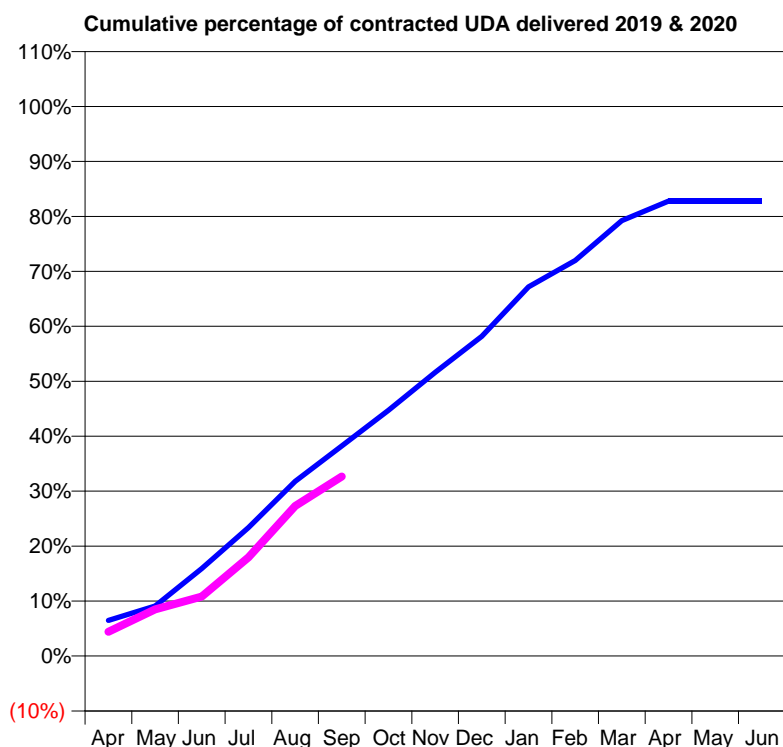
19/20 Contracted general activity (UDA)	1,672
Carry forward general activity (UDA)	0
19/20 Contracted orthodontic activity (UOA)	0
Carry forward orthodontic activity (UOA)	0
Baseline contract value	£38,458.44

ACCESS*

Patients seen in 24 months	Total	Change since previous quarter
Quarter ending September 2018	799	
Quarter ending December 2018	794	→
Quarter ending March 2019	748	↓
Quarter ending June 2019	722	↓
Quarter ending September 2019	685	↓
Variance since September 2018	(14.3%)	↓



ACTIVITY



Month	Adjusted Scheduled Activity (UDA)	
	2019	2020
April	108	74
May	152	142
June	266	181
July	391	300
August	531	457
September	639	546
October	747	
November	863	
December	973	
January	1,123	
February	1,204	
March	1,325	
April	1,384	
May	1,384	
June	1,384	

QUALITY

	Quantity	Base Number	Contract	AT	Region	England
% of FP17s for the same patient ID Re-attending within 3 months - Children	16	333	4.8%	9.2%	10.8%	11.5%
% of FP17s for the same patient ID Re-attending within 3 months - Adults	16	150	10.7%	14.8%	15.2%	15.4%
% of FP17s for the same patient ID Re-attending between 3 & 9 months - Children	242	333	72.7%	61.5%	62.2%	59.7%
% of FP17s for the same patient ID Re-attending between 3 & 9 months - Adults	92	150	61.3%	52.4%	52.9%	51.7%
% of FP17s for Band 1 Urgent Courses	11	436	2.5%	9.3%	9.7%	9.2%
% of FP17s Relating to Free Repair or Replacements	1	436	0.2%	0.5%	0.6%	0.7%
% of FP17s Relating to Continuations	0	436	0.0%	0.7%	0.7%	0.8%
% of Patients satisfied with the dentistry they have received	0	0	N/A	93.6%	93.6%	93.5%
% of Patients satisfied with the time they had to wait for an appointment	0	0	N/A	88.5%	86.3%	87.4%

* This is based on patients treated on this contract for their most recent course of treatment. Figures in italics indicate the base number of FP17s or Patient Questionnaire responses are less than 100. N/A is shown where the base number of responses is less than 10 during the period. % is calculated as Quantity/Base number*100

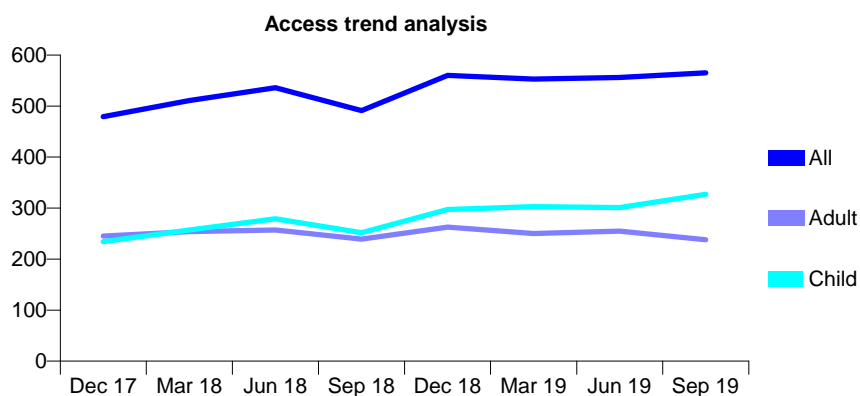
Q68 - Vital Signs At a Glance Contract Report for 228494/0002 - September 2019

Name or company name	Warren House Dental Practice - Cranleigh
Contract type name	GDS Contract
Purpose of contract	General
Contract start date	31/08/2010
Contract end date	

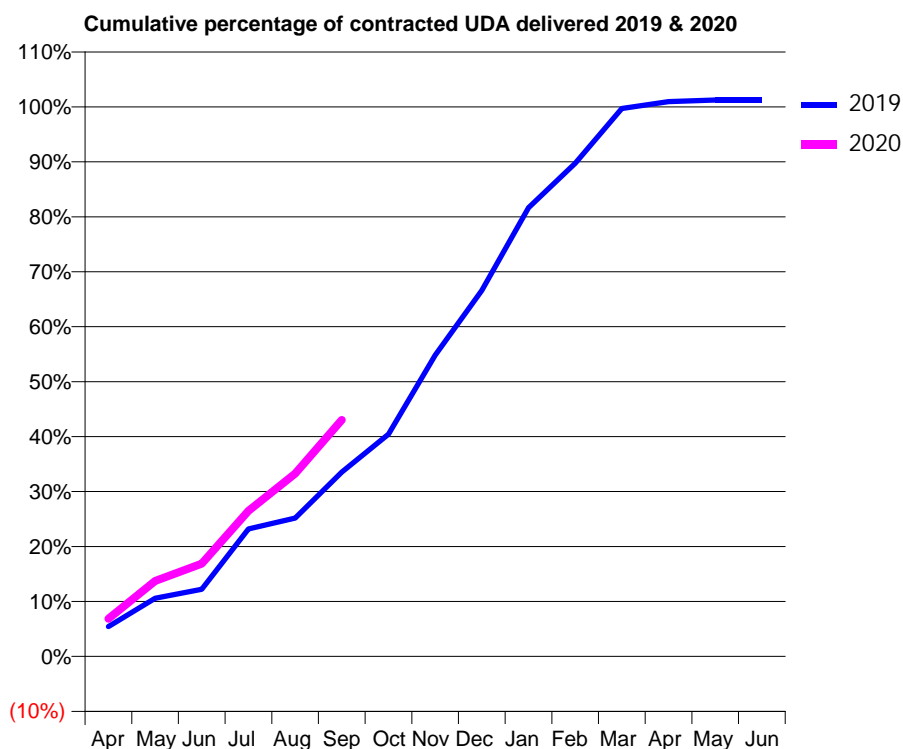
19/20 Contracted general activity (UDA)	1,215
Carry forward general activity (UDA)	0
19/20 Contracted orthodontic activity (UOA)	0
Carry forward orthodontic activity (UOA)	0
Baseline contract value	£30,637.07

ACCESS*

Patients seen in 24 months	Total	Change since previous quarter
Quarter ending September 2018	491	
Quarter ending December 2018	560	↑
Quarter ending March 2019	553	↓
Quarter ending June 2019	556	→
Quarter ending September 2019	565	→
Variance since September 2018	15.1%	↑



ACTIVITY



Month	2019	2020
April	66	83
May	129	167
June	149	205
July	282	322
August	306	404
September	407	523
October	491	
November	666	
December	809	
January	992	
February	1,091	
March	1,211	
April	1,227	
May	1,230	
June	1,230	

QUALITY

	Quantity	Base Number	Contract	AT	Region	England
% of FP17s for the same patient ID Re-attending within 3 months - Children	13	276	4.7%	9.2%	10.8%	11.5%
% of FP17s for the same patient ID Re-attending within 3 months - Adults	2	126	1.6%	14.8%	15.2%	15.4%
% of FP17s for the same patient ID Re-attending between 3 & 9 months - Children	125	276	45.3%	61.5%	62.2%	59.7%
% of FP17s for the same patient ID Re-attending between 3 & 9 months - Adults	65	126	51.6%	52.4%	52.9%	51.7%
% of FP17s for Band 1 Urgent Courses	19	386	4.9%	9.3%	9.7%	9.2%
% of FP17s Relating to Free Repair or Replacements	0	386	0.0%	0.5%	0.6%	0.7%
% of FP17s Relating to Continuations	0	386	0.0%	0.7%	0.7%	0.8%
% of Patients satisfied with the dentistry they have received	1	1	N/A	93.6%	93.6%	93.5%
% of Patients satisfied with the time they had to wait for an appointment	1	1	N/A	88.5%	86.3%	87.4%

* This is based on patients treated on this contract for their most recent course of treatment. Figures in italics indicate the base number of FP17s or Patient Questionnaire responses are less than 100. N/A is shown where the base number of responses is less than 10 during the period. % is calculated as Quantity/Base number*100

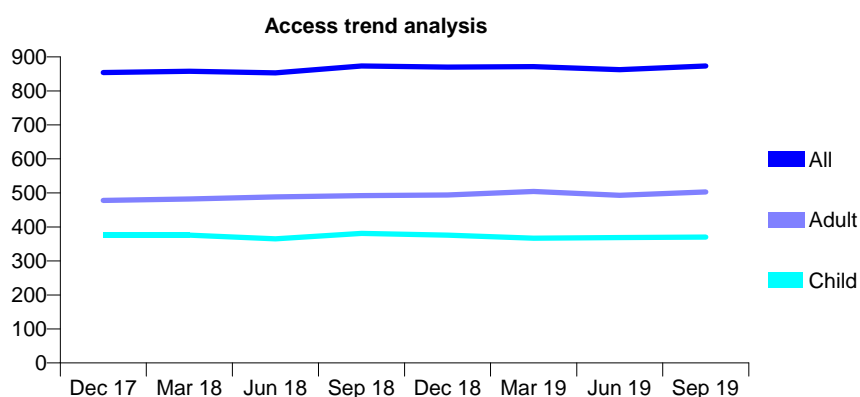
Q68 - Vital Signs At a Glance Contract Report for 229733/0001 - September 2019

Name or company name	MR PJ CASSAR
Contract type name	GDS Contract
Purpose of contract	General
Contract start date	01/04/2006
Contract end date	

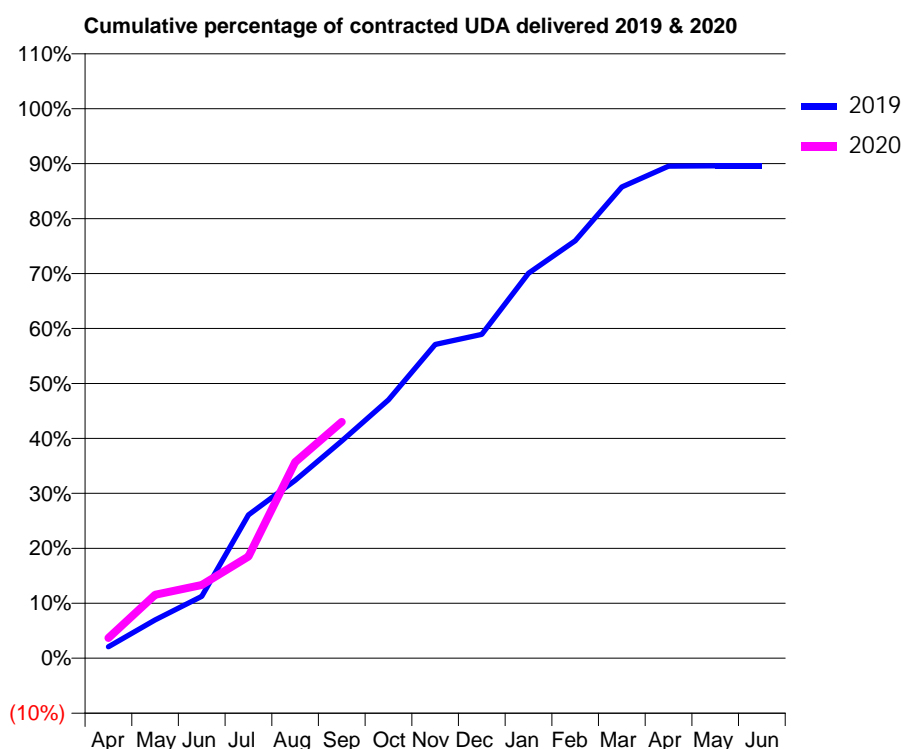
19/20 Contracted general activity (UDA)	2,800
Carry forward general activity (UDA)	0
19/20 Contracted orthodontic activity (UOA)	0
Carry forward orthodontic activity (UOA)	0
Baseline contract value	£97,016.52

ACCESS*

Patients seen in 24 months	Total	Change since previous quarter
Quarter ending September 2018	873	
Quarter ending December 2018	870	→
Quarter ending March 2019	871	→
Quarter ending June 2019	862	↓
Quarter ending September 2019	873	→
Variance since September 2018	0.0%	→



ACTIVITY



Month	2019	2020
April	58	104
May	195	323
June	316	374
July	730	518
August	907	999
September	1,107	1,204
October	1,317	
November	1,598	
December	1,650	
January	1,961	
February	2,127	
March	2,401	
April	2,507	
May	2,509	
June	2,509	

QUALITY

	Quantity	Base Number	Contract	AT	Region	England
% of FP17s for the same patient ID Re-attending within 3 months - Children	57	348	16.4%	9.2%	10.8%	11.5%
% of FP17s for the same patient ID Re-attending within 3 months - Adults	62	333	18.6%	14.8%	15.2%	15.4%
% of FP17s for the same patient ID Re-attending between 3 & 9 months - Children	175	348	50.3%	61.5%	62.2%	59.7%
% of FP17s for the same patient ID Re-attending between 3 & 9 months - Adults	154	333	46.2%	52.4%	52.9%	51.7%
% of FP17s for Band 1 Urgent Courses	27	634	4.3%	9.3%	9.7%	9.2%
% of FP17s Relating to Free Repair or Replacements	0	634	0.0%	0.5%	0.6%	0.7%
% of FP17s Relating to Continuations	22	634	3.5%	0.7%	0.7%	0.8%
% of Patients satisfied with the dentistry they have received	1	1	N/A	93.6%	93.6%	93.5%
% of Patients satisfied with the time they had to wait for an appointment	1	1	N/A	88.5%	86.3%	87.4%

* This is based on patients treated on this contract for their most recent course of treatment.

Figures in italics indicate the base number of FP17s or Patient Questionnaire responses are less than 100. N/A is shown where the base number of responses is less than 10 during the period. % is calculated as Quantity/Base number*100

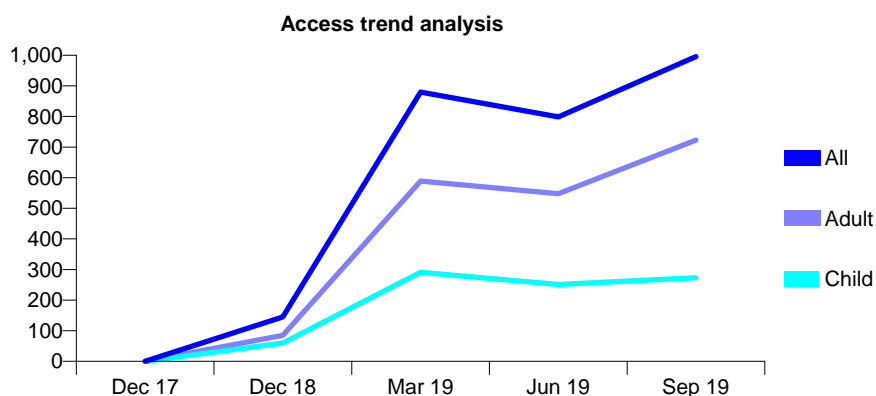
Q68 - Vital Signs At a Glance Contract Report for 232998/0001 - September 2019

Name or company name	Family Dental Centre Partnership
Contract type name	GDS Contract
Purpose of contract	General
Contract start date	01/04/2006
Contract end date	

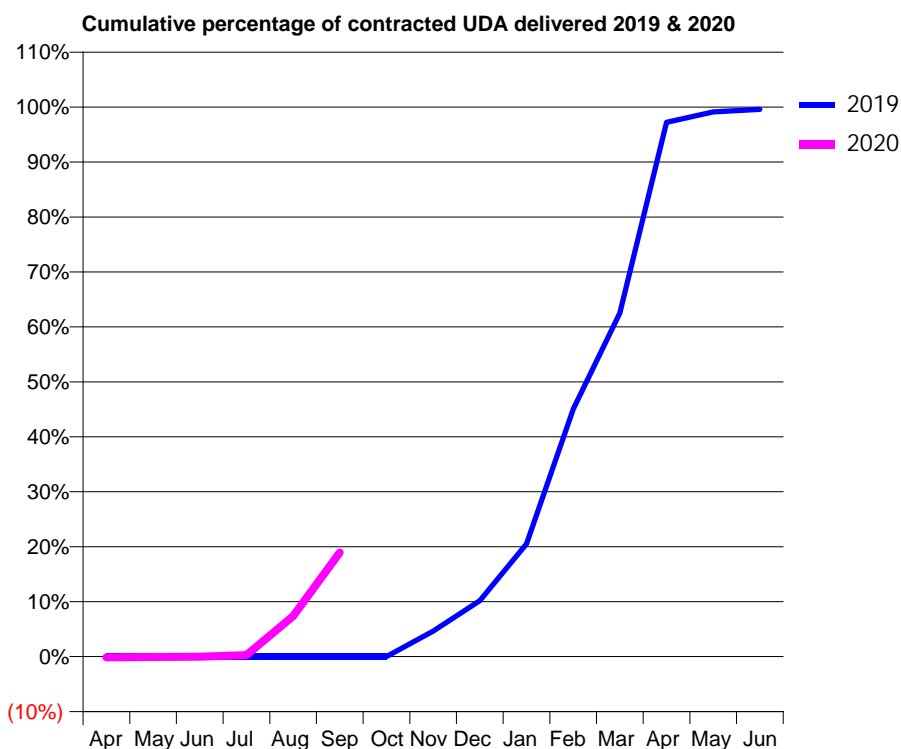
19/20 Contracted general activity (UDA)	5,211
Carry forward general activity (UDA)	11
19/20 Contracted orthodontic activity (UOA)	0
Carry forward orthodontic activity (UOA)	0
Baseline contract value	£145,912.00

ACCESS*

Patients seen in 24 months	Total	Change since previous quarter
Quarter ending September 2018	0	
Quarter ending December 2018	145	↑
Quarter ending March 2019	880	↑
Quarter ending June 2019	799	↓
Quarter ending September 2019	996	↑
Variance since September 2018	N/A	



ACTIVITY



Month	Adjusted Scheduled Activity (UDA)	
	2019	2020
April	0	-8
May	0	-5
June	0	-2
July	0	15
August	0	386
September	0	987
October	0	
November	121	
December	265	
January	535	
February	1,174	
March	1,629	
April	2,534	
May	2,583	
June	2,595	

QUALITY

	Quantity	Base Number	Contract	AT	Region	England
% of FP17s for the same patient ID Re-attending within 3 months - Children	3	223	1.3%	9.2%	10.8%	11.5%
% of FP17s for the same patient ID Re-attending within 3 months - Adults	17	484	3.5%	14.8%	15.2%	15.4%
% of FP17s for the same patient ID Re-attending between 3 & 9 months - Children	24	223	10.8%	61.5%	62.2%	59.7%
% of FP17s for the same patient ID Re-attending between 3 & 9 months - Adults	29	484	6.0%	52.4%	52.9%	51.7%
% of FP17s for Band 1 Urgent Courses	26	432	6.0%	9.3%	9.7%	9.2%
% of FP17s Relating to Free Repair or Replacements	0	432	0.0%	0.5%	0.6%	0.7%
% of FP17s Relating to Continuations	3	432	0.7%	0.7%	0.7%	0.8%
% of Patients satisfied with the dentistry they have received	0	0	N/A	93.6%	93.6%	93.5%
% of Patients satisfied with the time they had to wait for an appointment	0	0	N/A	88.5%	86.3%	87.4%

* This is based on patients treated on this contract for their most recent course of treatment. Figures in italics indicate the base number of FP17s or Patient Questionnaire responses are less than 100. N/A is shown where the base number of responses is less than 10 during the period. % is calculated as Quantity/Base number*100

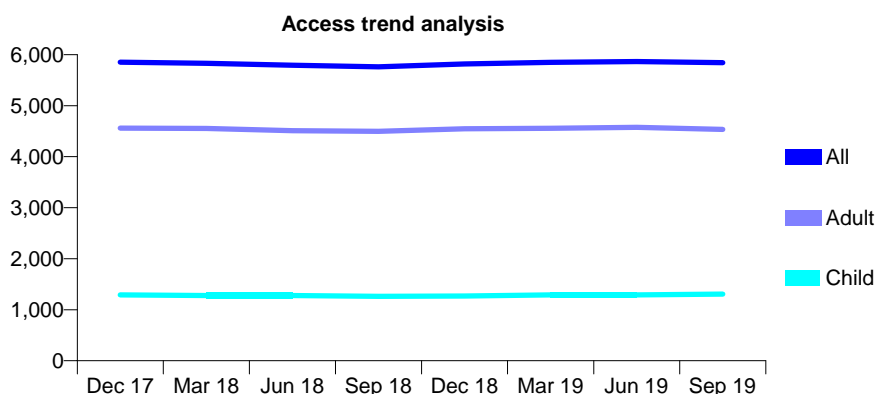
Q68 - Vital Signs At a Glance Contract Report for 234540/0001 - September 2019

Name or company name	MR SN GALVIN
Contract type name	PDS Contract
Purpose of contract	General
Contract start date	01/04/2006
Contract end date	31/03/2026

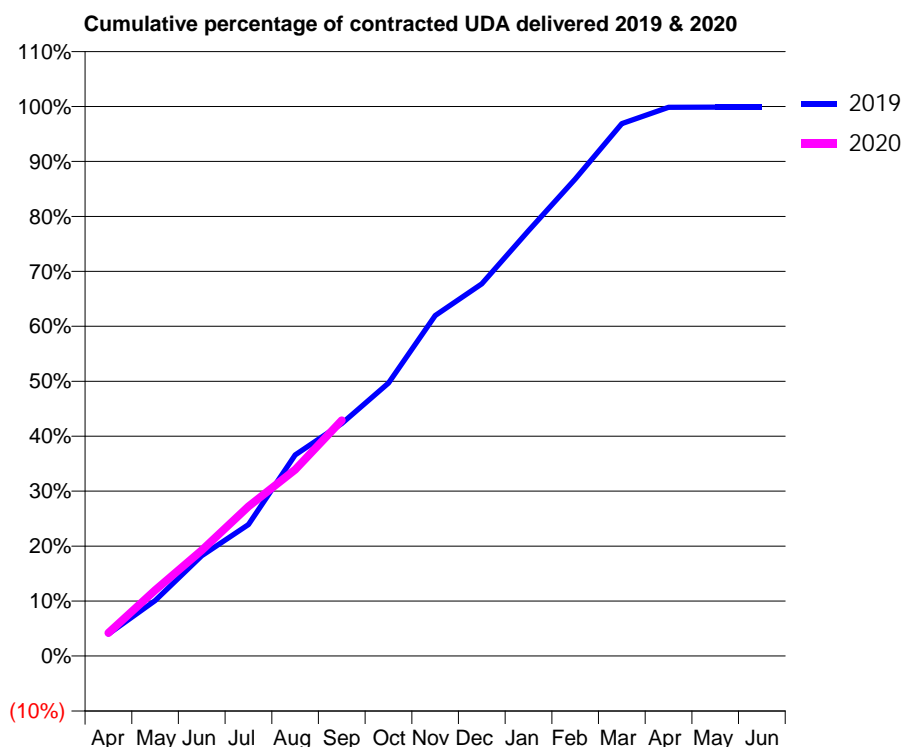
19/20 Contracted general activity (UDA)	18,053
Carry forward general activity (UDA)	24
19/20 Contracted orthodontic activity (UOA)	0
Carry forward orthodontic activity (UOA)	0
Baseline contract value	£564,713.47

ACCESS*

Patients seen in 24 months	Total	Change since previous quarter
Quarter ending September 2018	5,762	
Quarter ending December 2018	5,819	→
Quarter ending March 2019	5,849	→
Quarter ending June 2019	5,866	→
Quarter ending September 2019	5,841	→
Variance since September 2018	1.4%	→



ACTIVITY



Month	Adjusted Scheduled Activity (UDA)	
	2019	2020
April	725	761
May	1,819	2,161
June	3,296	3,474
July	4,316	4,911
August	6,608	6,124
September	7,639	7,741
October	8,966	
November	11,186	
December	12,227	
January	13,974	
February	15,668	
March	17,492	
April	18,026	
May	18,028	
June	18,029	

QUALITY

	Quantity	Base Number	Contract	AT	Region	England
% of FP17s for the same patient ID Re-attending within 3 months - Children	42	1,052	4.0%	9.2%	10.8%	11.5%
% of FP17s for the same patient ID Re-attending within 3 months - Adults	583	3,731	15.6%	14.8%	15.2%	15.4%
% of FP17s for the same patient ID Re-attending between 3 & 9 months - Children	739	1,052	70.2%	61.5%	62.2%	59.7%
% of FP17s for the same patient ID Re-attending between 3 & 9 months - Adults	2,422	3,731	64.9%	52.4%	52.9%	51.7%
% of FP17s for Band 1 Urgent Courses	484	4,529	10.7%	9.3%	9.7%	9.2%
% of FP17s Relating to Free Repair or Replacements	72	4,529	1.6%	0.5%	0.6%	0.7%
% of FP17s Relating to Continuations	55	4,529	1.2%	0.7%	0.7%	0.8%
% of Patients satisfied with the dentistry they have received	3	3	N/A	93.6%	93.6%	93.5%
% of Patients satisfied with the time they had to wait for an appointment	2	3	N/A	88.5%	86.3%	87.4%

* This is based on patients treated on this contract for their most recent course of treatment. Figures in italics indicate the base number of FP17s or Patient Questionnaire responses are less than 100. N/A is shown where the base number of responses is less than 10 during the period. % is calculated as Quantity/Base number*100

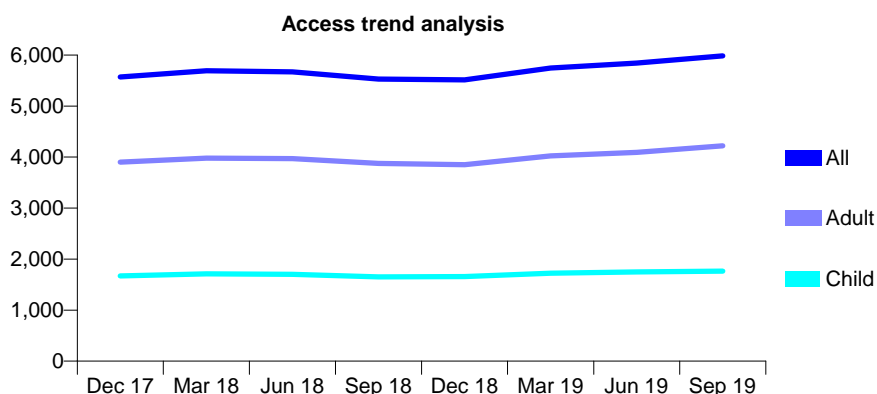
Q68 - Vital Signs At a Glance Contract Report for 234745/0001 - September 2019

Name or company name	MR KH NASSER
Contract type name	GDS Contract
Purpose of contract	General
Contract start date	01/04/2006
Contract end date	

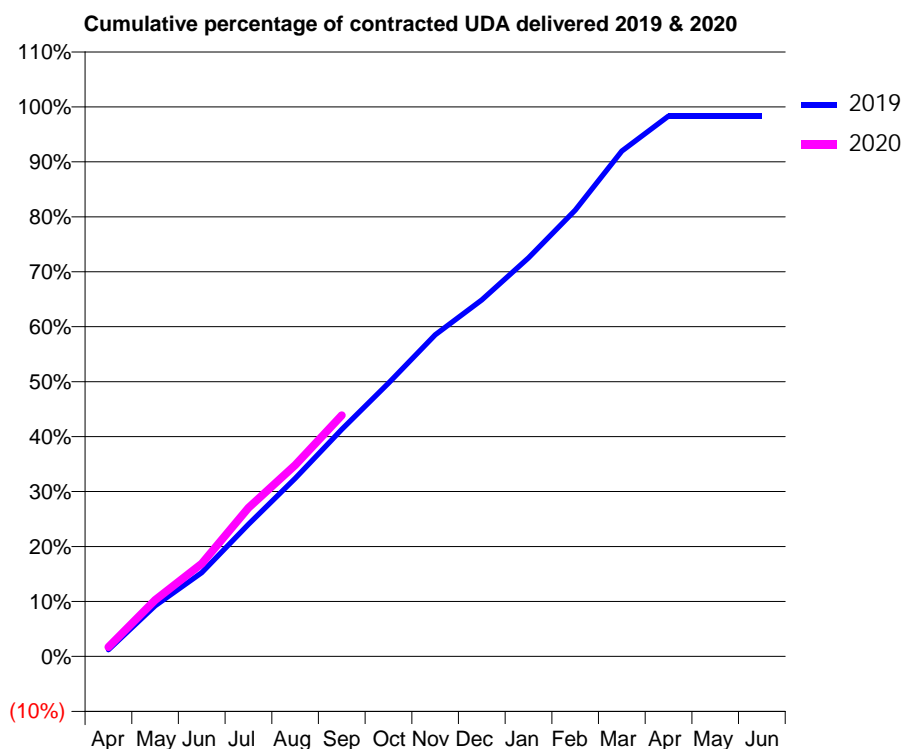
19/20 Contracted general activity (UDA)	14,942
Carry forward general activity (UDA)	247
19/20 Contracted orthodontic activity (UOA)	0
Carry forward orthodontic activity (UOA)	0
Baseline contract value	£404,425.48

ACCESS*

Patients seen in 24 months	Total	Change since previous quarter
Quarter ending September 2018	5,527	
Quarter ending December 2018	5,513	→
Quarter ending March 2019	5,746	↑
Quarter ending June 2019	5,841	→
Quarter ending September 2019	5,986	↑
Variance since September 2018	8.3%	↑



ACTIVITY



Month	2019	2020
April	181	254
May	1,378	1,536
June	2,277	2,521
July	3,590	4,040
August	4,844	5,202
September	6,173	6,557
October	7,432	
November	8,745	
December	9,694	
January	10,836	
February	12,133	
March	13,741	
April	14,694	
May	14,695	
June	14,694	

QUALITY

	Quantity	Base Number	Contract	AT	Region	England
% of FP17s for the same patient ID Re-attending within 3 months - Children	80	1,418	5.6%	9.2%	10.8%	11.5%
% of FP17s for the same patient ID Re-attending within 3 months - Adults	305	2,912	10.5%	14.8%	15.2%	15.4%
% of FP17s for the same patient ID Re-attending between 3 & 9 months - Children	924	1,418	65.2%	61.5%	62.2%	59.7%
% of FP17s for the same patient ID Re-attending between 3 & 9 months - Adults	1,670	2,912	57.3%	52.4%	52.9%	51.7%
% of FP17s for Band 1 Urgent Courses	333	3,918	8.5%	9.3%	9.7%	9.2%
% of FP17s Relating to Free Repair or Replacements	21	3,918	0.5%	0.5%	0.6%	0.7%
% of FP17s Relating to Continuations	2	3,918	0.1%	0.7%	0.7%	0.8%
% of Patients satisfied with the dentistry they have received	3	3	N/A	93.6%	93.6%	93.5%
% of Patients satisfied with the time they had to wait for an appointment	2	3	N/A	88.5%	86.3%	87.4%

* This is based on patients treated on this contract for their most recent course of treatment. Figures in italics indicate the base number of FP17s or Patient Questionnaire responses are less than 100. N/A is shown where the base number of responses is less than 10 during the period. % is calculated as Quantity/Base number*100

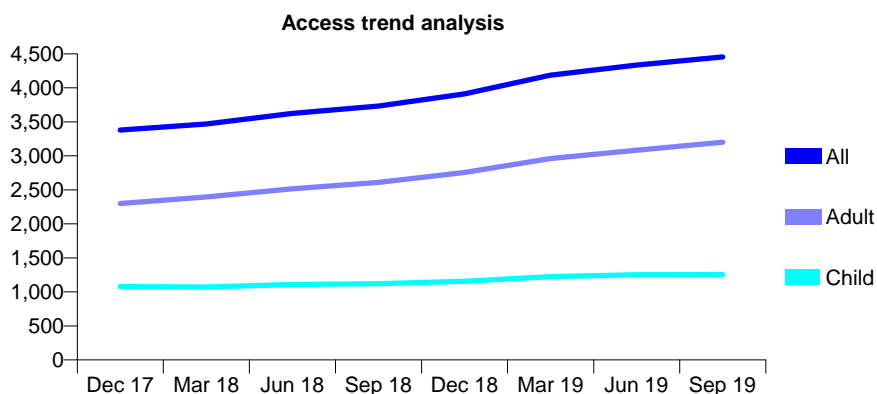
Q68 - Vital Signs At a Glance Contract Report for 238392/0001 - September 2019

Name or company name	MR VS AMIN
Contract type name	GDS Contract
Purpose of contract	General
Contract start date	01/04/2006
Contract end date	

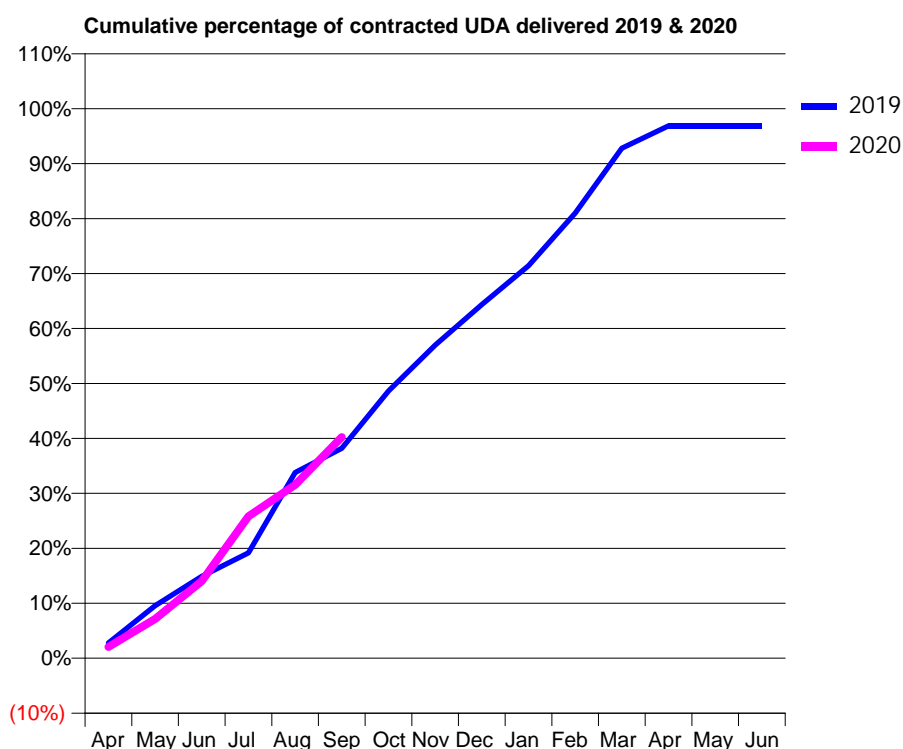
19/20 Contracted general activity (UDA)	10,000
Carry forward general activity (UDA)	0
19/20 Contracted orthodontic activity (UOA)	0
Carry forward orthodontic activity (UOA)	0
Baseline contract value	£242,362.18

ACCESS*

Patients seen in 24 months	Total	Change since previous quarter
Quarter ending September 2018	3,732	
Quarter ending December 2018	3,911	↑
Quarter ending March 2019	4,187	↑
Quarter ending June 2019	4,337	↑
Quarter ending September 2019	4,456	↑
Variance since September 2018	19.4%	↑



ACTIVITY



Month	2019	2020
April	279	205
May	957	715
June	1,489	1,403
July	1,919	2,581
August	3,379	3,155
September	3,818	4,025
October	4,863	
November	5,696	
December	6,435	
January	7,144	
February	8,101	
March	9,282	
April	9,689	
May	9,689	
June	9,689	

QUALITY

	Quantity	Base Number	Contract	AT	Region	England
% of FP17s for the same patient ID Re-attending within 3 months - Children	35	940	3.7%	9.2%	10.8%	11.5%
% of FP17s for the same patient ID Re-attending within 3 months - Adults	216	2,249	9.6%	14.8%	15.2%	15.4%
% of FP17s for the same patient ID Re-attending between 3 & 9 months - Children	673	940	71.6%	61.5%	62.2%	59.7%
% of FP17s for the same patient ID Re-attending between 3 & 9 months - Adults	1,416	2,249	63.0%	52.4%	52.9%	51.7%
% of FP17s for Band 1 Urgent Courses	202	2,617	7.7%	9.3%	9.7%	9.2%
% of FP17s Relating to Free Repair or Replacements	4	2,617	0.2%	0.5%	0.6%	0.7%
% of FP17s Relating to Continuations	4	2,617	0.2%	0.7%	0.7%	0.8%
% of Patients satisfied with the dentistry they have received	1	1	N/A	93.6%	93.6%	93.5%
% of Patients satisfied with the time they had to wait for an appointment	0	1	N/A	88.5%	86.3%	87.4%

* This is based on patients treated on this contract for their most recent course of treatment. Figures in italics indicate the base number of FP17s or Patient Questionnaire responses are less than 100. N/A is shown where the base number of responses is less than 10 during the period. % is calculated as Quantity/Base number*100

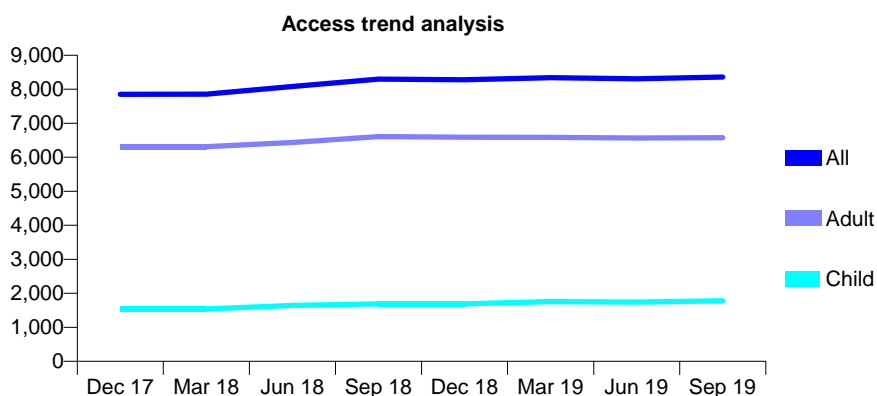
Q68 - Vital Signs At a Glance Contract Report for 238783/0003 - September 2019

Name or company name	Total Dentalcare Partnership
Contract type name	GDS Contract
Purpose of contract	General
Contract start date	01/04/2006
Contract end date	

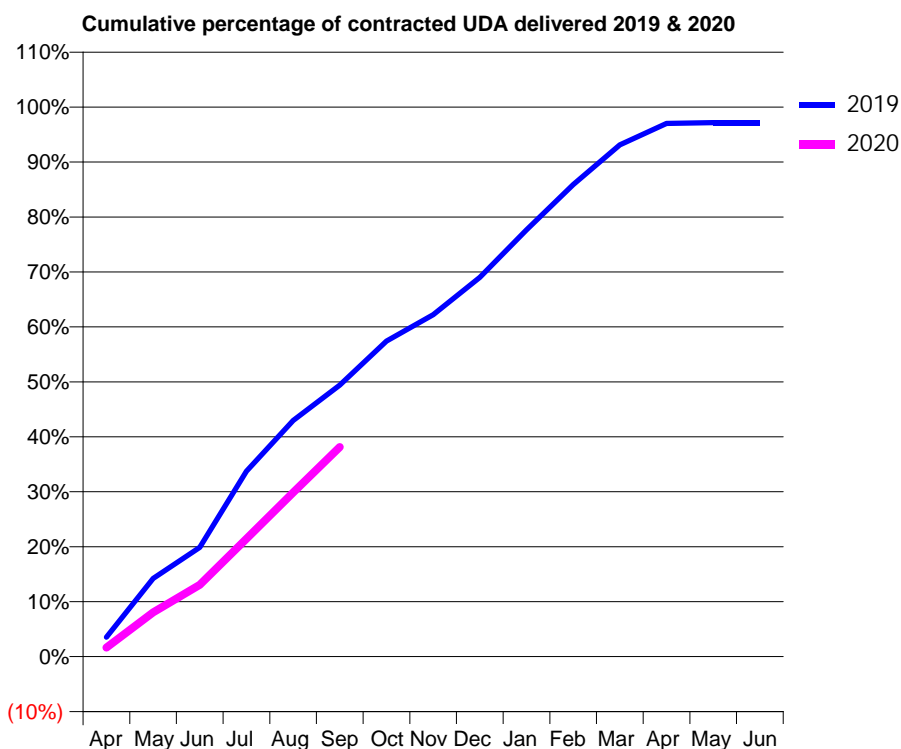
19/20 Contracted general activity (UDA)	27,623
Carry forward general activity (UDA)	787
19/20 Contracted orthodontic activity (UOA)	0
Carry forward orthodontic activity (UOA)	0
Baseline contract value	£756,401.28

ACCESS*

Patients seen in 24 months	Total	Change since previous quarter
Quarter ending September 2018	8,300	
Quarter ending December 2018	8,282	→
Quarter ending March 2019	8,344	→
Quarter ending June 2019	8,309	→
Quarter ending September 2019	8,360	→
Variance since September 2018	0.7%	→



ACTIVITY



Month	Adjusted Scheduled Activity (UDA)	
	2019	2020
April	981	457
May	3,931	2,220
June	5,491	3,609
July	9,319	5,921
August	11,870	8,249
September	13,651	10,536
October	15,857	
November	17,187	
December	19,064	
January	21,455	
February	23,723	
March	25,725	
April	26,796	
May	26,835	
June	26,835	

QUALITY

	Quantity	Base Number	Contract	AT	Region	England
% of FP17s for the same patient ID Re-attending within 3 months - Children	64	993	6.4%	9.2%	10.8%	11.5%
% of FP17s for the same patient ID Re-attending within 3 months - Adults	631	3,895	16.2%	14.8%	15.2%	15.4%
% of FP17s for the same patient ID Re-attending between 3 & 9 months - Children	428	993	43.1%	61.5%	62.2%	59.7%
% of FP17s for the same patient ID Re-attending between 3 & 9 months - Adults	1,558	3,895	40.0%	52.4%	52.9%	51.7%
% of FP17s for Band 1 Urgent Courses	529	4,450	11.9%	9.3%	9.7%	9.2%
% of FP17s Relating to Free Repair or Replacements	32	4,450	0.7%	0.5%	0.6%	0.7%
% of FP17s Relating to Continuations	85	4,450	1.9%	0.7%	0.7%	0.8%
% of Patients satisfied with the dentistry they have received	4	4	N/A	93.6%	93.6%	93.5%
% of Patients satisfied with the time they had to wait for an appointment	4	4	N/A	88.5%	86.3%	87.4%

* This is based on patients treated on this contract for their most recent course of treatment. Figures in italics indicate the base number of FP17s or Patient Questionnaire responses are less than 100. N/A is shown where the base number of responses is less than 10 during the period. % is calculated as Quantity/Base number*100

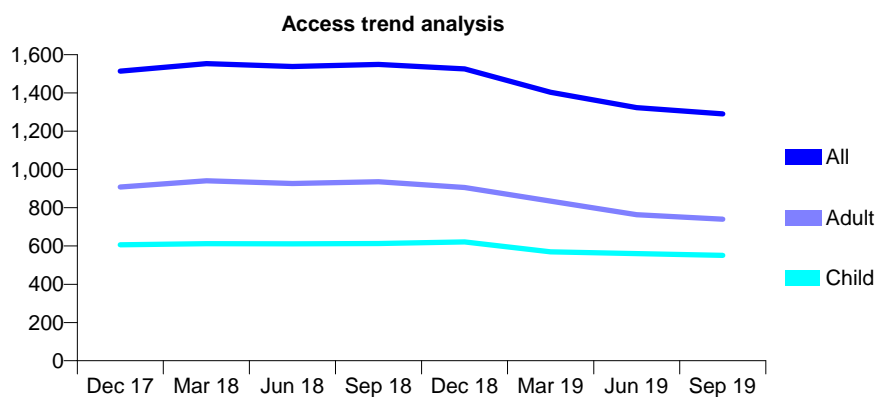
Q68 - Vital Signs At a Glance Contract Report for 239410/0001 - September 2019

Name or company name	Highstreet Medical Dental
Contract type name	GDS Contract
Purpose of contract	General
Contract start date	01/04/2006
Contract end date	

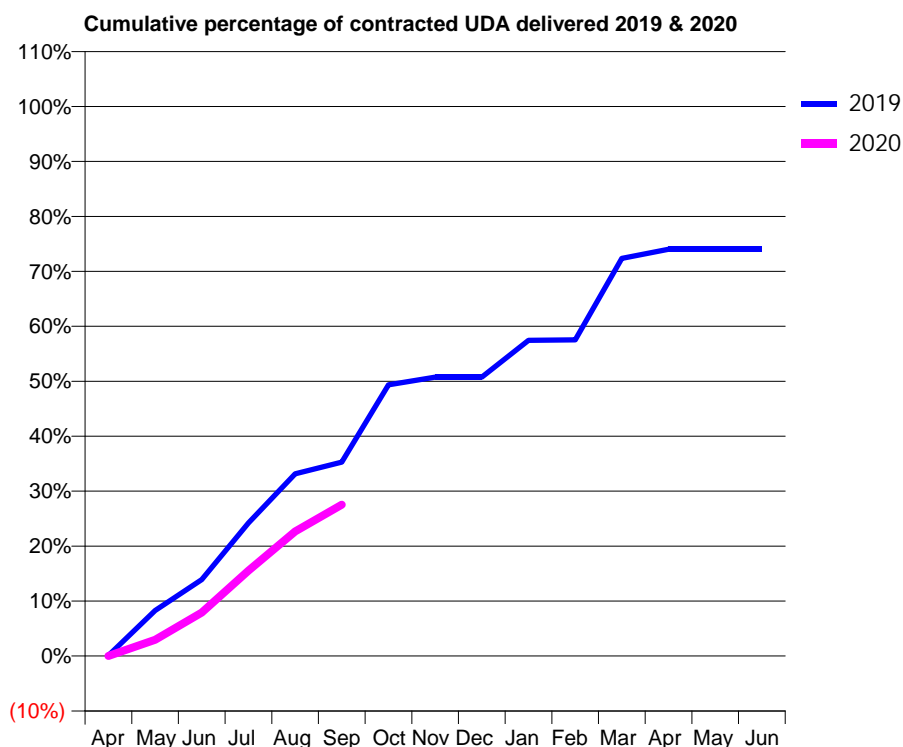
19/20 Contracted general activity (UDA)	5,806
Carry forward general activity (UDA)	0
19/20 Contracted orthodontic activity (UOA)	0
Carry forward orthodontic activity (UOA)	0
Baseline contract value	£147,722.06

ACCESS*

Patients seen in 24 months	Total	Change since previous quarter
Quarter ending September 2018	1,549	
Quarter ending December 2018	1,526	↓
Quarter ending March 2019	1,404	↓
Quarter ending June 2019	1,323	↓
Quarter ending September 2019	1,291	↓
Variance since September 2018	(16.7%)	↓



ACTIVITY



Month	Adjusted Scheduled Activity (UDA)	
	2019	2020
April	7	0
May	481	172
June	808	459
July	1,405	902
August	1,926	1,317
September	2,048	1,599
October	2,865	
November	2,947	
December	2,947	
January	3,336	
February	3,339	
March	4,201	
April	4,297	
May	4,297	
June	4,297	

QUALITY

	Quantity	Base Number	Contract	AT	Region	England
% of FP17s for the same patient ID Re-attending within 3 months - Children	1	243	0.4%	9.2%	10.8%	11.5%
% of FP17s for the same patient ID Re-attending within 3 months - Adults	20	225	8.9%	14.8%	15.2%	15.4%
% of FP17s for the same patient ID Re-attending between 3 & 9 months - Children	81	243	33.3%	61.5%	62.2%	59.7%
% of FP17s for the same patient ID Re-attending between 3 & 9 months - Adults	61	225	27.1%	52.4%	52.9%	51.7%
% of FP17s for Band 1 Urgent Courses	29	443	6.5%	9.3%	9.7%	9.2%
% of FP17s Relating to Free Repair or Replacements	1	443	0.2%	0.5%	0.6%	0.7%
% of FP17s Relating to Continuations	0	443	0.0%	0.7%	0.7%	0.8%
% of Patients satisfied with the dentistry they have received	0	0	N/A	93.6%	93.6%	93.5%
% of Patients satisfied with the time they had to wait for an appointment	0	0	N/A	88.5%	86.3%	87.4%

* This is based on patients treated on this contract for their most recent course of treatment. Figures in italics indicate the base number of FP17s or Patient Questionnaire responses are less than 100. N/A is shown where the base number of responses is less than 10 during the period. % is calculated as Quantity/Base number*100

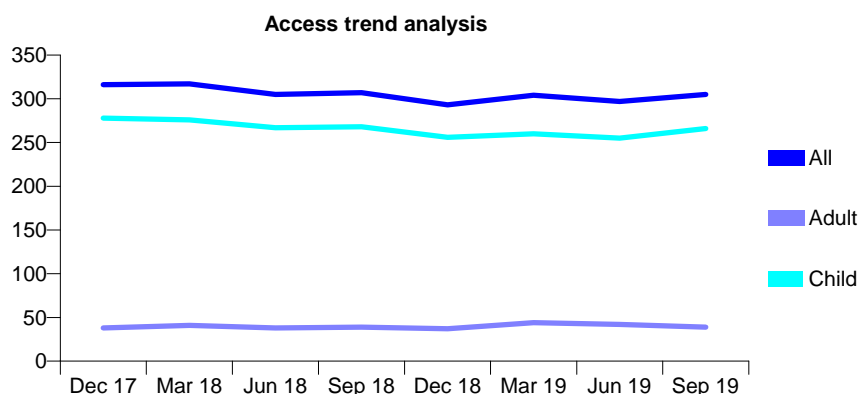
Q68 - Vital Signs At a Glance Contract Report for 239437/0001 - September 2019

Name or company name	MR JT DOWNEY
Contract type name	GDS Contract
Purpose of contract	General
Contract start date	01/04/2006
Contract end date	

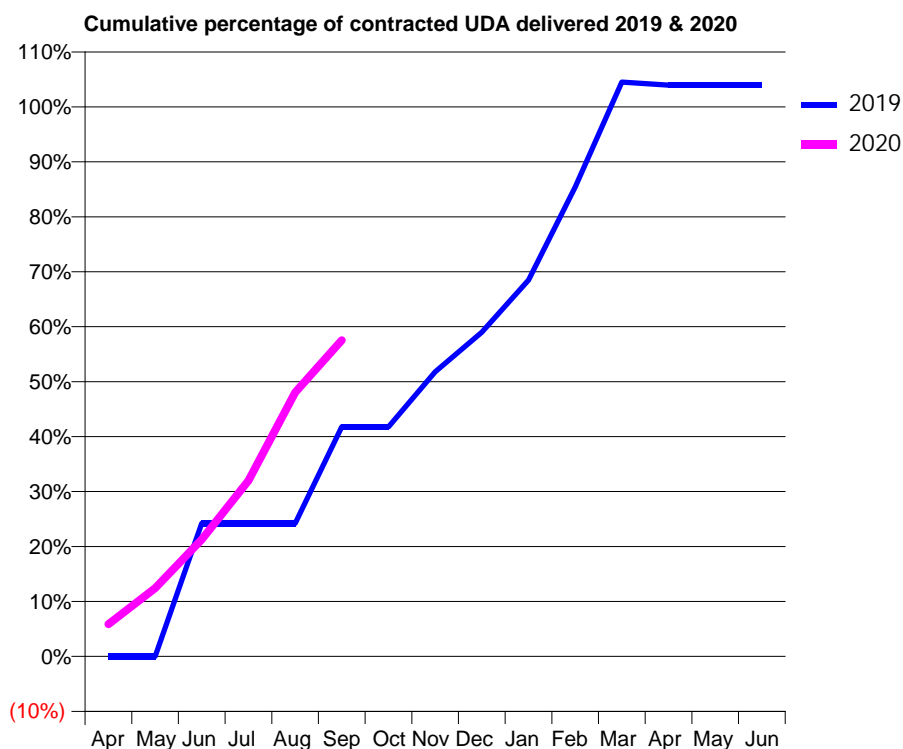
19/20 Contracted general activity (UDA)	475
Carry forward general activity (UDA)	0
19/20 Contracted orthodontic activity (UOA)	0
Carry forward orthodontic activity (UOA)	0
Baseline contract value	£13,120.39

ACCESS*

Patients seen in 24 months	Total	Change since previous quarter
Quarter ending September 2018	307	
Quarter ending December 2018	293	↓
Quarter ending March 2019	304	↑
Quarter ending June 2019	297	↓
Quarter ending September 2019	305	↑
Variance since September 2018	(0.7%)	→



ACTIVITY



Month	Adjusted Scheduled Activity (UDA)	
	2019	2020
April	0	28
May	0	59
June	115	101
July	115	152
August	115	228
September	198	273
October	198	-
November	246	-
December	280	-
January	325	-
February	406	-
March	496	-
April	494	-
May	494	-
June	494	-

QUALITY

	Quantity	Base Number	Contract	AT	Region	England
% of FP17s for the same patient ID Re-attending within 3 months - Children	6	222	2.7%	9.2%	10.8%	11.5%
% of FP17s for the same patient ID Re-attending within 3 months - Adults	0	11	0.0%	14.8%	15.2%	15.4%
% of FP17s for the same patient ID Re-attending between 3 & 9 months - Children	146	222	65.8%	61.5%	62.2%	59.7%
% of FP17s for the same patient ID Re-attending between 3 & 9 months - Adults	10	11	90.9%	52.4%	52.9%	51.7%
% of FP17s for Band 1 Urgent Courses	1	225	0.4%	9.3%	9.7%	9.2%
% of FP17s Relating to Free Repair or Replacements	0	225	0.0%	0.5%	0.6%	0.7%
% of FP17s Relating to Continuations	0	225	0.0%	0.7%	0.7%	0.8%
% of Patients satisfied with the dentistry they have received	0	0	N/A	93.6%	93.6%	93.5%
% of Patients satisfied with the time they had to wait for an appointment	0	0	N/A	88.5%	86.3%	87.4%

* This is based on patients treated on this contract for their most recent course of treatment. Figures in italics indicate the base number of FP17s or Patient Questionnaire responses are less than 100. N/A is shown where the base number of responses is less than 10 during the period. % is calculated as Quantity/Base number*100

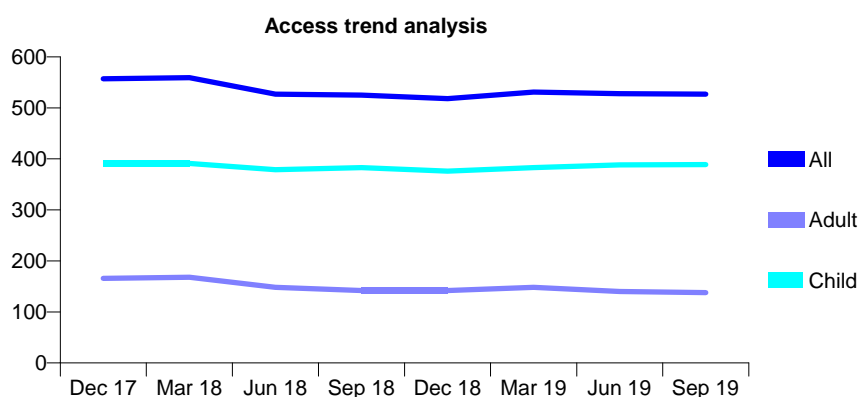
Q68 - Vital Signs At a Glance Contract Report for 239461/0001 - September 2019

Name or company name	MR SW GREAVES
Contract type name	GDS Contract
Purpose of contract	General
Contract start date	18/06/2012
Contract end date	

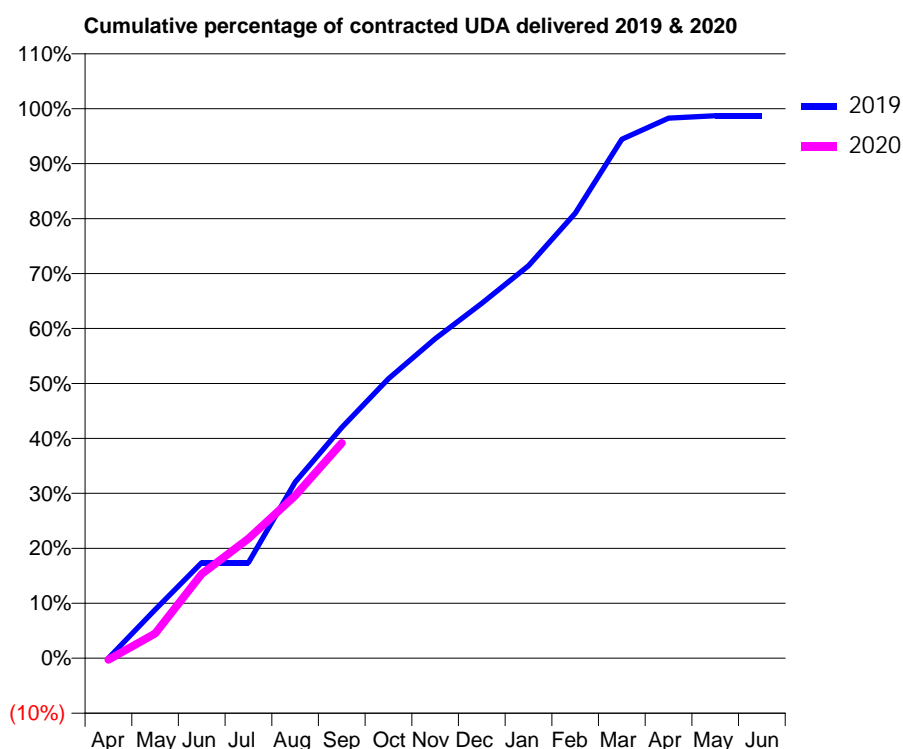
19/20 Contracted general activity (UDA)	1,000
Carry forward general activity (UDA)	13
19/20 Contracted orthodontic activity (UOA)	0
Carry forward orthodontic activity (UOA)	0
Baseline contract value	£23,005.75

ACCESS*

Patients seen in 24 months	Total	Change since previous quarter
Quarter ending September 2018	525	
Quarter ending December 2018	518	↓
Quarter ending March 2019	531	↑
Quarter ending June 2019	528	→
Quarter ending September 2019	527	→
Variance since September 2018	0.4%	→



ACTIVITY



Month	2019	2020
April	0	-3
May	88	45
June	174	153
July	174	218
August	320	296
September	420	392
October	509	
November	582	
December	646	
January	714	
February	810	
March	944	
April	983	
May	987	
June	987	

QUALITY

	Quantity	Base Number	Contract	AT	Region	England
% of FP17s for the same patient ID Re-attending within 3 months - Children	13	302	4.3%	9.2%	10.8%	11.5%
% of FP17s for the same patient ID Re-attending within 3 months - Adults	5	48	10.4%	14.8%	15.2%	15.4%
% of FP17s for the same patient ID Re-attending between 3 & 9 months - Children	209	302	69.2%	61.5%	62.2%	59.7%
% of FP17s for the same patient ID Re-attending between 3 & 9 months - Adults	27	48	56.3%	52.4%	52.9%	51.7%
% of FP17s for Band 1 Urgent Courses	8	313	2.6%	9.3%	9.7%	9.2%
% of FP17s Relating to Free Repair or Replacements	0	313	0.0%	0.5%	0.6%	0.7%
% of FP17s Relating to Continuations	0	313	0.0%	0.7%	0.7%	0.8%
% of Patients satisfied with the dentistry they have received	0	0	N/A	93.6%	93.6%	93.5%
% of Patients satisfied with the time they had to wait for an appointment	0	0	N/A	88.5%	86.3%	87.4%

* This is based on patients treated on this contract for their most recent course of treatment.

Figures in italics indicate the base number of FP17s or Patient Questionnaire responses are less than 100. N/A is shown where the base number of responses is less than 10 during the period. % is calculated as Quantity/Base number*100

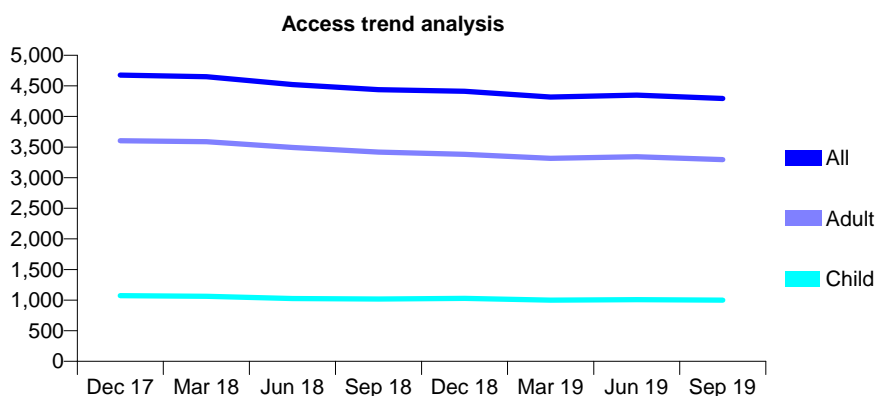
Q68 - Vital Signs At a Glance Contract Report for 241423/0002 - September 2019

Name or company name	MR R SIVA
Contract type name	GDS Contract
Purpose of contract	General
Contract start date	01/12/2007
Contract end date	

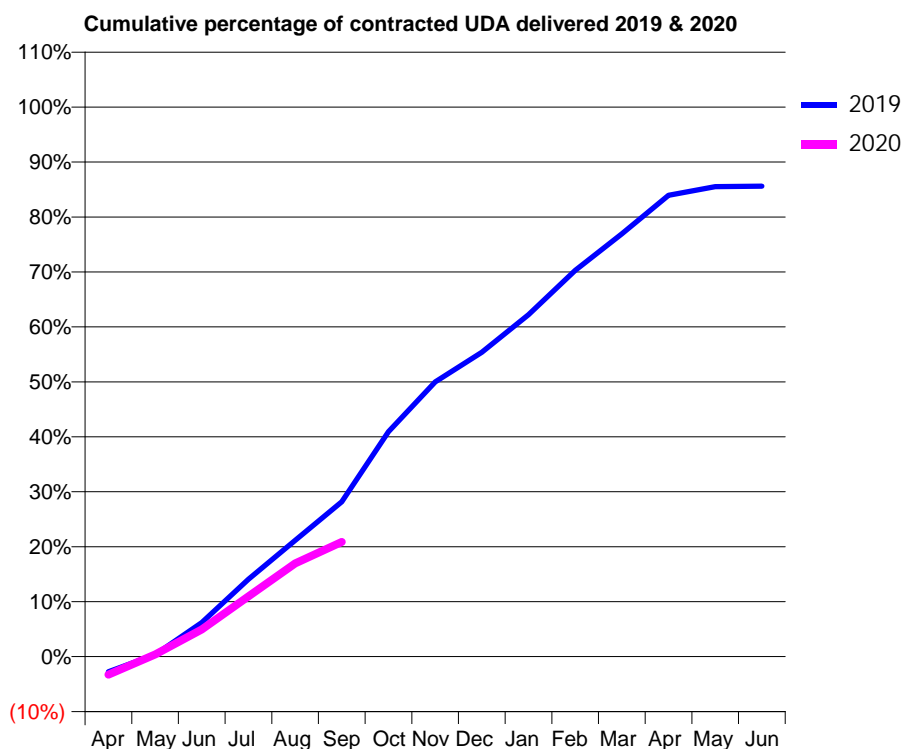
19/20 Contracted general activity (UDA)	15,100
Carry forward general activity (UDA)	536
19/20 Contracted orthodontic activity (UOA)	0
Carry forward orthodontic activity (UOA)	0
Baseline contract value	£368,778.24

ACCESS*

Patients seen in 24 months	Total	Change since previous quarter
Quarter ending September 2018	4,437	
Quarter ending December 2018	4,412	→
Quarter ending March 2019	4,317	↓
Quarter ending June 2019	4,350	→
Quarter ending September 2019	4,295	↓
Variance since September 2018	(3.2%)	↓



ACTIVITY



Month	Adjusted Scheduled Activity (UDA)	
	2019	2020
April	-421	-497
May	58	60
June	936	746
July	2,128	1,656
August	3,194	2,561
September	4,258	3,151
October	6,179	
November	7,546	
December	8,363	
January	9,395	
February	10,614	
March	11,616	
April	12,678	
May	12,913	
June	12,926	

QUALITY

	Quantity	Base Number	Contract	AT	Region	England
% of FP17s for the same patient ID Re-attending within 3 months - Children	43	595	7.2%	9.2%	10.8%	11.5%
% of FP17s for the same patient ID Re-attending within 3 months - Adults	289	1,861	15.5%	14.8%	15.2%	15.4%
% of FP17s for the same patient ID Re-attending between 3 & 9 months - Children	289	595	48.6%	61.5%	62.2%	59.7%
% of FP17s for the same patient ID Re-attending between 3 & 9 months - Adults	729	1,861	39.2%	52.4%	52.9%	51.7%
% of FP17s for Band 1 Urgent Courses	282	1,963	14.4%	9.3%	9.7%	9.2%
% of FP17s Relating to Free Repair or Replacements	4	1,963	0.2%	0.5%	0.6%	0.7%
% of FP17s Relating to Continuations	1	1,963	0.1%	0.7%	0.7%	0.8%
% of Patients satisfied with the dentistry they have received	0	0	N/A	93.6%	93.6%	93.5%
% of Patients satisfied with the time they had to wait for an appointment	0	0	N/A	88.5%	86.3%	87.4%

* This is based on patients treated on this contract for their most recent course of treatment. Figures in italics indicate the base number of FP17s or Patient Questionnaire responses are less than 100. N/A is shown where the base number of responses is less than 10 during the period. % is calculated as Quantity/Base number*100

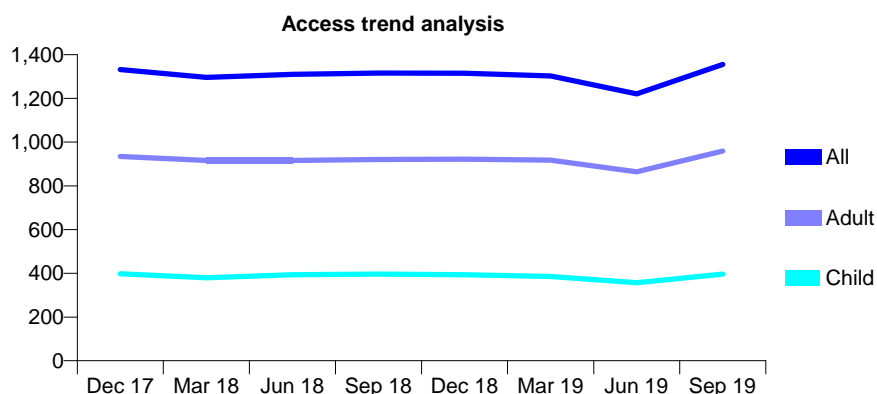
Q68 - Vital Signs At a Glance Contract Report for 245003/0001 - September 2019

Name or company name	MR K ABODI
Contract type name	GDS Contract
Purpose of contract	General
Contract start date	01/04/2006
Contract end date	

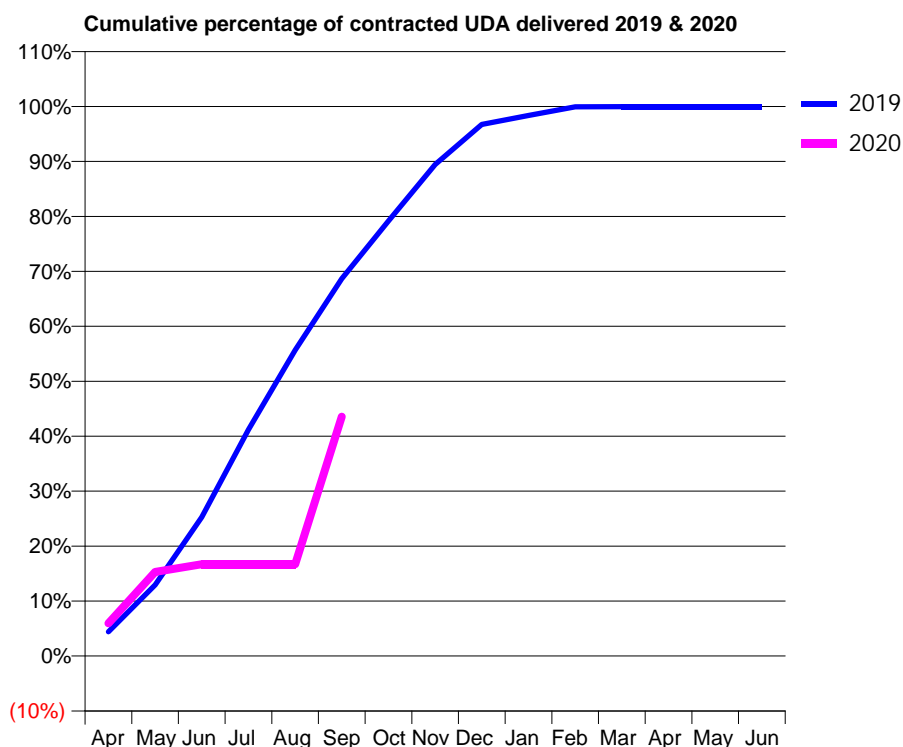
19/20 Contracted general activity (UDA)	2,477
Carry forward general activity (UDA)	1
19/20 Contracted orthodontic activity (UOA)	0
Carry forward orthodontic activity (UOA)	0
Baseline contract value	£62,719.37

ACCESS*

Patients seen in 24 months	Total	Change since previous quarter
Quarter ending September 2018	1,316	
Quarter ending December 2018	1,315	→
Quarter ending March 2019	1,303	→
Quarter ending June 2019	1,221	↓
Quarter ending September 2019	1,355	↑
Variance since September 2018	3.0%	↑



ACTIVITY



Month	Adjusted Scheduled Activity (UDA)	
	2019	2020
April	109	148
May	321	379
June	626	414
July	1,020	414
August	1,379	414
September	1,701	1,078
October	1,961	
November	2,215	
December	2,395	
January	2,436	
February	2,475	
March	2,476	
April	2,476	
May	2,476	
June	2,476	

QUALITY

	Quantity	Base Number	Contract	AT	Region	England
% of FP17s for the same patient ID Re-attending within 3 months - Children	4	338	1.2%	9.2%	10.8%	11.5%
% of FP17s for the same patient ID Re-attending within 3 months - Adults	36	582	6.2%	14.8%	15.2%	15.4%
% of FP17s for the same patient ID Re-attending between 3 & 9 months - Children	202	338	59.8%	61.5%	62.2%	59.7%
% of FP17s for the same patient ID Re-attending between 3 & 9 months - Adults	176	582	30.2%	52.4%	52.9%	51.7%
% of FP17s for Band 1 Urgent Courses	48	918	5.2%	9.3%	9.7%	9.2%
% of FP17s Relating to Free Repair or Replacements	1	918	0.1%	0.5%	0.6%	0.7%
% of FP17s Relating to Continuations	3	918	0.3%	0.7%	0.7%	0.8%
% of Patients satisfied with the dentistry they have received	0	0	N/A	93.6%	93.6%	93.5%
% of Patients satisfied with the time they had to wait for an appointment	0	0	N/A	88.5%	86.3%	87.4%

* This is based on patients treated on this contract for their most recent course of treatment. Figures in italics indicate the base number of FP17s or Patient Questionnaire responses are less than 100. N/A is shown where the base number of responses is less than 10 during the period. % is calculated as Quantity/Base number*100

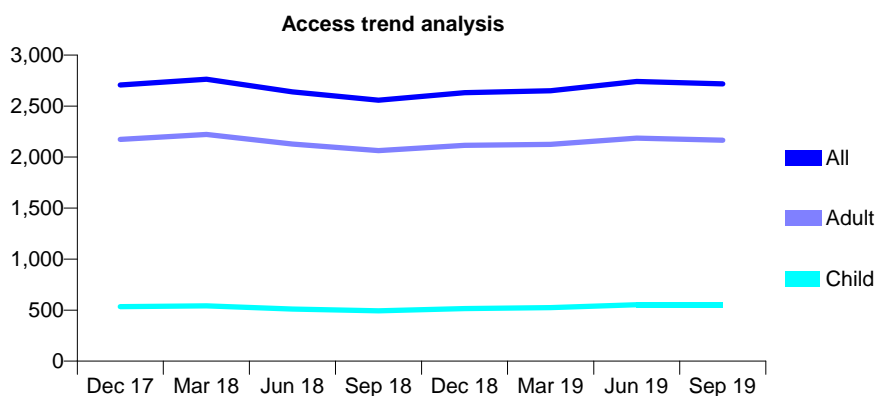
Q68 - Vital Signs At a Glance Contract Report for 249599/0001 - September 2019

Name or company name	Mr Ambrose Ebhohimen
Contract type name	GDS Contract
Purpose of contract	General
Contract start date	01/04/2006
Contract end date	

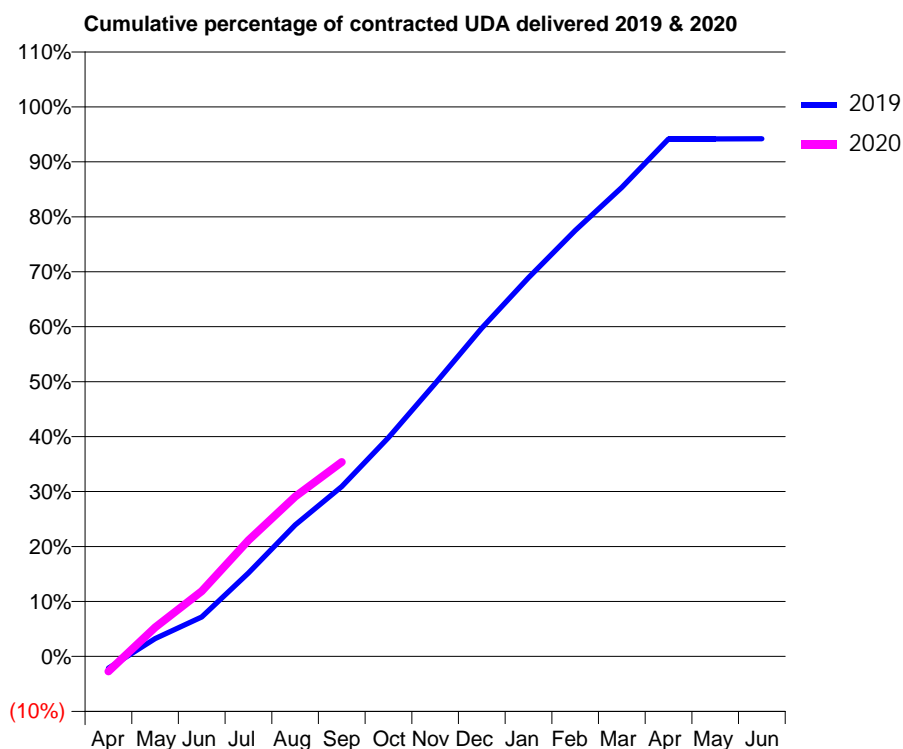
19/20 Contracted general activity (UDA)	9,545
Carry forward general activity (UDA)	555
19/20 Contracted orthodontic activity (UOA)	0
Carry forward orthodontic activity (UOA)	0
Baseline contract value	£219,293.62

ACCESS*

Patients seen in 24 months	Total	Change since previous quarter
Quarter ending September 2018	2,557	
Quarter ending December 2018	2,632	↑
Quarter ending March 2019	2,650	→
Quarter ending June 2019	2,740	↑
Quarter ending September 2019	2,717	→
Variance since September 2018	6.3%	↑



ACTIVITY



Month	2019	2020
April	-207	-261
May	312	506
June	687	1,135
July	1,451	2,015
August	2,284	2,776
September	2,950	3,376
October	3,801	
November	4,740	
December	5,701	
January	6,576	
February	7,396	
March	8,145	
April	8,987	
May	8,989	
June	8,990	

QUALITY

	Quantity	Base Number	Contract	AT	Region	England
% of FP17s for the same patient ID Re-attending within 3 months - Children	21	386	5.4%	9.2%	10.8%	11.5%
% of FP17s for the same patient ID Re-attending within 3 months - Adults	199	1,551	12.8%	14.8%	15.2%	15.4%
% of FP17s for the same patient ID Re-attending between 3 & 9 months - Children	225	386	58.3%	61.5%	62.2%	59.7%
% of FP17s for the same patient ID Re-attending between 3 & 9 months - Adults	908	1,551	58.5%	52.4%	52.9%	51.7%
% of FP17s for Band 1 Urgent Courses	111	1,663	6.7%	9.3%	9.7%	9.2%
% of FP17s Relating to Free Repair or Replacements	14	1,663	0.8%	0.5%	0.6%	0.7%
% of FP17s Relating to Continuations	10	1,663	0.6%	0.7%	0.7%	0.8%
% of Patients satisfied with the dentistry they have received	2	2	N/A	93.6%	93.6%	93.5%
% of Patients satisfied with the time they had to wait for an appointment	2	2	N/A	88.5%	86.3%	87.4%

* This is based on patients treated on this contract for their most recent course of treatment. Figures in italics indicate the base number of FP17s or Patient Questionnaire responses are less than 100. N/A is shown where the base number of responses is less than 10 during the period. % is calculated as Quantity/Base number*100

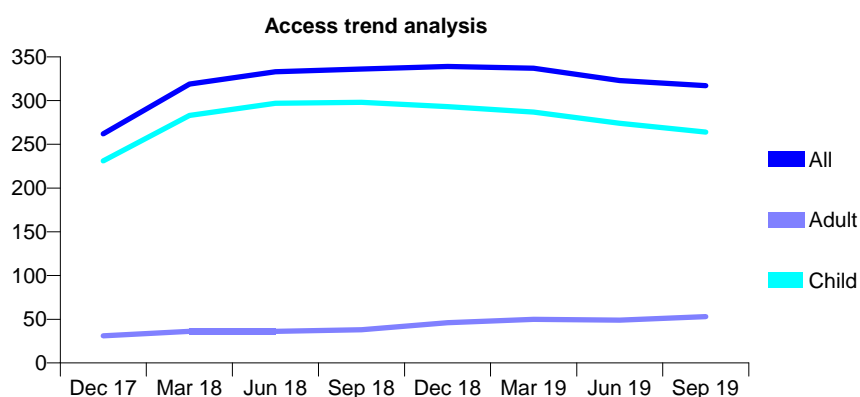
Q68 - Vital Signs At a Glance Contract Report for 250414/0001 - September 2019

Name or company name	MRS EL CLAYTON-JONES
Contract type name	GDS Contract
Purpose of contract	General
Contract start date	01/12/2011
Contract end date	

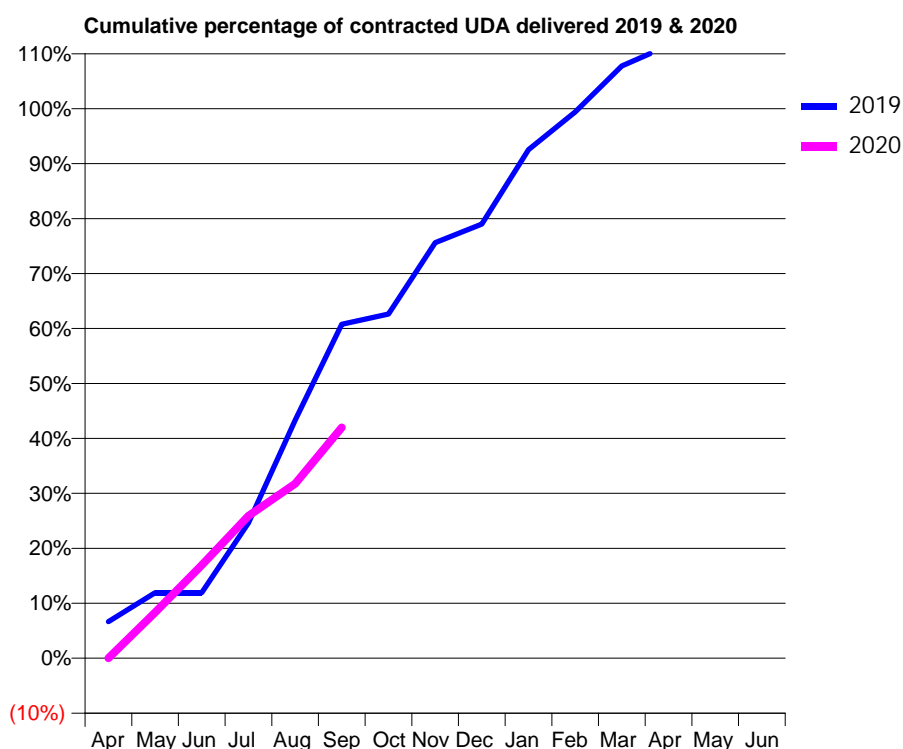
19/20 Contracted general activity (UDA)	480
Carry forward general activity (UDA)	0
19/20 Contracted orthodontic activity (UOA)	0
Carry forward orthodontic activity (UOA)	0
Baseline contract value	£11,040.16

ACCESS*

Patients seen in 24 months	Total	Change since previous quarter
Quarter ending September 2018	336	
Quarter ending December 2018	339	→
Quarter ending March 2019	337	→
Quarter ending June 2019	323	↓
Quarter ending September 2019	317	↓
Variance since September 2018	(5.7%)	↓



ACTIVITY



Adjusted Scheduled Activity (UDA)		
Month	2019	2020
April	32	0
May	57	40
June	57	81
July	118	124
August	208	152
September	292	201
October	301	
November	363	
December	379	
January	444	
February	477	
March	517	
April	535	
May	535	
June	535	

QUALITY

	Quantity	Base Number	Contract	AT	Region	England
% of FP17s for the same patient ID Re-attending within 3 months - Children	7	176	4.0%	9.2%	10.8%	11.5%
% of FP17s for the same patient ID Re-attending within 3 months - Adults	1	16	6.3%	14.8%	15.2%	15.4%
% of FP17s for the same patient ID Re-attending between 3 & 9 months - Children	123	176	69.9%	61.5%	62.2%	59.7%
% of FP17s for the same patient ID Re-attending between 3 & 9 months - Adults	13	16	81.3%	52.4%	52.9%	51.7%
% of FP17s for Band 1 Urgent Courses	2	174	1.1%	9.3%	9.7%	9.2%
% of FP17s Relating to Free Repair or Replacements	0	174	0.0%	0.5%	0.6%	0.7%
% of FP17s Relating to Continuations	0	174	0.0%	0.7%	0.7%	0.8%
% of Patients satisfied with the dentistry they have received	0	0	N/A	93.6%	93.6%	93.5%
% of Patients satisfied with the time they had to wait for an appointment	0	0	N/A	88.5%	86.3%	87.4%

* This is based on patients treated on this contract for their most recent course of treatment.

Figures in italics indicate the base number of FP17s or Patient Questionnaire responses are less than 100. N/A is shown where the base number of responses is less than 10 during the period. % is calculated as Quantity/Base number*100

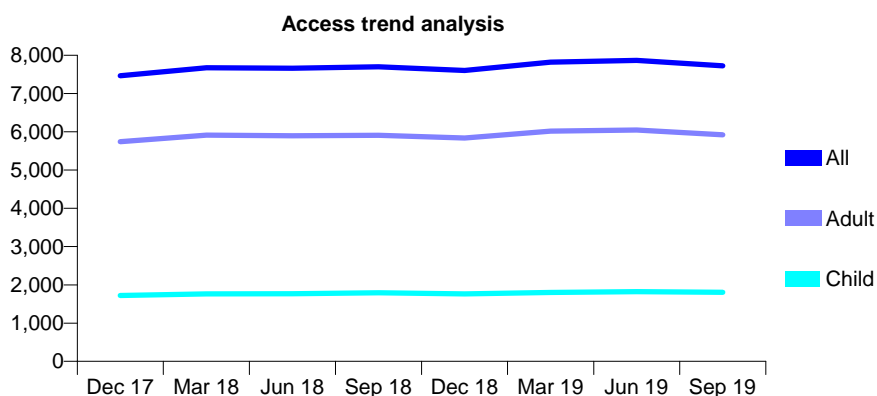
Q68 - Vital Signs At a Glance Contract Report for 251739/0001 - September 2019

Name or company name	MS BS BHATT
Contract type name	GDS Contract
Purpose of contract	General
Contract start date	01/04/2006
Contract end date	

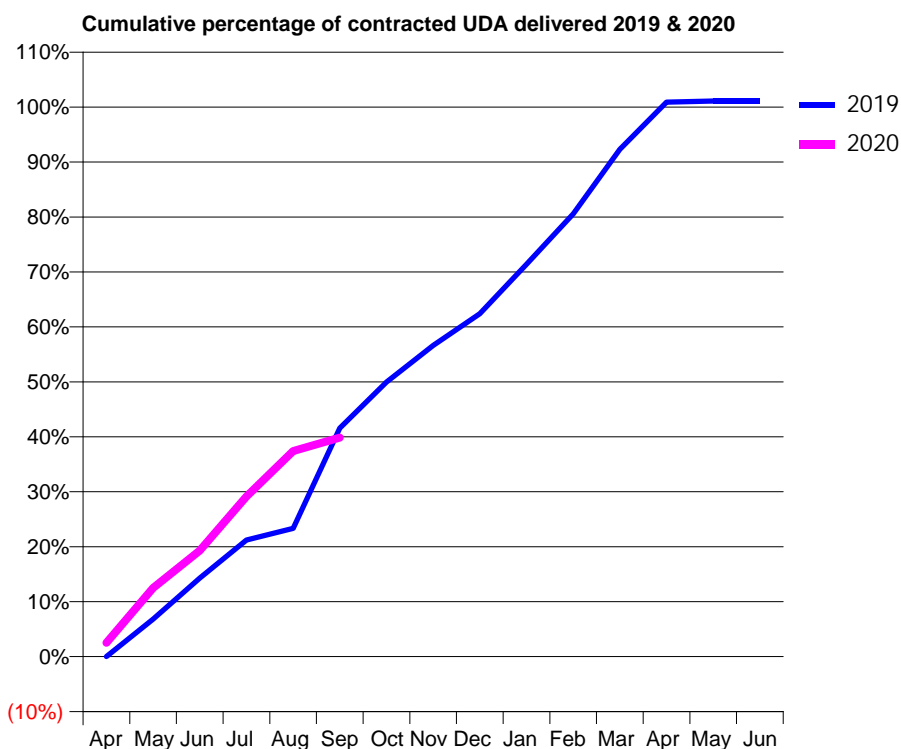
19/20 Contracted general activity (UDA)	16,944
Carry forward general activity (UDA)	0
19/20 Contracted orthodontic activity (UOA)	0
Carry forward orthodontic activity (UOA)	0
Baseline contract value	£389,736.77

ACCESS*

Patients seen in 24 months	Total	Change since previous quarter
Quarter ending September 2018	7,700	
Quarter ending December 2018	7,600	↓
Quarter ending March 2019	7,821	↑
Quarter ending June 2019	7,866	→
Quarter ending September 2019	7,724	↓
Variance since September 2018	0.3%	→



ACTIVITY



Month	Adjusted Scheduled Activity (UDA)	
	2019	2020
April	0	431
May	1,157	2,121
June	2,421	3,270
July	3,597	4,936
August	3,953	6,337
September	7,047	6,754
October	8,462	
November	9,596	
December	10,574	
January	12,094	
February	13,654	
March	15,638	
April	17,096	
May	17,130	
June	17,133	

QUALITY

	Quantity	Base Number	Contract	AT	Region	England
% of FP17s for the same patient ID Re-attending within 3 months - Children	57	1,128	5.1%	9.2%	10.8%	11.5%
% of FP17s for the same patient ID Re-attending within 3 months - Adults	440	3,513	12.5%	14.8%	15.2%	15.4%
% of FP17s for the same patient ID Re-attending between 3 & 9 months - Children	628	1,128	55.7%	61.5%	62.2%	59.7%
% of FP17s for the same patient ID Re-attending between 3 & 9 months - Adults	1,765	3,513	50.2%	52.4%	52.9%	51.7%
% of FP17s for Band 1 Urgent Courses	217	3,834	5.7%	9.3%	9.7%	9.2%
% of FP17s Relating to Free Repair or Replacements	19	3,834	0.5%	0.5%	0.6%	0.7%
% of FP17s Relating to Continuations	3	3,834	0.1%	0.7%	0.7%	0.8%
% of Patients satisfied with the dentistry they have received	5	5	N/A	93.6%	93.6%	93.5%
% of Patients satisfied with the time they had to wait for an appointment	5	5	N/A	88.5%	86.3%	87.4%

* This is based on patients treated on this contract for their most recent course of treatment. Figures in italics indicate the base number of FP17s or Patient Questionnaire responses are less than 100. N/A is shown where the base number of responses is less than 10 during the period. % is calculated as Quantity/Base number*100

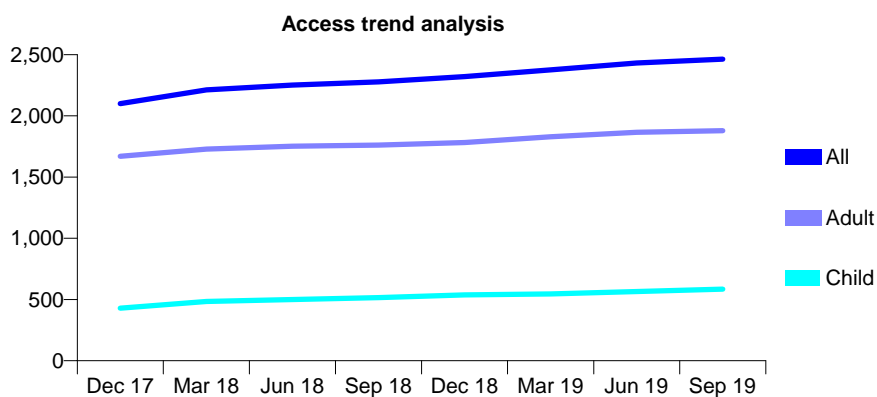
Q68 - Vital Signs At a Glance Contract Report for 252247/0001 - September 2019

Name or company name	MR DI MIHAYLOV
Contract type name	GDS Contract
Purpose of contract	General
Contract start date	01/10/2015
Contract end date	

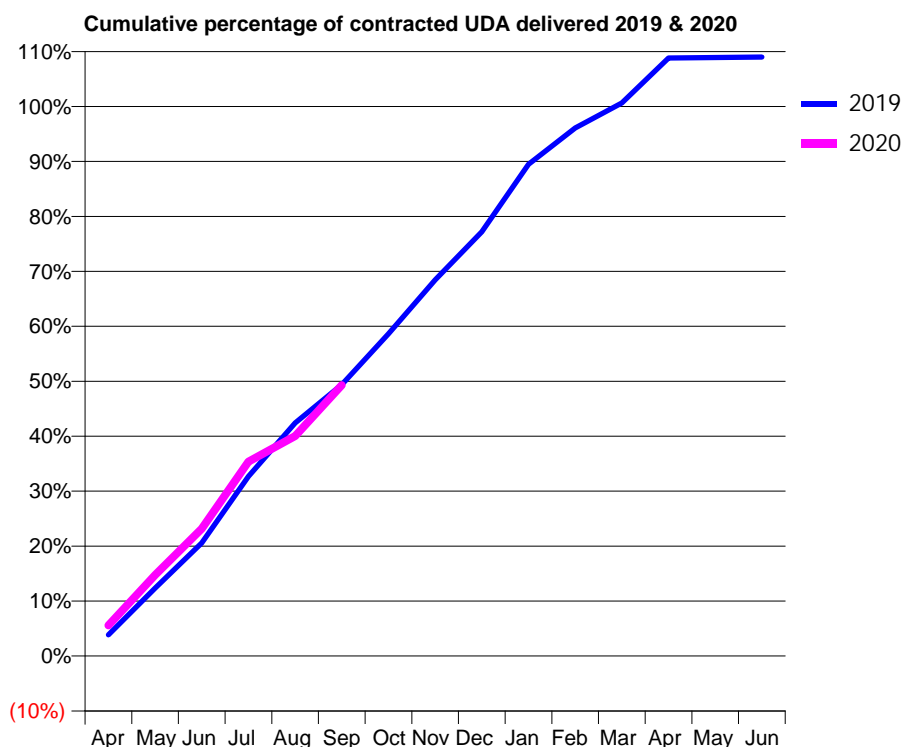
19/20 Contracted general activity (UDA)	6,490
Carry forward general activity (UDA)	0
19/20 Contracted orthodontic activity (UOA)	0
Carry forward orthodontic activity (UOA)	0
Baseline contract value	£154,416.11

ACCESS*

Patients seen in 24 months	Total	Change since previous quarter
Quarter ending September 2018	2,278	
Quarter ending December 2018	2,321	→
Quarter ending March 2019	2,375	↑
Quarter ending June 2019	2,432	↑
Quarter ending September 2019	2,464	→
Variance since September 2018	8.2%	↑



ACTIVITY



Month	Adjusted Scheduled Activity (UDA)	
	2019	2020
April	251	361
May	802	956
June	1,334	1,504
July	2,122	2,296
August	2,752	2,598
September	3,203	3,199
October	3,806	
November	4,442	
December	5,008	
January	5,808	
February	6,237	
March	6,531	
April	7,062	
May	7,067	
June	7,073	

QUALITY

	Quantity	Base Number	Contract	AT	Region	England
% of FP17s for the same patient ID Re-attending within 3 months - Children	29	456	6.4%	9.2%	10.8%	11.5%
% of FP17s for the same patient ID Re-attending within 3 months - Adults	141	1,249	11.3%	14.8%	15.2%	15.4%
% of FP17s for the same patient ID Re-attending between 3 & 9 months - Children	274	456	60.1%	61.5%	62.2%	59.7%
% of FP17s for the same patient ID Re-attending between 3 & 9 months - Adults	684	1,249	54.8%	52.4%	52.9%	51.7%
% of FP17s for Band 1 Urgent Courses	116	1,480	7.8%	9.3%	9.7%	9.2%
% of FP17s Relating to Free Repair or Replacements	6	1,480	0.4%	0.5%	0.6%	0.7%
% of FP17s Relating to Continuations	11	1,480	0.7%	0.7%	0.7%	0.8%
% of Patients satisfied with the dentistry they have received	0	0	N/A	93.6%	93.6%	93.5%
% of Patients satisfied with the time they had to wait for an appointment	0	0	N/A	88.5%	86.3%	87.4%

* This is based on patients treated on this contract for their most recent course of treatment. Figures in italics indicate the base number of FP17s or Patient Questionnaire responses are less than 100. N/A is shown where the base number of responses is less than 10 during the period. % is calculated as Quantity/Base number*100

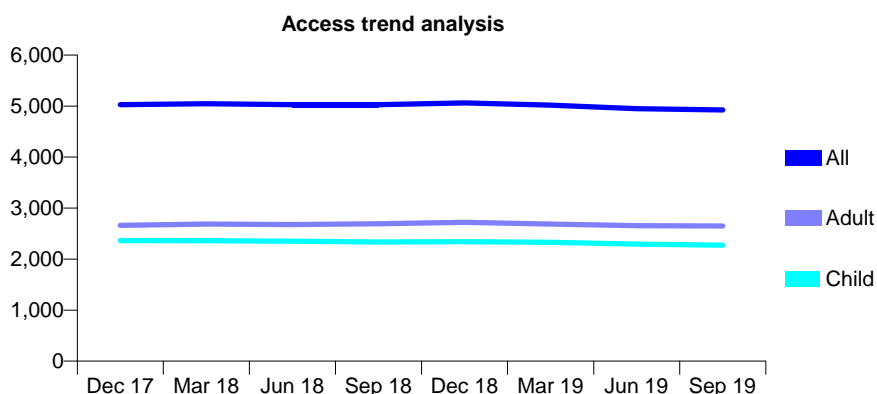
Q68 - Vital Signs At a Glance Contract Report for 253294/0001 - September 2019

Name or company name	MR PA CARR
Contract type name	GDS Contract
Purpose of contract	General
Contract start date	17/02/2015
Contract end date	

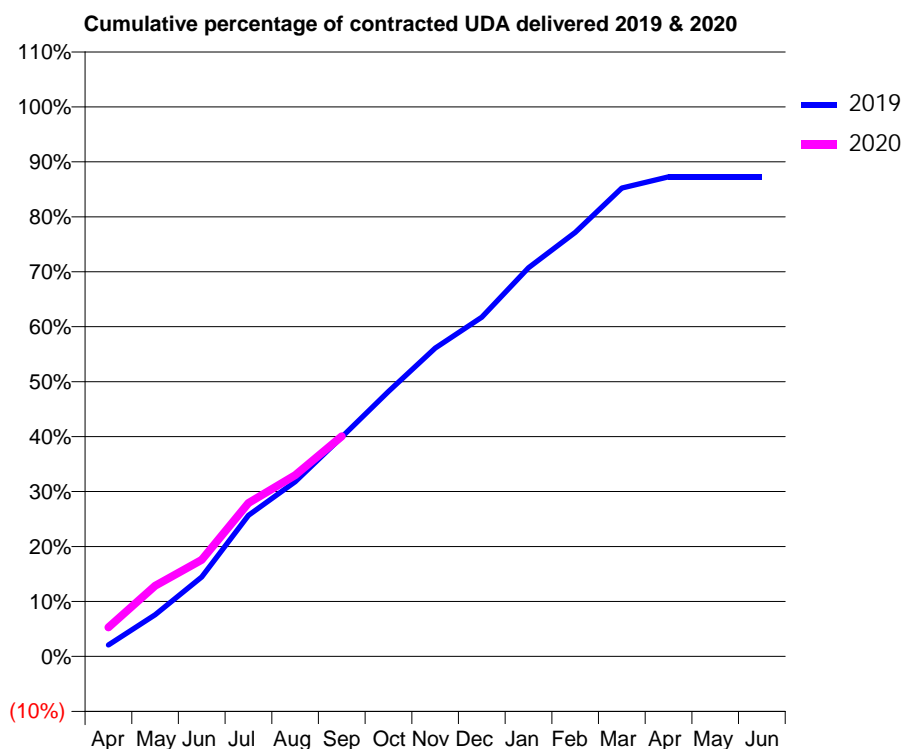
19/20 Contracted general activity (UDA)	12,800
Carry forward general activity (UDA)	0
19/20 Contracted orthodontic activity (UOA)	0
Carry forward orthodontic activity (UOA)	0
Baseline contract value	£295,291.82

ACCESS*

Patients seen in 24 months	Total	Change since previous quarter
Quarter ending September 2018	5,030	
Quarter ending December 2018	5,064	→
Quarter ending March 2019	5,017	→
Quarter ending June 2019	4,949	↓
Quarter ending September 2019	4,923	→
Variance since September 2018	(2.1%)	↓



ACTIVITY



Month	2019	2020
April	265	677
May	970	1,647
June	1,851	2,250
July	3,285	3,572
August	4,071	4,223
September	5,109	5,126
October	6,170	
November	7,181	
December	7,899	
January	9,053	
February	9,876	
March	10,910	
April	11,170	
May	11,170	
June	11,170	

QUALITY

	Quantity	Base Number	Contract	AT	Region	England
% of FP17s for the same patient ID Re-attending within 3 months - Children	156	1,732	9.0%	9.2%	10.8%	11.5%
% of FP17s for the same patient ID Re-attending within 3 months - Adults	220	1,657	13.3%	14.8%	15.2%	15.4%
% of FP17s for the same patient ID Re-attending between 3 & 9 months - Children	1,135	1,732	65.5%	61.5%	62.2%	59.7%
% of FP17s for the same patient ID Re-attending between 3 & 9 months - Adults	825	1,657	49.8%	52.4%	52.9%	51.7%
% of FP17s for Band 1 Urgent Courses	270	3,239	8.3%	9.3%	9.7%	9.2%
% of FP17s Relating to Free Repair or Replacements	5	3,239	0.2%	0.5%	0.6%	0.7%
% of FP17s Relating to Continuations	51	3,239	1.6%	0.7%	0.7%	0.8%
% of Patients satisfied with the dentistry they have received	4	4	N/A	93.6%	93.6%	93.5%
% of Patients satisfied with the time they had to wait for an appointment	3	4	N/A	88.5%	86.3%	87.4%

* This is based on patients treated on this contract for their most recent course of treatment. Figures in italics indicate the base number of FP17s or Patient Questionnaire responses are less than 100. N/A is shown where the base number of responses is less than 10 during the period. % is calculated as Quantity/Base number*100

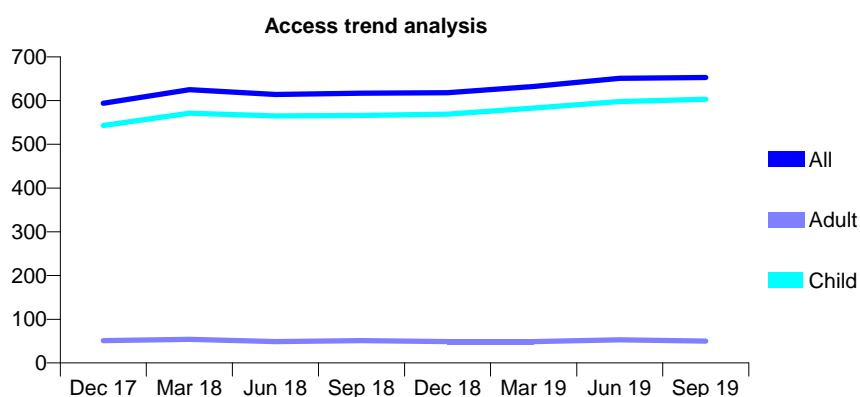
Q68 - Vital Signs At a Glance Contract Report for 253405/0001 - September 2019

Name or company name	MR J BAROTIAN
Contract type name	GDS Contract
Purpose of contract	General
Contract start date	01/04/2006
Contract end date	

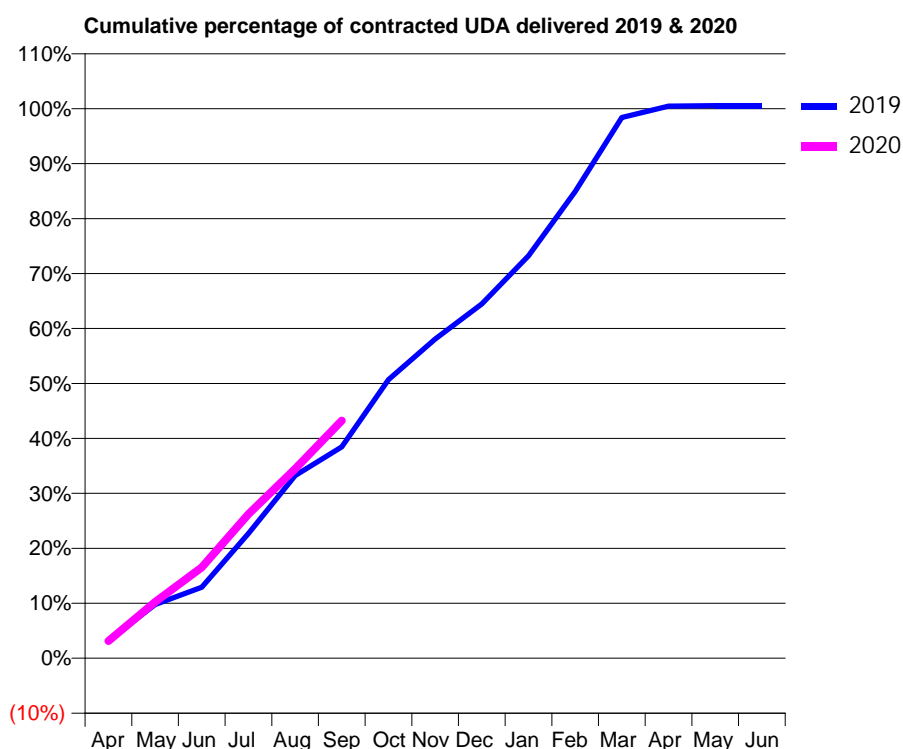
19/20 Contracted general activity (UDA)	1,300
Carry forward general activity (UDA)	0
19/20 Contracted orthodontic activity (UOA)	0
Carry forward orthodontic activity (UOA)	0
Baseline contract value	£34,138.97

ACCESS*

Patients seen in 24 months	Total	Change since previous quarter
Quarter ending September 2018	617	
Quarter ending December 2018	618	→
Quarter ending March 2019	632	↑
Quarter ending June 2019	651	↑
Quarter ending September 2019	653	→
Variance since September 2018	5.8%	↑



ACTIVITY



Month	2019	2020
April	42	41
May	127	133
June	168	215
July	295	341
August	432	448
September	500	562
October	659	
November	755	
December	838	
January	952	
February	1,104	
March	1,279	
April	1,306	
May	1,307	
June	1,307	

QUALITY

	Quantity	Base Number	Contract	AT	Region	England
% of FP17s for the same patient ID Re-attending within 3 months - Children	12	425	2.8%	9.2%	10.8%	11.5%
% of FP17s for the same patient ID Re-attending within 3 months - Adults	0	0	N/A	14.8%	15.2%	15.4%
% of FP17s for the same patient ID Re-attending between 3 & 9 months - Children	293	425	68.9%	61.5%	62.2%	59.7%
% of FP17s for the same patient ID Re-attending between 3 & 9 months - Adults	0	0	N/A	52.4%	52.9%	51.7%
% of FP17s for Band 1 Urgent Courses	0	412	0.0%	9.3%	9.7%	9.2%
% of FP17s Relating to Free Repair or Replacements	0	412	0.0%	0.5%	0.6%	0.7%
% of FP17s Relating to Continuations	0	412	0.0%	0.7%	0.7%	0.8%
% of Patients satisfied with the dentistry they have received	0	0	N/A	93.6%	93.6%	93.5%
% of Patients satisfied with the time they had to wait for an appointment	0	0	N/A	88.5%	86.3%	87.4%

* This is based on patients treated on this contract for their most recent course of treatment.

Figures in italics indicate the base number of FP17s or Patient Questionnaire responses are less than 100. N/A is shown where the base number of responses is less than 10 during the period. % is calculated as Quantity/Base number*100

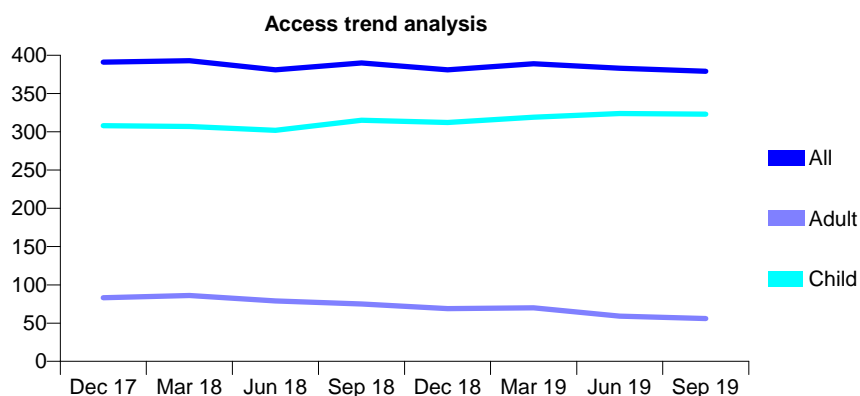
Q68 - Vital Signs At a Glance Contract Report for 253529/0002 - September 2019

Name or company name	Walton Dental Surgery
Contract type name	GDS Contract
Purpose of contract	General
Contract start date	01/11/2006
Contract end date	

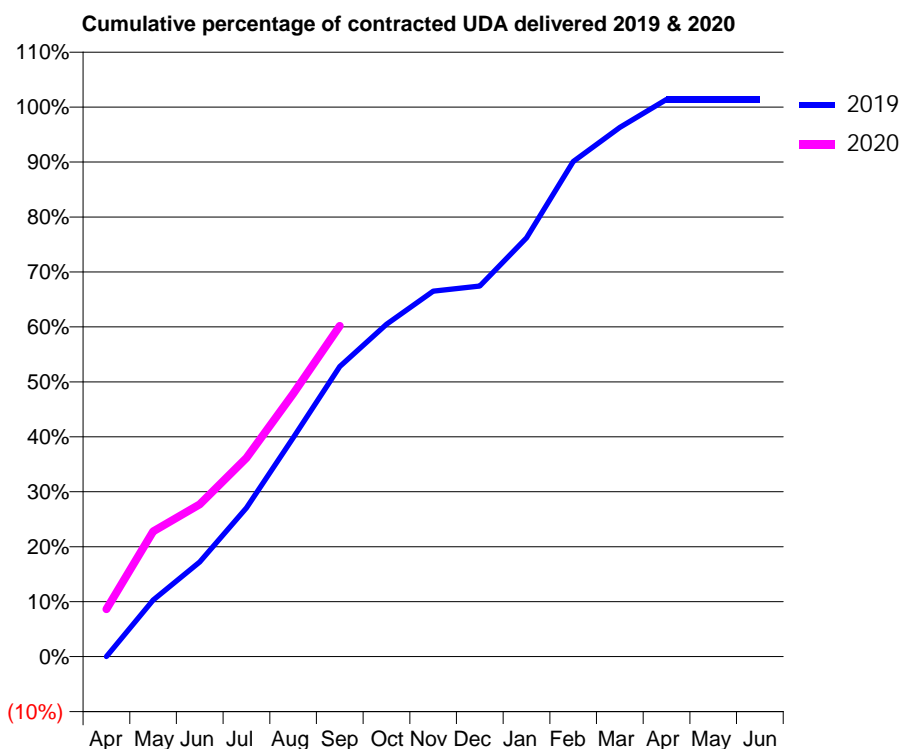
19/20 Contracted general activity (UDA)	650
Carry forward general activity (UDA)	0
19/20 Contracted orthodontic activity (UOA)	0
Carry forward orthodontic activity (UOA)	0
Baseline contract value	£14,953.43

ACCESS*

Patients seen in 24 months	Total	Change since previous quarter
Quarter ending September 2018	390	
Quarter ending December 2018	381	↓
Quarter ending March 2019	389	↑
Quarter ending June 2019	383	↓
Quarter ending September 2019	379	↓
Variance since September 2018	(2.8%)	↓



ACTIVITY



Month	Adjusted Scheduled Activity (UDA)	
	2019	2020
April	0	56
May	67	148
June	112	180
July	176	235
August	259	311
September	343	391
October	393	
November	432	
December	438	
January	495	
February	586	
March	626	
April	659	
May	659	
June	659	

QUALITY

	Quantity	Base Number	Contract	AT	Region	England
% of FP17s for the same patient ID Re-attending within 3 months - Children	18	243	7.4%	9.2%	10.8%	11.5%
% of FP17s for the same patient ID Re-attending within 3 months - Adults	0	5	0.0%	14.8%	15.2%	15.4%
% of FP17s for the same patient ID Re-attending between 3 & 9 months - Children	105	243	43.2%	61.5%	62.2%	59.7%
% of FP17s for the same patient ID Re-attending between 3 & 9 months - Adults	2	5	40.0%	52.4%	52.9%	51.7%
% of FP17s for Band 1 Urgent Courses	6	236	2.5%	9.3%	9.7%	9.2%
% of FP17s Relating to Free Repair or Replacements	0	236	0.0%	0.5%	0.6%	0.7%
% of FP17s Relating to Continuations	2	236	0.8%	0.7%	0.7%	0.8%
% of Patients satisfied with the dentistry they have received	0	0	N/A	93.6%	93.6%	93.5%
% of Patients satisfied with the time they had to wait for an appointment	0	0	N/A	88.5%	86.3%	87.4%

* This is based on patients treated on this contract for their most recent course of treatment. Figures in italics indicate the base number of FP17s or Patient Questionnaire responses are less than 100. N/A is shown where the base number of responses is less than 10 during the period. % is calculated as Quantity/Base number*100

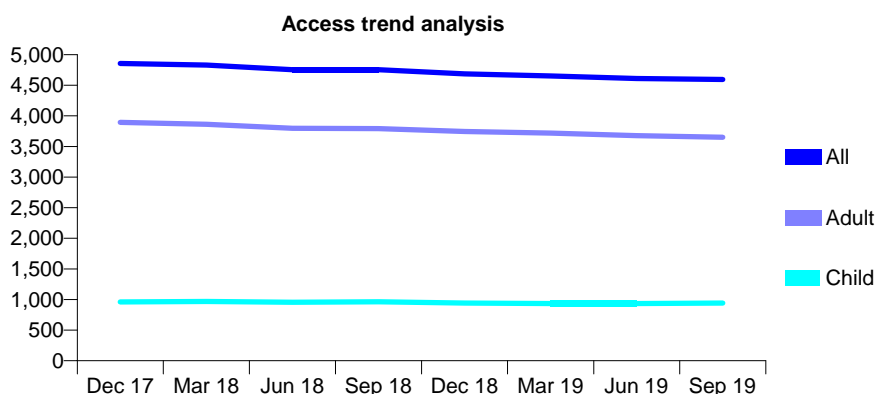
Q68 - Vital Signs At a Glance Contract Report for 253634/0002 - September 2019

Name or company name	MR K CHRISTIAN
Contract type name	GDS Contract
Purpose of contract	General
Contract start date	01/04/2006
Contract end date	

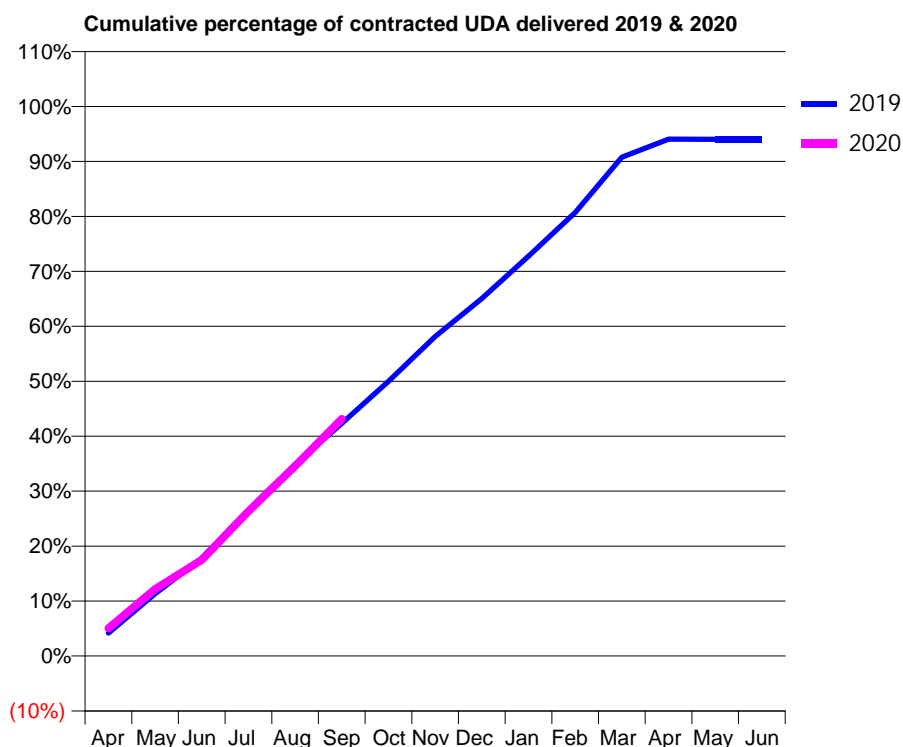
19/20 Contracted general activity (UDA)	12,660
Carry forward general activity (UDA)	0
19/20 Contracted orthodontic activity (UOA)	0
Carry forward orthodontic activity (UOA)	0
Baseline contract value	£291,246.64

ACCESS*

Patients seen in 24 months	Total	Change since previous quarter
Quarter ending September 2018	4,754	
Quarter ending December 2018	4,688	↓
Quarter ending March 2019	4,653	→
Quarter ending June 2019	4,612	→
Quarter ending September 2019	4,593	→
Variance since September 2018	(3.4%)	↓



ACTIVITY



Month	Adjusted Scheduled Activity (UDA)	
	2019	2020
April	531	639
May	1,435	1,545
June	2,257	2,214
July	3,360	3,334
August	4,415	4,380
September	5,360	5,465
October	6,328	
November	7,362	
December	8,236	
January	9,212	
February	10,220	
March	11,489	
April	11,906	
May	11,903	
June	11,903	

QUALITY

	Quantity	Base Number	Contract	AT	Region	England
% of FP17s for the same patient ID Re-attending within 3 months - Children	43	794	5.4%	9.2%	10.8%	11.5%
% of FP17s for the same patient ID Re-attending within 3 months - Adults	343	2,944	11.7%	14.8%	15.2%	15.4%
% of FP17s for the same patient ID Re-attending between 3 & 9 months - Children	543	794	68.4%	61.5%	62.2%	59.7%
% of FP17s for the same patient ID Re-attending between 3 & 9 months - Adults	2,003	2,944	68.0%	52.4%	52.9%	51.7%
% of FP17s for Band 1 Urgent Courses	211	3,514	6.0%	9.3%	9.7%	9.2%
% of FP17s Relating to Free Repair or Replacements	13	3,514	0.4%	0.5%	0.6%	0.7%
% of FP17s Relating to Continuations	16	3,514	0.5%	0.7%	0.7%	0.8%
% of Patients satisfied with the dentistry they have received	3	4	N/A	93.6%	93.6%	93.5%
% of Patients satisfied with the time they had to wait for an appointment	3	4	N/A	88.5%	86.3%	87.4%

* This is based on patients treated on this contract for their most recent course of treatment. Figures in italics indicate the base number of FP17s or Patient Questionnaire responses are less than 100. N/A is shown where the base number of responses is less than 10 during the period. % is calculated as Quantity/Base number*100

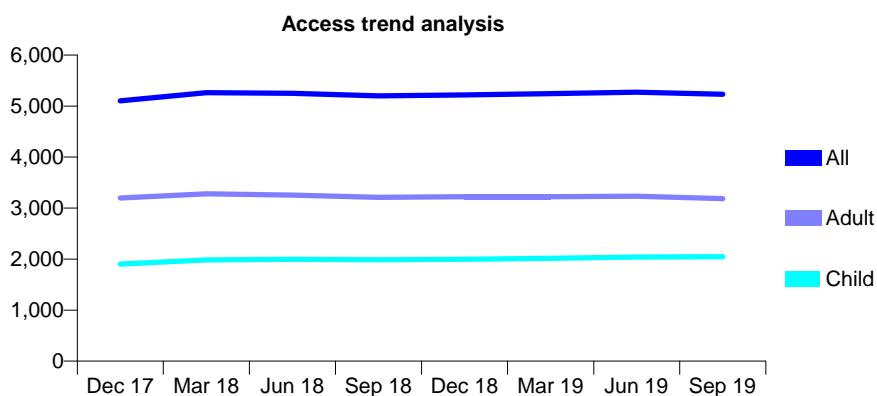
Q68 - Vital Signs At a Glance Contract Report for 262803/0004 - September 2019

Name or company name	MR SA BUTT
Contract type name	GDS Contract
Purpose of contract	General
Contract start date	01/04/2006
Contract end date	

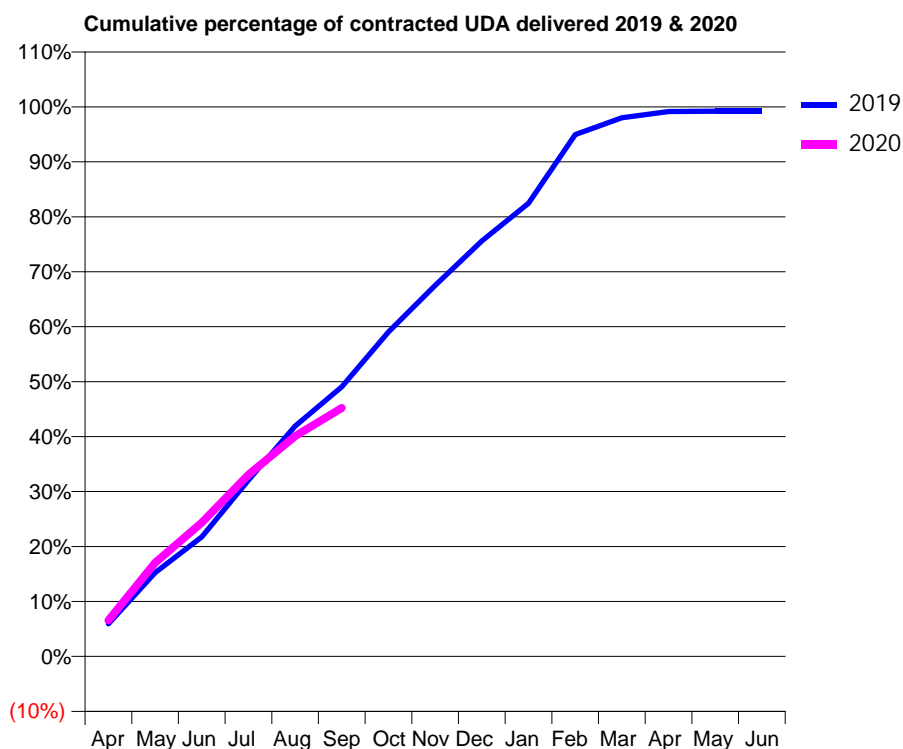
19/20 Contracted general activity (UDA)	8,741
Carry forward general activity (UDA)	68
19/20 Contracted orthodontic activity (UOA)	0
Carry forward orthodontic activity (UOA)	0
Baseline contract value	£206,909.01

ACCESS*

Patients seen in 24 months	Total	Change since previous quarter
Quarter ending September 2018	5,199	
Quarter ending December 2018	5,220	→
Quarter ending March 2019	5,242	→
Quarter ending June 2019	5,272	→
Quarter ending September 2019	5,230	→
Variance since September 2018	0.6%	→



ACTIVITY



Month	2019	2020
April	518	575
May	1,333	1,491
June	1,902	2,126
July	2,802	2,889
August	3,665	3,504
September	4,289	3,952
October	5,162	
November	5,902	
December	6,606	
January	7,209	
February	8,299	
March	8,566	
April	8,667	
May	8,672	
June	8,673	

QUALITY

	Quantity	Base Number	Contract	AT	Region	England
% of FP17s for the same patient ID Re-attending within 3 months - Children	118	1,467	8.0%	9.2%	10.8%	11.5%
% of FP17s for the same patient ID Re-attending within 3 months - Adults	207	1,745	11.9%	14.8%	15.2%	15.4%
% of FP17s for the same patient ID Re-attending between 3 & 9 months - Children	797	1,467	54.3%	61.5%	62.2%	59.7%
% of FP17s for the same patient ID Re-attending between 3 & 9 months - Adults	736	1,745	42.2%	52.4%	52.9%	51.7%
% of FP17s for Band 1 Urgent Courses	207	2,100	9.9%	9.3%	9.7%	9.2%
% of FP17s Relating to Free Repair or Replacements	9	2,100	0.4%	0.5%	0.6%	0.7%
% of FP17s Relating to Continuations	2	2,100	0.1%	0.7%	0.7%	0.8%
% of Patients satisfied with the dentistry they have received	0	0	N/A	93.6%	93.6%	93.5%
% of Patients satisfied with the time they had to wait for an appointment	0	0	N/A	88.5%	86.3%	87.4%

* This is based on patients treated on this contract for their most recent course of treatment. Figures in italics indicate the base number of FP17s or Patient Questionnaire responses are less than 100. N/A is shown where the base number of responses is less than 10 during the period. % is calculated as Quantity/Base number*100

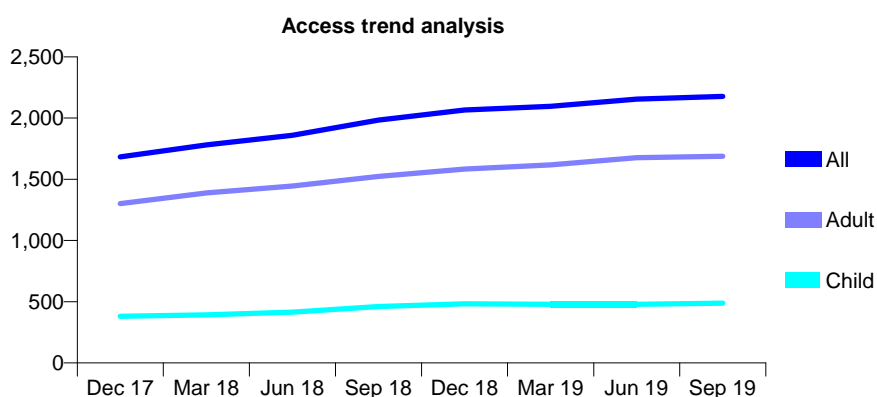
Q68 - Vital Signs At a Glance Contract Report for 263656/0004 - September 2019

Name or company name	Sarah Almashat
Contract type name	GDS Contract
Purpose of contract	General
Contract start date	01/09/2011
Contract end date	

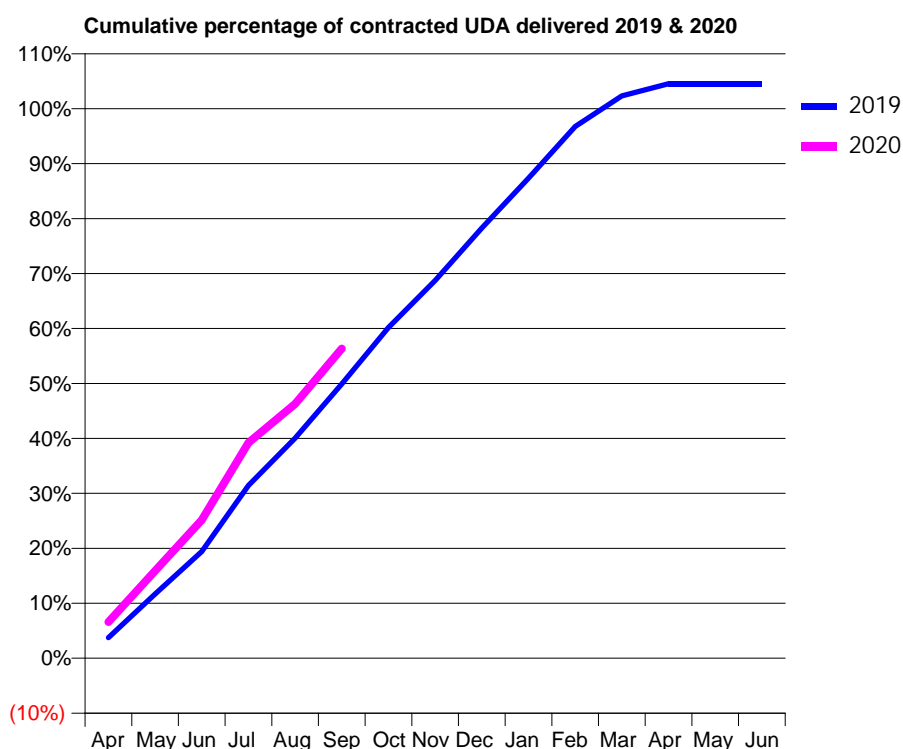
19/20 Contracted general activity (UDA)	5,000
Carry forward general activity (UDA)	0
19/20 Contracted orthodontic activity (UOA)	0
Carry forward orthodontic activity (UOA)	0
Baseline contract value	£132,265.22

ACCESS*

Patients seen in 24 months	Total	Change since previous quarter
Quarter ending September 2018	1,984	
Quarter ending December 2018	2,066	↑
Quarter ending March 2019	2,096	→
Quarter ending June 2019	2,155	↑
Quarter ending September 2019	2,177	→
Variance since September 2018	9.7%	↑



ACTIVITY



Month	2019	2020
April	188	329
May	586	797
June	971	1,258
July	1,572	1,960
August	2,003	2,315
September	2,496	2,817
October	3,009	
November	3,437	
December	3,914	
January	4,367	
February	4,839	
March	5,116	
April	5,226	
May	5,226	
June	5,226	

QUALITY

	Quantity	Base Number	Contract	AT	Region	England
% of FP17s for the same patient ID Re-attending within 3 months - Children	23	354	6.5%	9.2%	10.8%	11.5%
% of FP17s for the same patient ID Re-attending within 3 months - Adults	140	1,198	11.7%	14.8%	15.2%	15.4%
% of FP17s for the same patient ID Re-attending between 3 & 9 months - Children	217	354	61.3%	61.5%	62.2%	59.7%
% of FP17s for the same patient ID Re-attending between 3 & 9 months - Adults	669	1,198	55.8%	52.4%	52.9%	51.7%
% of FP17s for Band 1 Urgent Courses	125	1,493	8.4%	9.3%	9.7%	9.2%
% of FP17s Relating to Free Repair or Replacements	0	1,493	0.0%	0.5%	0.6%	0.7%
% of FP17s Relating to Continuations	18	1,493	1.2%	0.7%	0.7%	0.8%
% of Patients satisfied with the dentistry they have received	1	1	N/A	93.6%	93.6%	93.5%
% of Patients satisfied with the time they had to wait for an appointment	1	1	N/A	88.5%	86.3%	87.4%

* This is based on patients treated on this contract for their most recent course of treatment.

Figures in italics indicate the base number of FP17s or Patient Questionnaire responses are less than 100. N/A is shown where the base number of responses is less than 10 during the period. % is calculated as Quantity/Base number*100

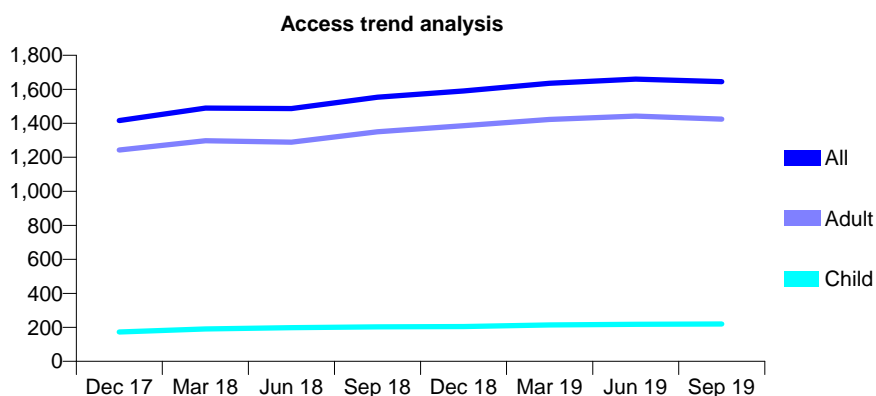
Q68 - Vital Signs At a Glance Contract Report for 268763/0002 - September 2019

Name or company name	MR KR MAYALL
Contract type name	GDS Contract
Purpose of contract	General
Contract start date	01/10/2012
Contract end date	

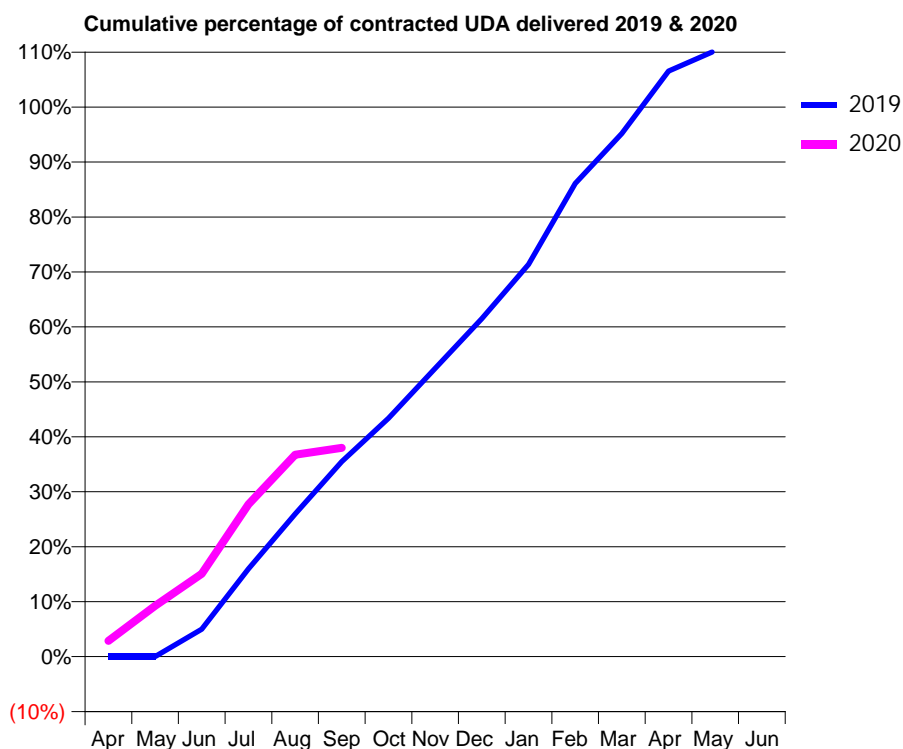
19/20 Contracted general activity (UDA)	4,778
Carry forward general activity (UDA)	0
19/20 Contracted orthodontic activity (UOA)	0
Carry forward orthodontic activity (UOA)	0
Baseline contract value	£139,553.46

ACCESS*

Patients seen in 24 months	Total	Change since previous quarter
Quarter ending September 2018	1,553	
Quarter ending December 2018	1,590	↑
Quarter ending March 2019	1,636	↑
Quarter ending June 2019	1,660	→
Quarter ending September 2019	1,645	→
Variance since September 2018	5.9%	↑



ACTIVITY



Month	Adjusted Scheduled Activity (UDA)	
	2019	2020
April	0	137
May	0	442
June	238	721
July	764	1,325
August	1,240	1,755
September	1,695	1,815
October	2,072	
November	2,507	
December	2,939	
January	3,409	
February	4,114	
March	4,549	
April	5,091	
May	5,268	
June	5,387	

QUALITY

	Quantity	Base Number	Contract	AT	Region	England
% of FP17s for the same patient ID Re-attending within 3 months - Children	8	126	6.3%	9.2%	10.8%	11.5%
% of FP17s for the same patient ID Re-attending within 3 months - Adults	97	692	14.0%	14.8%	15.2%	15.4%
% of FP17s for the same patient ID Re-attending between 3 & 9 months - Children	51	126	40.5%	61.5%	62.2%	59.7%
% of FP17s for the same patient ID Re-attending between 3 & 9 months - Adults	234	692	33.8%	52.4%	52.9%	51.7%
% of FP17s for Band 1 Urgent Courses	69	570	12.1%	9.3%	9.7%	9.2%
% of FP17s Relating to Free Repair or Replacements	2	570	0.4%	0.5%	0.6%	0.7%
% of FP17s Relating to Continuations	0	570	0.0%	0.7%	0.7%	0.8%
% of Patients satisfied with the dentistry they have received	0	0	N/A	93.6%	93.6%	93.5%
% of Patients satisfied with the time they had to wait for an appointment	0	0	N/A	88.5%	86.3%	87.4%

* This is based on patients treated on this contract for their most recent course of treatment. Figures in italics indicate the base number of FP17s or Patient Questionnaire responses are less than 100. N/A is shown where the base number of responses is less than 10 during the period. % is calculated as Quantity/Base number*100

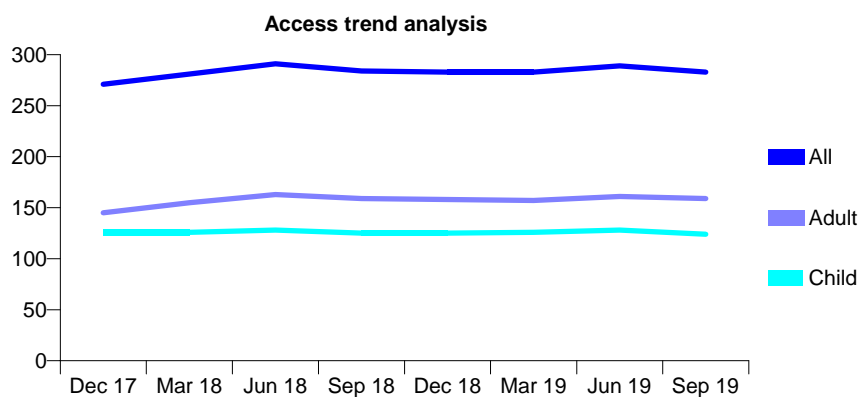
Q68 - Vital Signs At a Glance Contract Report for 272388/0001 - September 2019

Name or company name	MISS B LOGAN
Contract type name	GDS Contract
Purpose of contract	General
Contract start date	17/06/2011
Contract end date	

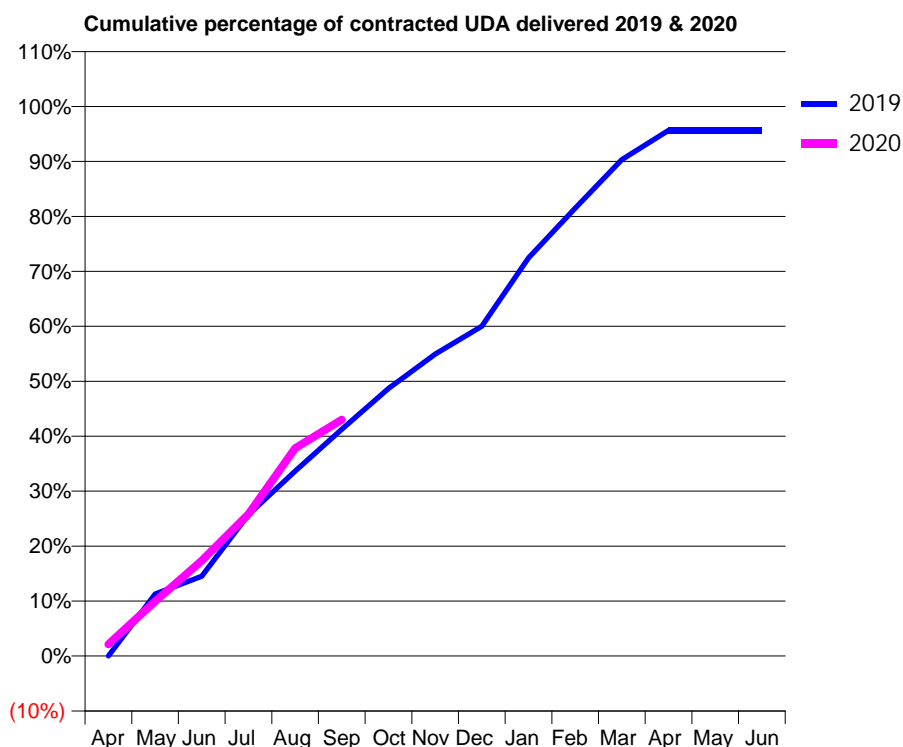
19/20 Contracted general activity (UDA)	662
Carry forward general activity (UDA)	0
19/20 Contracted orthodontic activity (UOA)	0
Carry forward orthodontic activity (UOA)	0
Baseline contract value	£16,035.35

ACCESS*

Patients seen in 24 months	Total	Change since previous quarter
Quarter ending September 2018	284	
Quarter ending December 2018	283	→
Quarter ending March 2019	283	→
Quarter ending June 2019	289	↑
Quarter ending September 2019	283	↓
Variance since September 2018	(0.4%)	→



ACTIVITY



Month	Adjusted Scheduled Activity (UDA)	
	2019	2020
April	0	14
May	75	66
June	96	115
July	170	171
August	223	250
September	273	285
October	322	
November	364	
December	397	
January	480	
February	540	
March	598	
April	633	
May	633	
June	633	

QUALITY

	Quantity	Base Number	Contract	AT	Region	England
% of FP17s for the same patient ID Re-attending within 3 months - Children	6	95	6.3%	9.2%	10.8%	11.5%
% of FP17s for the same patient ID Re-attending within 3 months - Adults	15	110	13.6%	14.8%	15.2%	15.4%
% of FP17s for the same patient ID Re-attending between 3 & 9 months - Children	64	95	67.4%	61.5%	62.2%	59.7%
% of FP17s for the same patient ID Re-attending between 3 & 9 months - Adults	73	110	66.4%	52.4%	52.9%	51.7%
% of FP17s for Band 1 Urgent Courses	14	189	7.4%	9.3%	9.7%	9.2%
% of FP17s Relating to Free Repair or Replacements	0	189	0.0%	0.5%	0.6%	0.7%
% of FP17s Relating to Continuations	0	189	0.0%	0.7%	0.7%	0.8%
% of Patients satisfied with the dentistry they have received	0	0	N/A	93.6%	93.6%	93.5%
% of Patients satisfied with the time they had to wait for an appointment	0	0	N/A	88.5%	86.3%	87.4%

* This is based on patients treated on this contract for their most recent course of treatment. Figures in italics indicate the base number of FP17s or Patient Questionnaire responses are less than 100. N/A is shown where the base number of responses is less than 10 during the period. % is calculated as Quantity/Base number*100

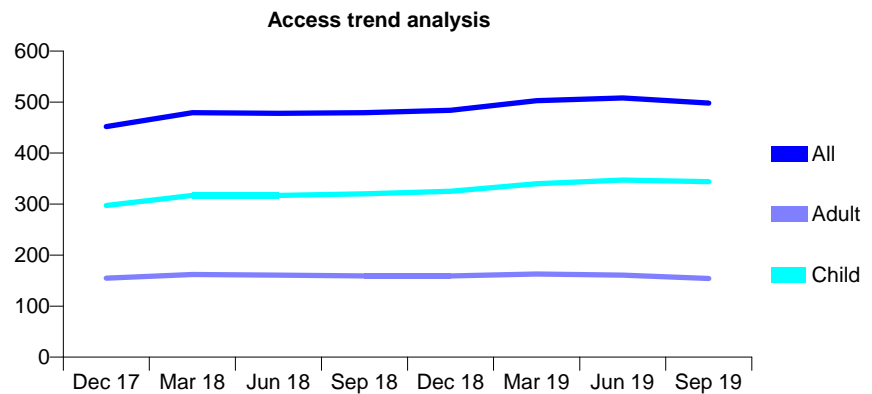
Q68 - Vital Signs At a Glance Contract Report for 274089/0001 - September 2019

Name or company name	MR CJ METZNER
Contract type name	GDS Contract
Purpose of contract	General
Contract start date	19/12/2014
Contract end date	

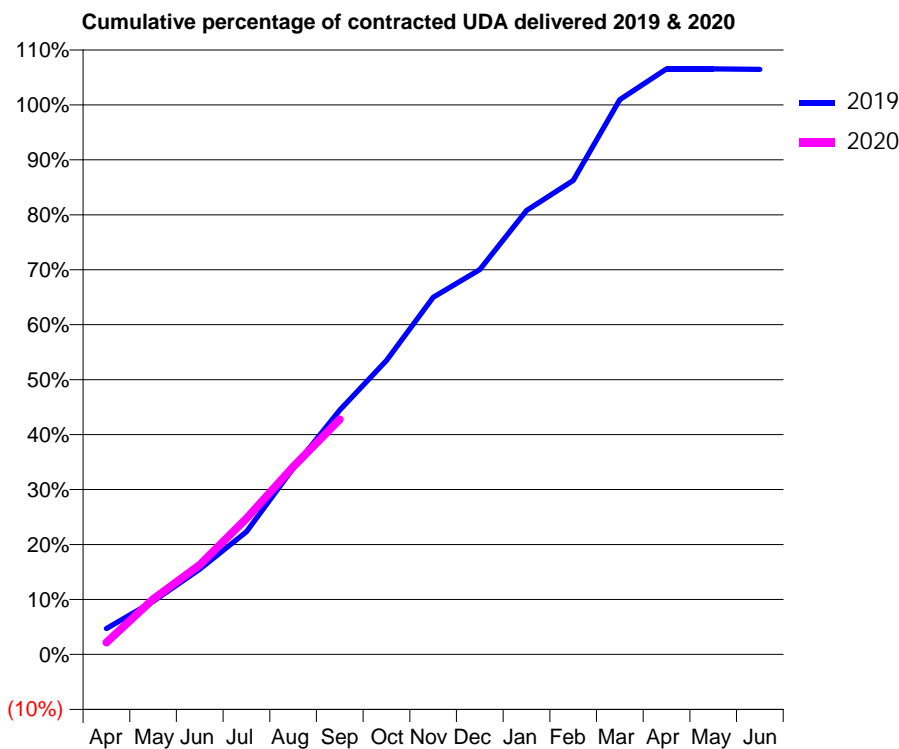
19/20 Contracted general activity (UDA)	1,023
Carry forward general activity (UDA)	0
19/20 Contracted orthodontic activity (UOA)	0
Carry forward orthodontic activity (UOA)	0
Baseline contract value	£24,935.24

ACCESS*

Patients seen in 24 months	Total	Change since previous quarter
Quarter ending September 2018	479	
Quarter ending December 2018	484	→
Quarter ending March 2019	503	↑
Quarter ending June 2019	508	→
Quarter ending September 2019	498	↓
Variance since September 2018	4.0%	↑



ACTIVITY



Month	Adjusted Scheduled Activity (UDA)	
	2019	2020
April	48	22
May	99	103
June	159	167
July	229	253
August	347	349
September	455	438
October	547	
November	665	
December	716	
January	826	
February	882	
March	1,033	
April	1,090	
May	1,090	
June	1,089	

QUALITY

	Quantity	Base Number	Contract	AT	Region	England
% of FP17s for the same patient ID Re-attending within 3 months - Children	19	289	6.6%	9.2%	10.8%	11.5%
% of FP17s for the same patient ID Re-attending within 3 months - Adults	3	83	3.6%	14.8%	15.2%	15.4%
% of FP17s for the same patient ID Re-attending between 3 & 9 months - Children	179	289	61.9%	61.5%	62.2%	59.7%
% of FP17s for the same patient ID Re-attending between 3 & 9 months - Adults	53	83	63.9%	52.4%	52.9%	51.7%
% of FP17s for Band 1 Urgent Courses	13	335	3.9%	9.3%	9.7%	9.2%
% of FP17s Relating to Free Repair or Replacements	0	335	0.0%	0.5%	0.6%	0.7%
% of FP17s Relating to Continuations	0	335	0.0%	0.7%	0.7%	0.8%
% of Patients satisfied with the dentistry they have received	0	0	N/A	93.6%	93.6%	93.5%
% of Patients satisfied with the time they had to wait for an appointment	0	0	N/A	88.5%	86.3%	87.4%

* This is based on patients treated on this contract for their most recent course of treatment. Figures in italics indicate the base number of FP17s or Patient Questionnaire responses are less than 100. N/A is shown where the base number of responses is less than 10 during the period. % is calculated as Quantity/Base number*100

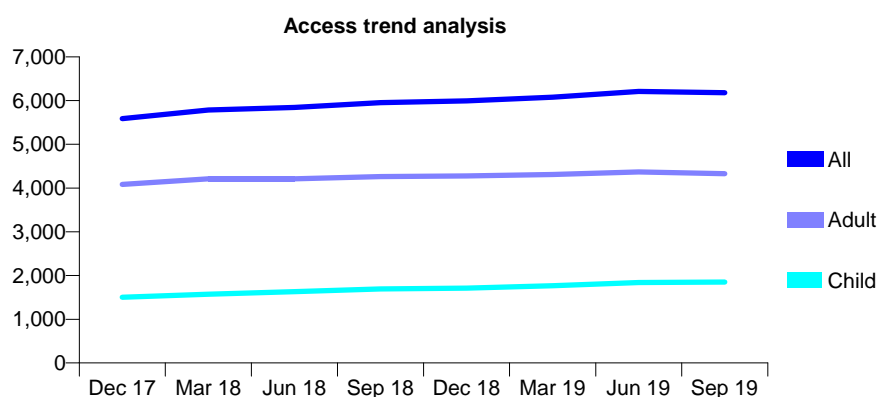
Q68 - Vital Signs At a Glance Contract Report for 274194/0001 - September 2019

Name or company name	MR S PATEL
Contract type name	GDS Contract
Purpose of contract	General
Contract start date	01/10/2008
Contract end date	

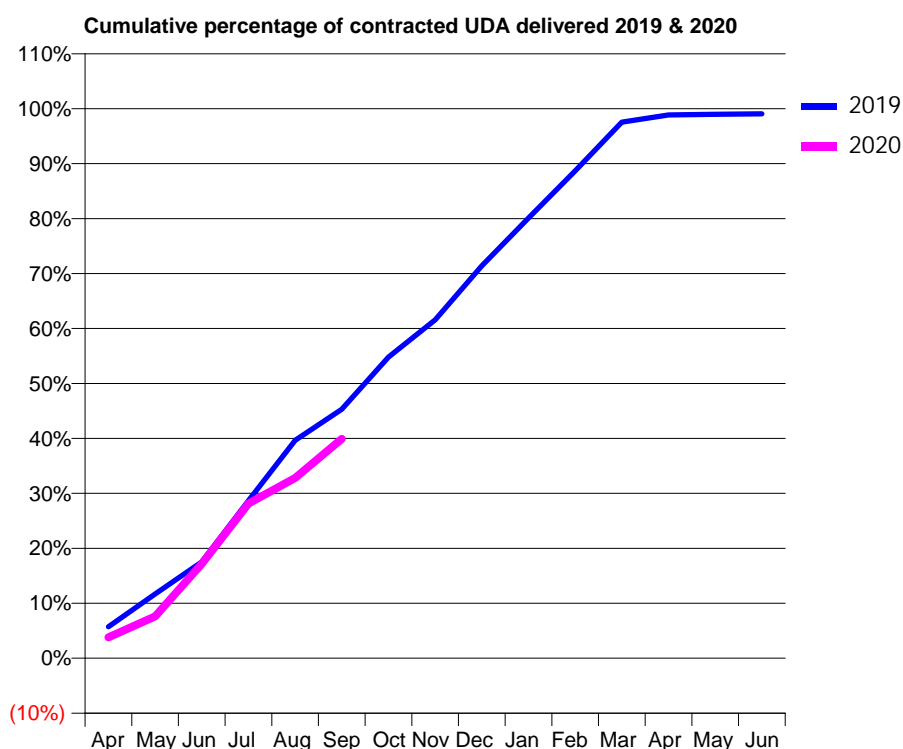
19/20 Contracted general activity (UDA)	11,881
Carry forward general activity (UDA)	109
19/20 Contracted orthodontic activity (UOA)	0
Carry forward orthodontic activity (UOA)	0
Baseline contract value	£273,280.35

ACCESS*

Patients seen in 24 months	Total	Change since previous quarter
Quarter ending September 2018	5,952	
Quarter ending December 2018	5,991	→
Quarter ending March 2019	6,078	→
Quarter ending June 2019	6,210	↑
Quarter ending September 2019	6,180	→
Variance since September 2018	3.8%	↑



ACTIVITY



Month	2019	2020
April	683	450
May	1,390	905
June	2,083	2,038
July	3,406	3,345
August	4,709	3,897
September	5,380	4,741
October	6,510	
November	7,315	
December	8,481	
January	9,517	
February	10,537	
March	11,589	
April	11,743	
May	11,758	
June	11,771	

QUALITY

	Quantity	Base Number	Contract	AT	Region	England
% of FP17s for the same patient ID Re-attending within 3 months - Children	104	1,283	8.1%	9.2%	10.8%	11.5%
% of FP17s for the same patient ID Re-attending within 3 months - Adults	297	2,425	12.2%	14.8%	15.2%	15.4%
% of FP17s for the same patient ID Re-attending between 3 & 9 months - Children	703	1,283	54.8%	61.5%	62.2%	59.7%
% of FP17s for the same patient ID Re-attending between 3 & 9 months - Adults	1,168	2,425	48.2%	52.4%	52.9%	51.7%
% of FP17s for Band 1 Urgent Courses	306	2,892	10.6%	9.3%	9.7%	9.2%
% of FP17s Relating to Free Repair or Replacements	33	2,892	1.1%	0.5%	0.6%	0.7%
% of FP17s Relating to Continuations	5	2,892	0.2%	0.7%	0.7%	0.8%
% of Patients satisfied with the dentistry they have received	1	1	N/A	93.6%	93.6%	93.5%
% of Patients satisfied with the time they had to wait for an appointment	1	1	N/A	88.5%	86.3%	87.4%

* This is based on patients treated on this contract for their most recent course of treatment.

Figures in italics indicate the base number of FP17s or Patient Questionnaire responses are less than 100. N/A is shown where the base number of responses is less than 10 during the period. % is calculated as Quantity/Base number*100

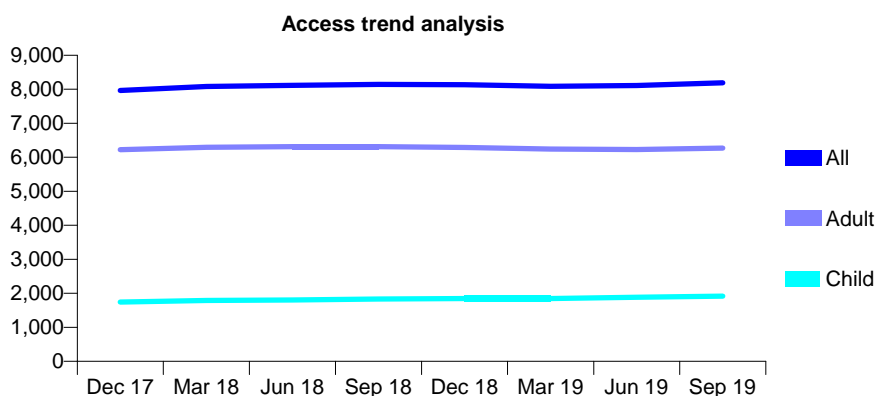
Q68 - Vital Signs At a Glance Contract Report for 274410/0001 - September 2019

Name or company name	MR HM PATEL
Contract type name	GDS Contract
Purpose of contract	General
Contract start date	01/04/2008
Contract end date	

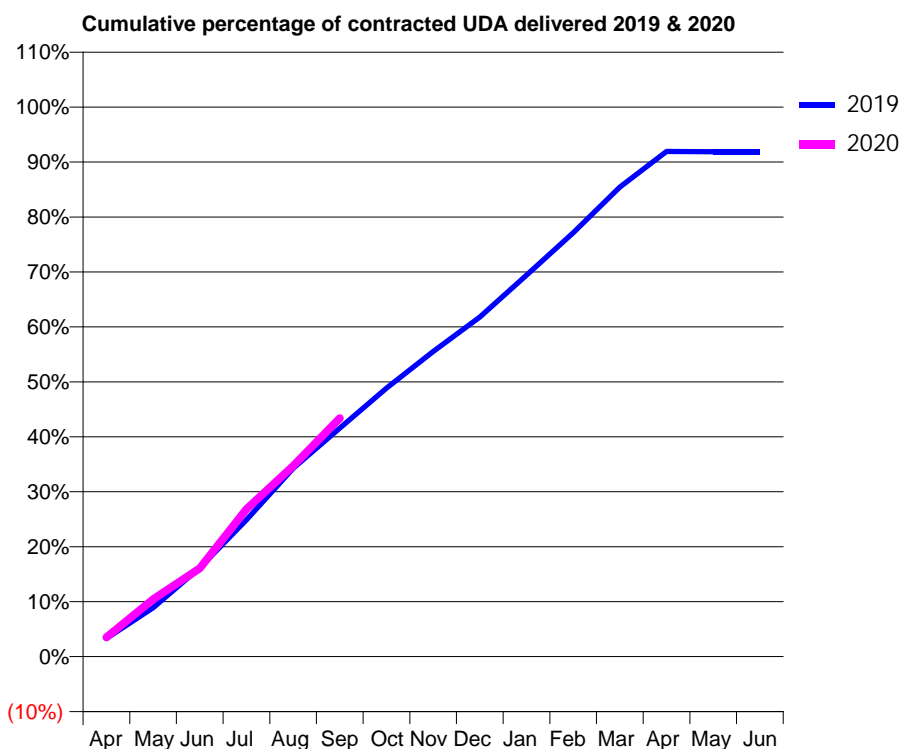
19/20 Contracted general activity (UDA)	18,808
Carry forward general activity (UDA)	0
19/20 Contracted orthodontic activity (UOA)	0
Carry forward orthodontic activity (UOA)	0
Baseline contract value	£507,145.90

ACCESS*

Patients seen in 24 months	Total	Change since previous quarter
Quarter ending September 2018	8,142	
Quarter ending December 2018	8,136	→
Quarter ending March 2019	8,088	→
Quarter ending June 2019	8,112	→
Quarter ending September 2019	8,189	→
Variance since September 2018	0.6%	→



ACTIVITY



Month	Adjusted Scheduled Activity (UDA)	
	2019	2020
April	621	660
May	1,673	1,966
June	3,038	3,018
July	4,683	5,047
August	6,442	6,525
September	7,821	8,158
October	9,192	
November	10,446	
December	11,624	
January	13,055	
February	14,509	
March	16,068	
April	17,290	
May	17,277	
June	17,275	

QUALITY

	Quantity	Base Number	Contract	AT	Region	England
% of FP17s for the same patient ID Re-attending within 3 months - Children	102	1,469	6.9%	9.2%	10.8%	11.5%
% of FP17s for the same patient ID Re-attending within 3 months - Adults	420	4,085	10.3%	14.8%	15.2%	15.4%
% of FP17s for the same patient ID Re-attending between 3 & 9 months - Children	873	1,469	59.4%	61.5%	62.2%	59.7%
% of FP17s for the same patient ID Re-attending between 3 & 9 months - Adults	2,277	4,085	55.7%	52.4%	52.9%	51.7%
% of FP17s for Band 1 Urgent Courses	455	5,098	8.9%	9.3%	9.7%	9.2%
% of FP17s Relating to Free Repair or Replacements	25	5,098	0.5%	0.5%	0.6%	0.7%
% of FP17s Relating to Continuations	9	5,098	0.2%	0.7%	0.7%	0.8%
% of Patients satisfied with the dentistry they have received	0	0	N/A	93.6%	93.6%	93.5%
% of Patients satisfied with the time they had to wait for an appointment	0	0	N/A	88.5%	86.3%	87.4%

* This is based on patients treated on this contract for their most recent course of treatment. Figures in italics indicate the base number of FP17s or Patient Questionnaire responses are less than 100. N/A is shown where the base number of responses is less than 10 during the period. % is calculated as Quantity/Base number*100

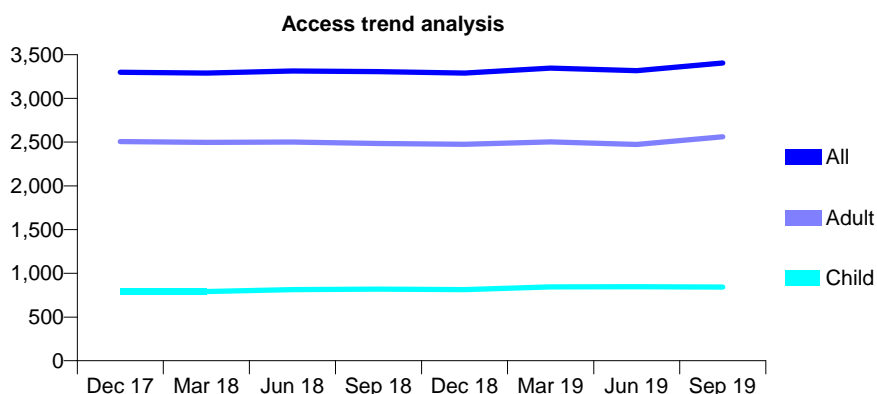
Q68 - Vital Signs At a Glance Contract Report for 275042/0001 - September 2019

Name or company name	MR MR TAKHAYORI
Contract type name	GDS Contract
Purpose of contract	General
Contract start date	01/04/2006
Contract end date	

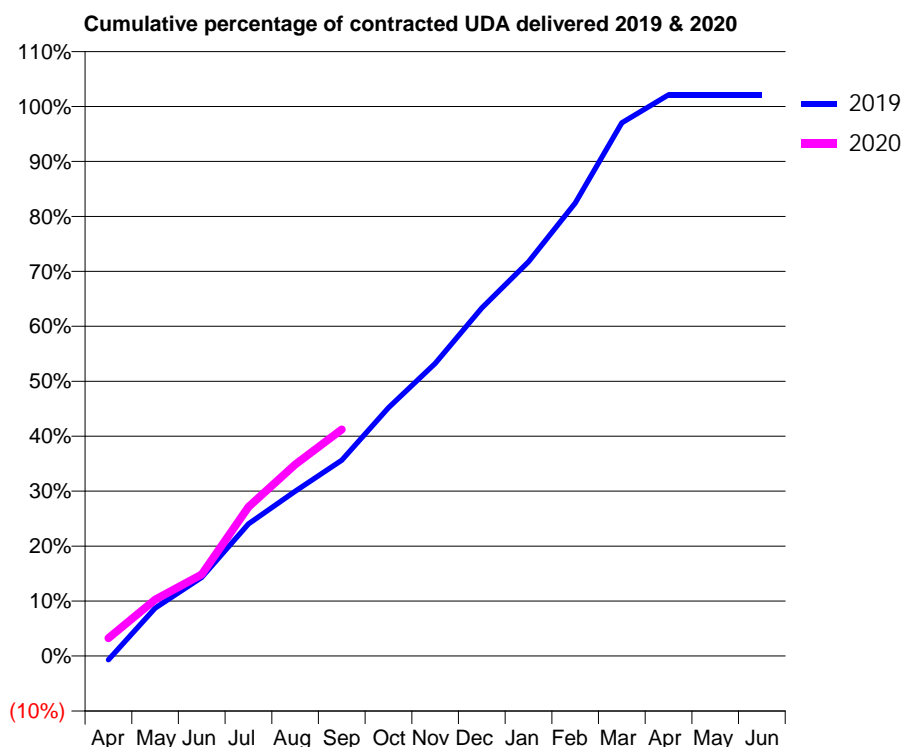
19/20 Contracted general activity (UDA)	10,916
Carry forward general activity (UDA)	0
19/20 Contracted orthodontic activity (UOA)	0
Carry forward orthodontic activity (UOA)	0
Baseline contract value	£332,072.70

ACCESS*

Patients seen in 24 months	Total	Change since previous quarter
Quarter ending September 2018	3,305	
Quarter ending December 2018	3,290	→
Quarter ending March 2019	3,346	→
Quarter ending June 2019	3,318	→
Quarter ending September 2019	3,404	↑
Variance since September 2018	3.0%	↑



ACTIVITY



Month	Adjusted Scheduled Activity (UDA)	
	2019	2020
April	-75	355
May	953	1,122
June	1,562	1,620
July	2,623	2,964
August	3,274	3,804
September	3,890	4,499
October	4,930	
November	5,813	
December	6,912	
January	7,831	
February	8,997	
March	10,592	
April	11,149	
May	11,149	
June	11,149	

QUALITY

	Quantity	Base Number	Contract	AT	Region	England
% of FP17s for the same patient ID Re-attending within 3 months - Children	36	494	7.3%	9.2%	10.8%	11.5%
% of FP17s for the same patient ID Re-attending within 3 months - Adults	308	1,650	18.7%	14.8%	15.2%	15.4%
% of FP17s for the same patient ID Re-attending between 3 & 9 months - Children	244	494	49.4%	61.5%	62.2%	59.7%
% of FP17s for the same patient ID Re-attending between 3 & 9 months - Adults	724	1,650	43.9%	52.4%	52.9%	51.7%
% of FP17s for Band 1 Urgent Courses	325	1,932	16.8%	9.3%	9.7%	9.2%
% of FP17s Relating to Free Repair or Replacements	5	1,932	0.3%	0.5%	0.6%	0.7%
% of FP17s Relating to Continuations	13	1,932	0.7%	0.7%	0.7%	0.8%
% of Patients satisfied with the dentistry they have received	1	1	N/A	93.6%	93.6%	93.5%
% of Patients satisfied with the time they had to wait for an appointment	1	1	N/A	88.5%	86.3%	87.4%

* This is based on patients treated on this contract for their most recent course of treatment. Figures in italics indicate the base number of FP17s or Patient Questionnaire responses are less than 100. N/A is shown where the base number of responses is less than 10 during the period. % is calculated as Quantity/Base number*100

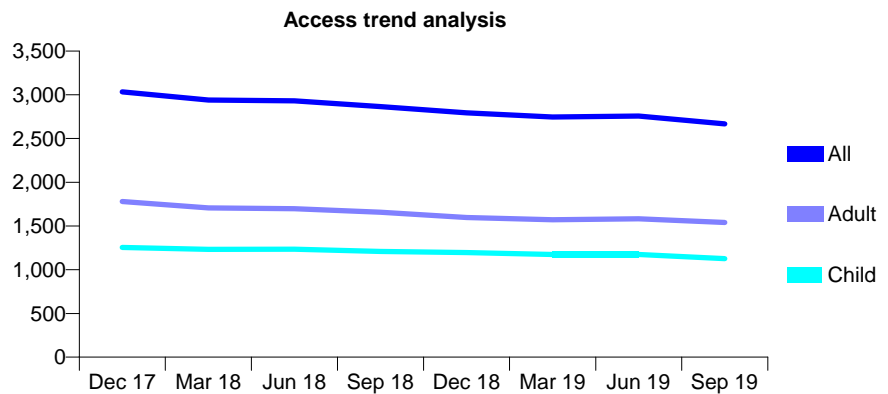
Q68 - Vital Signs At a Glance Contract Report for 287741/0001 - September 2019

Name or company name	MISS T MOTALLEB ZADEH
Contract type name	GDS Contract
Purpose of contract	General
Contract start date	01/11/2010
Contract end date	

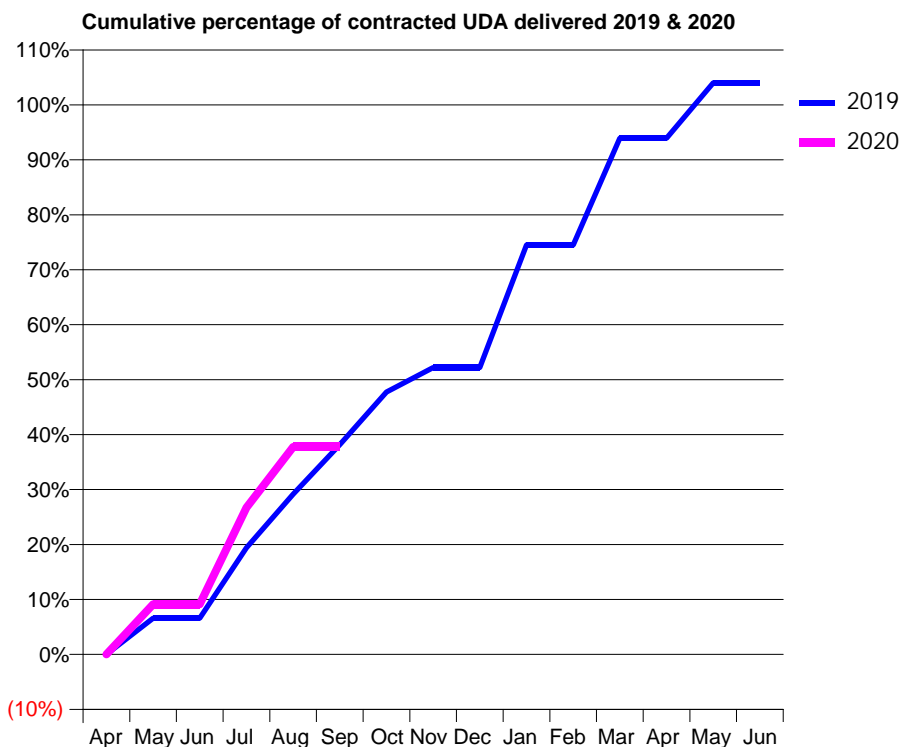
19/20 Contracted general activity (UDA)	6,974
Carry forward general activity (UDA)	0
19/20 Contracted orthodontic activity (UOA)	0
Carry forward orthodontic activity (UOA)	0
Baseline contract value	£182,309.91

ACCESS*

Patients seen in 24 months	Total	Change since previous quarter
Quarter ending September 2018	2,865	
Quarter ending December 2018	2,793	↓
Quarter ending March 2019	2,746	↓
Quarter ending June 2019	2,756	→
Quarter ending September 2019	2,667	↓
Variance since September 2018	(6.9%)	↓



ACTIVITY



Month	Adjusted Scheduled Activity (UDA)	
	2019	2020
April	0	0
May	462	637
June	462	637
July	1,353	1,864
August	2,033	2,635
September	2,662	2,635
October	3,330	
November	3,642	
December	3,642	
January	5,196	
February	5,196	
March	6,551	
April	6,551	
May	7,253	
June	7,253	

QUALITY

	Quantity	Base Number	Contract	AT	Region	England
% of FP17s for the same patient ID Re-attending within 3 months - Children	49	760	6.4%	9.2%	10.8%	11.5%
% of FP17s for the same patient ID Re-attending within 3 months - Adults	109	1,020	10.7%	14.8%	15.2%	15.4%
% of FP17s for the same patient ID Re-attending between 3 & 9 months - Children	479	760	63.0%	61.5%	62.2%	59.7%
% of FP17s for the same patient ID Re-attending between 3 & 9 months - Adults	600	1,020	58.8%	52.4%	52.9%	51.7%
% of FP17s for Band 1 Urgent Courses	98	1,393	7.0%	9.3%	9.7%	9.2%
% of FP17s Relating to Free Repair or Replacements	3	1,393	0.2%	0.5%	0.6%	0.7%
% of FP17s Relating to Continuations	3	1,393	0.2%	0.7%	0.7%	0.8%
% of Patients satisfied with the dentistry they have received	0	0	N/A	93.6%	93.6%	93.5%
% of Patients satisfied with the time they had to wait for an appointment	0	0	N/A	88.5%	86.3%	87.4%

* This is based on patients treated on this contract for their most recent course of treatment. Figures in italics indicate the base number of FP17s or Patient Questionnaire responses are less than 100. N/A is shown where the base number of responses is less than 10 during the period. % is calculated as Quantity/Base number*100

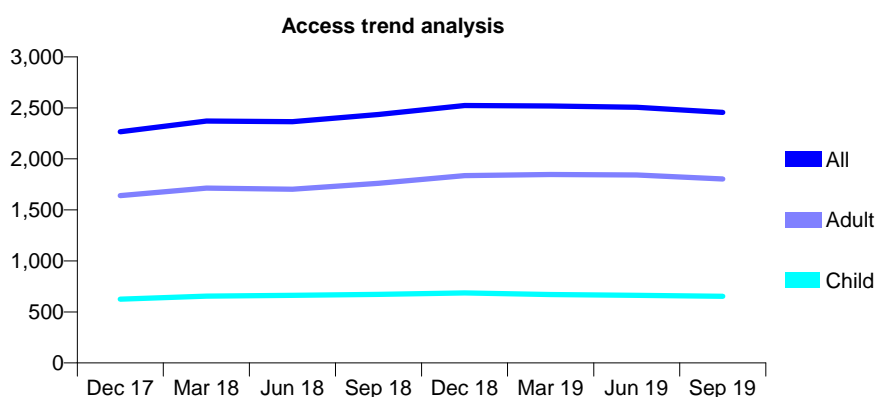
Q68 - Vital Signs At a Glance Contract Report for 296341/0001 - September 2019

Name or company name	MR AP FENECH
Contract type name	GDS Contract
Purpose of contract	General
Contract start date	01/04/2013
Contract end date	

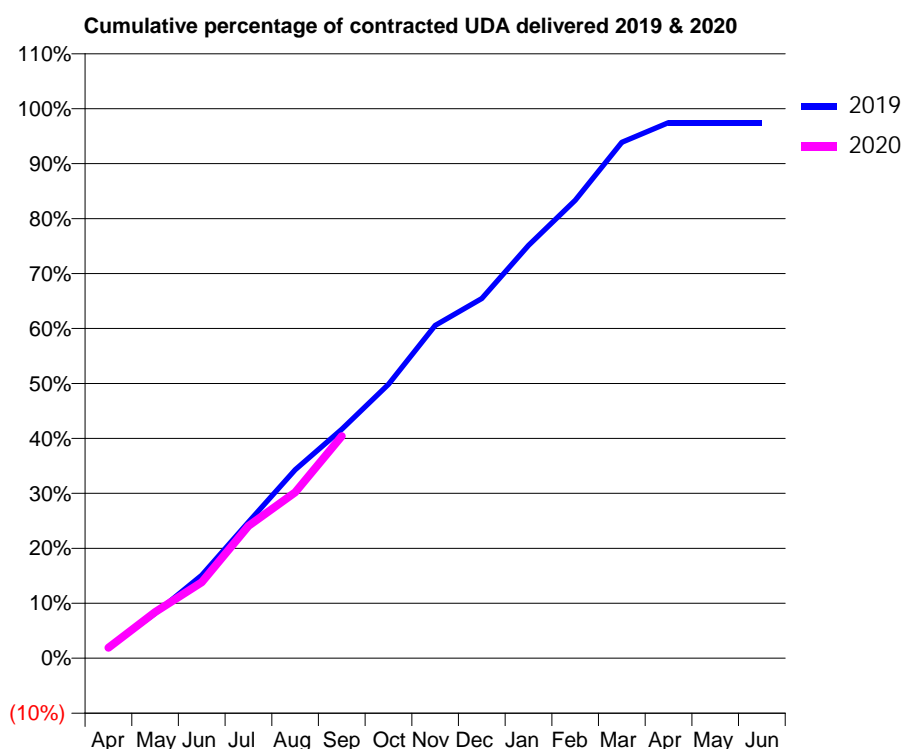
19/20 Contracted general activity (UDA)	7,083
Carry forward general activity (UDA)	178
19/20 Contracted orthodontic activity (UOA)	0
Carry forward orthodontic activity (UOA)	0
Baseline contract value	£185,258.60

ACCESS*

Patients seen in 24 months	Total	Change since previous quarter
Quarter ending September 2018	2,435	
Quarter ending December 2018	2,523	↑
Quarter ending March 2019	2,518	→
Quarter ending June 2019	2,506	→
Quarter ending September 2019	2,456	↓
Variance since September 2018	0.9%	→



ACTIVITY



Month	2019	2020
April	136	134
May	578	595
June	1,070	979
July	1,754	1,706
August	2,430	2,139
September	2,951	2,862
October	3,532	
November	4,289	
December	4,637	
January	5,321	
February	5,902	
March	6,649	
April	6,904	
May	6,904	
June	6,904	

QUALITY

	Quantity	Base Number	Contract	AT	Region	England
% of FP17s for the same patient ID Re-attending within 3 months - Children	33	501	6.6%	9.2%	10.8%	11.5%
% of FP17s for the same patient ID Re-attending within 3 months - Adults	182	1,246	14.6%	14.8%	15.2%	15.4%
% of FP17s for the same patient ID Re-attending between 3 & 9 months - Children	332	501	66.3%	61.5%	62.2%	59.7%
% of FP17s for the same patient ID Re-attending between 3 & 9 months - Adults	762	1,246	61.2%	52.4%	52.9%	51.7%
% of FP17s for Band 1 Urgent Courses	141	1,628	8.7%	9.3%	9.7%	9.2%
% of FP17s Relating to Free Repair or Replacements	18	1,628	1.1%	0.5%	0.6%	0.7%
% of FP17s Relating to Continuations	30	1,628	1.8%	0.7%	0.7%	0.8%
% of Patients satisfied with the dentistry they have received	1	1	N/A	93.6%	93.6%	93.5%
% of Patients satisfied with the time they had to wait for an appointment	1	1	N/A	88.5%	86.3%	87.4%

* This is based on patients treated on this contract for their most recent course of treatment. Figures in italics indicate the base number of FP17s or Patient Questionnaire responses are less than 100. N/A is shown where the base number of responses is less than 10 during the period. % is calculated as Quantity/Base number*100

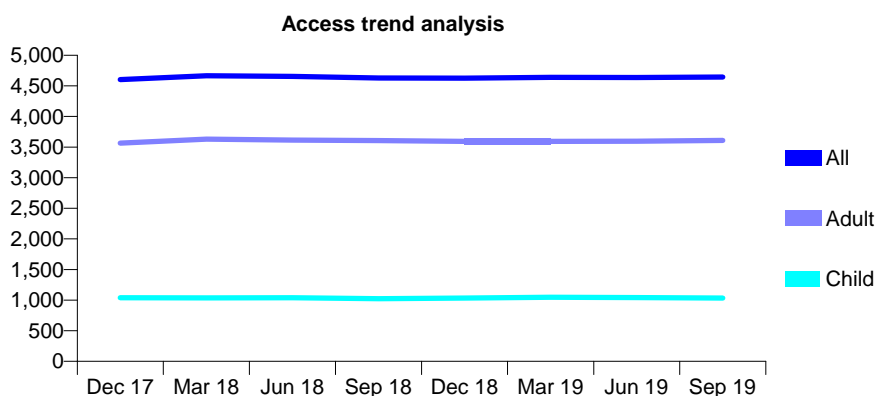
Q68 - Vital Signs At a Glance Contract Report for 297674/0001 - September 2019

Name or company name	MR SR PATEL
Contract type name	GDS Contract
Purpose of contract	General
Contract start date	25/12/2013
Contract end date	

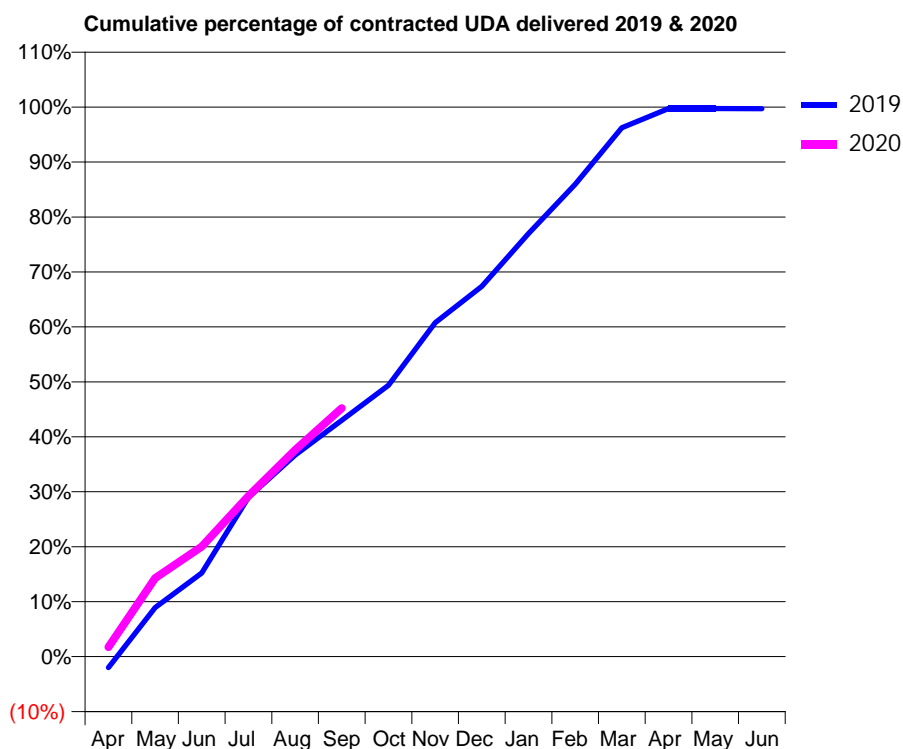
19/20 Contracted general activity (UDA)	14,000
Carry forward general activity (UDA)	42
19/20 Contracted orthodontic activity (UOA)	0
Carry forward orthodontic activity (UOA)	0
Baseline contract value	£354,005.04

ACCESS*

Patients seen in 24 months	Total	Change since previous quarter
Quarter ending September 2018	4,629	
Quarter ending December 2018	4,627	→
Quarter ending March 2019	4,639	→
Quarter ending June 2019	4,638	→
Quarter ending September 2019	4,644	→
Variance since September 2018	0.3%	→



ACTIVITY



Month	Adjusted Scheduled Activity (UDA)	
	2019	2020
April	-281	243
May	1,253	2,000
June	2,133	2,806
July	4,058	4,093
August	5,135	5,267
September	6,022	6,330
October	6,911	
November	8,505	
December	9,431	
January	10,779	
February	12,034	
March	13,472	
April	13,962	
May	13,961	
June	13,957	

QUALITY

	Quantity	Base Number	Contract	AT	Region	England
% of FP17s for the same patient ID Re-attending within 3 months - Children	64	890	7.2%	9.2%	10.8%	11.5%
% of FP17s for the same patient ID Re-attending within 3 months - Adults	295	2,583	11.4%	14.8%	15.2%	15.4%
% of FP17s for the same patient ID Re-attending between 3 & 9 months - Children	604	890	67.9%	61.5%	62.2%	59.7%
% of FP17s for the same patient ID Re-attending between 3 & 9 months - Adults	1,594	2,583	61.7%	52.4%	52.9%	51.7%
% of FP17s for Band 1 Urgent Courses	244	3,254	7.5%	9.3%	9.7%	9.2%
% of FP17s Relating to Free Repair or Replacements	8	3,254	0.2%	0.5%	0.6%	0.7%
% of FP17s Relating to Continuations	5	3,254	0.2%	0.7%	0.7%	0.8%
% of Patients satisfied with the dentistry they have received	5	5	N/A	93.6%	93.6%	93.5%
% of Patients satisfied with the time they had to wait for an appointment	5	5	N/A	88.5%	86.3%	87.4%

* This is based on patients treated on this contract for their most recent course of treatment. Figures in italics indicate the base number of FP17s or Patient Questionnaire responses are less than 100. N/A is shown where the base number of responses is less than 10 during the period. % is calculated as Quantity/Base number*100

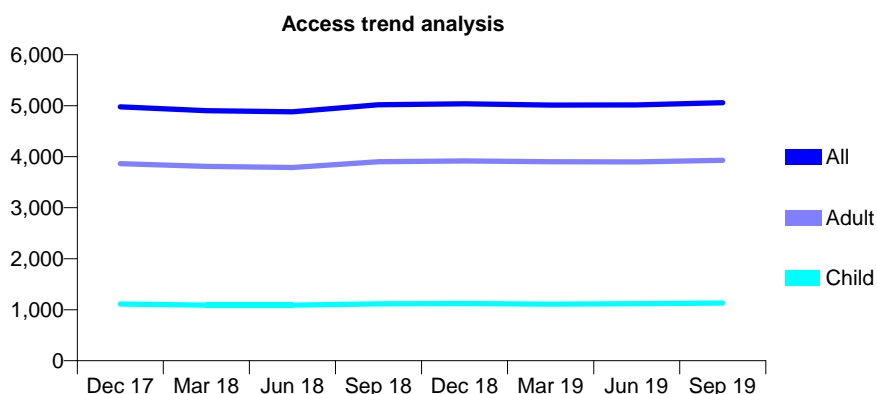
Q68 - Vital Signs At a Glance Contract Report for 298212/0001 - September 2019

Name or company name	MR MS CHABRA
Contract type name	GDS Contract
Purpose of contract	General
Contract start date	01/05/2014
Contract end date	

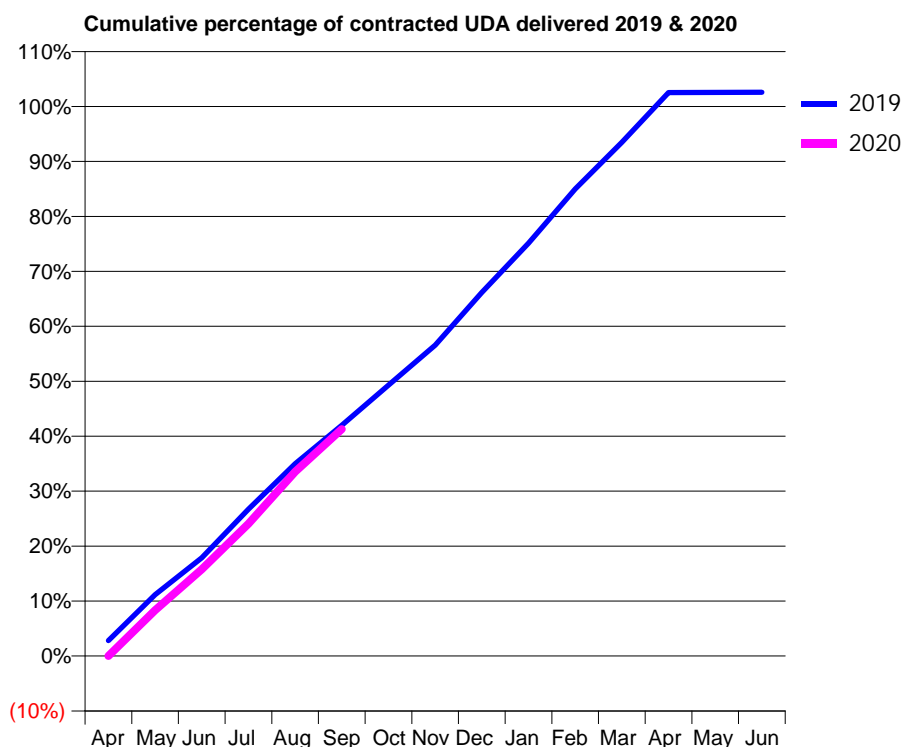
19/20 Contracted general activity (UDA)	14,307
Carry forward general activity (UDA)	0
19/20 Contracted orthodontic activity (UOA)	0
Carry forward orthodontic activity (UOA)	0
Baseline contract value	£401,368.79

ACCESS*

Patients seen in 24 months	Total	Change since previous quarter
Quarter ending September 2018	5,018	
Quarter ending December 2018	5,037	→
Quarter ending March 2019	5,012	→
Quarter ending June 2019	5,016	→
Quarter ending September 2019	5,061	→
Variance since September 2018	0.9%	→



ACTIVITY



Month	Adjusted Scheduled Activity (UDA)	
	2019	2020
April	402	0
May	1,599	1,197
June	2,558	2,254
July	3,823	3,446
August	5,003	4,801
September	6,005	5,909
October	7,053	
November	8,095	
December	9,461	
January	10,747	
February	12,161	
March	13,373	
April	14,666	
May	14,673	
June	14,676	

QUALITY

	Quantity	Base Number	Contract	AT	Region	England
% of FP17s for the same patient ID Re-attending within 3 months - Children	61	941	6.5%	9.2%	10.8%	11.5%
% of FP17s for the same patient ID Re-attending within 3 months - Adults	523	2,909	18.0%	14.8%	15.2%	15.4%
% of FP17s for the same patient ID Re-attending between 3 & 9 months - Children	602	941	64.0%	61.5%	62.2%	59.7%
% of FP17s for the same patient ID Re-attending between 3 & 9 months - Adults	1,299	2,909	44.7%	52.4%	52.9%	51.7%
% of FP17s for Band 1 Urgent Courses	420	3,157	13.3%	9.3%	9.7%	9.2%
% of FP17s Relating to Free Repair or Replacements	42	3,157	1.3%	0.5%	0.6%	0.7%
% of FP17s Relating to Continuations	1	3,157	0.0%	0.7%	0.7%	0.8%
% of Patients satisfied with the dentistry they have received	0	0	N/A	93.6%	93.6%	93.5%
% of Patients satisfied with the time they had to wait for an appointment	0	0	N/A	88.5%	86.3%	87.4%

* This is based on patients treated on this contract for their most recent course of treatment. Figures in italics indicate the base number of FP17s or Patient Questionnaire responses are less than 100. N/A is shown where the base number of responses is less than 10 during the period. % is calculated as Quantity/Base number*100

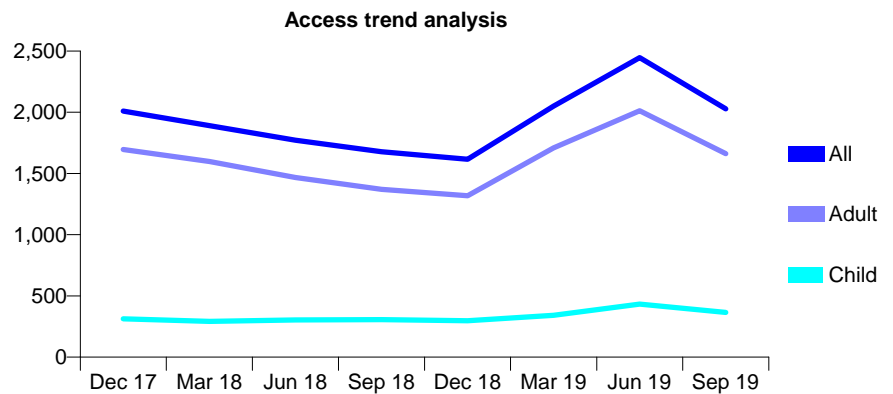
Q68 - Vital Signs At a Glance Contract Report for 301558/0002 - September 2019

Name or company name	Dental Surgery Partnership
Contract type name	GDS Contract
Purpose of contract	General
Contract start date	27/07/2013
Contract end date	

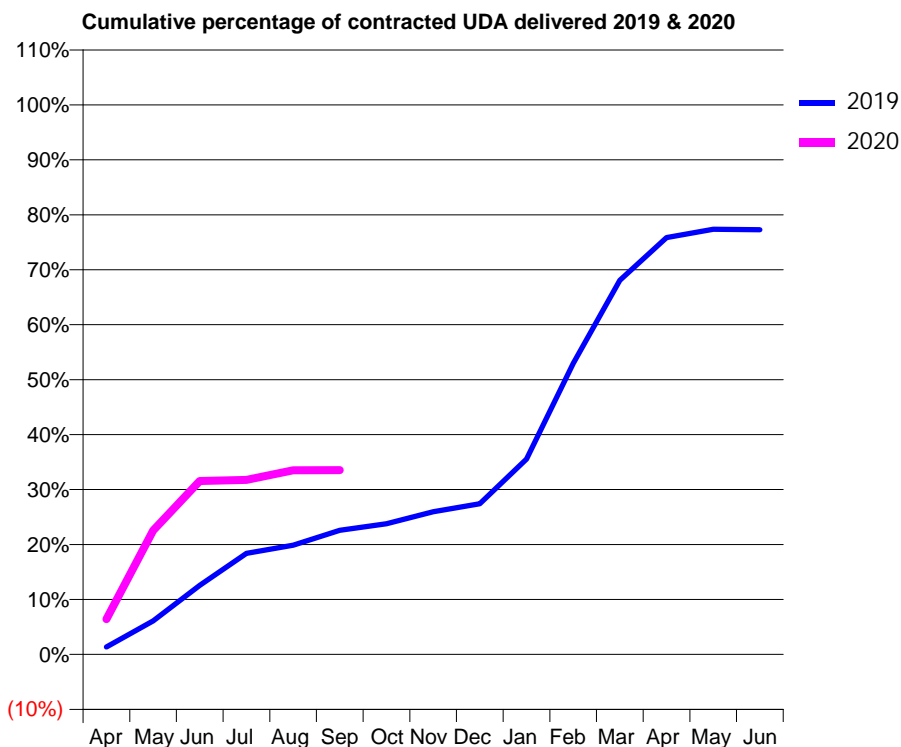
19/20 Contracted general activity (UDA)	6,250
Carry forward general activity (UDA)	0
19/20 Contracted orthodontic activity (UOA)	0
Carry forward orthodontic activity (UOA)	0
Baseline contract value	£133,029.20

ACCESS*

Patients seen in 24 months	Total	Change since previous quarter
Quarter ending September 2018	1,678	
Quarter ending December 2018	1,616	↓
Quarter ending March 2019	2,051	↑
Quarter ending June 2019	2,446	↑
Quarter ending September 2019	2,028	↓
Variance since September 2018	20.9%	↑



ACTIVITY



Month	2019	2020
April	85	401
May	381	1,410
June	786	1,972
July	1,148	1,985
August	1,243	2,094
September	1,411	2,095
October	1,487	
November	1,623	
December	1,712	
January	2,221	
February	3,310	
March	4,255	
April	4,740	
May	4,835	
June	4,829	

QUALITY

	Quantity	Base Number	Contract	AT	Region	England
% of FP17s for the same patient ID Re-attending within 3 months - Children	7	173	4.0%	9.2%	10.8%	11.5%
% of FP17s for the same patient ID Re-attending within 3 months - Adults	118	768	15.4%	14.8%	15.2%	15.4%
% of FP17s for the same patient ID Re-attending between 3 & 9 months - Children	10	173	5.8%	61.5%	62.2%	59.7%
% of FP17s for the same patient ID Re-attending between 3 & 9 months - Adults	47	768	6.1%	52.4%	52.9%	51.7%
% of FP17s for Band 1 Urgent Courses	91	717	12.7%	9.3%	9.7%	9.2%
% of FP17s Relating to Free Repair or Replacements	0	717	0.0%	0.5%	0.6%	0.7%
% of FP17s Relating to Continuations	4	717	0.6%	0.7%	0.7%	0.8%
% of Patients satisfied with the dentistry they have received	0	0	N/A	93.6%	93.6%	93.5%
% of Patients satisfied with the time they had to wait for an appointment	0	0	N/A	88.5%	86.3%	87.4%

* This is based on patients treated on this contract for their most recent course of treatment. Figures in italics indicate the base number of FP17s or Patient Questionnaire responses are less than 100. N/A is shown where the base number of responses is less than 10 during the period. % is calculated as Quantity/Base number*100

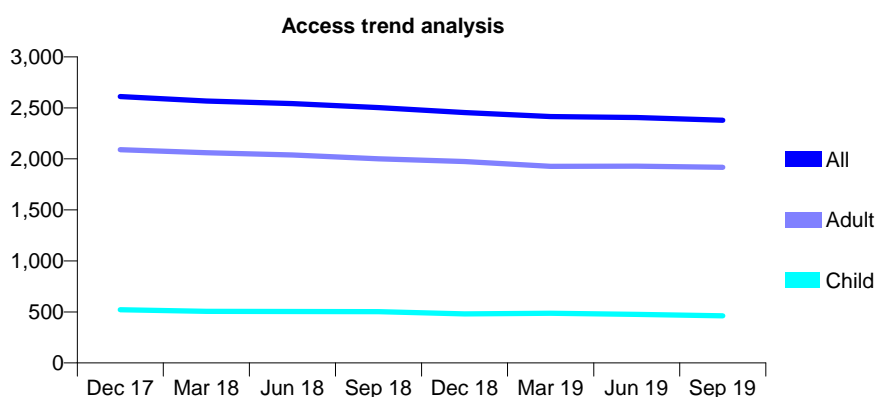
Q68 - Vital Signs At a Glance Contract Report for 302619/0001 - September 2019

Name or company name	MR RG EVANS
Contract type name	GDS Contract
Purpose of contract	General
Contract start date	01/04/2006
Contract end date	

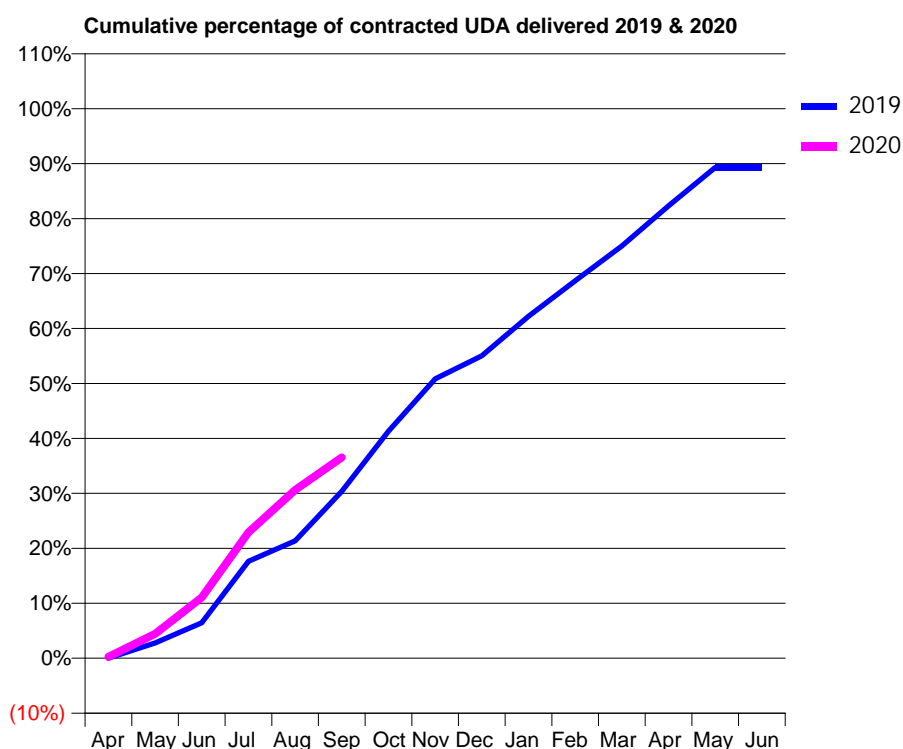
19/20 Contracted general activity (UDA)	5,834
Carry forward general activity (UDA)	0
19/20 Contracted orthodontic activity (UOA)	0
Carry forward orthodontic activity (UOA)	0
Baseline contract value	£152,773.07

ACCESS*

Patients seen in 24 months	Total	Change since previous quarter
Quarter ending September 2018	2,502	
Quarter ending December 2018	2,454	↓
Quarter ending March 2019	2,415	↓
Quarter ending June 2019	2,406	→
Quarter ending September 2019	2,379	↓
Variance since September 2018	(4.9%)	↓



ACTIVITY



Month	2019	2020
April	0	15
May	162	260
June	377	645
July	1,028	1,336
August	1,247	1,788
September	1,772	2,131
October	2,410	
November	2,965	
December	3,211	
January	3,631	
February	4,007	
March	4,376	
April	4,801	
May	5,210	
June	5,210	

QUALITY

	Quantity	Base Number	Contract	AT	Region	England
% of FP17s for the same patient ID Re-attending within 3 months - Children	8	295	2.7%	9.2%	10.8%	11.5%
% of FP17s for the same patient ID Re-attending within 3 months - Adults	56	1,177	4.8%	14.8%	15.2%	15.4%
% of FP17s for the same patient ID Re-attending between 3 & 9 months - Children	103	295	34.9%	61.5%	62.2%	59.7%
% of FP17s for the same patient ID Re-attending between 3 & 9 months - Adults	526	1,177	44.7%	52.4%	52.9%	51.7%
% of FP17s for Band 1 Urgent Courses	7	1,052	0.7%	9.3%	9.7%	9.2%
% of FP17s Relating to Free Repair or Replacements	1	1,052	0.1%	0.5%	0.6%	0.7%
% of FP17s Relating to Continuations	0	1,052	0.0%	0.7%	0.7%	0.8%
% of Patients satisfied with the dentistry they have received	3	4	N/A	93.6%	93.6%	93.5%
% of Patients satisfied with the time they had to wait for an appointment	4	4	N/A	88.5%	86.3%	87.4%

* This is based on patients treated on this contract for their most recent course of treatment.

Figures in italics indicate the base number of FP17s or Patient Questionnaire responses are less than 100. N/A is shown where the base number of responses is less than 10 during the period. % is calculated as Quantity/Base number*100

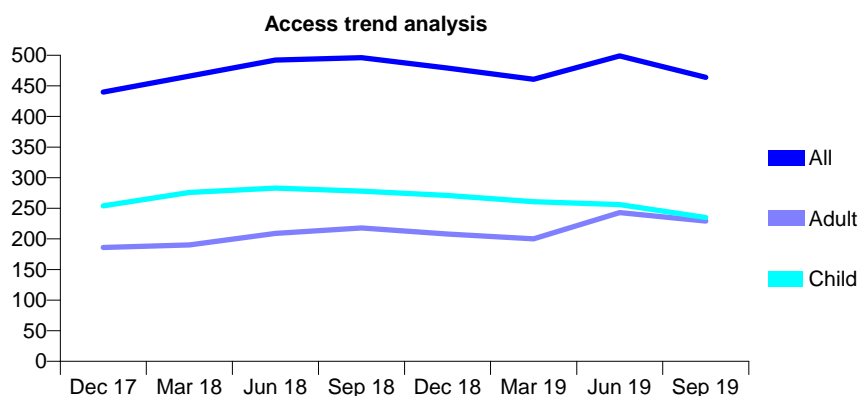
Q68 - Vital Signs At a Glance Contract Report for 308129/0003 - September 2019

Name or company name	MISS M JADIDI
Contract type name	GDS Contract
Purpose of contract	General
Contract start date	26/05/2015
Contract end date	

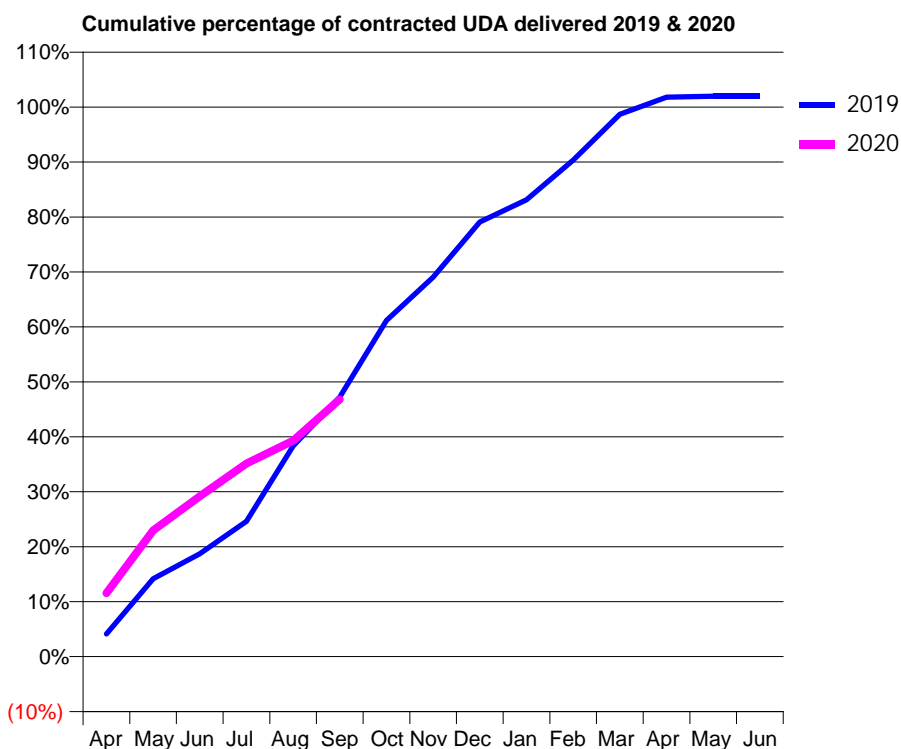
19/20 Contracted general activity (UDA)	1,014
Carry forward general activity (UDA)	0
19/20 Contracted orthodontic activity (UOA)	0
Carry forward orthodontic activity (UOA)	0
Baseline contract value	£25,909.79

ACCESS*

Patients seen in 24 months	Total	Change since previous quarter
Quarter ending September 2018	496	
Quarter ending December 2018	479	↓
Quarter ending March 2019	461	↓
Quarter ending June 2019	499	↑
Quarter ending September 2019	464	↓
Variance since September 2018	(6.5%)	↓



ACTIVITY



Month	Adjusted Scheduled Activity (UDA)	
	2019	2020
April	42	117
May	144	233
June	190	296
July	250	356
August	389	399
September	479	475
October	620	
November	700	
December	802	
January	843	
February	916	
March	1,001	
April	1,032	
May	1,034	
June	1,034	

QUALITY

	Quantity	Base Number	Contract	AT	Region	England
% of FP17s for the same patient ID Re-attending within 3 months - Children	3	170	1.8%	9.2%	10.8%	11.5%
% of FP17s for the same patient ID Re-attending within 3 months - Adults	3	177	1.7%	14.8%	15.2%	15.4%
% of FP17s for the same patient ID Re-attending between 3 & 9 months - Children	82	170	48.2%	61.5%	62.2%	59.7%
% of FP17s for the same patient ID Re-attending between 3 & 9 months - Adults	32	177	18.1%	52.4%	52.9%	51.7%
% of FP17s for Band 1 Urgent Courses	34	322	10.6%	9.3%	9.7%	9.2%
% of FP17s Relating to Free Repair or Replacements	0	322	0.0%	0.5%	0.6%	0.7%
% of FP17s Relating to Continuations	1	322	0.3%	0.7%	0.7%	0.8%
% of Patients satisfied with the dentistry they have received	1	1	N/A	93.6%	93.6%	93.5%
% of Patients satisfied with the time they had to wait for an appointment	1	1	N/A	88.5%	86.3%	87.4%

* This is based on patients treated on this contract for their most recent course of treatment. Figures in italics indicate the base number of FP17s or Patient Questionnaire responses are less than 100. N/A is shown where the base number of responses is less than 10 during the period. % is calculated as Quantity/Base number*100

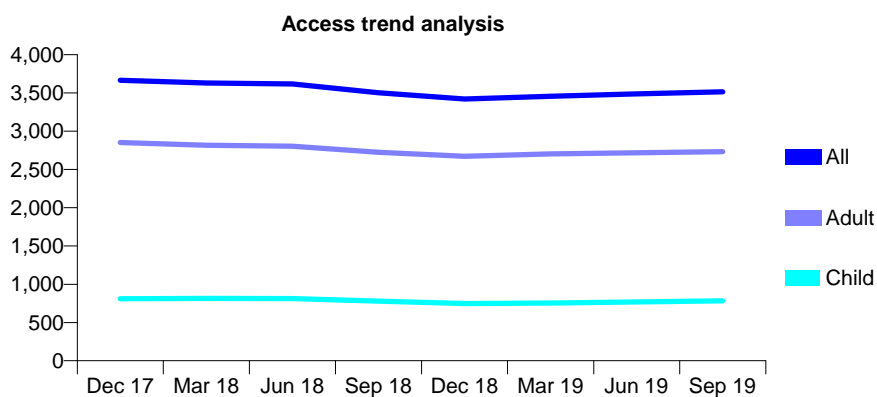
Q68 - Vital Signs At a Glance Contract Report for 318817/0001 - September 2019

Name or company name	Imran Sumar and Dalia Al-Haj
Contract type name	GDS Contract
Purpose of contract	General
Contract start date	01/04/2006
Contract end date	

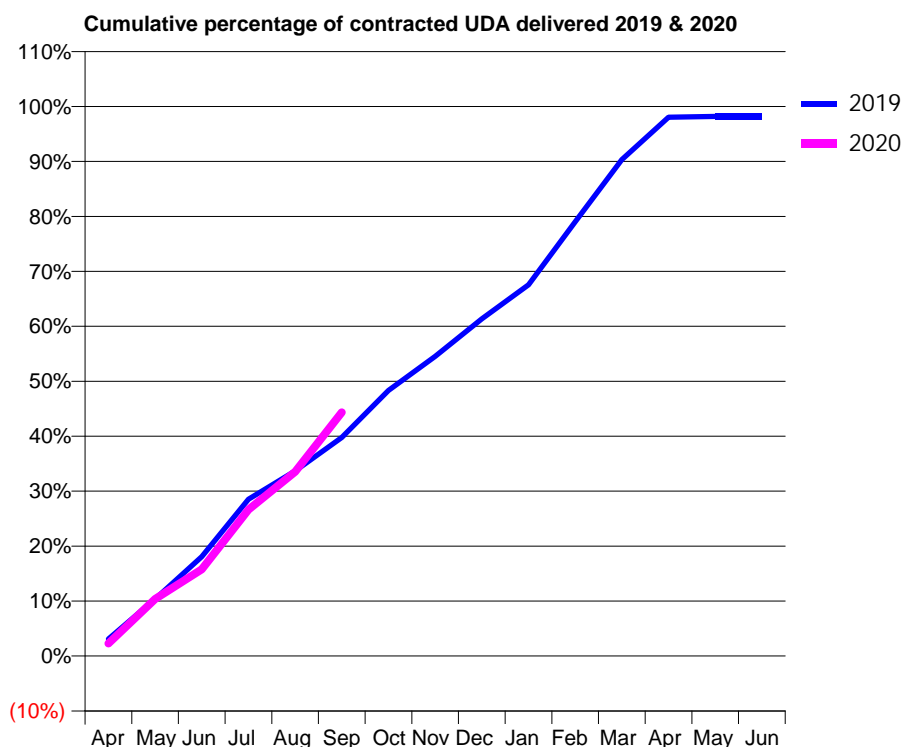
19/20 Contracted general activity (UDA)	9,903
Carry forward general activity (UDA)	181
19/20 Contracted orthodontic activity (UOA)	0
Carry forward orthodontic activity (UOA)	0
Baseline contract value	£242,789.04

ACCESS*

Patients seen in 24 months	Total	Change since previous quarter
Quarter ending September 2018	3,503	
Quarter ending December 2018	3,421	↓
Quarter ending March 2019	3,456	→
Quarter ending June 2019	3,487	→
Quarter ending September 2019	3,515	→
Variance since September 2018	0.3%	→



ACTIVITY



Month	Adjusted Scheduled Activity (UDA)	
	2019	2020
April	307	227
May	1,029	1,031
June	1,789	1,561
July	2,825	2,639
August	3,336	3,320
September	3,938	4,392
October	4,787	
November	5,402	
December	6,076	
January	6,689	
February	7,826	
March	8,946	
April	9,710	
May	9,721	
June	9,722	

QUALITY

	Quantity	Base Number	Contract	AT	Region	England
% of FP17s for the same patient ID Re-attending within 3 months - Children	35	658	5.3%	9.2%	10.8%	11.5%
% of FP17s for the same patient ID Re-attending within 3 months - Adults	290	2,164	13.4%	14.8%	15.2%	15.4%
% of FP17s for the same patient ID Re-attending between 3 & 9 months - Children	394	658	59.9%	61.5%	62.2%	59.7%
% of FP17s for the same patient ID Re-attending between 3 & 9 months - Adults	1,123	2,164	51.9%	52.4%	52.9%	51.7%
% of FP17s for Band 1 Urgent Courses	188	2,500	7.5%	9.3%	9.7%	9.2%
% of FP17s Relating to Free Repair or Replacements	10	2,500	0.4%	0.5%	0.6%	0.7%
% of FP17s Relating to Continuations	4	2,500	0.2%	0.7%	0.7%	0.8%
% of Patients satisfied with the dentistry they have received	0	1	N/A	93.6%	93.6%	93.5%
% of Patients satisfied with the time they had to wait for an appointment	0	1	N/A	88.5%	86.3%	87.4%

* This is based on patients treated on this contract for their most recent course of treatment. Figures in italics indicate the base number of FP17s or Patient Questionnaire responses are less than 100. N/A is shown where the base number of responses is less than 10 during the period. % is calculated as Quantity/Base number*100

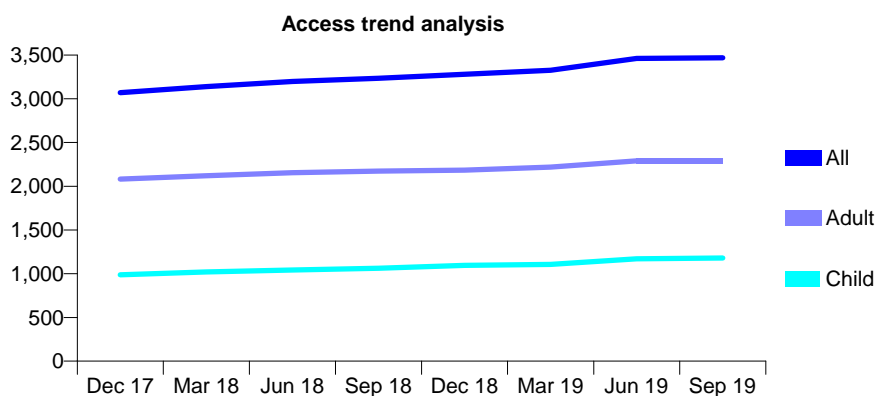
Q68 - Vital Signs At a Glance Contract Report for 319333/0001 - September 2019

Name or company name	Ball Tree Dental Practice
Contract type name	GDS Contract
Purpose of contract	General
Contract start date	01/04/2006
Contract end date	

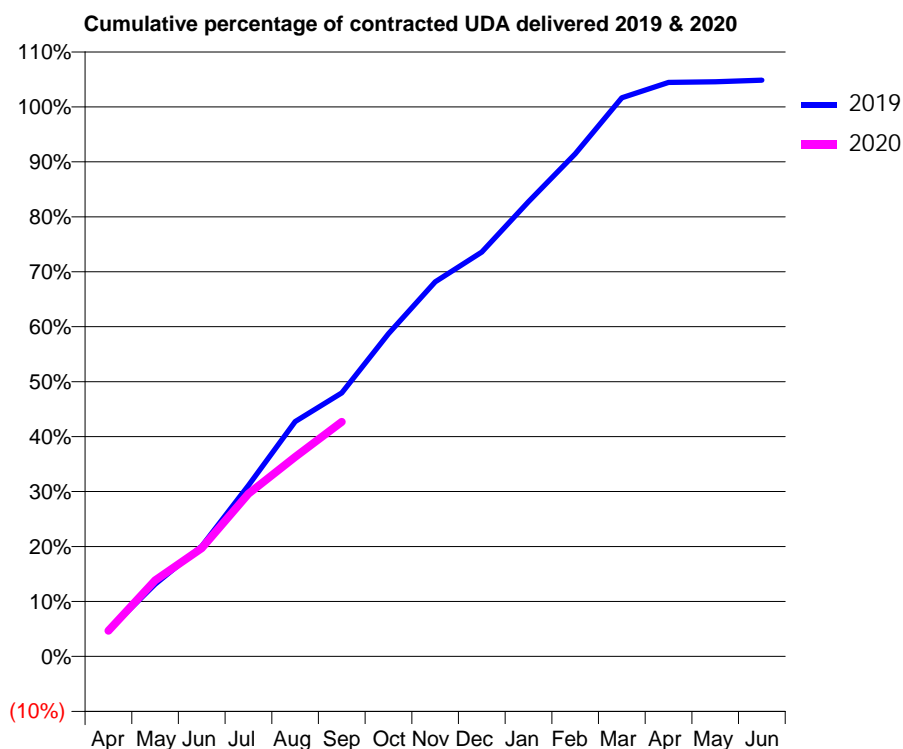
19/20 Contracted general activity (UDA)	8,875
Carry forward general activity (UDA)	0
19/20 Contracted orthodontic activity (UOA)	0
Carry forward orthodontic activity (UOA)	0
Baseline contract value	£355,246.90

ACCESS*

Patients seen in 24 months	Total	Change since previous quarter
Quarter ending September 2018	3,234	
Quarter ending December 2018	3,281	→
Quarter ending March 2019	3,325	→
Quarter ending June 2019	3,461	↑
Quarter ending September 2019	3,469	→
Variance since September 2018	7.3%	↑



ACTIVITY



Adjusted Scheduled Activity (UDA)		
Month	2019	2020
April	420	415
May	1,166	1,228
June	1,781	1,747
July	2,763	2,628
August	3,795	3,221
September	4,257	3,787
October	5,212	
November	6,049	
December	6,530	
January	7,342	
February	8,116	
March	9,021	
April	9,271	
May	9,280	
June	9,305	

QUALITY

	Quantity	Base Number	Contract	AT	Region	England
% of FP17s for the same patient ID Re-attending within 3 months - Children	137	1,102	12.4%	9.2%	10.8%	11.5%
% of FP17s for the same patient ID Re-attending within 3 months - Adults	238	1,753	13.6%	14.8%	15.2%	15.4%
% of FP17s for the same patient ID Re-attending between 3 & 9 months - Children	688	1,102	62.4%	61.5%	62.2%	59.7%
% of FP17s for the same patient ID Re-attending between 3 & 9 months - Adults	1,097	1,753	62.6%	52.4%	52.9%	51.7%
% of FP17s for Band 1 Urgent Courses	157	2,209	7.1%	9.3%	9.7%	9.2%
% of FP17s Relating to Free Repair or Replacements	4	2,209	0.2%	0.5%	0.6%	0.7%
% of FP17s Relating to Continuations	8	2,209	0.4%	0.7%	0.7%	0.8%
% of Patients satisfied with the dentistry they have received	0	0	N/A	93.6%	93.6%	93.5%
% of Patients satisfied with the time they had to wait for an appointment	0	0	N/A	88.5%	86.3%	87.4%

* This is based on patients treated on this contract for their most recent course of treatment. Figures in italics indicate the base number of FP17s or Patient Questionnaire responses are less than 100. N/A is shown where the base number of responses is less than 10 during the period. % is calculated as Quantity/Base number*100

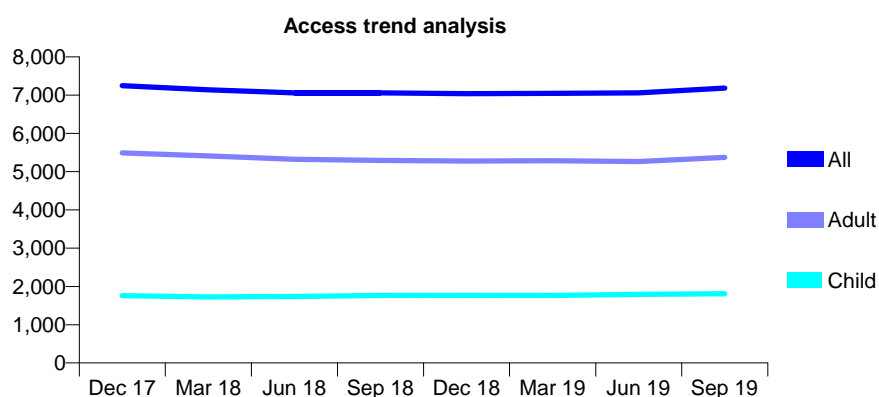
Q68 - Vital Signs At a Glance Contract Report for 320285/0001 - September 2019

Name or company name	MR GS SANDHU
Contract type name	GDS Contract
Purpose of contract	General
Contract start date	01/04/2006
Contract end date	

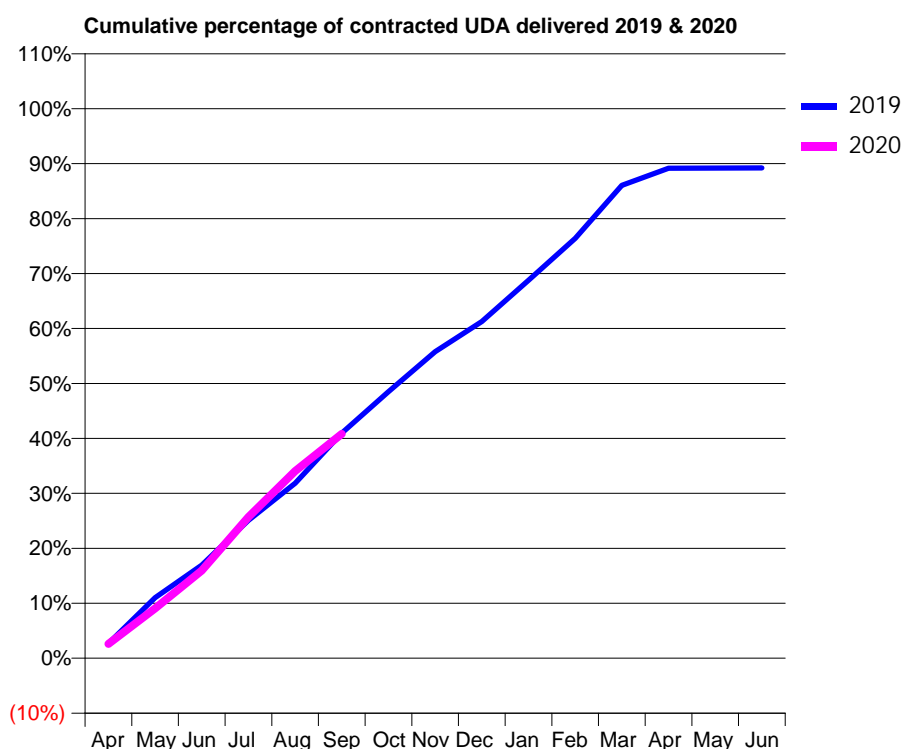
19/20 Contracted general activity (UDA)	25,689
Carry forward general activity (UDA)	0
19/20 Contracted orthodontic activity (UOA)	0
Carry forward orthodontic activity (UOA)	0
Baseline contract value	£820,754.10

ACCESS*

Patients seen in 24 months	Total	Change since previous quarter
Quarter ending September 2018	7,056	
Quarter ending December 2018	7,041	→
Quarter ending March 2019	7,047	→
Quarter ending June 2019	7,056	→
Quarter ending September 2019	7,185	→
Variance since September 2018	1.8%	→



ACTIVITY



Month	2019	2020
April	696	671
May	2,833	2,328
June	4,351	4,100
July	6,448	6,603
August	8,180	8,752
September	10,520	10,488
October	12,457	
November	14,328	
December	15,740	
January	17,661	
February	19,630	
March	22,103	
April	22,905	
May	22,915	
June	22,919	

QUALITY

	Quantity	Base Number	Contract	AT	Region	England
% of FP17s for the same patient ID Re-attending within 3 months - Children	74	1,134	6.5%	9.2%	10.8%	11.5%
% of FP17s for the same patient ID Re-attending within 3 months - Adults	541	3,497	15.5%	14.8%	15.2%	15.4%
% of FP17s for the same patient ID Re-attending between 3 & 9 months - Children	448	1,134	39.5%	61.5%	62.2%	59.7%
% of FP17s for the same patient ID Re-attending between 3 & 9 months - Adults	1,614	3,497	46.2%	52.4%	52.9%	51.7%
% of FP17s for Band 1 Urgent Courses	475	4,285	11.1%	9.3%	9.7%	9.2%
% of FP17s Relating to Free Repair or Replacements	47	4,285	1.1%	0.5%	0.6%	0.7%
% of FP17s Relating to Continuations	40	4,285	0.9%	0.7%	0.7%	0.8%
% of Patients satisfied with the dentistry they have received	6	6	N/A	93.6%	93.6%	93.5%
% of Patients satisfied with the time they had to wait for an appointment	5	6	N/A	88.5%	86.3%	87.4%

* This is based on patients treated on this contract for their most recent course of treatment.

Figures in italics indicate the base number of FP17s or Patient Questionnaire responses are less than 100. N/A is shown where the base number of responses is less than 10 during the period. % is calculated as Quantity/Base number*100

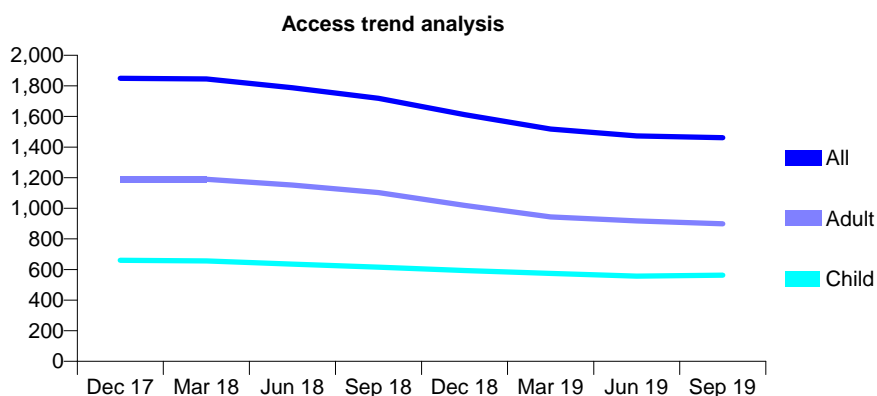
Q68 - Vital Signs At a Glance Contract Report for 320315/0002 - September 2019

Name or company name	Beech House Dental Practice
Contract type name	GDS Contract
Purpose of contract	General
Contract start date	01/11/2007
Contract end date	

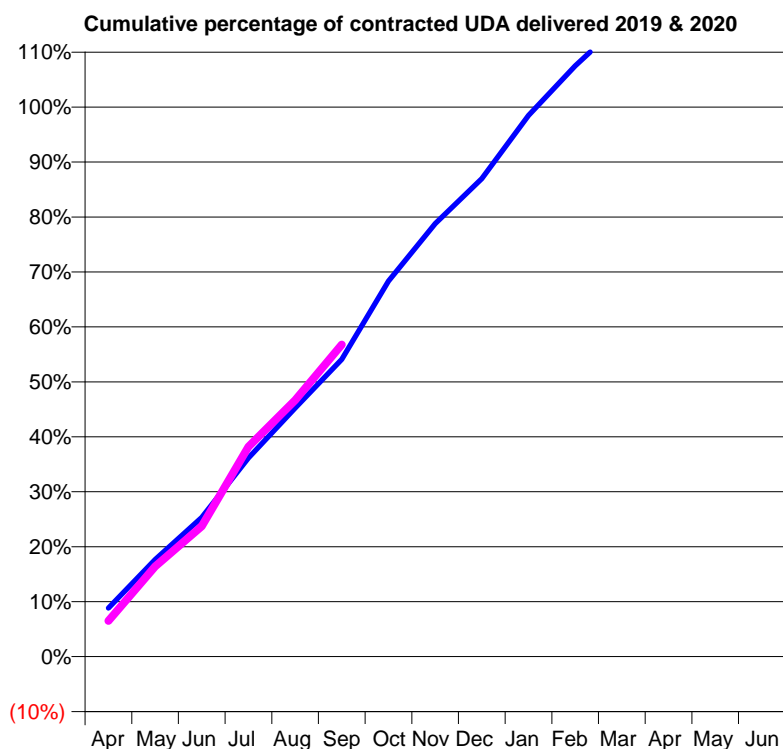
19/20 Contracted general activity (UDA)	1,800
Carry forward general activity (UDA)	0
19/20 Contracted orthodontic activity (UOA)	0
Carry forward orthodontic activity (UOA)	0
Baseline contract value	£40,887.48

ACCESS*

Patients seen in 24 months	Total	Change since previous quarter
Quarter ending September 2018	1,719	
Quarter ending December 2018	1,612	↓
Quarter ending March 2019	1,518	↓
Quarter ending June 2019	1,473	↓
Quarter ending September 2019	1,462	→
Variance since September 2018	(15.0%)	↓



ACTIVITY



Month	Adjusted Scheduled Activity (UDA)	
	2019	2020
April	159	117
May	318	296
June	456	427
July	651	688
August	815	840
September	974	1,022
October	1,230	
November	1,418	
December	1,565	
January	1,773	
February	1,935	
March	2,076	
April	2,097	
May	2,097	
June	2,097	

QUALITY

	Quantity	Base Number	Contract	AT	Region	England
% of FP17s for the same patient ID Re-attending within 3 months - Children	20	420	4.8%	9.2%	10.8%	11.5%
% of FP17s for the same patient ID Re-attending within 3 months - Adults	39	320	12.2%	14.8%	15.2%	15.4%
% of FP17s for the same patient ID Re-attending between 3 & 9 months - Children	271	420	64.5%	61.5%	62.2%	59.7%
% of FP17s for the same patient ID Re-attending between 3 & 9 months - Adults	168	320	52.5%	52.4%	52.9%	51.7%
% of FP17s for Band 1 Urgent Courses	40	725	5.5%	9.3%	9.7%	9.2%
% of FP17s Relating to Free Repair or Replacements	0	725	0.0%	0.5%	0.6%	0.7%
% of FP17s Relating to Continuations	14	725	1.9%	0.7%	0.7%	0.8%
% of Patients satisfied with the dentistry they have received	0	0	N/A	93.6%	93.6%	93.5%
% of Patients satisfied with the time they had to wait for an appointment	0	0	N/A	88.5%	86.3%	87.4%

* This is based on patients treated on this contract for their most recent course of treatment. Figures in italics indicate the base number of FP17s or Patient Questionnaire responses are less than 100. N/A is shown where the base number of responses is less than 10 during the period. % is calculated as Quantity/Base number*100

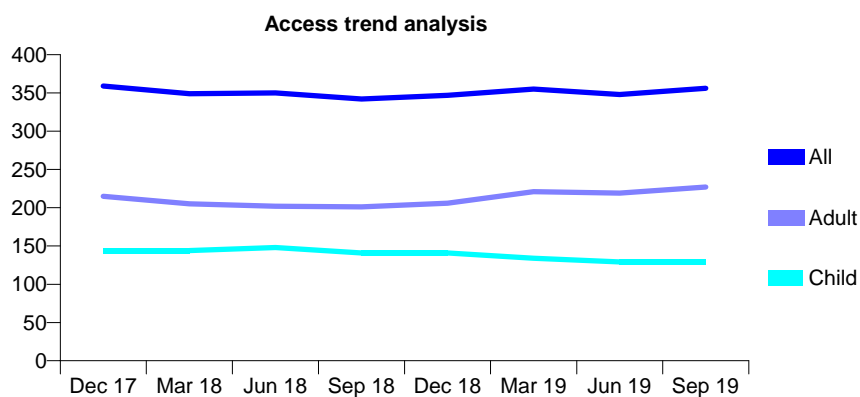
Q68 - Vital Signs At a Glance Contract Report for 320811/0001 - September 2019

Name or company name	MR AH CURTIS
Contract type name	GDS Contract
Purpose of contract	General
Contract start date	01/04/2006
Contract end date	

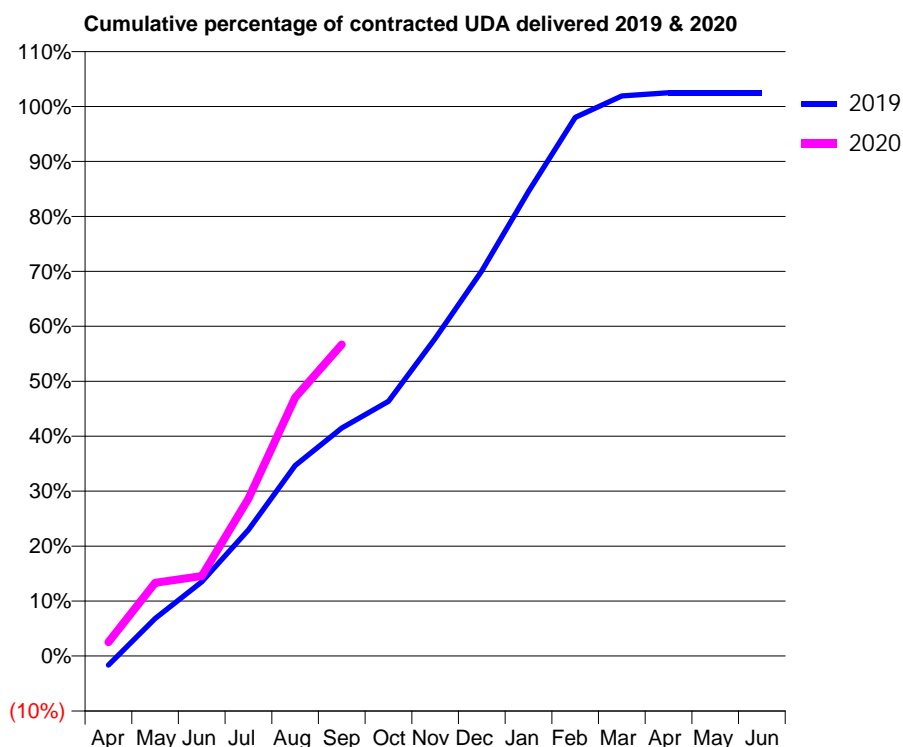
19/20 Contracted general activity (UDA)	604
Carry forward general activity (UDA)	0
19/20 Contracted orthodontic activity (UOA)	0
Carry forward orthodontic activity (UOA)	0
Baseline contract value	£15,297.91

ACCESS*

Patients seen in 24 months	Total	Change since previous quarter
Quarter ending September 2018	342	
Quarter ending December 2018	347	→
Quarter ending March 2019	355	↑
Quarter ending June 2019	348	↓
Quarter ending September 2019	356	↑
Variance since September 2018	4.1%	↑



ACTIVITY



Month	Adjusted Scheduled Activity (UDA)	
	2019	2020
April	-10	15
May	41	81
June	82	88
July	139	173
August	209	284
September	251	342
October	280	
November	349	
December	423	
January	511	
February	592	
March	616	
April	619	
May	619	
June	619	

QUALITY

	Quantity	Base Number	Contract	AT	Region	England
% of FP17s for the same patient ID Re-attending within 3 months - Children	8	100	8.0%	9.2%	10.8%	11.5%
% of FP17s for the same patient ID Re-attending within 3 months - Adults	5	109	4.6%	14.8%	15.2%	15.4%
% of FP17s for the same patient ID Re-attending between 3 & 9 months - Children	65	100	65.0%	61.5%	62.2%	59.7%
% of FP17s for the same patient ID Re-attending between 3 & 9 months - Adults	48	109	44.0%	52.4%	52.9%	51.7%
% of FP17s for Band 1 Urgent Courses	12	206	5.8%	9.3%	9.7%	9.2%
% of FP17s Relating to Free Repair or Replacements	0	206	0.0%	0.5%	0.6%	0.7%
% of FP17s Relating to Continuations	2	206	1.0%	0.7%	0.7%	0.8%
% of Patients satisfied with the dentistry they have received	0	0	N/A	93.6%	93.6%	93.5%
% of Patients satisfied with the time they had to wait for an appointment	0	0	N/A	88.5%	86.3%	87.4%

* This is based on patients treated on this contract for their most recent course of treatment. Figures in italics indicate the base number of FP17s or Patient Questionnaire responses are less than 100. N/A is shown where the base number of responses is less than 10 during the period. % is calculated as Quantity/Base number*100

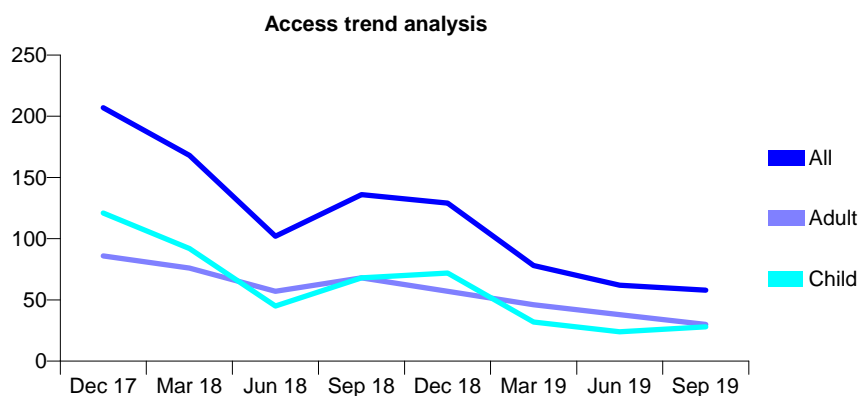
Q68 - Vital Signs At a Glance Contract Report for 322091/0001 - September 2019

Name or company name	Warren House Dental Practice - Cranleigh
Contract type name	GDS Contract
Purpose of contract	General
Contract start date	01/04/2006
Contract end date	

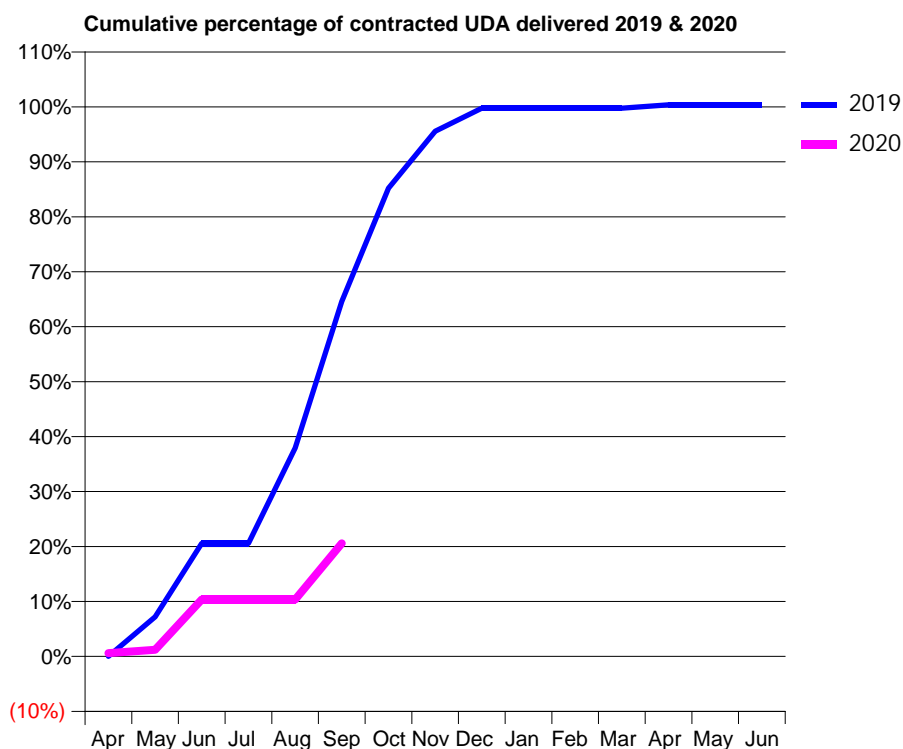
19/20 Contracted general activity (UDA)	166
Carry forward general activity (UDA)	0
19/20 Contracted orthodontic activity (UOA)	0
Carry forward orthodontic activity (UOA)	0
Baseline contract value	£4,006.91

ACCESS*

Patients seen in 24 months	Total	Change since previous quarter
Quarter ending September 2018	136	
Quarter ending December 2018	129	↓
Quarter ending March 2019	78	↓
Quarter ending June 2019	62	↓
Quarter ending September 2019	58	↓
Variance since September 2018	(57.4%)	↓



ACTIVITY



Month	Adjusted Scheduled Activity (UDA)	
	2019	2020
April	0	1
May	12	2
June	34	17
July	34	17
August	63	17
September	107	34
October	141	
November	159	
December	166	
January	166	
February	166	
March	166	
April	167	
May	167	
June	167	

QUALITY

	Quantity	Base Number	Contract	AT	Region	England
% of FP17s for the same patient ID Re-attending within 3 months - Children	1	17	5.9%	9.2%	10.8%	11.5%
% of FP17s for the same patient ID Re-attending within 3 months - Adults	0	8	0.0%	14.8%	15.2%	15.4%
% of FP17s for the same patient ID Re-attending between 3 & 9 months - Children	0	17	0.0%	61.5%	62.2%	59.7%
% of FP17s for the same patient ID Re-attending between 3 & 9 months - Adults	1	8	12.5%	52.4%	52.9%	51.7%
% of FP17s for Band 1 Urgent Courses	1	24	4.2%	9.3%	9.7%	9.2%
% of FP17s Relating to Free Repair or Replacements	0	24	0.0%	0.5%	0.6%	0.7%
% of FP17s Relating to Continuations	0	24	0.0%	0.7%	0.7%	0.8%
% of Patients satisfied with the dentistry they have received	0	0	N/A	93.6%	93.6%	93.5%
% of Patients satisfied with the time they had to wait for an appointment	0	0	N/A	88.5%	86.3%	87.4%

* This is based on patients treated on this contract for their most recent course of treatment. Figures in italics indicate the base number of FP17s or Patient Questionnaire responses are less than 100. N/A is shown where the base number of responses is less than 10 during the period. % is calculated as Quantity/Base number*100

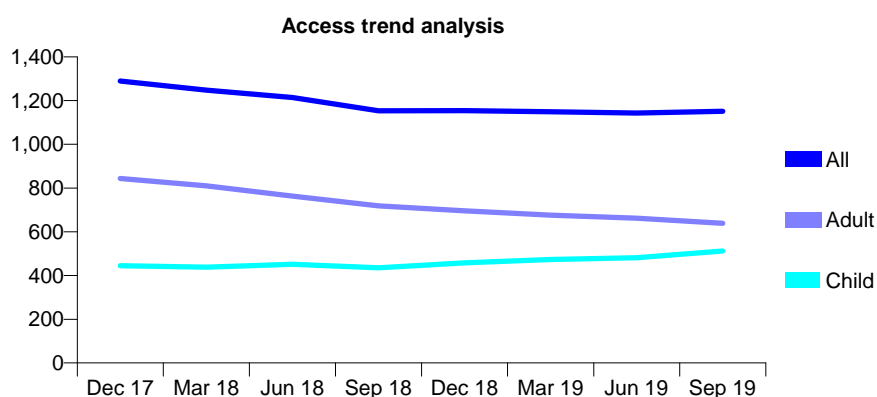
Q68 - Vital Signs At a Glance Contract Report for 324213/0001 - September 2019

Name or company name	Abraham Askari-Yagane
Contract type name	GDS Contract
Purpose of contract	General
Contract start date	01/04/2006
Contract end date	

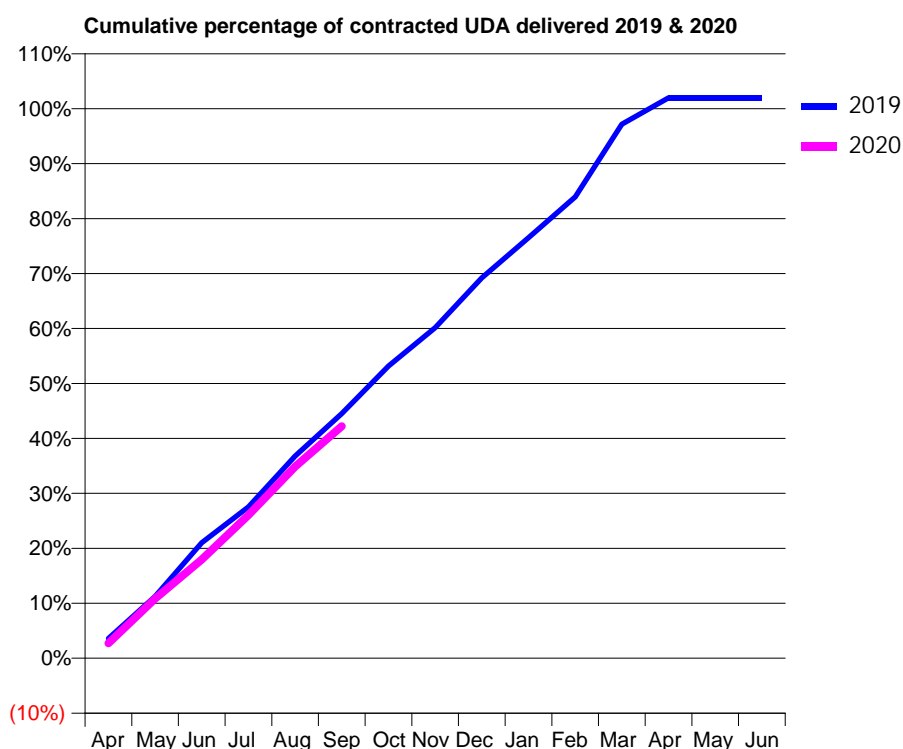
19/20 Contracted general activity (UDA)	3,561
Carry forward general activity (UDA)	0
19/20 Contracted orthodontic activity (UOA)	0
Carry forward orthodontic activity (UOA)	0
Baseline contract value	£88,796.47

ACCESS*

Patients seen in 24 months	Total	Change since previous quarter
Quarter ending September 2018	1,153	
Quarter ending December 2018	1,154	→
Quarter ending March 2019	1,149	→
Quarter ending June 2019	1,143	→
Quarter ending September 2019	1,151	→
Variance since September 2018	(0.2%)	→



ACTIVITY



Month	2019	2020
April	128	97
May	401	387
June	749	640
July	980	928
August	1,311	1,242
September	1,585	1,503
October	1,893	
November	2,142	
December	2,465	
January	2,725	
February	2,989	
March	3,459	
April	3,631	
May	3,631	
June	3,631	

QUALITY

	Quantity	Base Number	Contract	AT	Region	England
% of FP17s for the same patient ID Re-attending within 3 months - Children	12	364	3.3%	9.2%	10.8%	11.5%
% of FP17s for the same patient ID Re-attending within 3 months - Adults	32	391	8.2%	14.8%	15.2%	15.4%
% of FP17s for the same patient ID Re-attending between 3 & 9 months - Children	233	364	64.0%	61.5%	62.2%	59.7%
% of FP17s for the same patient ID Re-attending between 3 & 9 months - Adults	268	391	68.5%	52.4%	52.9%	51.7%
% of FP17s for Band 1 Urgent Courses	24	663	3.6%	9.3%	9.7%	9.2%
% of FP17s Relating to Free Repair or Replacements	0	663	0.0%	0.5%	0.6%	0.7%
% of FP17s Relating to Continuations	1	663	0.2%	0.7%	0.7%	0.8%
% of Patients satisfied with the dentistry they have received	1	1	N/A	93.6%	93.6%	93.5%
% of Patients satisfied with the time they had to wait for an appointment	1	1	N/A	88.5%	86.3%	87.4%

* This is based on patients treated on this contract for their most recent course of treatment. Figures in italics indicate the base number of FP17s or Patient Questionnaire responses are less than 100. N/A is shown where the base number of responses is less than 10 during the period. % is calculated as Quantity/Base number*100

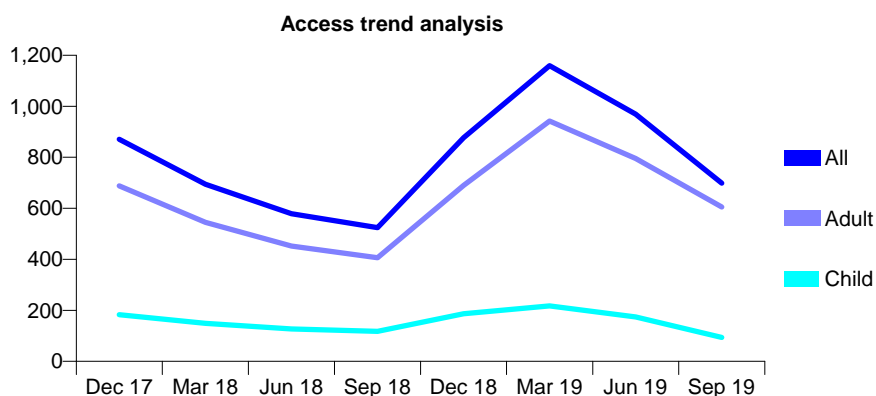
Q68 - Vital Signs At a Glance Contract Report for 324477/0001 - September 2019

Name or company name	Montpelier Dental Care
Contract type name	GDS Contract
Purpose of contract	General
Contract start date	01/04/2006
Contract end date	

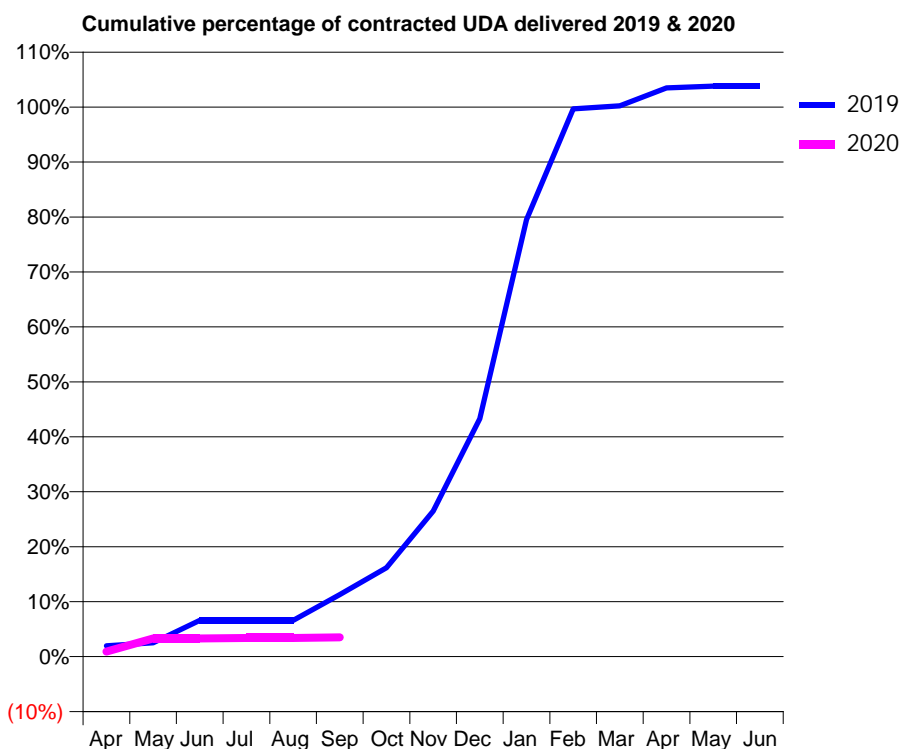
19/20 Contracted general activity (UDA)	2,932
Carry forward general activity (UDA)	0
19/20 Contracted orthodontic activity (UOA)	0
Carry forward orthodontic activity (UOA)	0
Baseline contract value	£96,518.64

ACCESS*

Patients seen in 24 months	Total	Change since previous quarter
Quarter ending September 2018	524	
Quarter ending December 2018	877	↑
Quarter ending March 2019	1,159	↑
Quarter ending June 2019	969	↓
Quarter ending September 2019	699	↓
Variance since September 2018	33.4%	↑



ACTIVITY



Month	Adjusted Scheduled Activity (UDA)	
	2019	2020
April	58	27
May	73	97
June	193	97
July	193	100
August	193	100
September	331	103
October	474	
November	776	
December	1,269	
January	2,331	
February	2,923	
March	2,939	
April	3,034	
May	3,043	
June	3,043	

QUALITY

	Quantity	Base Number	Contract	AT	Region	England
% of FP17s for the same patient ID Re-attending within 3 months - Children	0	11	0.0%	9.2%	10.8%	11.5%
% of FP17s for the same patient ID Re-attending within 3 months - Adults	5	48	10.4%	14.8%	15.2%	15.4%
% of FP17s for the same patient ID Re-attending between 3 & 9 months - Children	0	11	0.0%	61.5%	62.2%	59.7%
% of FP17s for the same patient ID Re-attending between 3 & 9 months - Adults	1	48	2.1%	52.4%	52.9%	51.7%
% of FP17s for Band 1 Urgent Courses	0	14	0.0%	9.3%	9.7%	9.2%
% of FP17s Relating to Free Repair or Replacements	0	14	0.0%	0.5%	0.6%	0.7%
% of FP17s Relating to Continuations	0	14	0.0%	0.7%	0.7%	0.8%
% of Patients satisfied with the dentistry they have received	0	0	N/A	93.6%	93.6%	93.5%
% of Patients satisfied with the time they had to wait for an appointment	0	0	N/A	88.5%	86.3%	87.4%

* This is based on patients treated on this contract for their most recent course of treatment. Figures in italics indicate the base number of FP17s or Patient Questionnaire responses are less than 100. N/A is shown where the base number of responses is less than 10 during the period. % is calculated as Quantity/Base number*100

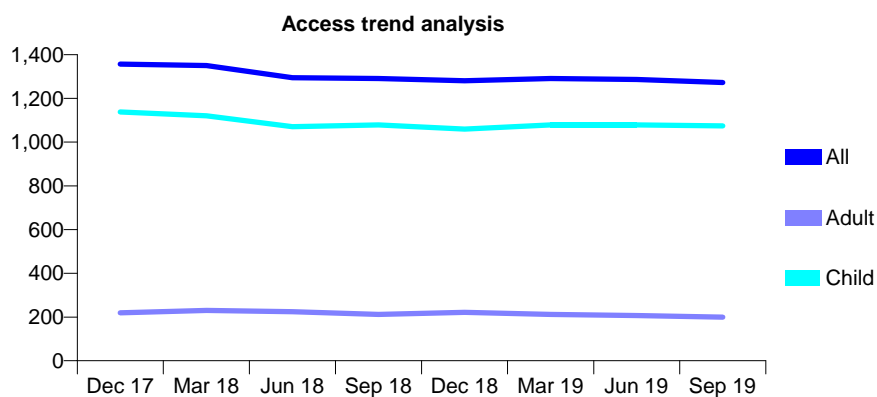
Q68 - Vital Signs At a Glance Contract Report for 324655/0001 - September 2019

Name or company name	MRS SC TAYLOR
Contract type name	GDS Contract
Purpose of contract	General
Contract start date	01/04/2006
Contract end date	

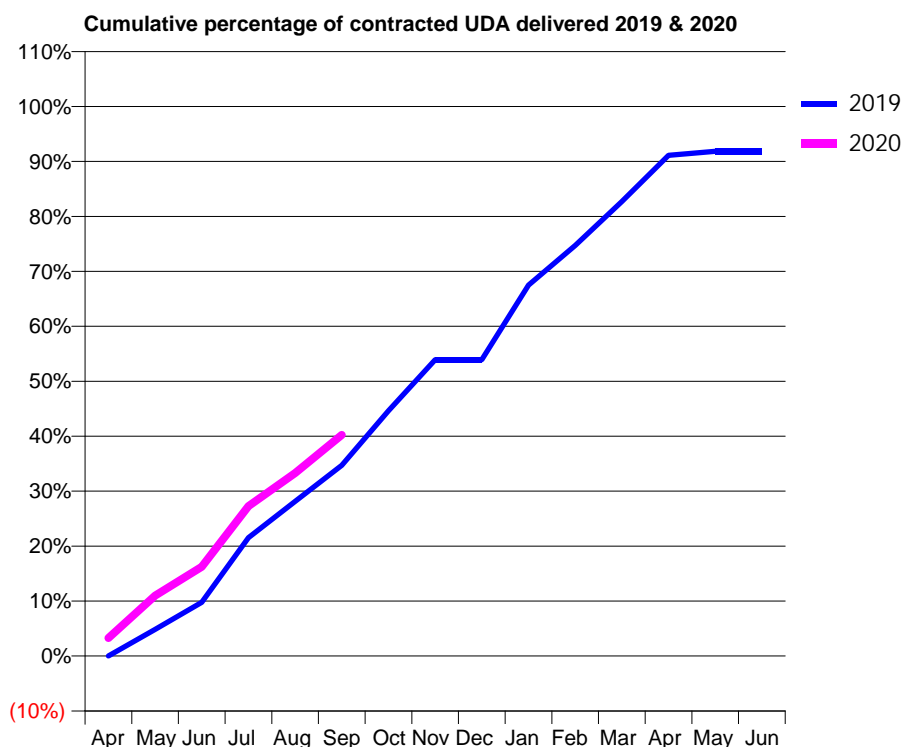
19/20 Contracted general activity (UDA)	2,221
Carry forward general activity (UDA)	0
19/20 Contracted orthodontic activity (UOA)	0
Carry forward orthodontic activity (UOA)	0
Baseline contract value	£55,040.02

ACCESS*

Patients seen in 24 months	Total	Change since previous quarter
Quarter ending September 2018	1,291	
Quarter ending December 2018	1,281	→
Quarter ending March 2019	1,291	→
Quarter ending June 2019	1,286	→
Quarter ending September 2019	1,273	↓
Variance since September 2018	(1.4%)	↓



ACTIVITY



Month	Adjusted Scheduled Activity (UDA)	
	2019	2020
April	0	73
May	108	244
June	217	361
July	478	605
August	625	740
September	771	894
October	992	
November	1,197	
December	1,197	
January	1,499	
February	1,659	
March	1,837	
April	2,024	
May	2,040	
June	2,040	

QUALITY

	Quantity	Base Number	Contract	AT	Region	England
% of FP17s for the same patient ID Re-attending within 3 months - Children	61	843	7.2%	9.2%	10.8%	11.5%
% of FP17s for the same patient ID Re-attending within 3 months - Adults	3	41	7.3%	14.8%	15.2%	15.4%
% of FP17s for the same patient ID Re-attending between 3 & 9 months - Children	471	843	55.9%	61.5%	62.2%	59.7%
% of FP17s for the same patient ID Re-attending between 3 & 9 months - Adults	26	41	63.4%	52.4%	52.9%	51.7%
% of FP17s for Band 1 Urgent Courses	29	724	4.0%	9.3%	9.7%	9.2%
% of FP17s Relating to Free Repair or Replacements	0	724	0.0%	0.5%	0.6%	0.7%
% of FP17s Relating to Continuations	0	724	0.0%	0.7%	0.7%	0.8%
% of Patients satisfied with the dentistry they have received	0	0	N/A	93.6%	93.6%	93.5%
% of Patients satisfied with the time they had to wait for an appointment	0	0	N/A	88.5%	86.3%	87.4%

* This is based on patients treated on this contract for their most recent course of treatment. Figures in italics indicate the base number of FP17s or Patient Questionnaire responses are less than 100. N/A is shown where the base number of responses is less than 10 during the period. % is calculated as Quantity/Base number*100

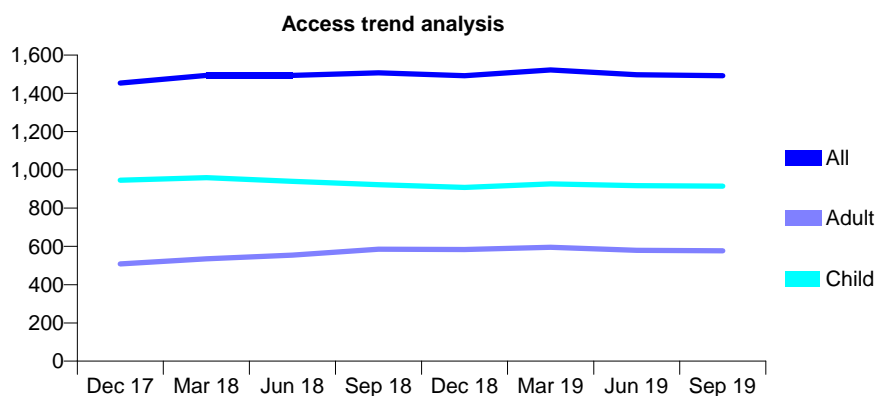
Q68 - Vital Signs At a Glance Contract Report for 325422/0001 - September 2019

Name or company name	MR AM HOPKINS
Contract type name	GDS Contract
Purpose of contract	General
Contract start date	01/04/2006
Contract end date	

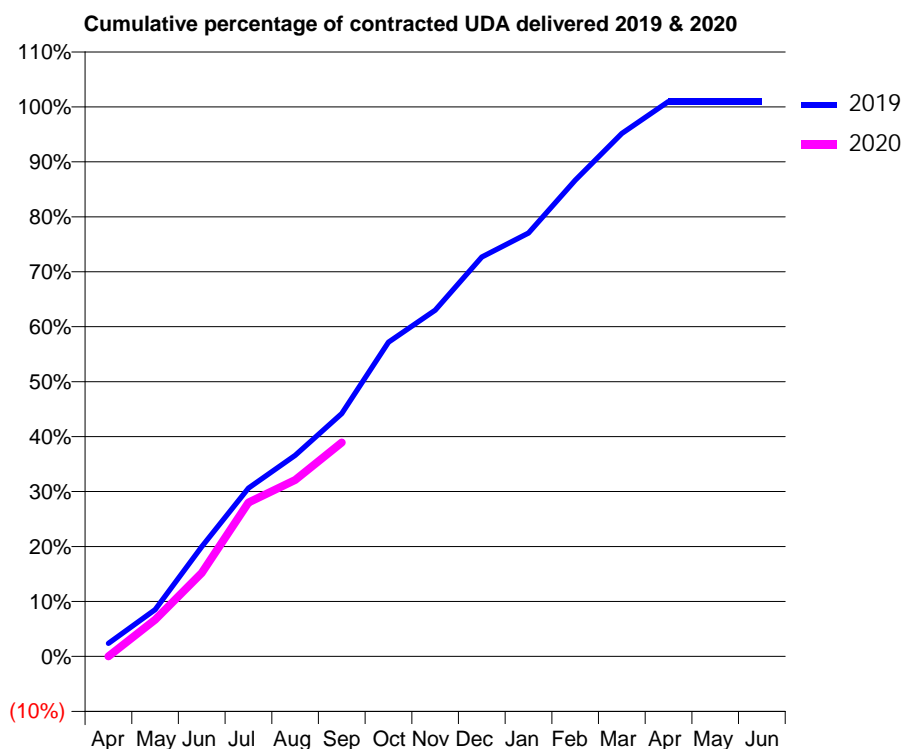
19/20 Contracted general activity (UDA)	3,200
Carry forward general activity (UDA)	0
19/20 Contracted orthodontic activity (UOA)	0
Carry forward orthodontic activity (UOA)	0
Baseline contract value	£91,537.23

ACCESS*

Patients seen in 24 months	Total	Change since previous quarter
Quarter ending September 2018	1,507	
Quarter ending December 2018	1,492	→
Quarter ending March 2019	1,522	↑
Quarter ending June 2019	1,497	↓
Quarter ending September 2019	1,492	→
Variance since September 2018	(1.0%)	→



ACTIVITY



Month	Adjusted Scheduled Activity (UDA)	
	2019	2020
April	76	0
May	273	214
June	639	486
July	980	896
August	1,171	1,028
September	1,415	1,245
October	1,830	
November	2,016	
December	2,326	
January	2,465	
February	2,773	
March	3,045	
April	3,231	
May	3,231	
June	3,231	

QUALITY

	Quantity	Base Number	Contract	AT	Region	England
% of FP17s for the same patient ID Re-attending within 3 months - Children	64	710	9.0%	9.2%	10.8%	11.5%
% of FP17s for the same patient ID Re-attending within 3 months - Adults	40	214	18.7%	14.8%	15.2%	15.4%
% of FP17s for the same patient ID Re-attending between 3 & 9 months - Children	460	710	64.8%	61.5%	62.2%	59.7%
% of FP17s for the same patient ID Re-attending between 3 & 9 months - Adults	88	214	41.1%	52.4%	52.9%	51.7%
% of FP17s for Band 1 Urgent Courses	77	797	9.7%	9.3%	9.7%	9.2%
% of FP17s Relating to Free Repair or Replacements	17	797	2.1%	0.5%	0.6%	0.7%
% of FP17s Relating to Continuations	3	797	0.4%	0.7%	0.7%	0.8%
% of Patients satisfied with the dentistry they have received	0	0	N/A	93.6%	93.6%	93.5%
% of Patients satisfied with the time they had to wait for an appointment	0	0	N/A	88.5%	86.3%	87.4%

* This is based on patients treated on this contract for their most recent course of treatment. Figures in italics indicate the base number of FP17s or Patient Questionnaire responses are less than 100. N/A is shown where the base number of responses is less than 10 during the period. % is calculated as Quantity/Base number*100

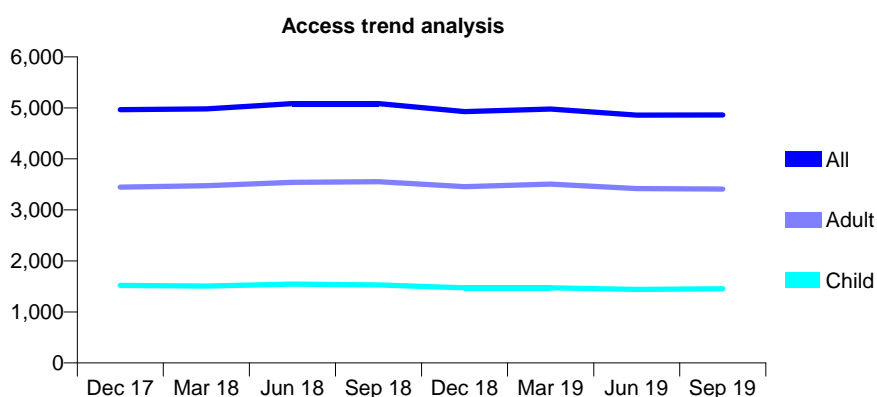
Q68 - Vital Signs At a Glance Contract Report for 325902/0001 - September 2019

Name or company name	AJ Dental Group
Contract type name	GDS Contract
Purpose of contract	General
Contract start date	01/04/2006
Contract end date	

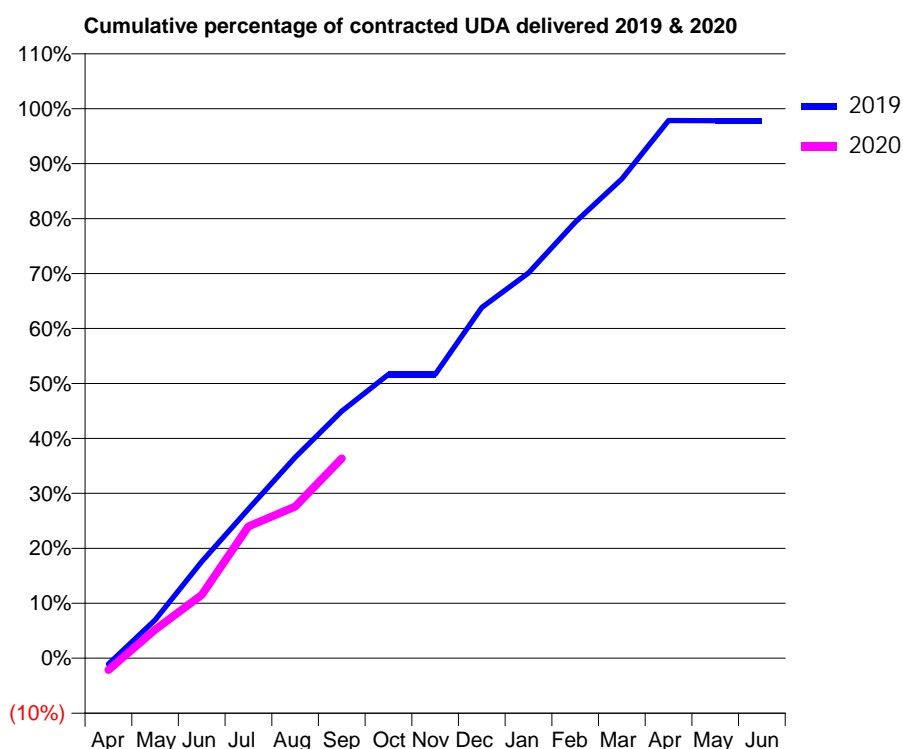
19/20 Contracted general activity (UDA)	15,612
Carry forward general activity (UDA)	340
19/20 Contracted orthodontic activity (UOA)	0
Carry forward orthodontic activity (UOA)	0
Baseline contract value	£383,293.71

ACCESS*

Patients seen in 24 months	Total	Change since previous quarter
Quarter ending September 2018	5,083	
Quarter ending December 2018	4,926	↓
Quarter ending March 2019	4,976	→
Quarter ending June 2019	4,860	↓
Quarter ending September 2019	4,862	→
Variance since September 2018	(4.3%)	↓



ACTIVITY



Month	2019	2020
April	-170	-340
May	1,089	811
June	2,745	1,799
July	4,243	3,745
August	5,708	4,309
September	7,019	5,678
October	8,064	
November	8,064	
December	9,967	
January	10,947	
February	12,385	
March	13,616	
April	15,273	
May	15,270	
June	15,271	

QUALITY

	Quantity	Base Number	Contract	AT	Region	England
% of FP17s for the same patient ID Re-attending within 3 months - Children	120	1,152	10.4%	9.2%	10.8%	11.5%
% of FP17s for the same patient ID Re-attending within 3 months - Adults	430	2,485	17.3%	14.8%	15.2%	15.4%
% of FP17s for the same patient ID Re-attending between 3 & 9 months - Children	682	1,152	59.2%	61.5%	62.2%	59.7%
% of FP17s for the same patient ID Re-attending between 3 & 9 months - Adults	1,376	2,485	55.4%	52.4%	52.9%	51.7%
% of FP17s for Band 1 Urgent Courses	312	2,923	10.7%	9.3%	9.7%	9.2%
% of FP17s Relating to Free Repair or Replacements	31	2,923	1.1%	0.5%	0.6%	0.7%
% of FP17s Relating to Continuations	5	2,923	0.2%	0.7%	0.7%	0.8%
% of Patients satisfied with the dentistry they have received	0	1	N/A	93.6%	93.6%	93.5%
% of Patients satisfied with the time they had to wait for an appointment	0	1	N/A	88.5%	86.3%	87.4%

* This is based on patients treated on this contract for their most recent course of treatment.

Figures in italics indicate the base number of FP17s or Patient Questionnaire responses are less than 100. N/A is shown where the base number of responses is less than 10 during the period. % is calculated as Quantity/Base number*100

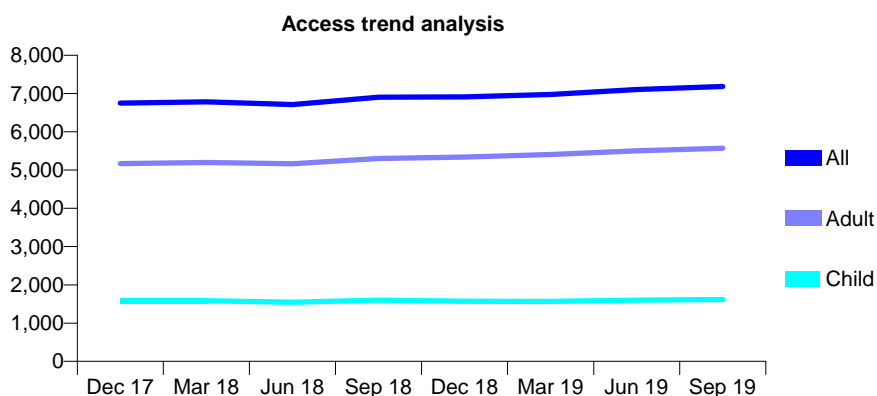
Q68 - Vital Signs At a Glance Contract Report for 325902/0002 - September 2019

Name or company name	AJ Dental Group
Contract type name	GDS Contract
Purpose of contract	General
Contract start date	01/04/2006
Contract end date	

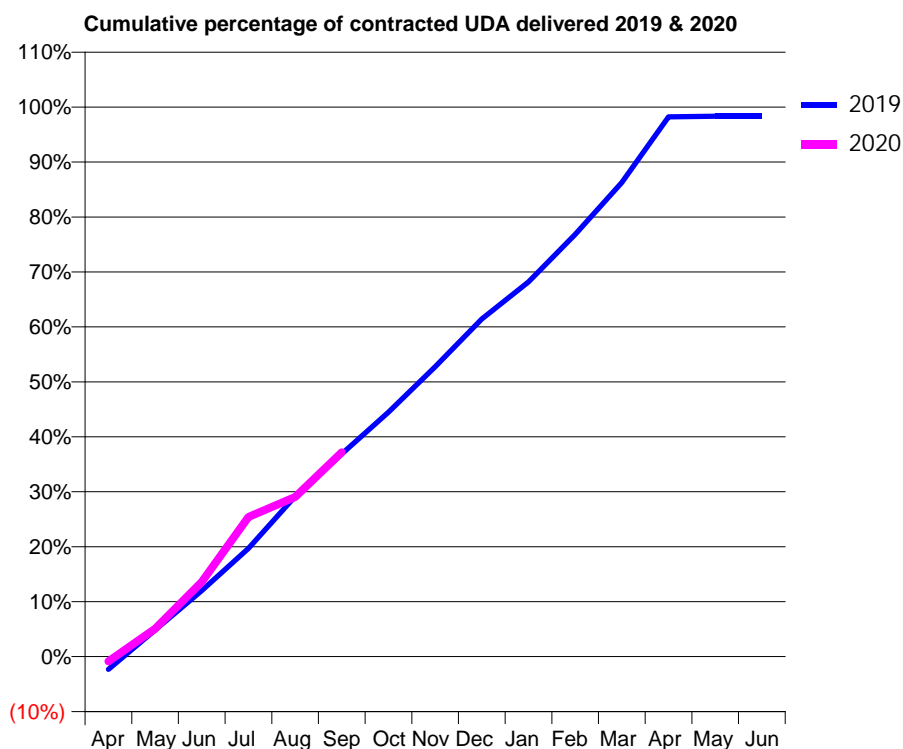
19/20 Contracted general activity (UDA)	23,284
Carry forward general activity (UDA)	384
19/20 Contracted orthodontic activity (UOA)	0
Carry forward orthodontic activity (UOA)	0
Baseline contract value	£616,587.27

ACCESS*

Patients seen in 24 months	Total	Change since previous quarter
Quarter ending September 2018	6,903	
Quarter ending December 2018	6,909	→
Quarter ending March 2019	6,972	→
Quarter ending June 2019	7,105	→
Quarter ending September 2019	7,185	→
Variance since September 2018	4.1%	↑



ACTIVITY



Month	Adjusted Scheduled Activity (UDA)	
	2019	2020
April	-548	-208
May	1,128	1,185
June	2,802	3,166
July	4,592	5,917
August	6,795	6,764
September	8,593	8,655
October	10,362	
November	12,279	
December	14,302	
January	15,883	
February	17,892	
March	20,091	
April	22,871	
May	22,890	
June	22,899	

QUALITY

	Quantity	Base Number	Contract	AT	Region	England
% of FP17s for the same patient ID Re-attending within 3 months - Children	81	1,271	6.4%	9.2%	10.8%	11.5%
% of FP17s for the same patient ID Re-attending within 3 months - Adults	532	4,127	12.9%	14.8%	15.2%	15.4%
% of FP17s for the same patient ID Re-attending between 3 & 9 months - Children	749	1,271	58.9%	61.5%	62.2%	59.7%
% of FP17s for the same patient ID Re-attending between 3 & 9 months - Adults	2,429	4,127	58.9%	52.4%	52.9%	51.7%
% of FP17s for Band 1 Urgent Courses	430	4,310	10.0%	9.3%	9.7%	9.2%
% of FP17s Relating to Free Repair or Replacements	32	4,310	0.7%	0.5%	0.6%	0.7%
% of FP17s Relating to Continuations	1	4,310	0.0%	0.7%	0.7%	0.8%
% of Patients satisfied with the dentistry they have received	2	2	N/A	93.6%	93.6%	93.5%
% of Patients satisfied with the time they had to wait for an appointment	2	2	N/A	88.5%	86.3%	87.4%

* This is based on patients treated on this contract for their most recent course of treatment. Figures in italics indicate the base number of FP17s or Patient Questionnaire responses are less than 100. N/A is shown where the base number of responses is less than 10 during the period. % is calculated as Quantity/Base number*100

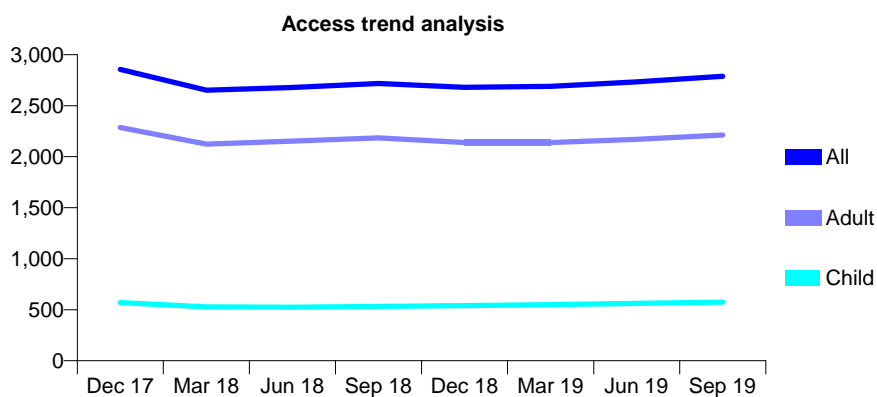
Q68 - Vital Signs At a Glance Contract Report for 326011/0001 - September 2019

Name or company name	Firs Dental Surgery Partnership
Contract type name	GDS Contract
Purpose of contract	General
Contract start date	01/04/2006
Contract end date	

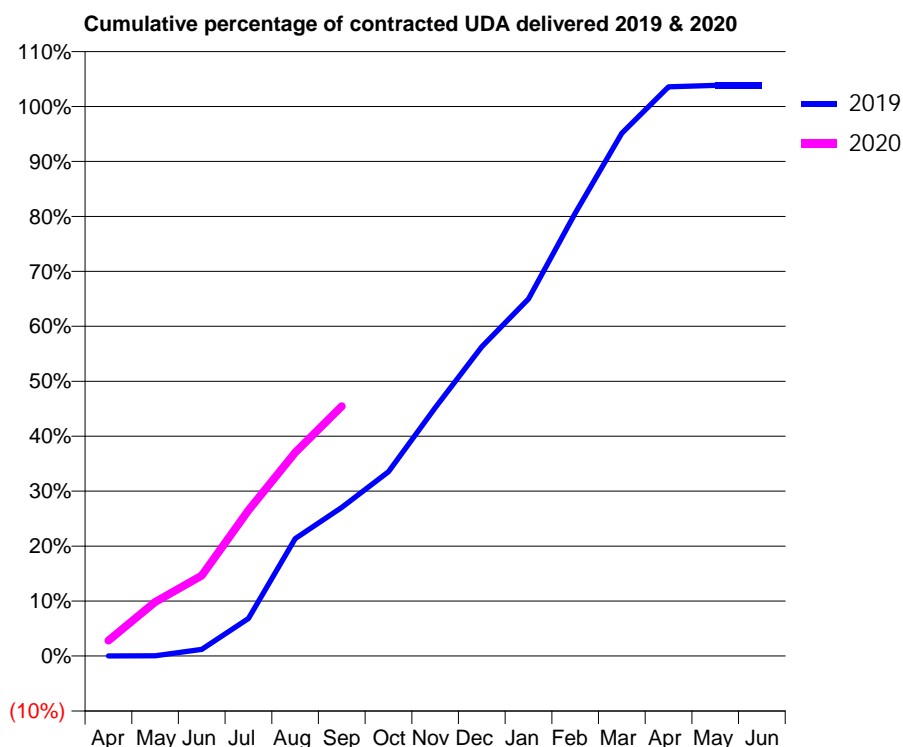
19/20 Contracted general activity (UDA)	9,700
Carry forward general activity (UDA)	0
19/20 Contracted orthodontic activity (UOA)	0
Carry forward orthodontic activity (UOA)	0
Baseline contract value	£226,604.09

ACCESS*

Patients seen in 24 months	Total	Change since previous quarter
Quarter ending September 2018	2,717	
Quarter ending December 2018	2,680	↓
Quarter ending March 2019	2,689	→
Quarter ending June 2019	2,734	→
Quarter ending September 2019	2,787	→
Variance since September 2018	2.6%	↑



ACTIVITY



Month	Adjusted Scheduled Activity (UDA)	
	2019	2020
April	0	275
May	3	954
June	118	1,421
July	663	2,572
August	2,074	3,594
September	2,624	4,408
October	3,252	
November	4,383	
December	5,461	
January	6,306	
February	7,819	
March	9,228	
April	10,045	
May	10,070	
June	10,070	

QUALITY

	Quantity	Base Number	Contract	AT	Region	England
% of FP17s for the same patient ID Re-attending within 3 months - Children	24	383	6.3%	9.2%	10.8%	11.5%
% of FP17s for the same patient ID Re-attending within 3 months - Adults	104	1,242	8.4%	14.8%	15.2%	15.4%
% of FP17s for the same patient ID Re-attending between 3 & 9 months - Children	215	383	56.1%	61.5%	62.2%	59.7%
% of FP17s for the same patient ID Re-attending between 3 & 9 months - Adults	622	1,242	50.1%	52.4%	52.9%	51.7%
% of FP17s for Band 1 Urgent Courses	124	1,471	8.4%	9.3%	9.7%	9.2%
% of FP17s Relating to Free Repair or Replacements	0	1,471	0.0%	0.5%	0.6%	0.7%
% of FP17s Relating to Continuations	0	1,471	0.0%	0.7%	0.7%	0.8%
% of Patients satisfied with the dentistry they have received	0	0	N/A	93.6%	93.6%	93.5%
% of Patients satisfied with the time they had to wait for an appointment	0	0	N/A	88.5%	86.3%	87.4%

* This is based on patients treated on this contract for their most recent course of treatment. Figures in italics indicate the base number of FP17s or Patient Questionnaire responses are less than 100. N/A is shown where the base number of responses is less than 10 during the period. % is calculated as Quantity/Base number*100

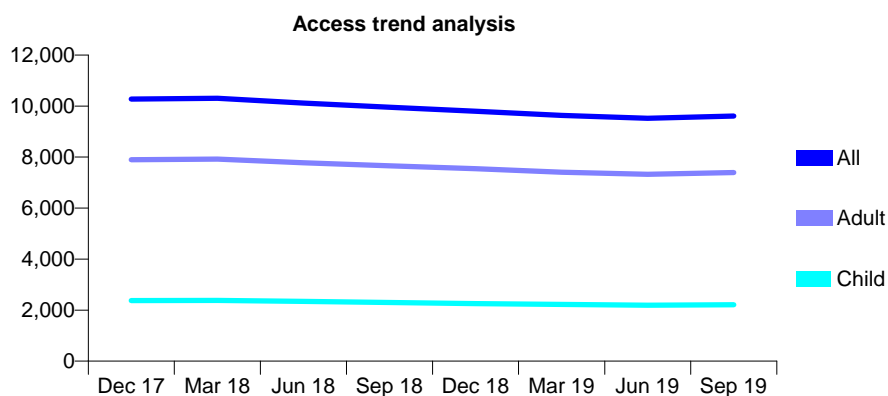
Q68 - Vital Signs At a Glance Contract Report for 331279/0002 - September 2019

Name or company name	Battle Road Dental Practice
Contract type name	GDS Contract
Purpose of contract	General
Contract start date	01/04/2008
Contract end date	

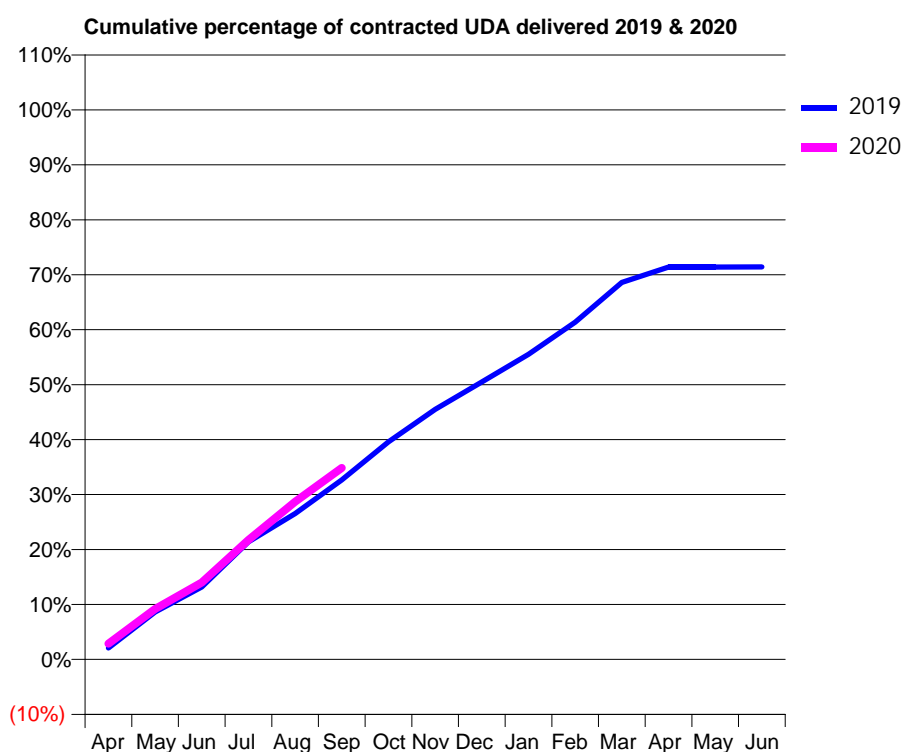
19/20 Contracted general activity (UDA)	30,290
Carry forward general activity (UDA)	0
19/20 Contracted orthodontic activity (UOA)	0
Carry forward orthodontic activity (UOA)	0
Baseline contract value	£833,799.74

ACCESS*

Patients seen in 24 months	Total	Change since previous quarter
Quarter ending September 2018	9,954	
Quarter ending December 2018	9,795	↓
Quarter ending March 2019	9,633	↓
Quarter ending June 2019	9,519	↓
Quarter ending September 2019	9,608	→
Variance since September 2018	(3.5%)	↓



ACTIVITY



Month	Adjusted Scheduled Activity (UDA)	
	2019	2020
April	628	871
May	2,615	2,784
June	3,997	4,236
July	6,480	6,581
August	8,036	8,694
September	9,900	10,557
October	11,995	
November	13,782	
December	15,293	
January	16,821	
February	18,596	
March	20,775	
April	21,628	
May	21,632	
June	21,633	

QUALITY

	Quantity	Base Number	Contract	AT	Region	England
% of FP17s for the same patient ID Re-attending within 3 months - Children	133	1,770	7.5%	9.2%	10.8%	11.5%
% of FP17s for the same patient ID Re-attending within 3 months - Adults	919	5,626	16.3%	14.8%	15.2%	15.4%
% of FP17s for the same patient ID Re-attending between 3 & 9 months - Children	1,022	1,770	57.7%	61.5%	62.2%	59.7%
% of FP17s for the same patient ID Re-attending between 3 & 9 months - Adults	2,897	5,626	51.5%	52.4%	52.9%	51.7%
% of FP17s for Band 1 Urgent Courses	821	6,246	13.1%	9.3%	9.7%	9.2%
% of FP17s Relating to Free Repair or Replacements	52	6,246	0.8%	0.5%	0.6%	0.7%
% of FP17s Relating to Continuations	30	6,246	0.5%	0.7%	0.7%	0.8%
% of Patients satisfied with the dentistry they have received	5	5	N/A	93.6%	93.6%	93.5%
% of Patients satisfied with the time they had to wait for an appointment	4	5	N/A	88.5%	86.3%	87.4%

* This is based on patients treated on this contract for their most recent course of treatment. Figures in italics indicate the base number of FP17s or Patient Questionnaire responses are less than 100. N/A is shown where the base number of responses is less than 10 during the period. % is calculated as Quantity/Base number*100

Q68 - Vital Signs At a Glance Contract Report for 331279/0005 - September 2019

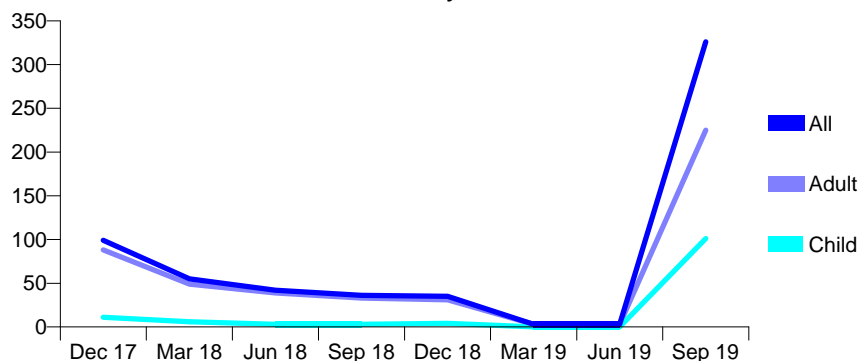
Name or company name	Battle Road Dental Practice
Contract type name	GDS Contract
Purpose of contract	General
Contract start date	01/04/2012
Contract end date	

19/20 Contracted general activity (UDA)	4,939
Carry forward general activity (UDA)	0
19/20 Contracted orthodontic activity (UOA)	0
Carry forward orthodontic activity (UOA)	0
Baseline contract value	£115,578.03

ACCESS*

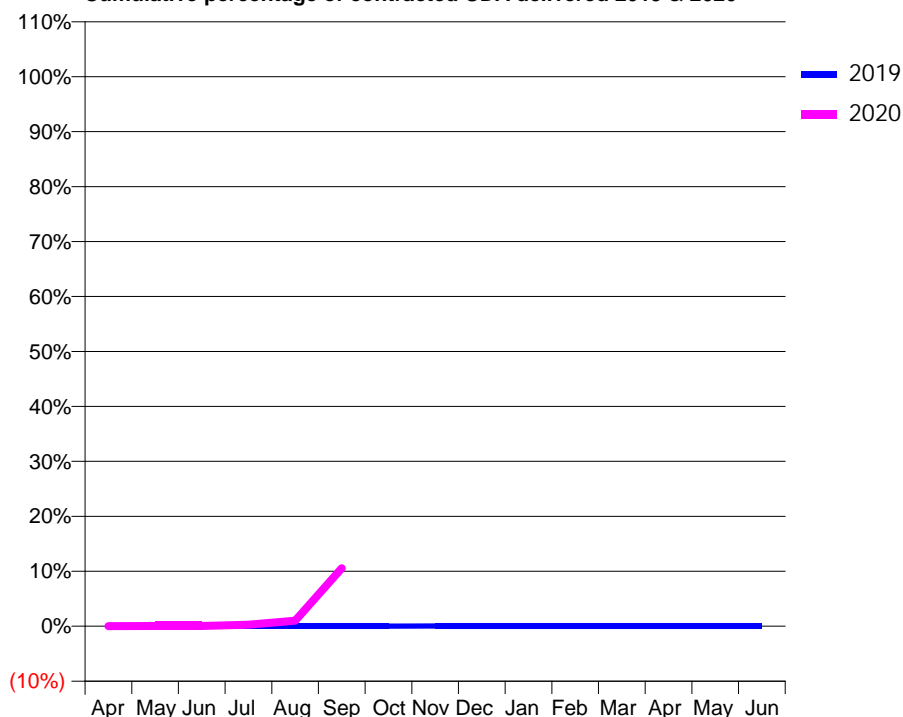
Patients seen in 24 months	Total	Change since previous quarter
Quarter ending September 2018	36	
Quarter ending December 2018	35	↓
Quarter ending March 2019	3	↓
Quarter ending June 2019	3	→
Quarter ending September 2019	326	↑
Variance since September 2018	805.6%	↑

Access trend analysis



ACTIVITY

Cumulative percentage of contracted UDA delivered 2019 & 2020



Adjusted Scheduled Activity (UDA)

Month	2019	2020
April	0	0
May	0	1
June	0	1
July	0	13
August	0	49
September	0	522
October	0	
November	3	
December	3	
January	3	
February	3	
March	3	
April	3	
May	3	
June	3	

QUALITY

	Quantity	Base Number	Contract	AT	Region	England
% of FP17s for the same patient ID Re-attending within 3 months - Children	1	98	1.0%	9.2%	10.8%	11.5%
% of FP17s for the same patient ID Re-attending within 3 months - Adults	3	213	1.4%	14.8%	15.2%	15.4%
% of FP17s for the same patient ID Re-attending between 3 & 9 months - Children	0	98	0.0%	61.5%	62.2%	59.7%
% of FP17s for the same patient ID Re-attending between 3 & 9 months - Adults	0	213	0.0%	52.4%	52.9%	51.7%
% of FP17s for Band 1 Urgent Courses	34	311	10.9%	9.3%	9.7%	9.2%
% of FP17s Relating to Free Repair or Replacements	5	311	1.6%	0.5%	0.6%	0.7%
% of FP17s Relating to Continuations	0	311	0.0%	0.7%	0.7%	0.8%
% of Patients satisfied with the dentistry they have received	0	0	N/A	93.6%	93.6%	93.5%
% of Patients satisfied with the time they had to wait for an appointment	0	0	N/A	88.5%	86.3%	87.4%

* This is based on patients treated on this contract for their most recent course of treatment.

Figures in italics indicate the base number of FP17s or Patient Questionnaire responses are less than 100. N/A is shown where the base number of responses is less than 10 during the period. % is calculated as Quantity/Base number*100

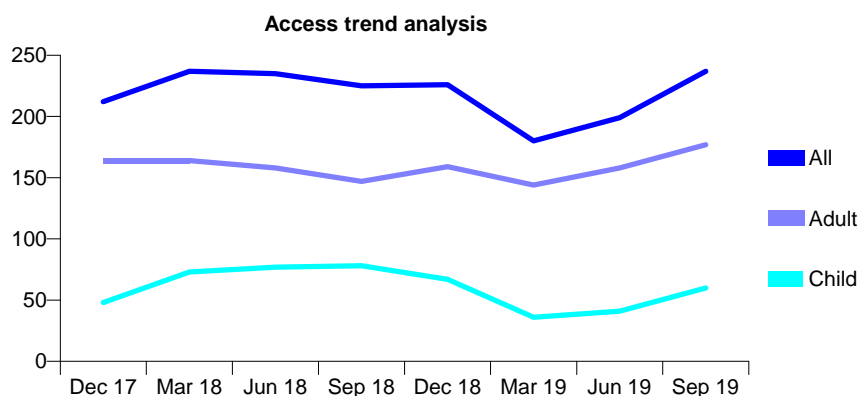
Q68 - Vital Signs At a Glance Contract Report for 331910/0001 - September 2019

Name or company name	MRS RV EVANS
Contract type name	GDS Contract
Purpose of contract	General
Contract start date	01/06/2006
Contract end date	

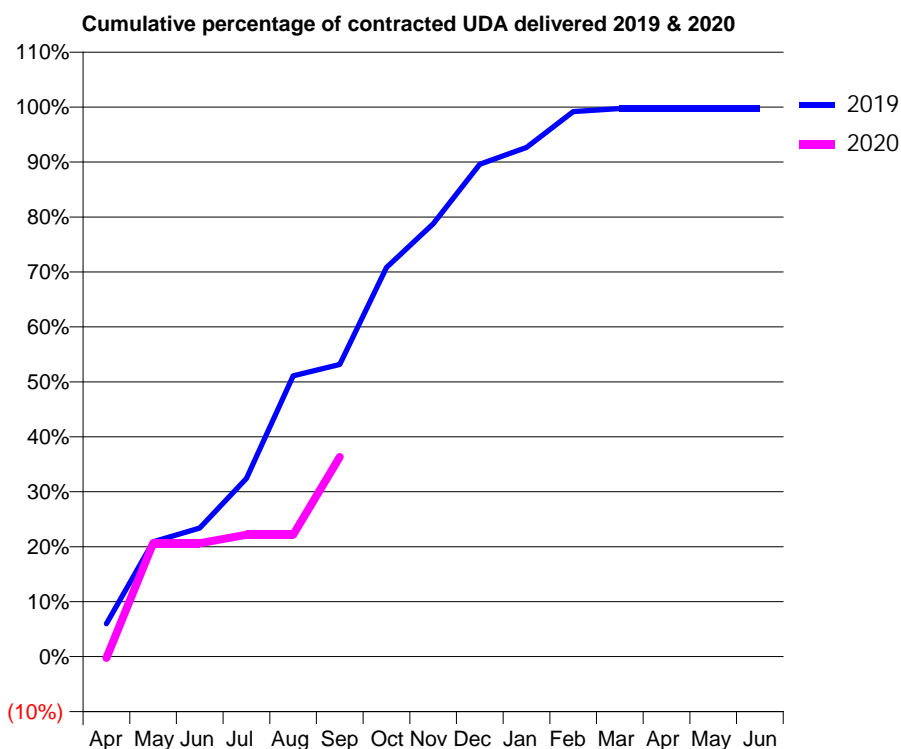
19/20 Contracted general activity (UDA)	720
Carry forward general activity (UDA)	2
19/20 Contracted orthodontic activity (UOA)	0
Carry forward orthodontic activity (UOA)	0
Baseline contract value	£21,121.78

ACCESS*

Patients seen in 24 months	Total	Change since previous quarter
Quarter ending September 2018	225	
Quarter ending December 2018	226	→
Quarter ending March 2019	180	↓
Quarter ending June 2019	199	↑
Quarter ending September 2019	237	↑
Variance since September 2018	5.3%	↑



ACTIVITY



Month	Adjusted Scheduled Activity (UDA)	
	2019	2020
April	43	-2
May	151	149
June	169	149
July	234	160
August	368	160
September	383	262
October	510	
November	567	
December	645	
January	667	
February	714	
March	718	
April	718	
May	718	
June	718	

QUALITY

	Quantity	Base Number	Contract	AT	Region	England
% of FP17s for the same patient ID Re-attending within 3 months - Children	0	41	0.0%	9.2%	10.8%	11.5%
% of FP17s for the same patient ID Re-attending within 3 months - Adults	1	95	1.1%	14.8%	15.2%	15.4%
% of FP17s for the same patient ID Re-attending between 3 & 9 months - Children	3	41	7.3%	61.5%	62.2%	59.7%
% of FP17s for the same patient ID Re-attending between 3 & 9 months - Adults	10	95	10.5%	52.4%	52.9%	51.7%
% of FP17s for Band 1 Urgent Courses	3	136	2.2%	9.3%	9.7%	9.2%
% of FP17s Relating to Free Repair or Replacements	3	136	2.2%	0.5%	0.6%	0.7%
% of FP17s Relating to Continuations	0	136	0.0%	0.7%	0.7%	0.8%
% of Patients satisfied with the dentistry they have received	0	0	N/A	93.6%	93.6%	93.5%
% of Patients satisfied with the time they had to wait for an appointment	0	0	N/A	88.5%	86.3%	87.4%

* This is based on patients treated on this contract for their most recent course of treatment. Figures in italics indicate the base number of FP17s or Patient Questionnaire responses are less than 100. N/A is shown where the base number of responses is less than 10 during the period. % is calculated as Quantity/Base number*100

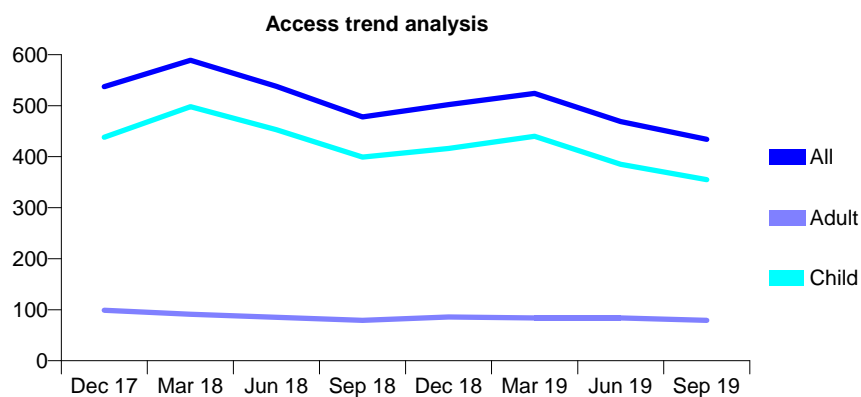
Q68 - Vital Signs At a Glance Contract Report for 332313/0001 - September 2019

Name or company name	MR JJ DREWETT
Contract type name	GDS Contract
Purpose of contract	General
Contract start date	01/04/2006
Contract end date	

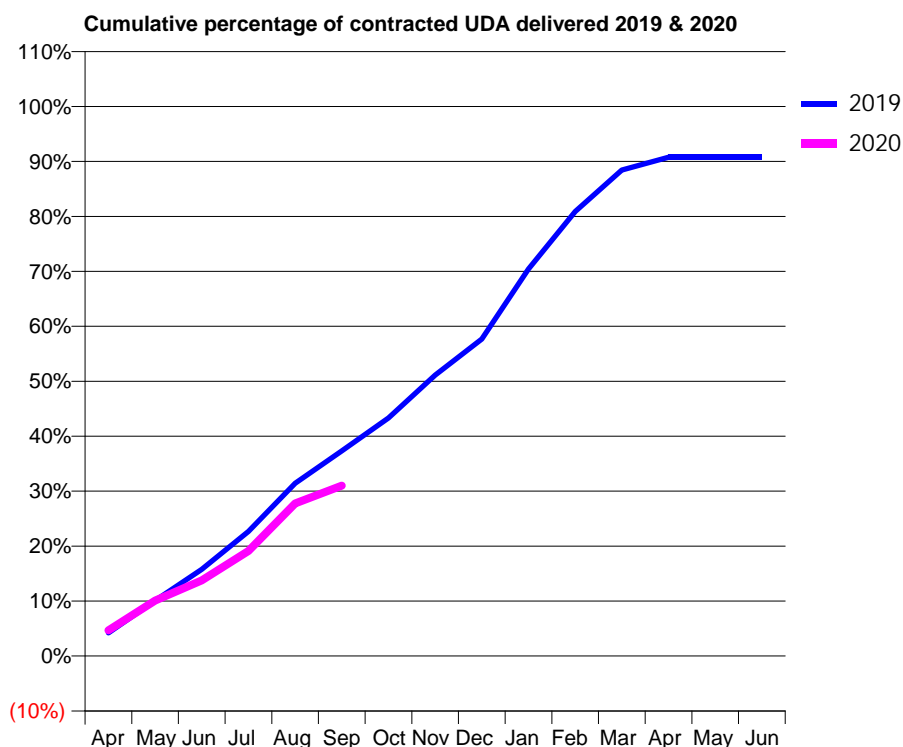
19/20 Contracted general activity (UDA)	900
Carry forward general activity (UDA)	0
19/20 Contracted orthodontic activity (UOA)	0
Carry forward orthodontic activity (UOA)	0
Baseline contract value	£27,833.25

ACCESS*

Patients seen in 24 months	Total	Change since previous quarter
Quarter ending September 2018	478	
Quarter ending December 2018	502	↑
Quarter ending March 2019	524	↑
Quarter ending June 2019	469	↓
Quarter ending September 2019	434	↓
Variance since September 2018	(9.2%)	↓



ACTIVITY



Month	Adjusted Scheduled Activity (UDA)	
	2019	2020
April	38	42
May	91	91
June	142	124
July	204	172
August	283	250
September	336	279
October	390	
November	460	
December	519	
January	634	
February	728	
March	796	
April	817	
May	817	
June	817	

QUALITY

	Quantity	Base Number	Contract	AT	Region	England
% of FP17s for the same patient ID Re-attending within 3 months - Children	2	228	0.9%	9.2%	10.8%	11.5%
% of FP17s for the same patient ID Re-attending within 3 months - Adults	1	28	3.6%	14.8%	15.2%	15.4%
% of FP17s for the same patient ID Re-attending between 3 & 9 months - Children	156	228	68.4%	61.5%	62.2%	59.7%
% of FP17s for the same patient ID Re-attending between 3 & 9 months - Adults	21	28	75.0%	52.4%	52.9%	51.7%
% of FP17s for Band 1 Urgent Courses	0	239	0.0%	9.3%	9.7%	9.2%
% of FP17s Relating to Free Repair or Replacements	0	239	0.0%	0.5%	0.6%	0.7%
% of FP17s Relating to Continuations	1	239	0.4%	0.7%	0.7%	0.8%
% of Patients satisfied with the dentistry they have received	0	0	N/A	93.6%	93.6%	93.5%
% of Patients satisfied with the time they had to wait for an appointment	0	0	N/A	88.5%	86.3%	87.4%

* This is based on patients treated on this contract for their most recent course of treatment. Figures in italics indicate the base number of FP17s or Patient Questionnaire responses are less than 100. N/A is shown where the base number of responses is less than 10 during the period. % is calculated as Quantity/Base number*100

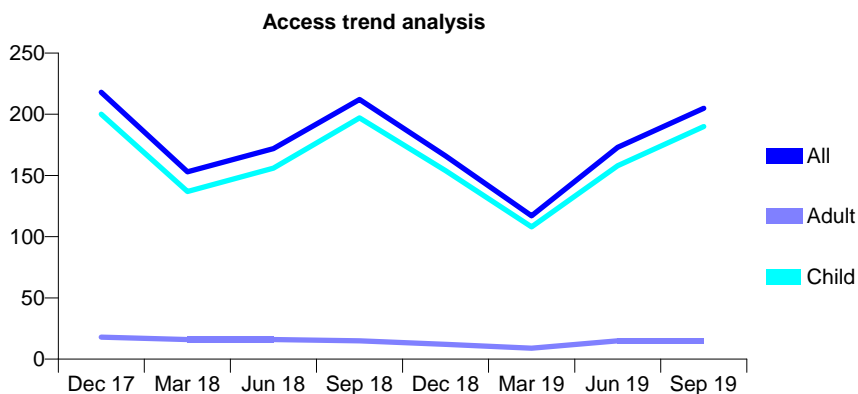
Q68 - Vital Signs At a Glance Contract Report for 332313/0002 - September 2019

Name or company name	MR JJ DREWETT
Contract type name	GDS Contract
Purpose of contract	General
Contract start date	12/05/2014
Contract end date	

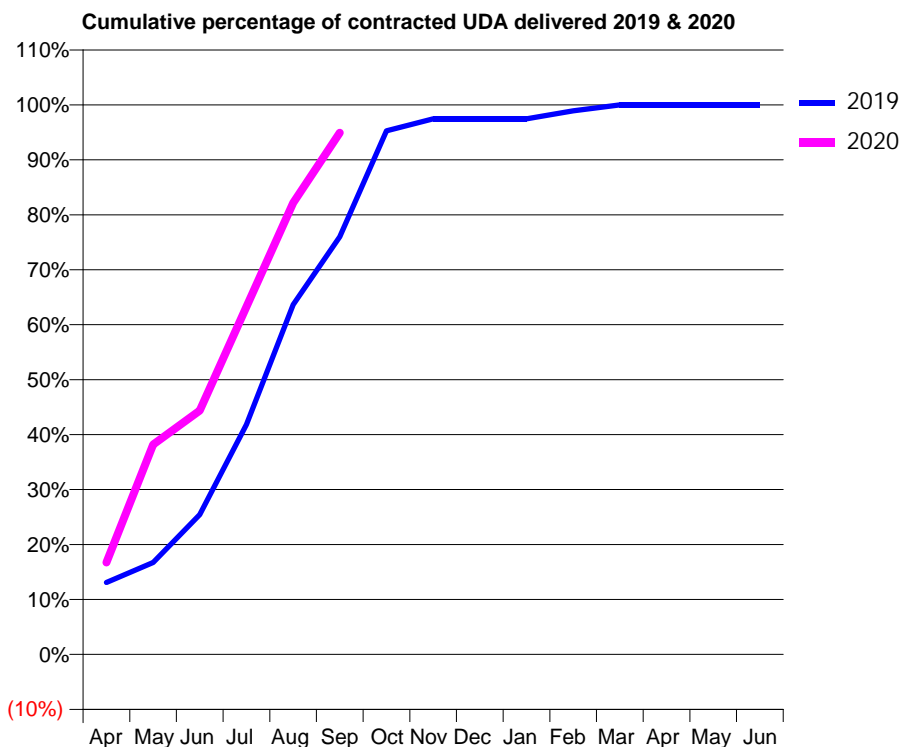
19/20 Contracted general activity (UDA)	275
Carry forward general activity (UDA)	0
19/20 Contracted orthodontic activity (UOA)	0
Carry forward orthodontic activity (UOA)	0
Baseline contract value	£6,325.10

ACCESS*

Patients seen in 24 months	Total	Change since previous quarter
Quarter ending September 2018	212	
Quarter ending December 2018	166	↓
Quarter ending March 2019	117	↓
Quarter ending June 2019	173	↑
Quarter ending September 2019	205	↑
Variance since September 2018	(3.3%)	↓



ACTIVITY



Month	2019	2020
April	36	46
May	46	105
June	70	122
July	115	174
August	175	226
September	209	261
October	262	
November	268	
December	268	
January	268	
February	272	
March	275	
April	275	
May	275	
June	275	

QUALITY

	Quantity	Base Number	Contract	AT	Region	England
% of FP17s for the same patient ID Re-attending within 3 months - Children	16	190	8.4%	9.2%	10.8%	11.5%
% of FP17s for the same patient ID Re-attending within 3 months - Adults	0	9	0.0%	14.8%	15.2%	15.4%
% of FP17s for the same patient ID Re-attending between 3 & 9 months - Children	41	190	21.6%	61.5%	62.2%	59.7%
% of FP17s for the same patient ID Re-attending between 3 & 9 months - Adults	1	9	11.1%	52.4%	52.9%	51.7%
% of FP17s for Band 1 Urgent Courses	0	199	0.0%	9.3%	9.7%	9.2%
% of FP17s Relating to Free Repair or Replacements	0	199	0.0%	0.5%	0.6%	0.7%
% of FP17s Relating to Continuations	0	199	0.0%	0.7%	0.7%	0.8%
% of Patients satisfied with the dentistry they have received	0	0	N/A	93.6%	93.6%	93.5%
% of Patients satisfied with the time they had to wait for an appointment	0	0	N/A	88.5%	86.3%	87.4%

* This is based on patients treated on this contract for their most recent course of treatment. Figures in italics indicate the base number of FP17s or Patient Questionnaire responses are less than 100. N/A is shown where the base number of responses is less than 10 during the period. % is calculated as Quantity/Base number*100

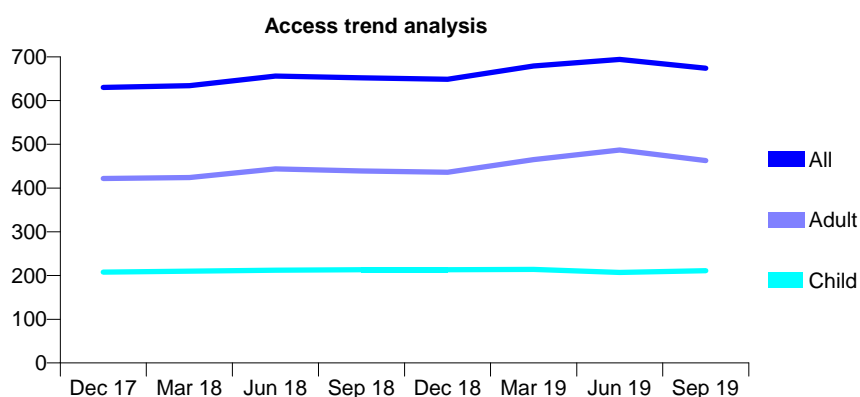
Q68 - Vital Signs At a Glance Contract Report for 334251/0001 - September 2019

Name or company name	MR AD BROWN
Contract type name	GDS Contract
Purpose of contract	General
Contract start date	01/04/2006
Contract end date	

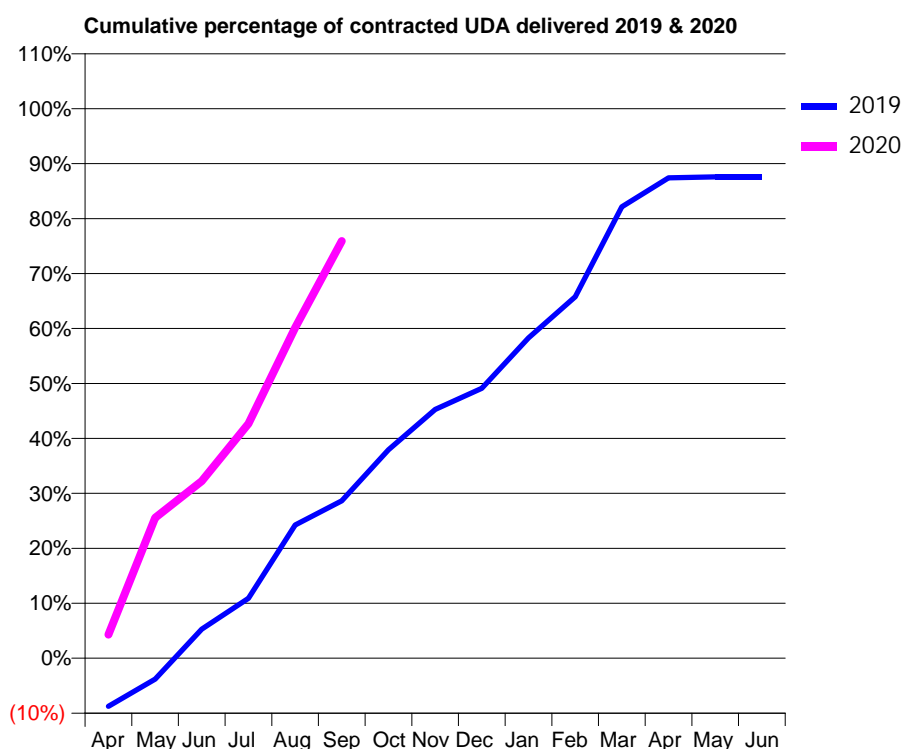
19/20 Contracted general activity (UDA)	1,192
Carry forward general activity (UDA)	0
19/20 Contracted orthodontic activity (UOA)	0
Carry forward orthodontic activity (UOA)	0
Baseline contract value	£29,688.54

ACCESS*

Patients seen in 24 months	Total	Change since previous quarter
Quarter ending September 2018	652	
Quarter ending December 2018	649	→
Quarter ending March 2019	679	↑
Quarter ending June 2019	694	↑
Quarter ending September 2019	674	↓
Variance since September 2018	3.4%	↑



ACTIVITY



Month	2019	2020
April	-210	51
May	-91	305
June	127	384
July	261	509
August	580	717
September	685	905
October	907	
November	1,083	
December	1,175	
January	1,395	
February	1,573	
March	1,965	
April	2,091	
May	2,095	
June	2,095	

QUALITY

	Quantity	Base Number	Contract	AT	Region	England
% of FP17s for the same patient ID Re-attending within 3 months - Children	1	134	0.7%	9.2%	10.8%	11.5%
% of FP17s for the same patient ID Re-attending within 3 months - Adults	19	386	4.9%	14.8%	15.2%	15.4%
% of FP17s for the same patient ID Re-attending between 3 & 9 months - Children	56	134	41.8%	61.5%	62.2%	59.7%
% of FP17s for the same patient ID Re-attending between 3 & 9 months - Adults	70	386	18.1%	52.4%	52.9%	51.7%
% of FP17s for Band 1 Urgent Courses	13	465	2.8%	9.3%	9.7%	9.2%
% of FP17s Relating to Free Repair or Replacements	0	465	0.0%	0.5%	0.6%	0.7%
% of FP17s Relating to Continuations	1	465	0.2%	0.7%	0.7%	0.8%
% of Patients satisfied with the dentistry they have received	0	0	N/A	93.6%	93.6%	93.5%
% of Patients satisfied with the time they had to wait for an appointment	0	0	N/A	88.5%	86.3%	87.4%

* This is based on patients treated on this contract for their most recent course of treatment.

Figures in italics indicate the base number of FP17s or Patient Questionnaire responses are less than 100. N/A is shown where the base number of responses is less than 10 during the period. % is calculated as Quantity/Base number*100

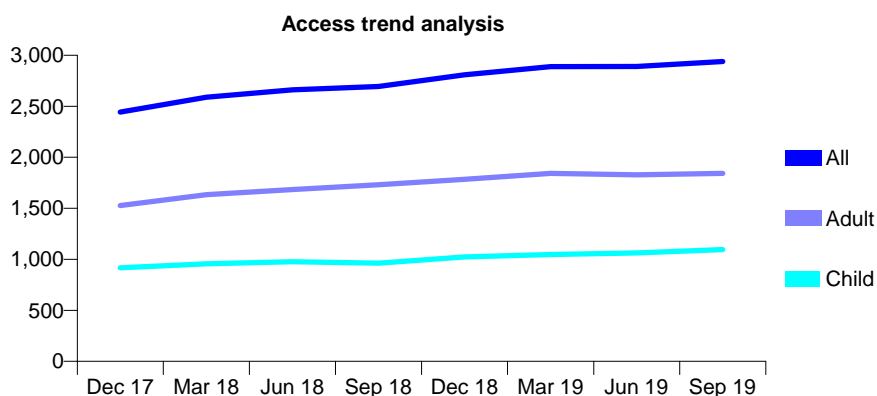
Q68 - Vital Signs At a Glance Contract Report for 336688/0001 - September 2019

Name or company name	MISS CR CAREY
Contract type name	GDS Contract
Purpose of contract	General
Contract start date	01/11/2006
Contract end date	

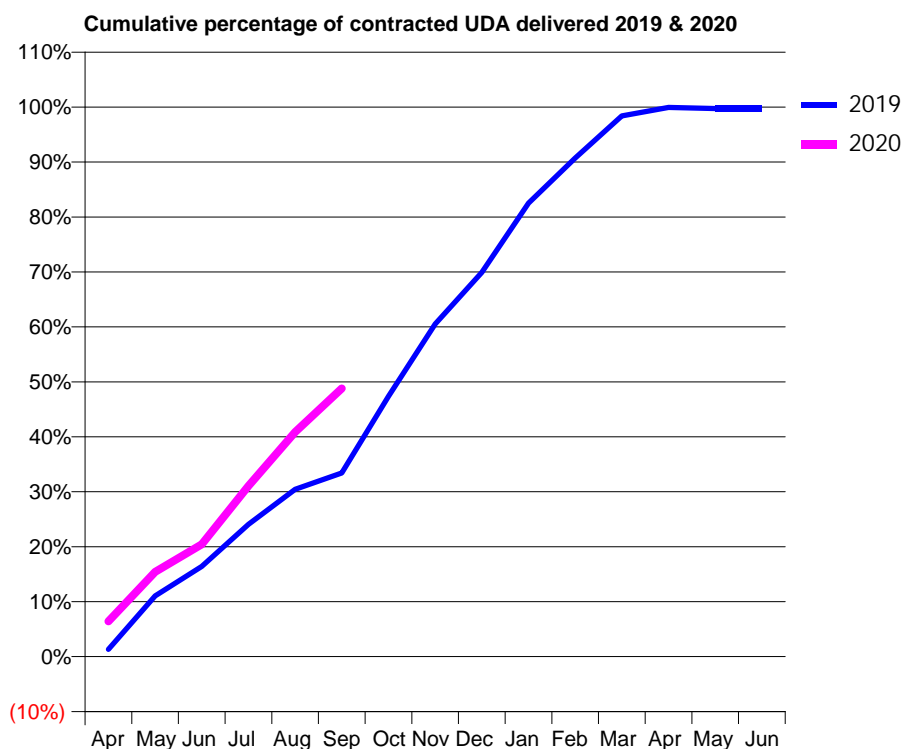
19/20 Contracted general activity (UDA)	5,000
Carry forward general activity (UDA)	13
19/20 Contracted orthodontic activity (UOA)	0
Carry forward orthodontic activity (UOA)	0
Baseline contract value	£118,132.03

ACCESS*

Patients seen in 24 months	Total	Change since previous quarter
Quarter ending September 2018	2,694	
Quarter ending December 2018	2,809	↑
Quarter ending March 2019	2,888	↑
Quarter ending June 2019	2,890	→
Quarter ending September 2019	2,939	→
Variance since September 2018	9.1%	↑



ACTIVITY



Month	Adjusted Scheduled Activity (UDA)	
	2019	2020
April	66	321
May	553	771
June	821	1,021
July	1,205	1,553
August	1,522	2,044
September	1,672	2,440
October	2,369	
November	3,027	
December	3,495	
January	4,126	
February	4,536	
March	4,920	
April	4,997	
May	4,986	
June	4,986	

QUALITY

	Quantity	Base Number	Contract	AT	Region	England
% of FP17s for the same patient ID Re-attending within 3 months - Children	61	919	6.6%	9.2%	10.8%	11.5%
% of FP17s for the same patient ID Re-attending within 3 months - Adults	173	1,242	13.9%	14.8%	15.2%	15.4%
% of FP17s for the same patient ID Re-attending between 3 & 9 months - Children	619	919	67.4%	61.5%	62.2%	59.7%
% of FP17s for the same patient ID Re-attending between 3 & 9 months - Adults	684	1,242	55.1%	52.4%	52.9%	51.7%
% of FP17s for Band 1 Urgent Courses	79	1,600	4.9%	9.3%	9.7%	9.2%
% of FP17s Relating to Free Repair or Replacements	2	1,600	0.1%	0.5%	0.6%	0.7%
% of FP17s Relating to Continuations	4	1,600	0.3%	0.7%	0.7%	0.8%
% of Patients satisfied with the dentistry they have received	1	1	N/A	93.6%	93.6%	93.5%
% of Patients satisfied with the time they had to wait for an appointment	1	1	N/A	88.5%	86.3%	87.4%

* This is based on patients treated on this contract for their most recent course of treatment. Figures in italics indicate the base number of FP17s or Patient Questionnaire responses are less than 100. N/A is shown where the base number of responses is less than 10 during the period. % is calculated as Quantity/Base number*100

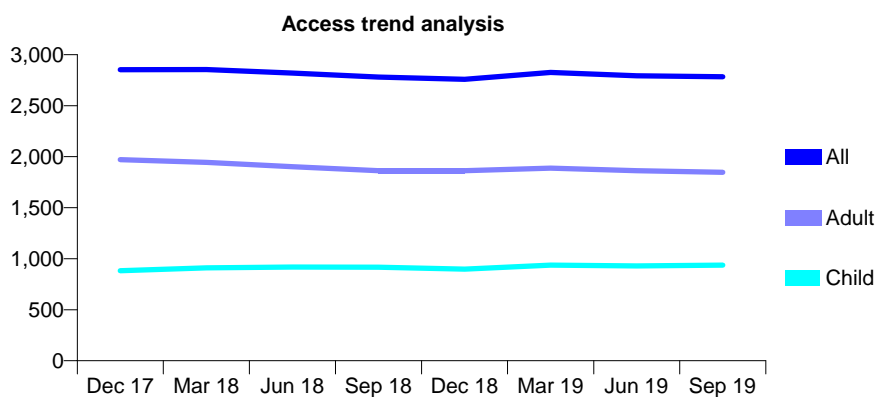
Q68 - Vital Signs At a Glance Contract Report for 336785/0005 - September 2019

Name or company name	MRS KS RADIA
Contract type name	GDS Contract
Purpose of contract	General
Contract start date	09/07/2014
Contract end date	

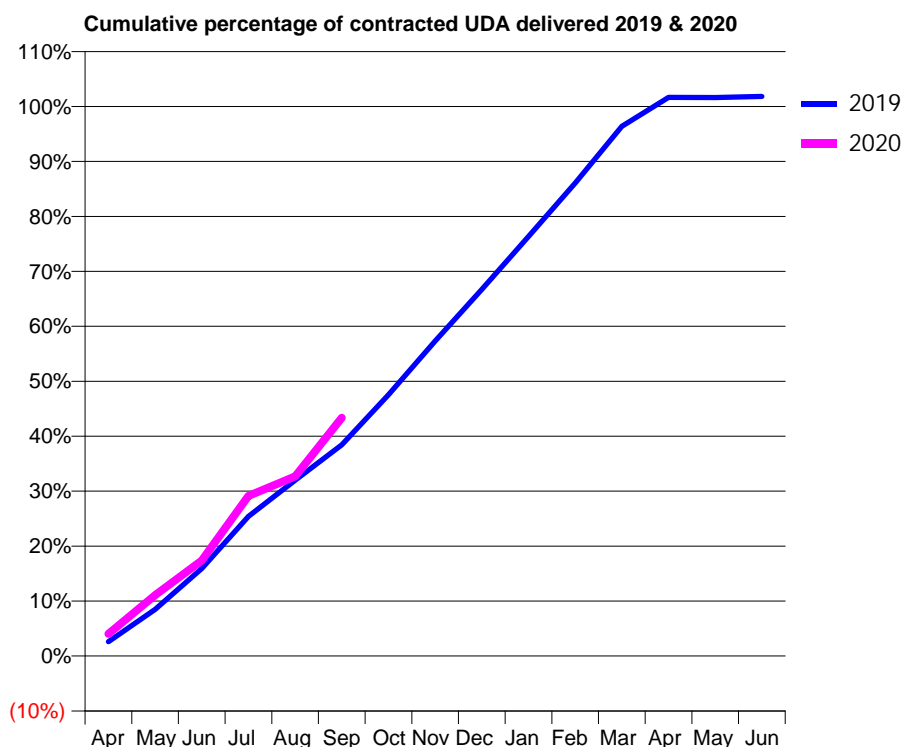
19/20 Contracted general activity (UDA)	7,000
Carry forward general activity (UDA)	0
19/20 Contracted orthodontic activity (UOA)	0
Carry forward orthodontic activity (UOA)	0
Baseline contract value	£161,029.63

ACCESS*

Patients seen in 24 months	Total	Change since previous quarter
Quarter ending September 2018	2,780	
Quarter ending December 2018	2,759	→
Quarter ending March 2019	2,826	↑
Quarter ending June 2019	2,793	↓
Quarter ending September 2019	2,784	→
Variance since September 2018	0.1%	→



ACTIVITY



Month	Adjusted Scheduled Activity (UDA)	
	2019	2020
April	183	283
May	594	775
June	1,115	1,217
July	1,779	2,040
August	2,239	2,289
September	2,690	3,034
October	3,328	
November	4,013	
December	4,668	
January	5,343	
February	6,025	
March	6,747	
April	7,115	
May	7,114	
June	7,127	

QUALITY

	Quantity	Base Number	Contract	AT	Region	England
% of FP17s for the same patient ID Re-attending within 3 months - Children	66	797	8.3%	9.2%	10.8%	11.5%
% of FP17s for the same patient ID Re-attending within 3 months - Adults	163	1,226	13.3%	14.8%	15.2%	15.4%
% of FP17s for the same patient ID Re-attending between 3 & 9 months - Children	553	797	69.4%	61.5%	62.2%	59.7%
% of FP17s for the same patient ID Re-attending between 3 & 9 months - Adults	723	1,226	59.0%	52.4%	52.9%	51.7%
% of FP17s for Band 1 Urgent Courses	172	1,851	9.3%	9.3%	9.7%	9.2%
% of FP17s Relating to Free Repair or Replacements	10	1,851	0.5%	0.5%	0.6%	0.7%
% of FP17s Relating to Continuations	0	1,851	0.0%	0.7%	0.7%	0.8%
% of Patients satisfied with the dentistry they have received	4	4	N/A	93.6%	93.6%	93.5%
% of Patients satisfied with the time they had to wait for an appointment	4	4	N/A	88.5%	86.3%	87.4%

* This is based on patients treated on this contract for their most recent course of treatment. Figures in italics indicate the base number of FP17s or Patient Questionnaire responses are less than 100. N/A is shown where the base number of responses is less than 10 during the period. % is calculated as Quantity/Base number*100

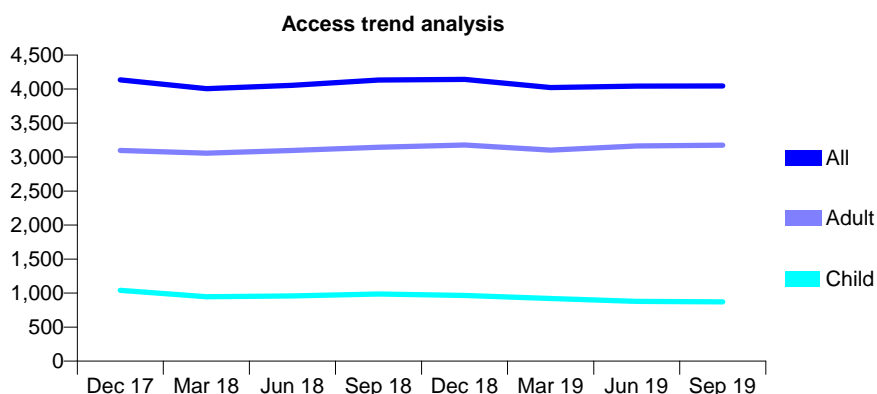
Q68 - Vital Signs At a Glance Contract Report for 337242/0001 - September 2019

Name or company name	MR CI ANDREASSON
Contract type name	GDS Contract
Purpose of contract	General
Contract start date	01/04/2006
Contract end date	

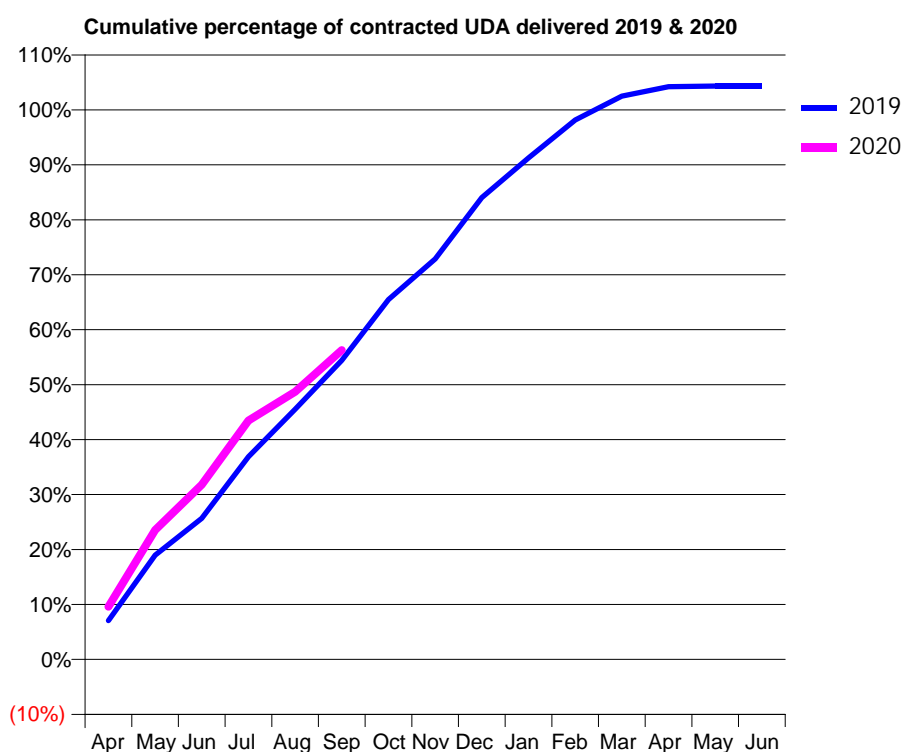
19/20 Contracted general activity (UDA)	12,656
Carry forward general activity (UDA)	0
19/20 Contracted orthodontic activity (UOA)	0
Carry forward orthodontic activity (UOA)	0
Baseline contract value	£453,764.77

ACCESS*

Patients seen in 24 months	Total	Change since previous quarter
Quarter ending September 2018	4,133	
Quarter ending December 2018	4,143	→
Quarter ending March 2019	4,023	↓
Quarter ending June 2019	4,044	→
Quarter ending September 2019	4,047	→
Variance since September 2018	(2.1%)	↓



ACTIVITY



Month	2019	2020
April	896	1,215
May	2,402	2,982
June	3,247	4,022
July	4,670	5,503
August	5,763	6,165
September	6,888	7,124
October	8,287	
November	9,223	
December	10,635	
January	11,548	
February	12,422	
March	12,972	
April	13,188	
May	13,204	
June	13,205	

QUALITY

	Quantity	Base Number	Contract	AT	Region	England
% of FP17s for the same patient ID Re-attending within 3 months - Children	64	882	7.3%	9.2%	10.8%	11.5%
% of FP17s for the same patient ID Re-attending within 3 months - Adults	386	2,696	14.3%	14.8%	15.2%	15.4%
% of FP17s for the same patient ID Re-attending between 3 & 9 months - Children	545	882	61.8%	61.5%	62.2%	59.7%
% of FP17s for the same patient ID Re-attending between 3 & 9 months - Adults	1,446	2,696	53.6%	52.4%	52.9%	51.7%
% of FP17s for Band 1 Urgent Courses	220	3,533	6.2%	9.3%	9.7%	9.2%
% of FP17s Relating to Free Repair or Replacements	16	3,533	0.5%	0.5%	0.6%	0.7%
% of FP17s Relating to Continuations	17	3,533	0.5%	0.7%	0.7%	0.8%
% of Patients satisfied with the dentistry they have received	2	2	N/A	93.6%	93.6%	93.5%
% of Patients satisfied with the time they had to wait for an appointment	2	2	N/A	88.5%	86.3%	87.4%

* This is based on patients treated on this contract for their most recent course of treatment. Figures in italics indicate the base number of FP17s or Patient Questionnaire responses are less than 100. N/A is shown where the base number of responses is less than 10 during the period. % is calculated as Quantity/Base number*100

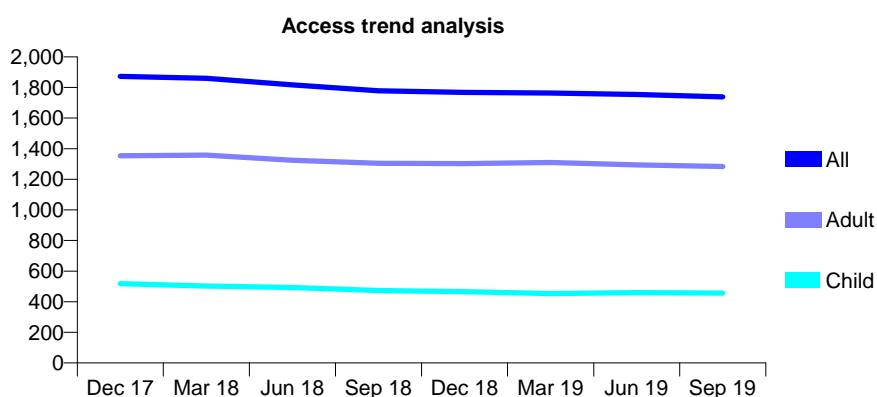
Q68 - Vital Signs At a Glance Contract Report for 337358/0001 - September 2019

Name or company name	MR NS KONDEL
Contract type name	GDS Contract
Purpose of contract	General
Contract start date	01/04/2006
Contract end date	

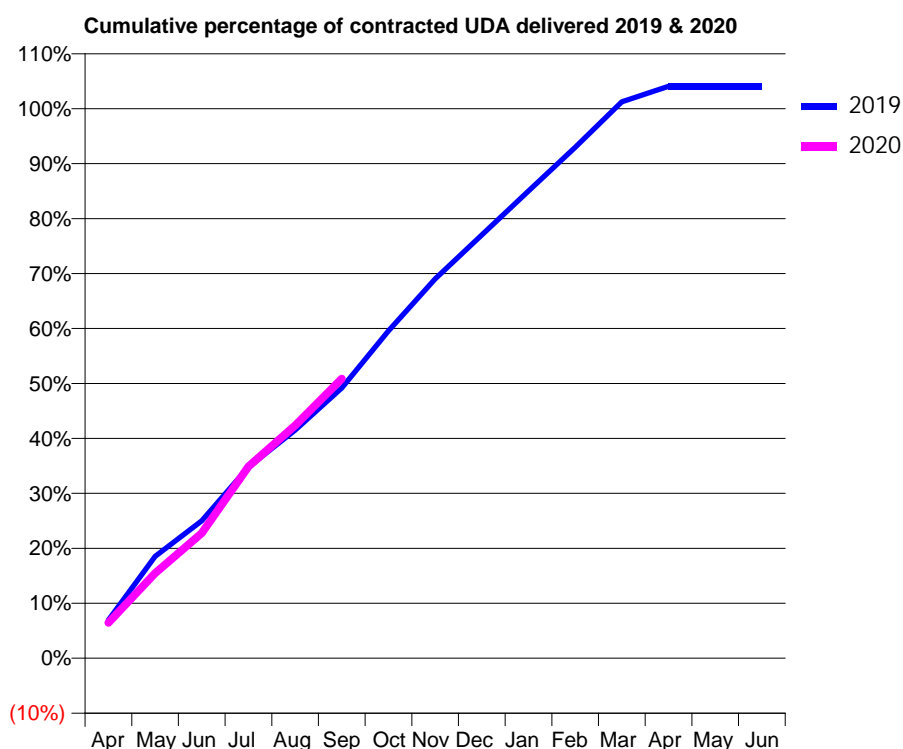
19/20 Contracted general activity (UDA)	5,535
Carry forward general activity (UDA)	0
19/20 Contracted orthodontic activity (UOA)	0
Carry forward orthodontic activity (UOA)	0
Baseline contract value	£140,387.78

ACCESS*

Patients seen in 24 months	Total	Change since previous quarter
Quarter ending September 2018	1,778	
Quarter ending December 2018	1,768	→
Quarter ending March 2019	1,763	→
Quarter ending June 2019	1,754	→
Quarter ending September 2019	1,739	→
Variance since September 2018	(2.2%)	↓



ACTIVITY



Month	2019	2020
April	384	356
May	1,027	857
June	1,384	1,261
July	1,925	1,930
August	2,297	2,344
September	2,722	2,815
October	3,297	
November	3,821	
December	4,263	
January	4,706	
February	5,146	
March	5,604	
April	5,760	
May	5,760	
June	5,760	

QUALITY

	Quantity	Base Number	Contract	AT	Region	England
% of FP17s for the same patient ID Re-attending within 3 months - Children	77	443	17.4%	9.2%	10.8%	11.5%
% of FP17s for the same patient ID Re-attending within 3 months - Adults	335	1,204	27.8%	14.8%	15.2%	15.4%
% of FP17s for the same patient ID Re-attending between 3 & 9 months - Children	277	443	62.5%	61.5%	62.2%	59.7%
% of FP17s for the same patient ID Re-attending between 3 & 9 months - Adults	697	1,204	57.9%	52.4%	52.9%	51.7%
% of FP17s for Band 1 Urgent Courses	156	1,573	9.9%	9.3%	9.7%	9.2%
% of FP17s Relating to Free Repair or Replacements	14	1,573	0.9%	0.5%	0.6%	0.7%
% of FP17s Relating to Continuations	5	1,573	0.3%	0.7%	0.7%	0.8%
% of Patients satisfied with the dentistry they have received	2	2	N/A	93.6%	93.6%	93.5%
% of Patients satisfied with the time they had to wait for an appointment	2	2	N/A	88.5%	86.3%	87.4%

* This is based on patients treated on this contract for their most recent course of treatment.

Figures in italics indicate the base number of FP17s or Patient Questionnaire responses are less than 100. N/A is shown where the base number of responses is less than 10 during the period. % is calculated as Quantity/Base number*100

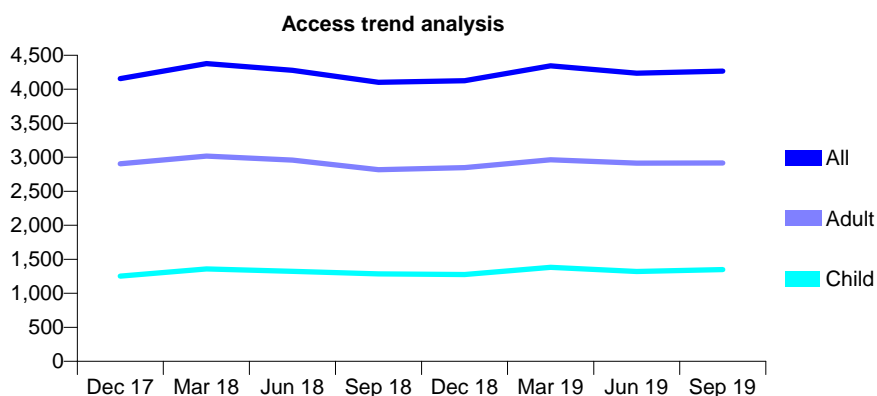
Q68 - Vital Signs At a Glance Contract Report for 340286/0003 - September 2019

Name or company name	MS V BADIANAT
Contract type name	GDS Contract
Purpose of contract	General
Contract start date	01/01/2008
Contract end date	

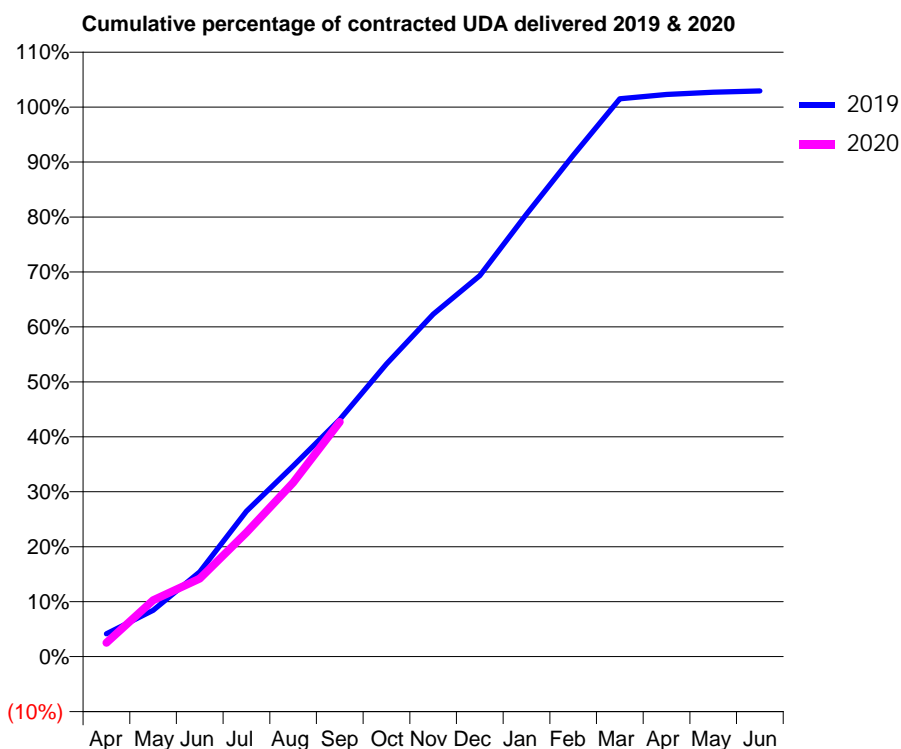
19/20 Contracted general activity (UDA)	11,000
Carry forward general activity (UDA)	0
19/20 Contracted orthodontic activity (UOA)	0
Carry forward orthodontic activity (UOA)	0
Baseline contract value	£320,523.90

ACCESS*

Patients seen in 24 months	Total	Change since previous quarter
Quarter ending September 2018	4,103	
Quarter ending December 2018	4,126	→
Quarter ending March 2019	4,344	↑
Quarter ending June 2019	4,236	↓
Quarter ending September 2019	4,267	→
Variance since September 2018	4.0%	↑



ACTIVITY



Month	Adjusted Scheduled Activity (UDA)	
	2019	2020
April	458	275
May	926	1,131
June	1,696	1,563
July	2,912	2,484
August	3,816	3,484
September	4,744	4,696
October	5,858	
November	6,853	
December	7,626	
January	8,856	
February	10,037	
March	11,163	
April	11,253	
May	11,298	
June	11,323	

QUALITY

	Quantity	Base Number	Contract	AT	Region	England
% of FP17s for the same patient ID Re-attending within 3 months - Children	40	940	4.3%	9.2%	10.8%	11.5%
% of FP17s for the same patient ID Re-attending within 3 months - Adults	135	1,758	7.7%	14.8%	15.2%	15.4%
% of FP17s for the same patient ID Re-attending between 3 & 9 months - Children	651	940	69.3%	61.5%	62.2%	59.7%
% of FP17s for the same patient ID Re-attending between 3 & 9 months - Adults	1,105	1,758	62.9%	52.4%	52.9%	51.7%
% of FP17s for Band 1 Urgent Courses	138	2,608	5.3%	9.3%	9.7%	9.2%
% of FP17s Relating to Free Repair or Replacements	4	2,608	0.2%	0.5%	0.6%	0.7%
% of FP17s Relating to Continuations	3	2,608	0.1%	0.7%	0.7%	0.8%
% of Patients satisfied with the dentistry they have received	2	2	N/A	93.6%	93.6%	93.5%
% of Patients satisfied with the time they had to wait for an appointment	2	2	N/A	88.5%	86.3%	87.4%

* This is based on patients treated on this contract for their most recent course of treatment. Figures in italics indicate the base number of FP17s or Patient Questionnaire responses are less than 100. N/A is shown where the base number of responses is less than 10 during the period. % is calculated as Quantity/Base number*100

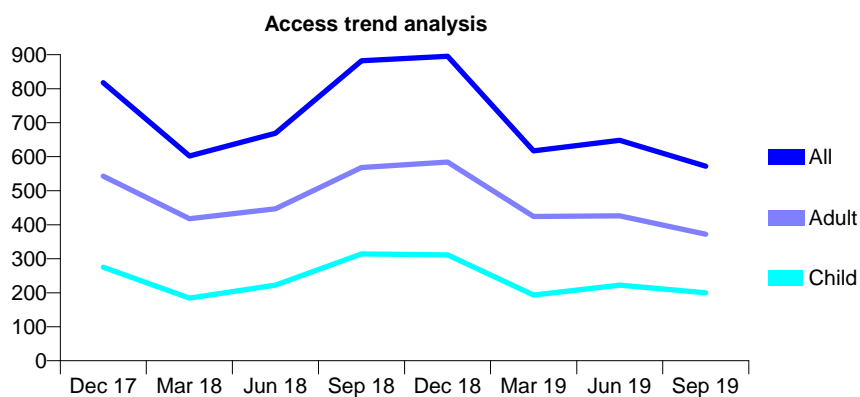
Q68 - Vital Signs At a Glance Contract Report for 340286/0004 - September 2019

Name or company name	MS V BADIANAT
Contract type name	GDS Contract
Purpose of contract	General
Contract start date	01/07/2011
Contract end date	

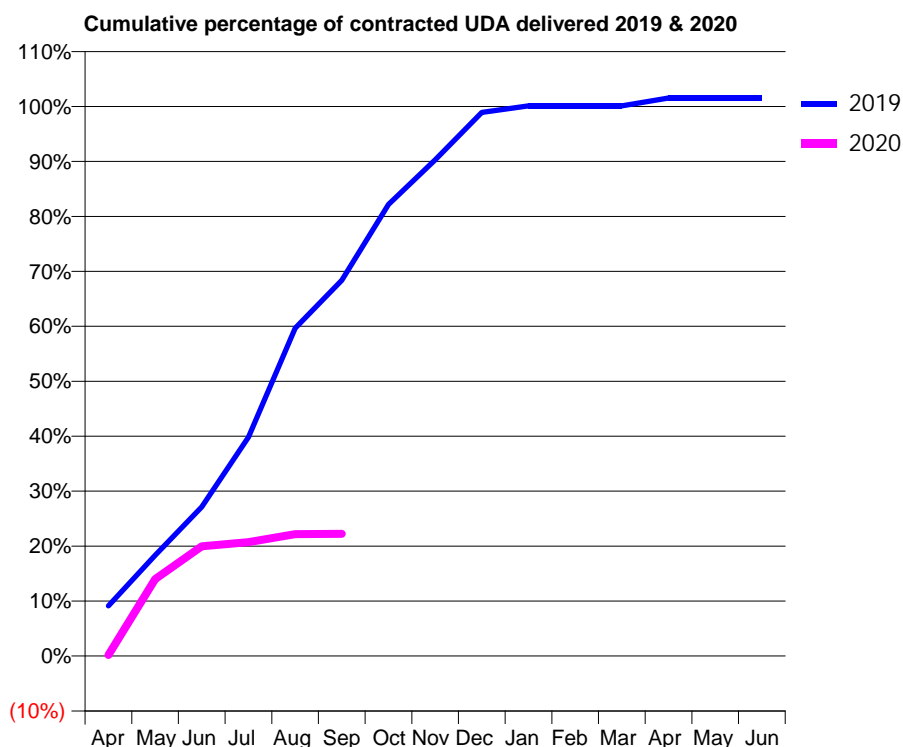
19/20 Contracted general activity (UDA)	1,670
Carry forward general activity (UDA)	0
19/20 Contracted orthodontic activity (UOA)	0
Carry forward orthodontic activity (UOA)	0
Baseline contract value	£49,322.62

ACCESS*

Patients seen in 24 months	Total	Change since previous quarter
Quarter ending September 2018	882	
Quarter ending December 2018	895	→
Quarter ending March 2019	617	↓
Quarter ending June 2019	648	↑
Quarter ending September 2019	572	↓
Variance since September 2018	(35.1%)	↓



ACTIVITY



Month	Adjusted Scheduled Activity (UDA)	
	2019	2020
April	152	3
May	306	234
June	453	333
July	665	346
August	996	370
September	1,142	371
October	1,372	
November	1,508	
December	1,652	
January	1,672	
February	1,672	
March	1,672	
April	1,696	
May	1,696	
June	1,696	

QUALITY

	Quantity	Base Number	Contract	AT	Region	England
% of FP17s for the same patient ID Re-attending within 3 months - Children	2	109	1.8%	9.2%	10.8%	11.5%
% of FP17s for the same patient ID Re-attending within 3 months - Adults	3	155	1.9%	14.8%	15.2%	15.4%
% of FP17s for the same patient ID Re-attending between 3 & 9 months - Children	51	109	46.8%	61.5%	62.2%	59.7%
% of FP17s for the same patient ID Re-attending between 3 & 9 months - Adults	69	155	44.5%	52.4%	52.9%	51.7%
% of FP17s for Band 1 Urgent Courses	23	248	9.3%	9.3%	9.7%	9.2%
% of FP17s Relating to Free Repair or Replacements	0	248	0.0%	0.5%	0.6%	0.7%
% of FP17s Relating to Continuations	0	248	0.0%	0.7%	0.7%	0.8%
% of Patients satisfied with the dentistry they have received	0	0	N/A	93.6%	93.6%	93.5%
% of Patients satisfied with the time they had to wait for an appointment	0	0	N/A	88.5%	86.3%	87.4%

* This is based on patients treated on this contract for their most recent course of treatment. Figures in italics indicate the base number of FP17s or Patient Questionnaire responses are less than 100. N/A is shown where the base number of responses is less than 10 during the period. % is calculated as Quantity/Base number*100

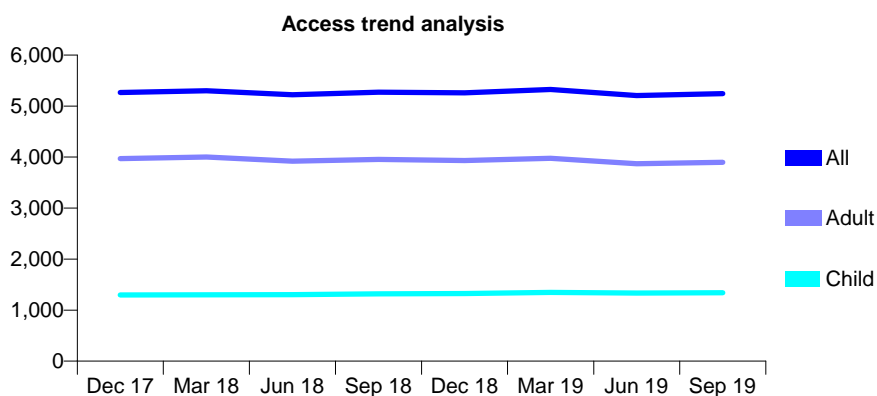
Q68 - Vital Signs At a Glance Contract Report for 341541/0001 - September 2019

Name or company name	MISS S IMANI
Contract type name	GDS Contract
Purpose of contract	General
Contract start date	01/04/2006
Contract end date	

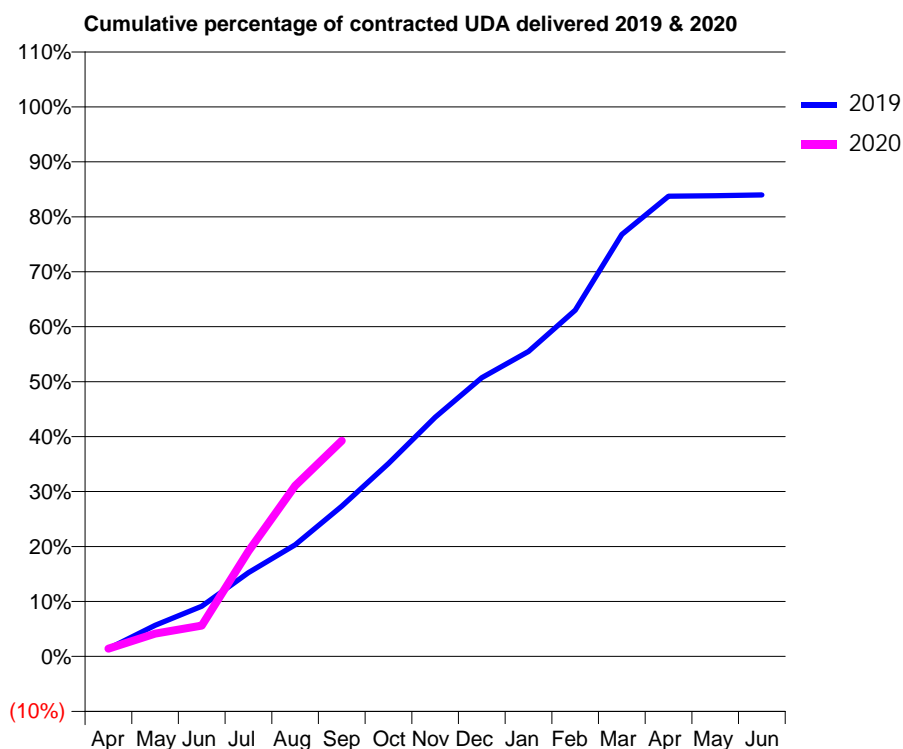
19/20 Contracted general activity (UDA)	19,333
Carry forward general activity (UDA)	0
19/20 Contracted orthodontic activity (UOA)	0
Carry forward orthodontic activity (UOA)	0
Baseline contract value	£481,532.04

ACCESS*

Patients seen in 24 months	Total	Change since previous quarter
Quarter ending September 2018	5,271	
Quarter ending December 2018	5,259	→
Quarter ending March 2019	5,323	→
Quarter ending June 2019	5,206	↓
Quarter ending September 2019	5,243	→
Variance since September 2018	(0.5%)	→



ACTIVITY



Month	2019	2020
April	274	276
May	1,096	805
June	1,765	1,087
July	2,949	3,706
August	3,930	6,002
September	5,285	7,590
October	6,788	
November	8,413	
December	9,801	
January	10,726	
February	12,184	
March	14,841	
April	16,186	
May	16,209	
June	16,237	

QUALITY

	Quantity	Base Number	Contract	AT	Region	England
% of FP17s for the same patient ID Re-attending within 3 months - Children	72	818	8.8%	9.2%	10.8%	11.5%
% of FP17s for the same patient ID Re-attending within 3 months - Adults	441	2,218	19.9%	14.8%	15.2%	15.4%
% of FP17s for the same patient ID Re-attending between 3 & 9 months - Children	359	818	43.9%	61.5%	62.2%	59.7%
% of FP17s for the same patient ID Re-attending between 3 & 9 months - Adults	825	2,218	37.2%	52.4%	52.9%	51.7%
% of FP17s for Band 1 Urgent Courses	450	2,650	17.0%	9.3%	9.7%	9.2%
% of FP17s Relating to Free Repair or Replacements	47	2,650	1.8%	0.5%	0.6%	0.7%
% of FP17s Relating to Continuations	24	2,650	0.9%	0.7%	0.7%	0.8%
% of Patients satisfied with the dentistry they have received	5	5	N/A	93.6%	93.6%	93.5%
% of Patients satisfied with the time they had to wait for an appointment	4	5	N/A	88.5%	86.3%	87.4%

* This is based on patients treated on this contract for their most recent course of treatment. Figures in italics indicate the base number of FP17s or Patient Questionnaire responses are less than 100. N/A is shown where the base number of responses is less than 10 during the period. % is calculated as Quantity/Base number*100

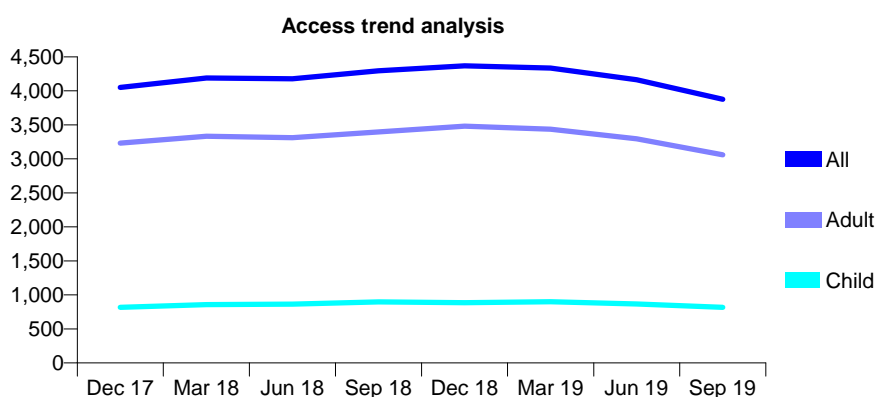
Q68 - Vital Signs At a Glance Contract Report for 346063/0001 - September 2019

Name or company name	MRS K PIRAYESH
Contract type name	GDS Contract
Purpose of contract	General
Contract start date	01/04/2006
Contract end date	

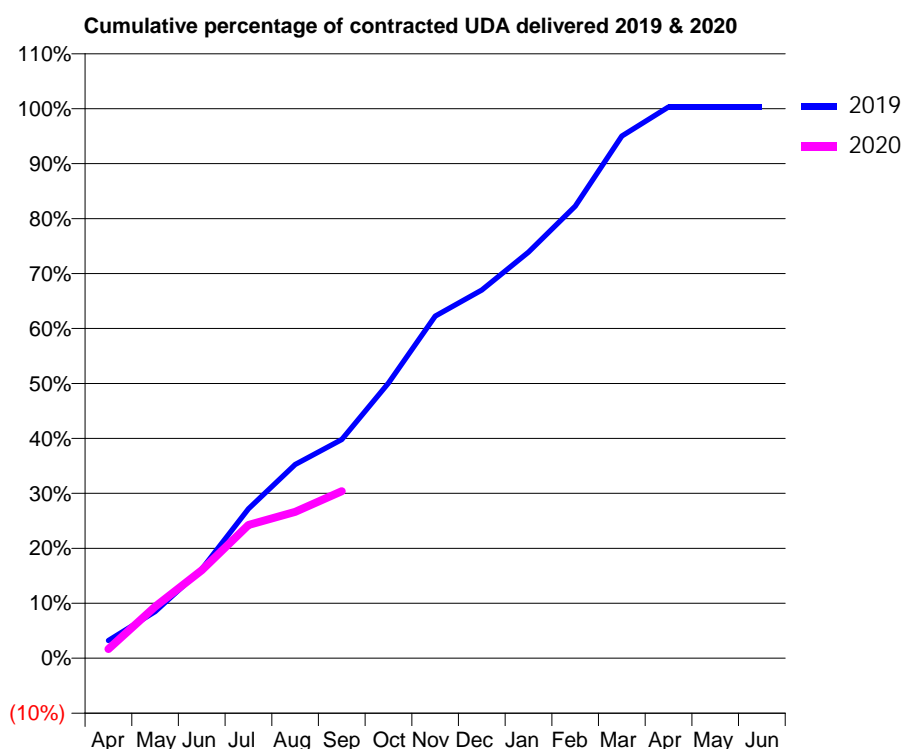
19/20 Contracted general activity (UDA)	12,906
Carry forward general activity (UDA)	0
19/20 Contracted orthodontic activity (UOA)	0
Carry forward orthodontic activity (UOA)	0
Baseline contract value	£339,115.23

ACCESS*

Patients seen in 24 months	Total	Change since previous quarter
Quarter ending September 2018	4,296	
Quarter ending December 2018	4,367	→
Quarter ending March 2019	4,337	→
Quarter ending June 2019	4,163	↓
Quarter ending September 2019	3,878	↓
Variance since September 2018	(9.7%)	↓



ACTIVITY



Month	2019	2020
April	415	218
May	1,096	1,215
June	2,093	2,065
July	3,511	3,131
August	4,550	3,439
September	5,136	3,922
October	6,462	
November	8,036	
December	8,647	
January	9,539	
February	10,616	
March	12,262	
April	12,944	
May	12,945	
June	12,946	

QUALITY

	Quantity	Base Number	Contract	AT	Region	England
% of FP17s for the same patient ID Re-attending within 3 months - Children	35	436	8.0%	9.2%	10.8%	11.5%
% of FP17s for the same patient ID Re-attending within 3 months - Adults	176	1,360	12.9%	14.8%	15.2%	15.4%
% of FP17s for the same patient ID Re-attending between 3 & 9 months - Children	264	436	60.6%	61.5%	62.2%	59.7%
% of FP17s for the same patient ID Re-attending between 3 & 9 months - Adults	796	1,360	58.5%	52.4%	52.9%	51.7%
% of FP17s for Band 1 Urgent Courses	130	1,542	8.4%	9.3%	9.7%	9.2%
% of FP17s Relating to Free Repair or Replacements	8	1,542	0.5%	0.5%	0.6%	0.7%
% of FP17s Relating to Continuations	18	1,542	1.2%	0.7%	0.7%	0.8%
% of Patients satisfied with the dentistry they have received	4	4	N/A	93.6%	93.6%	93.5%
% of Patients satisfied with the time they had to wait for an appointment	4	4	N/A	88.5%	86.3%	87.4%

* This is based on patients treated on this contract for their most recent course of treatment.

Figures in italics indicate the base number of FP17s or Patient Questionnaire responses are less than 100. N/A is shown where the base number of responses is less than 10 during the period. % is calculated as Quantity/Base number*100

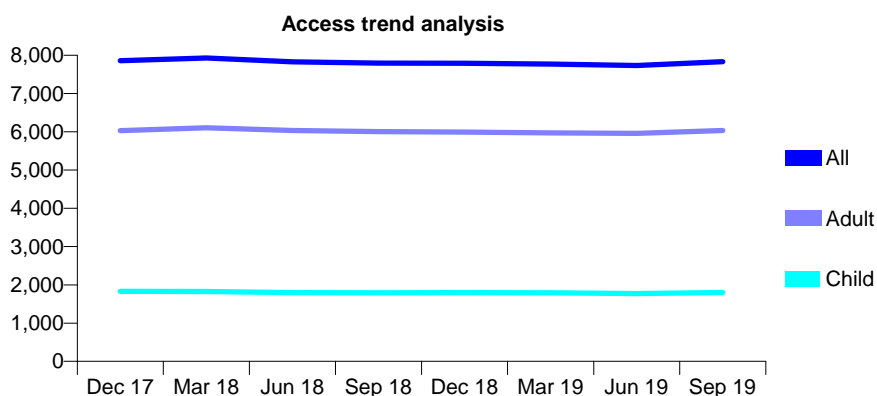
Q68 - Vital Signs At a Glance Contract Report for 346098/0001 - September 2019

Name or company name	MISS A ALAVI
Contract type name	GDS Contract
Purpose of contract	General
Contract start date	01/04/2006
Contract end date	

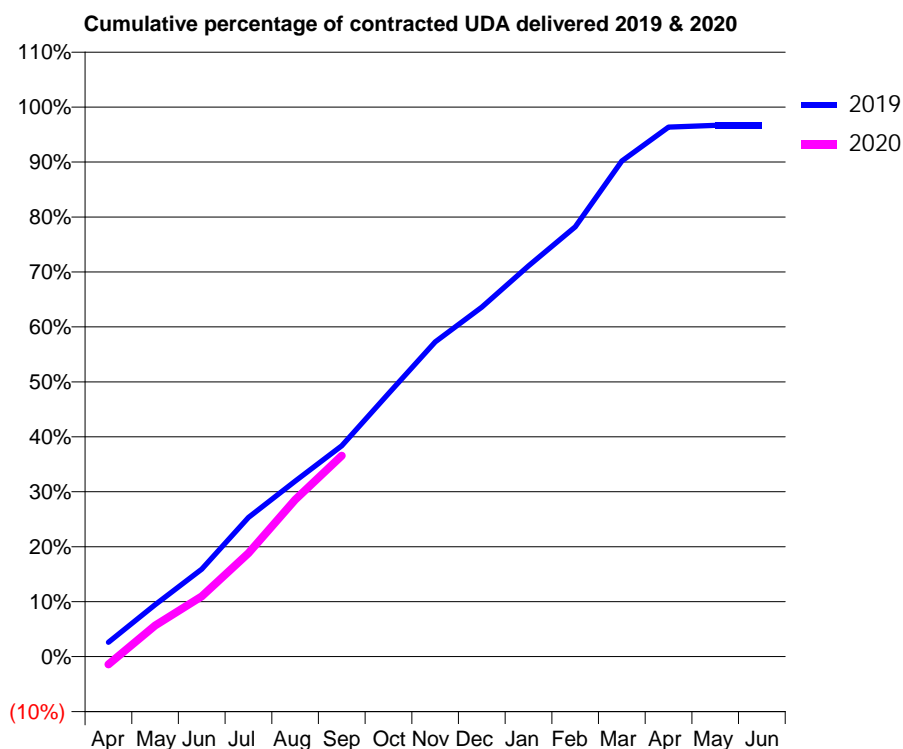
19/20 Contracted general activity (UDA)	24,013
Carry forward general activity (UDA)	797
19/20 Contracted orthodontic activity (UOA)	0
Carry forward orthodontic activity (UOA)	0
Baseline contract value	£646,036.12

ACCESS*

Patients seen in 24 months	Total	Change since previous quarter
Quarter ending September 2018	7,795	
Quarter ending December 2018	7,791	→
Quarter ending March 2019	7,767	→
Quarter ending June 2019	7,734	→
Quarter ending September 2019	7,831	→
Variance since September 2018	0.5%	→



ACTIVITY



Month	Adjusted Scheduled Activity (UDA)	
	2019	2020
April	629	-346
May	2,269	1,362
June	3,817	2,633
July	6,083	4,527
August	7,670	6,854
September	9,214	8,781
October	11,493	
November	13,751	
December	15,272	
January	17,076	
February	18,778	
March	21,655	
April	23,136	
May	23,215	
June	23,215	

QUALITY

	Quantity	Base Number	Contract	AT	Region	England
% of FP17s for the same patient ID Re-attending within 3 months - Children	86	1,316	6.5%	9.2%	10.8%	11.5%
% of FP17s for the same patient ID Re-attending within 3 months - Adults	472	4,175	11.3%	14.8%	15.2%	15.4%
% of FP17s for the same patient ID Re-attending between 3 & 9 months - Children	816	1,316	62.0%	61.5%	62.2%	59.7%
% of FP17s for the same patient ID Re-attending between 3 & 9 months - Adults	2,435	4,175	58.3%	52.4%	52.9%	51.7%
% of FP17s for Band 1 Urgent Courses	326	5,041	6.5%	9.3%	9.7%	9.2%
% of FP17s Relating to Free Repair or Replacements	37	5,041	0.7%	0.5%	0.6%	0.7%
% of FP17s Relating to Continuations	71	5,041	1.4%	0.7%	0.7%	0.8%
% of Patients satisfied with the dentistry they have received	3	3	N/A	93.6%	93.6%	93.5%
% of Patients satisfied with the time they had to wait for an appointment	2	3	N/A	88.5%	86.3%	87.4%

* This is based on patients treated on this contract for their most recent course of treatment. Figures in italics indicate the base number of FP17s or Patient Questionnaire responses are less than 100. N/A is shown where the base number of responses is less than 10 during the period. % is calculated as Quantity/Base number*100

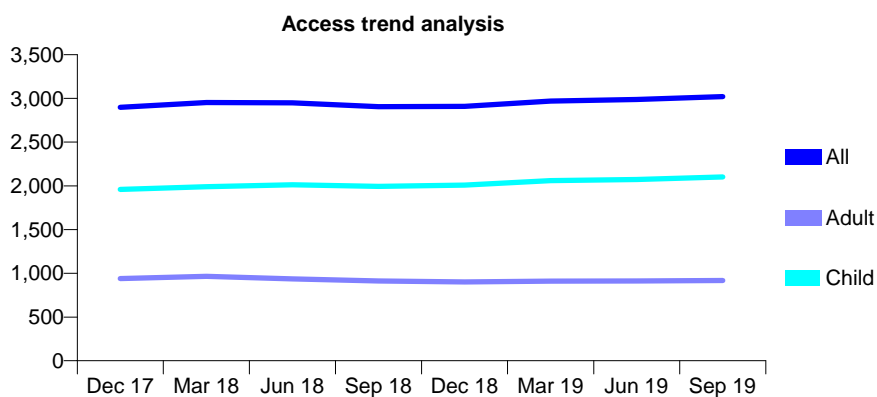
Q68 - Vital Signs At a Glance Contract Report for 355046/0001 - September 2019

Name or company name	Mr MA Crowley and Mr AW Smith
Contract type name	GDS Contract
Purpose of contract	General
Contract start date	01/04/2006
Contract end date	

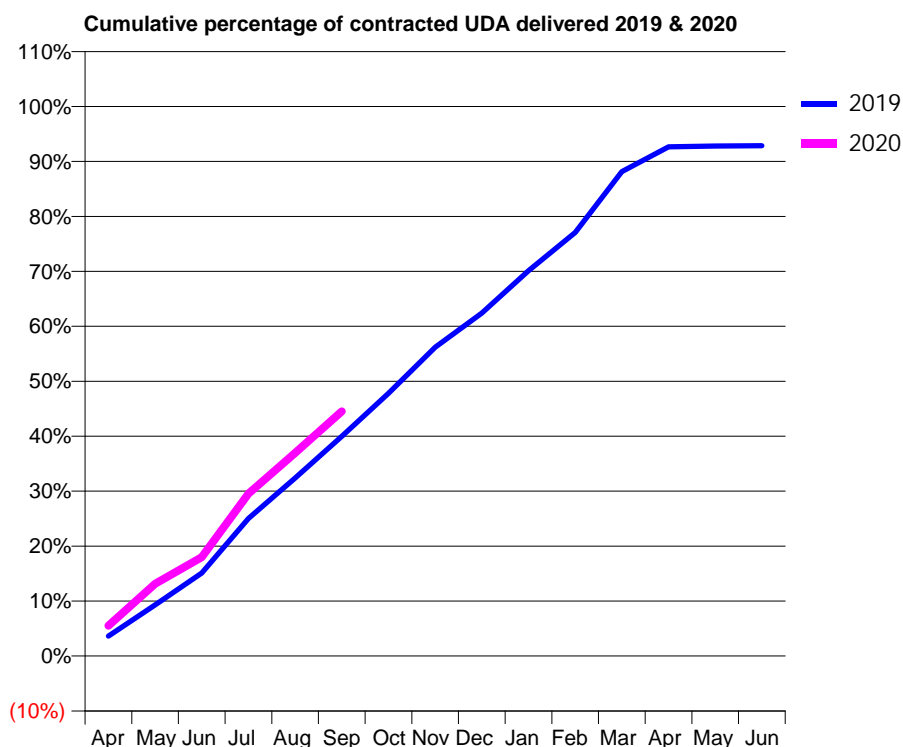
19/20 Contracted general activity (UDA)	7,028
Carry forward general activity (UDA)	0
19/20 Contracted orthodontic activity (UOA)	0
Carry forward orthodontic activity (UOA)	0
Baseline contract value	£181,461.14

ACCESS*

Patients seen in 24 months	Total	Change since previous quarter
Quarter ending September 2018	2,906	
Quarter ending December 2018	2,909	→
Quarter ending March 2019	2,969	↑
Quarter ending June 2019	2,987	→
Quarter ending September 2019	3,021	→
Variance since September 2018	4.0%	↑



ACTIVITY



Month	Adjusted Scheduled Activity (UDA)	
	2019	2020
April	255	387
May	655	924
June	1,062	1,264
July	1,758	2,077
August	2,278	2,598
September	2,811	3,129
October	3,360	
November	3,949	
December	4,385	
January	4,928	
February	5,416	
March	6,194	
April	6,512	
May	6,523	
June	6,525	

QUALITY

	Quantity	Base Number	Contract	AT	Region	England
% of FP17s for the same patient ID Re-attending within 3 months - Children	137	1,683	8.1%	9.2%	10.8%	11.5%
% of FP17s for the same patient ID Re-attending within 3 months - Adults	86	560	15.4%	14.8%	15.2%	15.4%
% of FP17s for the same patient ID Re-attending between 3 & 9 months - Children	1,064	1,683	63.2%	61.5%	62.2%	59.7%
% of FP17s for the same patient ID Re-attending between 3 & 9 months - Adults	261	560	46.6%	52.4%	52.9%	51.7%
% of FP17s for Band 1 Urgent Courses	96	2,036	4.7%	9.3%	9.7%	9.2%
% of FP17s Relating to Free Repair or Replacements	3	2,036	0.1%	0.5%	0.6%	0.7%
% of FP17s Relating to Continuations	0	2,036	0.0%	0.7%	0.7%	0.8%
% of Patients satisfied with the dentistry they have received	0	0	N/A	93.6%	93.6%	93.5%
% of Patients satisfied with the time they had to wait for an appointment	0	0	N/A	88.5%	86.3%	87.4%

* This is based on patients treated on this contract for their most recent course of treatment. Figures in italics indicate the base number of FP17s or Patient Questionnaire responses are less than 100. N/A is shown where the base number of responses is less than 10 during the period. % is calculated as Quantity/Base number*100

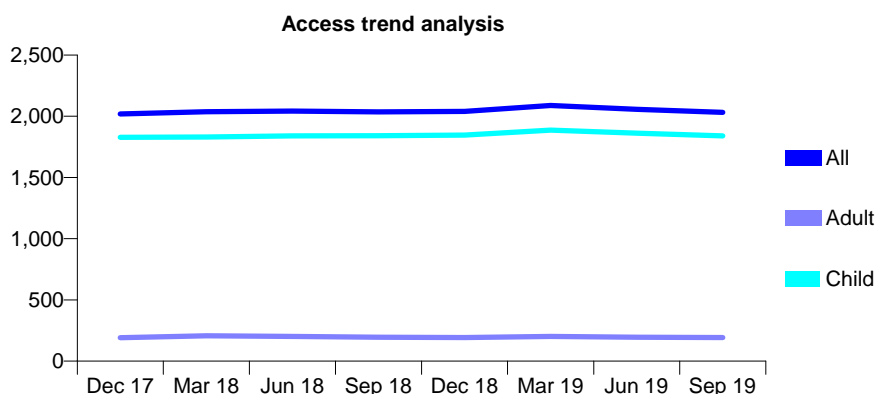
Q68 - Vital Signs At a Glance Contract Report for 355410/0001 - September 2019

Name or company name	MR C AMIN
Contract type name	GDS Contract
Purpose of contract	General
Contract start date	01/04/2012
Contract end date	

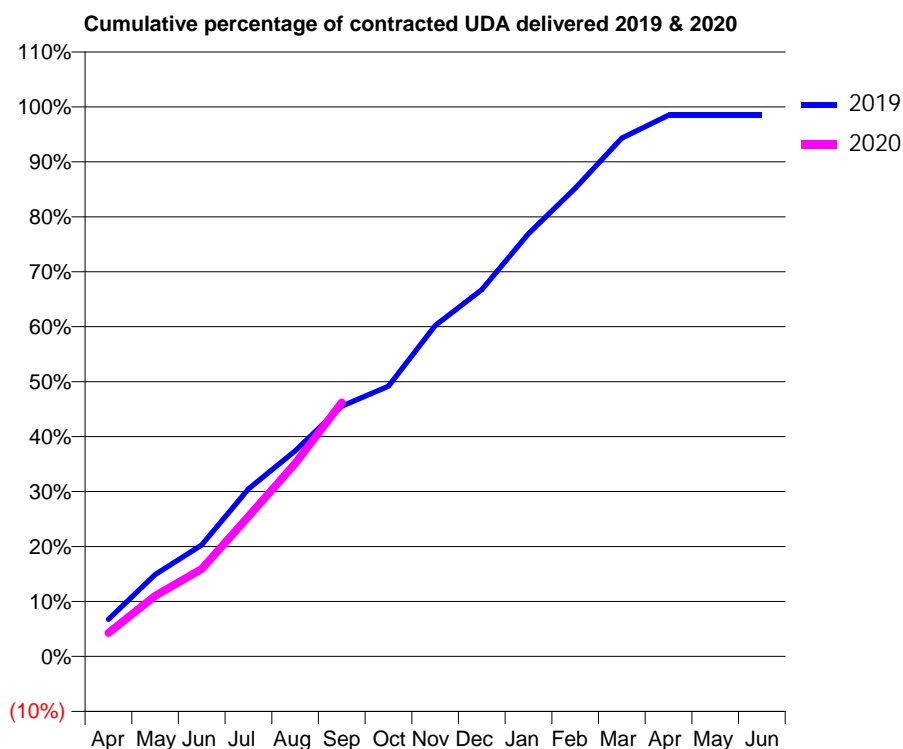
19/20 Contracted general activity (UDA)	3,800
Carry forward general activity (UDA)	58
19/20 Contracted orthodontic activity (UOA)	0
Carry forward orthodontic activity (UOA)	0
Baseline contract value	£103,551.29

ACCESS*

Patients seen in 24 months	Total	Change since previous quarter
Quarter ending September 2018	2,037	
Quarter ending December 2018	2,040	→
Quarter ending March 2019	2,089	↑
Quarter ending June 2019	2,057	↓
Quarter ending September 2019	2,032	↓
Variance since September 2018	(0.2%)	→



ACTIVITY



Month	Adjusted Scheduled Activity (UDA)	
	2019	2020
April	257	162
May	566	419
June	771	605
July	1,159	967
August	1,422	1,334
September	1,731	1,755
October	1,868	
November	2,289	
December	2,536	
January	2,922	
February	3,237	
March	3,584	
April	3,742	
May	3,742	
June	3,742	

QUALITY

	Quantity	Base Number	Contract	AT	Region	England
% of FP17s for the same patient ID Re-attending within 3 months - Children	59	1,232	4.8%	9.2%	10.8%	11.5%
% of FP17s for the same patient ID Re-attending within 3 months - Adults	3	45	6.7%	14.8%	15.2%	15.4%
% of FP17s for the same patient ID Re-attending between 3 & 9 months - Children	683	1,232	55.4%	61.5%	62.2%	59.7%
% of FP17s for the same patient ID Re-attending between 3 & 9 months - Adults	20	45	44.4%	52.4%	52.9%	51.7%
% of FP17s for Band 1 Urgent Courses	21	1,181	1.8%	9.3%	9.7%	9.2%
% of FP17s Relating to Free Repair or Replacements	1	1,181	0.1%	0.5%	0.6%	0.7%
% of FP17s Relating to Continuations	5	1,181	0.4%	0.7%	0.7%	0.8%
% of Patients satisfied with the dentistry they have received	0	0	N/A	93.6%	93.6%	93.5%
% of Patients satisfied with the time they had to wait for an appointment	0	0	N/A	88.5%	86.3%	87.4%

* This is based on patients treated on this contract for their most recent course of treatment. Figures in italics indicate the base number of FP17s or Patient Questionnaire responses are less than 100. N/A is shown where the base number of responses is less than 10 during the period. % is calculated as Quantity/Base number*100

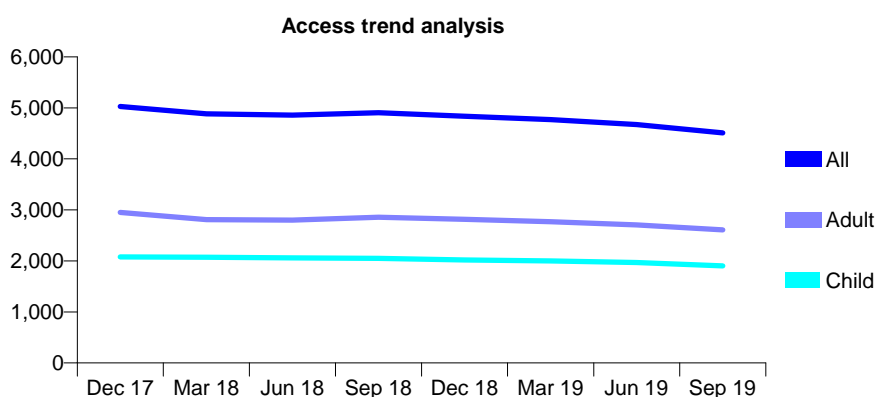
Q68 - Vital Signs At a Glance Contract Report for 355569/0003 - September 2019

Name or company name	Maycroft Dental Care Centre Partnership
Contract type name	GDS Contract
Purpose of contract	General
Contract start date	02/07/2012
Contract end date	

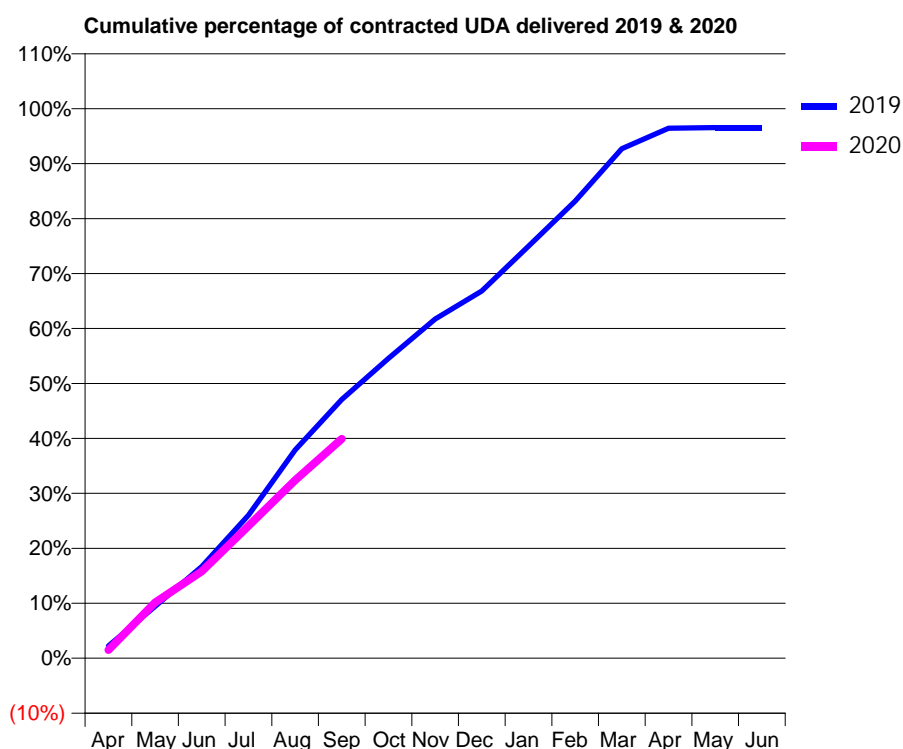
19/20 Contracted general activity (UDA)	11,500
Carry forward general activity (UDA)	397
19/20 Contracted orthodontic activity (UOA)	0
Carry forward orthodontic activity (UOA)	0
Baseline contract value	£396,745.24

ACCESS*

Patients seen in 24 months	Total	Change since previous quarter
Quarter ending September 2018	4,907	
Quarter ending December 2018	4,834	↓
Quarter ending March 2019	4,770	↓
Quarter ending June 2019	4,673	↓
Quarter ending September 2019	4,509	↓
Variance since September 2018	(8.1%)	↓



ACTIVITY



Month	2019	2020
April	255	172
May	1,087	1,168
June	1,919	1,818
July	2,992	2,771
August	4,357	3,727
September	5,414	4,590
October	6,274	
November	7,098	
December	7,685	
January	8,623	
February	9,566	
March	10,661	
April	11,090	
May	11,102	
June	11,102	

QUALITY

	Quantity	Base Number	Contract	AT	Region	England
% of FP17s for the same patient ID Re-attending within 3 months - Children	105	1,496	7.0%	9.2%	10.8%	11.5%
% of FP17s for the same patient ID Re-attending within 3 months - Adults	246	1,742	14.1%	14.8%	15.2%	15.4%
% of FP17s for the same patient ID Re-attending between 3 & 9 months - Children	992	1,496	66.3%	61.5%	62.2%	59.7%
% of FP17s for the same patient ID Re-attending between 3 & 9 months - Adults	955	1,742	54.8%	52.4%	52.9%	51.7%
% of FP17s for Band 1 Urgent Courses	223	3,027	7.4%	9.3%	9.7%	9.2%
% of FP17s Relating to Free Repair or Replacements	6	3,027	0.2%	0.5%	0.6%	0.7%
% of FP17s Relating to Continuations	5	3,027	0.2%	0.7%	0.7%	0.8%
% of Patients satisfied with the dentistry they have received	1	1	N/A	93.6%	93.6%	93.5%
% of Patients satisfied with the time they had to wait for an appointment	1	1	N/A	88.5%	86.3%	87.4%

* This is based on patients treated on this contract for their most recent course of treatment.

Figures in italics indicate the base number of FP17s or Patient Questionnaire responses are less than 100. N/A is shown where the base number of responses is less than 10 during the period. % is calculated as Quantity/Base number*100

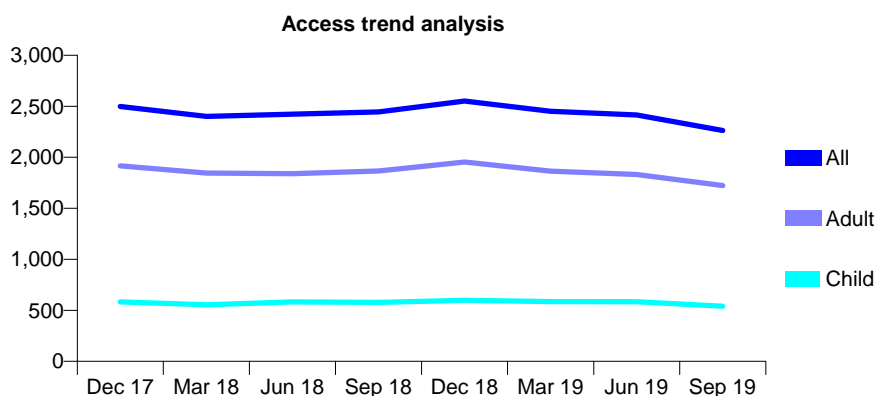
Q68 - Vital Signs At a Glance Contract Report for 359270/0022 - September 2019

Name or company name	Dr Amit Rai & Dr Ali Reza Roxar
Contract type name	GDS Contract
Purpose of contract	General
Contract start date	01/02/2013
Contract end date	

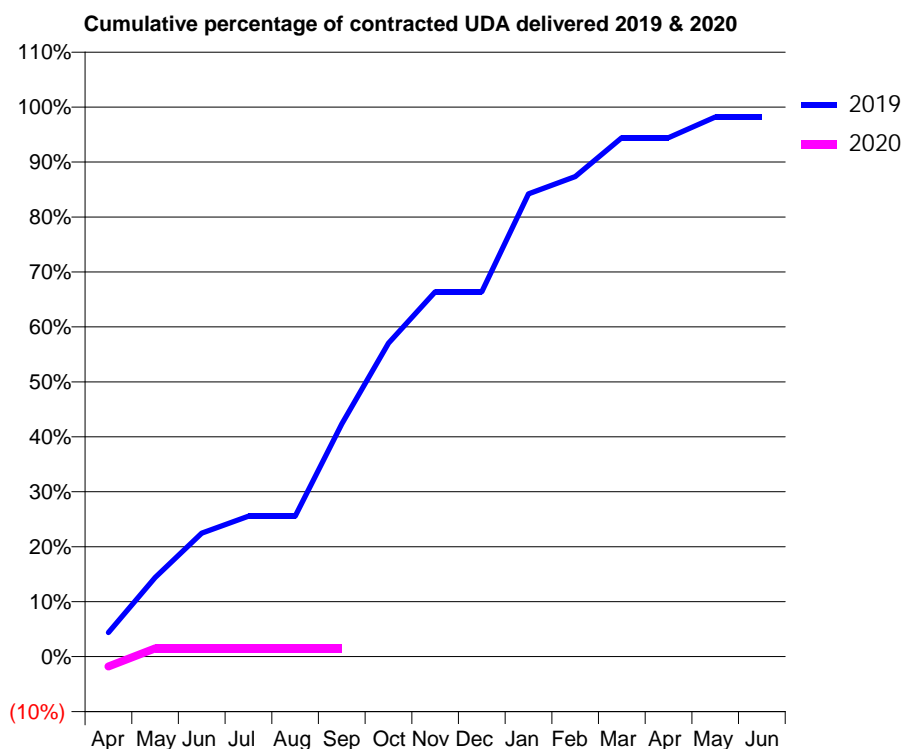
19/20 Contracted general activity (UDA)	8,710
Carry forward general activity (UDA)	158
19/20 Contracted orthodontic activity (UOA)	0
Carry forward orthodontic activity (UOA)	0
Baseline contract value	£227,704.58

ACCESS*

Patients seen in 24 months	Total	Change since previous quarter
Quarter ending September 2018	2,445	
Quarter ending December 2018	2,551	↑
Quarter ending March 2019	2,451	↓
Quarter ending June 2019	2,415	↓
Quarter ending September 2019	2,264	↓
Variance since September 2018	(7.4%)	↓



ACTIVITY



Month	Adjusted Scheduled Activity (UDA)	
	2019	2020
April	382	-158
May	1,254	129
June	1,958	129
July	2,227	129
August	2,227	129
September	3,688	129
October	4,968	
November	5,782	
December	5,782	
January	7,336	
February	7,607	
March	8,225	
April	8,225	
May	8,551	
June	8,551	

QUALITY

	Quantity	Base Number	Contract	AT	Region	England
% of FP17s for the same patient ID Re-attending within 3 months - Children	8	104	7.7%	9.2%	10.8%	11.5%
% of FP17s for the same patient ID Re-attending within 3 months - Adults	29	141	20.6%	14.8%	15.2%	15.4%
% of FP17s for the same patient ID Re-attending between 3 & 9 months - Children	48	104	46.2%	61.5%	62.2%	59.7%
% of FP17s for the same patient ID Re-attending between 3 & 9 months - Adults	51	141	36.2%	52.4%	52.9%	51.7%
% of FP17s for Band 1 Urgent Courses	1	40	2.5%	9.3%	9.7%	9.2%
% of FP17s Relating to Free Repair or Replacements	0	40	0.0%	0.5%	0.6%	0.7%
% of FP17s Relating to Continuations	3	40	7.5%	0.7%	0.7%	0.8%
% of Patients satisfied with the dentistry they have received	3	3	N/A	93.6%	93.6%	93.5%
% of Patients satisfied with the time they had to wait for an appointment	3	3	N/A	88.5%	86.3%	87.4%

* This is based on patients treated on this contract for their most recent course of treatment. Figures in italics indicate the base number of FP17s or Patient Questionnaire responses are less than 100. N/A is shown where the base number of responses is less than 10 during the period. % is calculated as Quantity/Base number*100

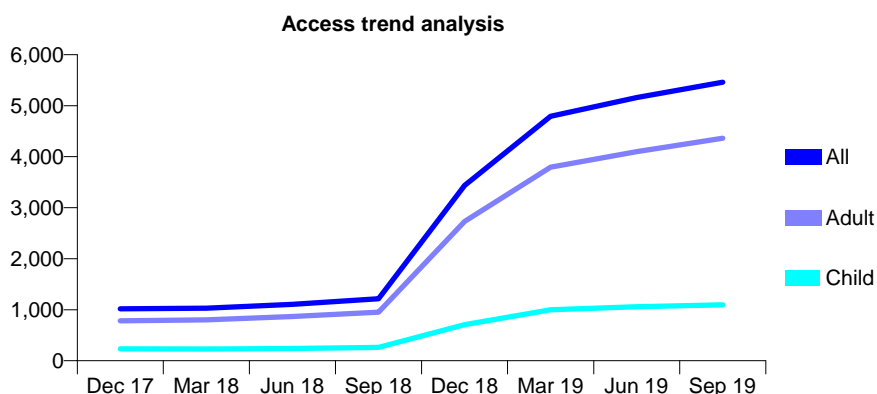
Q68 - Vital Signs At a Glance Contract Report for 359408/0001 - September 2019

Name or company name	Dene Lodge Partnership
Contract type name	GDS Contract
Purpose of contract	General
Contract start date	01/04/2006
Contract end date	

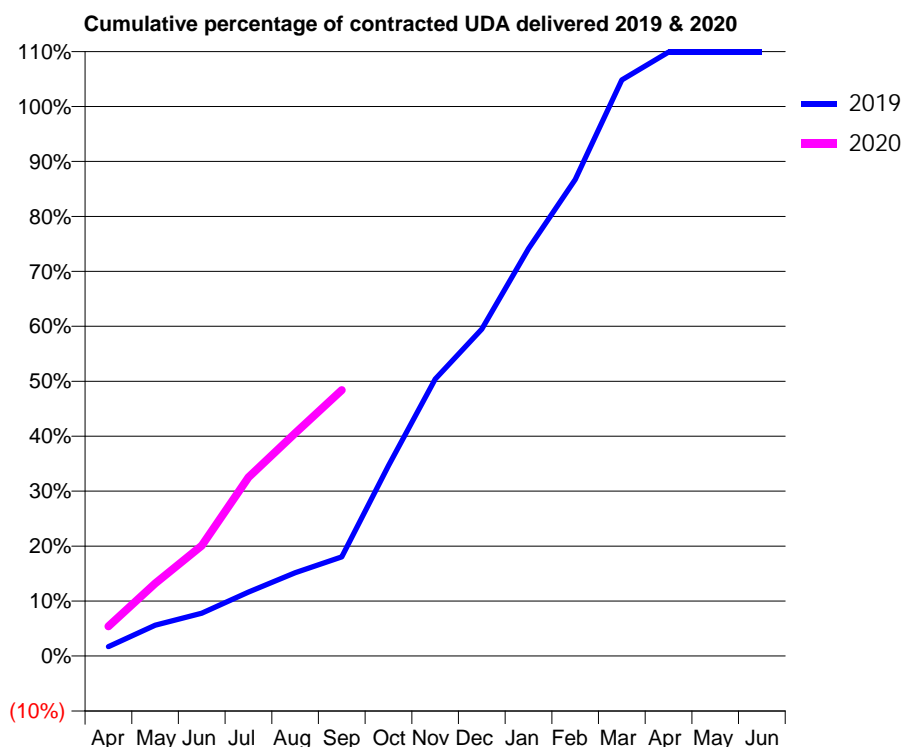
19/20 Contracted general activity (UDA)	17,553
Carry forward general activity (UDA)	0
19/20 Contracted orthodontic activity (UOA)	0
Carry forward orthodontic activity (UOA)	0
Baseline contract value	£430,814.81

ACCESS*

Patients seen in 24 months	Total	Change since previous quarter
Quarter ending September 2018	1,217	
Quarter ending December 2018	3,437	↑
Quarter ending March 2019	4,793	↑
Quarter ending June 2019	5,159	↑
Quarter ending September 2019	5,459	↑
Variance since September 2018	348.6%	↑



ACTIVITY



Month	Adjusted Scheduled Activity (UDA)	
	2019	2020
April	209	947
May	682	2,319
June	947	3,527
July	1,413	5,708
August	1,840	7,119
September	2,192	8,496
October	4,209	
November	6,121	
December	7,226	
January	9,003	
February	10,533	
March	12,732	
April	13,349	
May	13,349	
June	13,349	

QUALITY

	Quantity	Base Number	Contract	AT	Region	England
% of FP17s for the same patient ID Re-attending within 3 months - Children	76	1,029	7.4%	9.2%	10.8%	11.5%
% of FP17s for the same patient ID Re-attending within 3 months - Adults	508	3,832	13.3%	14.8%	15.2%	15.4%
% of FP17s for the same patient ID Re-attending between 3 & 9 months - Children	694	1,029	67.4%	61.5%	62.2%	59.7%
% of FP17s for the same patient ID Re-attending between 3 & 9 months - Adults	2,557	3,832	66.7%	52.4%	52.9%	51.7%
% of FP17s for Band 1 Urgent Courses	212	4,586	4.6%	9.3%	9.7%	9.2%
% of FP17s Relating to Free Repair or Replacements	27	4,586	0.6%	0.5%	0.6%	0.7%
% of FP17s Relating to Continuations	143	4,586	3.1%	0.7%	0.7%	0.8%
% of Patients satisfied with the dentistry they have received	1	1	N/A	93.6%	93.6%	93.5%
% of Patients satisfied with the time they had to wait for an appointment	1	1	N/A	88.5%	86.3%	87.4%

* This is based on patients treated on this contract for their most recent course of treatment. Figures in italics indicate the base number of FP17s or Patient Questionnaire responses are less than 100. N/A is shown where the base number of responses is less than 10 during the period. % is calculated as Quantity/Base number*100

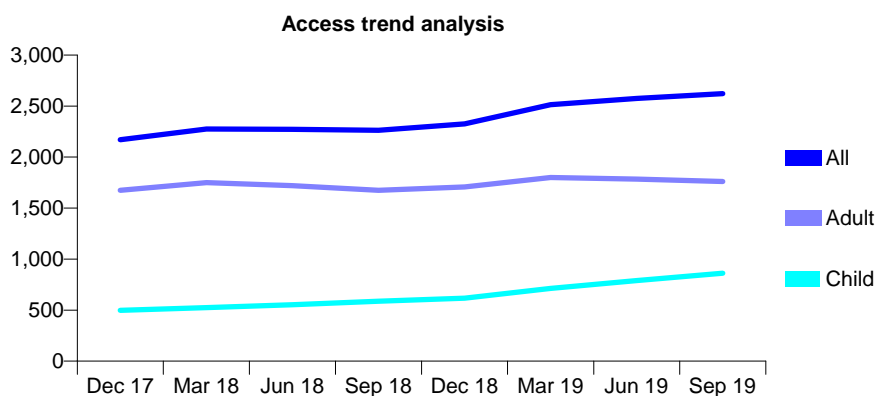
Q68 - Vital Signs At a Glance Contract Report for 363863/0001 - September 2019

Name or company name	MR G BILLIS
Contract type name	GDS Contract
Purpose of contract	General
Contract start date	01/07/2015
Contract end date	

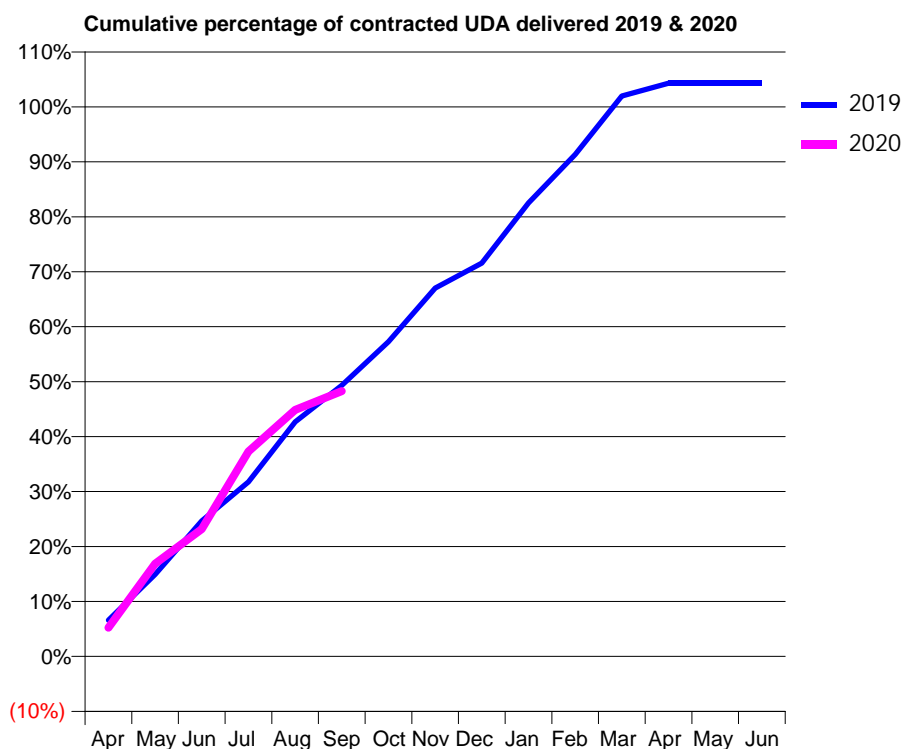
19/20 Contracted general activity (UDA)	6,000
Carry forward general activity (UDA)	0
19/20 Contracted orthodontic activity (UOA)	0
Carry forward orthodontic activity (UOA)	0
Baseline contract value	£150,479.90

ACCESS*

Patients seen in 24 months	Total	Change since previous quarter
Quarter ending September 2018	2,262	
Quarter ending December 2018	2,325	↑
Quarter ending March 2019	2,514	↑
Quarter ending June 2019	2,575	↑
Quarter ending September 2019	2,622	→
Variance since September 2018	15.9%	↑



ACTIVITY



Month	Adjusted Scheduled Activity (UDA)	
	2019	2020
April	397	314
May	897	1,013
June	1,481	1,390
July	1,905	2,237
August	2,560	2,691
September	2,960	2,897
October	3,438	
November	4,023	
December	4,294	
January	4,952	
February	5,479	
March	6,119	
April	6,257	
May	6,257	
June	6,257	

QUALITY

	Quantity	Base Number	Contract	AT	Region	England
% of FP17s for the same patient ID Re-attending within 3 months - Children	37	621	6.0%	9.2%	10.8%	11.5%
% of FP17s for the same patient ID Re-attending within 3 months - Adults	108	1,062	10.2%	14.8%	15.2%	15.4%
% of FP17s for the same patient ID Re-attending between 3 & 9 months - Children	338	621	54.4%	61.5%	62.2%	59.7%
% of FP17s for the same patient ID Re-attending between 3 & 9 months - Adults	688	1,062	64.8%	52.4%	52.9%	51.7%
% of FP17s for Band 1 Urgent Courses	133	1,616	8.2%	9.3%	9.7%	9.2%
% of FP17s Relating to Free Repair or Replacements	6	1,616	0.4%	0.5%	0.6%	0.7%
% of FP17s Relating to Continuations	3	1,616	0.2%	0.7%	0.7%	0.8%
% of Patients satisfied with the dentistry they have received	1	1	N/A	93.6%	93.6%	93.5%
% of Patients satisfied with the time they had to wait for an appointment	1	1	N/A	88.5%	86.3%	87.4%

* This is based on patients treated on this contract for their most recent course of treatment. Figures in italics indicate the base number of FP17s or Patient Questionnaire responses are less than 100. N/A is shown where the base number of responses is less than 10 during the period. % is calculated as Quantity/Base number*100

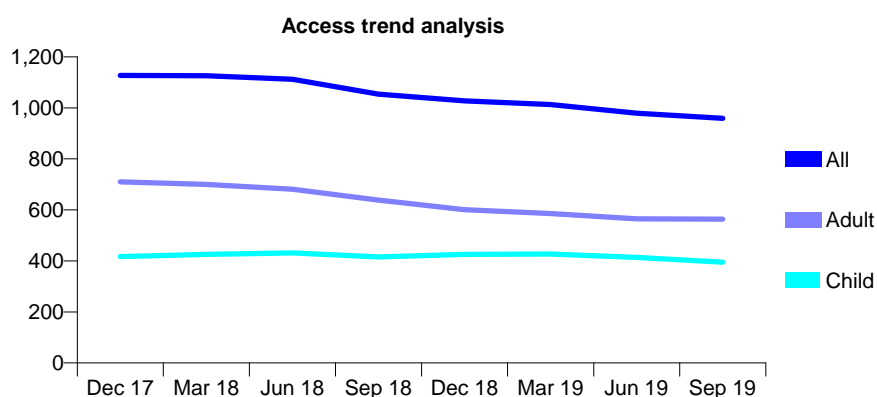
Q68 - Vital Signs At a Glance Contract Report for 368156/0001 - September 2019

Name or company name	MRS N SRINIVASAN
Contract type name	GDS Contract
Purpose of contract	General
Contract start date	01/07/2011
Contract end date	

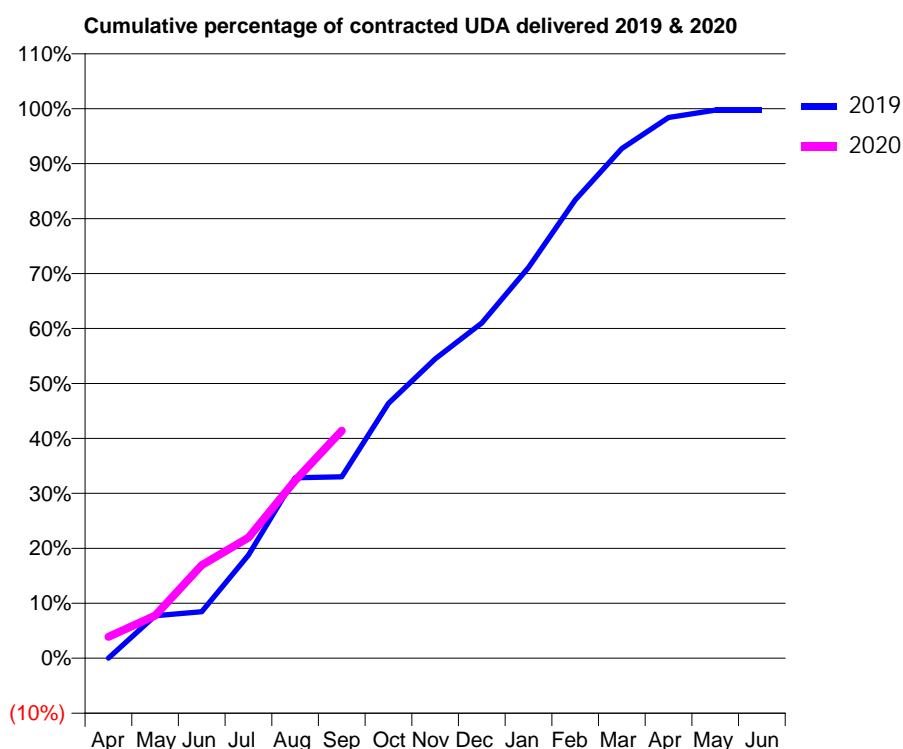
19/20 Contracted general activity (UDA)	2,265
Carry forward general activity (UDA)	6
19/20 Contracted orthodontic activity (UOA)	0
Carry forward orthodontic activity (UOA)	0
Baseline contract value	£57,757.87

ACCESS*

Patients seen in 24 months	Total	Change since previous quarter
Quarter ending September 2018	1,054	
Quarter ending December 2018	1,027	↓
Quarter ending March 2019	1,013	↓
Quarter ending June 2019	979	↓
Quarter ending September 2019	959	↓
Variance since September 2018	(9.0%)	↓



ACTIVITY



Month	2019	2020
April	0	88
May	175	176
June	192	384
July	425	497
August	744	732
September	748	938
October	1,051	
November	1,234	
December	1,382	
January	1,610	
February	1,889	
March	2,101	
April	2,229	
May	2,259	
June	2,259	

QUALITY

	Quantity	Base Number	Contract	AT	Region	England
% of FP17s for the same patient ID Re-attending within 3 months - Children	10	292	3.4%	9.2%	10.8%	11.5%
% of FP17s for the same patient ID Re-attending within 3 months - Adults	29	338	8.6%	14.8%	15.2%	15.4%
% of FP17s for the same patient ID Re-attending between 3 & 9 months - Children	185	292	63.4%	61.5%	62.2%	59.7%
% of FP17s for the same patient ID Re-attending between 3 & 9 months - Adults	217	338	64.2%	52.4%	52.9%	51.7%
% of FP17s for Band 1 Urgent Courses	30	568	5.3%	9.3%	9.7%	9.2%
% of FP17s Relating to Free Repair or Replacements	1	568	0.2%	0.5%	0.6%	0.7%
% of FP17s Relating to Continuations	1	568	0.2%	0.7%	0.7%	0.8%
% of Patients satisfied with the dentistry they have received	1	1	N/A	93.6%	93.6%	93.5%
% of Patients satisfied with the time they had to wait for an appointment	1	1	N/A	88.5%	86.3%	87.4%

* This is based on patients treated on this contract for their most recent course of treatment.

Figures in italics indicate the base number of FP17s or Patient Questionnaire responses are less than 100. N/A is shown where the base number of responses is less than 10 during the period. % is calculated as Quantity/Base number*100

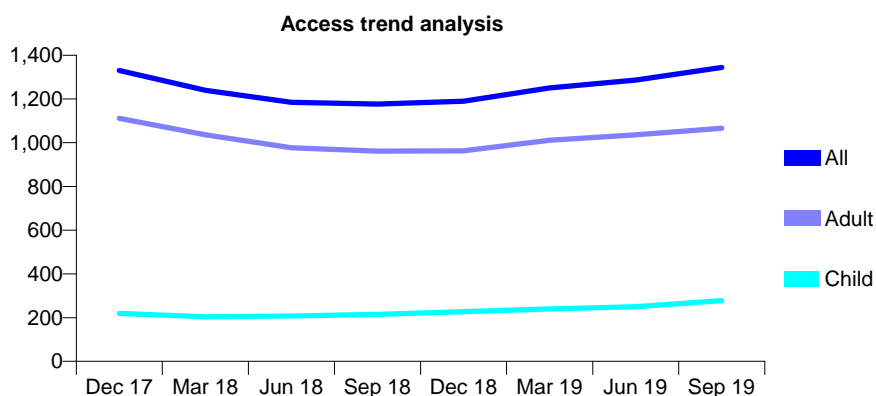
Q68 - Vital Signs At a Glance Contract Report for 389382/0002 - September 2019

Name or company name	MR MB FAHAMI
Contract type name	GDS Contract
Purpose of contract	General
Contract start date	05/07/2006
Contract end date	

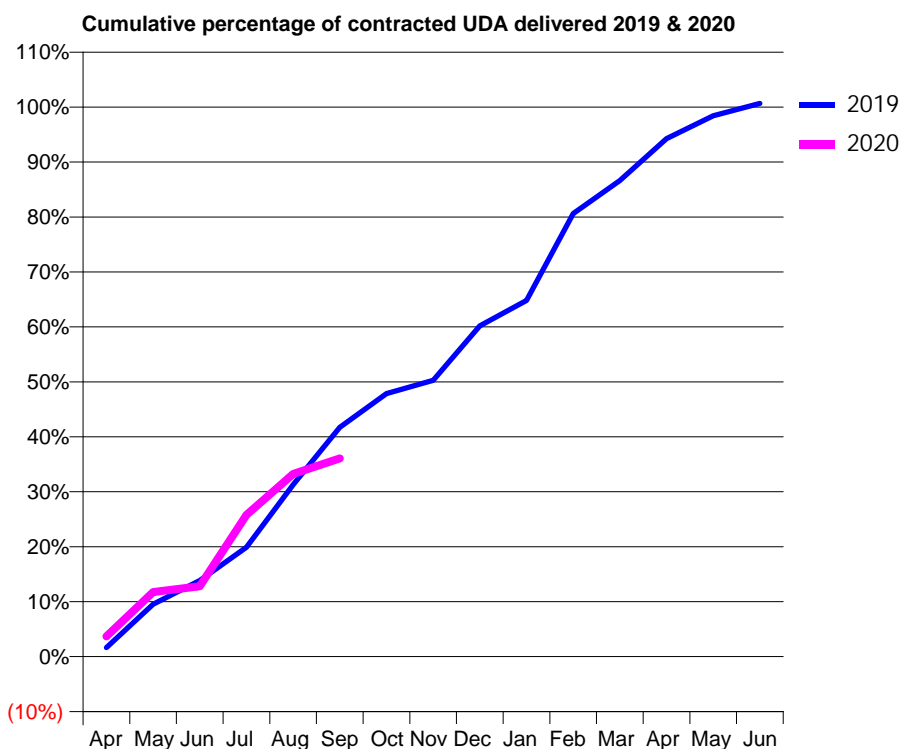
19/20 Contracted general activity (UDA)	4,100
Carry forward general activity (UDA)	0
19/20 Contracted orthodontic activity (UOA)	0
Carry forward orthodontic activity (UOA)	0
Baseline contract value	£145,967.86

ACCESS*

Patients seen in 24 months	Total	Change since previous quarter
Quarter ending September 2018	1,177	
Quarter ending December 2018	1,190	→
Quarter ending March 2019	1,251	↑
Quarter ending June 2019	1,286	↑
Quarter ending September 2019	1,344	↑
Variance since September 2018	14.2%	↑



ACTIVITY



Month	Adjusted Scheduled Activity (UDA)	
	2019	2020
April	68	151
May	391	482
June	567	524
July	816	1,057
August	1,283	1,363
September	1,711	1,479
October	1,962	
November	2,062	
December	2,468	
January	2,657	
February	3,306	
March	3,551	
April	3,864	
May	4,035	
June	4,127	

QUALITY

	Quantity	Base Number	Contract	AT	Region	England
% of FP17s for the same patient ID Re-attending within 3 months - Children	9	218	4.1%	9.2%	10.8%	11.5%
% of FP17s for the same patient ID Re-attending within 3 months - Adults	91	762	11.9%	14.8%	15.2%	15.4%
% of FP17s for the same patient ID Re-attending between 3 & 9 months - Children	120	218	55.0%	61.5%	62.2%	59.7%
% of FP17s for the same patient ID Re-attending between 3 & 9 months - Adults	353	762	46.3%	52.4%	52.9%	51.7%
% of FP17s for Band 1 Urgent Courses	64	707	9.1%	9.3%	9.7%	9.2%
% of FP17s Relating to Free Repair or Replacements	2	707	0.3%	0.5%	0.6%	0.7%
% of FP17s Relating to Continuations	0	707	0.0%	0.7%	0.7%	0.8%
% of Patients satisfied with the dentistry they have received	0	0	N/A	93.6%	93.6%	93.5%
% of Patients satisfied with the time they had to wait for an appointment	0	0	N/A	88.5%	86.3%	87.4%

* This is based on patients treated on this contract for their most recent course of treatment. Figures in italics indicate the base number of FP17s or Patient Questionnaire responses are less than 100. N/A is shown where the base number of responses is less than 10 during the period. % is calculated as Quantity/Base number*100

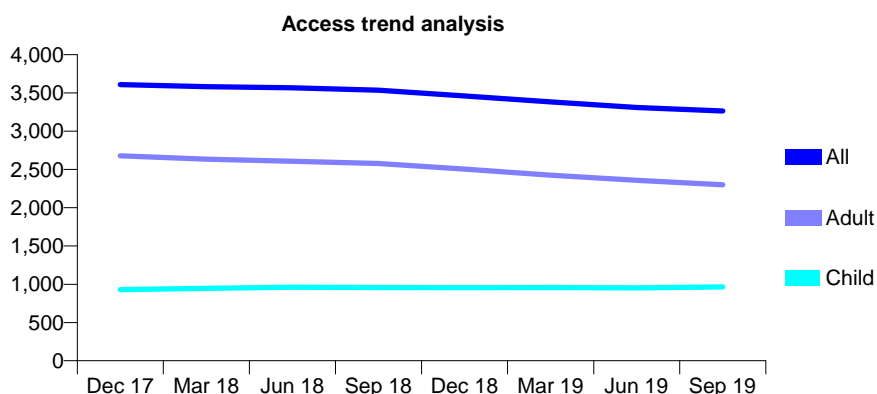
Q68 - Vital Signs At a Glance Contract Report for 396710/0001 - September 2019

Name or company name	Old Mill Dental Surgery
Contract type name	GDS Contract
Purpose of contract	General
Contract start date	01/04/2006
Contract end date	

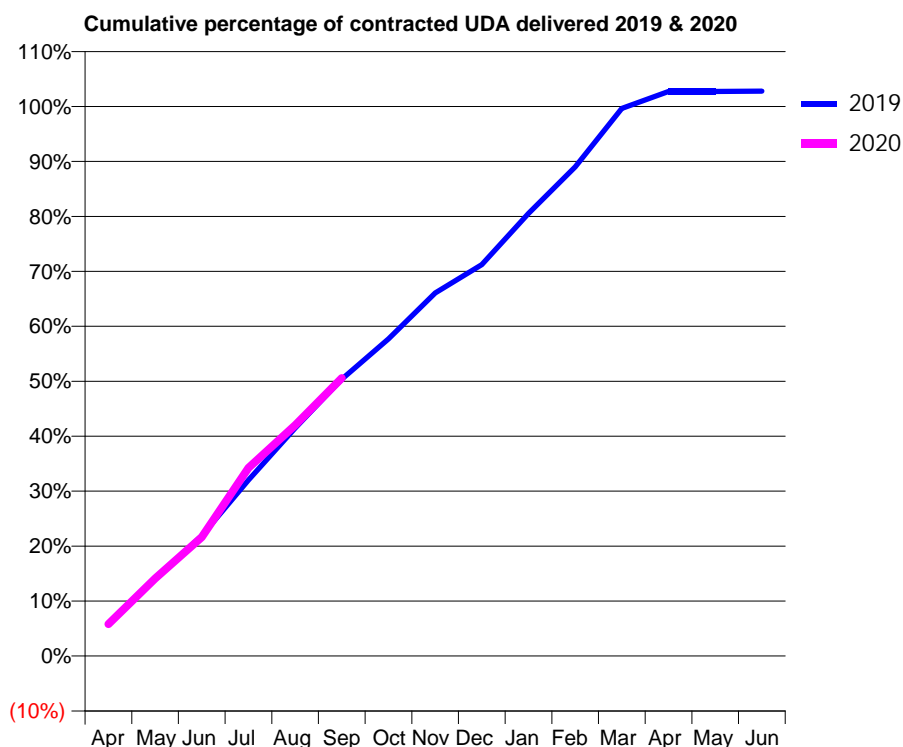
19/20 Contracted general activity (UDA)	8,029
Carry forward general activity (UDA)	0
19/20 Contracted orthodontic activity (UOA)	0
Carry forward orthodontic activity (UOA)	0
Baseline contract value	£173,294.86

ACCESS*

Patients seen in 24 months	Total	Change since previous quarter
Quarter ending September 2018	3,535	
Quarter ending December 2018	3,460	↓
Quarter ending March 2019	3,382	↓
Quarter ending June 2019	3,310	↓
Quarter ending September 2019	3,264	↓
Variance since September 2018	(7.7%)	↓



ACTIVITY



Month	Adjusted Scheduled Activity (UDA)	
	2019	2020
April	475	467
May	1,123	1,133
June	1,757	1,737
July	2,571	2,748
August	3,331	3,373
September	4,044	4,061
October	4,632	
November	5,305	
December	5,718	
January	6,466	
February	7,149	
March	7,998	
April	8,248	
May	8,248	
June	8,253	

QUALITY

	Quantity	Base Number	Contract	AT	Region	England
% of FP17s for the same patient ID Re-attending within 3 months - Children	68	868	7.8%	9.2%	10.8%	11.5%
% of FP17s for the same patient ID Re-attending within 3 months - Adults	196	1,664	11.8%	14.8%	15.2%	15.4%
% of FP17s for the same patient ID Re-attending between 3 & 9 months - Children	537	868	61.9%	61.5%	62.2%	59.7%
% of FP17s for the same patient ID Re-attending between 3 & 9 months - Adults	766	1,664	46.0%	52.4%	52.9%	51.7%
% of FP17s for Band 1 Urgent Courses	158	2,386	6.6%	9.3%	9.7%	9.2%
% of FP17s Relating to Free Repair or Replacements	7	2,386	0.3%	0.5%	0.6%	0.7%
% of FP17s Relating to Continuations	7	2,386	0.3%	0.7%	0.7%	0.8%
% of Patients satisfied with the dentistry they have received	1	1	N/A	93.6%	93.6%	93.5%
% of Patients satisfied with the time they had to wait for an appointment	1	1	N/A	88.5%	86.3%	87.4%

* This is based on patients treated on this contract for their most recent course of treatment. Figures in italics indicate the base number of FP17s or Patient Questionnaire responses are less than 100. N/A is shown where the base number of responses is less than 10 during the period. % is calculated as Quantity/Base number*100

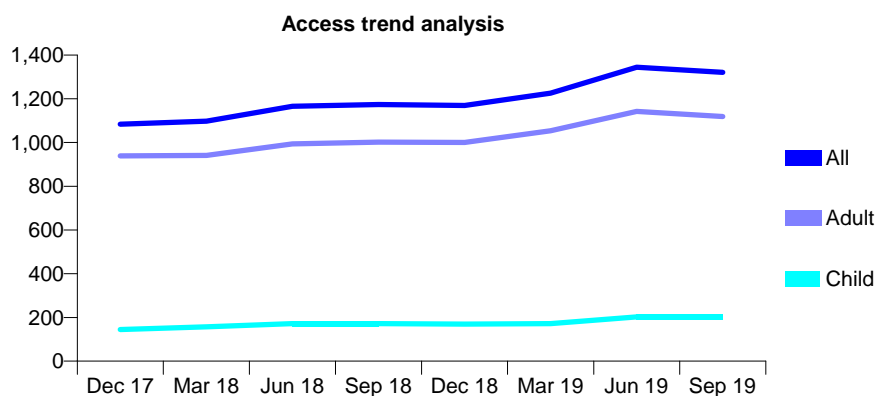
Q68 - Vital Signs At a Glance Contract Report for 398144/0002 - September 2019

Name or company name	MISS DR BECKER
Contract type name	GDS Contract
Purpose of contract	General
Contract start date	01/11/2015
Contract end date	

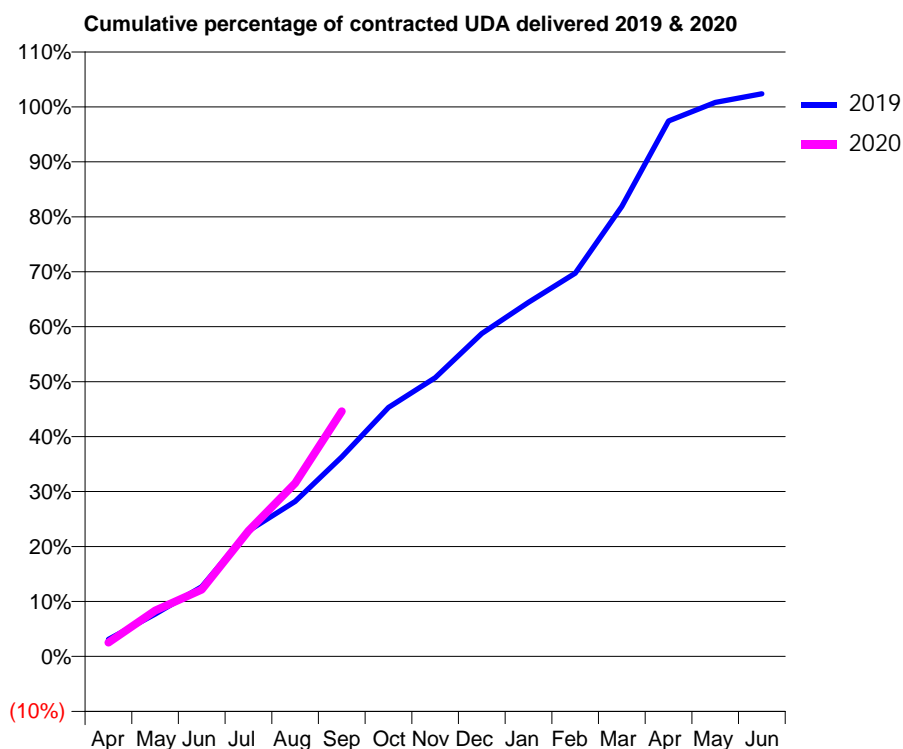
19/20 Contracted general activity (UDA)	4,156
Carry forward general activity (UDA)	0
19/20 Contracted orthodontic activity (UOA)	0
Carry forward orthodontic activity (UOA)	0
Baseline contract value	£117,504.26

ACCESS*

Patients seen in 24 months	Total	Change since previous quarter
Quarter ending September 2018	1,174	
Quarter ending December 2018	1,169	→
Quarter ending March 2019	1,226	↑
Quarter ending June 2019	1,344	↑
Quarter ending September 2019	1,321	↓
Variance since September 2018	12.5%	↑



ACTIVITY



Month	2019	2020
April	128	106
May	321	346
June	527	506
July	949	949
August	1,172	1,311
September	1,509	1,854
October	1,882	
November	2,108	
December	2,442	
January	2,679	
February	2,898	
March	3,402	
April	4,049	
May	4,189	
June	4,255	

QUALITY

	Quantity	Base Number	Contract	AT	Region	England
% of FP17s for the same patient ID Re-attending within 3 months - Children	7	178	3.9%	9.2%	10.8%	11.5%
% of FP17s for the same patient ID Re-attending within 3 months - Adults	109	926	11.8%	14.8%	15.2%	15.4%
% of FP17s for the same patient ID Re-attending between 3 & 9 months - Children	100	178	56.2%	61.5%	62.2%	59.7%
% of FP17s for the same patient ID Re-attending between 3 & 9 months - Adults	567	926	61.2%	52.4%	52.9%	51.7%
% of FP17s for Band 1 Urgent Courses	56	875	6.4%	9.3%	9.7%	9.2%
% of FP17s Relating to Free Repair or Replacements	2	875	0.2%	0.5%	0.6%	0.7%
% of FP17s Relating to Continuations	0	875	0.0%	0.7%	0.7%	0.8%
% of Patients satisfied with the dentistry they have received	0	0	N/A	93.6%	93.6%	93.5%
% of Patients satisfied with the time they had to wait for an appointment	0	0	N/A	88.5%	86.3%	87.4%

* This is based on patients treated on this contract for their most recent course of treatment. Figures in italics indicate the base number of FP17s or Patient Questionnaire responses are less than 100. N/A is shown where the base number of responses is less than 10 during the period. % is calculated as Quantity/Base number*100

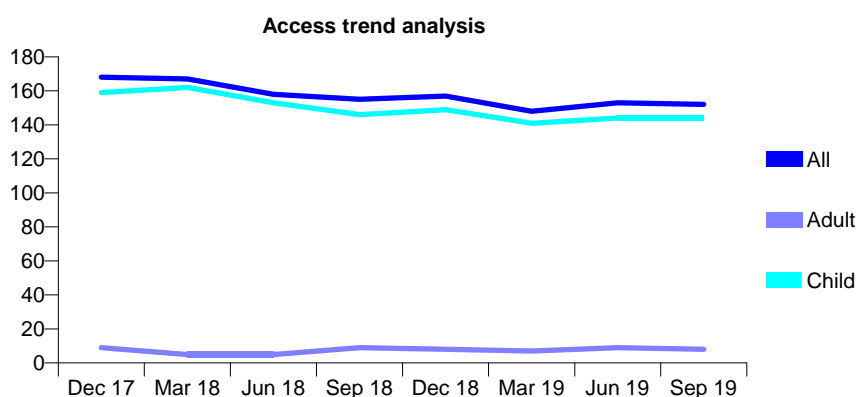
Q68 - Vital Signs At a Glance Contract Report for 557056/0002 - September 2019

Name or company name	MR S URDANG
Contract type name	GDS Contract
Purpose of contract	General
Contract start date	02/07/2008
Contract end date	

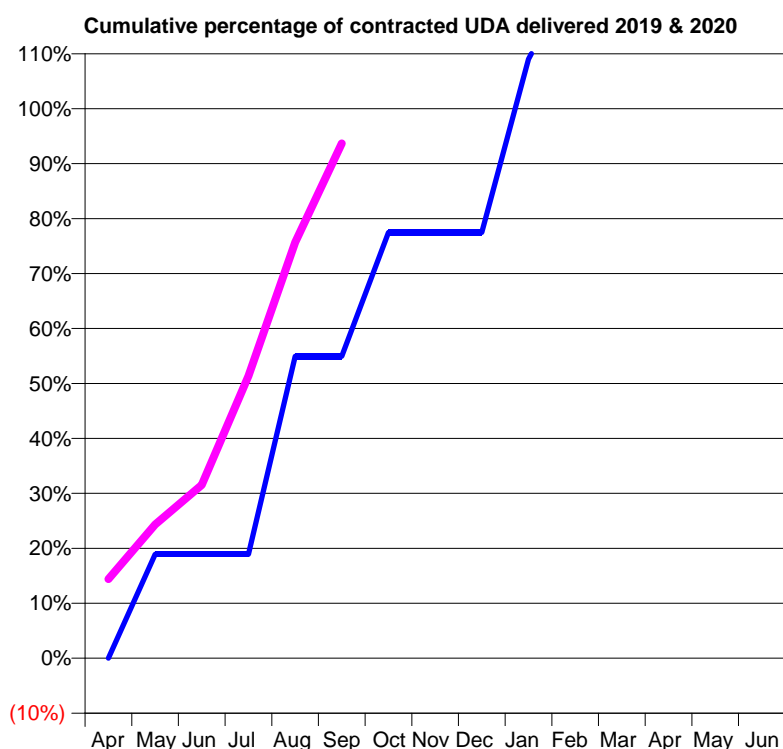
19/20 Contracted general activity (UDA)	111
Carry forward general activity (UDA)	0
19/20 Contracted orthodontic activity (UOA)	0
Carry forward orthodontic activity (UOA)	0
Baseline contract value	£2,589.49

ACCESS*

Patients seen in 24 months	Total	Change since previous quarter
Quarter ending September 2018	155	
Quarter ending December 2018	157	→
Quarter ending March 2019	148	↓
Quarter ending June 2019	153	↑
Quarter ending September 2019	152	→
Variance since September 2018	(1.9%)	↓



ACTIVITY



Month	2019	2020
April	0	16
May	21	27
June	21	35
July	21	57
August	61	84
September	61	104
October	86	
November	86	
December	86	
January	121	
February	138	
March	141	
April	141	
May	141	
June	141	

QUALITY

	Quantity	Base Number	Contract	AT	Region	England
% of FP17s for the same patient ID Re-attending within 3 months - Children	1	82	1.2%	9.2%	10.8%	11.5%
% of FP17s for the same patient ID Re-attending within 3 months - Adults	0	0	N/A	14.8%	15.2%	15.4%
% of FP17s for the same patient ID Re-attending between 3 & 9 months - Children	28	82	34.1%	61.5%	62.2%	59.7%
% of FP17s for the same patient ID Re-attending between 3 & 9 months - Adults	0	0	N/A	52.4%	52.9%	51.7%
% of FP17s for Band 1 Urgent Courses	0	82	0.0%	9.3%	9.7%	9.2%
% of FP17s Relating to Free Repair or Replacements	0	82	0.0%	0.5%	0.6%	0.7%
% of FP17s Relating to Continuations	0	82	0.0%	0.7%	0.7%	0.8%
% of Patients satisfied with the dentistry they have received	0	0	N/A	93.6%	93.6%	93.5%
% of Patients satisfied with the time they had to wait for an appointment	0	0	N/A	88.5%	86.3%	87.4%

* This is based on patients treated on this contract for their most recent course of treatment.

Figures in italics indicate the base number of FP17s or Patient Questionnaire responses are less than 100. N/A is shown where the base number of responses is less than 10 during the period. % is calculated as Quantity/Base number*100

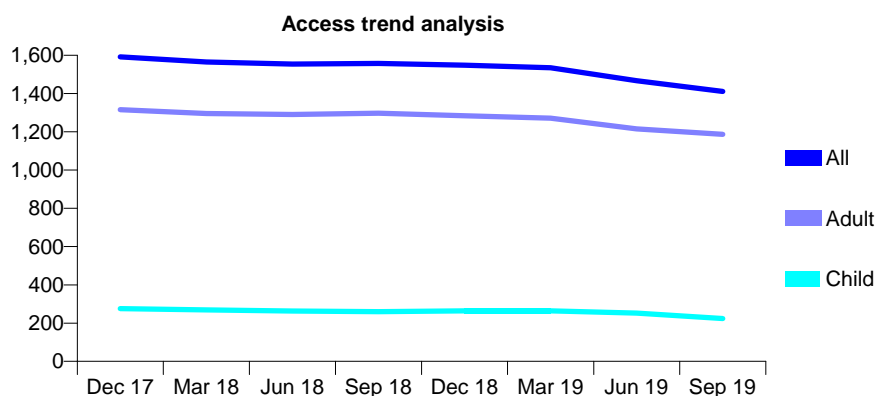
Q68 - Vital Signs At a Glance Contract Report for 558222/0005 - September 2019

Name or company name	The Family Dental Practice
Contract type name	GDS Contract
Purpose of contract	General
Contract start date	01/04/2011
Contract end date	

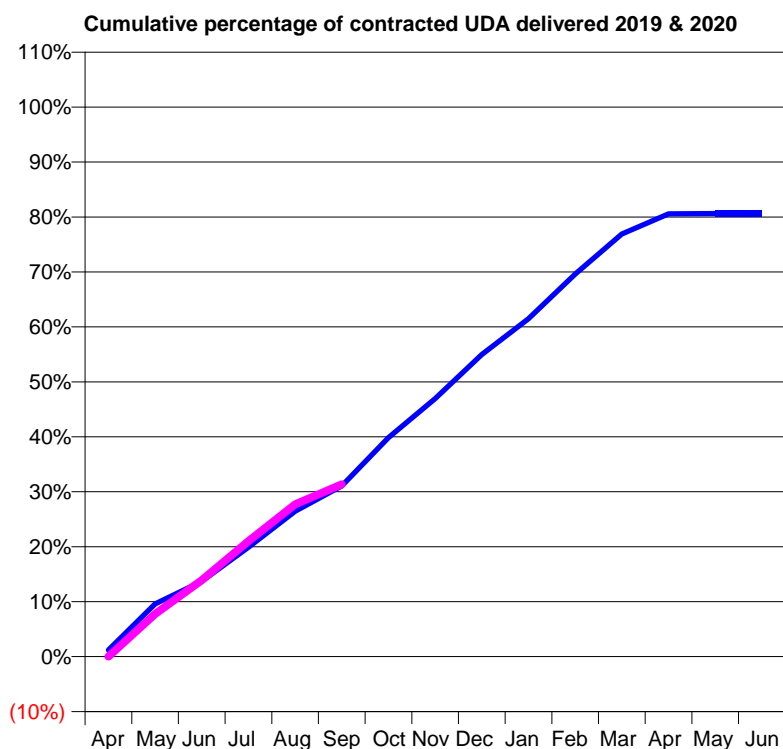
19/20 Contracted general activity (UDA)	5,235
Carry forward general activity (UDA)	0
19/20 Contracted orthodontic activity (UOA)	0
Carry forward orthodontic activity (UOA)	0
Baseline contract value	£126,032.05

ACCESS*

Patients seen in 24 months	Total	Change since previous quarter
Quarter ending September 2018	1,557	
Quarter ending December 2018	1,548	→
Quarter ending March 2019	1,535	→
Quarter ending June 2019	1,467	↓
Quarter ending September 2019	1,411	↓
Variance since September 2018	(9.4%)	↓



ACTIVITY



Month	Adjusted Scheduled Activity (UDA)	
	2019	2020
April	63	0
May	503	407
June	717	728
July	1,042	1,101
August	1,386	1,452
September	1,627	1,642
October	2,087	
November	2,458	
December	2,877	
January	3,220	
February	3,644	
March	4,026	
April	4,217	
May	4,220	
June	4,220	

QUALITY

	Quantity	Base Number	Contract	AT	Region	England
% of FP17s for the same patient ID Re-attending within 3 months - Children	9	156	5.8%	9.2%	10.8%	11.5%
% of FP17s for the same patient ID Re-attending within 3 months - Adults	145	893	16.2%	14.8%	15.2%	15.4%
% of FP17s for the same patient ID Re-attending between 3 & 9 months - Children	108	156	69.2%	61.5%	62.2%	59.7%
% of FP17s for the same patient ID Re-attending between 3 & 9 months - Adults	574	893	64.3%	52.4%	52.9%	51.7%
% of FP17s for Band 1 Urgent Courses	74	929	8.0%	9.3%	9.7%	9.2%
% of FP17s Relating to Free Repair or Replacements	19	929	2.0%	0.5%	0.6%	0.7%
% of FP17s Relating to Continuations	7	929	0.8%	0.7%	0.7%	0.8%
% of Patients satisfied with the dentistry they have received	0	0	N/A	93.6%	93.6%	93.5%
% of Patients satisfied with the time they had to wait for an appointment	0	0	N/A	88.5%	86.3%	87.4%

* This is based on patients treated on this contract for their most recent course of treatment. Figures in italics indicate the base number of FP17s or Patient Questionnaire responses are less than 100. N/A is shown where the base number of responses is less than 10 during the period. % is calculated as Quantity/Base number*100

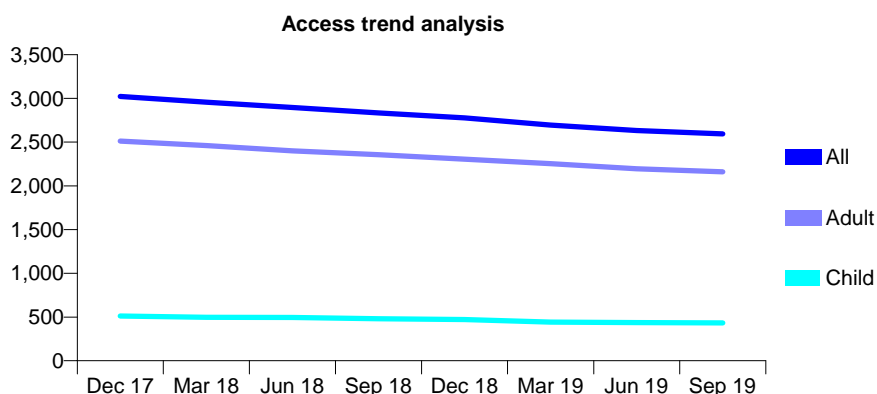
Q68 - Vital Signs At a Glance Contract Report for 558222/0006 - September 2019

Name or company name	MR NJ VAID
Contract type name	GDS Contract
Purpose of contract	General
Contract start date	01/04/2011
Contract end date	

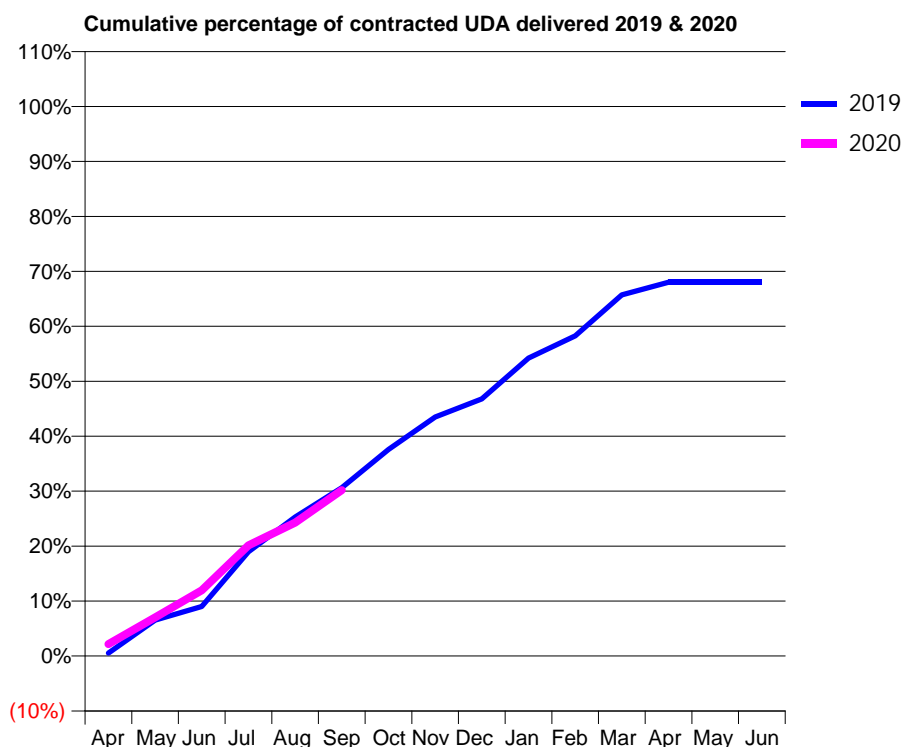
19/20 Contracted general activity (UDA)	10,603
Carry forward general activity (UDA)	0
19/20 Contracted orthodontic activity (UOA)	0
Carry forward orthodontic activity (UOA)	0
Baseline contract value	£277,182.96

ACCESS*

Patients seen in 24 months	Total	Change since previous quarter
Quarter ending September 2018	2,834	
Quarter ending December 2018	2,776	↓
Quarter ending March 2019	2,695	↓
Quarter ending June 2019	2,633	↓
Quarter ending September 2019	2,593	↓
Variance since September 2018	(8.5%)	↓



ACTIVITY



Month	Adjusted Scheduled Activity (UDA)	
	2019	2020
April	58	231
May	692	745
June	957	1,266
July	2,012	2,137
August	2,681	2,574
September	3,245	3,199
October	3,984	
November	4,611	
December	4,962	
January	5,746	
February	6,176	
March	6,968	
April	7,210	
May	7,210	
June	7,210	

QUALITY

	Quantity	Base Number	Contract	AT	Region	England
% of FP17s for the same patient ID Re-attending within 3 months - Children	10	337	3.0%	9.2%	10.8%	11.5%
% of FP17s for the same patient ID Re-attending within 3 months - Adults	186	1,603	11.6%	14.8%	15.2%	15.4%
% of FP17s for the same patient ID Re-attending between 3 & 9 months - Children	205	337	60.8%	61.5%	62.2%	59.7%
% of FP17s for the same patient ID Re-attending between 3 & 9 months - Adults	992	1,603	61.9%	52.4%	52.9%	51.7%
% of FP17s for Band 1 Urgent Courses	116	1,844	6.3%	9.3%	9.7%	9.2%
% of FP17s Relating to Free Repair or Replacements	16	1,844	0.9%	0.5%	0.6%	0.7%
% of FP17s Relating to Continuations	13	1,844	0.7%	0.7%	0.7%	0.8%
% of Patients satisfied with the dentistry they have received	2	2	N/A	93.6%	93.6%	93.5%
% of Patients satisfied with the time they had to wait for an appointment	2	2	N/A	88.5%	86.3%	87.4%

* This is based on patients treated on this contract for their most recent course of treatment. Figures in italics indicate the base number of FP17s or Patient Questionnaire responses are less than 100. N/A is shown where the base number of responses is less than 10 during the period. % is calculated as Quantity/Base number*100

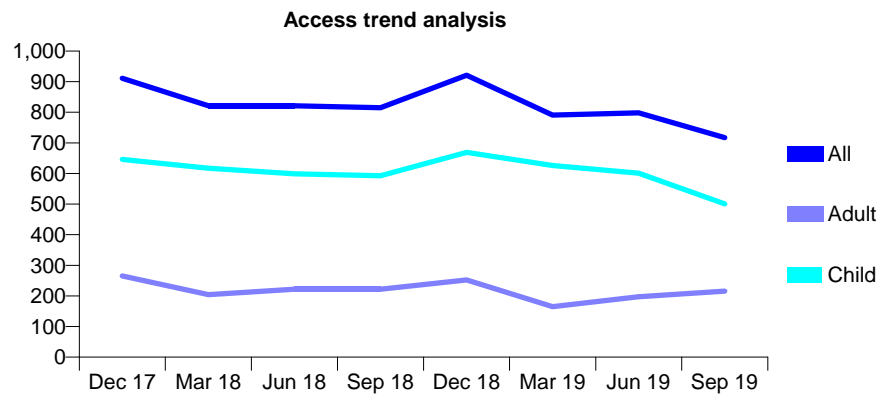
Q68 - Vital Signs At a Glance Contract Report for 558745/0004 - September 2019

Name or company name	MR VH WIFFEN
Contract type name	GDS Contract
Purpose of contract	General
Contract start date	01/06/2010
Contract end date	

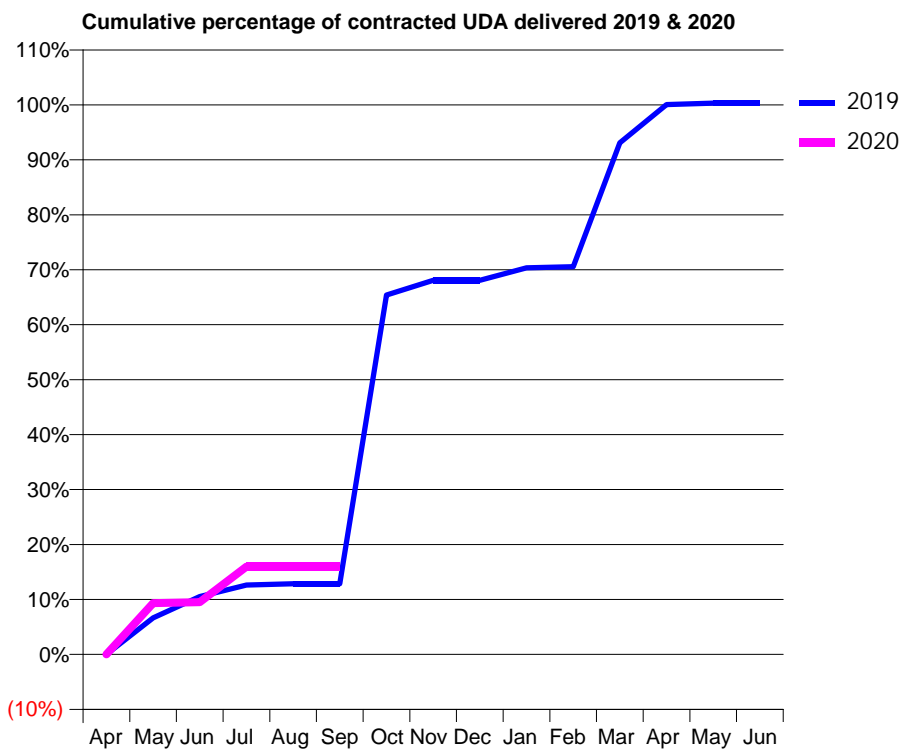
19/20 Contracted general activity (UDA)	1,532
Carry forward general activity (UDA)	0
19/20 Contracted orthodontic activity (UOA)	0
Carry forward orthodontic activity (UOA)	0
Baseline contract value	£45,011.45

ACCESS*

Patients seen in 24 months	Total	Change since previous quarter
Quarter ending September 2018	815	
Quarter ending December 2018	921	↑
Quarter ending March 2019	791	↓
Quarter ending June 2019	798	→
Quarter ending September 2019	717	↓
Variance since September 2018	(12.0%)	↓



ACTIVITY



Month	2019	2020
April	0	0
May	102	143
June	161	146
July	193	245
August	197	245
September	197	245
October	1,002	
November	1,043	
December	1,043	
January	1,077	
February	1,081	
March	1,426	
April	1,533	
May	1,537	
June	1,537	

QUALITY

	Quantity	Base Number	Contract	AT	Region	England
% of FP17s for the same patient ID Re-attending within 3 months - Children	6	227	2.6%	9.2%	10.8%	11.5%
% of FP17s for the same patient ID Re-attending within 3 months - Adults	1	72	1.4%	14.8%	15.2%	15.4%
% of FP17s for the same patient ID Re-attending between 3 & 9 months - Children	159	227	70.0%	61.5%	62.2%	59.7%
% of FP17s for the same patient ID Re-attending between 3 & 9 months - Adults	62	72	86.1%	52.4%	52.9%	51.7%
% of FP17s for Band 1 Urgent Courses	4	218	1.8%	9.3%	9.7%	9.2%
% of FP17s Relating to Free Repair or Replacements	0	218	0.0%	0.5%	0.6%	0.7%
% of FP17s Relating to Continuations	0	218	0.0%	0.7%	0.7%	0.8%
% of Patients satisfied with the dentistry they have received	0	0	N/A	93.6%	93.6%	93.5%
% of Patients satisfied with the time they had to wait for an appointment	0	0	N/A	88.5%	86.3%	87.4%

* This is based on patients treated on this contract for their most recent course of treatment. Figures in italics indicate the base number of FP17s or Patient Questionnaire responses are less than 100. N/A is shown where the base number of responses is less than 10 during the period. % is calculated as Quantity/Base number*100

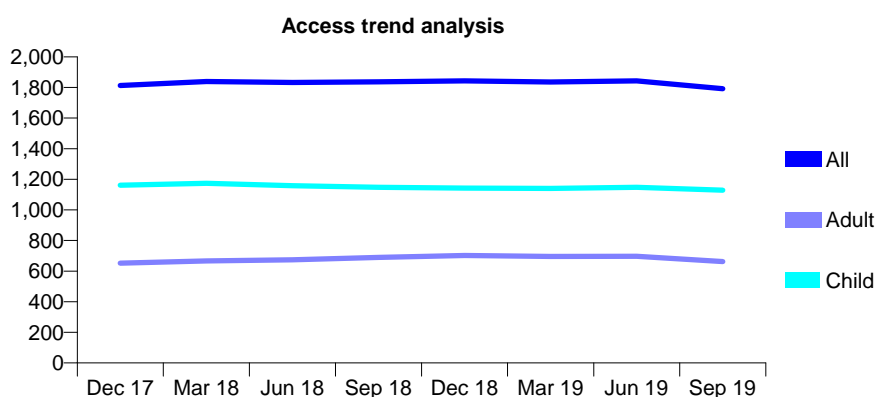
Q68 - Vital Signs At a Glance Contract Report for 565113/0001 - September 2019

Name or company name	Mr MA Parker & Mr AW Smith
Contract type name	GDS Contract
Purpose of contract	General
Contract start date	01/04/2006
Contract end date	

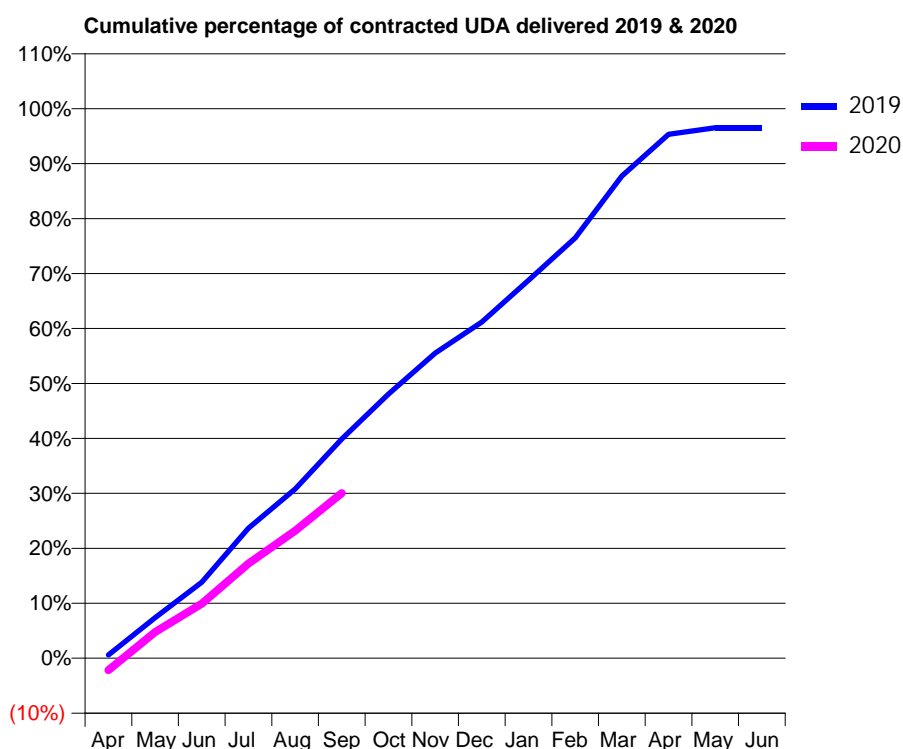
19/20 Contracted general activity (UDA)	3,272
Carry forward general activity (UDA)	113
19/20 Contracted orthodontic activity (UOA)	0
Carry forward orthodontic activity (UOA)	0
Baseline contract value	£75,260.78

ACCESS*

Patients seen in 24 months	Total	Change since previous quarter
Quarter ending September 2018	1,837	
Quarter ending December 2018	1,844	→
Quarter ending March 2019	1,836	→
Quarter ending June 2019	1,844	→
Quarter ending September 2019	1,792	↓
Variance since September 2018	(2.4%)	↓



ACTIVITY



Month	2019	2020
April	19	-72
May	242	156
June	452	325
July	775	564
August	1,008	759
September	1,305	983
October	1,573	
November	1,816	
December	2,001	
January	2,250	
February	2,502	
March	2,871	
April	3,119	
May	3,158	
June	3,158	

QUALITY

	Quantity	Base Number	Contract	AT	Region	England
% of FP17s for the same patient ID Re-attending within 3 months - Children	31	658	4.7%	9.2%	10.8%	11.5%
% of FP17s for the same patient ID Re-attending within 3 months - Adults	12	207	5.8%	14.8%	15.2%	15.4%
% of FP17s for the same patient ID Re-attending between 3 & 9 months - Children	324	658	49.2%	61.5%	62.2%	59.7%
% of FP17s for the same patient ID Re-attending between 3 & 9 months - Adults	71	207	34.3%	52.4%	52.9%	51.7%
% of FP17s for Band 1 Urgent Courses	35	745	4.7%	9.3%	9.7%	9.2%
% of FP17s Relating to Free Repair or Replacements	3	745	0.4%	0.5%	0.6%	0.7%
% of FP17s Relating to Continuations	1	745	0.1%	0.7%	0.7%	0.8%
% of Patients satisfied with the dentistry they have received	1	1	N/A	93.6%	93.6%	93.5%
% of Patients satisfied with the time they had to wait for an appointment	1	1	N/A	88.5%	86.3%	87.4%

* This is based on patients treated on this contract for their most recent course of treatment. Figures in italics indicate the base number of FP17s or Patient Questionnaire responses are less than 100. N/A is shown where the base number of responses is less than 10 during the period. % is calculated as Quantity/Base number*100

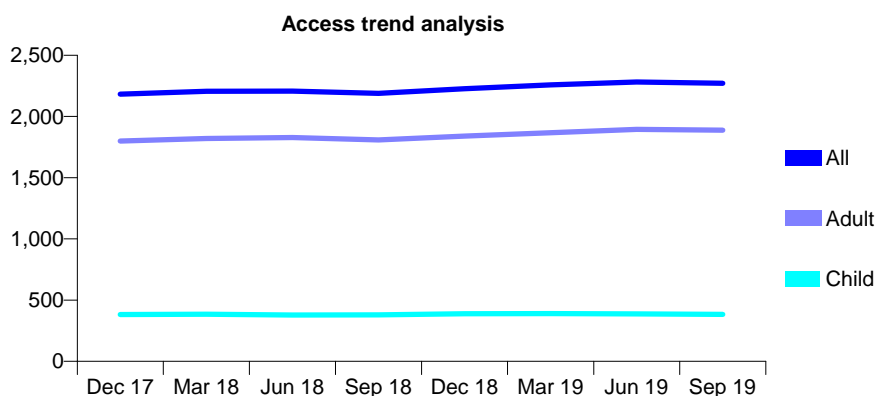
Q68 - Vital Signs At a Glance Contract Report for 567612/0001 - September 2019

Name or company name	MR AM SINGER
Contract type name	GDS Contract
Purpose of contract	General
Contract start date	01/04/2006
Contract end date	

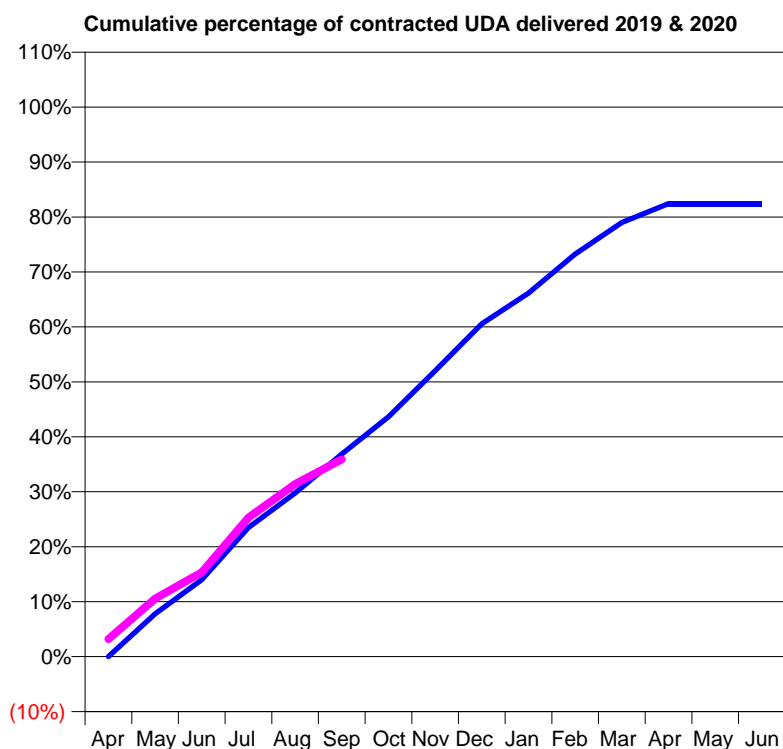
19/20 Contracted general activity (UDA)	7,509
Carry forward general activity (UDA)	0
19/20 Contracted orthodontic activity (UOA)	0
Carry forward orthodontic activity (UOA)	0
Baseline contract value	£175,769.53

ACCESS*

Patients seen in 24 months	Total	Change since previous quarter
Quarter ending September 2018	2,189	
Quarter ending December 2018	2,227	→
Quarter ending March 2019	2,259	→
Quarter ending June 2019	2,282	→
Quarter ending September 2019	2,272	→
Variance since September 2018	3.8%	↑



ACTIVITY



Month	Adjusted Scheduled Activity (UDA)	
	2019	2020
April	0	240
May	586	793
June	1,051	1,153
July	1,766	1,899
August	2,237	2,359
September	2,767	2,696
October	3,277	
November	3,908	
December	4,546	
January	4,967	
February	5,500	
March	5,932	
April	6,189	
May	6,189	
June	6,189	

QUALITY

	Quantity	Base Number	Contract	AT	Region	England
% of FP17s for the same patient ID Re-attending within 3 months - Children	14	247	5.7%	9.2%	10.8%	11.5%
% of FP17s for the same patient ID Re-attending within 3 months - Adults	199	1,378	14.4%	14.8%	15.2%	15.4%
% of FP17s for the same patient ID Re-attending between 3 & 9 months - Children	49	247	19.8%	61.5%	62.2%	59.7%
% of FP17s for the same patient ID Re-attending between 3 & 9 months - Adults	495	1,378	35.9%	52.4%	52.9%	51.7%
% of FP17s for Band 1 Urgent Courses	143	1,476	9.7%	9.3%	9.7%	9.2%
% of FP17s Relating to Free Repair or Replacements	16	1,476	1.1%	0.5%	0.6%	0.7%
% of FP17s Relating to Continuations	48	1,476	3.3%	0.7%	0.7%	0.8%
% of Patients satisfied with the dentistry they have received	5	5	N/A	93.6%	93.6%	93.5%
% of Patients satisfied with the time they had to wait for an appointment	5	5	N/A	88.5%	86.3%	87.4%

* This is based on patients treated on this contract for their most recent course of treatment. Figures in italics indicate the base number of FP17s or Patient Questionnaire responses are less than 100. N/A is shown where the base number of responses is less than 10 during the period. % is calculated as Quantity/Base number*100

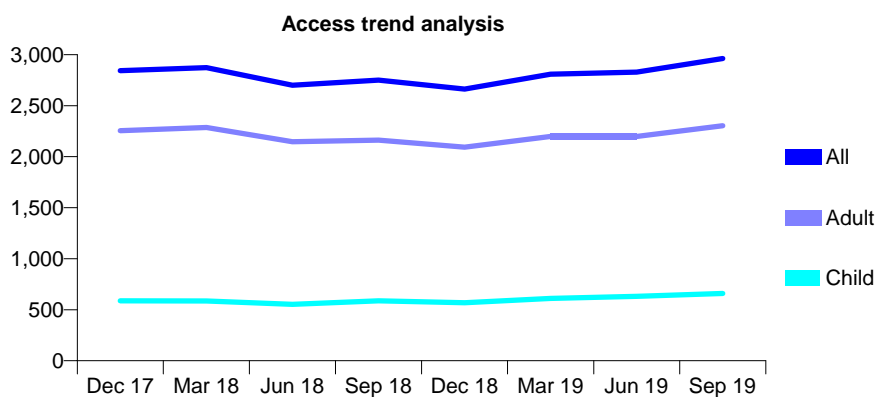
Q68 - Vital Signs At a Glance Contract Report for 568171/0001 - September 2019

Name or company name	Milford Dental Centre
Contract type name	GDS Contract
Purpose of contract	General
Contract start date	01/04/2006
Contract end date	

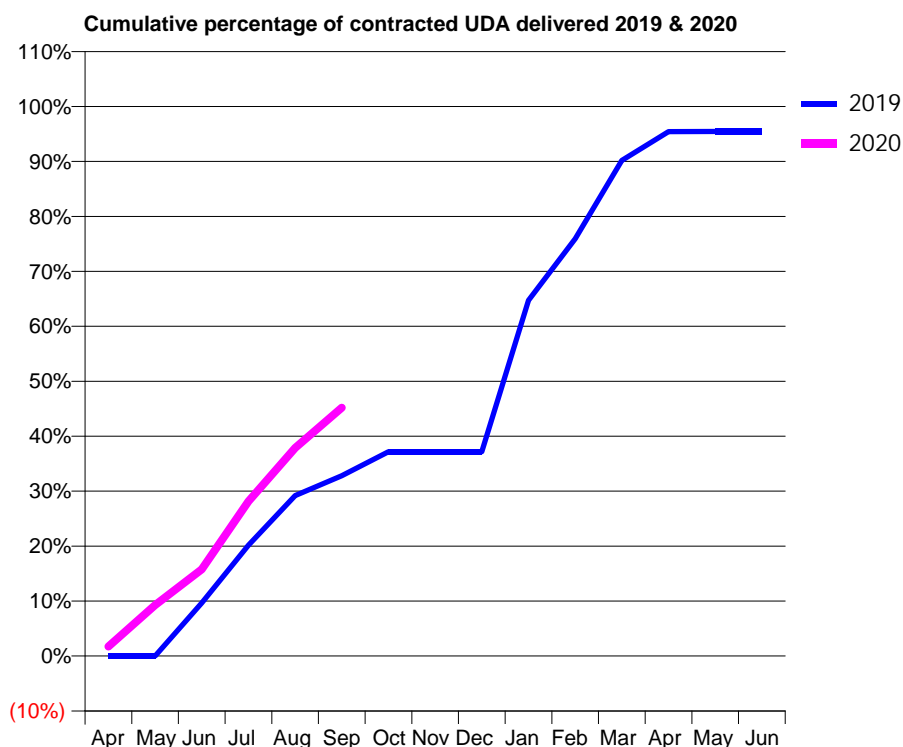
19/20 Contracted general activity (UDA)	9,000
Carry forward general activity (UDA)	0
19/20 Contracted orthodontic activity (UOA)	0
Carry forward orthodontic activity (UOA)	0
Baseline contract value	£207,047.40

ACCESS*

Patients seen in 24 months	Total	Change since previous quarter
Quarter ending September 2018	2,751	
Quarter ending December 2018	2,663	↓
Quarter ending March 2019	2,809	↑
Quarter ending June 2019	2,829	→
Quarter ending September 2019	2,963	↑
Variance since September 2018	7.7%	↑



ACTIVITY



Month	Adjusted Scheduled Activity (UDA)	
	2019	2020
April	0	157
May	0	835
June	869	1,421
July	1,816	2,532
August	2,629	3,407
September	2,951	4,067
October	3,345	
November	3,345	
December	3,345	
January	5,827	
February	6,836	
March	8,114	
April	8,586	
May	8,591	
June	8,591	

QUALITY

	Quantity	Base Number	Contract	AT	Region	England
% of FP17s for the same patient ID Re-attending within 3 months - Children	19	469	4.1%	9.2%	10.8%	11.5%
% of FP17s for the same patient ID Re-attending within 3 months - Adults	256	1,566	16.3%	14.8%	15.2%	15.4%
% of FP17s for the same patient ID Re-attending between 3 & 9 months - Children	281	469	59.9%	61.5%	62.2%	59.7%
% of FP17s for the same patient ID Re-attending between 3 & 9 months - Adults	800	1,566	51.1%	52.4%	52.9%	51.7%
% of FP17s for Band 1 Urgent Courses	145	1,888	7.7%	9.3%	9.7%	9.2%
% of FP17s Relating to Free Repair or Replacements	26	1,888	1.4%	0.5%	0.6%	0.7%
% of FP17s Relating to Continuations	43	1,888	2.3%	0.7%	0.7%	0.8%
% of Patients satisfied with the dentistry they have received	1	1	N/A	93.6%	93.6%	93.5%
% of Patients satisfied with the time they had to wait for an appointment	1	1	N/A	88.5%	86.3%	87.4%

* This is based on patients treated on this contract for their most recent course of treatment. Figures in italics indicate the base number of FP17s or Patient Questionnaire responses are less than 100. N/A is shown where the base number of responses is less than 10 during the period. % is calculated as Quantity/Base number*100

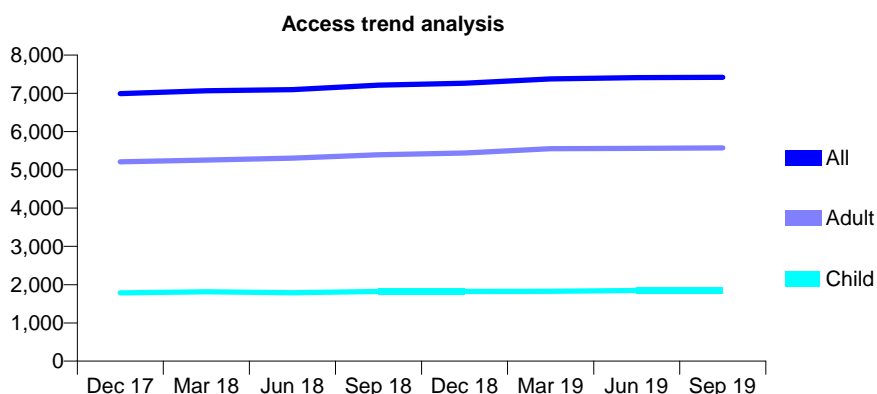
Q68 - Vital Signs At a Glance Contract Report for 570052/0001 - September 2019

Name or company name	MR AN MOORE
Contract type name	GDS Contract
Purpose of contract	General
Contract start date	01/04/2006
Contract end date	

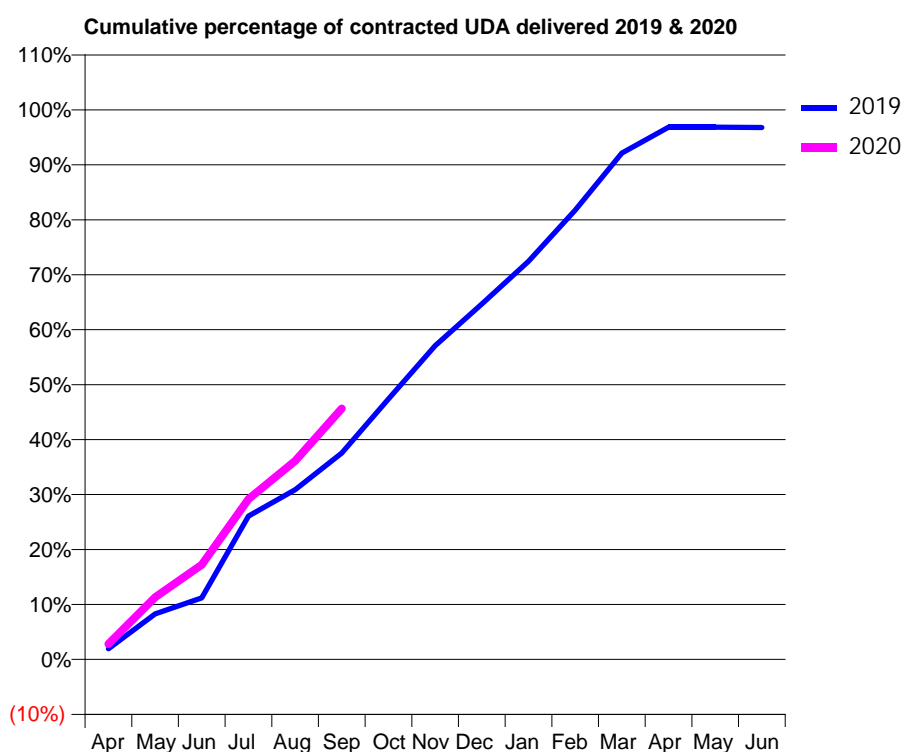
19/20 Contracted general activity (UDA)	15,877
Carry forward general activity (UDA)	509
19/20 Contracted orthodontic activity (UOA)	0
Carry forward orthodontic activity (UOA)	0
Baseline contract value	£460,560.34

ACCESS*

Patients seen in 24 months	Total	Change since previous quarter
Quarter ending September 2018	7,215	
Quarter ending December 2018	7,263	→
Quarter ending March 2019	7,377	→
Quarter ending June 2019	7,409	→
Quarter ending September 2019	7,420	→
Variance since September 2018	2.8%	↑



ACTIVITY



Adjusted Scheduled Activity (UDA)		
Month	2019	2020
April	305	443
May	1,315	1,797
June	1,780	2,736
July	4,138	4,631
August	4,901	5,734
September	5,962	7,251
October	7,528	
November	9,062	
December	10,267	
January	11,502	
February	12,982	
March	14,627	
April	15,375	
May	15,375	
June	15,368	

QUALITY

	Quantity	Base Number	Contract	AT	Region	England
% of FP17s for the same patient ID Re-attending within 3 months - Children	65	1,265	5.1%	9.2%	10.8%	11.5%
% of FP17s for the same patient ID Re-attending within 3 months - Adults	426	3,288	13.0%	14.8%	15.2%	15.4%
% of FP17s for the same patient ID Re-attending between 3 & 9 months - Children	548	1,265	43.3%	61.5%	62.2%	59.7%
% of FP17s for the same patient ID Re-attending between 3 & 9 months - Adults	1,213	3,288	36.9%	52.4%	52.9%	51.7%
% of FP17s for Band 1 Urgent Courses	474	4,201	11.3%	9.3%	9.7%	9.2%
% of FP17s Relating to Free Repair or Replacements	24	4,201	0.6%	0.5%	0.6%	0.7%
% of FP17s Relating to Continuations	6	4,201	0.1%	0.7%	0.7%	0.8%
% of Patients satisfied with the dentistry they have received	2	2	N/A	93.6%	93.6%	93.5%
% of Patients satisfied with the time they had to wait for an appointment	2	2	N/A	88.5%	86.3%	87.4%

* This is based on patients treated on this contract for their most recent course of treatment. Figures in italics indicate the base number of FP17s or Patient Questionnaire responses are less than 100. N/A is shown where the base number of responses is less than 10 during the period. % is calculated as Quantity/Base number*100

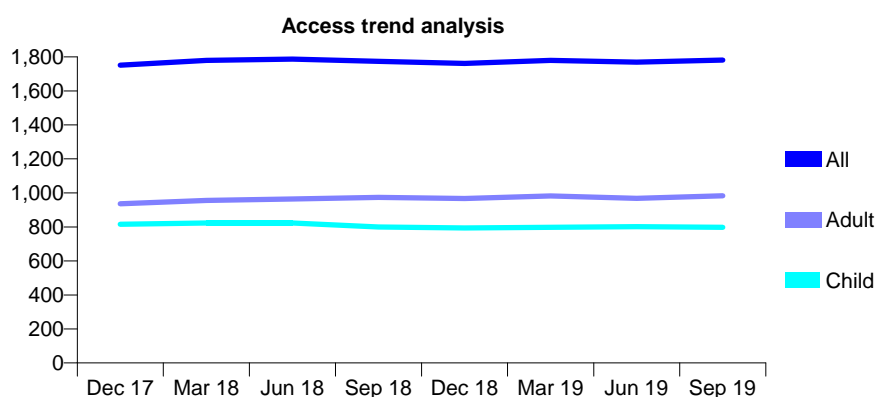
Q68 - Vital Signs At a Glance Contract Report for 572721/0001 - September 2019

Name or company name	MR IP MCLEAN
Contract type name	GDS Contract
Purpose of contract	General
Contract start date	01/04/2006
Contract end date	

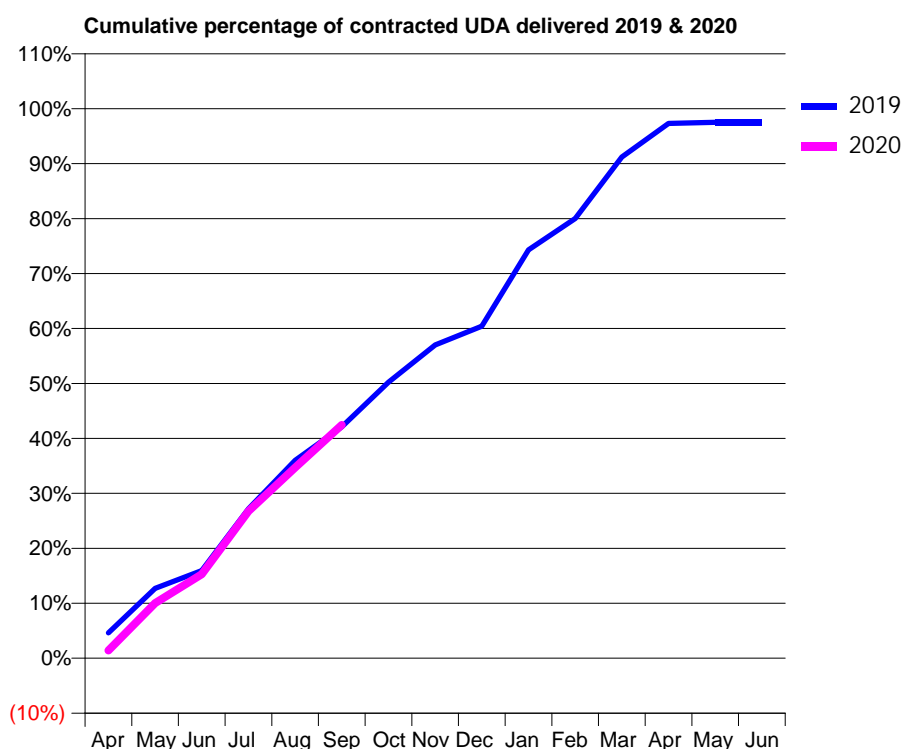
19/20 Contracted general activity (UDA)	4,463
Carry forward general activity (UDA)	110
19/20 Contracted orthodontic activity (UOA)	0
Carry forward orthodontic activity (UOA)	0
Baseline contract value	£111,745.64

ACCESS*

Patients seen in 24 months	Total	Change since previous quarter
Quarter ending September 2018	1,774	
Quarter ending December 2018	1,761	→
Quarter ending March 2019	1,779	→
Quarter ending June 2019	1,769	→
Quarter ending September 2019	1,781	→
Variance since September 2018	0.4%	→



ACTIVITY



Month	2019	2020
April	207	64
May	567	448
June	712	681
July	1,214	1,194
August	1,608	1,549
September	1,879	1,895
October	2,241	
November	2,545	
December	2,696	
January	3,316	
February	3,571	
March	4,071	
April	4,343	
May	4,352	
June	4,352	

QUALITY

	Quantity	Base Number	Contract	AT	Region	England
% of FP17s for the same patient ID Re-attending within 3 months - Children	26	627	4.1%	9.2%	10.8%	11.5%
% of FP17s for the same patient ID Re-attending within 3 months - Adults	85	699	12.2%	14.8%	15.2%	15.4%
% of FP17s for the same patient ID Re-attending between 3 & 9 months - Children	455	627	72.6%	61.5%	62.2%	59.7%
% of FP17s for the same patient ID Re-attending between 3 & 9 months - Adults	414	699	59.2%	52.4%	52.9%	51.7%
% of FP17s for Band 1 Urgent Courses	43	1,228	3.5%	9.3%	9.7%	9.2%
% of FP17s Relating to Free Repair or Replacements	0	1,228	0.0%	0.5%	0.6%	0.7%
% of FP17s Relating to Continuations	3	1,228	0.2%	0.7%	0.7%	0.8%
% of Patients satisfied with the dentistry they have received	0	0	N/A	93.6%	93.6%	93.5%
% of Patients satisfied with the time they had to wait for an appointment	0	0	N/A	88.5%	86.3%	87.4%

* This is based on patients treated on this contract for their most recent course of treatment.

Figures in italics indicate the base number of FP17s or Patient Questionnaire responses are less than 100. N/A is shown where the base number of responses is less than 10 during the period. % is calculated as Quantity/Base number*100

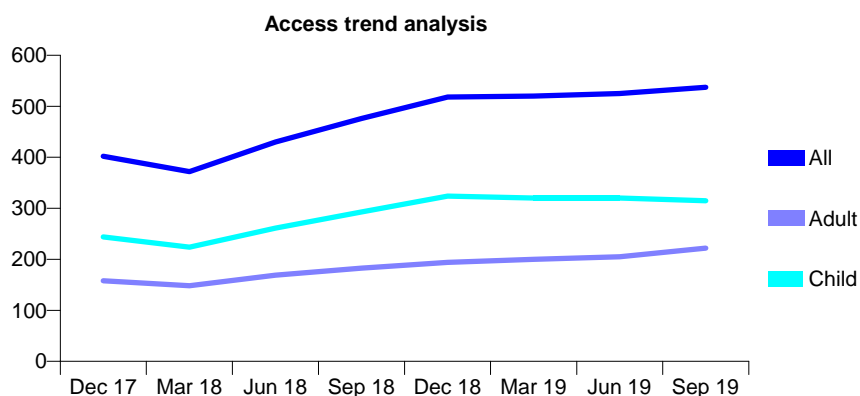
Q68 - Vital Signs At a Glance Contract Report for 576735/0001 - September 2019

Name or company name	MS S SADR
Contract type name	GDS Contract
Purpose of contract	General
Contract start date	01/04/2006
Contract end date	

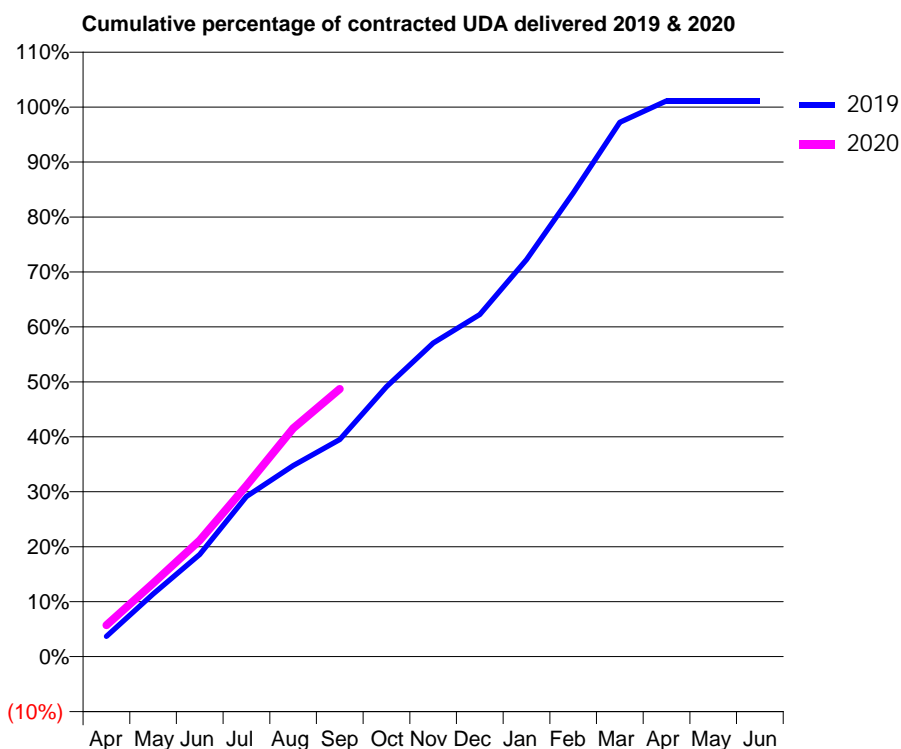
19/20 Contracted general activity (UDA)	1,360
Carry forward general activity (UDA)	0
19/20 Contracted orthodontic activity (UOA)	0
Carry forward orthodontic activity (UOA)	0
Baseline contract value	£30,500.59

ACCESS*

Patients seen in 24 months	Total	Change since previous quarter
Quarter ending September 2018	476	
Quarter ending December 2018	518	↑
Quarter ending March 2019	520	→
Quarter ending June 2019	525	→
Quarter ending September 2019	537	↑
Variance since September 2018	12.8%	↑



ACTIVITY



Month	Adjusted Scheduled Activity (UDA)	
	2019	2020
April	50	78
May	155	182
June	253	288
July	396	423
August	473	565
September	537	662
October	668	
November	776	
December	847	
January	982	
February	1,148	
March	1,322	
April	1,375	
May	1,375	
June	1,375	

QUALITY

	Quantity	Base Number	Contract	AT	Region	England
% of FP17s for the same patient ID Re-attending within 3 months - Children	20	223	9.0%	9.2%	10.8%	11.5%
% of FP17s for the same patient ID Re-attending within 3 months - Adults	36	146	24.7%	14.8%	15.2%	15.4%
% of FP17s for the same patient ID Re-attending between 3 & 9 months - Children	127	223	57.0%	61.5%	62.2%	59.7%
% of FP17s for the same patient ID Re-attending between 3 & 9 months - Adults	63	146	43.2%	52.4%	52.9%	51.7%
% of FP17s for Band 1 Urgent Courses	42	354	11.9%	9.3%	9.7%	9.2%
% of FP17s Relating to Free Repair or Replacements	0	354	0.0%	0.5%	0.6%	0.7%
% of FP17s Relating to Continuations	2	354	0.6%	0.7%	0.7%	0.8%
% of Patients satisfied with the dentistry they have received	0	0	N/A	93.6%	93.6%	93.5%
% of Patients satisfied with the time they had to wait for an appointment	0	0	N/A	88.5%	86.3%	87.4%

* This is based on patients treated on this contract for their most recent course of treatment. Figures in italics indicate the base number of FP17s or Patient Questionnaire responses are less than 100. N/A is shown where the base number of responses is less than 10 during the period. % is calculated as Quantity/Base number*100

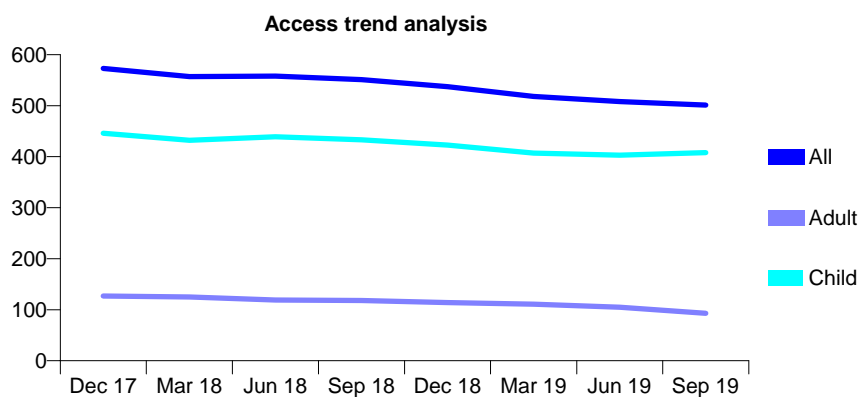
Q68 - Vital Signs At a Glance Contract Report for 578150/0001 - September 2019

Name or company name	MR AJ WHITEHEAD
Contract type name	GDS Contract
Purpose of contract	General
Contract start date	01/04/2006
Contract end date	

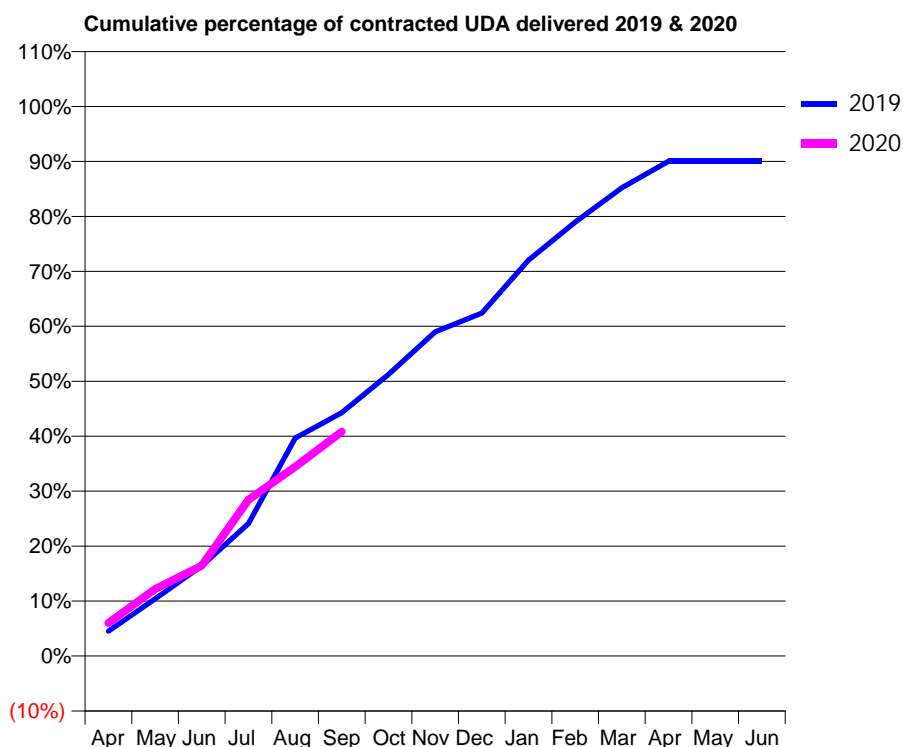
19/20 Contracted general activity (UDA)	1,287
Carry forward general activity (UDA)	0
19/20 Contracted orthodontic activity (UOA)	0
Carry forward orthodontic activity (UOA)	0
Baseline contract value	£32,708.21

ACCESS*

Patients seen in 24 months	Total	Change since previous quarter
Quarter ending September 2018	551	
Quarter ending December 2018	537	↓
Quarter ending March 2019	518	↓
Quarter ending June 2019	508	↓
Quarter ending September 2019	501	↓
Variance since September 2018	(9.1%)	↓



ACTIVITY



Month	Adjusted Scheduled Activity (UDA)	
	2019	2020
April	58	77
May	134	157
June	211	212
July	310	366
August	510	443
September	570	526
October	660	
November	759	
December	803	
January	927	
February	1,016	
March	1,096	
April	1,159	
May	1,159	
June	1,159	

QUALITY

	Quantity	Base Number	Contract	AT	Region	England
% of FP17s for the same patient ID Re-attending within 3 months - Children	22	329	6.7%	9.2%	10.8%	11.5%
% of FP17s for the same patient ID Re-attending within 3 months - Adults	3	43	7.0%	14.8%	15.2%	15.4%
% of FP17s for the same patient ID Re-attending between 3 & 9 months - Children	194	329	59.0%	61.5%	62.2%	59.7%
% of FP17s for the same patient ID Re-attending between 3 & 9 months - Adults	28	43	65.1%	52.4%	52.9%	51.7%
% of FP17s for Band 1 Urgent Courses	18	328	5.5%	9.3%	9.7%	9.2%
% of FP17s Relating to Free Repair or Replacements	0	328	0.0%	0.5%	0.6%	0.7%
% of FP17s Relating to Continuations	0	328	0.0%	0.7%	0.7%	0.8%
% of Patients satisfied with the dentistry they have received	0	0	N/A	93.6%	93.6%	93.5%
% of Patients satisfied with the time they had to wait for an appointment	0	0	N/A	88.5%	86.3%	87.4%

* This is based on patients treated on this contract for their most recent course of treatment. Figures in italics indicate the base number of FP17s or Patient Questionnaire responses are less than 100. N/A is shown where the base number of responses is less than 10 during the period. % is calculated as Quantity/Base number*100

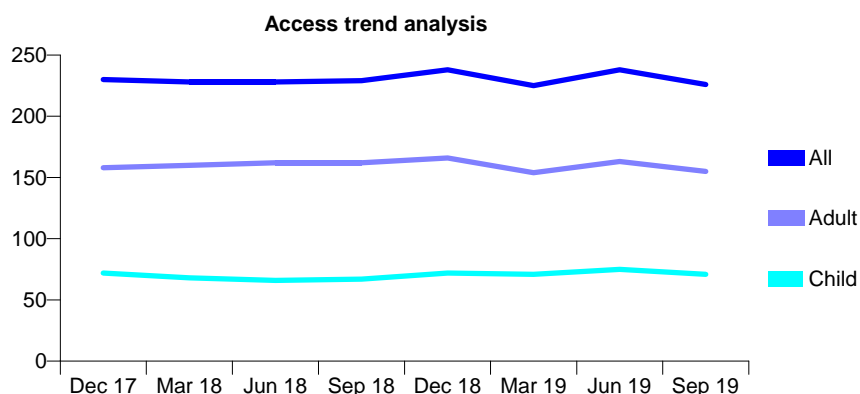
Q68 - Vital Signs At a Glance Contract Report for 608696/0001 - September 2019

Name or company name	Carlisle Parade Dental Practice
Contract type name	GDS Contract
Purpose of contract	General
Contract start date	01/04/2012
Contract end date	

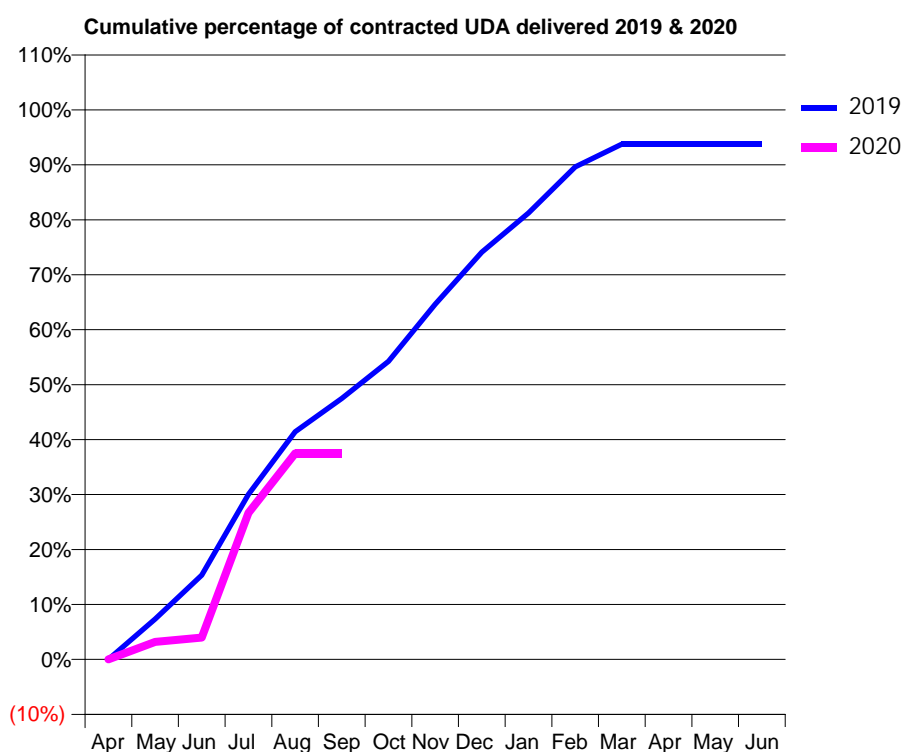
19/20 Contracted general activity (UDA)	750
Carry forward general activity (UDA)	0
19/20 Contracted orthodontic activity (UOA)	0
Carry forward orthodontic activity (UOA)	0
Baseline contract value	£16,536.42

ACCESS*

Patients seen in 24 months	Total	Change since previous quarter
Quarter ending September 2018	229	
Quarter ending December 2018	238	↑
Quarter ending March 2019	225	↓
Quarter ending June 2019	238	↑
Quarter ending September 2019	226	↓
Variance since September 2018	(1.3%)	↓



ACTIVITY



Month	Adjusted Scheduled Activity (UDA)	
	2019	2020
April	0	0
May	55	24
June	115	30
July	225	200
August	311	281
September	356	281
October	407	
November	485	
December	556	
January	609	
February	672	
March	703	
April	703	
May	703	
June	703	

QUALITY

	Quantity	Base Number	Contract	AT	Region	England
% of FP17s for the same patient ID Re-attending within 3 months - Children	0	34	0.0%	9.2%	10.8%	11.5%
% of FP17s for the same patient ID Re-attending within 3 months - Adults	2	64	3.1%	14.8%	15.2%	15.4%
% of FP17s for the same patient ID Re-attending between 3 & 9 months - Children	16	34	47.1%	61.5%	62.2%	59.7%
% of FP17s for the same patient ID Re-attending between 3 & 9 months - Adults	35	64	54.7%	52.4%	52.9%	51.7%
% of FP17s for Band 1 Urgent Courses	1	90	1.1%	9.3%	9.7%	9.2%
% of FP17s Relating to Free Repair or Replacements	0	90	0.0%	0.5%	0.6%	0.7%
% of FP17s Relating to Continuations	0	90	0.0%	0.7%	0.7%	0.8%
% of Patients satisfied with the dentistry they have received	1	1	N/A	93.6%	93.6%	93.5%
% of Patients satisfied with the time they had to wait for an appointment	1	1	N/A	88.5%	86.3%	87.4%

* This is based on patients treated on this contract for their most recent course of treatment. Figures in italics indicate the base number of FP17s or Patient Questionnaire responses are less than 100. N/A is shown where the base number of responses is less than 10 during the period. % is calculated as Quantity/Base number*100

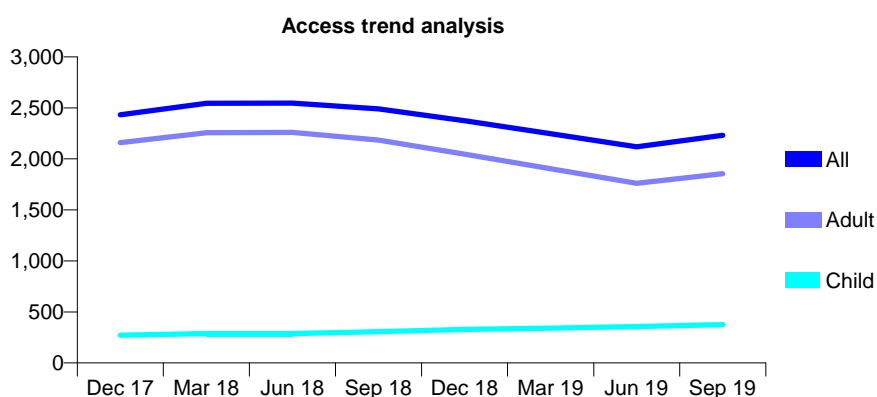
Q68 - Vital Signs At a Glance Contract Report for 610216/0001 - September 2019

Name or company name	MR R HASSANI
Contract type name	GDS Contract
Purpose of contract	General
Contract start date	01/10/2015
Contract end date	

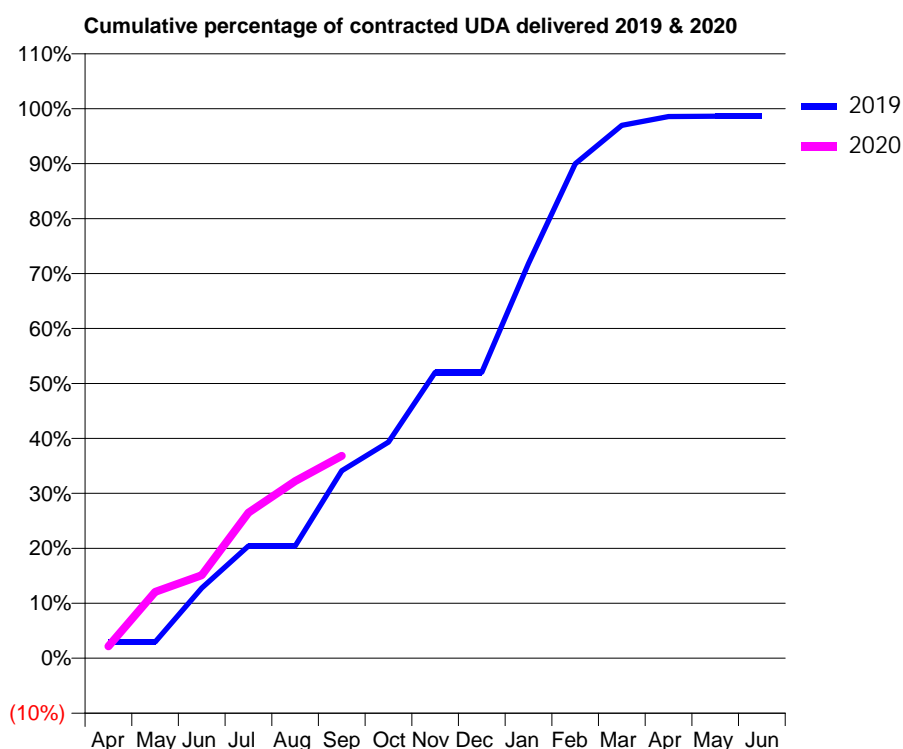
19/20 Contracted general activity (UDA)	5,148
Carry forward general activity (UDA)	70
19/20 Contracted orthodontic activity (UOA)	0
Carry forward orthodontic activity (UOA)	0
Baseline contract value	£110,255.76

ACCESS*

Patients seen in 24 months	Total	Change since previous quarter
Quarter ending September 2018	2,491	
Quarter ending December 2018	2,375	↓
Quarter ending March 2019	2,246	↓
Quarter ending June 2019	2,118	↓
Quarter ending September 2019	2,231	↑
Variance since September 2018	(10.4%)	↓



ACTIVITY



Month	2019	2020
April	152	111
May	152	621
June	658	778
July	1,053	1,363
August	1,053	1,660
September	1,756	1,896
October	2,025	
November	2,679	
December	2,679	
January	3,698	
February	4,631	
March	4,991	
April	5,074	
May	5,077	
June	5,077	

QUALITY

	Quantity	Base Number	Contract	AT	Region	England
% of FP17s for the same patient ID Re-attending within 3 months - Children	9	227	4.0%	9.2%	10.8%	11.5%
% of FP17s for the same patient ID Re-attending within 3 months - Adults	30	634	4.7%	14.8%	15.2%	15.4%
% of FP17s for the same patient ID Re-attending between 3 & 9 months - Children	92	227	40.5%	61.5%	62.2%	59.7%
% of FP17s for the same patient ID Re-attending between 3 & 9 months - Adults	219	634	34.5%	52.4%	52.9%	51.7%
% of FP17s for Band 1 Urgent Courses	23	821	2.8%	9.3%	9.7%	9.2%
% of FP17s Relating to Free Repair or Replacements	7	821	0.9%	0.5%	0.6%	0.7%
% of FP17s Relating to Continuations	2	821	0.2%	0.7%	0.7%	0.8%
% of Patients satisfied with the dentistry they have received	1	1	N/A	93.6%	93.6%	93.5%
% of Patients satisfied with the time they had to wait for an appointment	0	1	N/A	88.5%	86.3%	87.4%

* This is based on patients treated on this contract for their most recent course of treatment.

Figures in italics indicate the base number of FP17s or Patient Questionnaire responses are less than 100. N/A is shown where the base number of responses is less than 10 during the period. % is calculated as Quantity/Base number*100

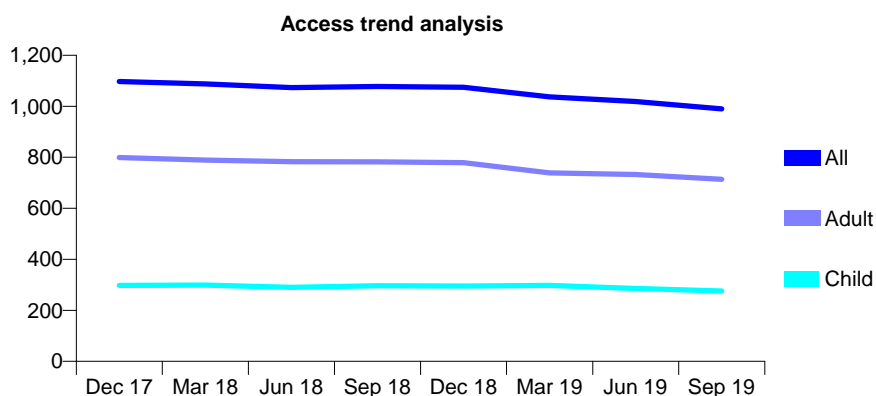
Q68 - Vital Signs At a Glance Contract Report for 616621/0001 - September 2019

Name or company name	Shah Roodsari
Contract type name	GDS Contract
Purpose of contract	General
Contract start date	01/10/2011
Contract end date	

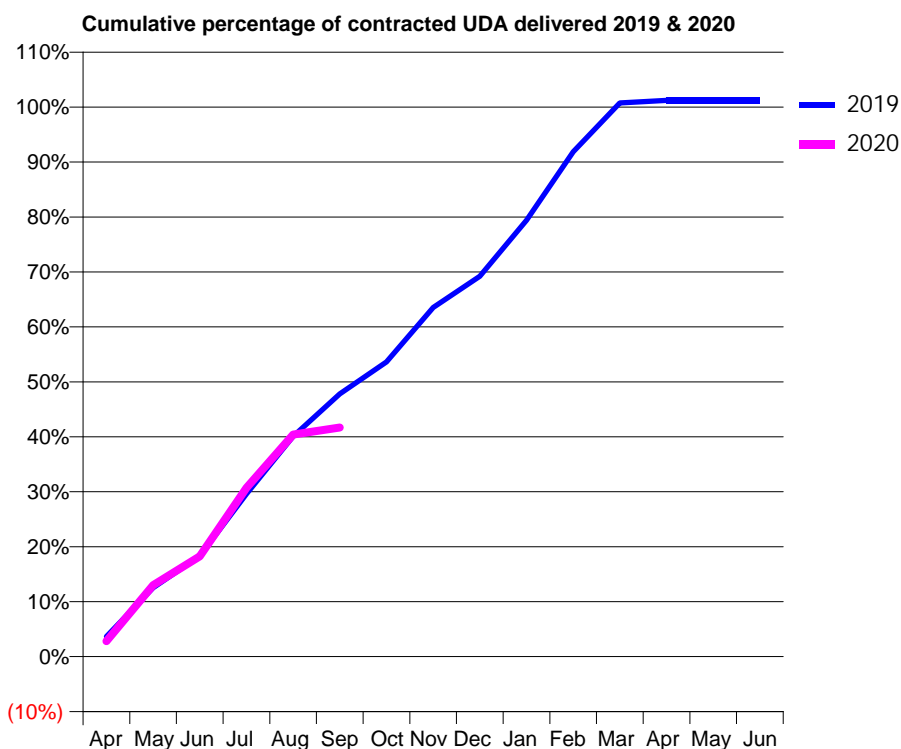
19/20 Contracted general activity (UDA)	2,737
Carry forward general activity (UDA)	0
19/20 Contracted orthodontic activity (UOA)	0
Carry forward orthodontic activity (UOA)	0
Baseline contract value	£80,576.40

ACCESS*

Patients seen in 24 months	Total	Change since previous quarter
Quarter ending September 2018	1,078	
Quarter ending December 2018	1,074	→
Quarter ending March 2019	1,037	↓
Quarter ending June 2019	1,019	↓
Quarter ending September 2019	990	↓
Variance since September 2018	(8.2%)	↓



ACTIVITY



Month	Adjusted Scheduled Activity (UDA)	
	2019	2020
April	100	77
May	343	357
June	501	499
July	810	840
August	1,098	1,106
September	1,308	1,141
October	1,467	
November	1,738	
December	1,894	
January	2,174	
February	2,514	
March	2,757	
April	2,770	
May	2,770	
June	2,770	

QUALITY

	Quantity	Base Number	Contract	AT	Region	England
% of FP17s for the same patient ID Re-attending within 3 months - Children	6	223	2.7%	9.2%	10.8%	11.5%
% of FP17s for the same patient ID Re-attending within 3 months - Adults	31	475	6.5%	14.8%	15.2%	15.4%
% of FP17s for the same patient ID Re-attending between 3 & 9 months - Children	194	223	87.0%	61.5%	62.2%	59.7%
% of FP17s for the same patient ID Re-attending between 3 & 9 months - Adults	319	475	67.2%	52.4%	52.9%	51.7%
% of FP17s for Band 1 Urgent Courses	27	689	3.9%	9.3%	9.7%	9.2%
% of FP17s Relating to Free Repair or Replacements	0	689	0.0%	0.5%	0.6%	0.7%
% of FP17s Relating to Continuations	2	689	0.3%	0.7%	0.7%	0.8%
% of Patients satisfied with the dentistry they have received	0	0	N/A	93.6%	93.6%	93.5%
% of Patients satisfied with the time they had to wait for an appointment	0	0	N/A	88.5%	86.3%	87.4%

* This is based on patients treated on this contract for their most recent course of treatment. Figures in italics indicate the base number of FP17s or Patient Questionnaire responses are less than 100. N/A is shown where the base number of responses is less than 10 during the period. % is calculated as Quantity/Base number*100

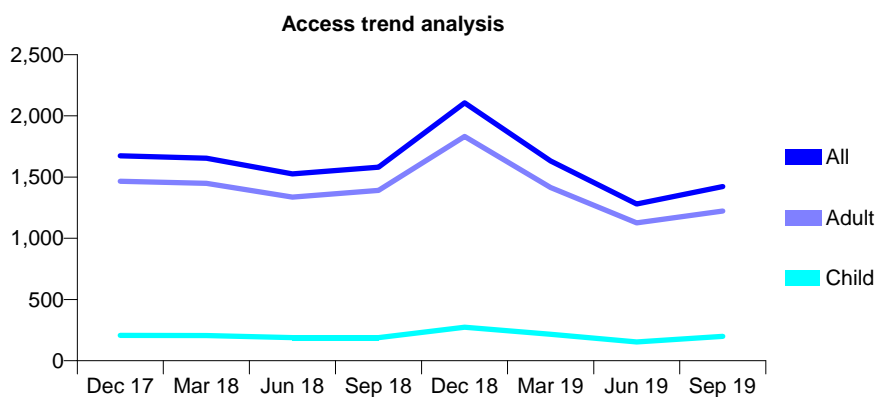
Q68 - Vital Signs At a Glance Contract Report for 622966/0003 - September 2019

Name or company name	Dental Surgery Partnership
Contract type name	GDS Contract
Purpose of contract	General
Contract start date	05/03/2012
Contract end date	

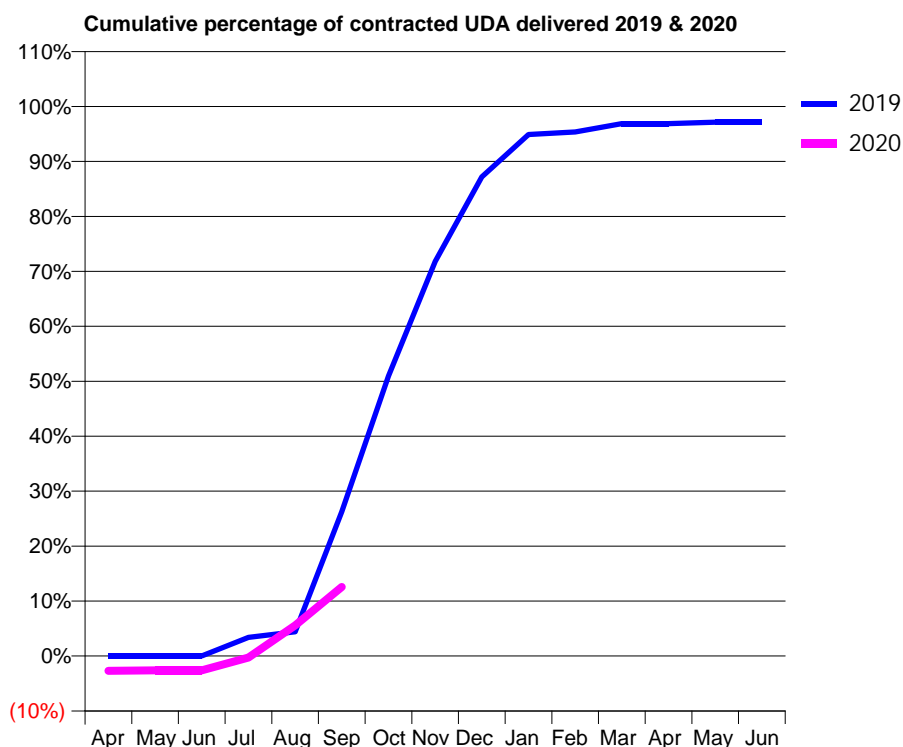
19/20 Contracted general activity (UDA)	5,766
Carry forward general activity (UDA)	165
19/20 Contracted orthodontic activity (UOA)	0
Carry forward orthodontic activity (UOA)	0
Baseline contract value	£150,764.56

ACCESS*

Patients seen in 24 months	Total	Change since previous quarter
Quarter ending September 2018	1,581	
Quarter ending December 2018	2,106	↑
Quarter ending March 2019	1,632	↓
Quarter ending June 2019	1,280	↓
Quarter ending September 2019	1,423	↑
Variance since September 2018	(10.0%)	↓



ACTIVITY



Month	Adjusted Scheduled Activity (UDA)	
	2019	2020
April	0	-156
May	0	-152
June	0	-152
July	196	-17
August	255	321
September	1,513	724
October	2,937	
November	4,140	
December	5,027	
January	5,472	
February	5,498	
March	5,587	
April	5,586	
May	5,601	
June	5,601	

QUALITY

	Quantity	Base Number	Contract	AT	Region	England
% of FP17s for the same patient ID Re-attending within 3 months - Children	4	81	4.9%	9.2%	10.8%	11.5%
% of FP17s for the same patient ID Re-attending within 3 months - Adults	20	318	6.3%	14.8%	15.2%	15.4%
% of FP17s for the same patient ID Re-attending between 3 & 9 months - Children	2	81	2.5%	61.5%	62.2%	59.7%
% of FP17s for the same patient ID Re-attending between 3 & 9 months - Adults	30	318	9.4%	52.4%	52.9%	51.7%
% of FP17s for Band 1 Urgent Courses	89	395	22.5%	9.3%	9.7%	9.2%
% of FP17s Relating to Free Repair or Replacements	4	395	1.0%	0.5%	0.6%	0.7%
% of FP17s Relating to Continuations	0	395	0.0%	0.7%	0.7%	0.8%
% of Patients satisfied with the dentistry they have received	1	1	N/A	93.6%	93.6%	93.5%
% of Patients satisfied with the time they had to wait for an appointment	1	1	N/A	88.5%	86.3%	87.4%

* This is based on patients treated on this contract for their most recent course of treatment. Figures in italics indicate the base number of FP17s or Patient Questionnaire responses are less than 100. N/A is shown where the base number of responses is less than 10 during the period. % is calculated as Quantity/Base number*100

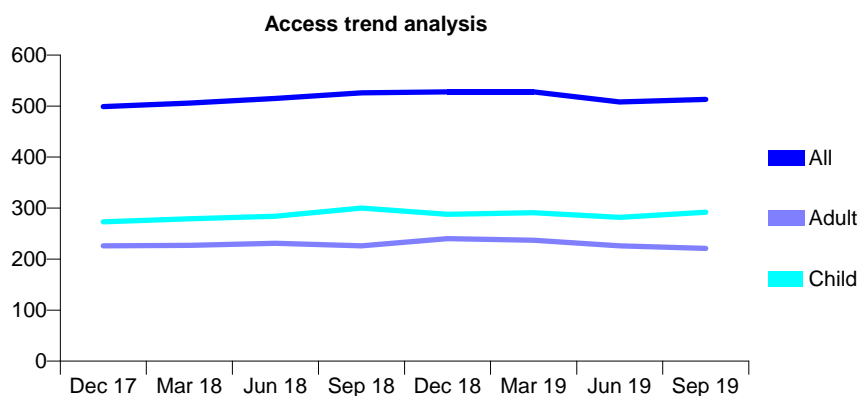
Q68 - Vital Signs At a Glance Contract Report for 629804/0001 - September 2019

Name or company name	MR MS WRIGHT
Contract type name	GDS Contract
Purpose of contract	General
Contract start date	01/04/2006
Contract end date	

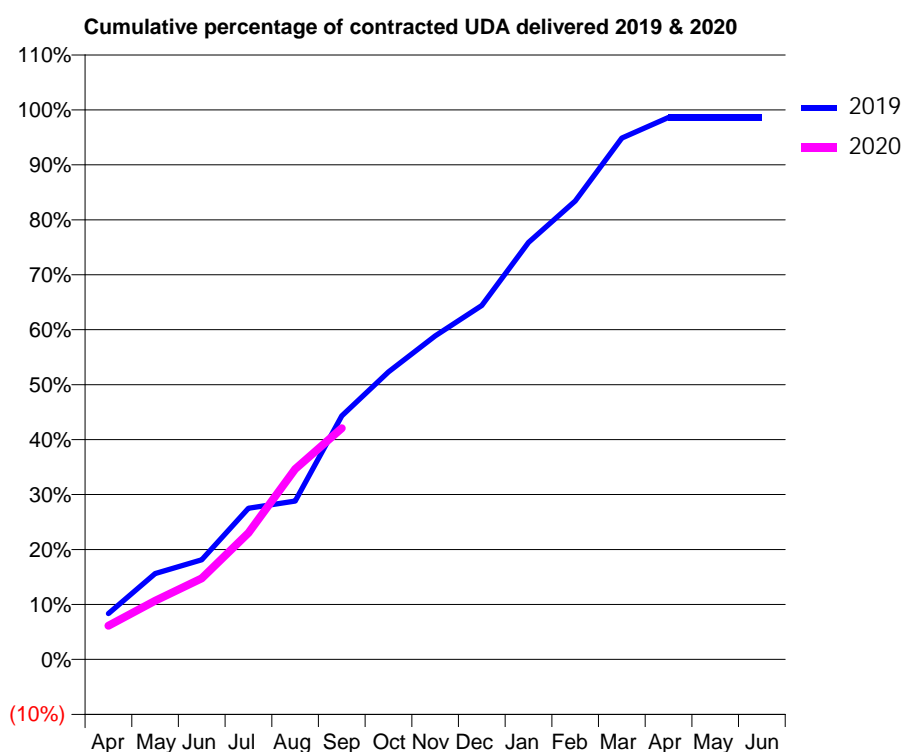
19/20 Contracted general activity (UDA)	1,150
Carry forward general activity (UDA)	15
19/20 Contracted orthodontic activity (UOA)	0
Carry forward orthodontic activity (UOA)	0
Baseline contract value	£30,084.93

ACCESS*

Patients seen in 24 months	Total	Change since previous quarter
Quarter ending September 2018	526	
Quarter ending December 2018	528	→
Quarter ending March 2019	528	→
Quarter ending June 2019	508	↓
Quarter ending September 2019	513	→
Variance since September 2018	(2.5%)	↓



ACTIVITY



Month	Adjusted Scheduled Activity (UDA)	
	2019	2020
April	96	70
May	180	123
June	209	170
July	316	265
August	331	398
September	509	484
October	601	
November	677	
December	741	
January	872	
February	959	
March	1,091	
April	1,134	
May	1,134	
June	1,134	

QUALITY

	Quantity	Base Number	Contract	AT	Region	England
% of FP17s for the same patient ID Re-attending within 3 months - Children	11	250	4.4%	9.2%	10.8%	11.5%
% of FP17s for the same patient ID Re-attending within 3 months - Adults	25	136	18.4%	14.8%	15.2%	15.4%
% of FP17s for the same patient ID Re-attending between 3 & 9 months - Children	199	250	79.6%	61.5%	62.2%	59.7%
% of FP17s for the same patient ID Re-attending between 3 & 9 months - Adults	74	136	54.4%	52.4%	52.9%	51.7%
% of FP17s for Band 1 Urgent Courses	19	360	5.3%	9.3%	9.7%	9.2%
% of FP17s Relating to Free Repair or Replacements	1	360	0.3%	0.5%	0.6%	0.7%
% of FP17s Relating to Continuations	0	360	0.0%	0.7%	0.7%	0.8%
% of Patients satisfied with the dentistry they have received	0	0	N/A	93.6%	93.6%	93.5%
% of Patients satisfied with the time they had to wait for an appointment	0	0	N/A	88.5%	86.3%	87.4%

* This is based on patients treated on this contract for their most recent course of treatment. Figures in italics indicate the base number of FP17s or Patient Questionnaire responses are less than 100. N/A is shown where the base number of responses is less than 10 during the period. % is calculated as Quantity/Base number*100

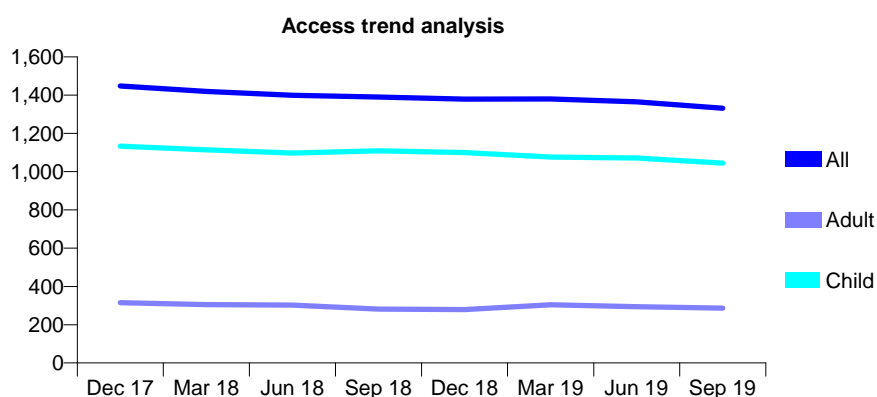
Q68 - Vital Signs At a Glance Contract Report for 630624/0001 - September 2019

Name or company name	Coppertop Surgery Partnership
Contract type name	GDS Contract
Purpose of contract	General
Contract start date	01/04/2006
Contract end date	

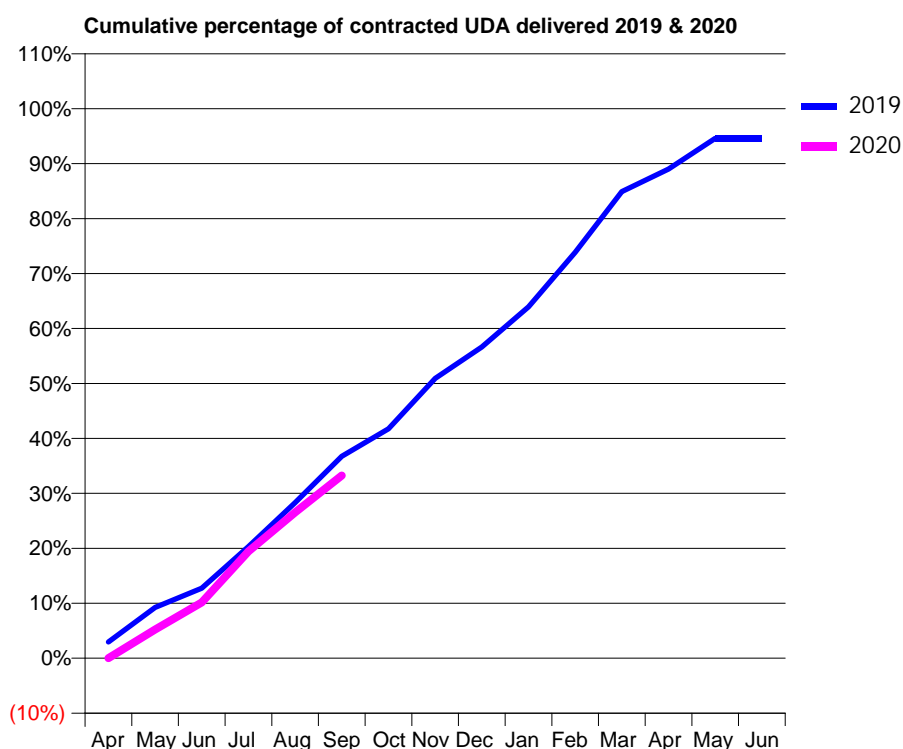
19/20 Contracted general activity (UDA)	2,700
Carry forward general activity (UDA)	0
19/20 Contracted orthodontic activity (UOA)	0
Carry forward orthodontic activity (UOA)	0
Baseline contract value	£69,382.91

ACCESS*

Patients seen in 24 months	Total	Change since previous quarter
Quarter ending September 2018	1,390	
Quarter ending December 2018	1,379	→
Quarter ending March 2019	1,380	→
Quarter ending June 2019	1,365	↓
Quarter ending September 2019	1,331	↓
Variance since September 2018	(4.2%)	↓



ACTIVITY



Month	2019	2020
April	79	0
May	250	141
June	345	274
July	549	525
August	765	716
September	993	897
October	1,127	
November	1,375	
December	1,529	
January	1,726	
February	1,995	
March	2,292	
April	2,403	
May	2,555	
June	2,555	

QUALITY

	Quantity	Base Number	Contract	AT	Region	England
% of FP17s for the same patient ID Re-attending within 3 months - Children	28	726	3.9%	9.2%	10.8%	11.5%
% of FP17s for the same patient ID Re-attending within 3 months - Adults	8	95	8.4%	14.8%	15.2%	15.4%
% of FP17s for the same patient ID Re-attending between 3 & 9 months - Children	428	726	59.0%	61.5%	62.2%	59.7%
% of FP17s for the same patient ID Re-attending between 3 & 9 months - Adults	41	95	43.2%	52.4%	52.9%	51.7%
% of FP17s for Band 1 Urgent Courses	11	632	1.7%	9.3%	9.7%	9.2%
% of FP17s Relating to Free Repair or Replacements	0	632	0.0%	0.5%	0.6%	0.7%
% of FP17s Relating to Continuations	8	632	1.3%	0.7%	0.7%	0.8%
% of Patients satisfied with the dentistry they have received	0	0	N/A	93.6%	93.6%	93.5%
% of Patients satisfied with the time they had to wait for an appointment	0	0	N/A	88.5%	86.3%	87.4%

* This is based on patients treated on this contract for their most recent course of treatment.

Figures in italics indicate the base number of FP17s or Patient Questionnaire responses are less than 100. N/A is shown where the base number of responses is less than 10 during the period. % is calculated as Quantity/Base number*100

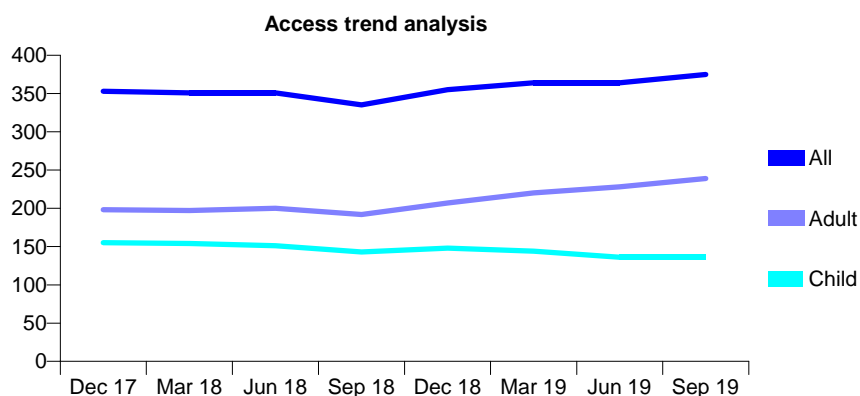
Q68 - Vital Signs At a Glance Contract Report for 634727/0001 - September 2019

Name or company name	MR RC SCOTT
Contract type name	GDS Contract
Purpose of contract	General
Contract start date	01/04/2006
Contract end date	

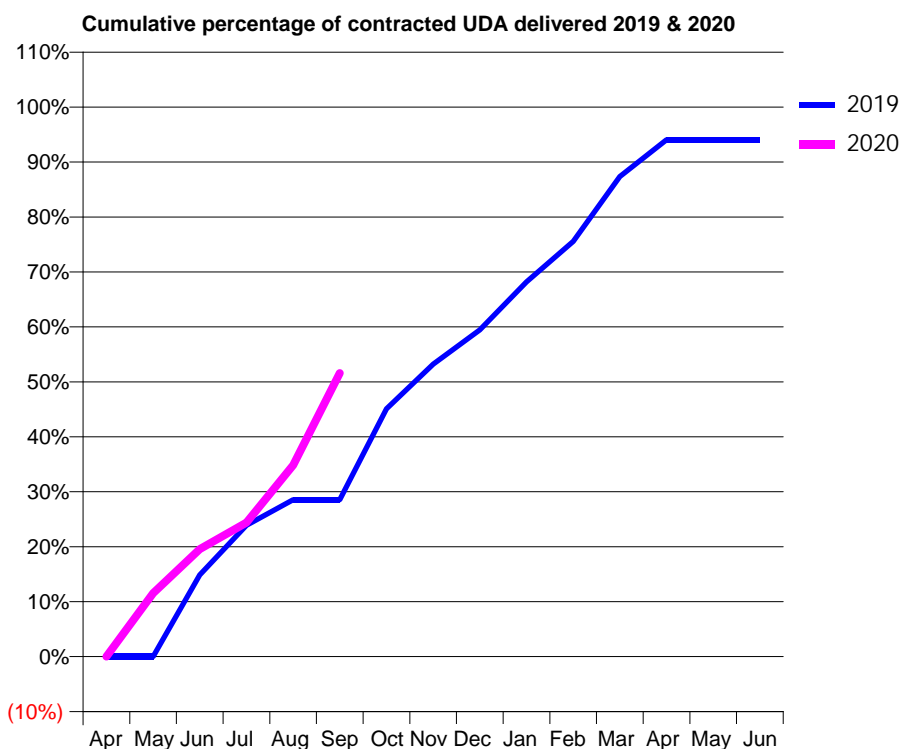
19/20 Contracted general activity (UDA)	911
Carry forward general activity (UDA)	0
19/20 Contracted orthodontic activity (UOA)	0
Carry forward orthodontic activity (UOA)	0
Baseline contract value	£22,198.40

ACCESS*

Patients seen in 24 months	Total	Change since previous quarter
Quarter ending September 2018	335	
Quarter ending December 2018	355	↑
Quarter ending March 2019	364	↑
Quarter ending June 2019	364	→
Quarter ending September 2019	375	↑
Variance since September 2018	11.9%	↑



ACTIVITY



Month	Adjusted Scheduled Activity (UDA)	
	2019	2020
April	0	0
May	0	105
June	135	178
July	218	222
August	260	317
September	260	470
October	411	
November	485	
December	542	
January	621	
February	688	
March	796	
April	857	
May	857	
June	857	

QUALITY

	Quantity	Base Number	Contract	AT	Region	England
% of FP17s for the same patient ID Re-attending within 3 months - Children	1	103	1.0%	9.2%	10.8%	11.5%
% of FP17s for the same patient ID Re-attending within 3 months - Adults	9	145	6.2%	14.8%	15.2%	15.4%
% of FP17s for the same patient ID Re-attending between 3 & 9 months - Children	61	103	59.2%	61.5%	62.2%	59.7%
% of FP17s for the same patient ID Re-attending between 3 & 9 months - Adults	65	145	44.8%	52.4%	52.9%	51.7%
% of FP17s for Band 1 Urgent Courses	9	230	3.9%	9.3%	9.7%	9.2%
% of FP17s Relating to Free Repair or Replacements	0	230	0.0%	0.5%	0.6%	0.7%
% of FP17s Relating to Continuations	3	230	1.3%	0.7%	0.7%	0.8%
% of Patients satisfied with the dentistry they have received	0	0	N/A	93.6%	93.6%	93.5%
% of Patients satisfied with the time they had to wait for an appointment	0	0	N/A	88.5%	86.3%	87.4%

* This is based on patients treated on this contract for their most recent course of treatment. Figures in italics indicate the base number of FP17s or Patient Questionnaire responses are less than 100. N/A is shown where the base number of responses is less than 10 during the period. % is calculated as Quantity/Base number*100

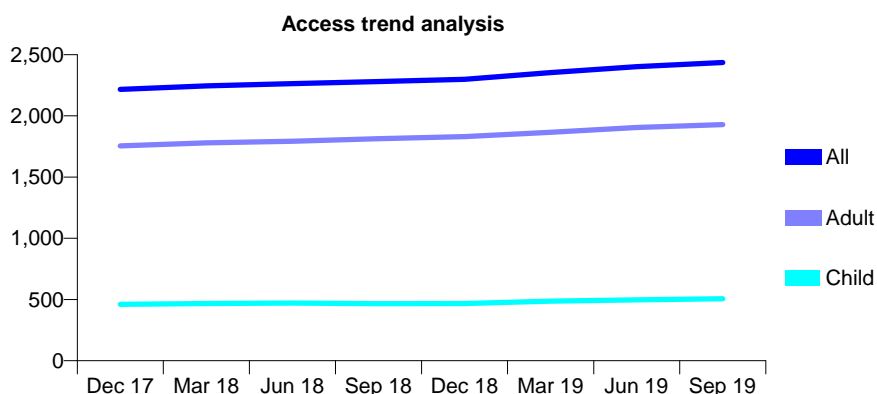
Q68 - Vital Signs At a Glance Contract Report for 635391/0001 - September 2019

Name or company name	UrszulaTokajuk
Contract type name	GDS Contract
Purpose of contract	General
Contract start date	01/04/2006
Contract end date	

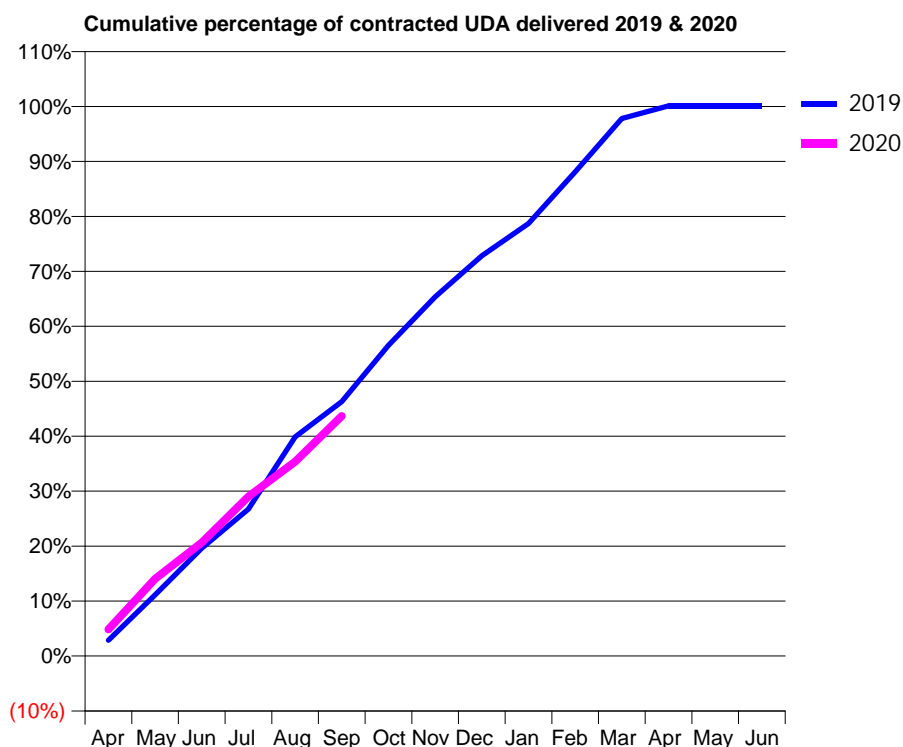
19/20 Contracted general activity (UDA)	6,185
Carry forward general activity (UDA)	0
19/20 Contracted orthodontic activity (UOA)	0
Carry forward orthodontic activity (UOA)	0
Baseline contract value	£185,573.44

ACCESS*

Patients seen in 24 months	Total	Change since previous quarter
Quarter ending September 2018	2,280	
Quarter ending December 2018	2,299	→
Quarter ending March 2019	2,353	↑
Quarter ending June 2019	2,403	↑
Quarter ending September 2019	2,436	→
Variance since September 2018	6.8%	↑



ACTIVITY



Month	Adjusted Scheduled Activity (UDA)	
	2019	2020
April	179	301
May	690	870
June	1,214	1,276
July	1,655	1,795
August	2,466	2,188
September	2,863	2,701
October	3,496	
November	4,042	
December	4,504	
January	4,868	
February	5,449	
March	6,049	
April	6,192	
May	6,192	
June	6,192	

QUALITY

	Quantity	Base Number	Contract	AT	Region	England
% of FP17s for the same patient ID Re-attending within 3 months - Children	22	379	5.8%	9.2%	10.8%	11.5%
% of FP17s for the same patient ID Re-attending within 3 months - Adults	181	1,319	13.7%	14.8%	15.2%	15.4%
% of FP17s for the same patient ID Re-attending between 3 & 9 months - Children	241	379	63.6%	61.5%	62.2%	59.7%
% of FP17s for the same patient ID Re-attending between 3 & 9 months - Adults	749	1,319	56.8%	52.4%	52.9%	51.7%
% of FP17s for Band 1 Urgent Courses	130	1,614	8.1%	9.3%	9.7%	9.2%
% of FP17s Relating to Free Repair or Replacements	13	1,614	0.8%	0.5%	0.6%	0.7%
% of FP17s Relating to Continuations	27	1,614	1.7%	0.7%	0.7%	0.8%
% of Patients satisfied with the dentistry they have received	1	1	N/A	93.6%	93.6%	93.5%
% of Patients satisfied with the time they had to wait for an appointment	1	1	N/A	88.5%	86.3%	87.4%

* This is based on patients treated on this contract for their most recent course of treatment. Figures in italics indicate the base number of FP17s or Patient Questionnaire responses are less than 100. N/A is shown where the base number of responses is less than 10 during the period. % is calculated as Quantity/Base number*100

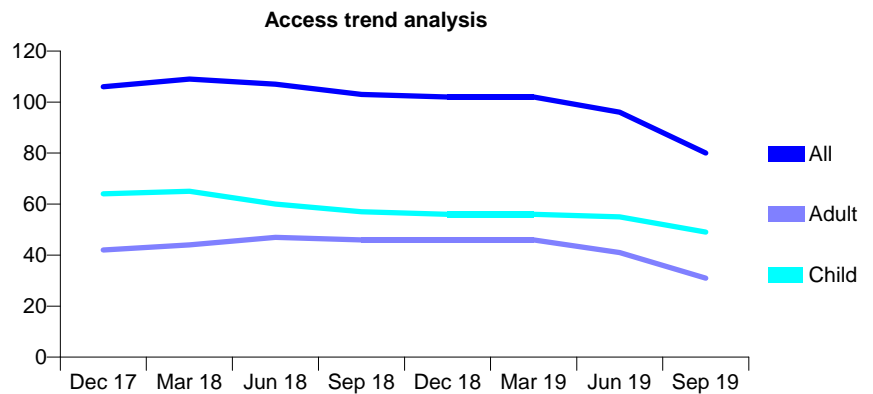
Q68 - Vital Signs At a Glance Contract Report for 638730/0001 - September 2019

Name or company name	MR DA RHODEN
Contract type name	GDS Contract
Purpose of contract	General
Contract start date	01/04/2006
Contract end date	30/09/2019

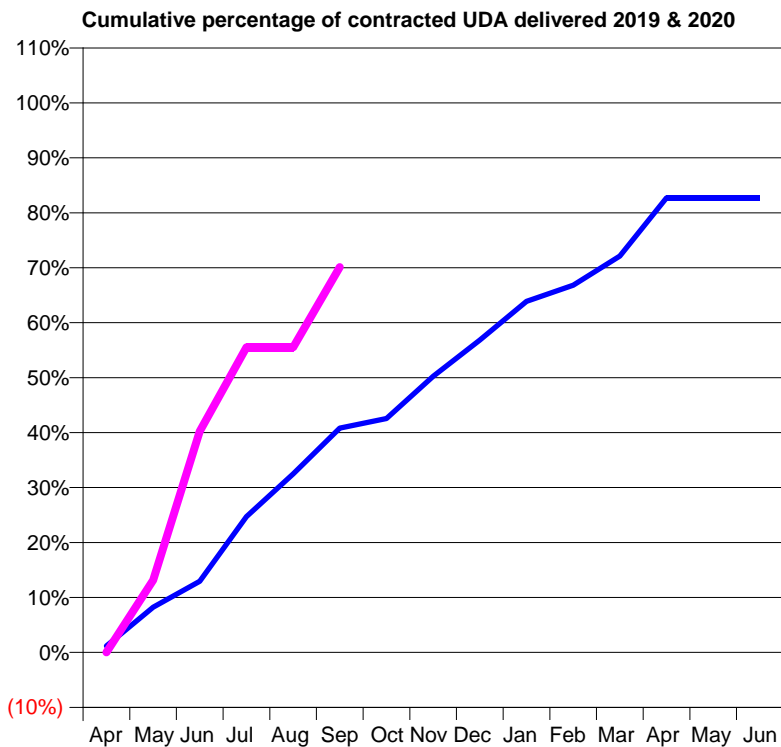
19/20 Contracted general activity (UDA)	85
Carry forward general activity (UDA)	0
19/20 Contracted orthodontic activity (UOA)	0
Carry forward orthodontic activity (UOA)	0
Baseline contract value	£1,998.60

ACCESS*

Patients seen in 24 months	Total	Change since previous quarter
Quarter ending September 2018	103	
Quarter ending December 2018	102	→
Quarter ending March 2019	102	→
Quarter ending June 2019	96	↓
Quarter ending September 2019	80	↓
Variance since September 2018	(22.3%)	↓



ACTIVITY



Month	Adjusted Scheduled Activity (UDA)	
	2019	2020
April	2	0
May	14	11
June	22	34
July	42	47
August	55	47
September	69	60
October	72	
November	85	
December	97	
January	109	
February	114	
March	123	
April	141	
May	141	
June	141	

QUALITY

	Quantity	Base Number	Contract	AT	Region	England
% of FP17s for the same patient ID Re-attending within 3 months - Children	2	41	4.9%	9.2%	10.8%	11.5%
% of FP17s for the same patient ID Re-attending within 3 months - Adults	1	19	5.3%	14.8%	15.2%	15.4%
% of FP17s for the same patient ID Re-attending between 3 & 9 months - Children	16	41	39.0%	61.5%	62.2%	59.7%
% of FP17s for the same patient ID Re-attending between 3 & 9 months - Adults	3	19	15.8%	52.4%	52.9%	51.7%
% of FP17s for Band 1 Urgent Courses	3	43	7.0%	9.3%	9.7%	9.2%
% of FP17s Relating to Free Repair or Replacements	0	43	0.0%	0.5%	0.6%	0.7%
% of FP17s Relating to Continuations	0	43	0.0%	0.7%	0.7%	0.8%
% of Patients satisfied with the dentistry they have received	0	0	N/A	93.6%	93.6%	93.5%
% of Patients satisfied with the time they had to wait for an appointment	0	0	N/A	88.5%	86.3%	87.4%

* This is based on patients treated on this contract for their most recent course of treatment. Figures in italics indicate the base number of FP17s or Patient Questionnaire responses are less than 100. N/A is shown where the base number of responses is less than 10 during the period. % is calculated as Quantity/Base number*100

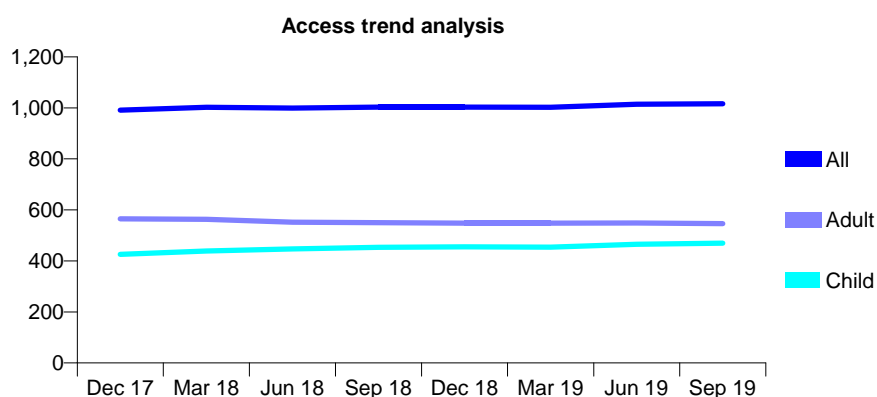
Q68 - Vital Signs At a Glance Contract Report for 643440/0001 - September 2019

Name or company name	MR KA GOWER
Contract type name	GDS Contract
Purpose of contract	General
Contract start date	01/04/2006
Contract end date	

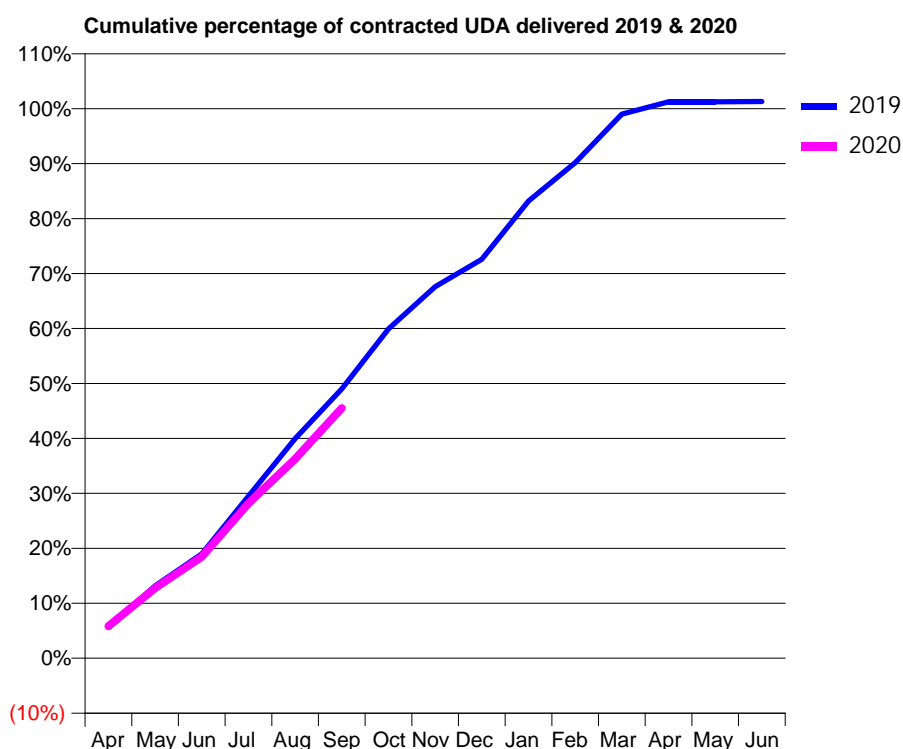
19/20 Contracted general activity (UDA)	2,240
Carry forward general activity (UDA)	0
19/20 Contracted orthodontic activity (UOA)	0
Carry forward orthodontic activity (UOA)	0
Baseline contract value	£51,531.79

ACCESS*

Patients seen in 24 months	Total	Change since previous quarter
Quarter ending September 2018	1,003	
Quarter ending December 2018	1,003	→
Quarter ending March 2019	1,002	→
Quarter ending June 2019	1,014	→
Quarter ending September 2019	1,016	→
Variance since September 2018	1.3%	→



ACTIVITY



Adjusted Scheduled Activity (UDA)		
Month	2019	2020
April	125	131
May	296	286
June	425	413
July	661	632
August	896	812
September	1,098	1,020
October	1,342	
November	1,515	
December	1,626	
January	1,863	
February	2,019	
March	2,217	
April	2,268	
May	2,268	
June	2,269	

QUALITY

	Quantity	Base Number	Contract	AT	Region	England
% of FP17s for the same patient ID Re-attending within 3 months - Children	27	377	7.2%	9.2%	10.8%	11.5%
% of FP17s for the same patient ID Re-attending within 3 months - Adults	57	386	14.8%	14.8%	15.2%	15.4%
% of FP17s for the same patient ID Re-attending between 3 & 9 months - Children	248	377	65.8%	61.5%	62.2%	59.7%
% of FP17s for the same patient ID Re-attending between 3 & 9 months - Adults	214	386	55.4%	52.4%	52.9%	51.7%
% of FP17s for Band 1 Urgent Courses	48	722	6.6%	9.3%	9.7%	9.2%
% of FP17s Relating to Free Repair or Replacements	0	722	0.0%	0.5%	0.6%	0.7%
% of FP17s Relating to Continuations	0	722	0.0%	0.7%	0.7%	0.8%
% of Patients satisfied with the dentistry they have received	1	1	N/A	93.6%	93.6%	93.5%
% of Patients satisfied with the time they had to wait for an appointment	1	1	N/A	88.5%	86.3%	87.4%

* This is based on patients treated on this contract for their most recent course of treatment.

Figures in italics indicate the base number of FP17s or Patient Questionnaire responses are less than 100. N/A is shown where the base number of responses is less than 10 during the period. % is calculated as Quantity/Base number*100

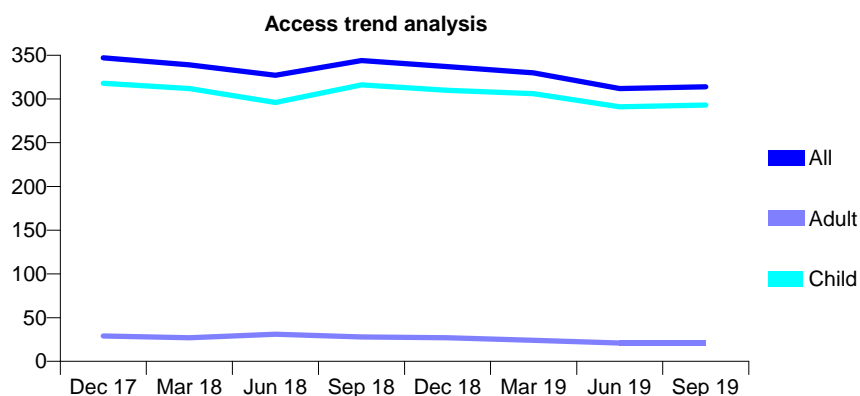
Q68 - Vital Signs At a Glance Contract Report for 644951/0001 - September 2019

Name or company name	Lorna Doone Dental Surgery Partnership
Contract type name	GDS Contract
Purpose of contract	General
Contract start date	01/04/2006
Contract end date	

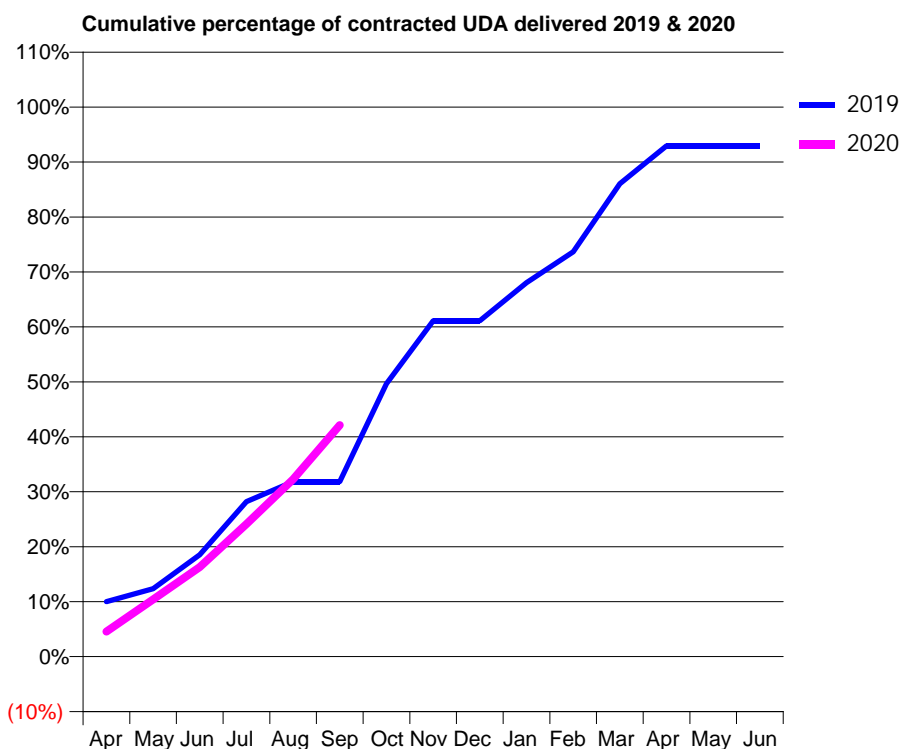
19/20 Contracted general activity (UDA)	700
Carry forward general activity (UDA)	0
19/20 Contracted orthodontic activity (UOA)	0
Carry forward orthodontic activity (UOA)	0
Baseline contract value	£16,103.69

ACCESS*

Patients seen in 24 months	Total	Change since previous quarter
Quarter ending September 2018	344	
Quarter ending December 2018	337	↓
Quarter ending March 2019	330	↓
Quarter ending June 2019	312	↓
Quarter ending September 2019	314	→
Variance since September 2018	(8.7%)	↓



ACTIVITY



Month	Adjusted Scheduled Activity (UDA)	
	2019	2020
April	55	32
May	68	73
June	102	114
July	155	169
August	175	226
September	175	295
October	273	
November	336	
December	336	
January	374	
February	405	
March	473	
April	511	
May	511	
June	511	

QUALITY

	Quantity	Base Number	Contract	AT	Region	England
% of FP17s for the same patient ID Re-attending within 3 months - Children	7	235	3.0%	9.2%	10.8%	11.5%
% of FP17s for the same patient ID Re-attending within 3 months - Adults	0	0	N/A	14.8%	15.2%	15.4%
% of FP17s for the same patient ID Re-attending between 3 & 9 months - Children	126	235	53.6%	61.5%	62.2%	59.7%
% of FP17s for the same patient ID Re-attending between 3 & 9 months - Adults	0	0	N/A	52.4%	52.9%	51.7%
% of FP17s for Band 1 Urgent Courses	0	209	0.0%	9.3%	9.7%	9.2%
% of FP17s Relating to Free Repair or Replacements	0	209	0.0%	0.5%	0.6%	0.7%
% of FP17s Relating to Continuations	0	209	0.0%	0.7%	0.7%	0.8%
% of Patients satisfied with the dentistry they have received	0	0	N/A	93.6%	93.6%	93.5%
% of Patients satisfied with the time they had to wait for an appointment	0	0	N/A	88.5%	86.3%	87.4%

* This is based on patients treated on this contract for their most recent course of treatment. Figures in italics indicate the base number of FP17s or Patient Questionnaire responses are less than 100. N/A is shown where the base number of responses is less than 10 during the period. % is calculated as Quantity/Base number*100

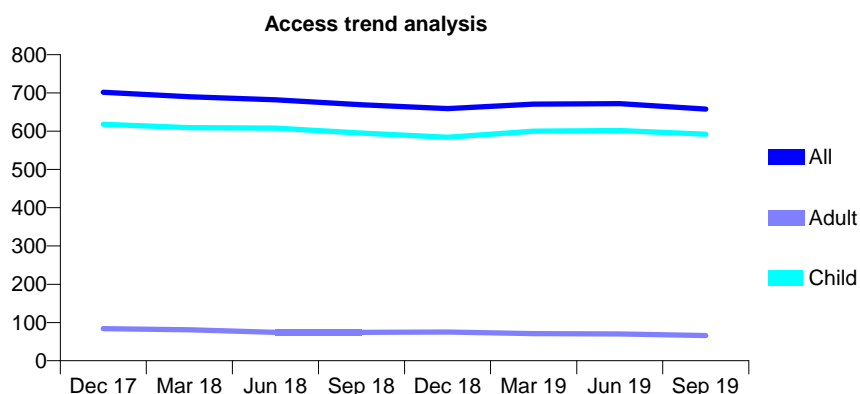
Q68 - Vital Signs At a Glance Contract Report for 649473/0001 - September 2019

Name or company name	MR AB DAVIDSON
Contract type name	GDS Contract
Purpose of contract	General
Contract start date	01/04/2006
Contract end date	

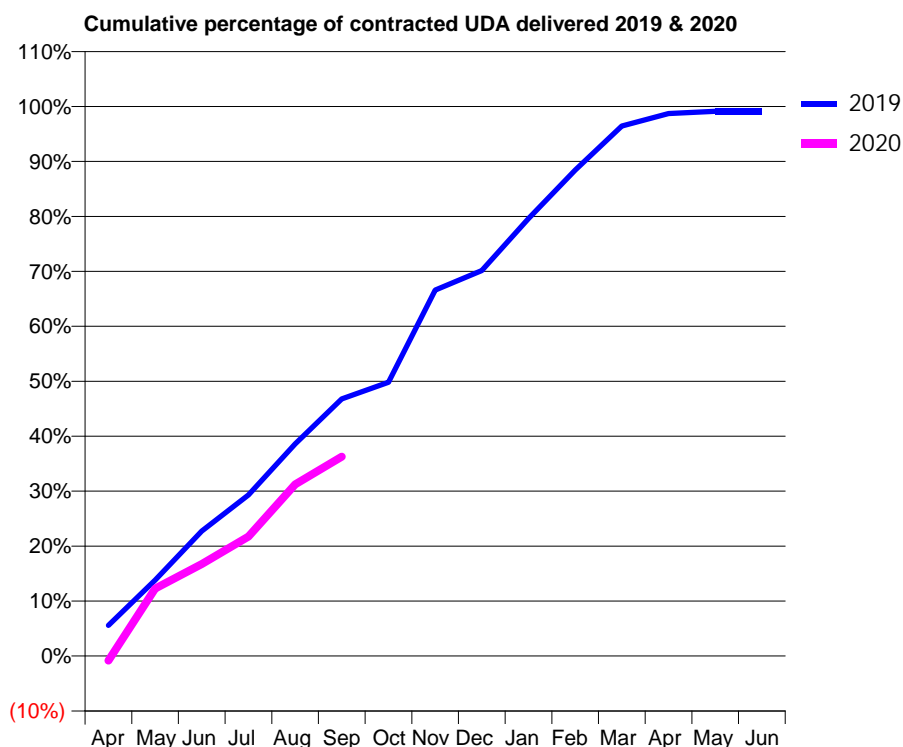
19/20 Contracted general activity (UDA)	1,200
Carry forward general activity (UDA)	10
19/20 Contracted orthodontic activity (UOA)	0
Carry forward orthodontic activity (UOA)	0
Baseline contract value	£31,242.33

ACCESS*

Patients seen in 24 months	Total	Change since previous quarter
Quarter ending September 2018	669	
Quarter ending December 2018	659	↓
Quarter ending March 2019	671	→
Quarter ending June 2019	672	→
Quarter ending September 2019	658	↓
Variance since September 2018	(1.6%)	↓



ACTIVITY



Month	Adjusted Scheduled Activity (UDA)	
	2019	2020
April	67	-10
May	166	148
June	273	201
July	352	261
August	463	375
September	562	435
October	598	
November	799	
December	842	
January	955	
February	1,061	
March	1,157	
April	1,184	
May	1,189	
June	1,189	

QUALITY

	Quantity	Base Number	Contract	AT	Region	England
% of FP17s for the same patient ID Re-attending within 3 months - Children	9	367	2.5%	9.2%	10.8%	11.5%
% of FP17s for the same patient ID Re-attending within 3 months - Adults	0	1	0.0%	14.8%	15.2%	15.4%
% of FP17s for the same patient ID Re-attending between 3 & 9 months - Children	224	367	61.0%	61.5%	62.2%	59.7%
% of FP17s for the same patient ID Re-attending between 3 & 9 months - Adults	1	1	100.0%	52.4%	52.9%	51.7%
% of FP17s for Band 1 Urgent Courses	6	336	1.8%	9.3%	9.7%	9.2%
% of FP17s Relating to Free Repair or Replacements	0	336	0.0%	0.5%	0.6%	0.7%
% of FP17s Relating to Continuations	0	336	0.0%	0.7%	0.7%	0.8%
% of Patients satisfied with the dentistry they have received	0	0	N/A	93.6%	93.6%	93.5%
% of Patients satisfied with the time they had to wait for an appointment	0	0	N/A	88.5%	86.3%	87.4%

* This is based on patients treated on this contract for their most recent course of treatment. Figures in italics indicate the base number of FP17s or Patient Questionnaire responses are less than 100. N/A is shown where the base number of responses is less than 10 during the period. % is calculated as Quantity/Base number*100

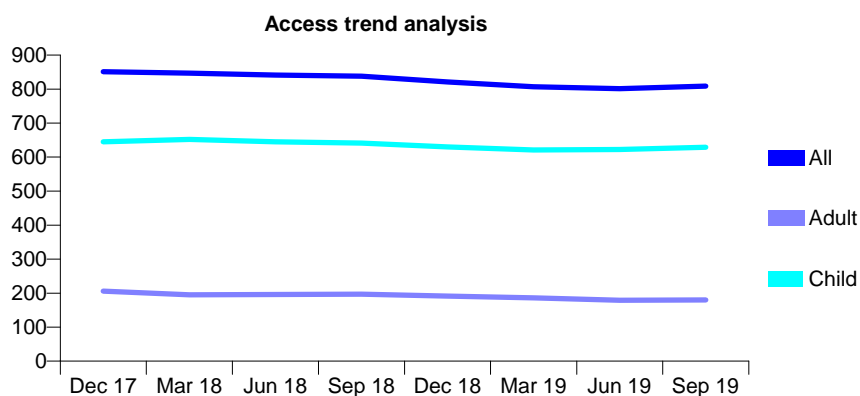
Q68 - Vital Signs At a Glance Contract Report for 649848/0001 - September 2019

Name or company name	Strand Dental
Contract type name	GDS Contract
Purpose of contract	General
Contract start date	01/04/2006
Contract end date	

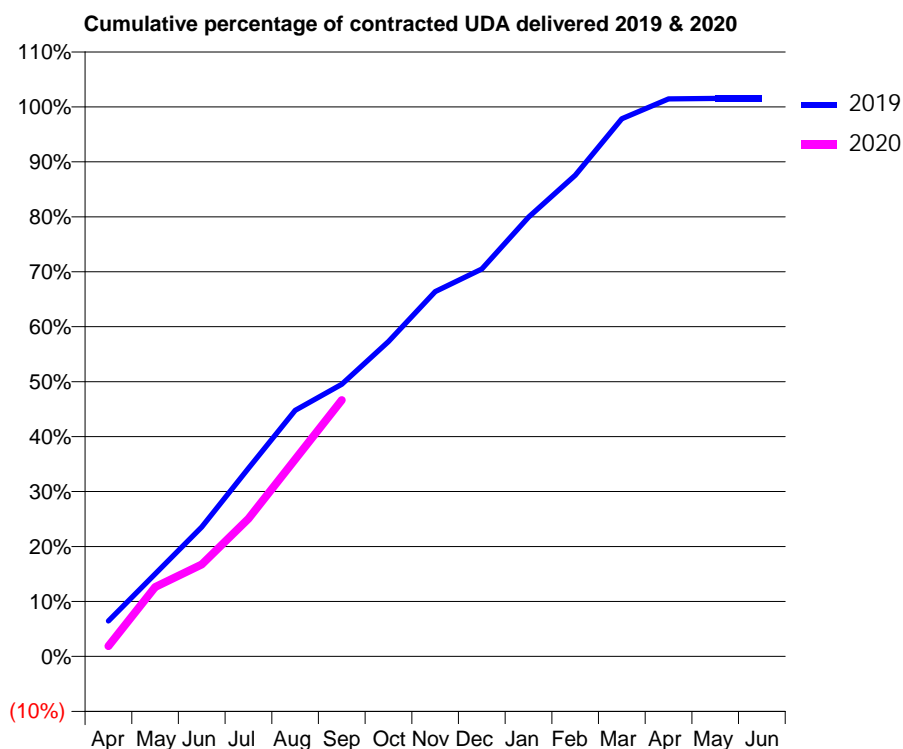
19/20 Contracted general activity (UDA)	1,443
Carry forward general activity (UDA)	0
19/20 Contracted orthodontic activity (UOA)	0
Carry forward orthodontic activity (UOA)	0
Baseline contract value	£36,213.14

ACCESS*

Patients seen in 24 months	Total	Change since previous quarter
Quarter ending September 2018	838	
Quarter ending December 2018	821	↓
Quarter ending March 2019	807	↓
Quarter ending June 2019	801	→
Quarter ending September 2019	809	→
Variance since September 2018	(3.5%)	↓



ACTIVITY



Month	2019	2020
April	93	27
May	217	182
June	340	241
July	494	362
August	646	518
September	714	673
October	827	
November	958	
December	1,017	
January	1,153	
February	1,263	
March	1,412	
April	1,464	
May	1,465	
June	1,465	

QUALITY

	Quantity	Base Number	Contract	AT	Region	England
% of FP17s for the same patient ID Re-attending within 3 months - Children	18	527	3.4%	9.2%	10.8%	11.5%
% of FP17s for the same patient ID Re-attending within 3 months - Adults	1	56	1.8%	14.8%	15.2%	15.4%
% of FP17s for the same patient ID Re-attending between 3 & 9 months - Children	378	527	71.7%	61.5%	62.2%	59.7%
% of FP17s for the same patient ID Re-attending between 3 & 9 months - Adults	37	56	66.1%	52.4%	52.9%	51.7%
% of FP17s for Band 1 Urgent Courses	5	525	1.0%	9.3%	9.7%	9.2%
% of FP17s Relating to Free Repair or Replacements	0	525	0.0%	0.5%	0.6%	0.7%
% of FP17s Relating to Continuations	0	525	0.0%	0.7%	0.7%	0.8%
% of Patients satisfied with the dentistry they have received	0	0	N/A	93.6%	93.6%	93.5%
% of Patients satisfied with the time they had to wait for an appointment	0	0	N/A	88.5%	86.3%	87.4%

* This is based on patients treated on this contract for their most recent course of treatment. Figures in italics indicate the base number of FP17s or Patient Questionnaire responses are less than 100. N/A is shown where the base number of responses is less than 10 during the period. % is calculated as Quantity/Base number*100

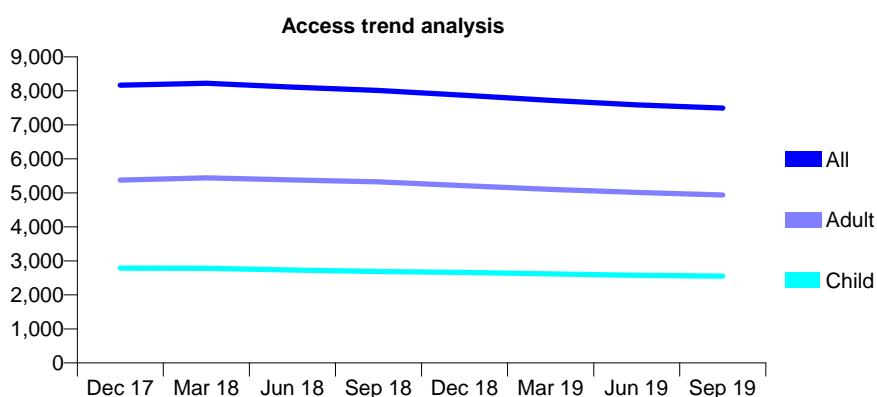
Q68 - Vital Signs At a Glance Contract Report for 653381/0001 - September 2019

Name or company name	MR SG QUELCH
Contract type name	GDS Contract
Purpose of contract	General
Contract start date	01/04/2006
Contract end date	

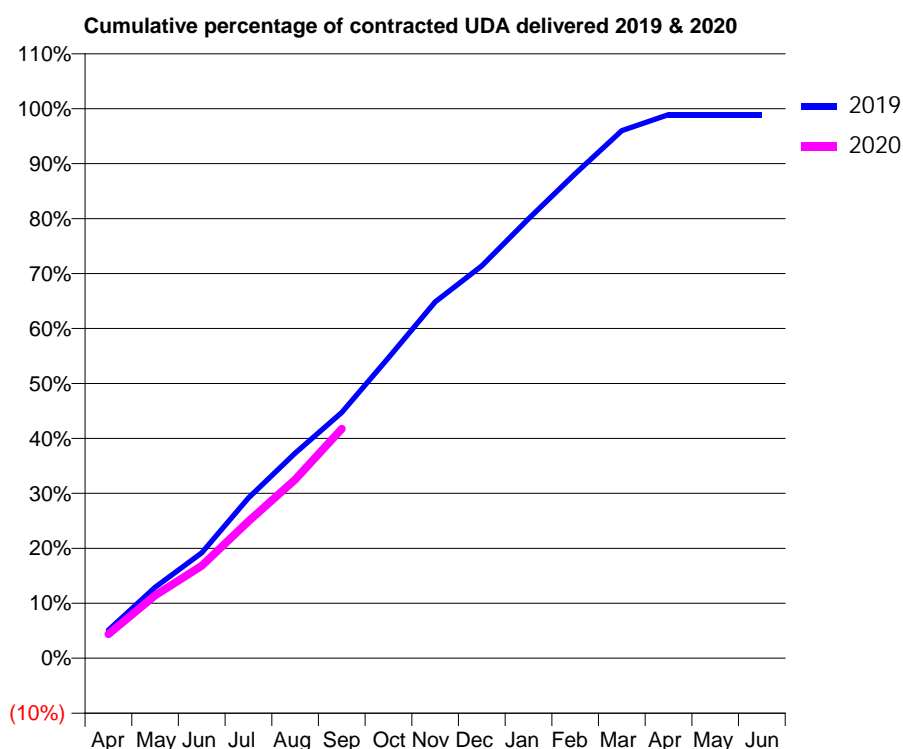
19/20 Contracted general activity (UDA)	17,527
Carry forward general activity (UDA)	189
19/20 Contracted orthodontic activity (UOA)	0
Carry forward orthodontic activity (UOA)	0
Baseline contract value	£583,224.38

ACCESS*

Patients seen in 24 months	Total	Change since previous quarter
Quarter ending September 2018	8,014	
Quarter ending December 2018	7,872	↓
Quarter ending March 2019	7,721	↓
Quarter ending June 2019	7,592	↓
Quarter ending September 2019	7,492	↓
Variance since September 2018	(6.5%)	↓



ACTIVITY



Month	2019	2020
April	896	769
May	2,266	2,004
June	3,363	2,948
July	5,115	4,365
August	6,541	5,702
September	7,835	7,319
October	9,586	
November	11,365	
December	12,516	
January	14,013	
February	15,454	
March	16,824	
April	17,336	
May	17,336	
June	17,338	

QUALITY

	Quantity	Base Number	Contract	AT	Region	England
% of FP17s for the same patient ID Re-attending within 3 months - Children	195	2,275	8.6%	9.2%	10.8%	11.5%
% of FP17s for the same patient ID Re-attending within 3 months - Adults	354	3,328	10.6%	14.8%	15.2%	15.4%
% of FP17s for the same patient ID Re-attending between 3 & 9 months - Children	1,645	2,275	72.3%	61.5%	62.2%	59.7%
% of FP17s for the same patient ID Re-attending between 3 & 9 months - Adults	1,931	3,328	58.0%	52.4%	52.9%	51.7%
% of FP17s for Band 1 Urgent Courses	364	5,251	6.9%	9.3%	9.7%	9.2%
% of FP17s Relating to Free Repair or Replacements	25	5,251	0.5%	0.5%	0.6%	0.7%
% of FP17s Relating to Continuations	4	5,251	0.1%	0.7%	0.7%	0.8%
% of Patients satisfied with the dentistry they have received	3	3	N/A	93.6%	93.6%	93.5%
% of Patients satisfied with the time they had to wait for an appointment	3	3	N/A	88.5%	86.3%	87.4%

* This is based on patients treated on this contract for their most recent course of treatment. Figures in italics indicate the base number of FP17s or Patient Questionnaire responses are less than 100. N/A is shown where the base number of responses is less than 10 during the period. % is calculated as Quantity/Base number*100

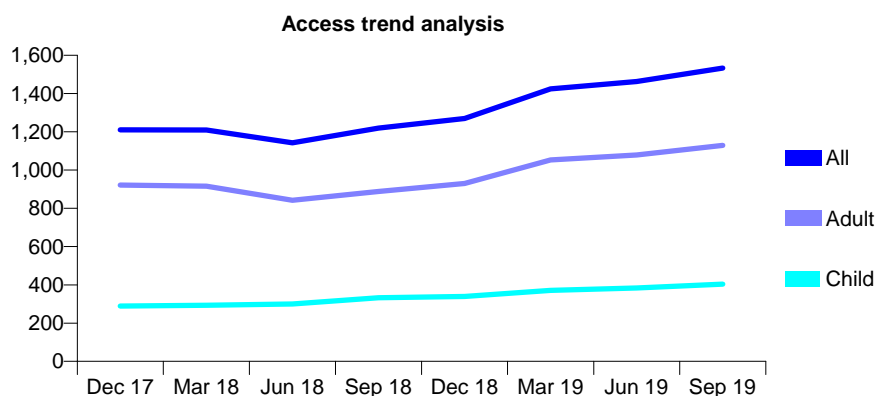
Q68 - Vital Signs At a Glance Contract Report for 657182/0001 - September 2019

Name or company name	Marine Parade Dental Practice
Contract type name	GDS Contract
Purpose of contract	General
Contract start date	01/04/2006
Contract end date	

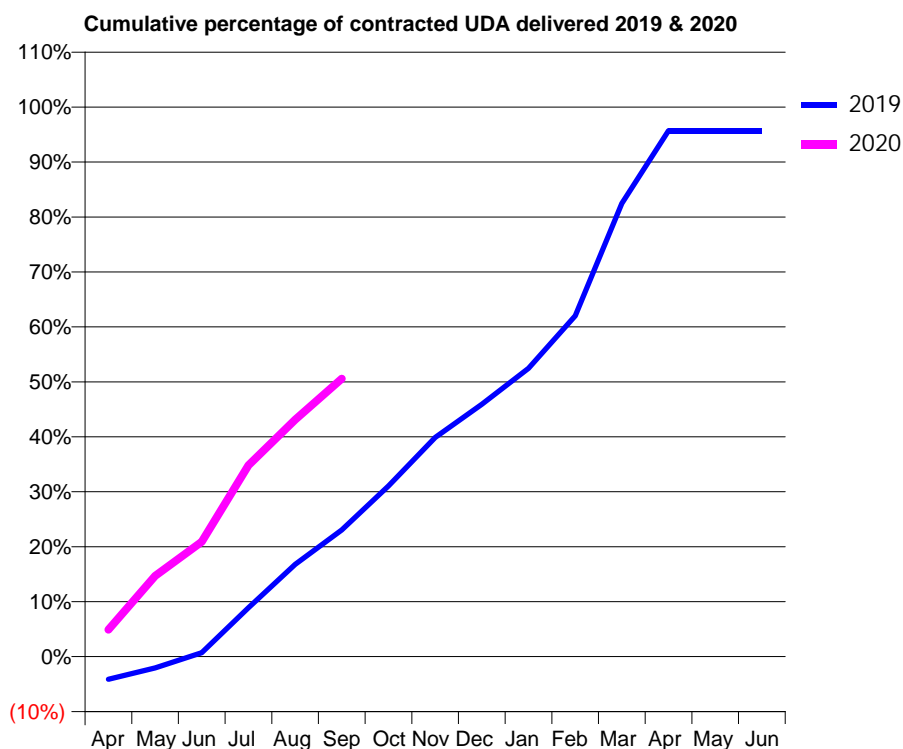
19/20 Contracted general activity (UDA)	4,000
Carry forward general activity (UDA)	0
19/20 Contracted orthodontic activity (UOA)	0
Carry forward orthodontic activity (UOA)	0
Baseline contract value	£117,497.12

ACCESS*

Patients seen in 24 months	Total	Change since previous quarter
Quarter ending September 2018	1,220	
Quarter ending December 2018	1,269	↑
Quarter ending March 2019	1,424	↑
Quarter ending June 2019	1,463	↑
Quarter ending September 2019	1,533	↑
Variance since September 2018	25.7%	↑



ACTIVITY



Month	Adjusted Scheduled Activity (UDA)	
	2019	2020
April	-165	196
May	-83	587
June	28	836
July	355	1,392
August	671	1,725
September	921	2,023
October	1,242	
November	1,595	
December	1,837	
January	2,098	
February	2,480	
March	3,299	
April	3,828	
May	3,828	
June	3,828	

QUALITY

	Quantity	Base Number	Contract	AT	Region	England
% of FP17s for the same patient ID Re-attending within 3 months - Children	14	265	5.3%	9.2%	10.8%	11.5%
% of FP17s for the same patient ID Re-attending within 3 months - Adults	89	684	13.0%	14.8%	15.2%	15.4%
% of FP17s for the same patient ID Re-attending between 3 & 9 months - Children	111	265	41.9%	61.5%	62.2%	59.7%
% of FP17s for the same patient ID Re-attending between 3 & 9 months - Adults	237	684	34.6%	52.4%	52.9%	51.7%
% of FP17s for Band 1 Urgent Courses	83	849	9.8%	9.3%	9.7%	9.2%
% of FP17s Relating to Free Repair or Replacements	0	849	0.0%	0.5%	0.6%	0.7%
% of FP17s Relating to Continuations	5	849	0.6%	0.7%	0.7%	0.8%
% of Patients satisfied with the dentistry they have received	0	0	N/A	93.6%	93.6%	93.5%
% of Patients satisfied with the time they had to wait for an appointment	0	0	N/A	88.5%	86.3%	87.4%

* This is based on patients treated on this contract for their most recent course of treatment. Figures in italics indicate the base number of FP17s or Patient Questionnaire responses are less than 100. N/A is shown where the base number of responses is less than 10 during the period. % is calculated as Quantity/Base number*100

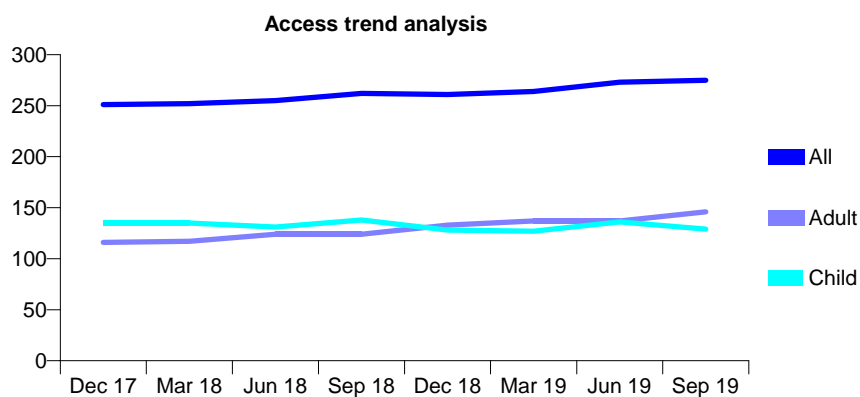
Q68 - Vital Signs At a Glance Contract Report for 657867/0002 - September 2019

Name or company name	MR L VAN ROOY
Contract type name	GDS Contract
Purpose of contract	General
Contract start date	01/07/2006
Contract end date	

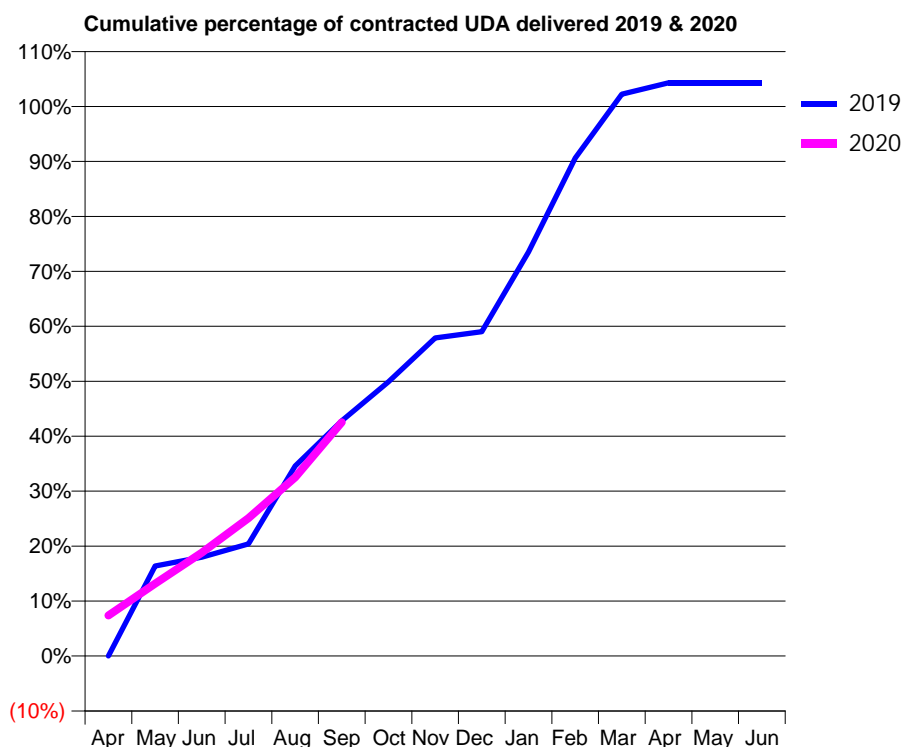
19/20 Contracted general activity (UDA)	1,000
Carry forward general activity (UDA)	0
19/20 Contracted orthodontic activity (UOA)	0
Carry forward orthodontic activity (UOA)	0
Baseline contract value	£29,728.85

ACCESS*

Patients seen in 24 months	Total	Change since previous quarter
Quarter ending September 2018	262	
Quarter ending December 2018	261	→
Quarter ending March 2019	264	→
Quarter ending June 2019	273	↑
Quarter ending September 2019	275	→
Variance since September 2018	5.0%	↑



ACTIVITY



Month	Adjusted Scheduled Activity (UDA)	
	2019	2020
April	0	74
May	164	132
June	180	188
July	204	251
August	346	325
September	428	425
October	499	
November	579	
December	590	
January	735	
February	906	
March	1,022	
April	1,043	
May	1,043	
June	1,043	

QUALITY

	Quantity	Base Number	Contract	AT	Region	England
% of FP17s for the same patient ID Re-attending within 3 months - Children	3	94	3.2%	9.2%	10.8%	11.5%
% of FP17s for the same patient ID Re-attending within 3 months - Adults	5	49	10.2%	14.8%	15.2%	15.4%
% of FP17s for the same patient ID Re-attending between 3 & 9 months - Children	46	94	48.9%	61.5%	62.2%	59.7%
% of FP17s for the same patient ID Re-attending between 3 & 9 months - Adults	15	49	30.6%	52.4%	52.9%	51.7%
% of FP17s for Band 1 Urgent Courses	1	134	0.7%	9.3%	9.7%	9.2%
% of FP17s Relating to Free Repair or Replacements	0	134	0.0%	0.5%	0.6%	0.7%
% of FP17s Relating to Continuations	0	134	0.0%	0.7%	0.7%	0.8%
% of Patients satisfied with the dentistry they have received	0	0	N/A	93.6%	93.6%	93.5%
% of Patients satisfied with the time they had to wait for an appointment	0	0	N/A	88.5%	86.3%	87.4%

* This is based on patients treated on this contract for their most recent course of treatment. Figures in italics indicate the base number of FP17s or Patient Questionnaire responses are less than 100. N/A is shown where the base number of responses is less than 10 during the period. % is calculated as Quantity/Base number*100

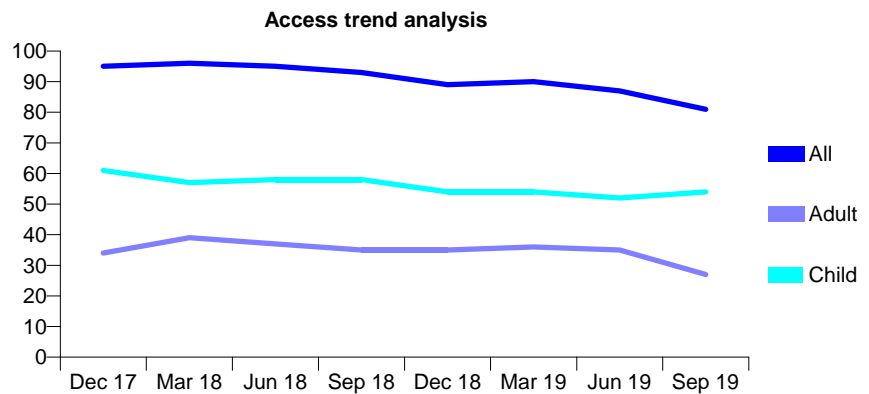
Q68 - Vital Signs At a Glance Contract Report for 661015/0001 - September 2019

Name or company name	MR S MAGNANI
Contract type name	GDS Contract
Purpose of contract	General
Contract start date	01/04/2007
Contract end date	

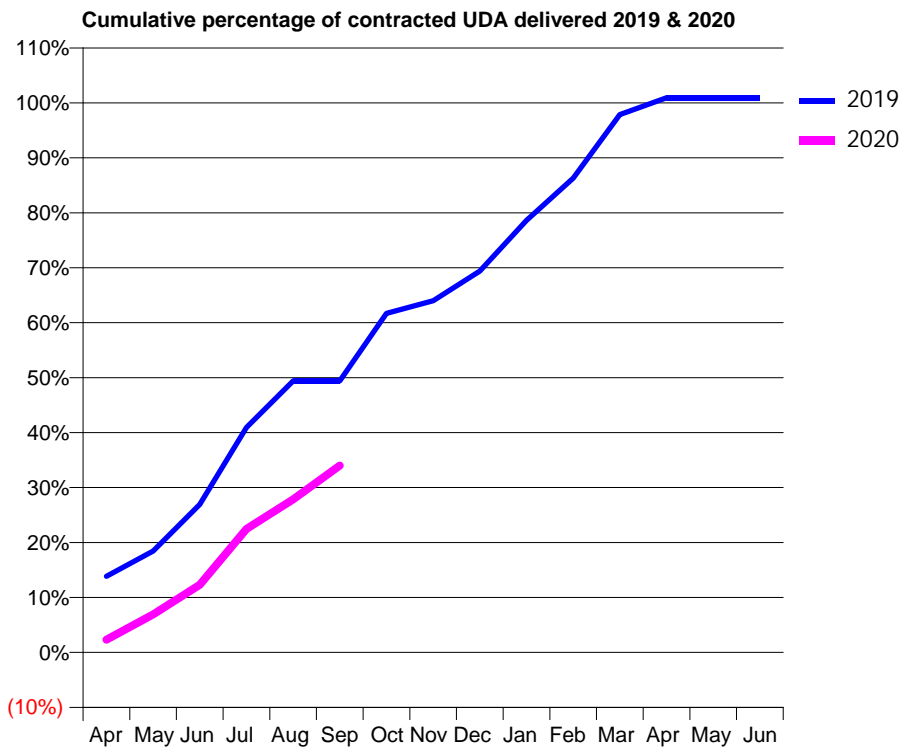
19/20 Contracted general activity (UDA)	130
Carry forward general activity (UDA)	0
19/20 Contracted orthodontic activity (UOA)	0
Carry forward orthodontic activity (UOA)	0
Baseline contract value	£3,664.80

ACCESS*

Patients seen in 24 months	Total	Change since previous quarter
Quarter ending September 2018	93	
Quarter ending December 2018	89	↓
Quarter ending March 2019	90	→
Quarter ending June 2019	87	↓
Quarter ending September 2019	81	↓
Variance since September 2018	(12.9%)	↓



ACTIVITY



Month	Adjusted Scheduled Activity (UDA)	
	2019	2020
April	18	3
May	24	9
June	35	16
July	53	29
August	64	36
September	64	44
October	80	
November	83	
December	90	
January	102	
February	112	
March	127	
April	131	
May	131	
June	131	

QUALITY

	Quantity	Base Number	Contract	AT	Region	England
% of FP17s for the same patient ID Re-attending within 3 months - Children	0	31	0.0%	9.2%	10.8%	11.5%
% of FP17s for the same patient ID Re-attending within 3 months - Adults	0	7	0.0%	14.8%	15.2%	15.4%
% of FP17s for the same patient ID Re-attending between 3 & 9 months - Children	20	31	64.5%	61.5%	62.2%	59.7%
% of FP17s for the same patient ID Re-attending between 3 & 9 months - Adults	3	7	42.9%	52.4%	52.9%	51.7%
% of FP17s for Band 1 Urgent Courses	1	36	2.8%	9.3%	9.7%	9.2%
% of FP17s Relating to Free Repair or Replacements	0	36	0.0%	0.5%	0.6%	0.7%
% of FP17s Relating to Continuations	0	36	0.0%	0.7%	0.7%	0.8%
% of Patients satisfied with the dentistry they have received	0	0	N/A	93.6%	93.6%	93.5%
% of Patients satisfied with the time they had to wait for an appointment	0	0	N/A	88.5%	86.3%	87.4%

* This is based on patients treated on this contract for their most recent course of treatment. Figures in italics indicate the base number of FP17s or Patient Questionnaire responses are less than 100. N/A is shown where the base number of responses is less than 10 during the period. % is calculated as Quantity/Base number*100

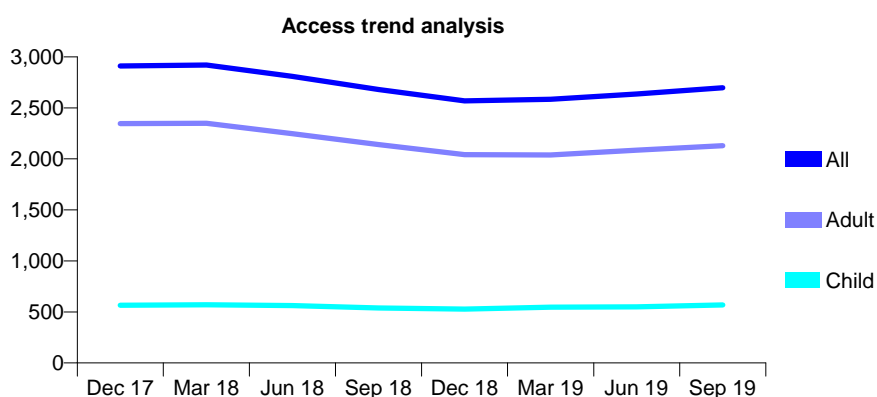
Q68 - Vital Signs At a Glance Contract Report for 673285/0001 - September 2019

Name or company name	MISS D SHAH
Contract type name	GDS Contract
Purpose of contract	General
Contract start date	01/04/2006
Contract end date	

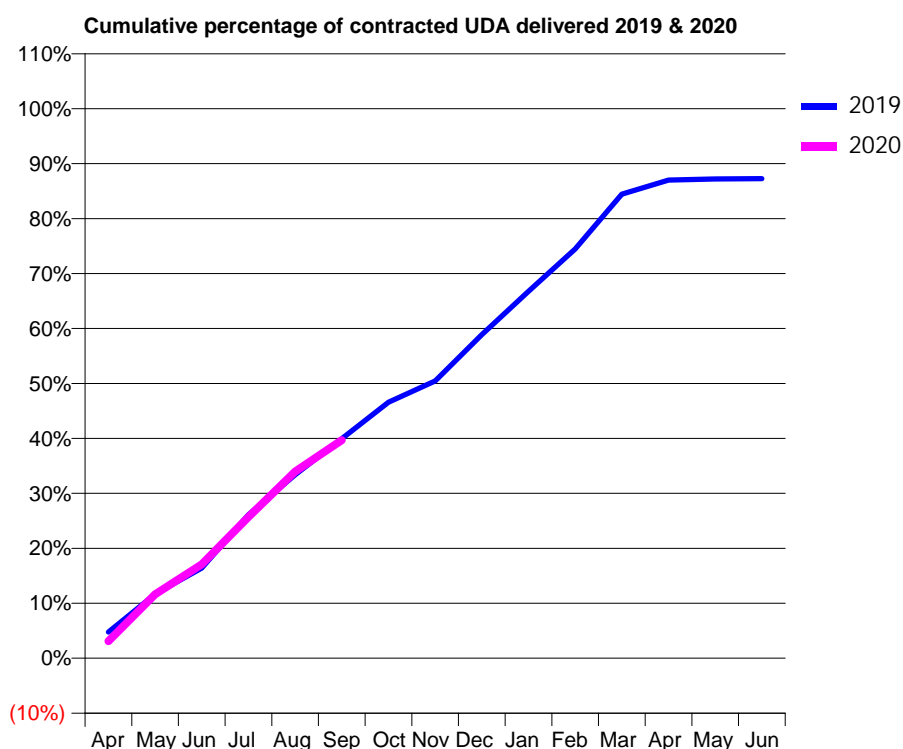
19/20 Contracted general activity (UDA)	10,380
Carry forward general activity (UDA)	0
19/20 Contracted orthodontic activity (UOA)	0
Carry forward orthodontic activity (UOA)	0
Baseline contract value	£268,930.17

ACCESS*

Patients seen in 24 months	Total	Change since previous quarter
Quarter ending September 2018	2,680	
Quarter ending December 2018	2,568	↓
Quarter ending March 2019	2,585	→
Quarter ending June 2019	2,636	→
Quarter ending September 2019	2,698	↑
Variance since September 2018	0.7%	→



ACTIVITY



Adjusted Scheduled Activity (UDA)		
Month	2019	2020
April	495	320
May	1,209	1,208
June	1,703	1,774
July	2,713	2,669
August	3,466	3,527
September	4,146	4,120
October	4,834	
November	5,238	
December	6,109	
January	6,931	
February	7,732	
March	8,765	
April	9,032	
May	9,051	
June	9,058	

QUALITY

	Quantity	Base Number	Contract	AT	Region	England
% of FP17s for the same patient ID Re-attending within 3 months - Children	31	418	7.4%	9.2%	10.8%	11.5%
% of FP17s for the same patient ID Re-attending within 3 months - Adults	243	1,722	14.1%	14.8%	15.2%	15.4%
% of FP17s for the same patient ID Re-attending between 3 & 9 months - Children	258	418	61.7%	61.5%	62.2%	59.7%
% of FP17s for the same patient ID Re-attending between 3 & 9 months - Adults	995	1,722	57.8%	52.4%	52.9%	51.7%
% of FP17s for Band 1 Urgent Courses	134	1,921	7.0%	9.3%	9.7%	9.2%
% of FP17s Relating to Free Repair or Replacements	13	1,921	0.7%	0.5%	0.6%	0.7%
% of FP17s Relating to Continuations	17	1,921	0.9%	0.7%	0.7%	0.8%
% of Patients satisfied with the dentistry they have received	1	1	N/A	93.6%	93.6%	93.5%
% of Patients satisfied with the time they had to wait for an appointment	1	1	N/A	88.5%	86.3%	87.4%

* This is based on patients treated on this contract for their most recent course of treatment. Figures in italics indicate the base number of FP17s or Patient Questionnaire responses are less than 100. N/A is shown where the base number of responses is less than 10 during the period. % is calculated as Quantity/Base number*100

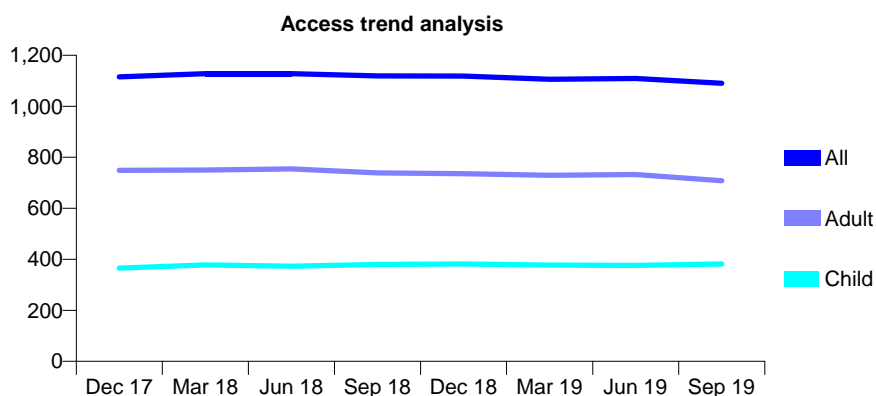
Q68 - Vital Signs At a Glance Contract Report for 673323/0001 - September 2019

Name or company name	MR F RAFATNIA
Contract type name	GDS Contract
Purpose of contract	General
Contract start date	01/03/2014
Contract end date	

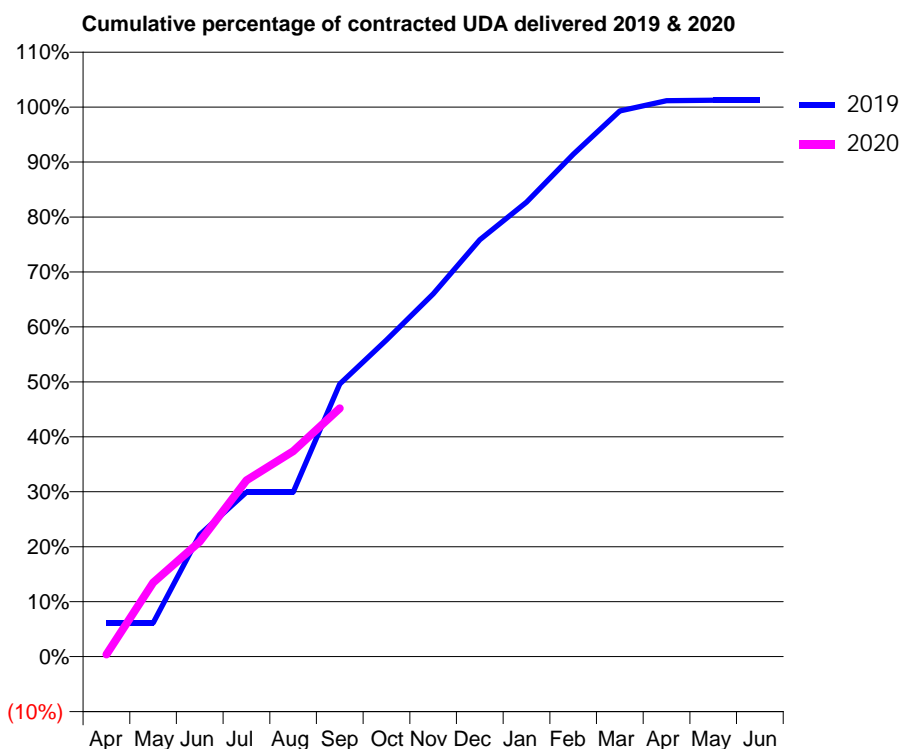
19/20 Contracted general activity (UDA)	3,771
Carry forward general activity (UDA)	0
19/20 Contracted orthodontic activity (UOA)	0
Carry forward orthodontic activity (UOA)	0
Baseline contract value	£84,846.28

ACCESS*

Patients seen in 24 months	Total	Change since previous quarter
Quarter ending September 2018	1,119	
Quarter ending December 2018	1,118	→
Quarter ending March 2019	1,106	↓
Quarter ending June 2019	1,109	→
Quarter ending September 2019	1,090	↓
Variance since September 2018	(2.6%)	↓



ACTIVITY



Month	Adjusted Scheduled Activity (UDA)	
	2019	2020
April	231	15
May	231	508
June	836	789
July	1,129	1,209
August	1,129	1,409
September	1,871	1,705
October	2,173	
November	2,489	
December	2,860	
January	3,118	
February	3,447	
March	3,745	
April	3,815	
May	3,818	
June	3,818	

QUALITY

	Quantity	Base Number	Contract	AT	Region	England
% of FP17s for the same patient ID Re-attending within 3 months - Children	26	324	8.0%	9.2%	10.8%	11.5%
% of FP17s for the same patient ID Re-attending within 3 months - Adults	80	588	13.6%	14.8%	15.2%	15.4%
% of FP17s for the same patient ID Re-attending between 3 & 9 months - Children	218	324	67.3%	61.5%	62.2%	59.7%
% of FP17s for the same patient ID Re-attending between 3 & 9 months - Adults	405	588	68.9%	52.4%	52.9%	51.7%
% of FP17s for Band 1 Urgent Courses	38	863	4.4%	9.3%	9.7%	9.2%
% of FP17s Relating to Free Repair or Replacements	1	863	0.1%	0.5%	0.6%	0.7%
% of FP17s Relating to Continuations	2	863	0.2%	0.7%	0.7%	0.8%
% of Patients satisfied with the dentistry they have received	1	1	N/A	93.6%	93.6%	93.5%
% of Patients satisfied with the time they had to wait for an appointment	1	1	N/A	88.5%	86.3%	87.4%

* This is based on patients treated on this contract for their most recent course of treatment. Figures in italics indicate the base number of FP17s or Patient Questionnaire responses are less than 100. N/A is shown where the base number of responses is less than 10 during the period. % is calculated as Quantity/Base number*100

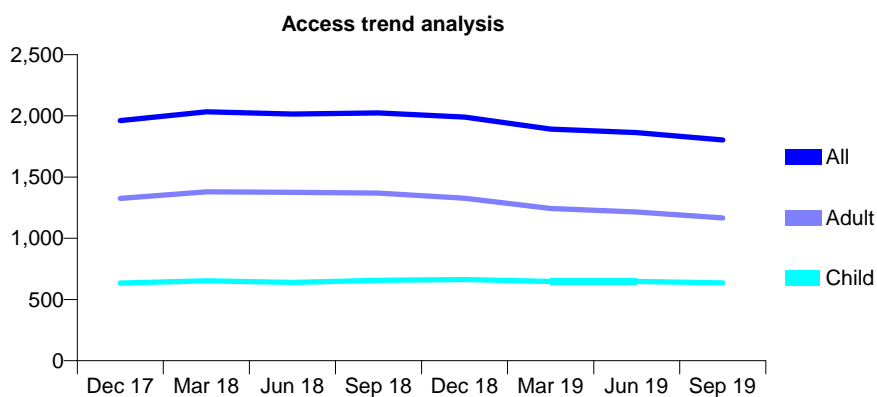
Q68 - Vital Signs At a Glance Contract Report for 673978/0001 - September 2019

Name or company name	MR F SHARIFZAD
Contract type name	GDS Contract
Purpose of contract	General
Contract start date	01/04/2006
Contract end date	

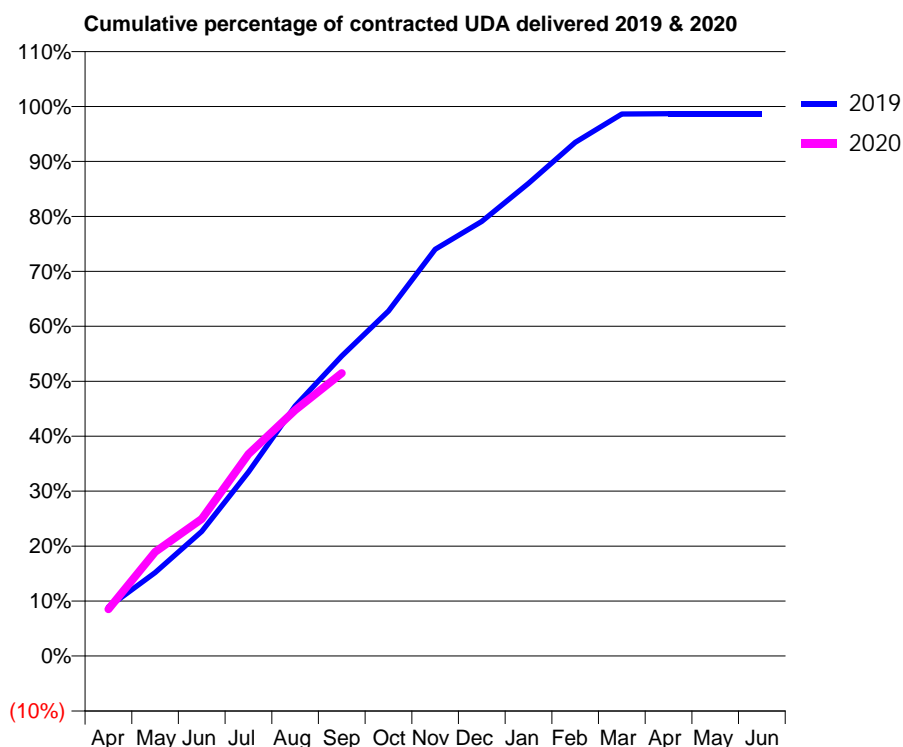
19/20 Contracted general activity (UDA)	5,409
Carry forward general activity (UDA)	71
19/20 Contracted orthodontic activity (UOA)	0
Carry forward orthodontic activity (UOA)	0
Baseline contract value	£138,529.31

ACCESS*

Patients seen in 24 months	Total	Change since previous quarter
Quarter ending September 2018	2,025	
Quarter ending December 2018	1,991	↓
Quarter ending March 2019	1,892	↓
Quarter ending June 2019	1,863	↓
Quarter ending September 2019	1,803	↓
Variance since September 2018	(11.0%)	↓



ACTIVITY



Month	Adjusted Scheduled Activity (UDA)	
	2019	2020
April	484	461
May	821	1,024
June	1,227	1,350
July	1,811	1,988
August	2,462	2,420
September	2,952	2,784
October	3,395	
November	4,003	
December	4,277	
January	4,652	
February	5,055	
March	5,334	
April	5,338	
May	5,338	
June	5,338	

QUALITY

	Quantity	Base Number	Contract	AT	Region	England
% of FP17s for the same patient ID Re-attending within 3 months - Children	66	520	12.7%	9.2%	10.8%	11.5%
% of FP17s for the same patient ID Re-attending within 3 months - Adults	122	789	15.5%	14.8%	15.2%	15.4%
% of FP17s for the same patient ID Re-attending between 3 & 9 months - Children	293	520	56.3%	61.5%	62.2%	59.7%
% of FP17s for the same patient ID Re-attending between 3 & 9 months - Adults	437	789	55.4%	52.4%	52.9%	51.7%
% of FP17s for Band 1 Urgent Courses	151	1,302	11.6%	9.3%	9.7%	9.2%
% of FP17s Relating to Free Repair or Replacements	11	1,302	0.8%	0.5%	0.6%	0.7%
% of FP17s Relating to Continuations	0	1,302	0.0%	0.7%	0.7%	0.8%
% of Patients satisfied with the dentistry they have received	0	0	N/A	93.6%	93.6%	93.5%
% of Patients satisfied with the time they had to wait for an appointment	0	0	N/A	88.5%	86.3%	87.4%

* This is based on patients treated on this contract for their most recent course of treatment. Figures in italics indicate the base number of FP17s or Patient Questionnaire responses are less than 100. N/A is shown where the base number of responses is less than 10 during the period. % is calculated as Quantity/Base number*100

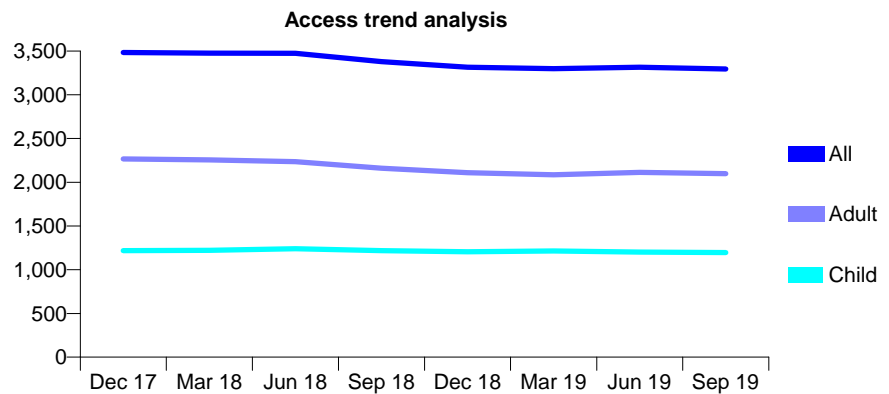
Q68 - Vital Signs At a Glance Contract Report for 674885/0001 - September 2019

Name or company name	MR HR DARAFSHIAN
Contract type name	GDS Contract
Purpose of contract	General
Contract start date	01/04/2006
Contract end date	

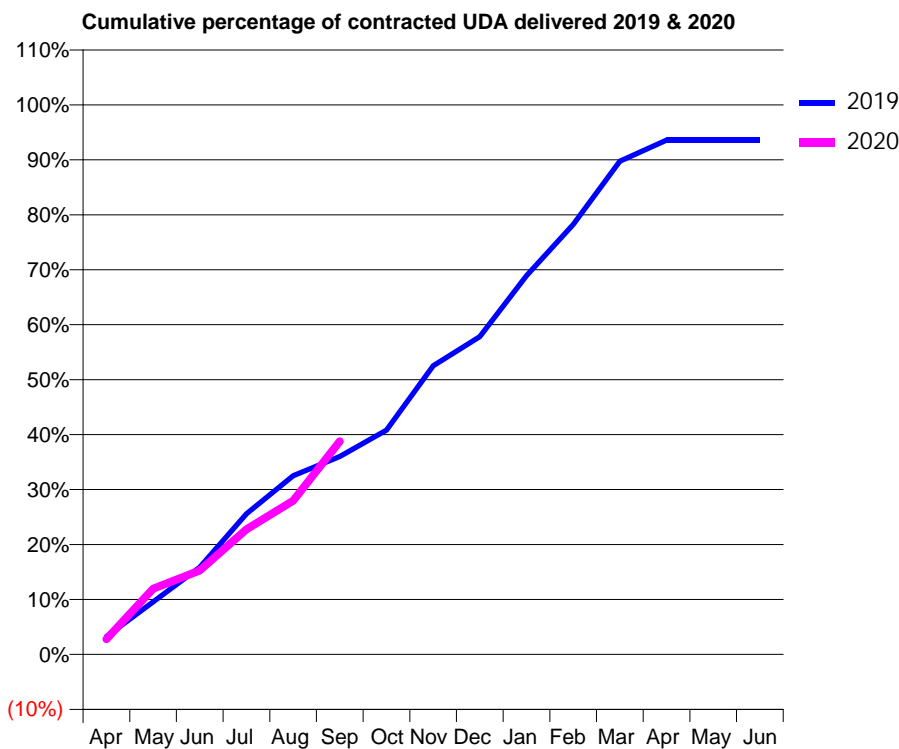
19/20 Contracted general activity (UDA)	11,085
Carry forward general activity (UDA)	0
19/20 Contracted orthodontic activity (UOA)	0
Carry forward orthodontic activity (UOA)	0
Baseline contract value	£311,477.49

ACCESS*

Patients seen in 24 months	Total	Change since previous quarter
Quarter ending September 2018	3,379	
Quarter ending December 2018	3,314	↓
Quarter ending March 2019	3,300	→
Quarter ending June 2019	3,314	→
Quarter ending September 2019	3,295	→
Variance since September 2018	(2.5%)	↓



ACTIVITY



Adjusted Scheduled Activity (UDA)		
Month	2019	2020
April	363	307
May	1,062	1,325
June	1,758	1,694
July	2,836	2,523
August	3,602	3,100
September	3,991	4,297
October	4,526	
November	5,823	
December	6,410	
January	7,640	
February	8,675	
March	9,945	
April	10,374	
May	10,374	
June	10,374	

QUALITY

	Quantity	Base Number	Contract	AT	Region	England
% of FP17s for the same patient ID Re-attending within 3 months - Children	60	1,128	5.3%	9.2%	10.8%	11.5%
% of FP17s for the same patient ID Re-attending within 3 months - Adults	209	1,602	13.0%	14.8%	15.2%	15.4%
% of FP17s for the same patient ID Re-attending between 3 & 9 months - Children	779	1,128	69.1%	61.5%	62.2%	59.7%
% of FP17s for the same patient ID Re-attending between 3 & 9 months - Adults	1,070	1,602	66.8%	52.4%	52.9%	51.7%
% of FP17s for Band 1 Urgent Courses	277	2,539	10.9%	9.3%	9.7%	9.2%
% of FP17s Relating to Free Repair or Replacements	10	2,539	0.4%	0.5%	0.6%	0.7%
% of FP17s Relating to Continuations	3	2,539	0.1%	0.7%	0.7%	0.8%
% of Patients satisfied with the dentistry they have received	0	0	N/A	93.6%	93.6%	93.5%
% of Patients satisfied with the time they had to wait for an appointment	0	0	N/A	88.5%	86.3%	87.4%

* This is based on patients treated on this contract for their most recent course of treatment. Figures in italics indicate the base number of FP17s or Patient Questionnaire responses are less than 100. N/A is shown where the base number of responses is less than 10 during the period. % is calculated as Quantity/Base number*100

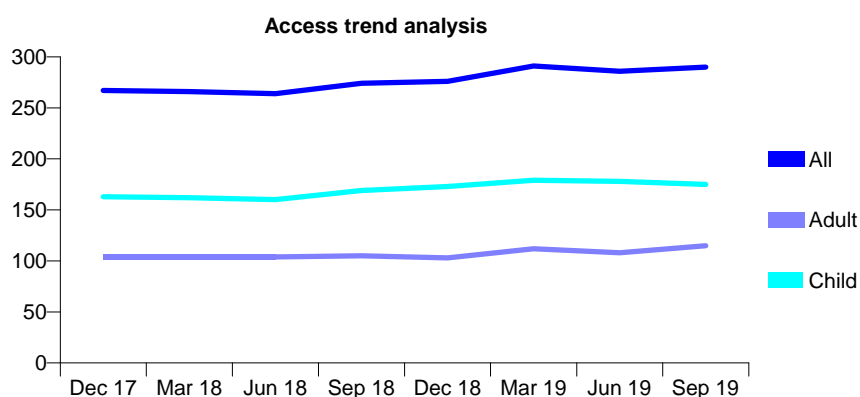
Q68 - Vital Signs At a Glance Contract Report for 674885/0002 - September 2019

Name or company name	MR HR DARAFSHIAN
Contract type name	GDS Contract
Purpose of contract	General
Contract start date	01/04/2010
Contract end date	

19/20 Contracted general activity (UDA)	1,000
Carry forward general activity (UDA)	0
19/20 Contracted orthodontic activity (UOA)	0
Carry forward orthodontic activity (UOA)	0
Baseline contract value	£28,099.00

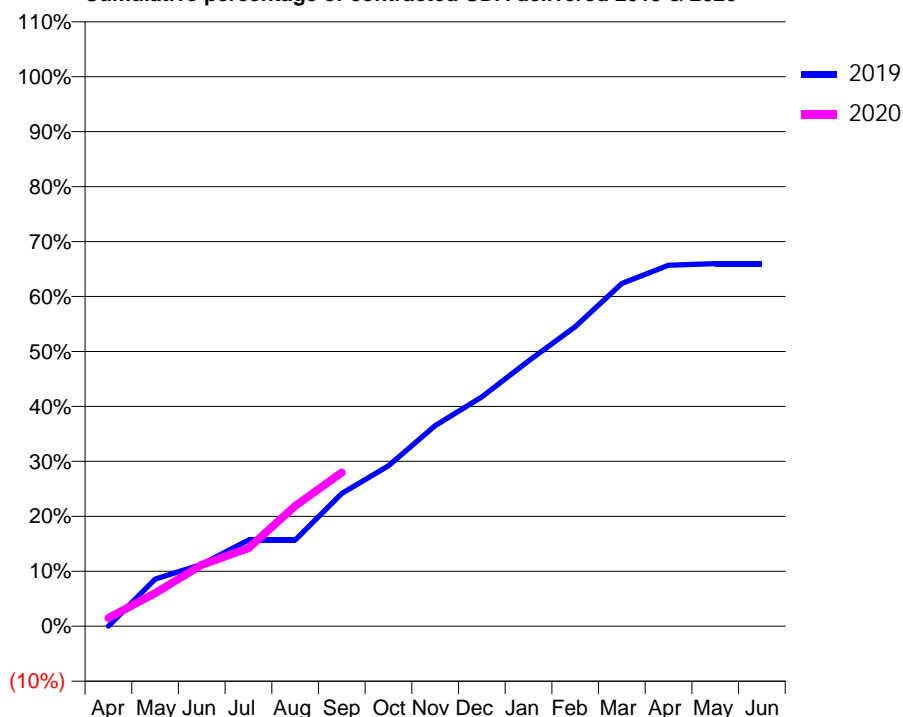
ACCESS*

Patients seen in 24 months	Total	Change since previous quarter
Quarter ending September 2018	274	
Quarter ending December 2018	276	→
Quarter ending March 2019	291	↑
Quarter ending June 2019	286	↓
Quarter ending September 2019	290	→
Variance since September 2018	5.8%	↑



ACTIVITY

Cumulative percentage of contracted UDA delivered 2019 & 2020



Adjusted Scheduled Activity (UDA)

Month	2019	2020
April	0	15
May	86	60
June	113	112
July	157	142
August	157	219
September	242	280
October	292	
November	365	
December	417	
January	483	
February	545	
March	624	
April	657	
May	660	
June	660	

QUALITY

	Quantity	Base Number	Contract	AT	Region	England
% of FP17s for the same patient ID Re-attending within 3 months - Children	6	113	5.3%	9.2%	10.8%	11.5%
% of FP17s for the same patient ID Re-attending within 3 months - Adults	5	57	8.8%	14.8%	15.2%	15.4%
% of FP17s for the same patient ID Re-attending between 3 & 9 months - Children	57	113	50.4%	61.5%	62.2%	59.7%
% of FP17s for the same patient ID Re-attending between 3 & 9 months - Adults	20	57	35.1%	52.4%	52.9%	51.7%
% of FP17s for Band 1 Urgent Courses	13	151	8.6%	9.3%	9.7%	9.2%
% of FP17s Relating to Free Repair or Replacements	0	151	0.0%	0.5%	0.6%	0.7%
% of FP17s Relating to Continuations	0	151	0.0%	0.7%	0.7%	0.8%
% of Patients satisfied with the dentistry they have received	0	0	N/A	93.6%	93.6%	93.5%
% of Patients satisfied with the time they had to wait for an appointment	0	0	N/A	88.5%	86.3%	87.4%

* This is based on patients treated on this contract for their most recent course of treatment.

Figures in italics indicate the base number of FP17s or Patient Questionnaire responses are less than 100. N/A is shown where the base number of responses is less than 10 during the period. % is calculated as Quantity/Base number*100

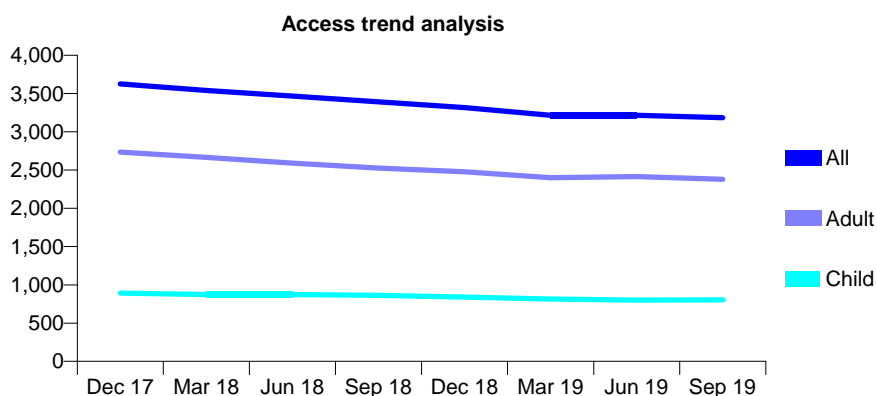
Q68 - Vital Signs At a Glance Contract Report for 677302/0001 - September 2019

Name or company name	MR M POURANI
Contract type name	GDS Contract
Purpose of contract	General
Contract start date	01/04/2006
Contract end date	

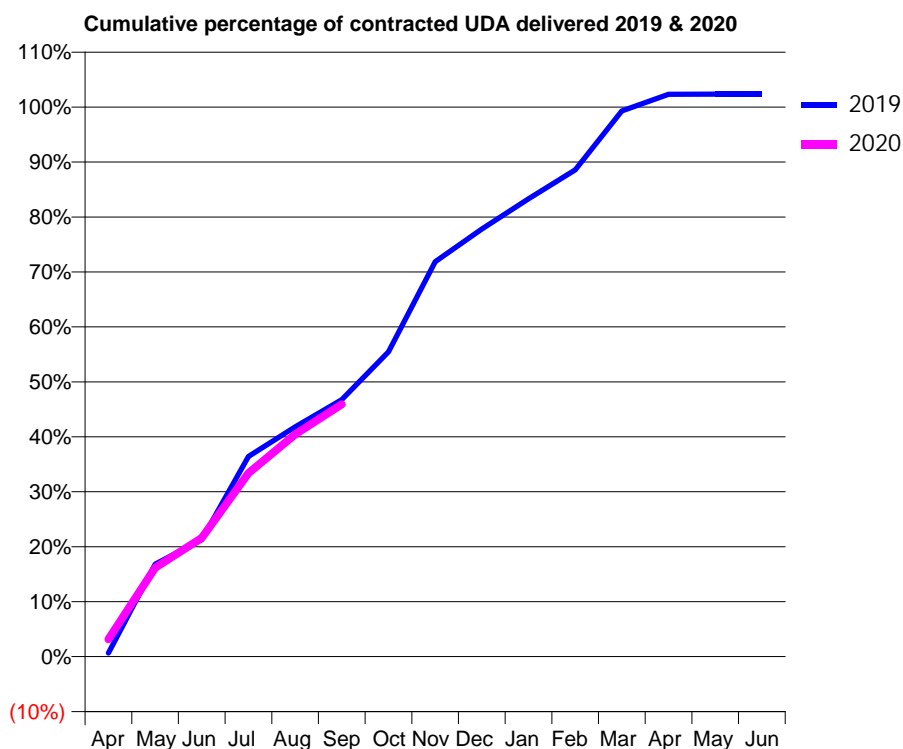
19/20 Contracted general activity (UDA)	14,100
Carry forward general activity (UDA)	0
19/20 Contracted orthodontic activity (UOA)	0
Carry forward orthodontic activity (UOA)	0
Baseline contract value	£468,041.07

ACCESS*

Patients seen in 24 months	Total	Change since previous quarter
Quarter ending September 2018	3,391	
Quarter ending December 2018	3,316	↓
Quarter ending March 2019	3,215	↓
Quarter ending June 2019	3,215	→
Quarter ending September 2019	3,185	→
Variance since September 2018	(6.1%)	↓



ACTIVITY



Month	Adjusted Scheduled Activity (UDA)	
	2019	2020
April	95	447
May	2,375	2,282
June	3,007	3,045
July	5,134	4,710
August	5,894	5,701
September	6,592	6,475
October	7,819	
November	10,134	
December	10,966	
January	11,746	
February	12,486	
March	13,999	
April	14,429	
May	14,431	
June	14,431	

QUALITY

	Quantity	Base Number	Contract	AT	Region	England
% of FP17s for the same patient ID Re-attending within 3 months - Children	28	562	5.0%	9.2%	10.8%	11.5%
% of FP17s for the same patient ID Re-attending within 3 months - Adults	175	1,687	10.4%	14.8%	15.2%	15.4%
% of FP17s for the same patient ID Re-attending between 3 & 9 months - Children	324	562	57.7%	61.5%	62.2%	59.7%
% of FP17s for the same patient ID Re-attending between 3 & 9 months - Adults	1,090	1,687	64.6%	52.4%	52.9%	51.7%
% of FP17s for Band 1 Urgent Courses	27	2,031	1.3%	9.3%	9.7%	9.2%
% of FP17s Relating to Free Repair or Replacements	26	2,031	1.3%	0.5%	0.6%	0.7%
% of FP17s Relating to Continuations	7	2,031	0.3%	0.7%	0.7%	0.8%
% of Patients satisfied with the dentistry they have received	1	2	N/A	93.6%	93.6%	93.5%
% of Patients satisfied with the time they had to wait for an appointment	2	2	N/A	88.5%	86.3%	87.4%

* This is based on patients treated on this contract for their most recent course of treatment. Figures in italics indicate the base number of FP17s or Patient Questionnaire responses are less than 100. N/A is shown where the base number of responses is less than 10 during the period. % is calculated as Quantity/Base number*100

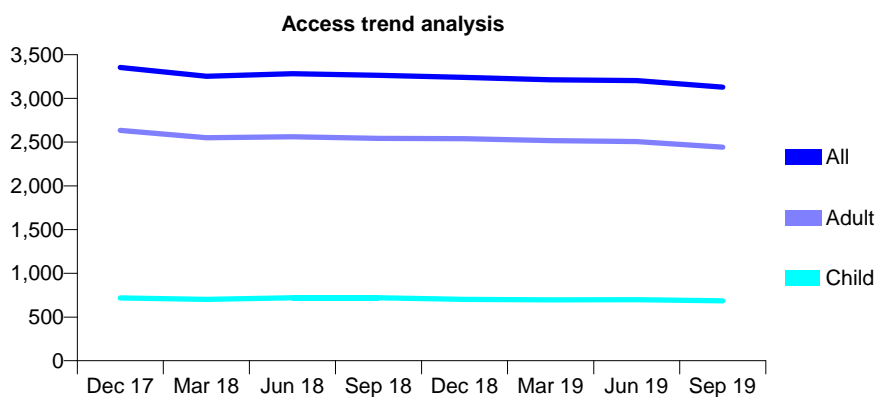
Q68 - Vital Signs At a Glance Contract Report for 680885/0002 - September 2019

Name or company name	MR A JAFARI
Contract type name	GDS Contract
Purpose of contract	General
Contract start date	01/07/2010
Contract end date	

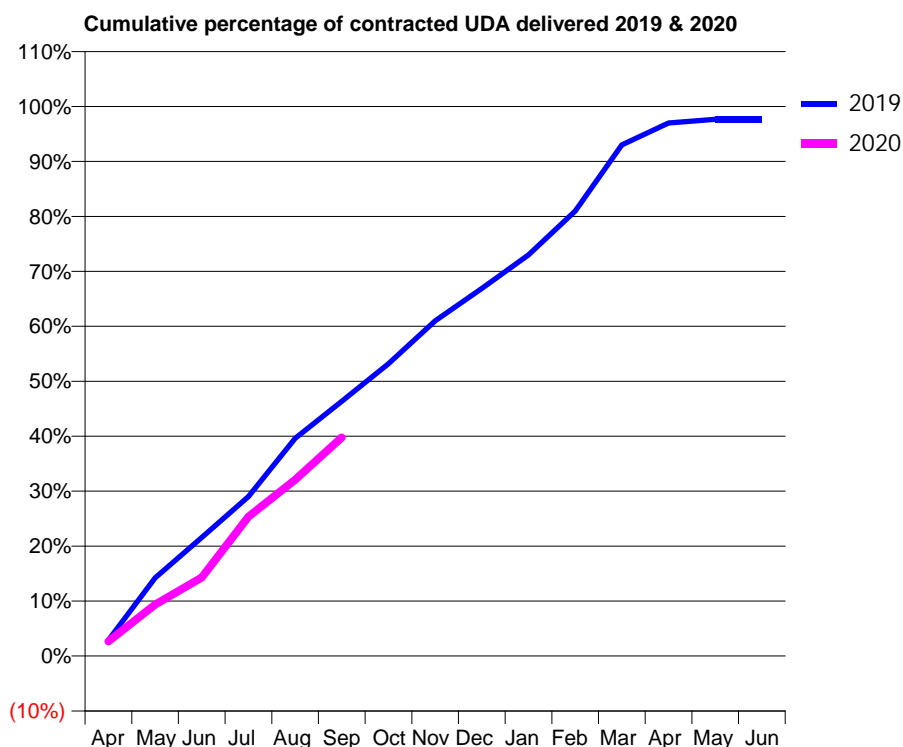
19/20 Contracted general activity (UDA)	9,714
Carry forward general activity (UDA)	226
19/20 Contracted orthodontic activity (UOA)	0
Carry forward orthodontic activity (UOA)	0
Baseline contract value	£267,116.28

ACCESS*

Patients seen in 24 months	Total	Change since previous quarter
Quarter ending September 2018	3,264	
Quarter ending December 2018	3,240	→
Quarter ending March 2019	3,213	→
Quarter ending June 2019	3,204	→
Quarter ending September 2019	3,128	↓
Variance since September 2018	(4.2%)	↓



ACTIVITY



Month	Adjusted Scheduled Activity (UDA)	
	2019	2020
April	283	259
May	1,381	911
June	2,094	1,388
July	2,818	2,463
August	3,849	3,115
September	4,500	3,863
October	5,168	
November	5,924	
December	6,495	
January	7,090	
February	7,865	
March	9,035	
April	9,422	
May	9,488	
June	9,488	

QUALITY

	Quantity	Base Number	Contract	AT	Region	England
% of FP17s for the same patient ID Re-attending within 3 months - Children	76	479	15.9%	9.2%	10.8%	11.5%
% of FP17s for the same patient ID Re-attending within 3 months - Adults	289	1,433	20.2%	14.8%	15.2%	15.4%
% of FP17s for the same patient ID Re-attending between 3 & 9 months - Children	199	479	41.5%	61.5%	62.2%	59.7%
% of FP17s for the same patient ID Re-attending between 3 & 9 months - Adults	479	1,433	33.4%	52.4%	52.9%	51.7%
% of FP17s for Band 1 Urgent Courses	406	1,732	23.4%	9.3%	9.7%	9.2%
% of FP17s Relating to Free Repair or Replacements	2	1,732	0.1%	0.5%	0.6%	0.7%
% of FP17s Relating to Continuations	17	1,732	1.0%	0.7%	0.7%	0.8%
% of Patients satisfied with the dentistry they have received	1	1	N/A	93.6%	93.6%	93.5%
% of Patients satisfied with the time they had to wait for an appointment	1	1	N/A	88.5%	86.3%	87.4%

* This is based on patients treated on this contract for their most recent course of treatment. Figures in italics indicate the base number of FP17s or Patient Questionnaire responses are less than 100. N/A is shown where the base number of responses is less than 10 during the period. % is calculated as Quantity/Base number*100

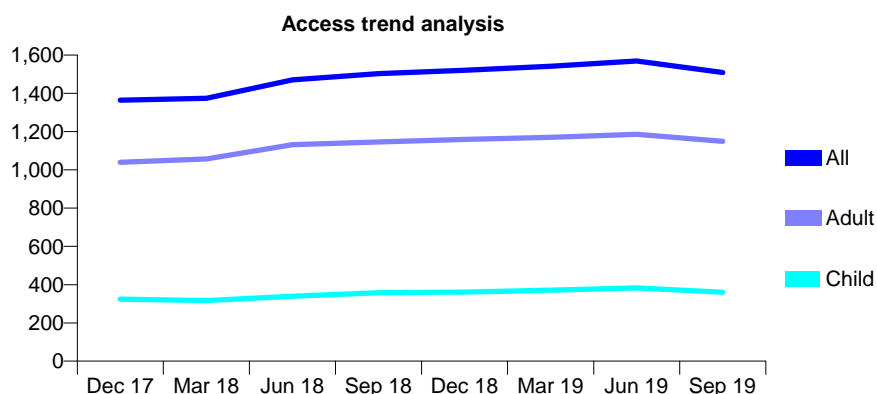
Q68 - Vital Signs At a Glance Contract Report for 680885/0003 - September 2019

Name or company name	MR A JAFARI
Contract type name	GDS Contract
Purpose of contract	General
Contract start date	01/02/2013
Contract end date	

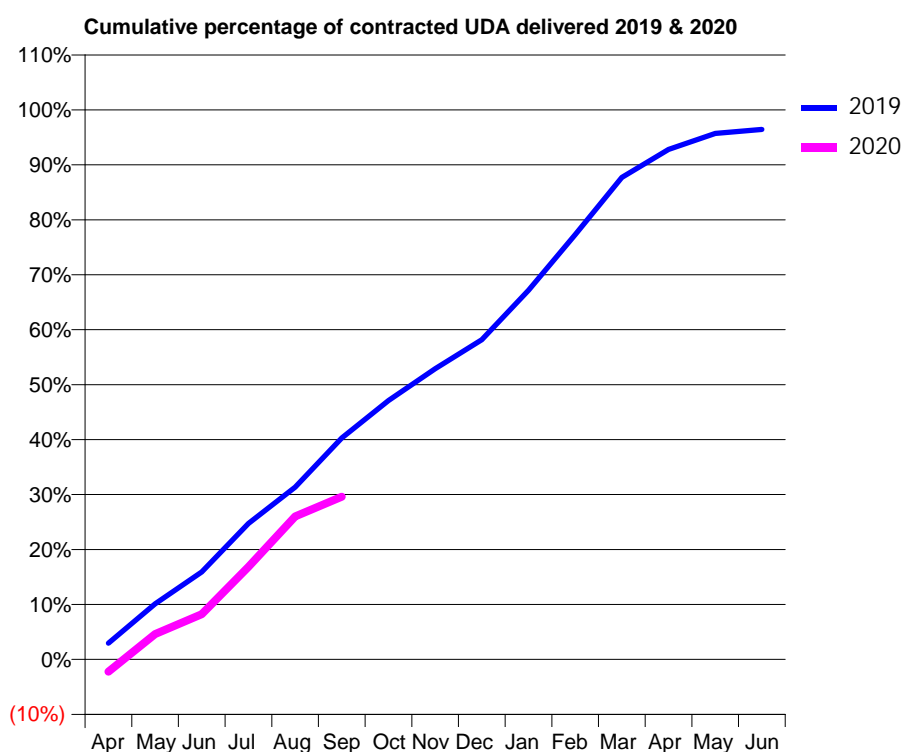
19/20 Contracted general activity (UDA)	5,000
Carry forward general activity (UDA)	178
19/20 Contracted orthodontic activity (UOA)	0
Carry forward orthodontic activity (UOA)	0
Baseline contract value	£133,990.19

ACCESS*

Patients seen in 24 months	Total	Change since previous quarter
Quarter ending September 2018	1,503	
Quarter ending December 2018	1,520	→
Quarter ending March 2019	1,541	→
Quarter ending June 2019	1,569	→
Quarter ending September 2019	1,509	↓
Variance since September 2018	0.4%	→



ACTIVITY



Month	Adjusted Scheduled Activity (UDA)	
	2019	2020
April	148	-113
May	506	232
June	795	412
July	1,237	843
August	1,567	1,301
September	2,014	1,479
October	2,356	
November	2,645	
December	2,909	
January	3,358	
February	3,865	
March	4,384	
April	4,640	
May	4,785	
June	4,821	

QUALITY

	Quantity	Base Number	Contract	AT	Region	England
% of FP17s for the same patient ID Re-attending within 3 months - Children	16	184	8.7%	9.2%	10.8%	11.5%
% of FP17s for the same patient ID Re-attending within 3 months - Adults	127	627	20.3%	14.8%	15.2%	15.4%
% of FP17s for the same patient ID Re-attending between 3 & 9 months - Children	63	184	34.2%	61.5%	62.2%	59.7%
% of FP17s for the same patient ID Re-attending between 3 & 9 months - Adults	170	627	27.1%	52.4%	52.9%	51.7%
% of FP17s for Band 1 Urgent Courses	216	698	30.9%	9.3%	9.7%	9.2%
% of FP17s Relating to Free Repair or Replacements	2	698	0.3%	0.5%	0.6%	0.7%
% of FP17s Relating to Continuations	10	698	1.4%	0.7%	0.7%	0.8%
% of Patients satisfied with the dentistry they have received	1	1	N/A	93.6%	93.6%	93.5%
% of Patients satisfied with the time they had to wait for an appointment	1	1	N/A	88.5%	86.3%	87.4%

* This is based on patients treated on this contract for their most recent course of treatment. Figures in italics indicate the base number of FP17s or Patient Questionnaire responses are less than 100. N/A is shown where the base number of responses is less than 10 during the period. % is calculated as Quantity/Base number*100

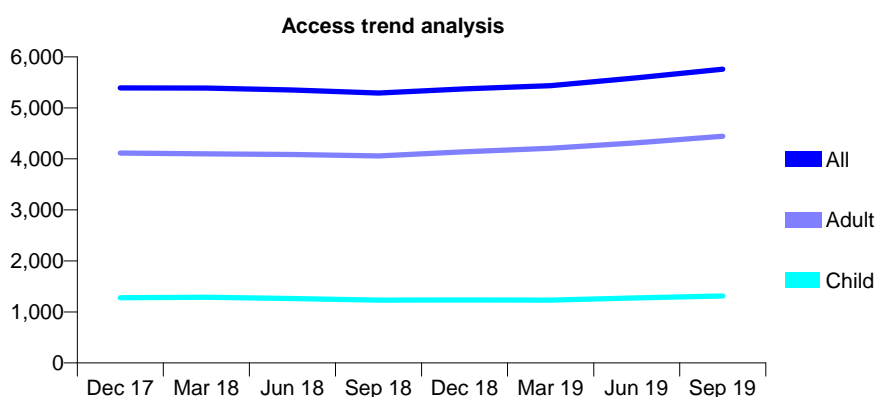
Q68 - Vital Signs At a Glance Contract Report for 680923/0001 - September 2019

Name or company name	MR K AMIRAZODY
Contract type name	GDS Contract
Purpose of contract	General
Contract start date	01/04/2006
Contract end date	

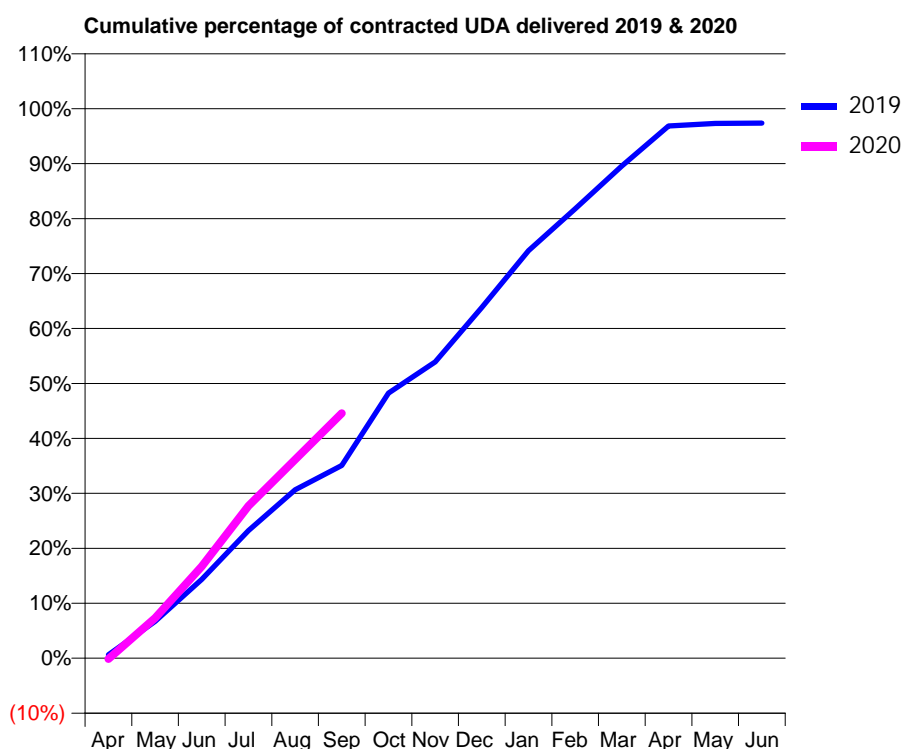
19/20 Contracted general activity (UDA)	15,830
Carry forward general activity (UDA)	416
19/20 Contracted orthodontic activity (UOA)	0
Carry forward orthodontic activity (UOA)	0
Baseline contract value	£457,058.88

ACCESS*

Patients seen in 24 months	Total	Change since previous quarter
Quarter ending September 2018	5,291	
Quarter ending December 2018	5,375	→
Quarter ending March 2019	5,436	→
Quarter ending June 2019	5,589	↑
Quarter ending September 2019	5,759	↑
Variance since September 2018	8.8%	↑



ACTIVITY



Month	2019	2020
April	103	-24
May	1,064	1,157
June	2,271	2,645
July	3,677	4,389
August	4,853	5,721
September	5,551	7,054
October	7,639	
November	8,538	
December	10,100	
January	11,739	
February	12,947	
March	14,178	
April	15,330	
May	15,401	
June	15,413	

QUALITY

	Quantity	Base Number	Contract	AT	Region	England
% of FP17s for the same patient ID Re-attending within 3 months - Children	24	838	2.9%	9.2%	10.8%	11.5%
% of FP17s for the same patient ID Re-attending within 3 months - Adults	255	2,746	9.3%	14.8%	15.2%	15.4%
% of FP17s for the same patient ID Re-attending between 3 & 9 months - Children	381	838	45.5%	61.5%	62.2%	59.7%
% of FP17s for the same patient ID Re-attending between 3 & 9 months - Adults	1,318	2,746	48.0%	52.4%	52.9%	51.7%
% of FP17s for Band 1 Urgent Courses	34	3,176	1.1%	9.3%	9.7%	9.2%
% of FP17s Relating to Free Repair or Replacements	14	3,176	0.4%	0.5%	0.6%	0.7%
% of FP17s Relating to Continuations	11	3,176	0.3%	0.7%	0.7%	0.8%
% of Patients satisfied with the dentistry they have received	0	0	N/A	93.6%	93.6%	93.5%
% of Patients satisfied with the time they had to wait for an appointment	0	0	N/A	88.5%	86.3%	87.4%

* This is based on patients treated on this contract for their most recent course of treatment.

Figures in italics indicate the base number of FP17s or Patient Questionnaire responses are less than 100. N/A is shown where the base number of responses is less than 10 during the period. % is calculated as Quantity/Base number*100

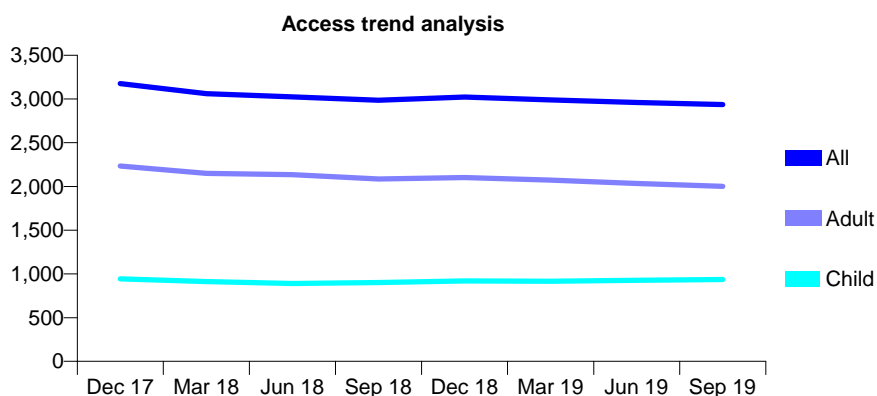
Q68 - Vital Signs At a Glance Contract Report for 681881/0001 - September 2019

Name or company name	MR S YOURDSHAHYAN
Contract type name	GDS Contract
Purpose of contract	General
Contract start date	01/04/2006
Contract end date	

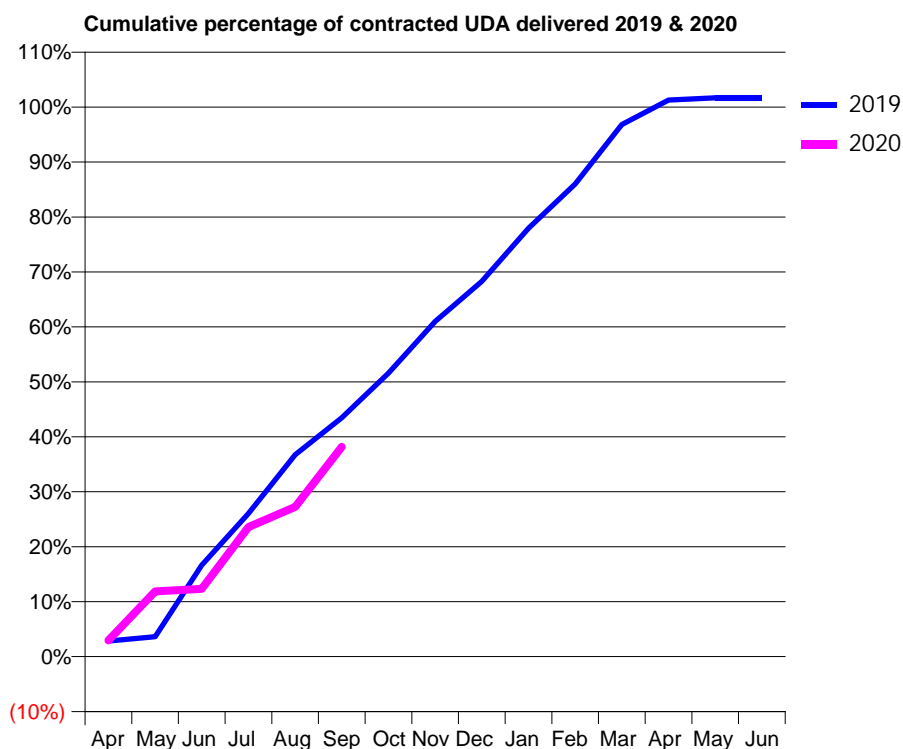
19/20 Contracted general activity (UDA)	8,170
Carry forward general activity (UDA)	0
19/20 Contracted orthodontic activity (UOA)	0
Carry forward orthodontic activity (UOA)	0
Baseline contract value	£258,672.63

ACCESS*

Patients seen in 24 months	Total	Change since previous quarter
Quarter ending September 2018	2,986	
Quarter ending December 2018	3,022	→
Quarter ending March 2019	2,990	↓
Quarter ending June 2019	2,960	↓
Quarter ending September 2019	2,937	→
Variance since September 2018	(1.6%)	↓



ACTIVITY



Month	Adjusted Scheduled Activity (UDA)	
	2019	2020
April	233	244
May	296	970
June	1,359	1,007
July	2,128	1,926
August	3,000	2,226
September	3,552	3,117
October	4,214	
November	4,983	
December	5,578	
January	6,367	
February	7,027	
March	7,910	
April	8,274	
May	8,308	
June	8,308	

QUALITY

	Quantity	Base Number	Contract	AT	Region	England
% of FP17s for the same patient ID Re-attending within 3 months - Children	24	607	4.0%	9.2%	10.8%	11.5%
% of FP17s for the same patient ID Re-attending within 3 months - Adults	81	993	8.2%	14.8%	15.2%	15.4%
% of FP17s for the same patient ID Re-attending between 3 & 9 months - Children	332	607	54.7%	61.5%	62.2%	59.7%
% of FP17s for the same patient ID Re-attending between 3 & 9 months - Adults	440	993	44.3%	52.4%	52.9%	51.7%
% of FP17s for Band 1 Urgent Courses	82	1,443	5.7%	9.3%	9.7%	9.2%
% of FP17s Relating to Free Repair or Replacements	5	1,443	0.3%	0.5%	0.6%	0.7%
% of FP17s Relating to Continuations	0	1,443	0.0%	0.7%	0.7%	0.8%
% of Patients satisfied with the dentistry they have received	0	0	N/A	93.6%	93.6%	93.5%
% of Patients satisfied with the time they had to wait for an appointment	0	0	N/A	88.5%	86.3%	87.4%

* This is based on patients treated on this contract for their most recent course of treatment. Figures in italics indicate the base number of FP17s or Patient Questionnaire responses are less than 100. N/A is shown where the base number of responses is less than 10 during the period. % is calculated as Quantity/Base number*100

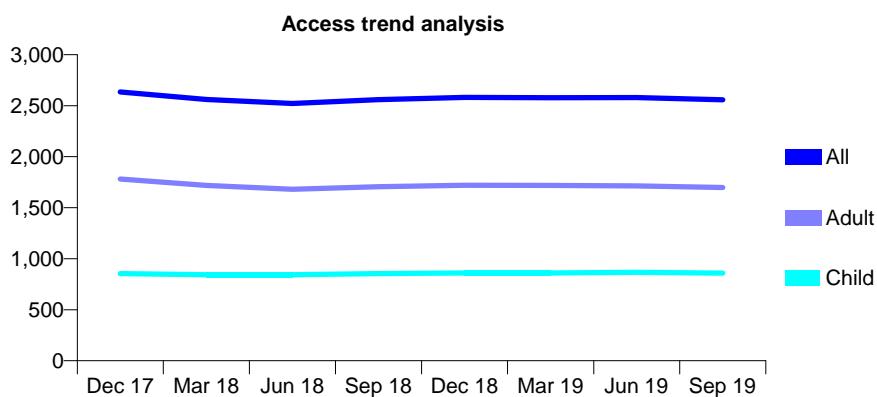
Q68 - Vital Signs At a Glance Contract Report for 683736/0001 - September 2019

Name or company name	MRS A RAHIM
Contract type name	GDS Contract
Purpose of contract	General
Contract start date	01/03/2008
Contract end date	

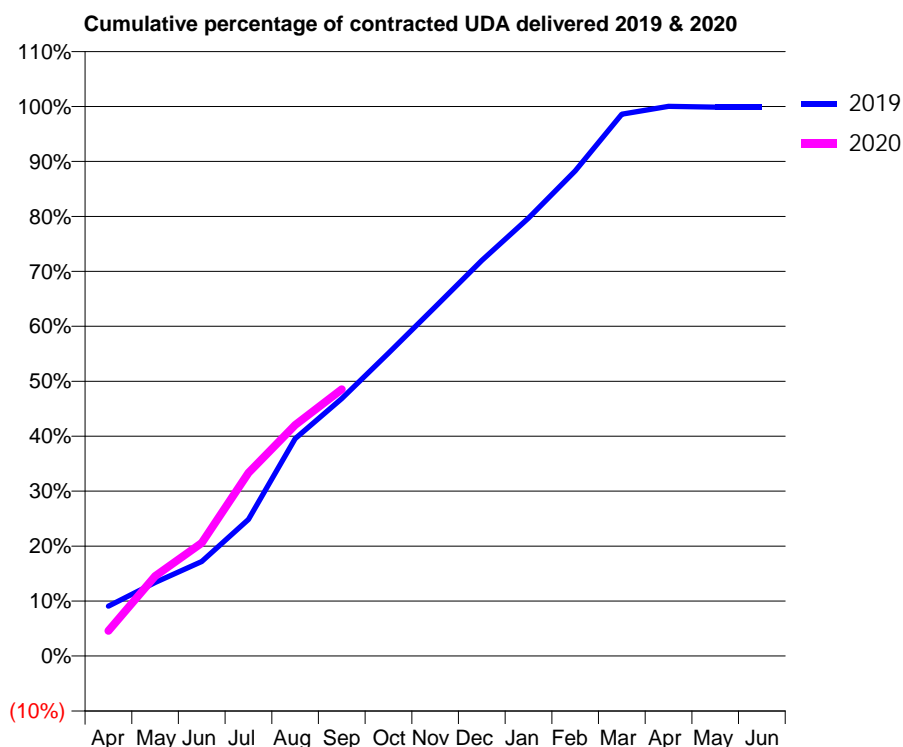
19/20 Contracted general activity (UDA)	6,800
Carry forward general activity (UDA)	9
19/20 Contracted orthodontic activity (UOA)	0
Carry forward orthodontic activity (UOA)	0
Baseline contract value	£169,846.26

ACCESS*

Patients seen in 24 months	Total	Change since previous quarter
Quarter ending September 2018	2,559	
Quarter ending December 2018	2,581	→
Quarter ending March 2019	2,579	→
Quarter ending June 2019	2,580	→
Quarter ending September 2019	2,558	→
Variance since September 2018	(0.0%)	→



ACTIVITY



Month	Adjusted Scheduled Activity (UDA)	
	2019	2020
April	616	312
May	910	990
June	1,170	1,399
July	1,690	2,266
August	2,690	2,859
September	3,186	3,300
October	3,748	
November	4,319	
December	4,894	
January	5,419	
February	6,004	
March	6,703	
April	6,801	
May	6,791	
June	6,791	

QUALITY

	Quantity	Base Number	Contract	AT	Region	England
% of FP17s for the same patient ID Re-attending within 3 months - Children	55	660	8.3%	9.2%	10.8%	11.5%
% of FP17s for the same patient ID Re-attending within 3 months - Adults	194	1,219	15.9%	14.8%	15.2%	15.4%
% of FP17s for the same patient ID Re-attending between 3 & 9 months - Children	429	660	65.0%	61.5%	62.2%	59.7%
% of FP17s for the same patient ID Re-attending between 3 & 9 months - Adults	721	1,219	59.1%	52.4%	52.9%	51.7%
% of FP17s for Band 1 Urgent Courses	159	1,806	8.8%	9.3%	9.7%	9.2%
% of FP17s Relating to Free Repair or Replacements	16	1,806	0.9%	0.5%	0.6%	0.7%
% of FP17s Relating to Continuations	7	1,806	0.4%	0.7%	0.7%	0.8%
% of Patients satisfied with the dentistry they have received	0	0	N/A	93.6%	93.6%	93.5%
% of Patients satisfied with the time they had to wait for an appointment	0	0	N/A	88.5%	86.3%	87.4%

* This is based on patients treated on this contract for their most recent course of treatment. Figures in italics indicate the base number of FP17s or Patient Questionnaire responses are less than 100. N/A is shown where the base number of responses is less than 10 during the period. % is calculated as Quantity/Base number*100

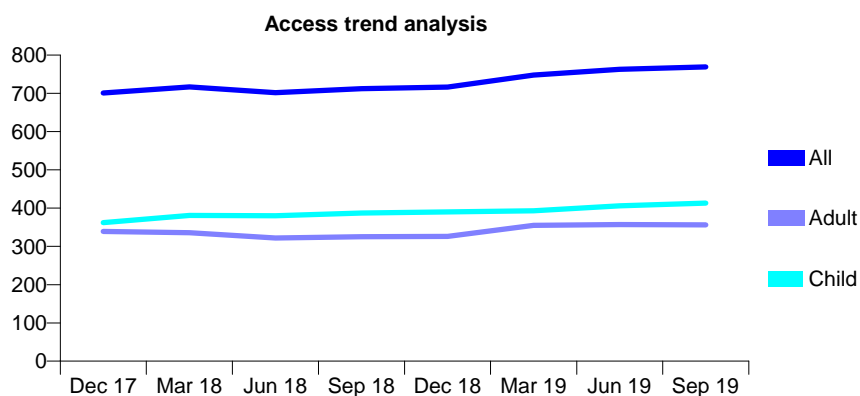
Q68 - Vital Signs At a Glance Contract Report for 684112/0001 - September 2019

Name or company name	MR TS SOOSAIPILLAI
Contract type name	GDS Contract
Purpose of contract	General
Contract start date	01/04/2006
Contract end date	

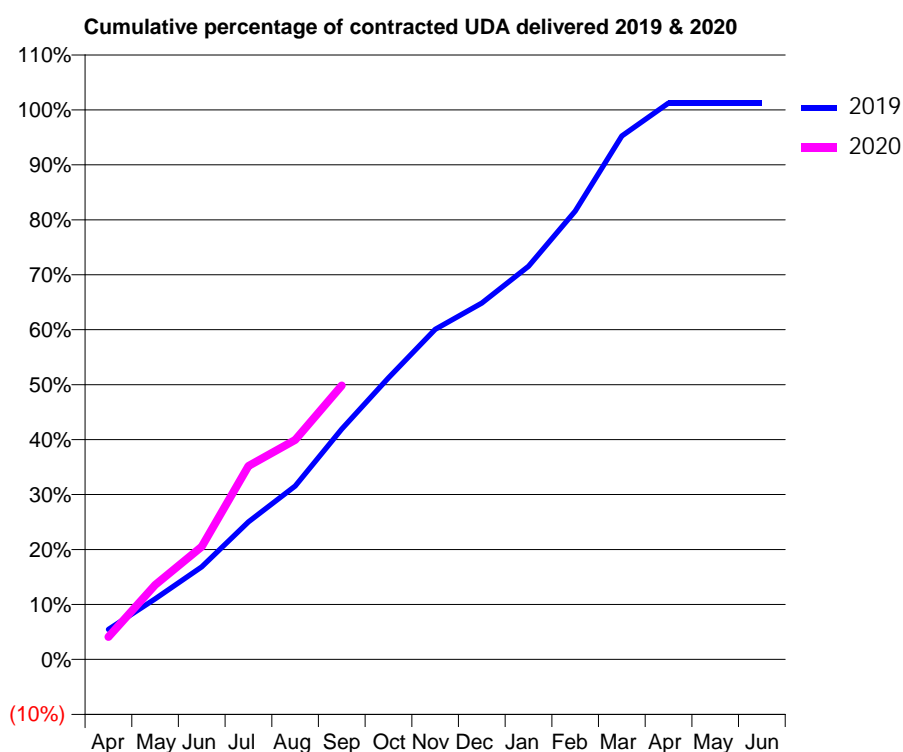
19/20 Contracted general activity (UDA)	1,978
Carry forward general activity (UDA)	0
19/20 Contracted orthodontic activity (UOA)	0
Carry forward orthodontic activity (UOA)	0
Baseline contract value	£47,678.02

ACCESS*

Patients seen in 24 months	Total	Change since previous quarter
Quarter ending September 2018	712	
Quarter ending December 2018	716	→
Quarter ending March 2019	748	↑
Quarter ending June 2019	763	↑
Quarter ending September 2019	769	→
Variance since September 2018	8.0%	↑



ACTIVITY



Month	2019	2020
April	108	81
May	218	268
June	333	406
July	495	696
August	624	790
September	829	986
October	1,013	
November	1,188	
December	1,282	
January	1,415	
February	1,614	
March	1,884	
April	2,003	
May	2,003	
June	2,003	

QUALITY

	Quantity	Base Number	Contract	AT	Region	England
% of FP17s for the same patient ID Re-attending within 3 months - Children	54	422	12.8%	9.2%	10.8%	11.5%
% of FP17s for the same patient ID Re-attending within 3 months - Adults	10	251	4.0%	14.8%	15.2%	15.4%
% of FP17s for the same patient ID Re-attending between 3 & 9 months - Children	307	422	72.7%	61.5%	62.2%	59.7%
% of FP17s for the same patient ID Re-attending between 3 & 9 months - Adults	183	251	72.9%	52.4%	52.9%	51.7%
% of FP17s for Band 1 Urgent Courses	3	603	0.5%	9.3%	9.7%	9.2%
% of FP17s Relating to Free Repair or Replacements	0	603	0.0%	0.5%	0.6%	0.7%
% of FP17s Relating to Continuations	0	603	0.0%	0.7%	0.7%	0.8%
% of Patients satisfied with the dentistry they have received	0	0	N/A	93.6%	93.6%	93.5%
% of Patients satisfied with the time they had to wait for an appointment	0	0	N/A	88.5%	86.3%	87.4%

* This is based on patients treated on this contract for their most recent course of treatment. Figures in italics indicate the base number of FP17s or Patient Questionnaire responses are less than 100. N/A is shown where the base number of responses is less than 10 during the period. % is calculated as Quantity/Base number*100

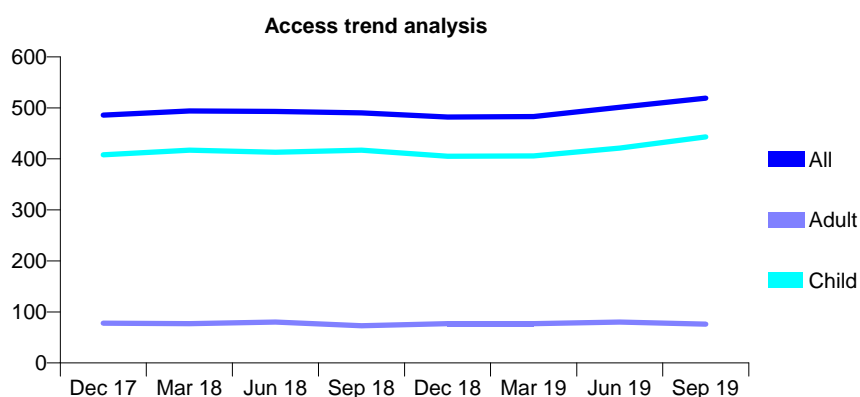
Q68 - Vital Signs At a Glance Contract Report for 688746/0001 - September 2019

Name or company name	MR G KHEDUN
Contract type name	GDS Contract
Purpose of contract	General
Contract start date	18/09/2008
Contract end date	

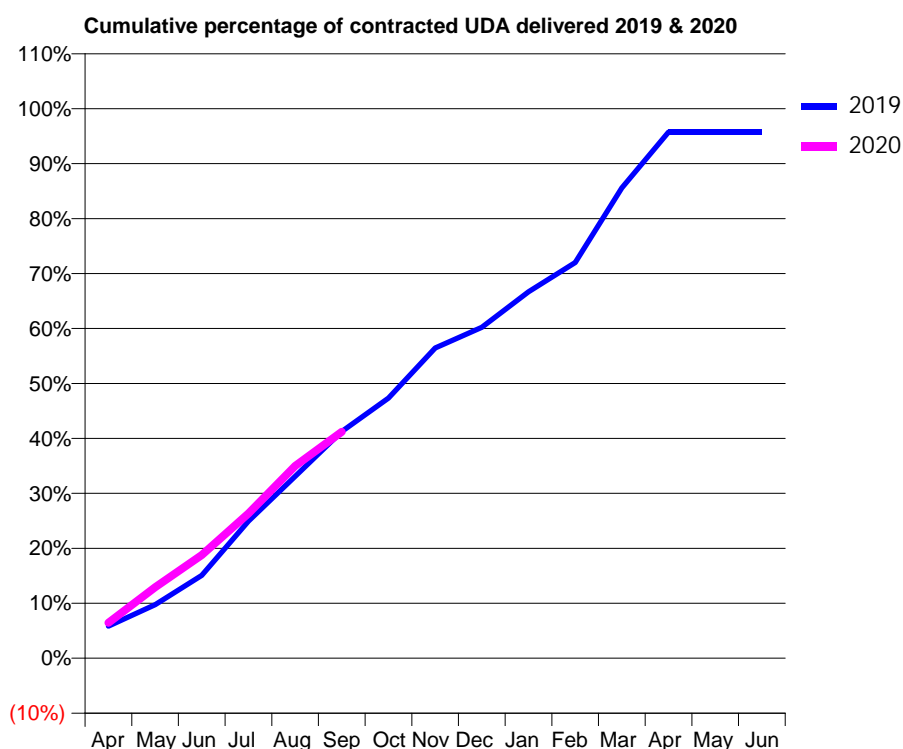
19/20 Contracted general activity (UDA)	822
Carry forward general activity (UDA)	0
19/20 Contracted orthodontic activity (UOA)	0
Carry forward orthodontic activity (UOA)	0
Baseline contract value	£19,614.46

ACCESS*

Patients seen in 24 months	Total	Change since previous quarter
Quarter ending September 2018	490	
Quarter ending December 2018	482	↓
Quarter ending March 2019	483	→
Quarter ending June 2019	501	↑
Quarter ending September 2019	519	↑
Variance since September 2018	5.9%	↑



ACTIVITY



Month	2019	2020
April	48	53
May	80	106
June	124	154
July	205	217
August	272	288
September	339	339
October	389	
November	464	
December	495	
January	548	
February	592	
March	703	
April	787	
May	787	
June	787	

QUALITY

	Quantity	Base Number	Contract	AT	Region	England
% of FP17s for the same patient ID Re-attending within 3 months - Children	16	332	4.8%	9.2%	10.8%	11.5%
% of FP17s for the same patient ID Re-attending within 3 months - Adults	1	21	4.8%	14.8%	15.2%	15.4%
% of FP17s for the same patient ID Re-attending between 3 & 9 months - Children	186	332	56.0%	61.5%	62.2%	59.7%
% of FP17s for the same patient ID Re-attending between 3 & 9 months - Adults	10	21	47.6%	52.4%	52.9%	51.7%
% of FP17s for Band 1 Urgent Courses	3	288	1.0%	9.3%	9.7%	9.2%
% of FP17s Relating to Free Repair or Replacements	0	288	0.0%	0.5%	0.6%	0.7%
% of FP17s Relating to Continuations	0	288	0.0%	0.7%	0.7%	0.8%
% of Patients satisfied with the dentistry they have received	0	0	N/A	93.6%	93.6%	93.5%
% of Patients satisfied with the time they had to wait for an appointment	0	0	N/A	88.5%	86.3%	87.4%

* This is based on patients treated on this contract for their most recent course of treatment.

Figures in italics indicate the base number of FP17s or Patient Questionnaire responses are less than 100. N/A is shown where the base number of responses is less than 10 during the period. % is calculated as Quantity/Base number*100

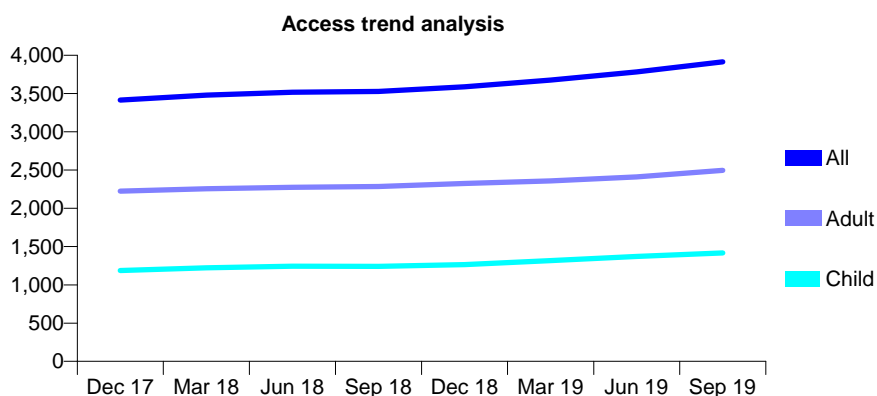
Q68 - Vital Signs At a Glance Contract Report for 689416/0002 - September 2019

Name or company name	MR MB PATEL
Contract type name	GDS Contract
Purpose of contract	General
Contract start date	19/09/2008
Contract end date	

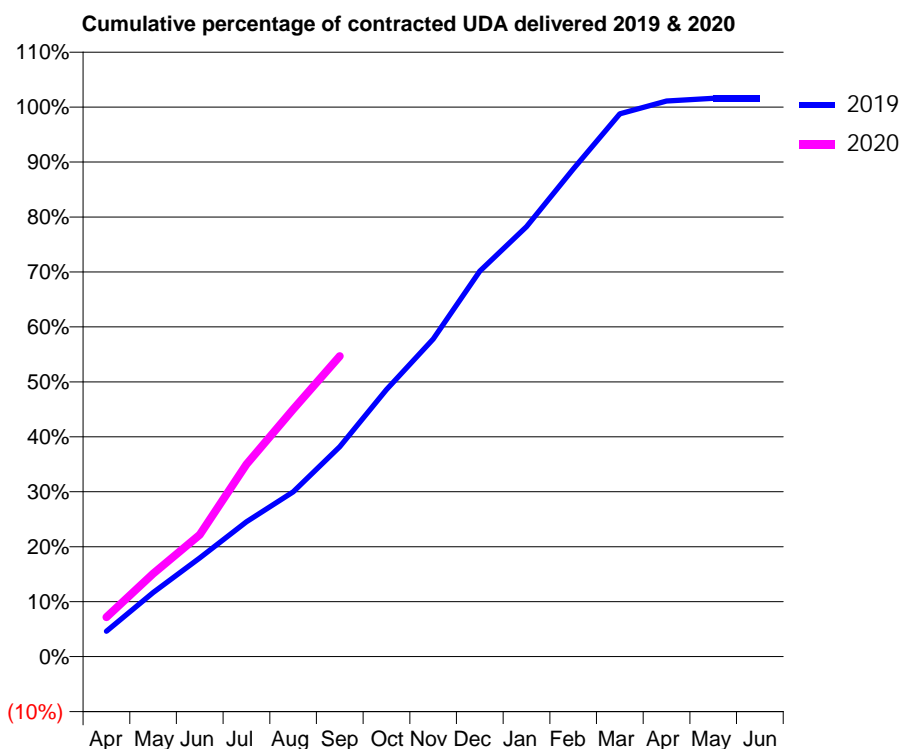
19/20 Contracted general activity (UDA)	9,500
Carry forward general activity (UDA)	0
19/20 Contracted orthodontic activity (UOA)	0
Carry forward orthodontic activity (UOA)	0
Baseline contract value	£250,870.70

ACCESS*

Patients seen in 24 months	Total	Change since previous quarter
Quarter ending September 2018	3,526	
Quarter ending December 2018	3,588	→
Quarter ending March 2019	3,675	↑
Quarter ending June 2019	3,783	↑
Quarter ending September 2019	3,913	↑
Variance since September 2018	11.0%	↑



ACTIVITY



Month	Adjusted Scheduled Activity (UDA)	
	2019	2020
April	439	682
May	1,109	1,434
June	1,708	2,106
July	2,332	3,326
August	2,848	4,276
September	3,628	5,194
October	4,617	
November	5,491	
December	6,663	
January	7,432	
February	8,429	
March	9,385	
April	9,604	
May	9,651	
June	9,651	

QUALITY

	Quantity	Base Number	Contract	AT	Region	England
% of FP17s for the same patient ID Re-attending within 3 months - Children	57	1,097	5.2%	9.2%	10.8%	11.5%
% of FP17s for the same patient ID Re-attending within 3 months - Adults	135	1,394	9.7%	14.8%	15.2%	15.4%
% of FP17s for the same patient ID Re-attending between 3 & 9 months - Children	607	1,097	55.3%	61.5%	62.2%	59.7%
% of FP17s for the same patient ID Re-attending between 3 & 9 months - Adults	588	1,394	42.2%	52.4%	52.9%	51.7%
% of FP17s for Band 1 Urgent Courses	157	2,343	6.7%	9.3%	9.7%	9.2%
% of FP17s Relating to Free Repair or Replacements	8	2,343	0.3%	0.5%	0.6%	0.7%
% of FP17s Relating to Continuations	8	2,343	0.3%	0.7%	0.7%	0.8%
% of Patients satisfied with the dentistry they have received	0	0	N/A	93.6%	93.6%	93.5%
% of Patients satisfied with the time they had to wait for an appointment	0	0	N/A	88.5%	86.3%	87.4%

* This is based on patients treated on this contract for their most recent course of treatment. Figures in italics indicate the base number of FP17s or Patient Questionnaire responses are less than 100. N/A is shown where the base number of responses is less than 10 during the period. % is calculated as Quantity/Base number*100

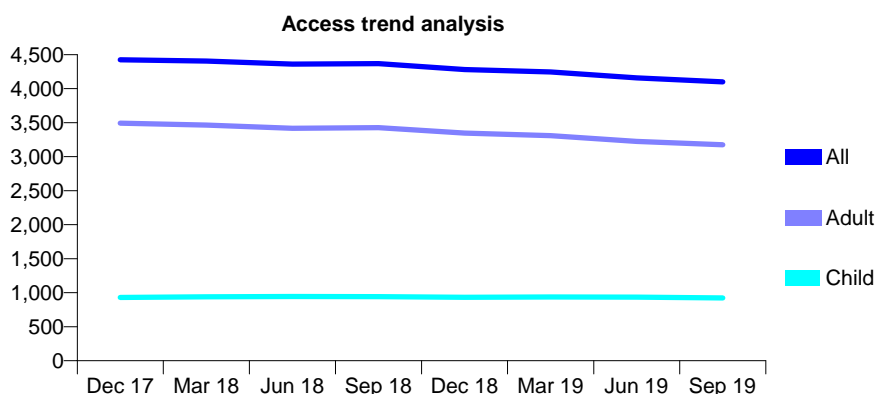
Q68 - Vital Signs At a Glance Contract Report for 692026/0001 - September 2019

Name or company name	MR LE TOLEFE
Contract type name	GDS Contract
Purpose of contract	General
Contract start date	07/09/2007
Contract end date	

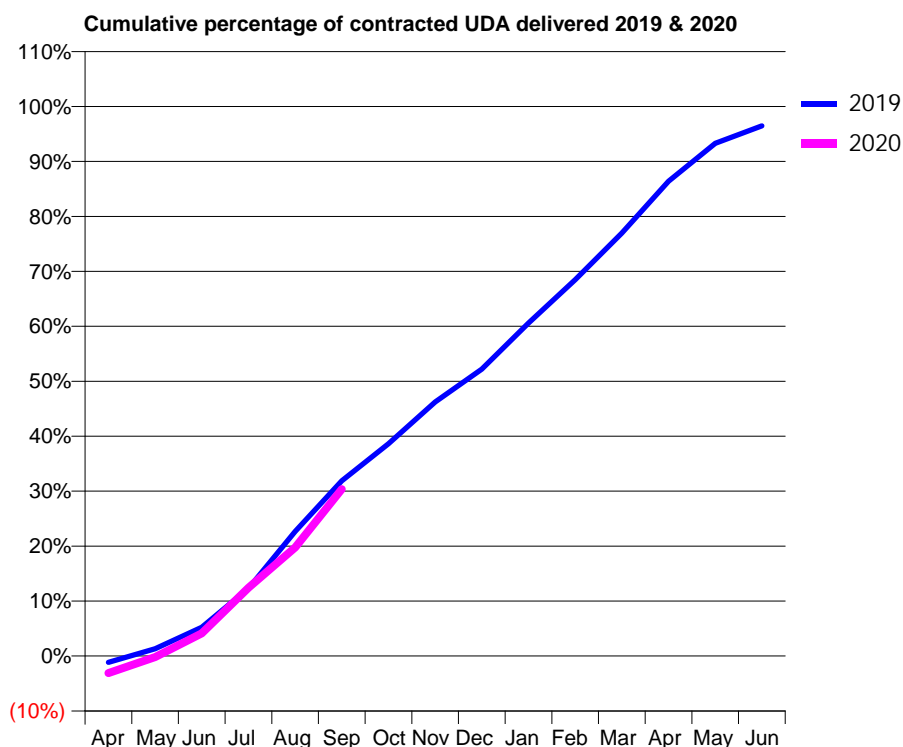
19/20 Contracted general activity (UDA)	11,800
Carry forward general activity (UDA)	416
19/20 Contracted orthodontic activity (UOA)	0
Carry forward orthodontic activity (UOA)	0
Baseline contract value	£301,283.62

ACCESS*

Patients seen in 24 months	Total	Change since previous quarter
Quarter ending September 2018	4,368	
Quarter ending December 2018	4,281	↓
Quarter ending March 2019	4,246	→
Quarter ending June 2019	4,159	↓
Quarter ending September 2019	4,100	↓
Variance since September 2018	(6.1%)	↓



ACTIVITY



Month	Adjusted Scheduled Activity (UDA)	
	2019	2020
April	-140	-367
May	157	-23
June	616	484
July	1,453	1,467
August	2,675	2,333
September	3,762	3,583
October	4,557	
November	5,457	
December	6,160	
January	7,149	
February	8,081	
March	9,082	
April	10,193	
May	11,009	
June	11,384	

QUALITY

	Quantity	Base Number	Contract	AT	Region	England
% of FP17s for the same patient ID Re-attending within 3 months - Children	39	671	5.8%	9.2%	10.8%	11.5%
% of FP17s for the same patient ID Re-attending within 3 months - Adults	333	2,687	12.4%	14.8%	15.2%	15.4%
% of FP17s for the same patient ID Re-attending between 3 & 9 months - Children	388	671	57.8%	61.5%	62.2%	59.7%
% of FP17s for the same patient ID Re-attending between 3 & 9 months - Adults	1,721	2,687	64.0%	52.4%	52.9%	51.7%
% of FP17s for Band 1 Urgent Courses	86	2,068	4.2%	9.3%	9.7%	9.2%
% of FP17s Relating to Free Repair or Replacements	8	2,068	0.4%	0.5%	0.6%	0.7%
% of FP17s Relating to Continuations	16	2,068	0.8%	0.7%	0.7%	0.8%
% of Patients satisfied with the dentistry they have received	3	3	N/A	93.6%	93.6%	93.5%
% of Patients satisfied with the time they had to wait for an appointment	3	3	N/A	88.5%	86.3%	87.4%

* This is based on patients treated on this contract for their most recent course of treatment. Figures in italics indicate the base number of FP17s or Patient Questionnaire responses are less than 100. N/A is shown where the base number of responses is less than 10 during the period. % is calculated as Quantity/Base number*100

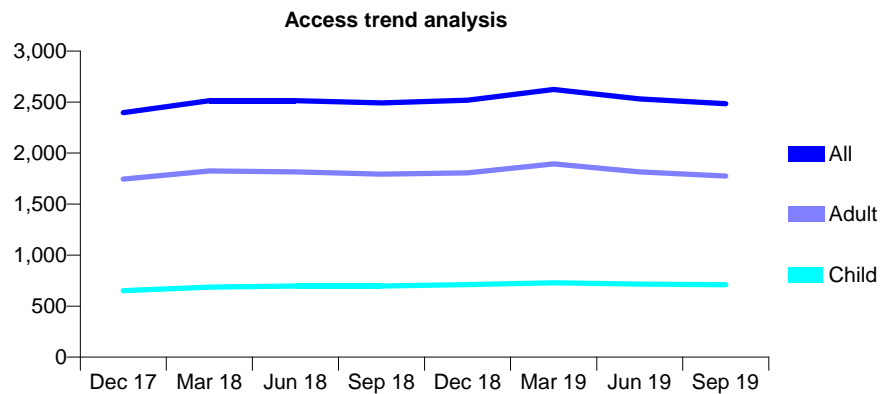
Q68 - Vital Signs At a Glance Contract Report for 694967/0001 - September 2019

Name or company name	MR ND MAHANI
Contract type name	GDS Contract
Purpose of contract	General
Contract start date	01/07/2008
Contract end date	

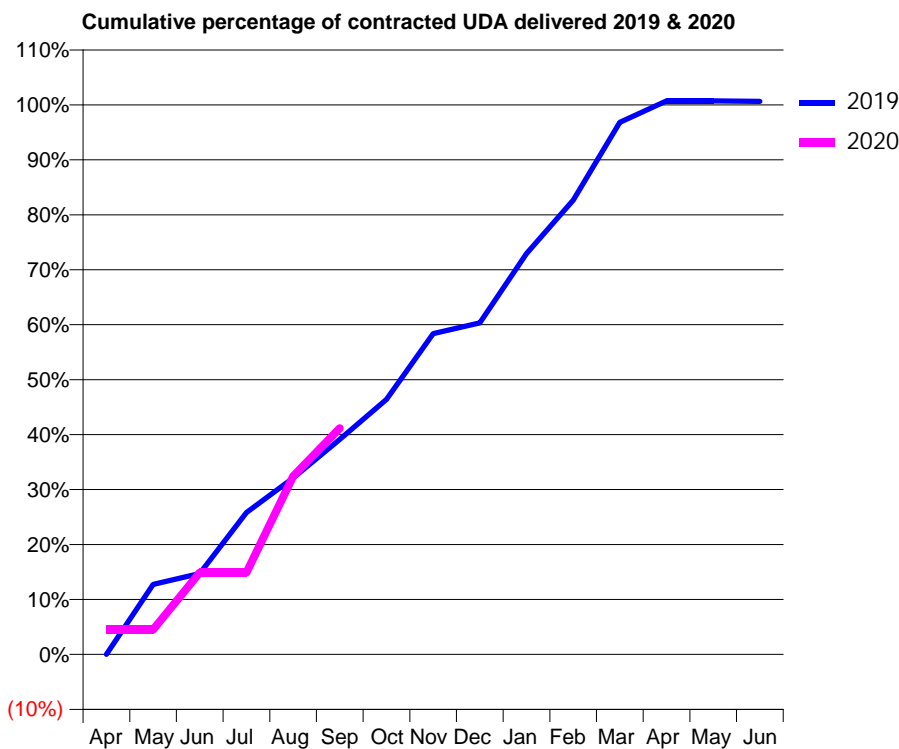
19/20 Contracted general activity (UDA)	5,878
Carry forward general activity (UDA)	0
19/20 Contracted orthodontic activity (UOA)	0
Carry forward orthodontic activity (UOA)	0
Baseline contract value	£152,724.79

ACCESS*

Patients seen in 24 months	Total	Change since previous quarter
Quarter ending September 2018	2,492	
Quarter ending December 2018	2,518	→
Quarter ending March 2019	2,623	↑
Quarter ending June 2019	2,532	↓
Quarter ending September 2019	2,484	↓
Variance since September 2018	(0.3%)	→



ACTIVITY



Month	Adjusted Scheduled Activity (UDA)	
	2019	2020
April	0	266
May	749	266
June	866	876
July	1,518	876
August	1,888	1,906
September	2,301	2,420
October	2,728	
November	3,431	
December	3,545	
January	4,287	
February	4,859	
March	5,691	
April	5,920	
May	5,920	
June	5,914	

QUALITY

	Quantity	Base Number	Contract	AT	Region	England
% of FP17s for the same patient ID Re-attending within 3 months - Children	22	537	4.1%	9.2%	10.8%	11.5%
% of FP17s for the same patient ID Re-attending within 3 months - Adults	130	1,124	11.6%	14.8%	15.2%	15.4%
% of FP17s for the same patient ID Re-attending between 3 & 9 months - Children	409	537	76.2%	61.5%	62.2%	59.7%
% of FP17s for the same patient ID Re-attending between 3 & 9 months - Adults	765	1,124	68.1%	52.4%	52.9%	51.7%
% of FP17s for Band 1 Urgent Courses	122	1,533	8.0%	9.3%	9.7%	9.2%
% of FP17s Relating to Free Repair or Replacements	6	1,533	0.4%	0.5%	0.6%	0.7%
% of FP17s Relating to Continuations	3	1,533	0.2%	0.7%	0.7%	0.8%
% of Patients satisfied with the dentistry they have received	0	0	N/A	93.6%	93.6%	93.5%
% of Patients satisfied with the time they had to wait for an appointment	0	0	N/A	88.5%	86.3%	87.4%

* This is based on patients treated on this contract for their most recent course of treatment. Figures in italics indicate the base number of FP17s or Patient Questionnaire responses are less than 100. N/A is shown where the base number of responses is less than 10 during the period. % is calculated as Quantity/Base number*100

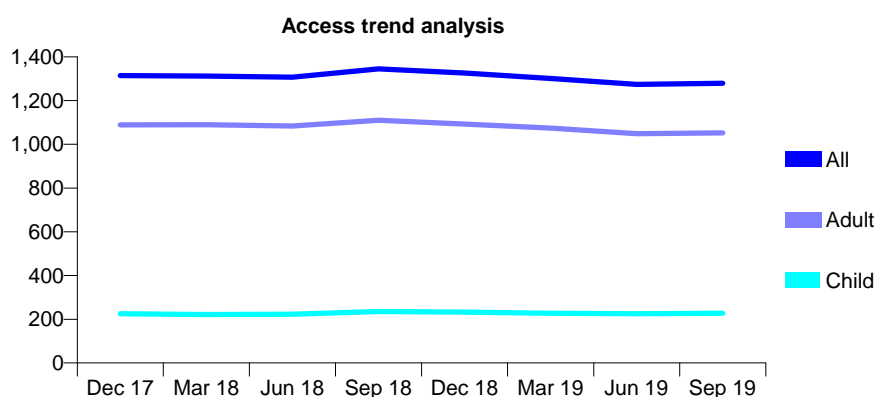
Q68 - Vital Signs At a Glance Contract Report for 695084/0002 - September 2019

Name or company name	MS JJ WOJTASIEWICZ-SKOLMOWSKA
Contract type name	GDS Contract
Purpose of contract	General
Contract start date	01/04/2008
Contract end date	

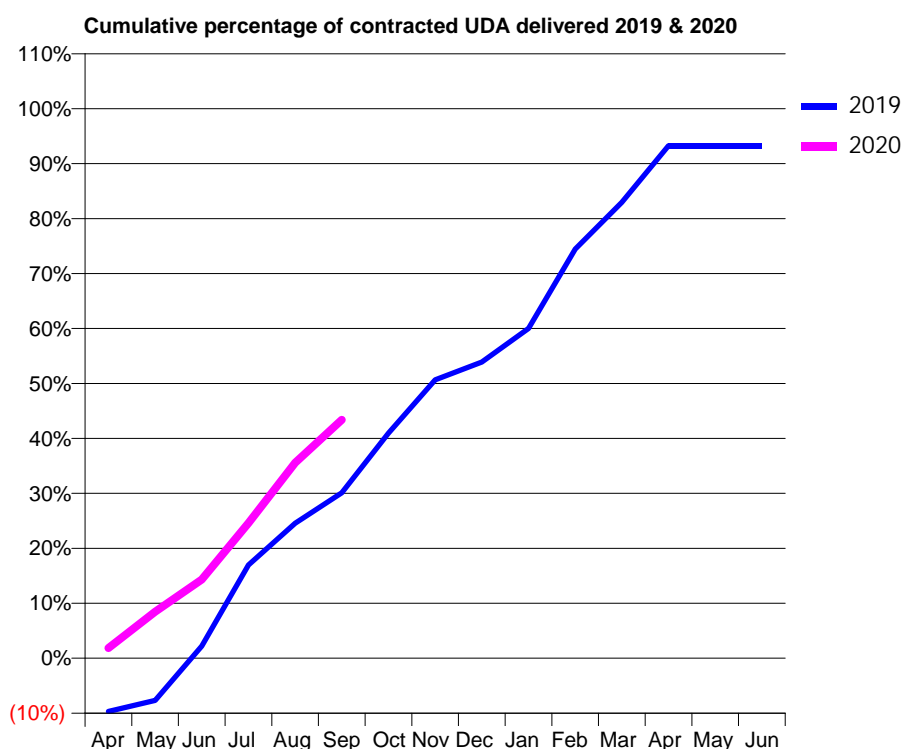
19/20 Contracted general activity (UDA)	6,029
Carry forward general activity (UDA)	0
19/20 Contracted orthodontic activity (UOA)	0
Carry forward orthodontic activity (UOA)	0
Baseline contract value	£140,646.09

ACCESS*

Patients seen in 24 months	Total	Change since previous quarter
Quarter ending September 2018	1,345	
Quarter ending December 2018	1,326	↓
Quarter ending March 2019	1,301	↓
Quarter ending June 2019	1,274	↓
Quarter ending September 2019	1,279	→
Variance since September 2018	(4.9%)	↓



ACTIVITY



Month	2019	2020
April	-585	112
May	-465	509
June	132	863
July	1,024	1,483
August	1,481	2,146
September	1,814	2,616
October	2,468	
November	3,055	
December	3,248	
January	3,618	
February	4,488	
March	5,001	
April	5,623	
May	5,624	
June	5,624	

QUALITY

	Quantity	Base Number	Contract	AT	Region	England
% of FP17s for the same patient ID Re-attending within 3 months - Children	16	210	7.6%	9.2%	10.8%	11.5%
% of FP17s for the same patient ID Re-attending within 3 months - Adults	237	1,020	23.2%	14.8%	15.2%	15.4%
% of FP17s for the same patient ID Re-attending between 3 & 9 months - Children	136	210	64.8%	61.5%	62.2%	59.7%
% of FP17s for the same patient ID Re-attending between 3 & 9 months - Adults	512	1,020	50.2%	52.4%	52.9%	51.7%
% of FP17s for Band 1 Urgent Courses	158	1,048	15.1%	9.3%	9.7%	9.2%
% of FP17s Relating to Free Repair or Replacements	25	1,048	2.4%	0.5%	0.6%	0.7%
% of FP17s Relating to Continuations	7	1,048	0.7%	0.7%	0.7%	0.8%
% of Patients satisfied with the dentistry they have received	0	0	N/A	93.6%	93.6%	93.5%
% of Patients satisfied with the time they had to wait for an appointment	0	0	N/A	88.5%	86.3%	87.4%

* This is based on patients treated on this contract for their most recent course of treatment.

Figures in italics indicate the base number of FP17s or Patient Questionnaire responses are less than 100. N/A is shown where the base number of responses is less than 10 during the period. % is calculated as Quantity/Base number*100

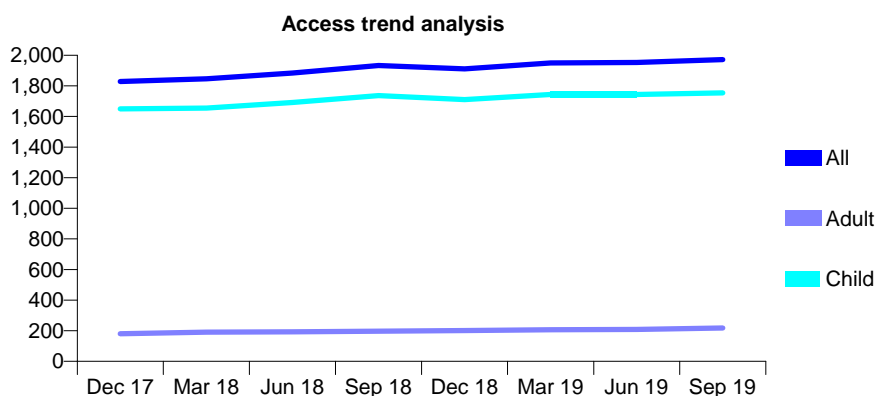
Q68 - Vital Signs At a Glance Contract Report for 723878/0002 - September 2019

Name or company name	MRS JM HATTON
Contract type name	GDS Contract
Purpose of contract	General
Contract start date	01/11/2010
Contract end date	

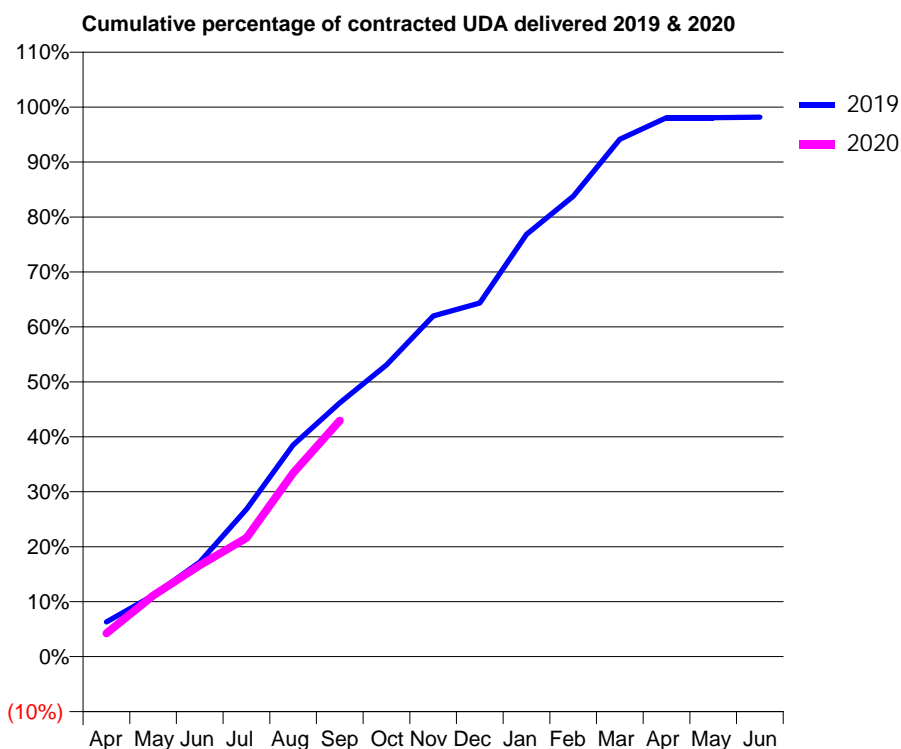
19/20 Contracted general activity (UDA)	4,000
Carry forward general activity (UDA)	74
19/20 Contracted orthodontic activity (UOA)	0
Carry forward orthodontic activity (UOA)	0
Baseline contract value	£92,005.84

ACCESS*

Patients seen in 24 months	Total	Change since previous quarter
Quarter ending September 2018	1,933	
Quarter ending December 2018	1,911	↓
Quarter ending March 2019	1,950	↑
Quarter ending June 2019	1,953	→
Quarter ending September 2019	1,972	→
Variance since September 2018	2.0%	↑



ACTIVITY



Month	Adjusted Scheduled Activity (UDA)	
	2019	2020
April	252	170
May	446	445
June	688	665
July	1,072	863
August	1,541	1,337
September	1,847	1,717
October	2,124	
November	2,480	
December	2,574	
January	3,073	
February	3,350	
March	3,766	
April	3,923	
May	3,923	
June	3,926	

QUALITY

	Quantity	Base Number	Contract	AT	Region	England
% of FP17s for the same patient ID Re-attending within 3 months - Children	107	1,402	7.6%	9.2%	10.8%	11.5%
% of FP17s for the same patient ID Re-attending within 3 months - Adults	13	71	18.3%	14.8%	15.2%	15.4%
% of FP17s for the same patient ID Re-attending between 3 & 9 months - Children	933	1,402	66.5%	61.5%	62.2%	59.7%
% of FP17s for the same patient ID Re-attending between 3 & 9 months - Adults	34	71	47.9%	52.4%	52.9%	51.7%
% of FP17s for Band 1 Urgent Courses	43	1,374	3.1%	9.3%	9.7%	9.2%
% of FP17s Relating to Free Repair or Replacements	0	1,374	0.0%	0.5%	0.6%	0.7%
% of FP17s Relating to Continuations	0	1,374	0.0%	0.7%	0.7%	0.8%
% of Patients satisfied with the dentistry they have received	0	0	N/A	93.6%	93.6%	93.5%
% of Patients satisfied with the time they had to wait for an appointment	0	0	N/A	88.5%	86.3%	87.4%

* This is based on patients treated on this contract for their most recent course of treatment. Figures in italics indicate the base number of FP17s or Patient Questionnaire responses are less than 100. N/A is shown where the base number of responses is less than 10 during the period. % is calculated as Quantity/Base number*100

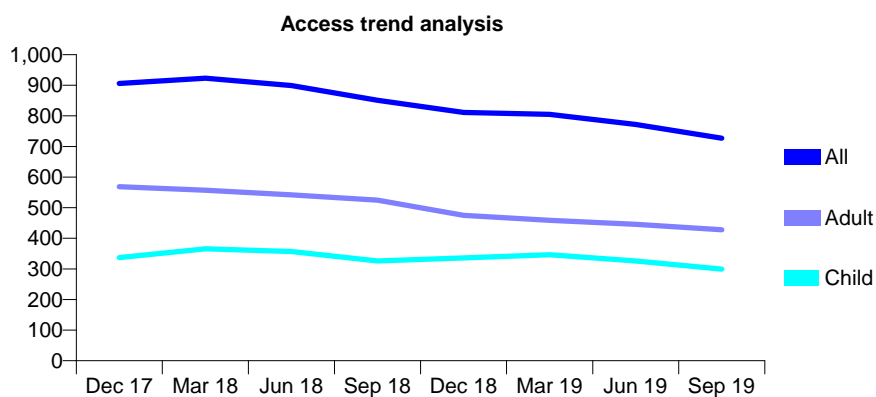
Q68 - Vital Signs At a Glance Contract Report for 725188/0001 - September 2019

Name or company name	White House Dental Partnership
Contract type name	GDS Contract
Purpose of contract	General
Contract start date	01/04/2006
Contract end date	

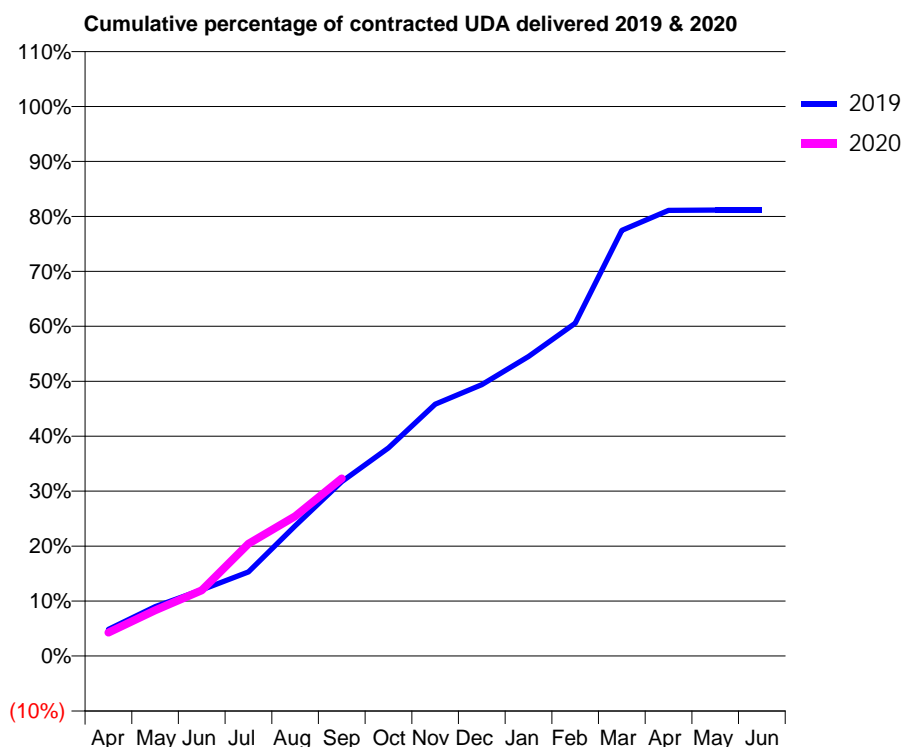
19/20 Contracted general activity (UDA)	2,186
Carry forward general activity (UDA)	0
19/20 Contracted orthodontic activity (UOA)	0
Carry forward orthodontic activity (UOA)	0
Baseline contract value	£51,916.01

ACCESS*

Patients seen in 24 months	Total	Change since previous quarter
Quarter ending September 2018	851	
Quarter ending December 2018	811	↓
Quarter ending March 2019	805	→
Quarter ending June 2019	772	↓
Quarter ending September 2019	727	↓
Variance since September 2018	(14.6%)	↓



ACTIVITY



Month	Adjusted Scheduled Activity (UDA)	
	2019	2020
April	106	93
May	196	182
June	263	261
July	335	447
August	518	556
September	693	706
October	828	
November	1,002	
December	1,079	
January	1,192	
February	1,324	
March	1,693	
April	1,772	
May	1,773	
June	1,773	

QUALITY

	Quantity	Base Number	Contract	AT	Region	England
% of FP17s for the same patient ID Re-attending within 3 months - Children	21	211	10.0%	9.2%	10.8%	11.5%
% of FP17s for the same patient ID Re-attending within 3 months - Adults	20	209	9.6%	14.8%	15.2%	15.4%
% of FP17s for the same patient ID Re-attending between 3 & 9 months - Children	125	211	59.2%	61.5%	62.2%	59.7%
% of FP17s for the same patient ID Re-attending between 3 & 9 months - Adults	132	209	63.2%	52.4%	52.9%	51.7%
% of FP17s for Band 1 Urgent Courses	27	379	7.1%	9.3%	9.7%	9.2%
% of FP17s Relating to Free Repair or Replacements	1	379	0.3%	0.5%	0.6%	0.7%
% of FP17s Relating to Continuations	3	379	0.8%	0.7%	0.7%	0.8%
% of Patients satisfied with the dentistry they have received	0	0	N/A	93.6%	93.6%	93.5%
% of Patients satisfied with the time they had to wait for an appointment	0	0	N/A	88.5%	86.3%	87.4%

* This is based on patients treated on this contract for their most recent course of treatment. Figures in italics indicate the base number of FP17s or Patient Questionnaire responses are less than 100. N/A is shown where the base number of responses is less than 10 during the period. % is calculated as Quantity/Base number*100

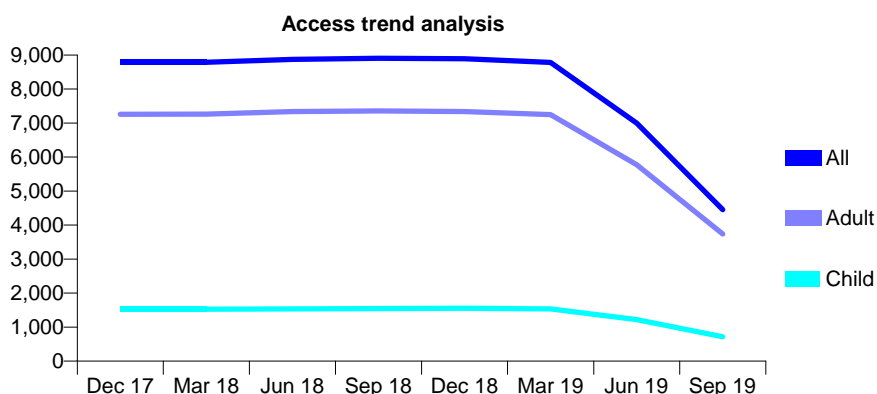
Q68 - Vital Signs At a Glance Contract Report for 725536/0001 - September 2019

Name or company name	Manochehr Soltan
Contract type name	GDS Contract
Purpose of contract	General
Contract start date	01/04/2007
Contract end date	30/04/2019

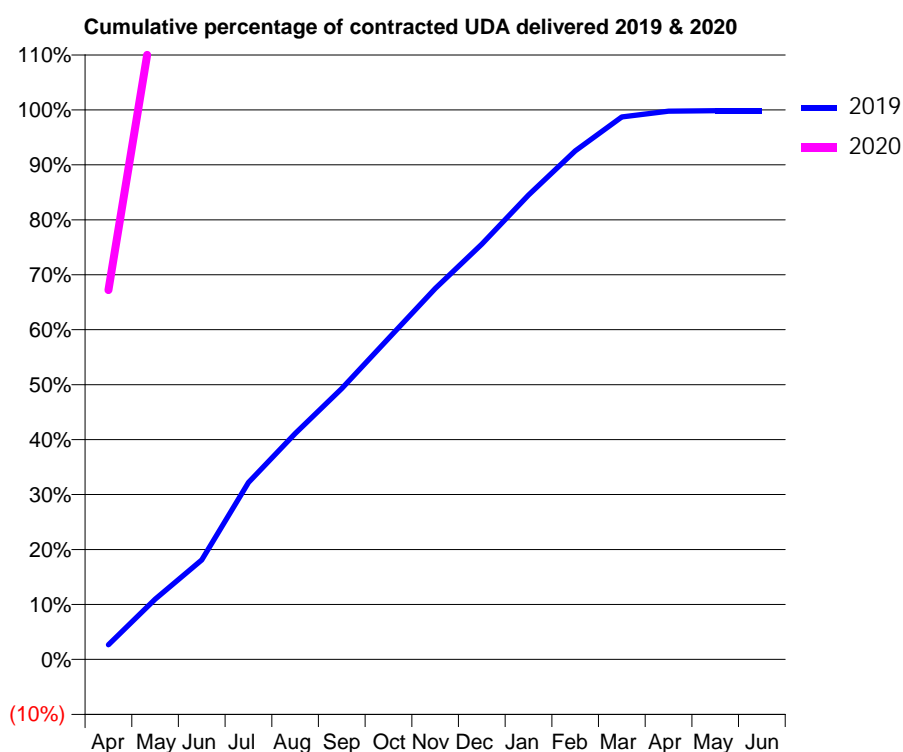
19/20 Contracted general activity (UDA)	2,043
Carry forward general activity (UDA)	0
19/20 Contracted orthodontic activity (UOA)	0
Carry forward orthodontic activity (UOA)	0
Baseline contract value	£47,254.07

ACCESS*

Patients seen in 24 months	Total	Change since previous quarter
Quarter ending September 2018	8,906	
Quarter ending December 2018	8,894	→
Quarter ending March 2019	8,784	↓
Quarter ending June 2019	7,000	↓
Quarter ending September 2019	4,452	↓
Variance since September 2018	(50.0%)	↓



ACTIVITY



Month	2019	2020
April	649	1,373
May	2,695	2,427
June	4,440	2,620
July	7,894	2,789
August	10,080	2,815
September	12,089	2,822
October	14,318	
November	16,553	
December	18,524	
January	20,722	
February	22,693	
March	24,200	
April	24,461	
May	24,485	
June	24,482	

QUALITY

	Quantity	Base Number	Contract	AT	Region	England
% of FP17s for the same patient ID Re-attending within 3 months - Children	23	278	8.3%	9.2%	10.8%	11.5%
% of FP17s for the same patient ID Re-attending within 3 months - Adults	153	1,208	12.7%	14.8%	15.2%	15.4%
% of FP17s for the same patient ID Re-attending between 3 & 9 months - Children	155	278	55.8%	61.5%	62.2%	59.7%
% of FP17s for the same patient ID Re-attending between 3 & 9 months - Adults	702	1,208	58.1%	52.4%	52.9%	51.7%
% of FP17s for Band 1 Urgent Courses	133	1,366	9.7%	9.3%	9.7%	9.2%
% of FP17s Relating to Free Repair or Replacements	12	1,366	0.9%	0.5%	0.6%	0.7%
% of FP17s Relating to Continuations	5	1,366	0.4%	0.7%	0.7%	0.8%
% of Patients satisfied with the dentistry they have received	3	3	N/A	93.6%	93.6%	93.5%
% of Patients satisfied with the time they had to wait for an appointment	3	3	N/A	88.5%	86.3%	87.4%

* This is based on patients treated on this contract for their most recent course of treatment. Figures in italics indicate the base number of FP17s or Patient Questionnaire responses are less than 100. N/A is shown where the base number of responses is less than 10 during the period. % is calculated as Quantity/Base number*100

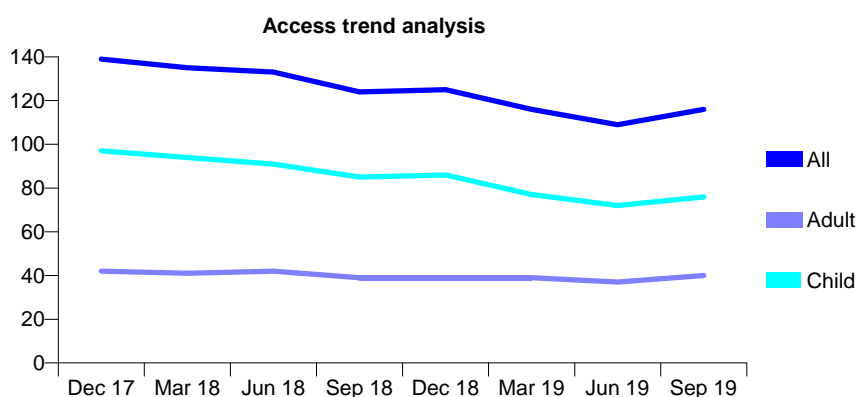
Q68 - Vital Signs At a Glance Contract Report for 729175/0004 - September 2019

Name or company name	Saner Murray Partnership
Contract type name	GDS Contract
Purpose of contract	General
Contract start date	01/04/2014
Contract end date	

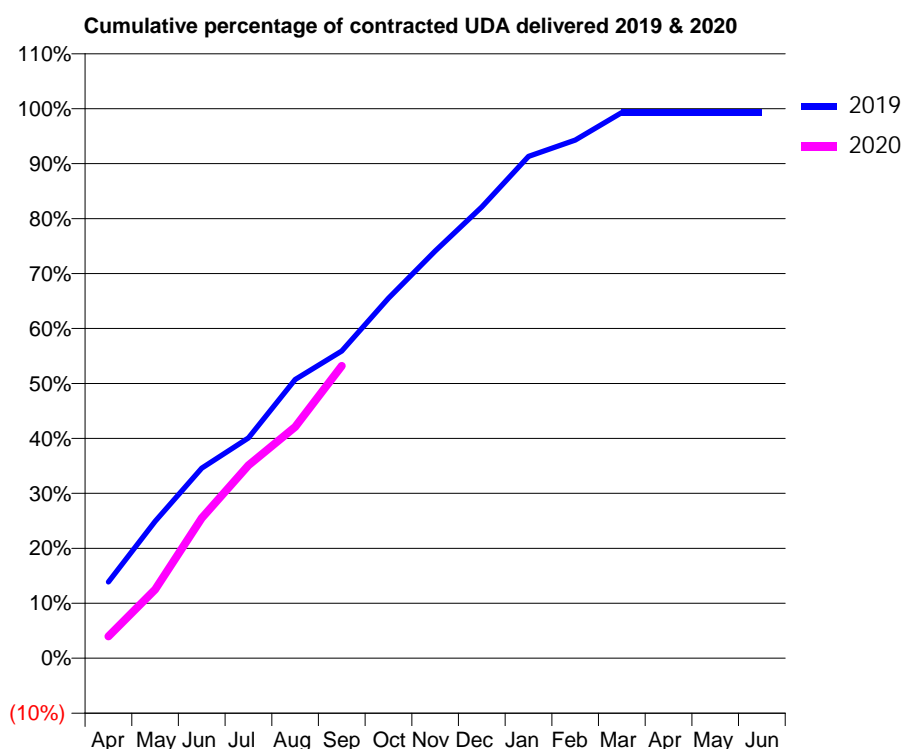
19/20 Contracted general activity (UDA)	200
Carry forward general activity (UDA)	1
19/20 Contracted orthodontic activity (UOA)	0
Carry forward orthodontic activity (UOA)	0
Baseline contract value	£5,297.17

ACCESS*

Patients seen in 24 months	Total	Change since previous quarter
Quarter ending September 2018	124	
Quarter ending December 2018	125	→
Quarter ending March 2019	116	↓
Quarter ending June 2019	109	↓
Quarter ending September 2019	116	↑
Variance since September 2018	(6.5%)	↓



ACTIVITY



Month	2019	2020
April	28	8
May	50	25
June	69	51
July	80	70
August	101	84
September	112	106
October	131	
November	148	
December	164	
January	183	
February	189	
March	199	
April	199	
May	199	
June	199	

QUALITY

	Quantity	Base Number	Contract	AT	Region	England
% of FP17s for the same patient ID Re-attending within 3 months - Children	4	51	7.8%	9.2%	10.8%	11.5%
% of FP17s for the same patient ID Re-attending within 3 months - Adults	0	20	0.0%	14.8%	15.2%	15.4%
% of FP17s for the same patient ID Re-attending between 3 & 9 months - Children	29	51	56.9%	61.5%	62.2%	59.7%
% of FP17s for the same patient ID Re-attending between 3 & 9 months - Adults	10	20	50.0%	52.4%	52.9%	51.7%
% of FP17s for Band 1 Urgent Courses	2	71	2.8%	9.3%	9.7%	9.2%
% of FP17s Relating to Free Repair or Replacements	0	71	0.0%	0.5%	0.6%	0.7%
% of FP17s Relating to Continuations	0	71	0.0%	0.7%	0.7%	0.8%
% of Patients satisfied with the dentistry they have received	0	0	N/A	93.6%	93.6%	93.5%
% of Patients satisfied with the time they had to wait for an appointment	0	0	N/A	88.5%	86.3%	87.4%

* This is based on patients treated on this contract for their most recent course of treatment.

Figures in italics indicate the base number of FP17s or Patient Questionnaire responses are less than 100. N/A is shown where the base number of responses is less than 10 during the period. % is calculated as Quantity/Base number*100

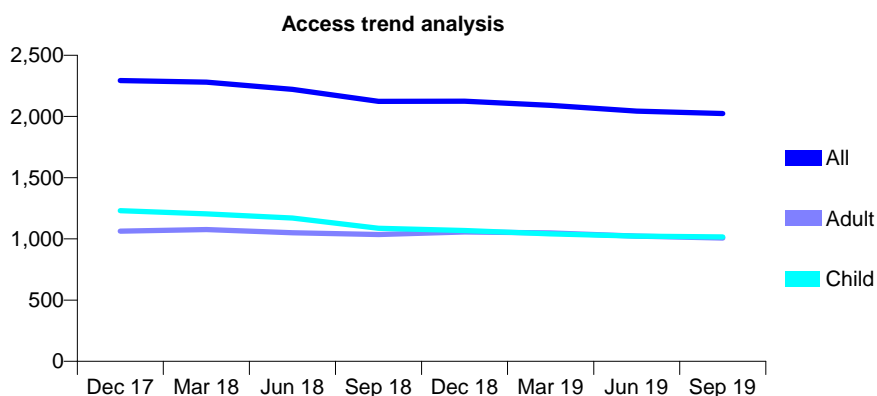
Q68 - Vital Signs At a Glance Contract Report for 729299/0001 - September 2019

Name or company name	MISS MB QUEENAN
Contract type name	GDS Contract
Purpose of contract	General
Contract start date	01/04/2006
Contract end date	

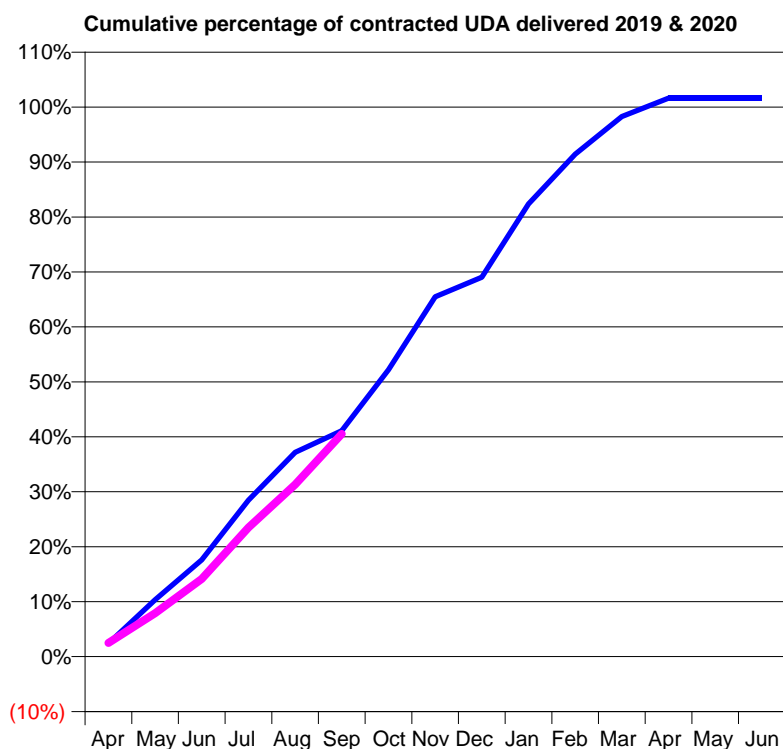
19/20 Contracted general activity (UDA)	4,368
Carry forward general activity (UDA)	0
19/20 Contracted orthodontic activity (UOA)	0
Carry forward orthodontic activity (UOA)	0
Baseline contract value	£100,487.00

ACCESS*

Patients seen in 24 months	Total	Change since previous quarter
Quarter ending September 2018	2,124	
Quarter ending December 2018	2,125	→
Quarter ending March 2019	2,091	↓
Quarter ending June 2019	2,044	↓
Quarter ending September 2019	2,024	→
Variance since September 2018	(4.7%)	↓



ACTIVITY



Month	Adjusted Scheduled Activity (UDA)	
	2019	2020
April	106	108
May	452	346
June	769	618
July	1,244	1,026
August	1,624	1,367
September	1,796	1,770
October	2,281	
November	2,860	
December	3,015	
January	3,598	
February	3,994	
March	4,293	
April	4,438	
May	4,438	
June	4,438	

QUALITY

	Quantity	Base Number	Contract	AT	Region	England
% of FP17s for the same patient ID Re-attending within 3 months - Children	38	744	5.1%	9.2%	10.8%	11.5%
% of FP17s for the same patient ID Re-attending within 3 months - Adults	62	554	11.2%	14.8%	15.2%	15.4%
% of FP17s for the same patient ID Re-attending between 3 & 9 months - Children	459	744	61.7%	61.5%	62.2%	59.7%
% of FP17s for the same patient ID Re-attending between 3 & 9 months - Adults	283	554	51.1%	52.4%	52.9%	51.7%
% of FP17s for Band 1 Urgent Courses	65	1,191	5.5%	9.3%	9.7%	9.2%
% of FP17s Relating to Free Repair or Replacements	0	1,191	0.0%	0.5%	0.6%	0.7%
% of FP17s Relating to Continuations	0	1,191	0.0%	0.7%	0.7%	0.8%
% of Patients satisfied with the dentistry they have received	0	0	N/A	93.6%	93.6%	93.5%
% of Patients satisfied with the time they had to wait for an appointment	0	0	N/A	88.5%	86.3%	87.4%

* This is based on patients treated on this contract for their most recent course of treatment. Figures in italics indicate the base number of FP17s or Patient Questionnaire responses are less than 100. N/A is shown where the base number of responses is less than 10 during the period. % is calculated as Quantity/Base number*100

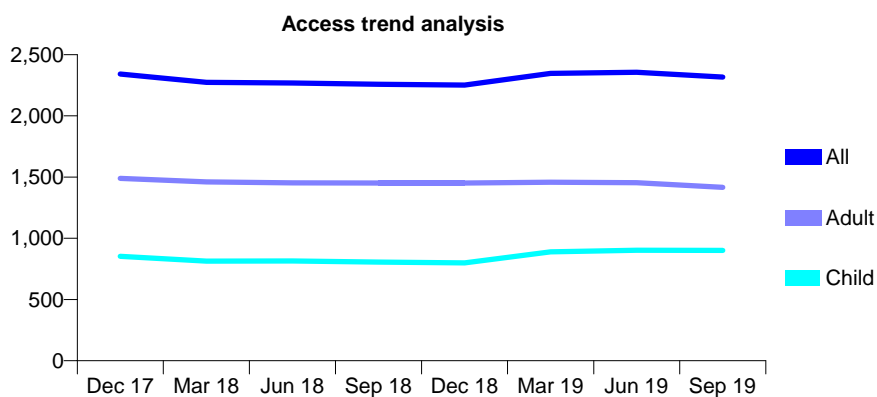
Q68 - Vital Signs At a Glance Contract Report for 729809/0002 - September 2019

Name or company name	Priory House Dental Centre
Contract type name	GDS Contract
Purpose of contract	General
Contract start date	01/04/2011
Contract end date	

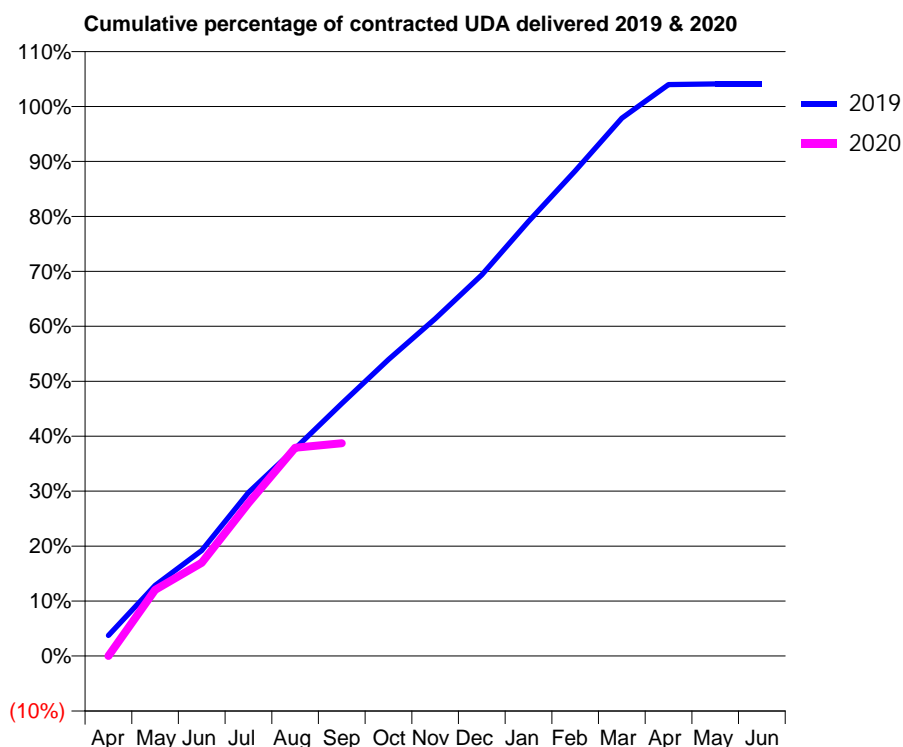
19/20 Contracted general activity (UDA)	5,300
Carry forward general activity (UDA)	0
19/20 Contracted orthodontic activity (UOA)	0
Carry forward orthodontic activity (UOA)	0
Baseline contract value	£135,450.60

ACCESS*

Patients seen in 24 months	Total	Change since previous quarter
Quarter ending September 2018	2,258	
Quarter ending December 2018	2,251	→
Quarter ending March 2019	2,347	↑
Quarter ending June 2019	2,356	→
Quarter ending September 2019	2,318	↓
Variance since September 2018	2.7%	↑



ACTIVITY



Month	Adjusted Scheduled Activity (UDA)	
	2019	2020
April	199	0
May	681	638
June	1,019	900
July	1,577	1,475
August	2,002	2,008
September	2,435	2,052
October	2,859	
November	3,253	
December	3,675	
January	4,191	
February	4,678	
March	5,186	
April	5,510	
May	5,516	
June	5,516	

QUALITY

	Quantity	Base Number	Contract	AT	Region	England
% of FP17s for the same patient ID Re-attending within 3 months - Children	33	589	5.6%	9.2%	10.8%	11.5%
% of FP17s for the same patient ID Re-attending within 3 months - Adults	154	986	15.6%	14.8%	15.2%	15.4%
% of FP17s for the same patient ID Re-attending between 3 & 9 months - Children	371	589	63.0%	61.5%	62.2%	59.7%
% of FP17s for the same patient ID Re-attending between 3 & 9 months - Adults	621	986	63.0%	52.4%	52.9%	51.7%
% of FP17s for Band 1 Urgent Courses	103	1,360	7.6%	9.3%	9.7%	9.2%
% of FP17s Relating to Free Repair or Replacements	6	1,360	0.4%	0.5%	0.6%	0.7%
% of FP17s Relating to Continuations	1	1,360	0.1%	0.7%	0.7%	0.8%
% of Patients satisfied with the dentistry they have received	0	0	N/A	93.6%	93.6%	93.5%
% of Patients satisfied with the time they had to wait for an appointment	0	0	N/A	88.5%	86.3%	87.4%

* This is based on patients treated on this contract for their most recent course of treatment. Figures in italics indicate the base number of FP17s or Patient Questionnaire responses are less than 100. N/A is shown where the base number of responses is less than 10 during the period. % is calculated as Quantity/Base number*100

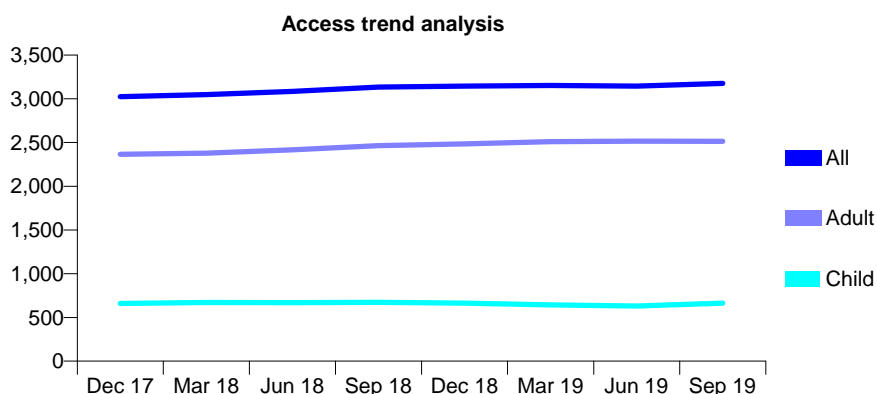
Q68 - Vital Signs At a Glance Contract Report for 732303/0001 - September 2019

Name or company name	MR TM GLYNN
Contract type name	GDS Contract
Purpose of contract	General
Contract start date	31/08/2011
Contract end date	

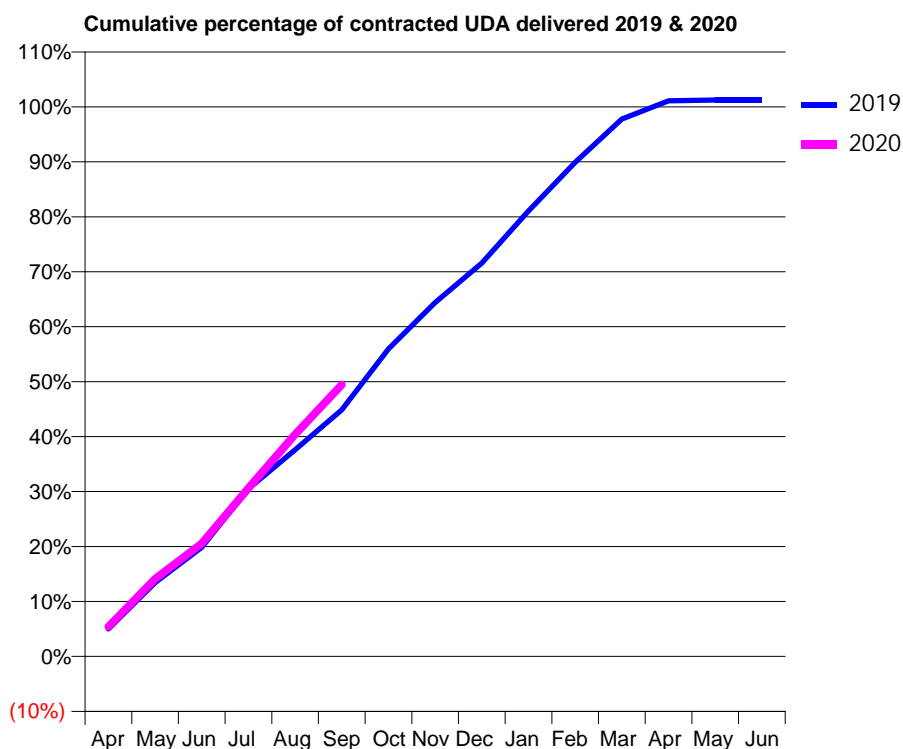
19/20 Contracted general activity (UDA)	7,554
Carry forward general activity (UDA)	0
19/20 Contracted orthodontic activity (UOA)	0
Carry forward orthodontic activity (UOA)	0
Baseline contract value	£184,360.80

ACCESS*

Patients seen in 24 months	Total	Change since previous quarter
Quarter ending September 2018	3,135	
Quarter ending December 2018	3,146	→
Quarter ending March 2019	3,152	→
Quarter ending June 2019	3,146	→
Quarter ending September 2019	3,176	→
Variance since September 2018	1.3%	→



ACTIVITY



Month	2019	2020
April	379	408
May	1,016	1,067
June	1,499	1,551
July	2,306	2,314
August	2,841	3,053
September	3,388	3,735
October	4,229	
November	4,863	
December	5,406	
January	6,123	
February	6,793	
March	7,387	
April	7,638	
May	7,647	
June	7,649	

QUALITY

	Quantity	Base Number	Contract	AT	Region	England
% of FP17s for the same patient ID Re-attending within 3 months - Children	12	450	2.7%	9.2%	10.8%	11.5%
% of FP17s for the same patient ID Re-attending within 3 months - Adults	128	1,652	7.7%	14.8%	15.2%	15.4%
% of FP17s for the same patient ID Re-attending between 3 & 9 months - Children	246	450	54.7%	61.5%	62.2%	59.7%
% of FP17s for the same patient ID Re-attending between 3 & 9 months - Adults	969	1,652	58.7%	52.4%	52.9%	51.7%
% of FP17s for Band 1 Urgent Courses	93	1,970	4.7%	9.3%	9.7%	9.2%
% of FP17s Relating to Free Repair or Replacements	18	1,970	0.9%	0.5%	0.6%	0.7%
% of FP17s Relating to Continuations	0	1,970	0.0%	0.7%	0.7%	0.8%
% of Patients satisfied with the dentistry they have received	1	1	N/A	93.6%	93.6%	93.5%
% of Patients satisfied with the time they had to wait for an appointment	1	1	N/A	88.5%	86.3%	87.4%

* This is based on patients treated on this contract for their most recent course of treatment. Figures in italics indicate the base number of FP17s or Patient Questionnaire responses are less than 100. N/A is shown where the base number of responses is less than 10 during the period. % is calculated as Quantity/Base number*100

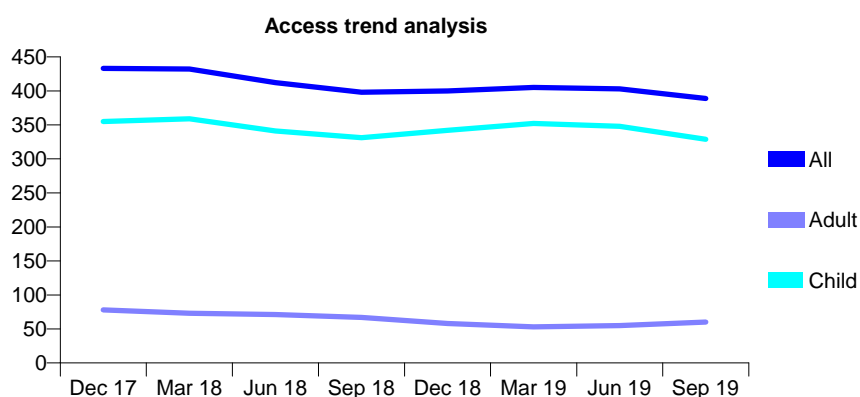
Q68 - Vital Signs At a Glance Contract Report for 739987/0001 - September 2019

Name or company name	MR PJ ELLIS
Contract type name	GDS Contract
Purpose of contract	General
Contract start date	01/04/2006
Contract end date	

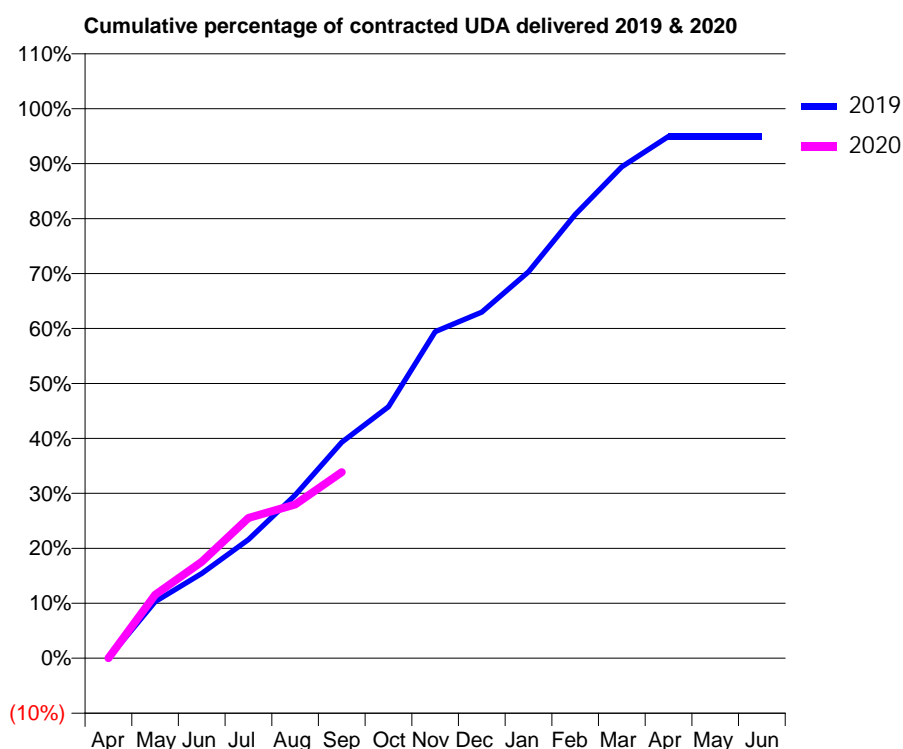
19/20 Contracted general activity (UDA)	750
Carry forward general activity (UDA)	0
19/20 Contracted orthodontic activity (UOA)	0
Carry forward orthodontic activity (UOA)	0
Baseline contract value	£17,250.27

ACCESS*

Patients seen in 24 months	Total	Change since previous quarter
Quarter ending September 2018	398	
Quarter ending December 2018	400	→
Quarter ending March 2019	405	→
Quarter ending June 2019	403	→
Quarter ending September 2019	389	↓
Variance since September 2018	(2.3%)	↓



ACTIVITY



Month	2019	2020
April	0	0
May	77	87
June	116	132
July	162	192
August	223	210
September	295	254
October	343	
November	446	
December	472	
January	527	
February	606	
March	671	
April	712	
May	712	
June	712	

QUALITY

	Quantity	Base Number	Contract	AT	Region	England
% of FP17s for the same patient ID Re-attending within 3 months - Children	5	229	2.2%	9.2%	10.8%	11.5%
% of FP17s for the same patient ID Re-attending within 3 months - Adults	0	8	0.0%	14.8%	15.2%	15.4%
% of FP17s for the same patient ID Re-attending between 3 & 9 months - Children	143	229	62.4%	61.5%	62.2%	59.7%
% of FP17s for the same patient ID Re-attending between 3 & 9 months - Adults	2	8	25.0%	52.4%	52.9%	51.7%
% of FP17s for Band 1 Urgent Courses	15	205	7.3%	9.3%	9.7%	9.2%
% of FP17s Relating to Free Repair or Replacements	0	205	0.0%	0.5%	0.6%	0.7%
% of FP17s Relating to Continuations	0	205	0.0%	0.7%	0.7%	0.8%
% of Patients satisfied with the dentistry they have received	0	0	N/A	93.6%	93.6%	93.5%
% of Patients satisfied with the time they had to wait for an appointment	0	0	N/A	88.5%	86.3%	87.4%

* This is based on patients treated on this contract for their most recent course of treatment.

Figures in italics indicate the base number of FP17s or Patient Questionnaire responses are less than 100. N/A is shown where the base number of responses is less than 10 during the period. % is calculated as Quantity/Base number*100

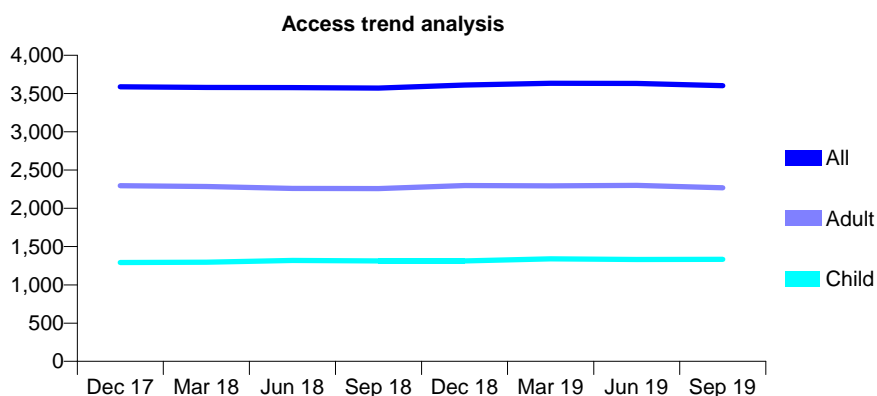
Q68 - Vital Signs At a Glance Contract Report for 740217/0001 - September 2019

Name or company name	Teeth for Life
Contract type name	GDS Contract
Purpose of contract	General
Contract start date	01/04/2006
Contract end date	

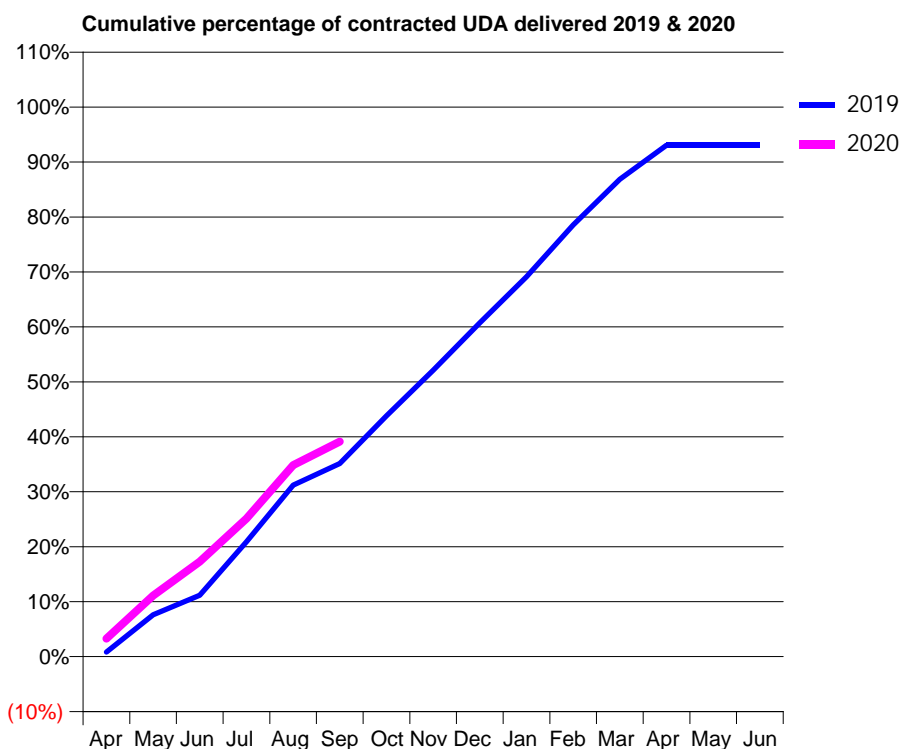
19/20 Contracted general activity (UDA)	7,817
Carry forward general activity (UDA)	0
19/20 Contracted orthodontic activity (UOA)	0
Carry forward orthodontic activity (UOA)	0
Baseline contract value	£218,670.38

ACCESS*

Patients seen in 24 months	Total	Change since previous quarter
Quarter ending September 2018	3,570	
Quarter ending December 2018	3,610	→
Quarter ending March 2019	3,633	→
Quarter ending June 2019	3,631	→
Quarter ending September 2019	3,602	→
Variance since September 2018	0.9%	→



ACTIVITY



Month	Adjusted Scheduled Activity (UDA)	
	2019	2020
April	66	256
May	596	870
June	874	1,352
July	1,634	1,964
August	2,439	2,724
September	2,748	3,058
October	3,425	
November	4,073	
December	4,748	
January	5,403	
February	6,141	
March	6,789	
April	7,273	
May	7,273	
June	7,273	

QUALITY

	Quantity	Base Number	Contract	AT	Region	England
% of FP17s for the same patient ID Re-attending within 3 months - Children	52	961	5.4%	9.2%	10.8%	11.5%
% of FP17s for the same patient ID Re-attending within 3 months - Adults	141	1,337	10.5%	14.8%	15.2%	15.4%
% of FP17s for the same patient ID Re-attending between 3 & 9 months - Children	581	961	60.5%	61.5%	62.2%	59.7%
% of FP17s for the same patient ID Re-attending between 3 & 9 months - Adults	677	1,337	50.6%	52.4%	52.9%	51.7%
% of FP17s for Band 1 Urgent Courses	77	1,661	4.6%	9.3%	9.7%	9.2%
% of FP17s Relating to Free Repair or Replacements	5	1,661	0.3%	0.5%	0.6%	0.7%
% of FP17s Relating to Continuations	6	1,661	0.4%	0.7%	0.7%	0.8%
% of Patients satisfied with the dentistry they have received	0	0	N/A	93.6%	93.6%	93.5%
% of Patients satisfied with the time they had to wait for an appointment	0	0	N/A	88.5%	86.3%	87.4%

* This is based on patients treated on this contract for their most recent course of treatment. Figures in italics indicate the base number of FP17s or Patient Questionnaire responses are less than 100. N/A is shown where the base number of responses is less than 10 during the period. % is calculated as Quantity/Base number*100

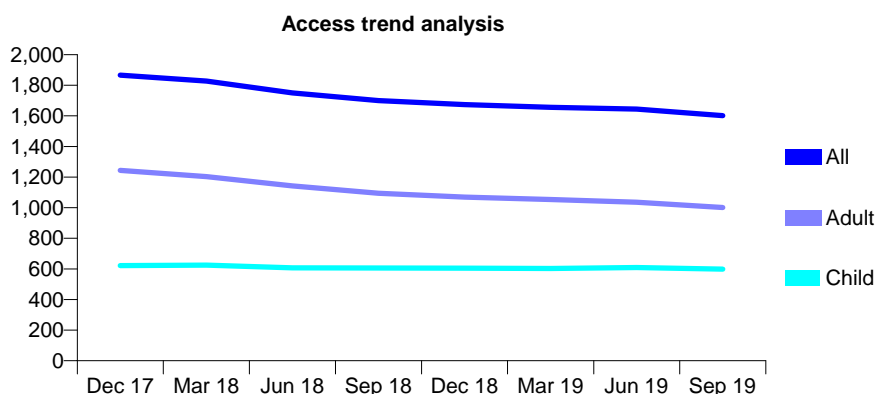
Q68 - Vital Signs At a Glance Contract Report for 741736/0001 - September 2019

Name or company name	Gatehouse Dental Partnership
Contract type name	GDS Contract
Purpose of contract	General
Contract start date	01/04/2006
Contract end date	

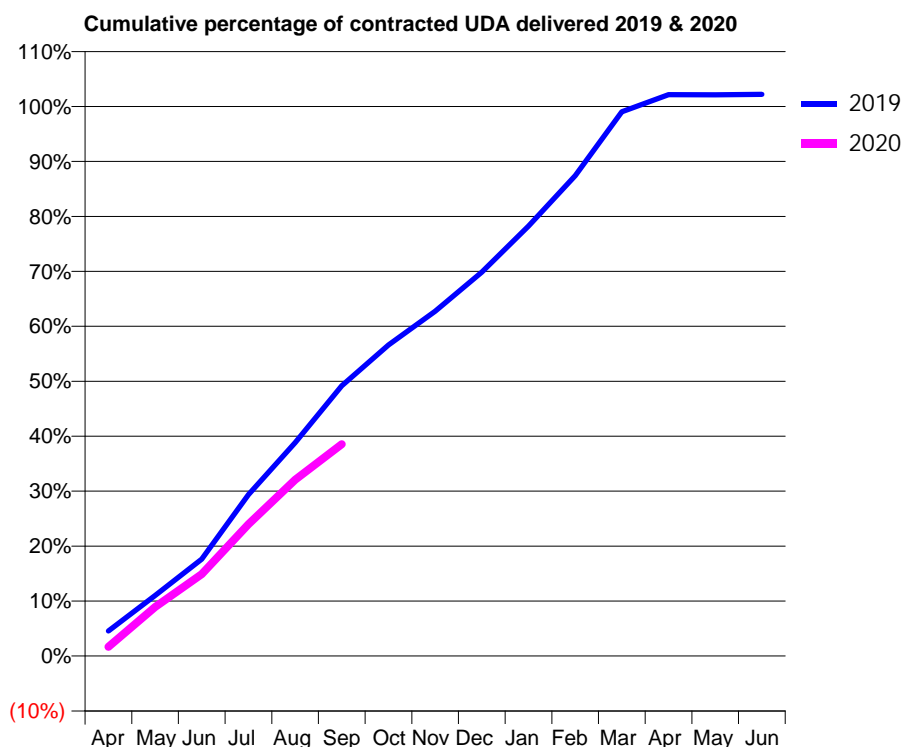
19/20 Contracted general activity (UDA)	5,167
Carry forward general activity (UDA)	0
19/20 Contracted orthodontic activity (UOA)	0
Carry forward orthodontic activity (UOA)	0
Baseline contract value	£144,393.16

ACCESS*

Patients seen in 24 months	Total	Change since previous quarter
Quarter ending September 2018	1,700	
Quarter ending December 2018	1,674	↓
Quarter ending March 2019	1,656	↓
Quarter ending June 2019	1,645	→
Quarter ending September 2019	1,601	↓
Variance since September 2018	(5.8%)	↓



ACTIVITY



Month	Adjusted Scheduled Activity (UDA)	
	2019	2020
April	236	87
May	570	461
June	911	770
July	1,518	1,239
August	2,006	1,656
September	2,541	1,992
October	2,924	
November	3,242	
December	3,609	
January	4,042	
February	4,515	
March	5,117	
April	5,278	
May	5,277	
June	5,280	

QUALITY

	Quantity	Base Number	Contract	AT	Region	England
% of FP17s for the same patient ID Re-attending within 3 months - Children	21	478	4.4%	9.2%	10.8%	11.5%
% of FP17s for the same patient ID Re-attending within 3 months - Adults	60	674	8.9%	14.8%	15.2%	15.4%
% of FP17s for the same patient ID Re-attending between 3 & 9 months - Children	324	478	67.8%	61.5%	62.2%	59.7%
% of FP17s for the same patient ID Re-attending between 3 & 9 months - Adults	479	674	71.1%	52.4%	52.9%	51.7%
% of FP17s for Band 1 Urgent Courses	55	1,096	5.0%	9.3%	9.7%	9.2%
% of FP17s Relating to Free Repair or Replacements	5	1,096	0.5%	0.5%	0.6%	0.7%
% of FP17s Relating to Continuations	6	1,096	0.5%	0.7%	0.7%	0.8%
% of Patients satisfied with the dentistry they have received	0	0	N/A	93.6%	93.6%	93.5%
% of Patients satisfied with the time they had to wait for an appointment	0	0	N/A	88.5%	86.3%	87.4%

* This is based on patients treated on this contract for their most recent course of treatment. Figures in italics indicate the base number of FP17s or Patient Questionnaire responses are less than 100. N/A is shown where the base number of responses is less than 10 during the period. % is calculated as Quantity/Base number*100

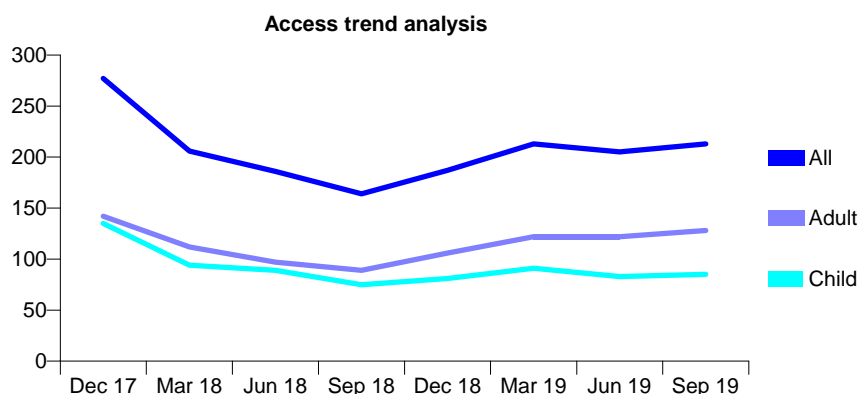
Q68 - Vital Signs At a Glance Contract Report for 742430/0002 - September 2019

Name or company name	Alpha Dental Care
Contract type name	GDS Contract
Purpose of contract	General
Contract start date	04/07/2011
Contract end date	

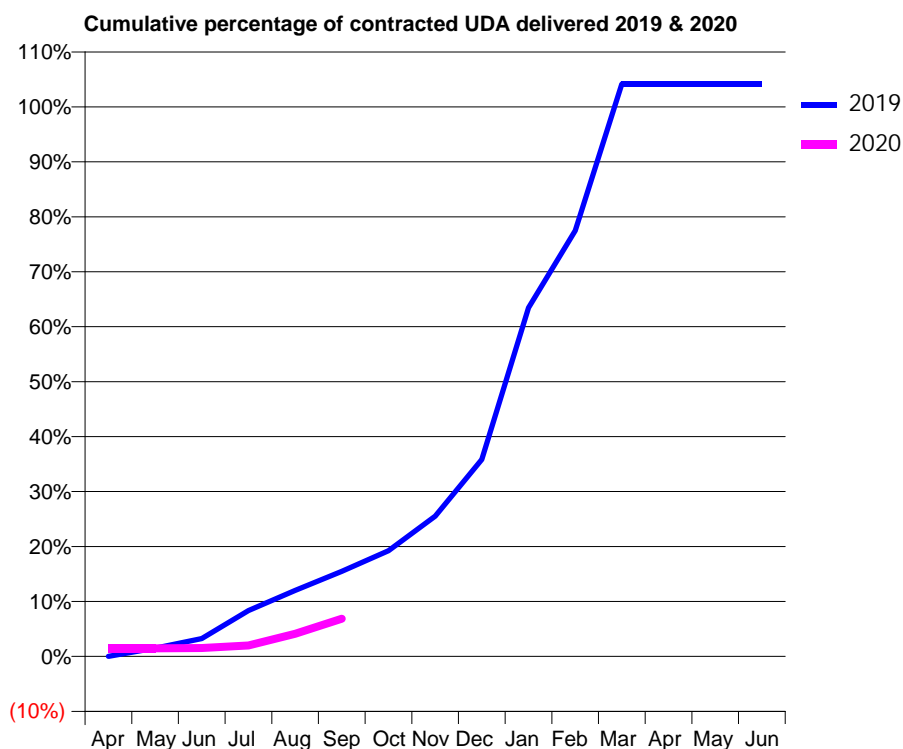
19/20 Contracted general activity (UDA)	1,500
Carry forward general activity (UDA)	0
19/20 Contracted orthodontic activity (UOA)	0
Carry forward orthodontic activity (UOA)	0
Baseline contract value	£33,682.85

ACCESS*

Patients seen in 24 months	Total	Change since previous quarter
Quarter ending September 2018	164	
Quarter ending December 2018	187	↑
Quarter ending March 2019	213	↑
Quarter ending June 2019	205	↓
Quarter ending September 2019	213	↑
Variance since September 2018	29.9%	↑



ACTIVITY



Month	Adjusted Scheduled Activity (UDA)	
	2019	2020
April	0	22
May	22	22
June	49	23
July	125	30
August	180	62
September	232	103
October	289	
November	383	
December	537	
January	952	
February	1,162	
March	1,562	
April	1,562	
May	1,562	
June	1,562	

QUALITY

	Quantity	Base Number	Contract	AT	Region	England
% of FP17s for the same patient ID Re-attending within 3 months - Children	0	21	0.0%	9.2%	10.8%	11.5%
% of FP17s for the same patient ID Re-attending within 3 months - Adults	6	23	26.1%	14.8%	15.2%	15.4%
% of FP17s for the same patient ID Re-attending between 3 & 9 months - Children	10	21	47.6%	61.5%	62.2%	59.7%
% of FP17s for the same patient ID Re-attending between 3 & 9 months - Adults	10	23	43.5%	52.4%	52.9%	51.7%
% of FP17s for Band 1 Urgent Courses	5	45	11.1%	9.3%	9.7%	9.2%
% of FP17s Relating to Free Repair or Replacements	0	45	0.0%	0.5%	0.6%	0.7%
% of FP17s Relating to Continuations	0	45	0.0%	0.7%	0.7%	0.8%
% of Patients satisfied with the dentistry they have received	0	0	N/A	93.6%	93.6%	93.5%
% of Patients satisfied with the time they had to wait for an appointment	0	0	N/A	88.5%	86.3%	87.4%

* This is based on patients treated on this contract for their most recent course of treatment. Figures in italics indicate the base number of FP17s or Patient Questionnaire responses are less than 100. N/A is shown where the base number of responses is less than 10 during the period. % is calculated as Quantity/Base number*100

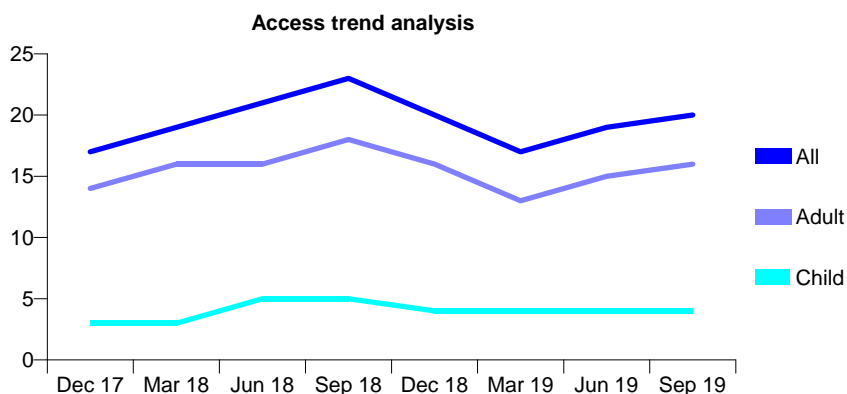
Q68 - Vital Signs At a Glance Contract Report for 745022/0003 - September 2019

Name or company name	MR NH DOUGLAS
Contract type name	GDS Contract
Purpose of contract	General
Contract start date	01/04/2006
Contract end date	

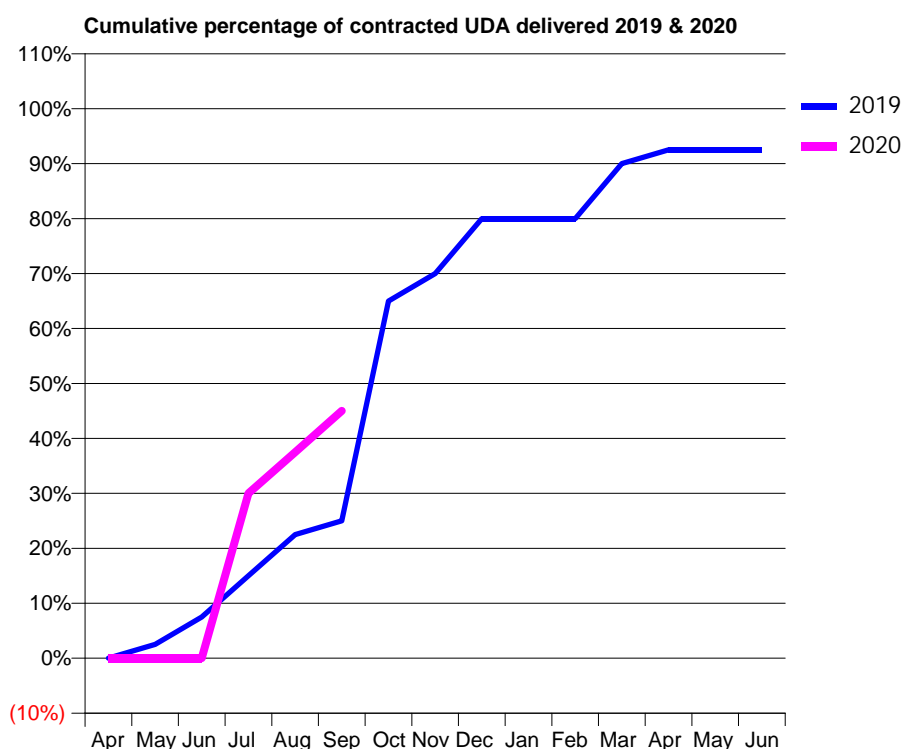
19/20 Contracted general activity (UDA)	40
Carry forward general activity (UDA)	0
19/20 Contracted orthodontic activity (UOA)	0
Carry forward orthodontic activity (UOA)	0
Baseline contract value	£1,162.67

ACCESS*

Patients seen in 24 months	Total	Change since previous quarter
Quarter ending September 2018	23	
Quarter ending December 2018	20	↓
Quarter ending March 2019	17	↓
Quarter ending June 2019	19	↑
Quarter ending September 2019	20	↑
Variance since September 2018	(13.0%)	↓



ACTIVITY



Month	2019	2020
April	0	0
May	1	0
June	3	0
July	6	12
August	9	15
September	10	18
October	26	
November	28	
December	32	
January	32	
February	32	
March	36	
April	37	
May	37	
June	37	

QUALITY

	Quantity	Base Number	Contract	AT	Region	England
% of FP17s for the same patient ID Re-attending within 3 months - Children	0	2	0.0%	9.2%	10.8%	11.5%
% of FP17s for the same patient ID Re-attending within 3 months - Adults	0	7	0.0%	14.8%	15.2%	15.4%
% of FP17s for the same patient ID Re-attending between 3 & 9 months - Children	2	2	100.0%	61.5%	62.2%	59.7%
% of FP17s for the same patient ID Re-attending between 3 & 9 months - Adults	3	7	42.9%	52.4%	52.9%	51.7%
% of FP17s for Band 1 Urgent Courses	0	8	0.0%	9.3%	9.7%	9.2%
% of FP17s Relating to Free Repair or Replacements	0	8	0.0%	0.5%	0.6%	0.7%
% of FP17s Relating to Continuations	0	8	0.0%	0.7%	0.7%	0.8%
% of Patients satisfied with the dentistry they have received	0	0	N/A	93.6%	93.6%	93.5%
% of Patients satisfied with the time they had to wait for an appointment	0	0	N/A	88.5%	86.3%	87.4%

* This is based on patients treated on this contract for their most recent course of treatment.

Figures in italics indicate the base number of FP17s or Patient Questionnaire responses are less than 100. N/A is shown where the base number of responses is less than 10 during the period. % is calculated as Quantity/Base number*100

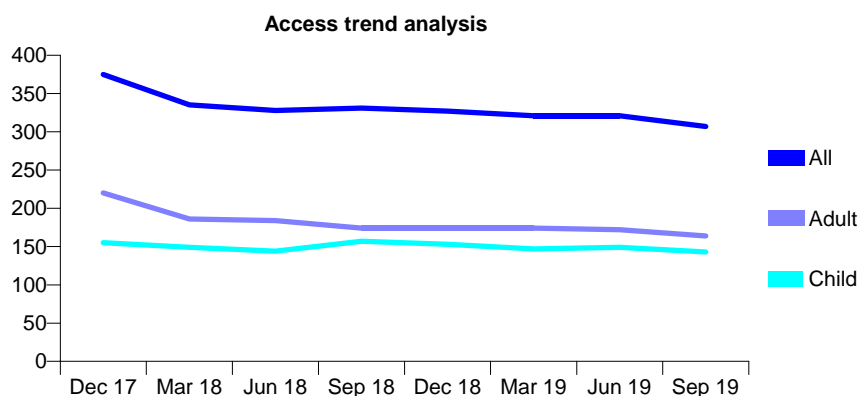
Q68 - Vital Signs At a Glance Contract Report for 745197/0001 - September 2019

Name or company name	MR MA LUNN
Contract type name	GDS Contract
Purpose of contract	General
Contract start date	01/04/2006
Contract end date	

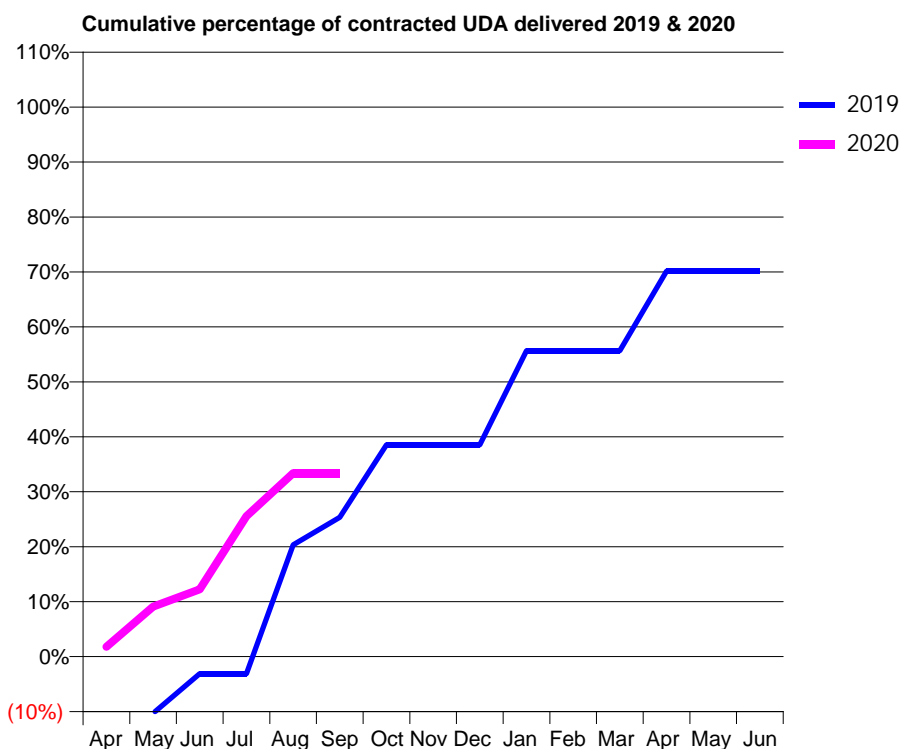
19/20 Contracted general activity (UDA)	900
Carry forward general activity (UDA)	0
19/20 Contracted orthodontic activity (UOA)	0
Carry forward orthodontic activity (UOA)	0
Baseline contract value	£24,388.31

ACCESS*

Patients seen in 24 months	Total	Change since previous quarter
Quarter ending September 2018	331	
Quarter ending December 2018	327	↓
Quarter ending March 2019	321	↓
Quarter ending June 2019	321	→
Quarter ending September 2019	307	↓
Variance since September 2018	(7.3%)	↓



ACTIVITY



Month	Adjusted Scheduled Activity (UDA)	
	2019	2020
April	-101	16
May	-93	82
June	-28	110
July	-28	230
August	183	300
September	228	300
October	347	
November	347	
December	347	
January	501	
February	501	
March	501	
April	631	
May	631	
June	631	

QUALITY

	Quantity	Base Number	Contract	AT	Region	England
% of FP17s for the same patient ID Re-attending within 3 months - Children	6	152	3.9%	9.2%	10.8%	11.5%
% of FP17s for the same patient ID Re-attending within 3 months - Adults	11	110	10.0%	14.8%	15.2%	15.4%
% of FP17s for the same patient ID Re-attending between 3 & 9 months - Children	94	152	61.8%	61.5%	62.2%	59.7%
% of FP17s for the same patient ID Re-attending between 3 & 9 months - Adults	55	110	50.0%	52.4%	52.9%	51.7%
% of FP17s for Band 1 Urgent Courses	12	168	7.1%	9.3%	9.7%	9.2%
% of FP17s Relating to Free Repair or Replacements	0	168	0.0%	0.5%	0.6%	0.7%
% of FP17s Relating to Continuations	0	168	0.0%	0.7%	0.7%	0.8%
% of Patients satisfied with the dentistry they have received	0	0	N/A	93.6%	93.6%	93.5%
% of Patients satisfied with the time they had to wait for an appointment	0	0	N/A	88.5%	86.3%	87.4%

* This is based on patients treated on this contract for their most recent course of treatment. Figures in italics indicate the base number of FP17s or Patient Questionnaire responses are less than 100. N/A is shown where the base number of responses is less than 10 during the period. % is calculated as Quantity/Base number*100

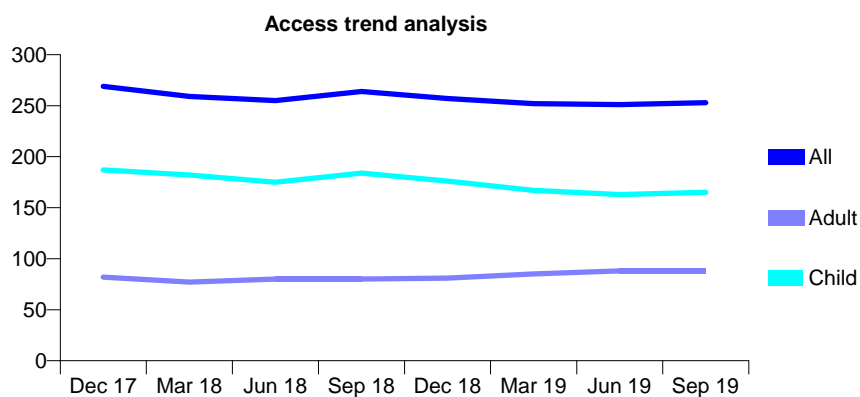
Q68 - Vital Signs At a Glance Contract Report for 745480/0001 - September 2019

Name or company name	MR GH BURGESS
Contract type name	GDS Contract
Purpose of contract	General
Contract start date	01/04/2006
Contract end date	

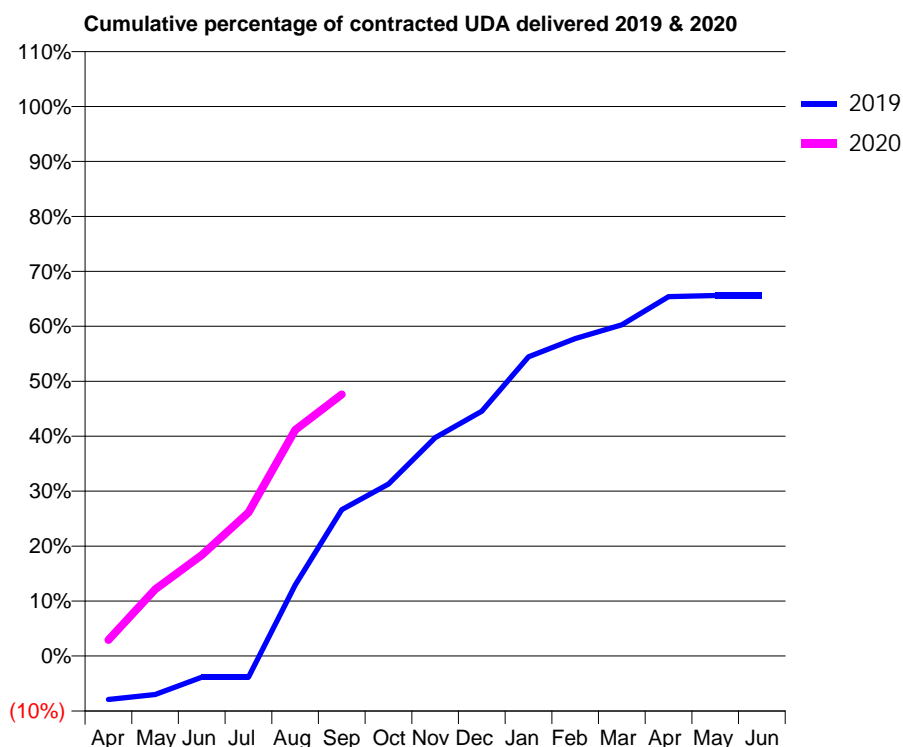
19/20 Contracted general activity (UDA)	450
Carry forward general activity (UDA)	0
19/20 Contracted orthodontic activity (UOA)	0
Carry forward orthodontic activity (UOA)	0
Baseline contract value	£10,113.70

ACCESS*

Patients seen in 24 months	Total	Change since previous quarter
Quarter ending September 2018	264	
Quarter ending December 2018	257	↓
Quarter ending March 2019	252	↓
Quarter ending June 2019	251	→
Quarter ending September 2019	253	→
Variance since September 2018	(4.2%)	↓



ACTIVITY



Month	Adjusted Scheduled Activity (UDA)	
	2019	2020
April	-36	13
May	-32	55
June	-17	83
July	-17	117
August	58	185
September	120	214
October	141	
November	179	
December	200	
January	245	
February	260	
March	271	
April	294	
May	295	
June	295	

QUALITY

	Quantity	Base Number	Contract	AT	Region	England
% of FP17s for the same patient ID Re-attending within 3 months - Children	5	117	4.3%	9.2%	10.8%	11.5%
% of FP17s for the same patient ID Re-attending within 3 months - Adults	2	61	3.3%	14.8%	15.2%	15.4%
% of FP17s for the same patient ID Re-attending between 3 & 9 months - Children	43	117	36.8%	61.5%	62.2%	59.7%
% of FP17s for the same patient ID Re-attending between 3 & 9 months - Adults	8	61	13.1%	52.4%	52.9%	51.7%
% of FP17s for Band 1 Urgent Courses	11	163	6.7%	9.3%	9.7%	9.2%
% of FP17s Relating to Free Repair or Replacements	0	163	0.0%	0.5%	0.6%	0.7%
% of FP17s Relating to Continuations	0	163	0.0%	0.7%	0.7%	0.8%
% of Patients satisfied with the dentistry they have received	0	0	N/A	93.6%	93.6%	93.5%
% of Patients satisfied with the time they had to wait for an appointment	0	0	N/A	88.5%	86.3%	87.4%

* This is based on patients treated on this contract for their most recent course of treatment. Figures in italics indicate the base number of FP17s or Patient Questionnaire responses are less than 100. N/A is shown where the base number of responses is less than 10 during the period. % is calculated as Quantity/Base number*100

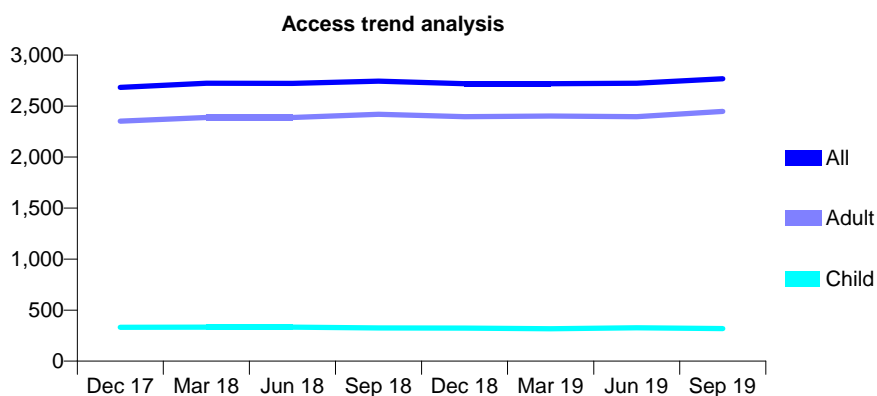
Q68 - Vital Signs At a Glance Contract Report for 748943/0001 - September 2019

Name or company name	MR JD BRODERICK
Contract type name	GDS Contract
Purpose of contract	General and Orthodontic
Contract start date	01/04/2006
Contract end date	

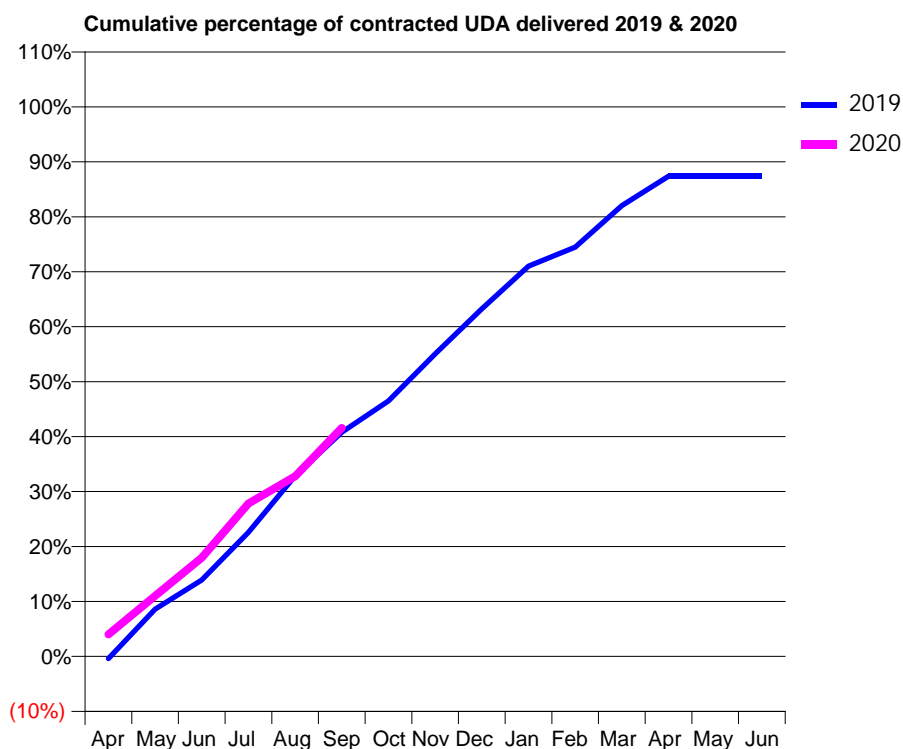
19/20 Contracted general activity (UDA)	9,070
Carry forward general activity (UDA)	0
19/20 Contracted orthodontic activity (UOA)	0
Carry forward orthodontic activity (UOA)	0
Baseline contract value	£215,981.23

ACCESS*

Patients seen in 24 months	Total	Change since previous quarter
Quarter ending September 2018	2,745	
Quarter ending December 2018	2,720	→
Quarter ending March 2019	2,719	→
Quarter ending June 2019	2,723	→
Quarter ending September 2019	2,768	→
Variance since September 2018	0.8%	→



ACTIVITY



Month	2019	2020
April	-38	363
May	780	1,000
June	1,262	1,627
July	2,048	2,522
August	2,982	2,972
September	3,699	3,771
October	4,218	
November	4,992	
December	5,737	
January	6,441	
February	6,756	
March	7,440	
April	7,924	
May	7,924	
June	7,924	

QUALITY

	Quantity	Base Number	Contract	AT	Region	England
% of FP17s for the same patient ID Re-attending within 3 months - Children	7	229	3.1%	9.2%	10.8%	11.5%
% of FP17s for the same patient ID Re-attending within 3 months - Adults	230	1,786	12.9%	14.8%	15.2%	15.4%
% of FP17s for the same patient ID Re-attending between 3 & 9 months - Children	113	229	49.3%	61.5%	62.2%	59.7%
% of FP17s for the same patient ID Re-attending between 3 & 9 months - Adults	1,008	1,786	56.4%	52.4%	52.9%	51.7%
% of FP17s for Band 1 Urgent Courses	147	1,822	8.1%	9.3%	9.7%	9.2%
% of FP17s Relating to Free Repair or Replacements	9	1,822	0.5%	0.5%	0.6%	0.7%
% of FP17s Relating to Continuations	29	1,822	1.6%	0.7%	0.7%	0.8%
% of Patients satisfied with the dentistry they have received	2	2	N/A	93.6%	93.6%	93.5%
% of Patients satisfied with the time they had to wait for an appointment	2	2	N/A	88.5%	86.3%	87.4%

* This is based on patients treated on this contract for their most recent course of treatment. Figures in italics indicate the base number of FP17s or Patient Questionnaire responses are less than 100. N/A is shown where the base number of responses is less than 10 during the period. % is calculated as Quantity/Base number*100

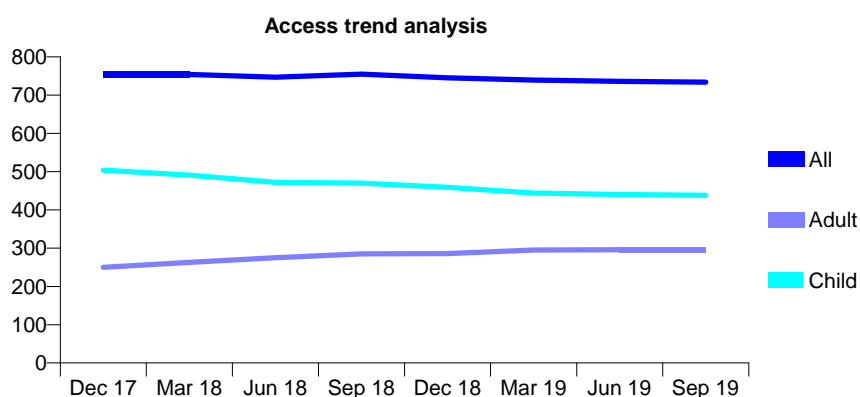
Q68 - Vital Signs At a Glance Contract Report for 748978/0001 - September 2019

Name or company name	MISS EH BLIGNAUT
Contract type name	GDS Contract
Purpose of contract	General
Contract start date	01/04/2006
Contract end date	

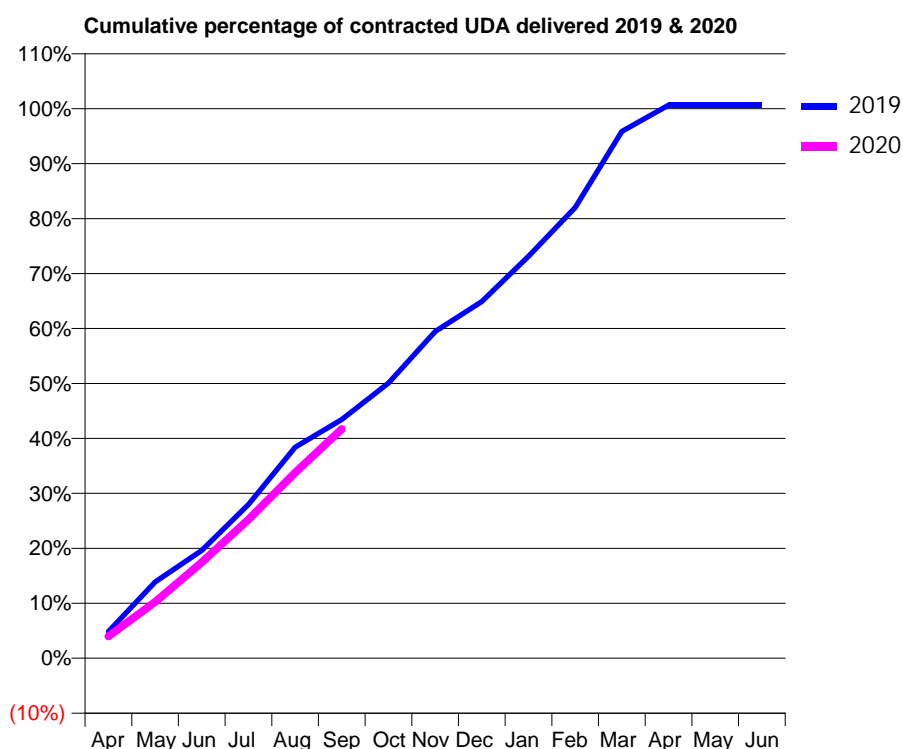
19/20 Contracted general activity (UDA)	1,733
Carry forward general activity (UDA)	0
19/20 Contracted orthodontic activity (UOA)	0
Carry forward orthodontic activity (UOA)	0
Baseline contract value	£71,399.28

ACCESS*

Patients seen in 24 months	Total	Change since previous quarter
Quarter ending September 2018	755	
Quarter ending December 2018	745	↓
Quarter ending March 2019	739	→
Quarter ending June 2019	736	→
Quarter ending September 2019	734	→
Variance since September 2018	(2.8%)	↓



ACTIVITY



Month	2019	2020
April	84	69
May	241	178
June	340	302
July	485	438
August	665	585
September	753	723
October	868	
November	1,030	
December	1,125	
January	1,267	
February	1,422	
March	1,661	
April	1,744	
May	1,744	
June	1,744	

QUALITY

	Quantity	Base Number	Contract	AT	Region	England
% of FP17s for the same patient ID Re-attending within 3 months - Children	22	371	5.9%	9.2%	10.8%	11.5%
% of FP17s for the same patient ID Re-attending within 3 months - Adults	7	119	5.9%	14.8%	15.2%	15.4%
% of FP17s for the same patient ID Re-attending between 3 & 9 months - Children	219	371	59.0%	61.5%	62.2%	59.7%
% of FP17s for the same patient ID Re-attending between 3 & 9 months - Adults	62	119	52.1%	52.4%	52.9%	51.7%
% of FP17s for Band 1 Urgent Courses	13	452	2.9%	9.3%	9.7%	9.2%
% of FP17s Relating to Free Repair or Replacements	0	452	0.0%	0.5%	0.6%	0.7%
% of FP17s Relating to Continuations	0	452	0.0%	0.7%	0.7%	0.8%
% of Patients satisfied with the dentistry they have received	0	0	N/A	93.6%	93.6%	93.5%
% of Patients satisfied with the time they had to wait for an appointment	0	0	N/A	88.5%	86.3%	87.4%

* This is based on patients treated on this contract for their most recent course of treatment.

Figures in italics indicate the base number of FP17s or Patient Questionnaire responses are less than 100. N/A is shown where the base number of responses is less than 10 during the period. % is calculated as Quantity/Base number*100

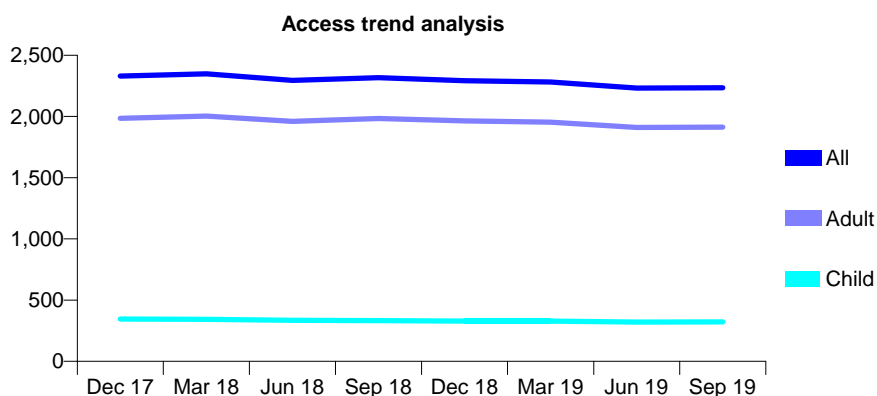
Q68 - Vital Signs At a Glance Contract Report for 754358/0001 - September 2019

Name or company name	MR TE CRONIN
Contract type name	GDS Contract
Purpose of contract	General
Contract start date	01/04/2006
Contract end date	

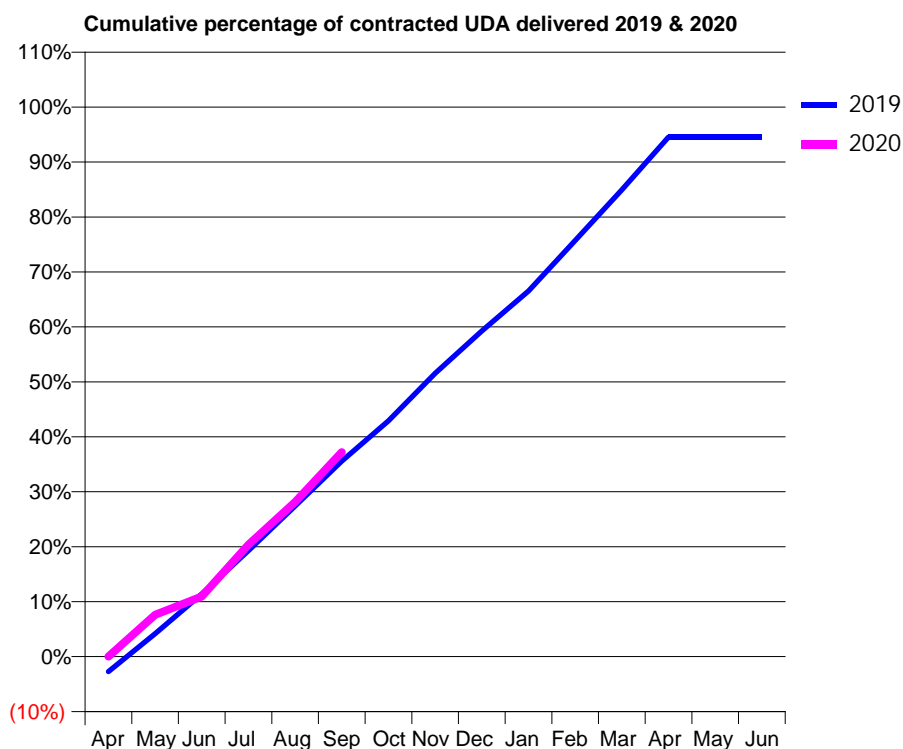
19/20 Contracted general activity (UDA)	9,110
Carry forward general activity (UDA)	0
19/20 Contracted orthodontic activity (UOA)	0
Carry forward orthodontic activity (UOA)	0
Baseline contract value	£225,889.45

ACCESS*

Patients seen in 24 months	Total	Change since previous quarter
Quarter ending September 2018	2,317	
Quarter ending December 2018	2,292	↓
Quarter ending March 2019	2,282	→
Quarter ending June 2019	2,231	↓
Quarter ending September 2019	2,235	→
Variance since September 2018	(3.5%)	↓



ACTIVITY



Month	Adjusted Scheduled Activity (UDA)	
	2019	2020
April	-252	0
May	382	693
June	1,037	995
July	1,758	1,857
August	2,497	2,565
September	3,239	3,390
October	3,910	
November	4,697	
December	5,398	
January	6,062	
February	6,900	
March	7,739	
April	8,614	
May	8,614	
June	8,614	

QUALITY

	Quantity	Base Number	Contract	AT	Region	England
% of FP17s for the same patient ID Re-attending within 3 months - Children	7	222	3.2%	9.2%	10.8%	11.5%
% of FP17s for the same patient ID Re-attending within 3 months - Adults	194	1,481	13.1%	14.8%	15.2%	15.4%
% of FP17s for the same patient ID Re-attending between 3 & 9 months - Children	144	222	64.9%	61.5%	62.2%	59.7%
% of FP17s for the same patient ID Re-attending between 3 & 9 months - Adults	919	1,481	62.1%	52.4%	52.9%	51.7%
% of FP17s for Band 1 Urgent Courses	101	1,435	7.0%	9.3%	9.7%	9.2%
% of FP17s Relating to Free Repair or Replacements	7	1,435	0.5%	0.5%	0.6%	0.7%
% of FP17s Relating to Continuations	28	1,435	2.0%	0.7%	0.7%	0.8%
% of Patients satisfied with the dentistry they have received	0	0	N/A	93.6%	93.6%	93.5%
% of Patients satisfied with the time they had to wait for an appointment	0	0	N/A	88.5%	86.3%	87.4%

* This is based on patients treated on this contract for their most recent course of treatment. Figures in italics indicate the base number of FP17s or Patient Questionnaire responses are less than 100. N/A is shown where the base number of responses is less than 10 during the period. % is calculated as Quantity/Base number*100

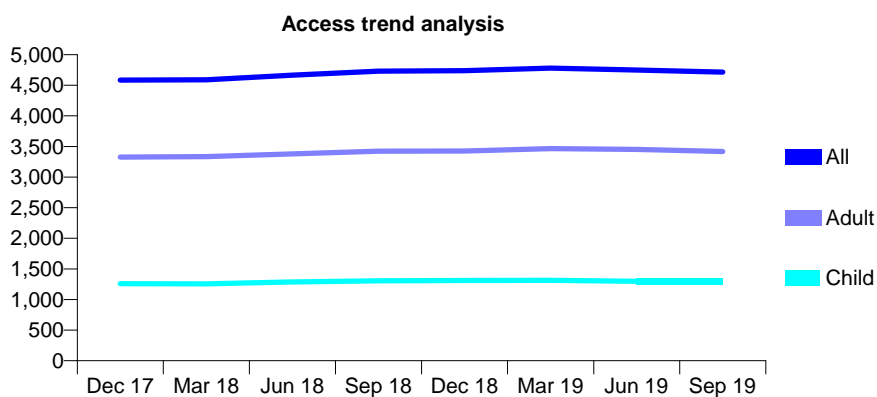
Q68 - Vital Signs At a Glance Contract Report for 755389/0001 - September 2019

Name or company name	MR SD KELL
Contract type name	GDS Contract
Purpose of contract	General
Contract start date	01/08/2007
Contract end date	

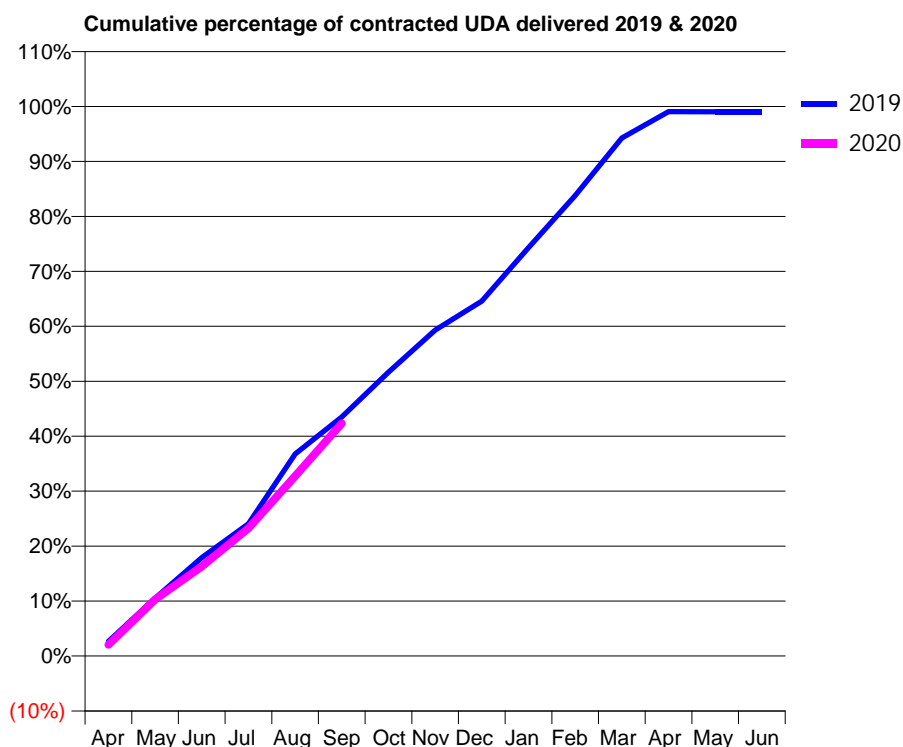
19/20 Contracted general activity (UDA)	12,216
Carry forward general activity (UDA)	118
19/20 Contracted orthodontic activity (UOA)	0
Carry forward orthodontic activity (UOA)	0
Baseline contract value	£298,150.39

ACCESS*

Patients seen in 24 months	Total	Change since previous quarter
Quarter ending September 2018	4,730	
Quarter ending December 2018	4,738	→
Quarter ending March 2019	4,780	→
Quarter ending June 2019	4,749	→
Quarter ending September 2019	4,715	→
Variance since September 2018	(0.3%)	→



ACTIVITY



Month	Adjusted Scheduled Activity (UDA)	
	2019	2020
April	326	250
May	1,284	1,258
June	2,185	1,991
July	2,938	2,842
August	4,492	4,000
September	5,314	5,172
October	6,310	
November	7,242	
December	7,890	
January	9,079	
February	10,238	
March	11,512	
April	12,099	
May	12,096	
June	12,098	

QUALITY

	Quantity	Base Number	Contract	AT	Region	England
% of FP17s for the same patient ID Re-attending within 3 months - Children	82	1,059	7.7%	9.2%	10.8%	11.5%
% of FP17s for the same patient ID Re-attending within 3 months - Adults	319	2,563	12.4%	14.8%	15.2%	15.4%
% of FP17s for the same patient ID Re-attending between 3 & 9 months - Children	768	1,059	72.5%	61.5%	62.2%	59.7%
% of FP17s for the same patient ID Re-attending between 3 & 9 months - Adults	1,700	2,563	66.3%	52.4%	52.9%	51.7%
% of FP17s for Band 1 Urgent Courses	144	2,927	4.9%	9.3%	9.7%	9.2%
% of FP17s Relating to Free Repair or Replacements	21	2,927	0.7%	0.5%	0.6%	0.7%
% of FP17s Relating to Continuations	5	2,927	0.2%	0.7%	0.7%	0.8%
% of Patients satisfied with the dentistry they have received	3	4	N/A	93.6%	93.6%	93.5%
% of Patients satisfied with the time they had to wait for an appointment	4	4	N/A	88.5%	86.3%	87.4%

* This is based on patients treated on this contract for their most recent course of treatment. Figures in italics indicate the base number of FP17s or Patient Questionnaire responses are less than 100. N/A is shown where the base number of responses is less than 10 during the period. % is calculated as Quantity/Base number*100

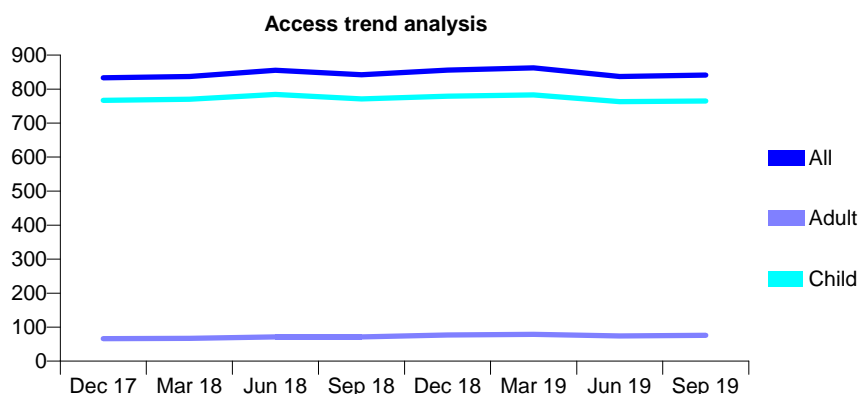
Q68 - Vital Signs At a Glance Contract Report for 762113/0001 - September 2019

Name or company name	MR M SABAH
Contract type name	GDS Contract
Purpose of contract	General
Contract start date	01/04/2006
Contract end date	

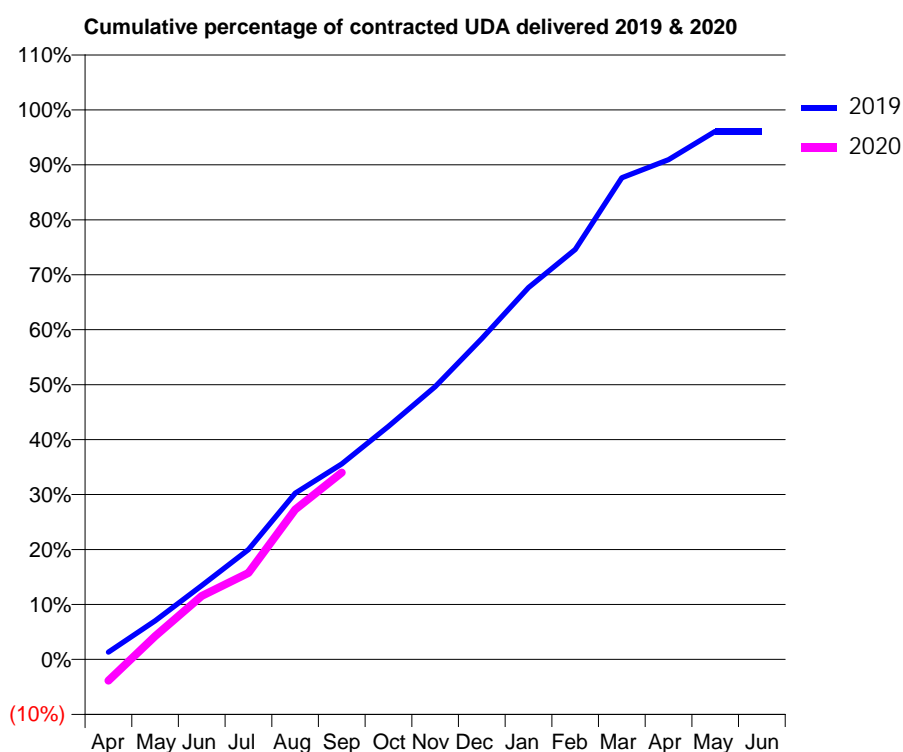
19/20 Contracted general activity (UDA)	1,500
Carry forward general activity (UDA)	58
19/20 Contracted orthodontic activity (UOA)	0
Carry forward orthodontic activity (UOA)	0
Baseline contract value	£32,504.91

ACCESS*

Patients seen in 24 months	Total	Change since previous quarter
Quarter ending September 2018	842	
Quarter ending December 2018	856	→
Quarter ending March 2019	862	→
Quarter ending June 2019	837	↓
Quarter ending September 2019	841	→
Variance since September 2018	(0.1%)	→



ACTIVITY



Month	2019	2020
April	20	-58
May	106	63
June	202	174
July	300	236
August	454	409
September	534	510
October	636	
November	744	
December	876	
January	1,015	
February	1,119	
March	1,315	
April	1,364	
May	1,441	
June	1,441	

QUALITY

	Quantity	Base Number	Contract	AT	Region	England
% of FP17s for the same patient ID Re-attending within 3 months - Children	35	525	6.7%	9.2%	10.8%	11.5%
% of FP17s for the same patient ID Re-attending within 3 months - Adults	2	17	11.8%	14.8%	15.2%	15.4%
% of FP17s for the same patient ID Re-attending between 3 & 9 months - Children	322	525	61.3%	61.5%	62.2%	59.7%
% of FP17s for the same patient ID Re-attending between 3 & 9 months - Adults	11	17	64.7%	52.4%	52.9%	51.7%
% of FP17s for Band 1 Urgent Courses	20	450	4.4%	9.3%	9.7%	9.2%
% of FP17s Relating to Free Repair or Replacements	0	450	0.0%	0.5%	0.6%	0.7%
% of FP17s Relating to Continuations	0	450	0.0%	0.7%	0.7%	0.8%
% of Patients satisfied with the dentistry they have received	0	0	N/A	93.6%	93.6%	93.5%
% of Patients satisfied with the time they had to wait for an appointment	0	0	N/A	88.5%	86.3%	87.4%

* This is based on patients treated on this contract for their most recent course of treatment. Figures in italics indicate the base number of FP17s or Patient Questionnaire responses are less than 100. N/A is shown where the base number of responses is less than 10 during the period. % is calculated as Quantity/Base number*100

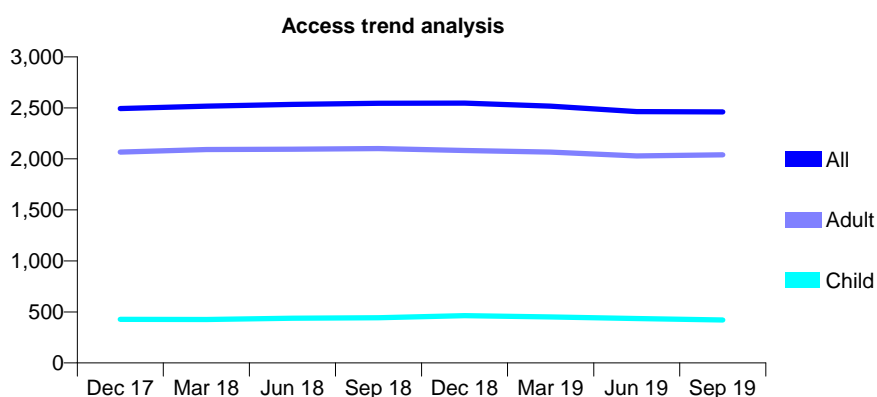
Q68 - Vital Signs At a Glance Contract Report for 762369/0001 - September 2019

Name or company name	MR F DIRAKVAND
Contract type name	GDS Contract
Purpose of contract	General
Contract start date	01/04/2006
Contract end date	

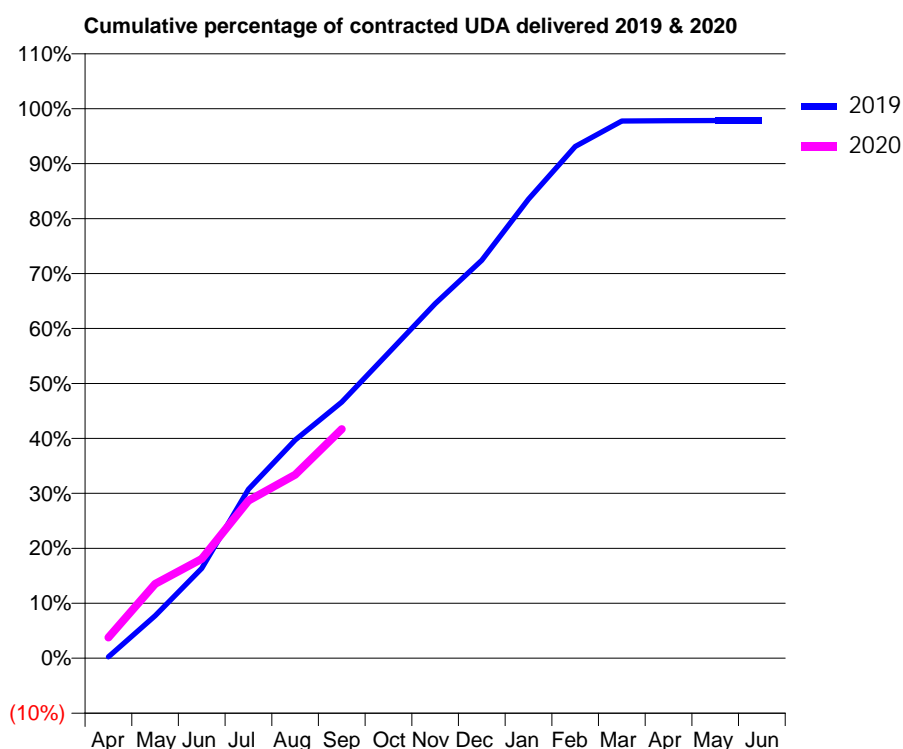
19/20 Contracted general activity (UDA)	8,356
Carry forward general activity (UDA)	181
19/20 Contracted orthodontic activity (UOA)	0
Carry forward orthodontic activity (UOA)	0
Baseline contract value	£213,349.67

ACCESS*

Patients seen in 24 months	Total	Change since previous quarter
Quarter ending September 2018	2,545	
Quarter ending December 2018	2,547	→
Quarter ending March 2019	2,517	↓
Quarter ending June 2019	2,464	↓
Quarter ending September 2019	2,461	→
Variance since September 2018	(3.3%)	↓



ACTIVITY



Month	2019	2020
April	21	316
May	646	1,131
June	1,368	1,510
July	2,568	2,396
August	3,319	2,791
September	3,894	3,482
October	4,642	
November	5,391	
December	6,050	
January	6,981	
February	7,781	
March	8,169	
April	8,172	
May	8,175	
June	8,175	

QUALITY

	Quantity	Base Number	Contract	AT	Region	England
% of FP17s for the same patient ID Re-attending within 3 months - Children	9	256	3.5%	9.2%	10.8%	11.5%
% of FP17s for the same patient ID Re-attending within 3 months - Adults	80	1,299	6.2%	14.8%	15.2%	15.4%
% of FP17s for the same patient ID Re-attending between 3 & 9 months - Children	145	256	56.6%	61.5%	62.2%	59.7%
% of FP17s for the same patient ID Re-attending between 3 & 9 months - Adults	794	1,299	61.1%	52.4%	52.9%	51.7%
% of FP17s for Band 1 Urgent Courses	50	1,552	3.2%	9.3%	9.7%	9.2%
% of FP17s Relating to Free Repair or Replacements	6	1,552	0.4%	0.5%	0.6%	0.7%
% of FP17s Relating to Continuations	0	1,552	0.0%	0.7%	0.7%	0.8%
% of Patients satisfied with the dentistry they have received	0	0	N/A	93.6%	93.6%	93.5%
% of Patients satisfied with the time they had to wait for an appointment	0	0	N/A	88.5%	86.3%	87.4%

* This is based on patients treated on this contract for their most recent course of treatment.

Figures in italics indicate the base number of FP17s or Patient Questionnaire responses are less than 100. N/A is shown where the base number of responses is less than 10 during the period. % is calculated as Quantity/Base number*100

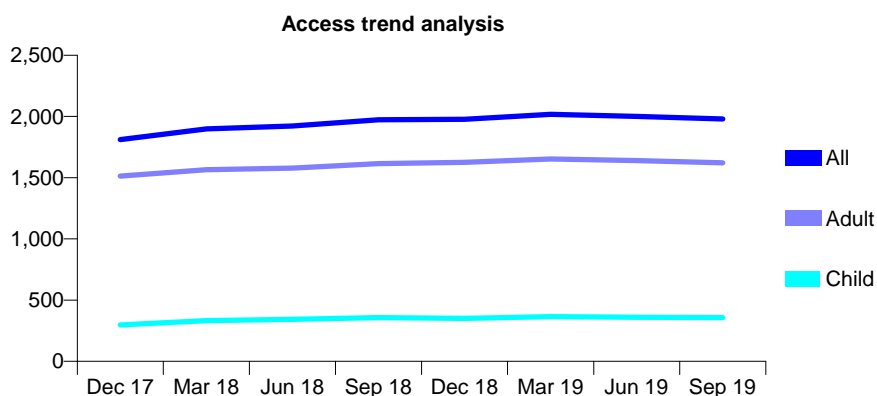
Q68 - Vital Signs At a Glance Contract Report for 763233/0001 - September 2019

Name or company name	MR H MOTAMEDI
Contract type name	GDS Contract
Purpose of contract	General
Contract start date	01/04/2006
Contract end date	

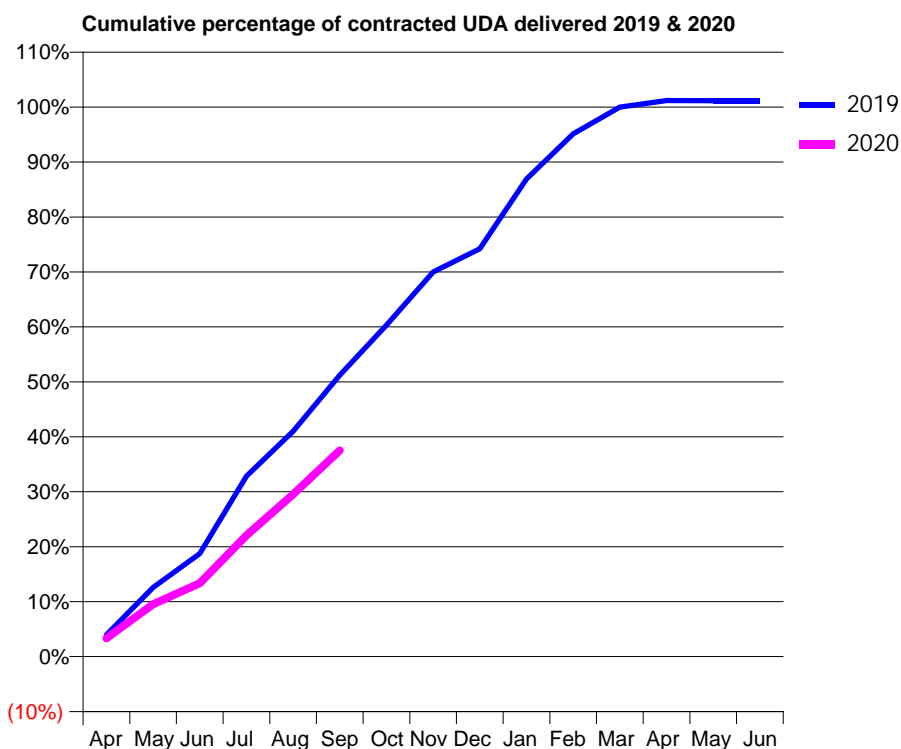
19/20 Contracted general activity (UDA)	7,159
Carry forward general activity (UDA)	0
19/20 Contracted orthodontic activity (UOA)	0
Carry forward orthodontic activity (UOA)	0
Baseline contract value	£183,062.40

ACCESS*

Patients seen in 24 months	Total	Change since previous quarter
Quarter ending September 2018	1,973	
Quarter ending December 2018	1,977	→
Quarter ending March 2019	2,018	↑
Quarter ending June 2019	2,000	→
Quarter ending September 2019	1,980	↓
Variance since September 2018	0.4%	→



ACTIVITY



Month	Adjusted Scheduled Activity (UDA)	
	2019	2020
April	286	239
May	903	683
June	1,342	957
July	2,352	1,580
August	2,937	2,116
September	3,667	2,687
October	4,318	
November	5,011	
December	5,313	
January	6,222	
February	6,812	
March	7,159	
April	7,243	
May	7,241	
June	7,241	

QUALITY

	Quantity	Base Number	Contract	AT	Region	England
% of FP17s for the same patient ID Re-attending within 3 months - Children	5	192	2.6%	9.2%	10.8%	11.5%
% of FP17s for the same patient ID Re-attending within 3 months - Adults	40	851	4.7%	14.8%	15.2%	15.4%
% of FP17s for the same patient ID Re-attending between 3 & 9 months - Children	118	192	61.5%	61.5%	62.2%	59.7%
% of FP17s for the same patient ID Re-attending between 3 & 9 months - Adults	514	851	60.4%	52.4%	52.9%	51.7%
% of FP17s for Band 1 Urgent Courses	23	994	2.3%	9.3%	9.7%	9.2%
% of FP17s Relating to Free Repair or Replacements	0	994	0.0%	0.5%	0.6%	0.7%
% of FP17s Relating to Continuations	0	994	0.0%	0.7%	0.7%	0.8%
% of Patients satisfied with the dentistry they have received	2	3	N/A	93.6%	93.6%	93.5%
% of Patients satisfied with the time they had to wait for an appointment	2	3	N/A	88.5%	86.3%	87.4%

* This is based on patients treated on this contract for their most recent course of treatment. Figures in italics indicate the base number of FP17s or Patient Questionnaire responses are less than 100. N/A is shown where the base number of responses is less than 10 during the period. % is calculated as Quantity/Base number*100

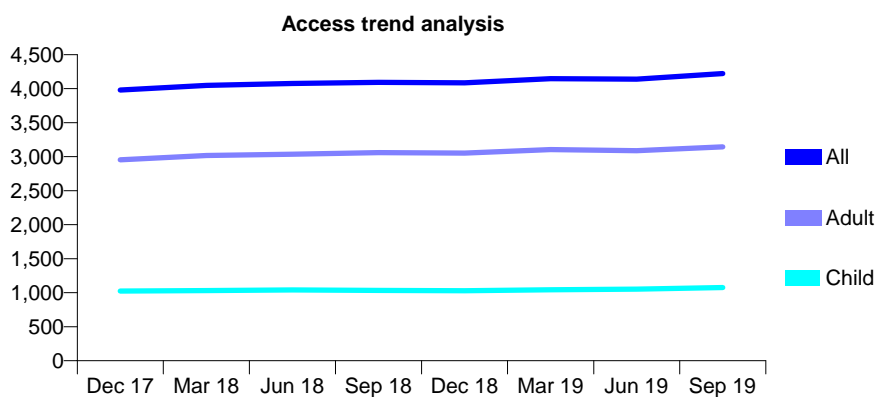
Q68 - Vital Signs At a Glance Contract Report for 763535/0002 - September 2019

Name or company name	MR A SAMI
Contract type name	GDS Contract
Purpose of contract	General
Contract start date	01/12/2006
Contract end date	

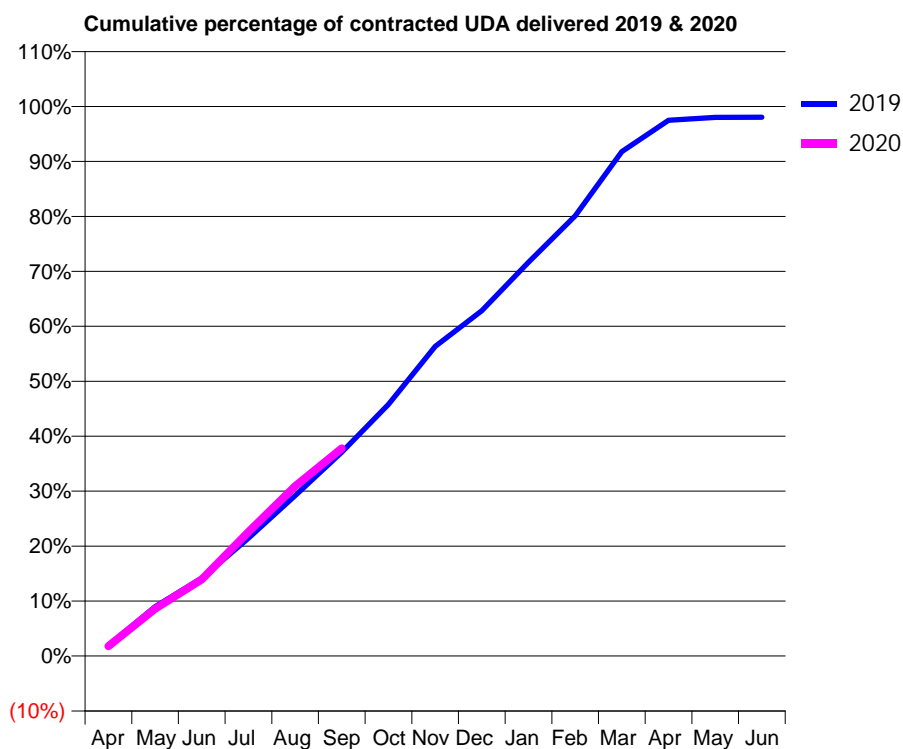
19/20 Contracted general activity (UDA)	10,310
Carry forward general activity (UDA)	203
19/20 Contracted orthodontic activity (UOA)	0
Carry forward orthodontic activity (UOA)	0
Baseline contract value	£250,170.19

ACCESS*

Patients seen in 24 months	Total	Change since previous quarter
Quarter ending September 2018	4,094	
Quarter ending December 2018	4,085	→
Quarter ending March 2019	4,149	→
Quarter ending June 2019	4,141	→
Quarter ending September 2019	4,223	→
Variance since September 2018	3.2%	↑



ACTIVITY



Month	Adjusted Scheduled Activity (UDA)	
	2019	2020
April	197	187
May	927	887
June	1,464	1,436
July	2,214	2,328
August	3,010	3,186
September	3,823	3,897
October	4,723	
November	5,808	
December	6,479	
January	7,388	
February	8,258	
March	9,465	
April	10,053	
May	10,105	
June	10,107	

QUALITY

	Quantity	Base Number	Contract	AT	Region	England
% of FP17s for the same patient ID Re-attending within 3 months - Children	52	674	7.7%	9.2%	10.8%	11.5%
% of FP17s for the same patient ID Re-attending within 3 months - Adults	249	1,735	14.4%	14.8%	15.2%	15.4%
% of FP17s for the same patient ID Re-attending between 3 & 9 months - Children	325	674	48.2%	61.5%	62.2%	59.7%
% of FP17s for the same patient ID Re-attending between 3 & 9 months - Adults	696	1,735	40.1%	52.4%	52.9%	51.7%
% of FP17s for Band 1 Urgent Courses	252	2,159	11.7%	9.3%	9.7%	9.2%
% of FP17s Relating to Free Repair or Replacements	12	2,159	0.6%	0.5%	0.6%	0.7%
% of FP17s Relating to Continuations	18	2,159	0.8%	0.7%	0.7%	0.8%
% of Patients satisfied with the dentistry they have received	1	3	N/A	93.6%	93.6%	93.5%
% of Patients satisfied with the time they had to wait for an appointment	2	3	N/A	88.5%	86.3%	87.4%

* This is based on patients treated on this contract for their most recent course of treatment. Figures in italics indicate the base number of FP17s or Patient Questionnaire responses are less than 100. N/A is shown where the base number of responses is less than 10 during the period. % is calculated as Quantity/Base number*100

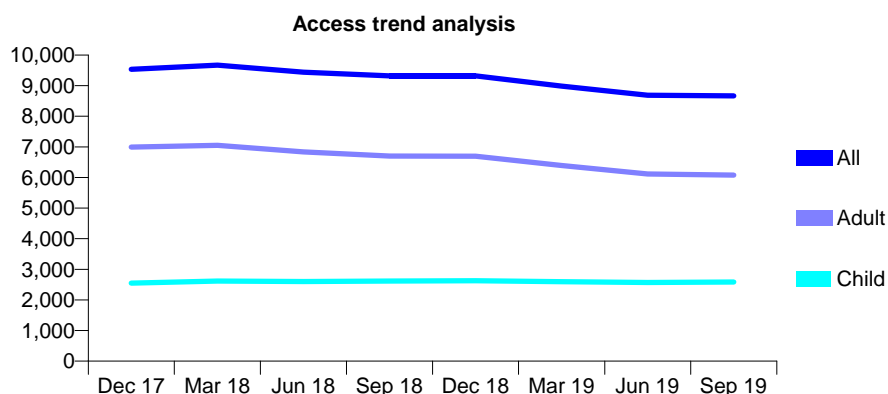
Q68 - Vital Signs At a Glance Contract Report for 772100/0001 - September 2019

Name or company name	MR BM SILVA
Contract type name	GDS Contract
Purpose of contract	General
Contract start date	01/04/2006
Contract end date	

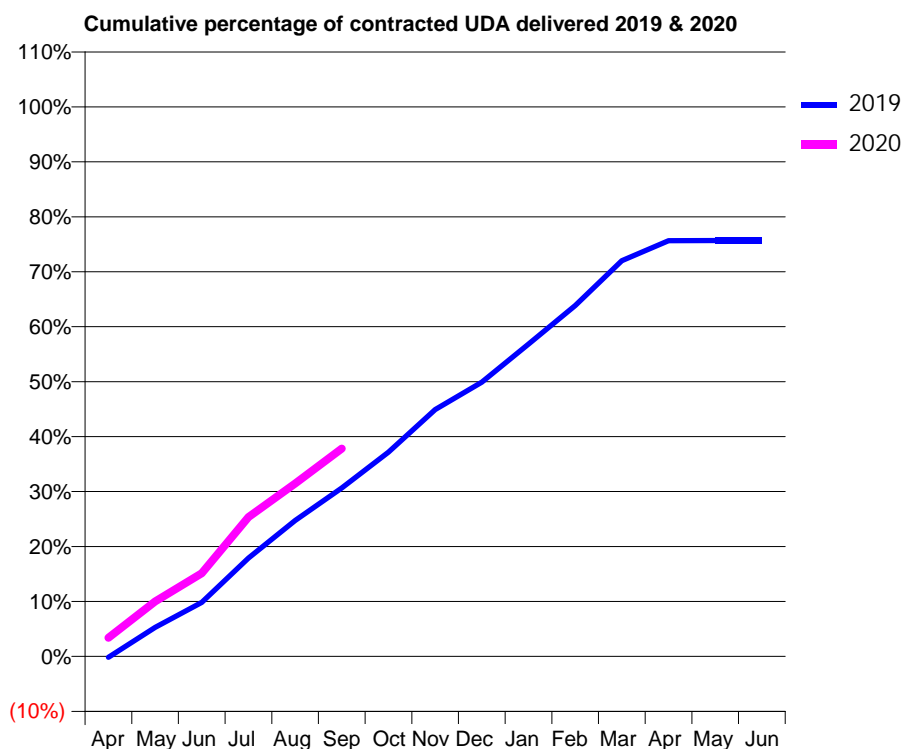
19/20 Contracted general activity (UDA)	29,792
Carry forward general activity (UDA)	0
19/20 Contracted orthodontic activity (UOA)	0
Carry forward orthodontic activity (UOA)	0
Baseline contract value	£789,074.91

ACCESS*

Patients seen in 24 months	Total	Change since previous quarter
Quarter ending September 2018	9,316	
Quarter ending December 2018	9,319	→
Quarter ending March 2019	8,988	↓
Quarter ending June 2019	8,685	↓
Quarter ending September 2019	8,663	→
Variance since September 2018	(7.0%)	↓



ACTIVITY



Month	2019	2020
April	-58	1,015
May	1,578	2,983
June	2,932	4,509
July	5,333	7,548
August	7,374	9,371
September	9,136	11,267
October	11,081	
November	13,388	
December	14,865	
January	16,931	
February	19,026	
March	21,452	
April	22,535	
May	22,542	
June	22,544	

QUALITY

	Quantity	Base Number	Contract	AT	Region	England
% of FP17s for the same patient ID Re-attending within 3 months - Children	148	1,774	8.3%	9.2%	10.8%	11.5%
% of FP17s for the same patient ID Re-attending within 3 months - Adults	630	4,151	15.2%	14.8%	15.2%	15.4%
% of FP17s for the same patient ID Re-attending between 3 & 9 months - Children	1,016	1,774	57.3%	61.5%	62.2%	59.7%
% of FP17s for the same patient ID Re-attending between 3 & 9 months - Adults	2,170	4,151	52.3%	52.4%	52.9%	51.7%
% of FP17s for Band 1 Urgent Courses	556	5,487	10.1%	9.3%	9.7%	9.2%
% of FP17s Relating to Free Repair or Replacements	12	5,487	0.2%	0.5%	0.6%	0.7%
% of FP17s Relating to Continuations	2	5,487	0.0%	0.7%	0.7%	0.8%
% of Patients satisfied with the dentistry they have received	2	2	N/A	93.6%	93.6%	93.5%
% of Patients satisfied with the time they had to wait for an appointment	2	2	N/A	88.5%	86.3%	87.4%

* This is based on patients treated on this contract for their most recent course of treatment. Figures in italics indicate the base number of FP17s or Patient Questionnaire responses are less than 100. N/A is shown where the base number of responses is less than 10 during the period. % is calculated as Quantity/Base number*100

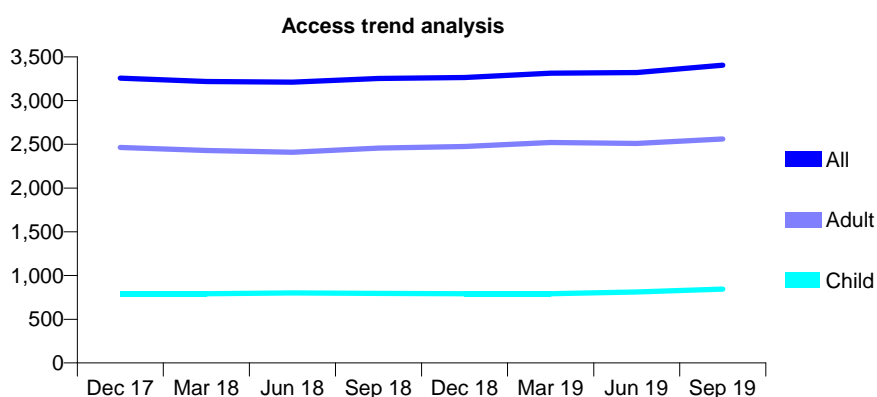
Q68 - Vital Signs At a Glance Contract Report for 772100/0003 - September 2019

Name or company name	MR BM SILVA
Contract type name	GDS Contract
Purpose of contract	General
Contract start date	06/02/2012
Contract end date	

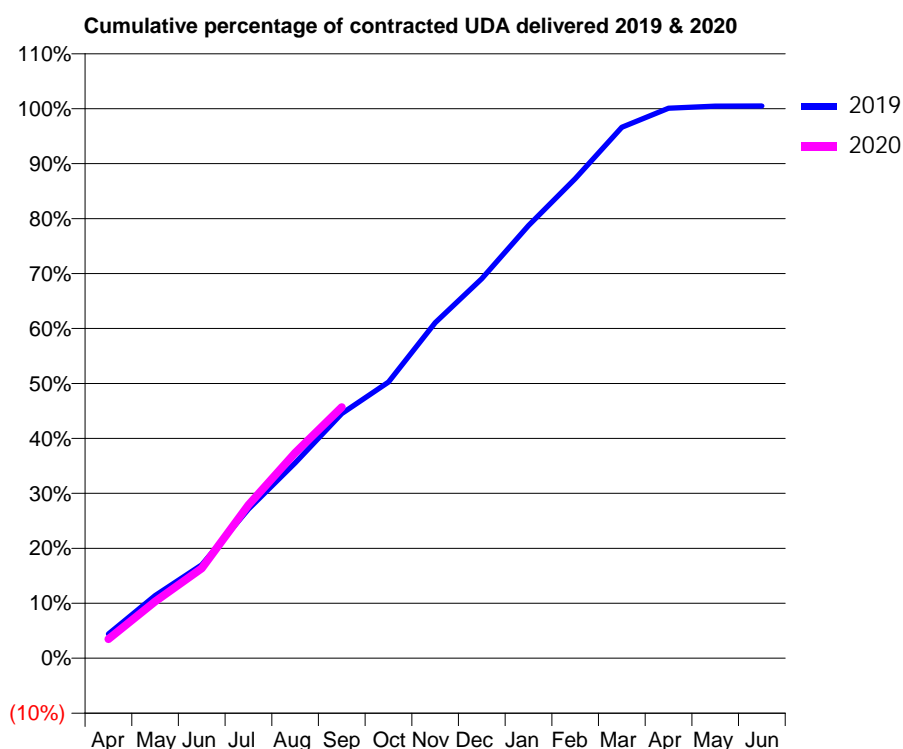
19/20 Contracted general activity (UDA)	10,000
Carry forward general activity (UDA)	0
19/20 Contracted orthodontic activity (UOA)	0
Carry forward orthodontic activity (UOA)	0
Baseline contract value	£228,050.26

ACCESS*

Patients seen in 24 months	Total	Change since previous quarter
Quarter ending September 2018	3,253	
Quarter ending December 2018	3,265	→
Quarter ending March 2019	3,313	→
Quarter ending June 2019	3,321	→
Quarter ending September 2019	3,405	↑
Variance since September 2018	4.7%	↑



ACTIVITY



Month	2019	2020
April	440	349
May	1,141	1,033
June	1,700	1,637
July	2,712	2,789
August	3,553	3,737
September	4,451	4,569
October	5,023	
November	6,105	
December	6,905	
January	7,874	
February	8,726	
March	9,662	
April	10,009	
May	10,044	
June	10,048	

QUALITY

	Quantity	Base Number	Contract	AT	Region	England
% of FP17s for the same patient ID Re-attending within 3 months - Children	41	606	6.8%	9.2%	10.8%	11.5%
% of FP17s for the same patient ID Re-attending within 3 months - Adults	261	1,822	14.3%	14.8%	15.2%	15.4%
% of FP17s for the same patient ID Re-attending between 3 & 9 months - Children	334	606	55.1%	61.5%	62.2%	59.7%
% of FP17s for the same patient ID Re-attending between 3 & 9 months - Adults	1,029	1,822	56.5%	52.4%	52.9%	51.7%
% of FP17s for Band 1 Urgent Courses	245	2,280	10.7%	9.3%	9.7%	9.2%
% of FP17s Relating to Free Repair or Replacements	18	2,280	0.8%	0.5%	0.6%	0.7%
% of FP17s Relating to Continuations	10	2,280	0.4%	0.7%	0.7%	0.8%
% of Patients satisfied with the dentistry they have received	1	1	N/A	93.6%	93.6%	93.5%
% of Patients satisfied with the time they had to wait for an appointment	1	1	N/A	88.5%	86.3%	87.4%

* This is based on patients treated on this contract for their most recent course of treatment. Figures in italics indicate the base number of FP17s or Patient Questionnaire responses are less than 100. N/A is shown where the base number of responses is less than 10 during the period. % is calculated as Quantity/Base number*100

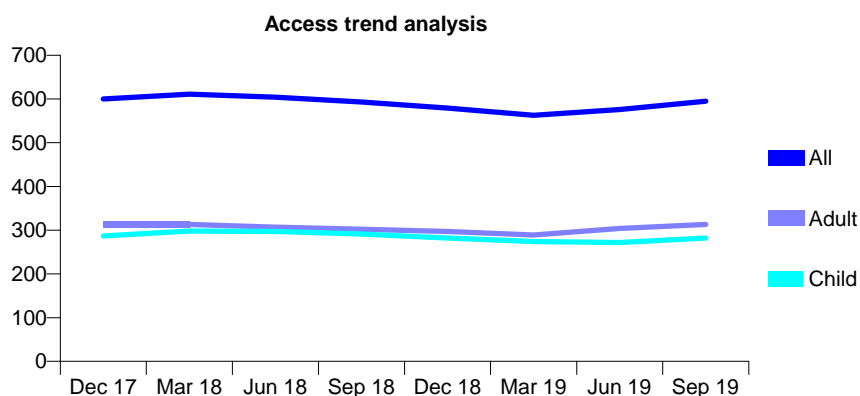
Q68 - Vital Signs At a Glance Contract Report for 776327/0001 - September 2019

Name or company name	MS S BARAHIMI
Contract type name	GDS Contract
Purpose of contract	General
Contract start date	01/10/2012
Contract end date	

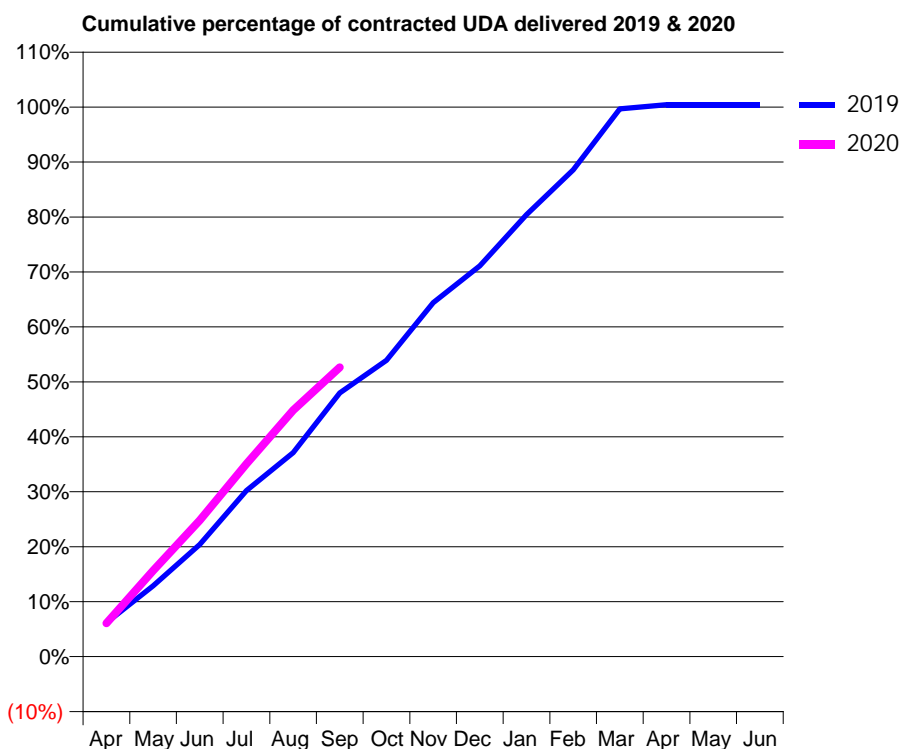
19/20 Contracted general activity (UDA)	1,334
Carry forward general activity (UDA)	0
19/20 Contracted orthodontic activity (UOA)	0
Carry forward orthodontic activity (UOA)	0
Baseline contract value	£30,683.94

ACCESS*

Patients seen in 24 months	Total	Change since previous quarter
Quarter ending September 2018	593	
Quarter ending December 2018	579	↓
Quarter ending March 2019	563	↓
Quarter ending June 2019	576	↑
Quarter ending September 2019	595	↑
Variance since September 2018	0.3%	→



ACTIVITY



Month	Adjusted Scheduled Activity (UDA)	
	2019	2020
April	82	81
May	172	209
June	272	331
July	403	468
August	495	598
September	640	702
October	719	
November	859	
December	948	
January	1,073	
February	1,182	
March	1,330	
April	1,340	
May	1,340	
June	1,340	

QUALITY

	Quantity	Base Number	Contract	AT	Region	England
% of FP17s for the same patient ID Re-attending within 3 months - Children	4	191	2.1%	9.2%	10.8%	11.5%
% of FP17s for the same patient ID Re-attending within 3 months - Adults	2	171	1.2%	14.8%	15.2%	15.4%
% of FP17s for the same patient ID Re-attending between 3 & 9 months - Children	97	191	50.8%	61.5%	62.2%	59.7%
% of FP17s for the same patient ID Re-attending between 3 & 9 months - Adults	86	171	50.3%	52.4%	52.9%	51.7%
% of FP17s for Band 1 Urgent Courses	2	354	0.6%	9.3%	9.7%	9.2%
% of FP17s Relating to Free Repair or Replacements	0	354	0.0%	0.5%	0.6%	0.7%
% of FP17s Relating to Continuations	0	354	0.0%	0.7%	0.7%	0.8%
% of Patients satisfied with the dentistry they have received	1	1	N/A	93.6%	93.6%	93.5%
% of Patients satisfied with the time they had to wait for an appointment	1	1	N/A	88.5%	86.3%	87.4%

* This is based on patients treated on this contract for their most recent course of treatment. Figures in italics indicate the base number of FP17s or Patient Questionnaire responses are less than 100. N/A is shown where the base number of responses is less than 10 during the period. % is calculated as Quantity/Base number*100

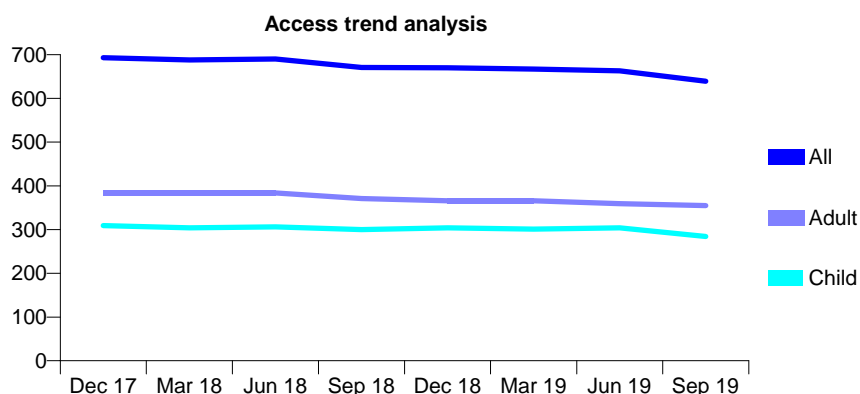
Q68 - Vital Signs At a Glance Contract Report for 781223/0001 - September 2019

Name or company name	Anitha Diwakar
Contract type name	GDS Contract
Purpose of contract	General
Contract start date	01/09/2012
Contract end date	

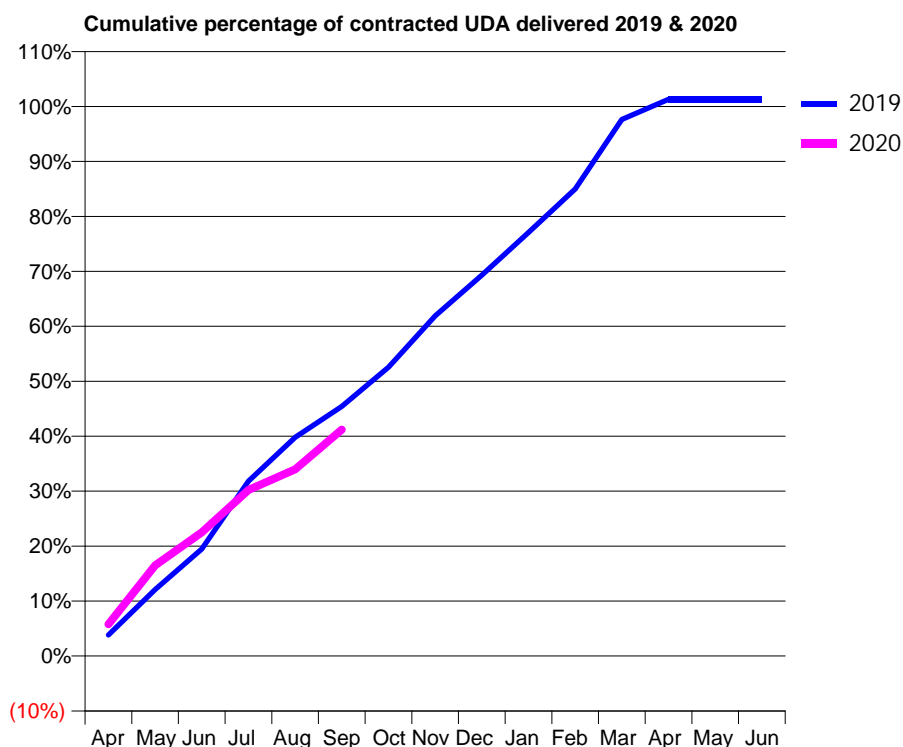
19/20 Contracted general activity (UDA)	1,614
Carry forward general activity (UDA)	0
19/20 Contracted orthodontic activity (UOA)	0
Carry forward orthodontic activity (UOA)	0
Baseline contract value	£39,476.06

ACCESS*

Patients seen in 24 months	Total	Change since previous quarter
Quarter ending September 2018	671	
Quarter ending December 2018	670	→
Quarter ending March 2019	667	→
Quarter ending June 2019	663	→
Quarter ending September 2019	639	↓
Variance since September 2018	(4.8%)	↓



ACTIVITY



Month	Adjusted Scheduled Activity (UDA)	
	2019	2020
April	62	93
May	195	266
June	314	363
July	514	488
August	642	548
September	733	665
October	848	
November	999	
December	1,119	
January	1,244	
February	1,372	
March	1,576	
April	1,635	
May	1,635	
June	1,635	

QUALITY

	Quantity	Base Number	Contract	AT	Region	England
% of FP17s for the same patient ID Re-attending within 3 months - Children	21	230	9.1%	9.2%	10.8%	11.5%
% of FP17s for the same patient ID Re-attending within 3 months - Adults	27	227	11.9%	14.8%	15.2%	15.4%
% of FP17s for the same patient ID Re-attending between 3 & 9 months - Children	150	230	65.2%	61.5%	62.2%	59.7%
% of FP17s for the same patient ID Re-attending between 3 & 9 months - Adults	159	227	70.0%	52.4%	52.9%	51.7%
% of FP17s for Band 1 Urgent Courses	29	436	6.7%	9.3%	9.7%	9.2%
% of FP17s Relating to Free Repair or Replacements	0	436	0.0%	0.5%	0.6%	0.7%
% of FP17s Relating to Continuations	1	436	0.2%	0.7%	0.7%	0.8%
% of Patients satisfied with the dentistry they have received	0	0	N/A	93.6%	93.6%	93.5%
% of Patients satisfied with the time they had to wait for an appointment	0	0	N/A	88.5%	86.3%	87.4%

* This is based on patients treated on this contract for their most recent course of treatment. Figures in italics indicate the base number of FP17s or Patient Questionnaire responses are less than 100. N/A is shown where the base number of responses is less than 10 during the period. % is calculated as Quantity/Base number*100

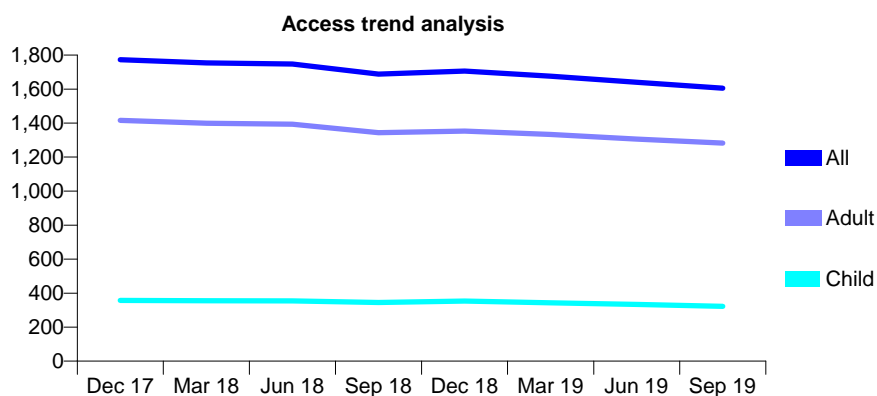
Q68 - Vital Signs At a Glance Contract Report for 785881/0001 - September 2019

Name or company name	MR HR FORGHANI ASHKEZARI
Contract type name	GDS Contract
Purpose of contract	General
Contract start date	01/11/2010
Contract end date	

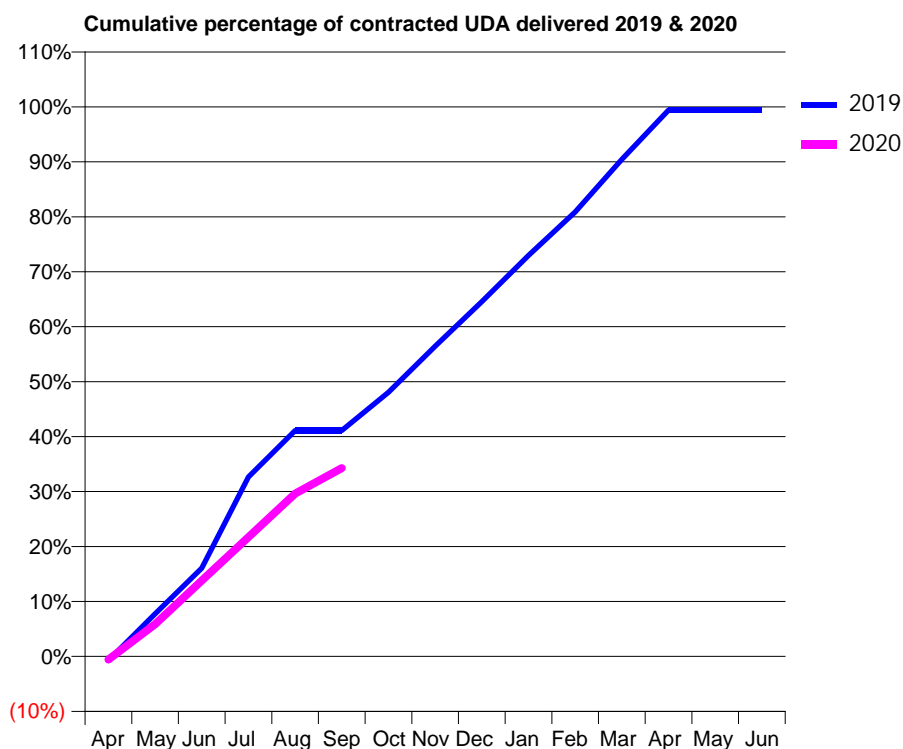
19/20 Contracted general activity (UDA)	6,668
Carry forward general activity (UDA)	40
19/20 Contracted orthodontic activity (UOA)	0
Carry forward orthodontic activity (UOA)	0
Baseline contract value	£173,008.77

ACCESS*

Patients seen in 24 months	Total	Change since previous quarter
Quarter ending September 2018	1,688	
Quarter ending December 2018	1,706	→
Quarter ending March 2019	1,676	↓
Quarter ending June 2019	1,640	↓
Quarter ending September 2019	1,605	↓
Variance since September 2018	(4.9%)	↓



ACTIVITY



Month	Adjusted Scheduled Activity (UDA)	
	2019	2020
April	-50	-40
May	519	391
June	1,070	920
July	2,179	1,447
August	2,740	1,977
September	2,740	2,285
October	3,204	
November	3,764	
December	4,306	
January	4,864	
February	5,394	
March	6,030	
April	6,628	
May	6,628	
June	6,628	

QUALITY

	Quantity	Base Number	Contract	AT	Region	England
% of FP17s for the same patient ID Re-attending within 3 months - Children	32	246	13.0%	9.2%	10.8%	11.5%
% of FP17s for the same patient ID Re-attending within 3 months - Adults	99	920	10.8%	14.8%	15.2%	15.4%
% of FP17s for the same patient ID Re-attending between 3 & 9 months - Children	165	246	67.1%	61.5%	62.2%	59.7%
% of FP17s for the same patient ID Re-attending between 3 & 9 months - Adults	636	920	69.1%	52.4%	52.9%	51.7%
% of FP17s for Band 1 Urgent Courses	32	957	3.3%	9.3%	9.7%	9.2%
% of FP17s Relating to Free Repair or Replacements	0	957	0.0%	0.5%	0.6%	0.7%
% of FP17s Relating to Continuations	19	957	2.0%	0.7%	0.7%	0.8%
% of Patients satisfied with the dentistry they have received	0	0	N/A	93.6%	93.6%	93.5%
% of Patients satisfied with the time they had to wait for an appointment	0	0	N/A	88.5%	86.3%	87.4%

* This is based on patients treated on this contract for their most recent course of treatment. Figures in italics indicate the base number of FP17s or Patient Questionnaire responses are less than 100. N/A is shown where the base number of responses is less than 10 during the period. % is calculated as Quantity/Base number*100

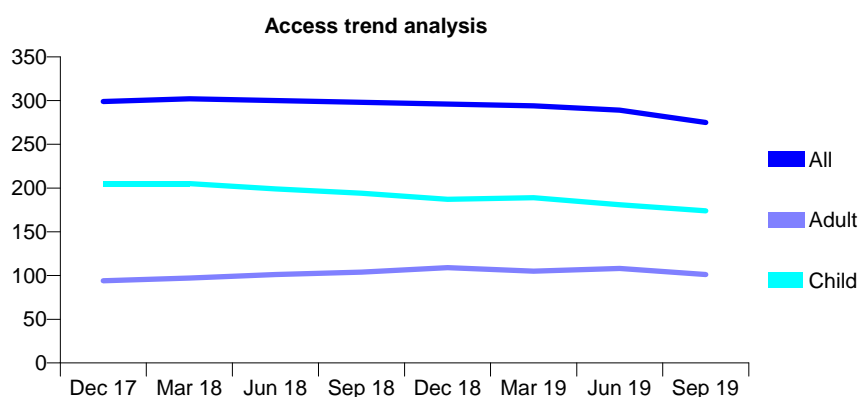
Q68 - Vital Signs At a Glance Contract Report for 807710/0001 - September 2019

Name or company name	MR PL DUKOFF-GORDON
Contract type name	GDS Contract
Purpose of contract	General
Contract start date	01/04/2006
Contract end date	31/07/2019

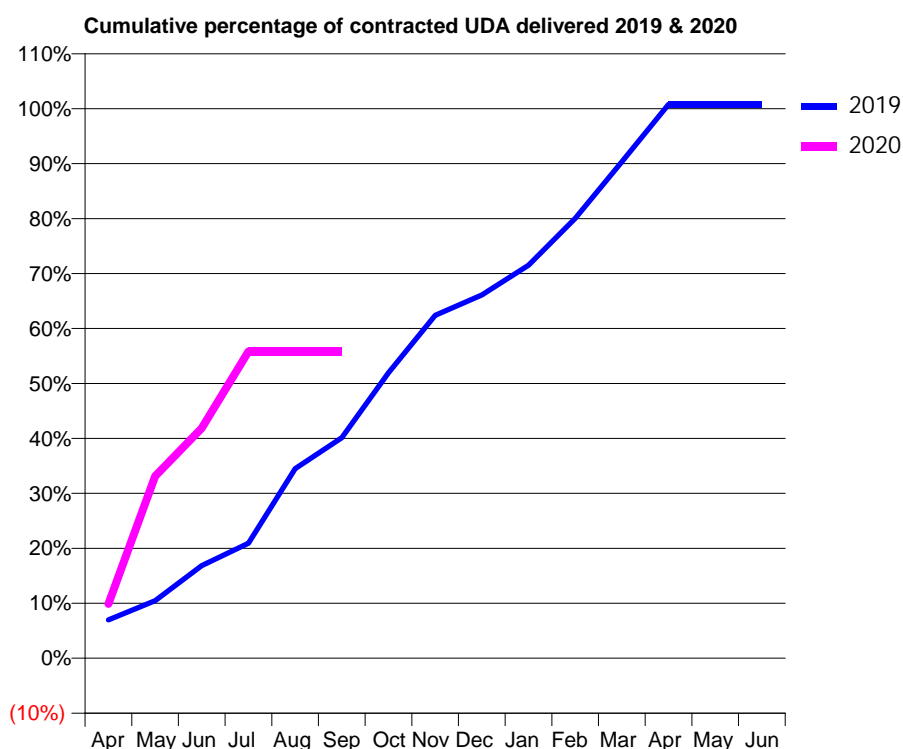
19/20 Contracted general activity (UDA)	172
Carry forward general activity (UDA)	0
19/20 Contracted orthodontic activity (UOA)	0
Carry forward orthodontic activity (UOA)	0
Baseline contract value	£4,008.95

ACCESS*

Patients seen in 24 months	Total	Change since previous quarter
Quarter ending September 2018	298	
Quarter ending December 2018	296	→
Quarter ending March 2019	294	→
Quarter ending June 2019	289	↓
Quarter ending September 2019	275	↓
Variance since September 2018	(7.7%)	↓



ACTIVITY



Month	2019	2020
April	36	17
May	54	57
June	87	72
July	108	96
August	178	96
September	207	96
October	268	
November	322	
December	341	
January	369	
February	413	
March	466	
April	520	
May	520	
June	520	

QUALITY

	Quantity	Base Number	Contract	AT	Region	England
% of FP17s for the same patient ID Re-attending within 3 months - Children	4	78	5.1%	9.2%	10.8%	11.5%
% of FP17s for the same patient ID Re-attending within 3 months - Adults	1	31	3.2%	14.8%	15.2%	15.4%
% of FP17s for the same patient ID Re-attending between 3 & 9 months - Children	64	78	82.1%	61.5%	62.2%	59.7%
% of FP17s for the same patient ID Re-attending between 3 & 9 months - Adults	23	31	74.2%	52.4%	52.9%	51.7%
% of FP17s for Band 1 Urgent Courses	0	78	0.0%	9.3%	9.7%	9.2%
% of FP17s Relating to Free Repair or Replacements	0	78	0.0%	0.5%	0.6%	0.7%
% of FP17s Relating to Continuations	1	78	1.3%	0.7%	0.7%	0.8%
% of Patients satisfied with the dentistry they have received	0	0	N/A	93.6%	93.6%	93.5%
% of Patients satisfied with the time they had to wait for an appointment	0	0	N/A	88.5%	86.3%	87.4%

* This is based on patients treated on this contract for their most recent course of treatment.

Figures in italics indicate the base number of FP17s or Patient Questionnaire responses are less than 100. N/A is shown where the base number of responses is less than 10 during the period. % is calculated as Quantity/Base number*100

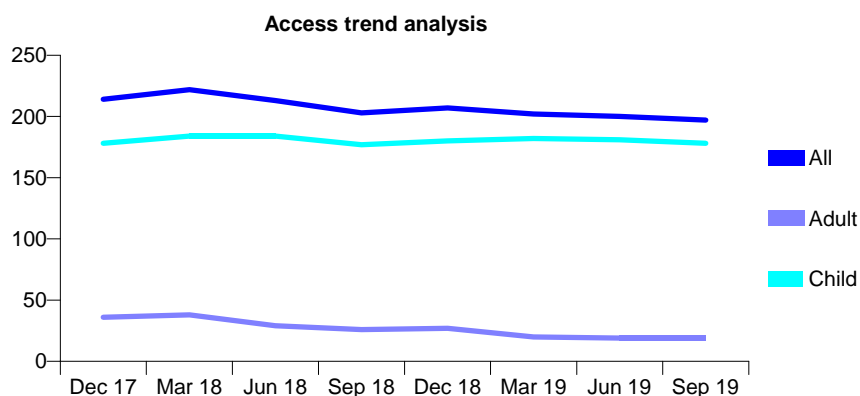
Q68 - Vital Signs At a Glance Contract Report for 810010/0001 - September 2019

Name or company name	MR RN HARDING
Contract type name	GDS Contract
Purpose of contract	General
Contract start date	01/04/2006
Contract end date	

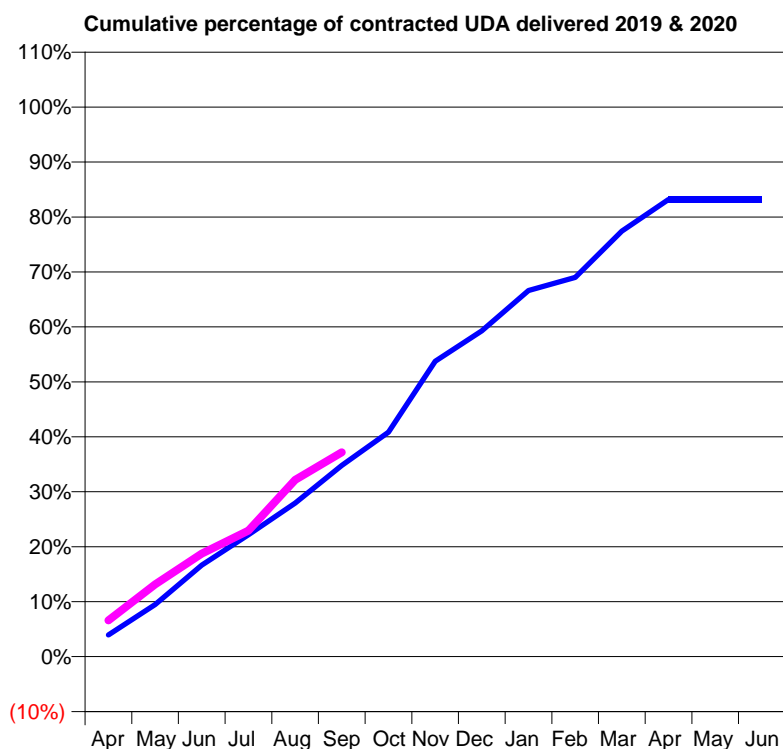
19/20 Contracted general activity (UDA)	380
Carry forward general activity (UDA)	0
19/20 Contracted orthodontic activity (UOA)	0
Carry forward orthodontic activity (UOA)	0
Baseline contract value	£9,202.98

ACCESS*

Patients seen in 24 months	Total	Change since previous quarter
Quarter ending September 2018	203	
Quarter ending December 2018	207	→
Quarter ending March 2019	202	↓
Quarter ending June 2019	200	→
Quarter ending September 2019	197	↓
Variance since September 2018	(3.0%)	↓



ACTIVITY



Month	Adjusted Scheduled Activity (UDA)	
	2019	2020
April	15	25
May	36	50
June	63	71
July	84	87
August	106	122
September	132	141
October	155	
November	204	
December	225	
January	253	
February	262	
March	294	
April	316	
May	316	
June	316	

QUALITY

	Quantity	Base Number	Contract	AT	Region	England
% of FP17s for the same patient ID Re-attending within 3 months - Children	5	127	3.9%	9.2%	10.8%	11.5%
% of FP17s for the same patient ID Re-attending within 3 months - Adults	0	4	0.0%	14.8%	15.2%	15.4%
% of FP17s for the same patient ID Re-attending between 3 & 9 months - Children	75	127	59.1%	61.5%	62.2%	59.7%
% of FP17s for the same patient ID Re-attending between 3 & 9 months - Adults	3	4	75.0%	52.4%	52.9%	51.7%
% of FP17s for Band 1 Urgent Courses	1	115	0.9%	9.3%	9.7%	9.2%
% of FP17s Relating to Free Repair or Replacements	0	115	0.0%	0.5%	0.6%	0.7%
% of FP17s Relating to Continuations	0	115	0.0%	0.7%	0.7%	0.8%
% of Patients satisfied with the dentistry they have received	0	0	N/A	93.6%	93.6%	93.5%
% of Patients satisfied with the time they had to wait for an appointment	0	0	N/A	88.5%	86.3%	87.4%

* This is based on patients treated on this contract for their most recent course of treatment. Figures in italics indicate the base number of FP17s or Patient Questionnaire responses are less than 100. N/A is shown where the base number of responses is less than 10 during the period. % is calculated as Quantity/Base number*100

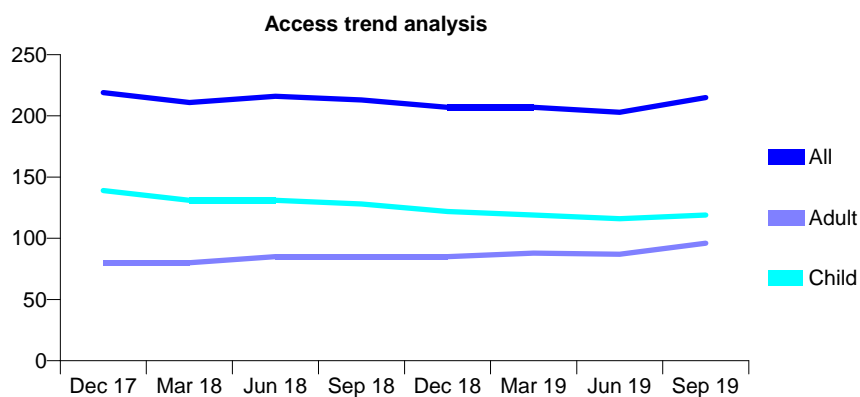
Q68 - Vital Signs At a Glance Contract Report for 811157/0001 - September 2019

Name or company name	MISS DE ALLEN
Contract type name	GDS Contract
Purpose of contract	General
Contract start date	01/04/2006
Contract end date	

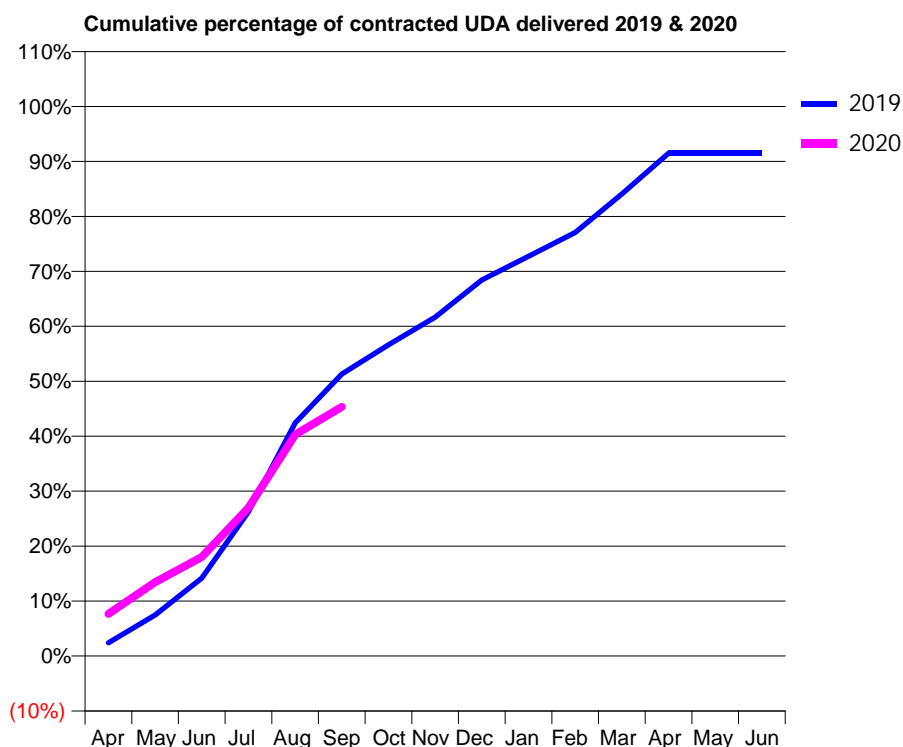
19/20 Contracted general activity (UDA)	416
Carry forward general activity (UDA)	0
19/20 Contracted orthodontic activity (UOA)	0
Carry forward orthodontic activity (UOA)	0
Baseline contract value	£10,910.03

ACCESS*

Patients seen in 24 months	Total	Change since previous quarter
Quarter ending September 2018	213	
Quarter ending December 2018	207	↓
Quarter ending March 2019	207	→
Quarter ending June 2019	203	↓
Quarter ending September 2019	215	↑
Variance since September 2018	0.9%	→



ACTIVITY



Month	Adjusted Scheduled Activity (UDA)	
	2019	2020
April	10	32
May	31	56
June	59	75
July	109	112
August	176	168
September	213	189
October	236	
November	257	
December	285	
January	303	
February	321	
March	350	
April	381	
May	381	
June	381	

QUALITY

	Quantity	Base Number	Contract	AT	Region	England
% of FP17s for the same patient ID Re-attending within 3 months - Children	4	100	4.0%	9.2%	10.8%	11.5%
% of FP17s for the same patient ID Re-attending within 3 months - Adults	3	51	5.9%	14.8%	15.2%	15.4%
% of FP17s for the same patient ID Re-attending between 3 & 9 months - Children	58	100	58.0%	61.5%	62.2%	59.7%
% of FP17s for the same patient ID Re-attending between 3 & 9 months - Adults	18	51	35.3%	52.4%	52.9%	51.7%
% of FP17s for Band 1 Urgent Courses	3	134	2.2%	9.3%	9.7%	9.2%
% of FP17s Relating to Free Repair or Replacements	0	134	0.0%	0.5%	0.6%	0.7%
% of FP17s Relating to Continuations	0	134	0.0%	0.7%	0.7%	0.8%
% of Patients satisfied with the dentistry they have received	0	0	N/A	93.6%	93.6%	93.5%
% of Patients satisfied with the time they had to wait for an appointment	0	0	N/A	88.5%	86.3%	87.4%

* This is based on patients treated on this contract for their most recent course of treatment. Figures in italics indicate the base number of FP17s or Patient Questionnaire responses are less than 100. N/A is shown where the base number of responses is less than 10 during the period. % is calculated as Quantity/Base number*100

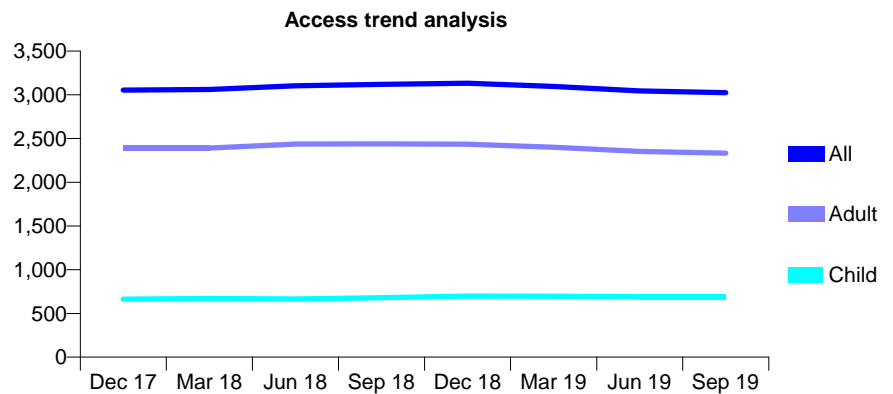
Q68 - Vital Signs At a Glance Contract Report for 812471/0001 - September 2019

Name or company name	MR ND THORPE-BEESTON
Contract type name	GDS Contract
Purpose of contract	General
Contract start date	01/04/2006
Contract end date	

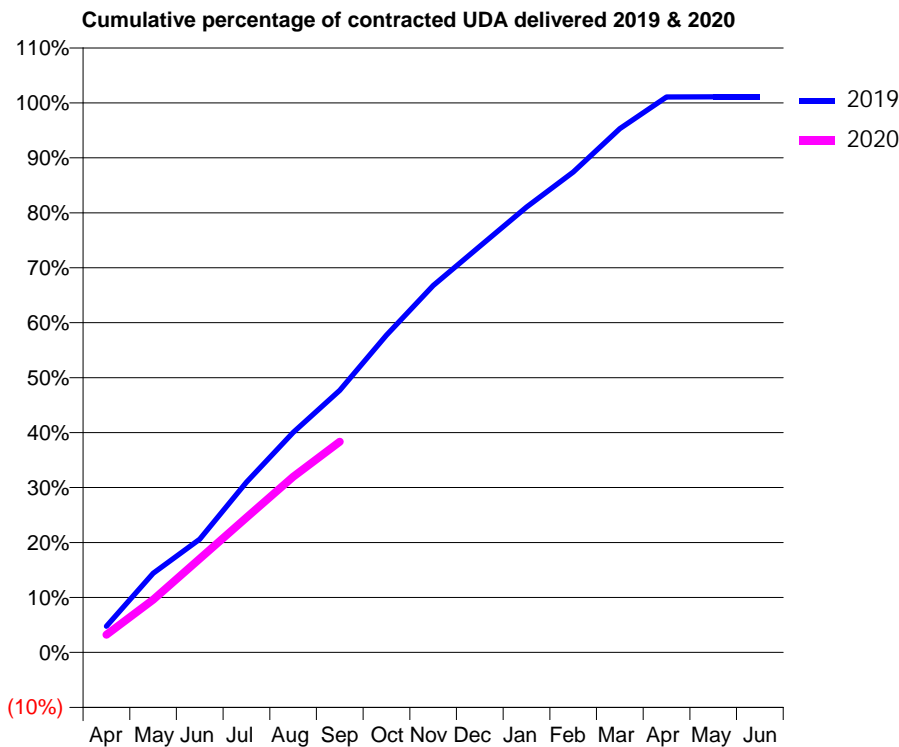
19/20 Contracted general activity (UDA)	8,238
Carry forward general activity (UDA)	0
19/20 Contracted orthodontic activity (UOA)	0
Carry forward orthodontic activity (UOA)	0
Baseline contract value	£199,224.24

ACCESS*

Patients seen in 24 months	Total	Change since previous quarter
Quarter ending September 2018	3,119	
Quarter ending December 2018	3,131	→
Quarter ending March 2019	3,095	↓
Quarter ending June 2019	3,045	↓
Quarter ending September 2019	3,025	→
Variance since September 2018	(3.0%)	↓



ACTIVITY



Month	2019	2020
April	394	264
May	1,187	790
June	1,699	1,403
July	2,551	2,022
August	3,298	2,634
September	3,930	3,159
October	4,757	
November	5,500	
December	6,088	
January	6,676	
February	7,201	
March	7,852	
April	8,324	
May	8,328	
June	8,328	

QUALITY

	Quantity	Base Number	Contract	AT	Region	England
% of FP17s for the same patient ID Re-attending within 3 months - Children	21	412	5.1%	9.2%	10.8%	11.5%
% of FP17s for the same patient ID Re-attending within 3 months - Adults	199	1,318	15.1%	14.8%	15.2%	15.4%
% of FP17s for the same patient ID Re-attending between 3 & 9 months - Children	181	412	43.9%	61.5%	62.2%	59.7%
% of FP17s for the same patient ID Re-attending between 3 & 9 months - Adults	568	1,318	43.1%	52.4%	52.9%	51.7%
% of FP17s for Band 1 Urgent Courses	184	1,540	11.9%	9.3%	9.7%	9.2%
% of FP17s Relating to Free Repair or Replacements	16	1,540	1.0%	0.5%	0.6%	0.7%
% of FP17s Relating to Continuations	14	1,540	0.9%	0.7%	0.7%	0.8%
% of Patients satisfied with the dentistry they have received	1	1	N/A	93.6%	93.6%	93.5%
% of Patients satisfied with the time they had to wait for an appointment	1	1	N/A	88.5%	86.3%	87.4%

* This is based on patients treated on this contract for their most recent course of treatment. Figures in italics indicate the base number of FP17s or Patient Questionnaire responses are less than 100. N/A is shown where the base number of responses is less than 10 during the period. % is calculated as Quantity/Base number*100

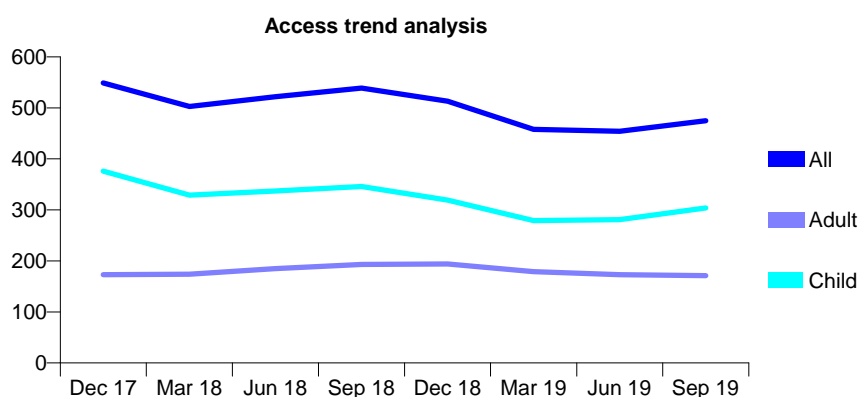
Q68 - Vital Signs At a Glance Contract Report for 812838/0001 - September 2019

Name or company name	White House Dental Practice Partnership
Contract type name	GDS Contract
Purpose of contract	General
Contract start date	01/04/2006
Contract end date	

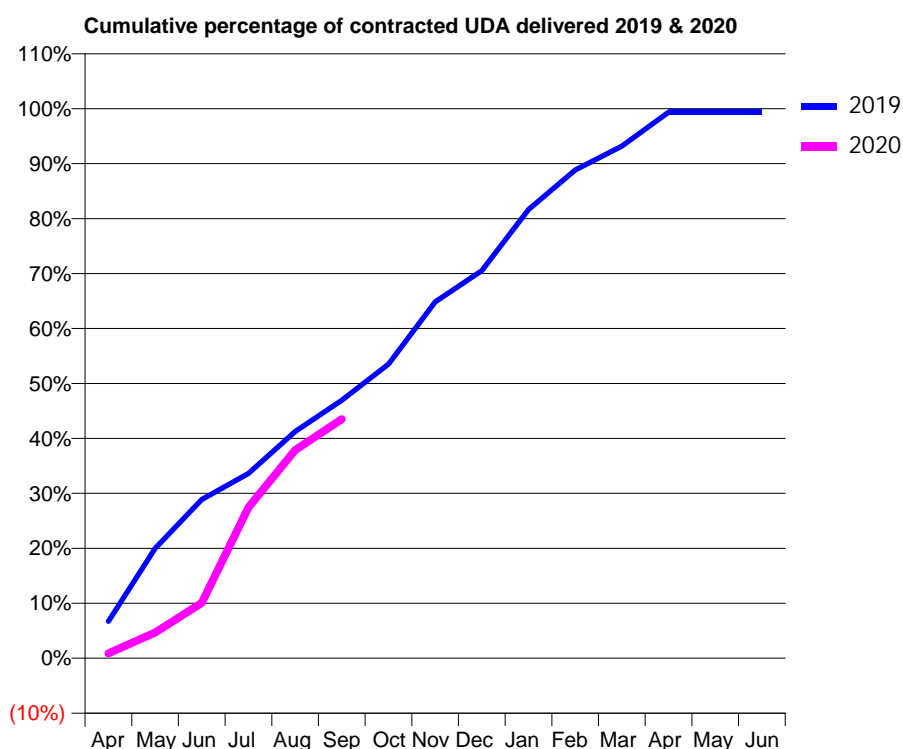
19/20 Contracted general activity (UDA)	1,242
Carry forward general activity (UDA)	7
19/20 Contracted orthodontic activity (UOA)	0
Carry forward orthodontic activity (UOA)	0
Baseline contract value	£28,567.82

ACCESS*

Patients seen in 24 months	Total	Change since previous quarter
Quarter ending September 2018	539	
Quarter ending December 2018	513	↓
Quarter ending March 2019	458	↓
Quarter ending June 2019	454	→
Quarter ending September 2019	475	↑
Variance since September 2018	(11.9%)	↓



ACTIVITY



Month	2019	2020
April	83	11
May	249	58
June	359	125
July	418	341
August	512	470
September	583	540
October	665	
November	806	
December	876	
January	1,014	
February	1,103	
March	1,157	
April	1,234	
May	1,234	
June	1,234	

QUALITY

	Quantity	Base Number	Contract	AT	Region	England
% of FP17s for the same patient ID Re-attending within 3 months - Children	5	241	2.1%	9.2%	10.8%	11.5%
% of FP17s for the same patient ID Re-attending within 3 months - Adults	7	90	7.8%	14.8%	15.2%	15.4%
% of FP17s for the same patient ID Re-attending between 3 & 9 months - Children	138	241	57.3%	61.5%	62.2%	59.7%
% of FP17s for the same patient ID Re-attending between 3 & 9 months - Adults	42	90	46.7%	52.4%	52.9%	51.7%
% of FP17s for Band 1 Urgent Courses	7	299	2.3%	9.3%	9.7%	9.2%
% of FP17s Relating to Free Repair or Replacements	0	299	0.0%	0.5%	0.6%	0.7%
% of FP17s Relating to Continuations	0	299	0.0%	0.7%	0.7%	0.8%
% of Patients satisfied with the dentistry they have received	0	0	N/A	93.6%	93.6%	93.5%
% of Patients satisfied with the time they had to wait for an appointment	0	0	N/A	88.5%	86.3%	87.4%

* This is based on patients treated on this contract for their most recent course of treatment.

Figures in italics indicate the base number of FP17s or Patient Questionnaire responses are less than 100. N/A is shown where the base number of responses is less than 10 during the period. % is calculated as Quantity/Base number*100

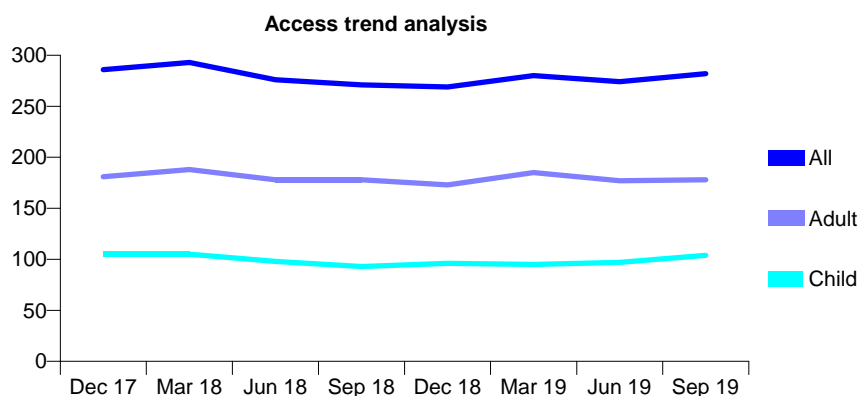
Q68 - Vital Signs At a Glance Contract Report for 812889/0001 - September 2019

Name or company name	MR D PATTINSON
Contract type name	GDS Contract
Purpose of contract	General
Contract start date	01/04/2006
Contract end date	

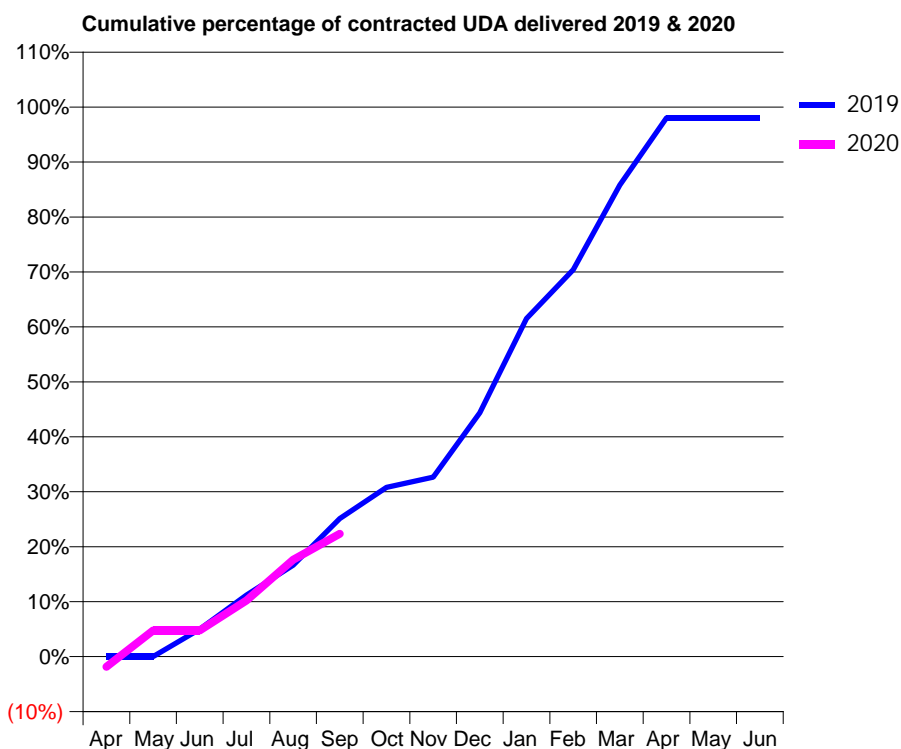
19/20 Contracted general activity (UDA)	750
Carry forward general activity (UDA)	14
19/20 Contracted orthodontic activity (UOA)	0
Carry forward orthodontic activity (UOA)	0
Baseline contract value	£17,253.96

ACCESS*

Patients seen in 24 months	Total	Change since previous quarter
Quarter ending September 2018	271	
Quarter ending December 2018	269	→
Quarter ending March 2019	280	↑
Quarter ending June 2019	274	↓
Quarter ending September 2019	282	↑
Variance since September 2018	4.1%	↑



ACTIVITY



Month	Adjusted Scheduled Activity (UDA)	
	2019	2020
April	0	-14
May	0	36
June	38	36
July	84	77
August	125	132
September	188	168
October	231	
November	245	
December	333	
January	461	
February	528	
March	643	
April	735	
May	735	
June	735	

QUALITY

	Quantity	Base Number	Contract	AT	Region	England
% of FP17s for the same patient ID Re-attending within 3 months - Children	8	72	11.1%	9.2%	10.8%	11.5%
% of FP17s for the same patient ID Re-attending within 3 months - Adults	18	71	25.4%	14.8%	15.2%	15.4%
% of FP17s for the same patient ID Re-attending between 3 & 9 months - Children	36	72	50.0%	61.5%	62.2%	59.7%
% of FP17s for the same patient ID Re-attending between 3 & 9 months - Adults	36	71	50.7%	52.4%	52.9%	51.7%
% of FP17s for Band 1 Urgent Courses	19	118	16.1%	9.3%	9.7%	9.2%
% of FP17s Relating to Free Repair or Replacements	0	118	0.0%	0.5%	0.6%	0.7%
% of FP17s Relating to Continuations	0	118	0.0%	0.7%	0.7%	0.8%
% of Patients satisfied with the dentistry they have received	0	0	N/A	93.6%	93.6%	93.5%
% of Patients satisfied with the time they had to wait for an appointment	0	0	N/A	88.5%	86.3%	87.4%

* This is based on patients treated on this contract for their most recent course of treatment. Figures in italics indicate the base number of FP17s or Patient Questionnaire responses are less than 100. N/A is shown where the base number of responses is less than 10 during the period. % is calculated as Quantity/Base number*100

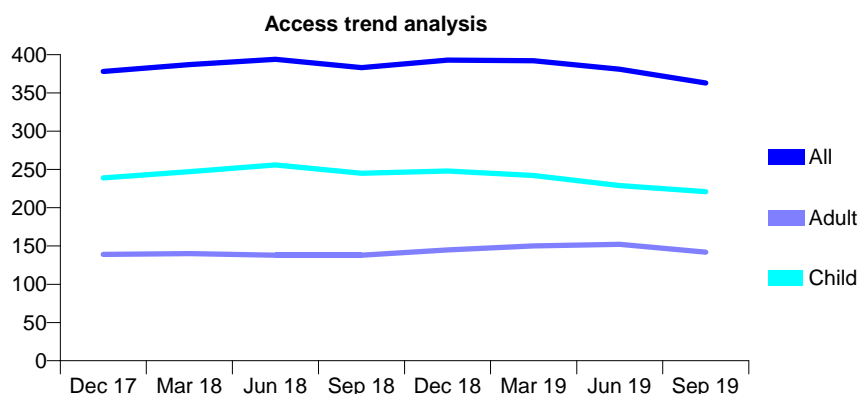
Q68 - Vital Signs At a Glance Contract Report for 817376/0001 - September 2019

Name or company name	MR JP HYDER
Contract type name	GDS Contract
Purpose of contract	General
Contract start date	01/04/2006
Contract end date	

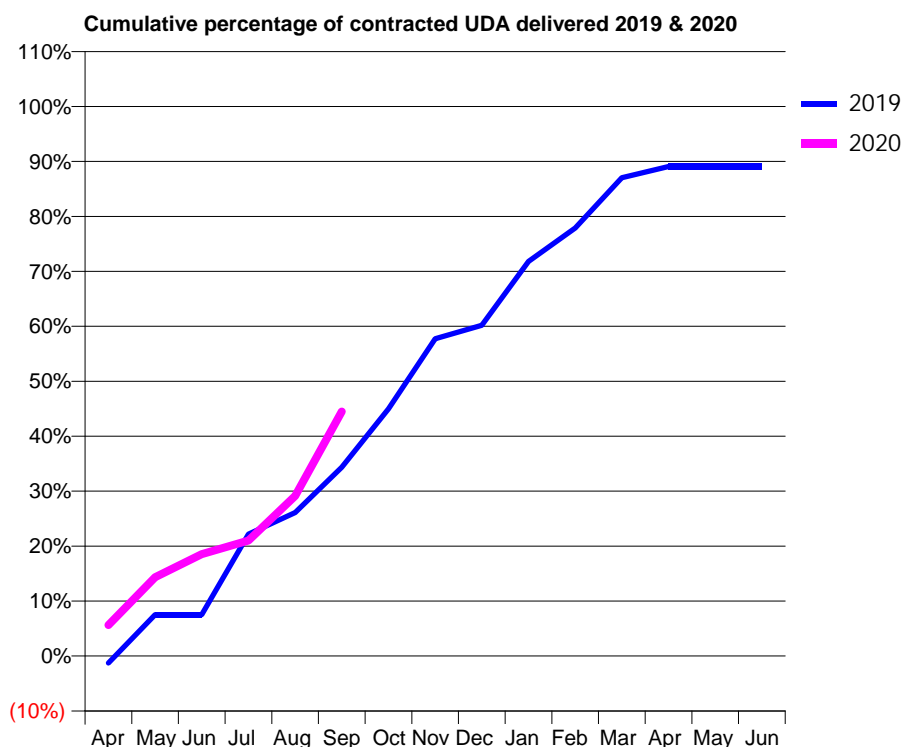
19/20 Contracted general activity (UDA)	690
Carry forward general activity (UDA)	0
19/20 Contracted orthodontic activity (UOA)	0
Carry forward orthodontic activity (UOA)	0
Baseline contract value	£17,118.68

ACCESS*

Patients seen in 24 months	Total	Change since previous quarter
Quarter ending September 2018	383	
Quarter ending December 2018	393	↑
Quarter ending March 2019	392	→
Quarter ending June 2019	381	↓
Quarter ending September 2019	363	↓
Variance since September 2018	(5.2%)	↓



ACTIVITY



Month	Adjusted Scheduled Activity (UDA)	
	2019	2020
April	-9	39
May	52	99
June	52	128
July	153	145
August	180	201
September	237	307
October	310	
November	398	
December	415	
January	495	
February	537	
March	601	
April	615	
May	615	
June	615	

QUALITY

	Quantity	Base Number	Contract	AT	Region	England
% of FP17s for the same patient ID Re-attending within 3 months - Children	3	162	1.9%	9.2%	10.8%	11.5%
% of FP17s for the same patient ID Re-attending within 3 months - Adults	9	91	9.9%	14.8%	15.2%	15.4%
% of FP17s for the same patient ID Re-attending between 3 & 9 months - Children	125	162	77.2%	61.5%	62.2%	59.7%
% of FP17s for the same patient ID Re-attending between 3 & 9 months - Adults	59	91	64.8%	52.4%	52.9%	51.7%
% of FP17s for Band 1 Urgent Courses	0	243	0.0%	9.3%	9.7%	9.2%
% of FP17s Relating to Free Repair or Replacements	0	243	0.0%	0.5%	0.6%	0.7%
% of FP17s Relating to Continuations	0	243	0.0%	0.7%	0.7%	0.8%
% of Patients satisfied with the dentistry they have received	1	1	N/A	93.6%	93.6%	93.5%
% of Patients satisfied with the time they had to wait for an appointment	1	1	N/A	88.5%	86.3%	87.4%

* This is based on patients treated on this contract for their most recent course of treatment. Figures in italics indicate the base number of FP17s or Patient Questionnaire responses are less than 100. N/A is shown where the base number of responses is less than 10 during the period. % is calculated as Quantity/Base number*100

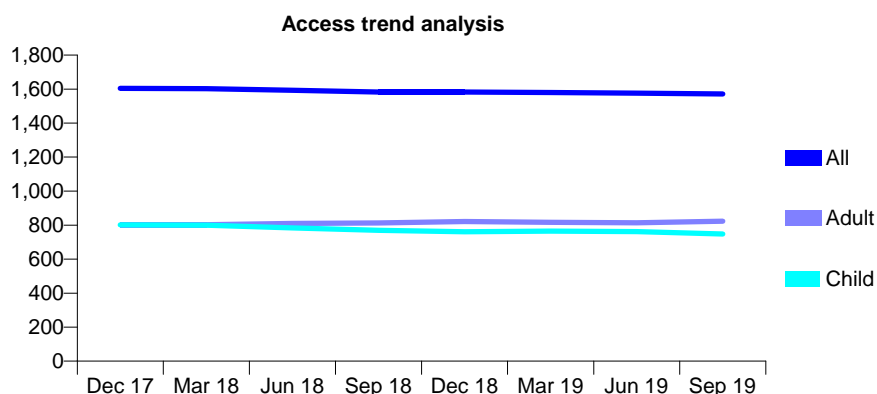
Q68 - Vital Signs At a Glance Contract Report for 817546/0001 - September 2019

Name or company name	MR JS SANDHU
Contract type name	GDS Contract
Purpose of contract	General
Contract start date	01/04/2006
Contract end date	

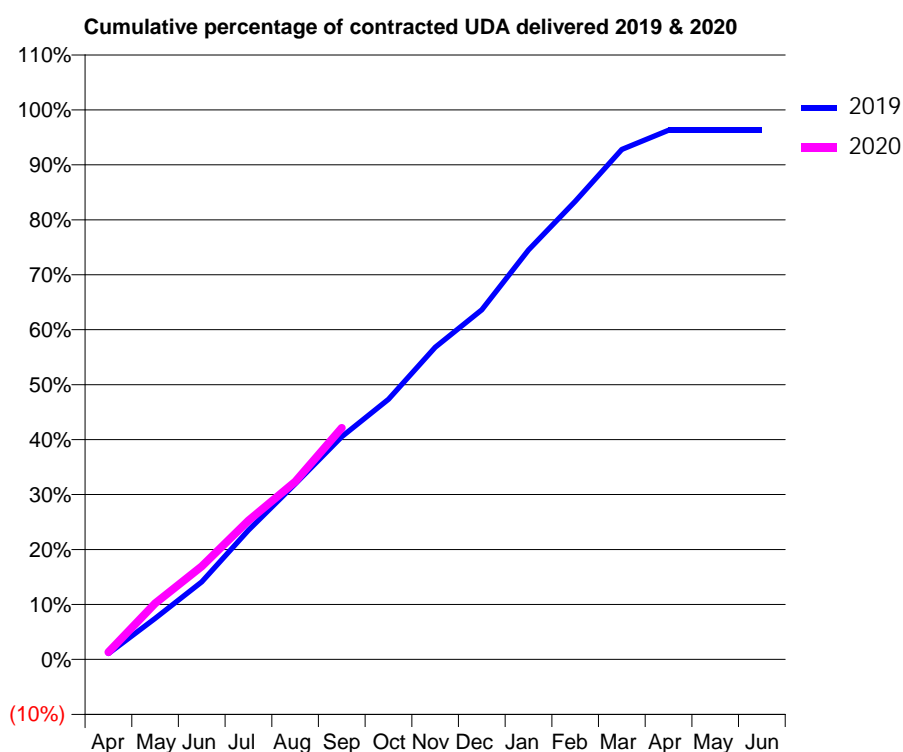
19/20 Contracted general activity (UDA)	4,500
Carry forward general activity (UDA)	166
19/20 Contracted orthodontic activity (UOA)	0
Carry forward orthodontic activity (UOA)	0
Baseline contract value	£116,487.81

ACCESS*

Patients seen in 24 months	Total	Change since previous quarter
Quarter ending September 2018	1,582	
Quarter ending December 2018	1,582	→
Quarter ending March 2019	1,580	→
Quarter ending June 2019	1,576	→
Quarter ending September 2019	1,571	→
Variance since September 2018	(0.7%)	→



ACTIVITY



Month	2019	2020
April	48	60
May	336	459
June	635	762
July	1,059	1,137
August	1,437	1,455
September	1,824	1,896
October	2,130	
November	2,556	
December	2,862	
January	3,353	
February	3,751	
March	4,176	
April	4,333	
May	4,333	
June	4,333	

QUALITY

	Quantity	Base Number	Contract	AT	Region	England
% of FP17s for the same patient ID Re-attending within 3 months - Children	42	651	6.5%	9.2%	10.8%	11.5%
% of FP17s for the same patient ID Re-attending within 3 months - Adults	62	637	9.7%	14.8%	15.2%	15.4%
% of FP17s for the same patient ID Re-attending between 3 & 9 months - Children	503	651	77.3%	61.5%	62.2%	59.7%
% of FP17s for the same patient ID Re-attending between 3 & 9 months - Adults	458	637	71.9%	52.4%	52.9%	51.7%
% of FP17s for Band 1 Urgent Courses	36	1,200	3.0%	9.3%	9.7%	9.2%
% of FP17s Relating to Free Repair or Replacements	2	1,200	0.2%	0.5%	0.6%	0.7%
% of FP17s Relating to Continuations	0	1,200	0.0%	0.7%	0.7%	0.8%
% of Patients satisfied with the dentistry they have received	1	1	N/A	93.6%	93.6%	93.5%
% of Patients satisfied with the time they had to wait for an appointment	1	1	N/A	88.5%	86.3%	87.4%

* This is based on patients treated on this contract for their most recent course of treatment. Figures in italics indicate the base number of FP17s or Patient Questionnaire responses are less than 100. N/A is shown where the base number of responses is less than 10 during the period. % is calculated as Quantity/Base number*100

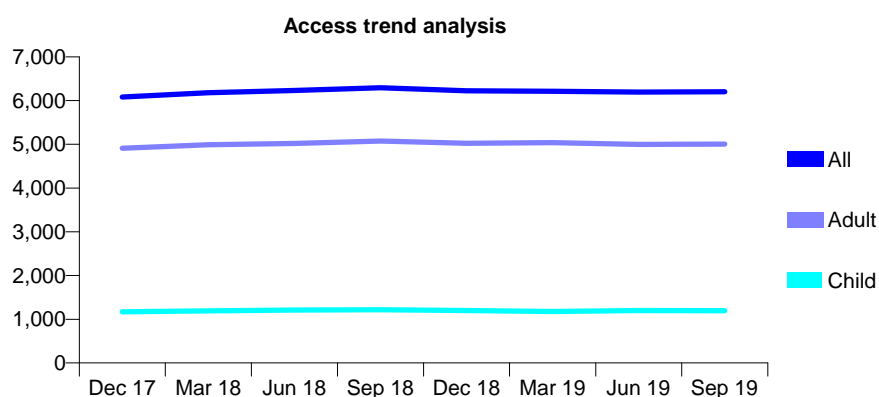
Q68 - Vital Signs At a Glance Contract Report for 817783/0001 - September 2019

Name or company name	Mr J Dhaliwal
Contract type name	GDS Contract
Purpose of contract	General
Contract start date	01/04/2006
Contract end date	

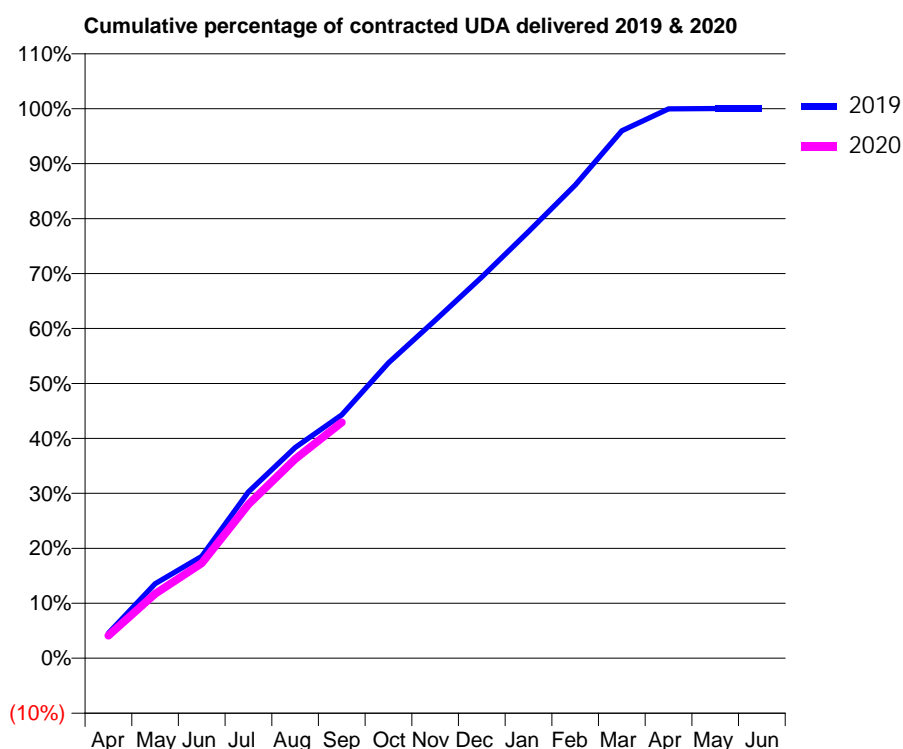
19/20 Contracted general activity (UDA)	19,470
Carry forward general activity (UDA)	0
19/20 Contracted orthodontic activity (UOA)	0
Carry forward orthodontic activity (UOA)	0
Baseline contract value	£592,586.98

ACCESS*

Patients seen in 24 months	Total	Change since previous quarter
Quarter ending September 2018	6,293	
Quarter ending December 2018	6,225	↓
Quarter ending March 2019	6,212	→
Quarter ending June 2019	6,196	→
Quarter ending September 2019	6,202	→
Variance since September 2018	(1.4%)	↓



ACTIVITY



Month	2019	2020
April	885	800
May	2,637	2,284
June	3,607	3,367
July	5,892	5,454
August	7,465	7,057
September	8,622	8,357
October	10,465	
November	11,970	
December	13,504	
January	15,114	
February	16,759	
March	18,683	
April	19,463	
May	19,472	
June	19,472	

QUALITY

	Quantity	Base Number	Contract	AT	Region	England
% of FP17s for the same patient ID Re-attending within 3 months - Children	79	950	8.3%	9.2%	10.8%	11.5%
% of FP17s for the same patient ID Re-attending within 3 months - Adults	547	3,856	14.2%	14.8%	15.2%	15.4%
% of FP17s for the same patient ID Re-attending between 3 & 9 months - Children	638	950	67.2%	61.5%	62.2%	59.7%
% of FP17s for the same patient ID Re-attending between 3 & 9 months - Adults	2,547	3,856	66.1%	52.4%	52.9%	51.7%
% of FP17s for Band 1 Urgent Courses	359	4,411	8.1%	9.3%	9.7%	9.2%
% of FP17s Relating to Free Repair or Replacements	17	4,411	0.4%	0.5%	0.6%	0.7%
% of FP17s Relating to Continuations	31	4,411	0.7%	0.7%	0.7%	0.8%
% of Patients satisfied with the dentistry they have received	0	0	N/A	93.6%	93.6%	93.5%
% of Patients satisfied with the time they had to wait for an appointment	0	0	N/A	88.5%	86.3%	87.4%

* This is based on patients treated on this contract for their most recent course of treatment.

Figures in italics indicate the base number of FP17s or Patient Questionnaire responses are less than 100. N/A is shown where the base number of responses is less than 10 during the period. % is calculated as Quantity/Base number*100

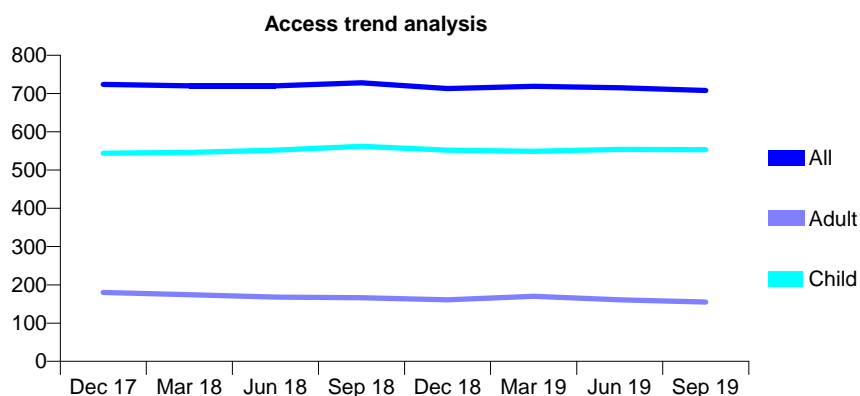
Q68 - Vital Signs At a Glance Contract Report for 817910/0001 - September 2019

Name or company name	MR GD LOADER
Contract type name	GDS Contract
Purpose of contract	General
Contract start date	01/04/2006
Contract end date	

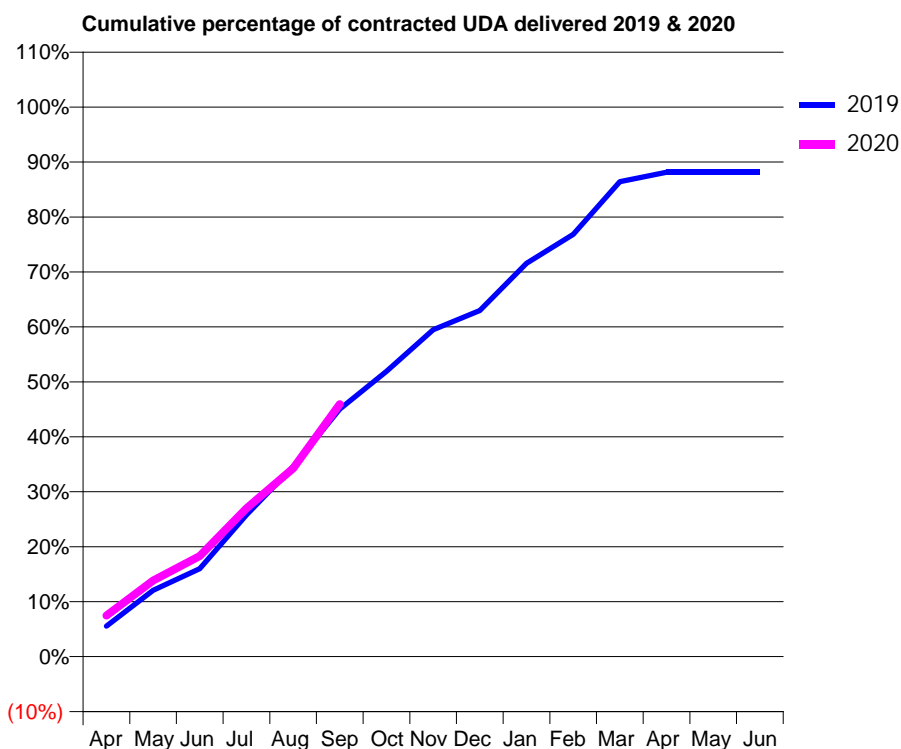
19/20 Contracted general activity (UDA)	1,350
Carry forward general activity (UDA)	0
19/20 Contracted orthodontic activity (UOA)	0
Carry forward orthodontic activity (UOA)	0
Baseline contract value	£32,190.94

ACCESS*

Patients seen in 24 months	Total	Change since previous quarter
Quarter ending September 2018	728	
Quarter ending December 2018	713	↓
Quarter ending March 2019	719	→
Quarter ending June 2019	715	→
Quarter ending September 2019	708	→
Variance since September 2018	(2.7%)	↓



ACTIVITY



Month	Adjusted Scheduled Activity (UDA)	
	2019	2020
April	75	101
May	163	187
June	216	247
July	348	364
August	467	463
September	608	620
October	701	
November	803	
December	850	
January	966	
February	1,037	
March	1,167	
April	1,190	
May	1,190	
June	1,190	

QUALITY

	Quantity	Base Number	Contract	AT	Region	England
% of FP17s for the same patient ID Re-attending within 3 months - Children	20	461	4.3%	9.2%	10.8%	11.5%
% of FP17s for the same patient ID Re-attending within 3 months - Adults	1	96	1.0%	14.8%	15.2%	15.4%
% of FP17s for the same patient ID Re-attending between 3 & 9 months - Children	312	461	67.7%	61.5%	62.2%	59.7%
% of FP17s for the same patient ID Re-attending between 3 & 9 months - Adults	63	96	65.6%	52.4%	52.9%	51.7%
% of FP17s for Band 1 Urgent Courses	6	534	1.1%	9.3%	9.7%	9.2%
% of FP17s Relating to Free Repair or Replacements	0	534	0.0%	0.5%	0.6%	0.7%
% of FP17s Relating to Continuations	5	534	0.9%	0.7%	0.7%	0.8%
% of Patients satisfied with the dentistry they have received	1	1	N/A	93.6%	93.6%	93.5%
% of Patients satisfied with the time they had to wait for an appointment	1	1	N/A	88.5%	86.3%	87.4%

* This is based on patients treated on this contract for their most recent course of treatment. Figures in italics indicate the base number of FP17s or Patient Questionnaire responses are less than 100. N/A is shown where the base number of responses is less than 10 during the period. % is calculated as Quantity/Base number*100

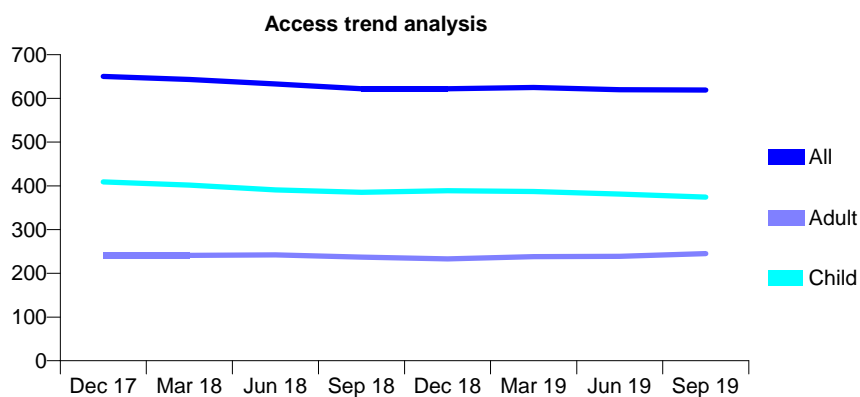
Q68 - Vital Signs At a Glance Contract Report for 819158/0001 - September 2019

Name or company name	MRS NJ GRAINGE
Contract type name	GDS Contract
Purpose of contract	General
Contract start date	01/04/2006
Contract end date	

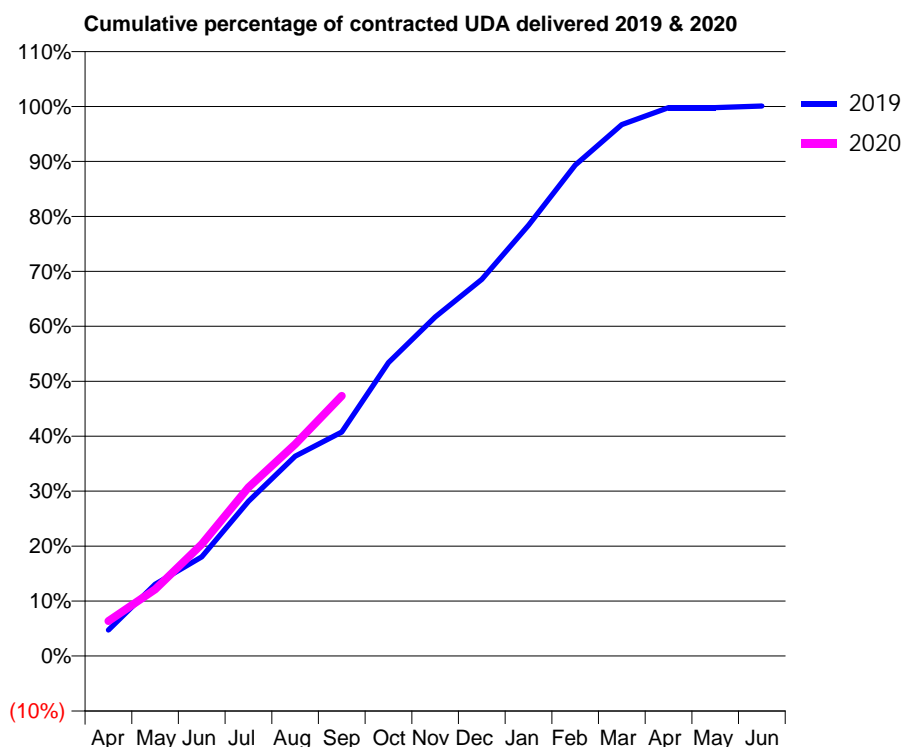
19/20 Contracted general activity (UDA)	1,450
Carry forward general activity (UDA)	0
19/20 Contracted orthodontic activity (UOA)	0
Carry forward orthodontic activity (UOA)	0
Baseline contract value	£30,999.81

ACCESS*

Patients seen in 24 months	Total	Change since previous quarter
Quarter ending September 2018	622	
Quarter ending December 2018	622	→
Quarter ending March 2019	625	→
Quarter ending June 2019	620	→
Quarter ending September 2019	619	→
Variance since September 2018	(0.5%)	→



ACTIVITY



Month	Adjusted Scheduled Activity (UDA)	
	2019	2020
April	69	92
May	189	176
June	262	295
July	408	445
August	527	559
September	591	686
October	774	
November	895	
December	994	
January	1,136	
February	1,295	
March	1,402	
April	1,447	
May	1,447	
June	1,451	

QUALITY

	Quantity	Base Number	Contract	AT	Region	England
% of FP17s for the same patient ID Re-attending within 3 months - Children	20	298	6.7%	9.2%	10.8%	11.5%
% of FP17s for the same patient ID Re-attending within 3 months - Adults	15	137	10.9%	14.8%	15.2%	15.4%
% of FP17s for the same patient ID Re-attending between 3 & 9 months - Children	221	298	74.2%	61.5%	62.2%	59.7%
% of FP17s for the same patient ID Re-attending between 3 & 9 months - Adults	58	137	42.3%	52.4%	52.9%	51.7%
% of FP17s for Band 1 Urgent Courses	22	408	5.4%	9.3%	9.7%	9.2%
% of FP17s Relating to Free Repair or Replacements	0	408	0.0%	0.5%	0.6%	0.7%
% of FP17s Relating to Continuations	0	408	0.0%	0.7%	0.7%	0.8%
% of Patients satisfied with the dentistry they have received	0	0	N/A	93.6%	93.6%	93.5%
% of Patients satisfied with the time they had to wait for an appointment	0	0	N/A	88.5%	86.3%	87.4%

* This is based on patients treated on this contract for their most recent course of treatment. Figures in italics indicate the base number of FP17s or Patient Questionnaire responses are less than 100. N/A is shown where the base number of responses is less than 10 during the period. % is calculated as Quantity/Base number*100

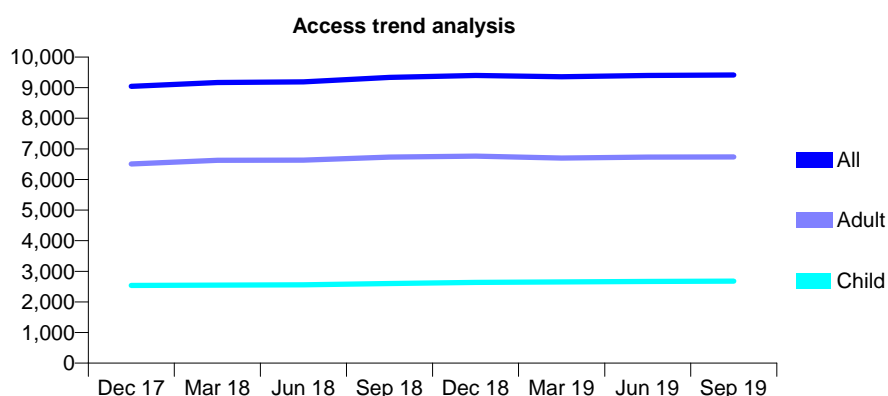
Q68 - Vital Signs At a Glance Contract Report for 819492/0001 - September 2019

Name or company name	MISS KT TANNA
Contract type name	GDS Contract
Purpose of contract	General
Contract start date	01/04/2006
Contract end date	

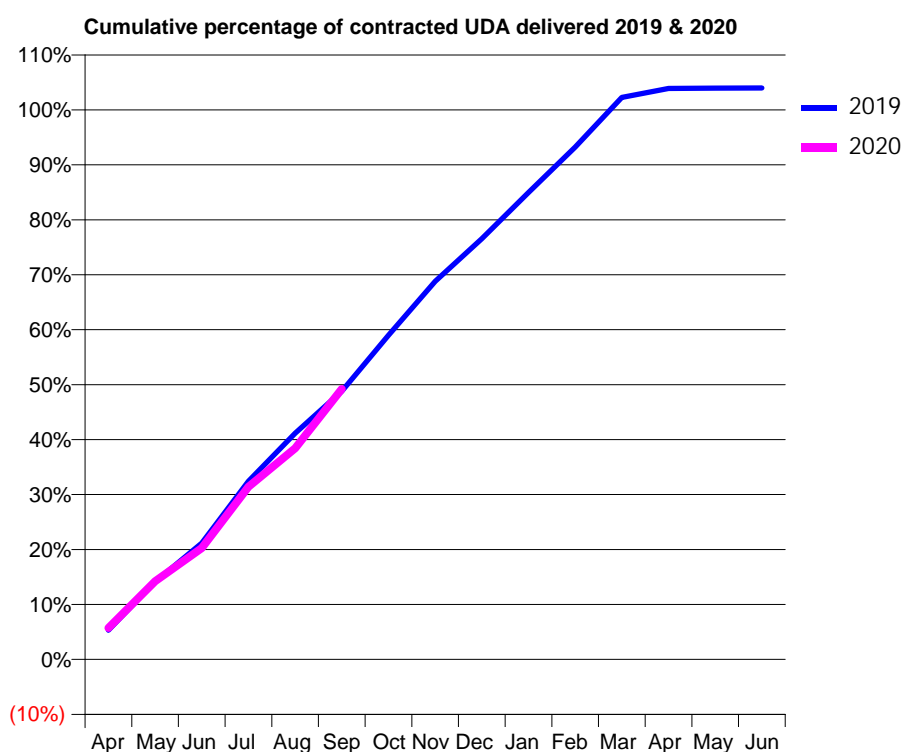
19/20 Contracted general activity (UDA)	20,150
Carry forward general activity (UDA)	0
19/20 Contracted orthodontic activity (UOA)	0
Carry forward orthodontic activity (UOA)	0
Baseline contract value	£600,673.42

ACCESS*

Patients seen in 24 months	Total	Change since previous quarter
Quarter ending September 2018	9,335	
Quarter ending December 2018	9,402	→
Quarter ending March 2019	9,356	→
Quarter ending June 2019	9,401	→
Quarter ending September 2019	9,416	→
Variance since September 2018	0.9%	→



ACTIVITY



Month	Adjusted Scheduled Activity (UDA)	
	2019	2020
April	1,073	1,154
May	2,849	2,868
June	4,265	4,081
July	6,534	6,329
August	8,295	7,741
September	9,832	9,913
October	11,884	
November	13,863	
December	15,423	
January	17,123	
February	18,789	
March	20,606	
April	20,936	
May	20,948	
June	20,951	

QUALITY

	Quantity	Base Number	Contract	AT	Region	England
% of FP17s for the same patient ID Re-attending within 3 months - Children	117	2,049	5.7%	9.2%	10.8%	11.5%
% of FP17s for the same patient ID Re-attending within 3 months - Adults	493	4,375	11.3%	14.8%	15.2%	15.4%
% of FP17s for the same patient ID Re-attending between 3 & 9 months - Children	1,392	2,049	67.9%	61.5%	62.2%	59.7%
% of FP17s for the same patient ID Re-attending between 3 & 9 months - Adults	2,436	4,375	55.7%	52.4%	52.9%	51.7%
% of FP17s for Band 1 Urgent Courses	631	6,203	10.2%	9.3%	9.7%	9.2%
% of FP17s Relating to Free Repair or Replacements	35	6,203	0.6%	0.5%	0.6%	0.7%
% of FP17s Relating to Continuations	4	6,203	0.1%	0.7%	0.7%	0.8%
% of Patients satisfied with the dentistry they have received	3	3	N/A	93.6%	93.6%	93.5%
% of Patients satisfied with the time they had to wait for an appointment	3	3	N/A	88.5%	86.3%	87.4%

* This is based on patients treated on this contract for their most recent course of treatment. Figures in italics indicate the base number of FP17s or Patient Questionnaire responses are less than 100. N/A is shown where the base number of responses is less than 10 during the period. % is calculated as Quantity/Base number*100

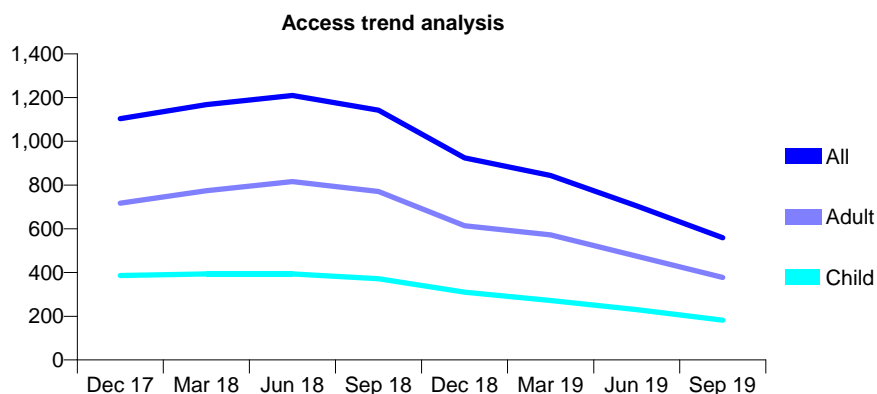
Q68 - Vital Signs At a Glance Contract Report for 819921/0001 - September 2019

Name or company name	Priors Croft Partnership
Contract type name	GDS Contract
Purpose of contract	General
Contract start date	01/04/2006
Contract end date	

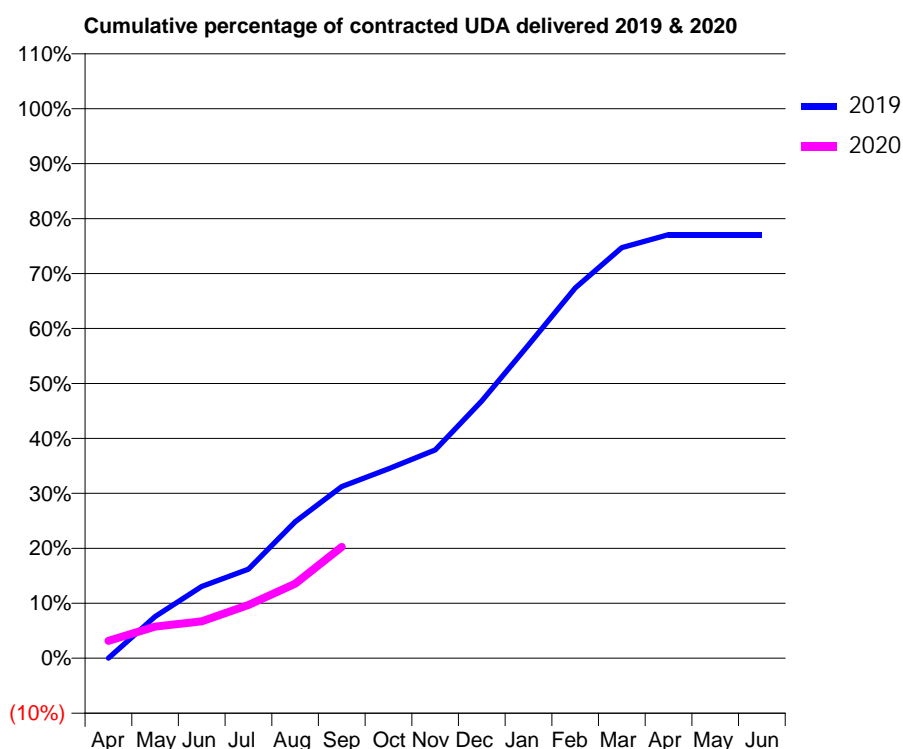
19/20 Contracted general activity (UDA)	1,800
Carry forward general activity (UDA)	0
19/20 Contracted orthodontic activity (UOA)	0
Carry forward orthodontic activity (UOA)	0
Baseline contract value	£41,767.77

ACCESS*

Patients seen in 24 months	Total	Change since previous quarter
Quarter ending September 2018	1,142	
Quarter ending December 2018	924	↓
Quarter ending March 2019	844	↓
Quarter ending June 2019	705	↓
Quarter ending September 2019	559	↓
Variance since September 2018	(51.1%)	↓



ACTIVITY



Month	2019	2020
April	0	57
May	137	104
June	235	121
July	292	174
August	447	244
September	563	364
October	620	
November	683	
December	843	
January	1,026	
February	1,213	
March	1,345	
April	1,387	
May	1,387	
June	1,387	

QUALITY

	Quantity	Base Number	Contract	AT	Region	England
% of FP17s for the same patient ID Re-attending within 3 months - Children	0	125	0.0%	9.2%	10.8%	11.5%
% of FP17s for the same patient ID Re-attending within 3 months - Adults	9	152	5.9%	14.8%	15.2%	15.4%
% of FP17s for the same patient ID Re-attending between 3 & 9 months - Children	82	125	65.6%	61.5%	62.2%	59.7%
% of FP17s for the same patient ID Re-attending between 3 & 9 months - Adults	67	152	44.1%	52.4%	52.9%	51.7%
% of FP17s for Band 1 Urgent Courses	23	244	9.4%	9.3%	9.7%	9.2%
% of FP17s Relating to Free Repair or Replacements	0	244	0.0%	0.5%	0.6%	0.7%
% of FP17s Relating to Continuations	0	244	0.0%	0.7%	0.7%	0.8%
% of Patients satisfied with the dentistry they have received	0	0	N/A	93.6%	93.6%	93.5%
% of Patients satisfied with the time they had to wait for an appointment	0	0	N/A	88.5%	86.3%	87.4%

* This is based on patients treated on this contract for their most recent course of treatment. Figures in italics indicate the base number of FP17s or Patient Questionnaire responses are less than 100. N/A is shown where the base number of responses is less than 10 during the period. % is calculated as Quantity/Base number*100

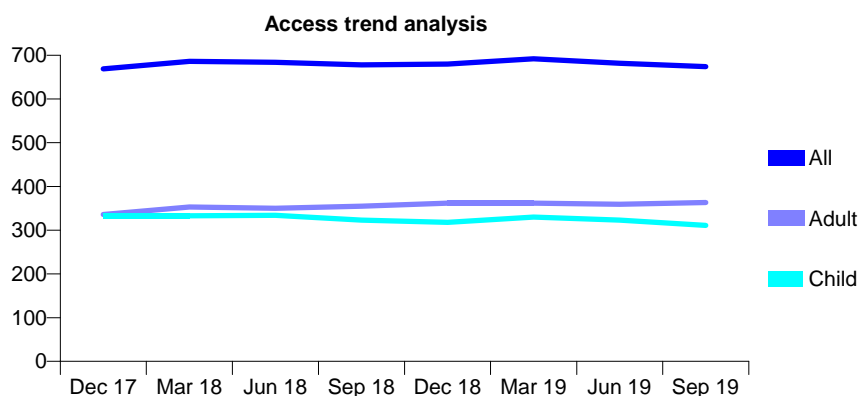
Q68 - Vital Signs At a Glance Contract Report for 820938/0001 - September 2019

Name or company name	MISS VJ MOON
Contract type name	GDS Contract
Purpose of contract	General
Contract start date	01/04/2006
Contract end date	

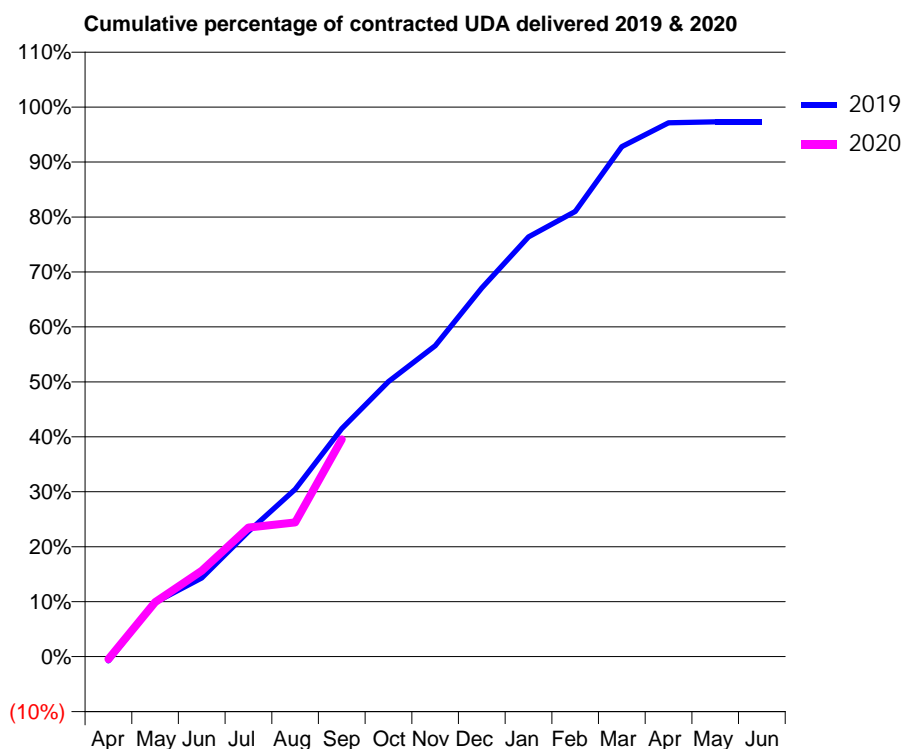
19/20 Contracted general activity (UDA)	2,040
Carry forward general activity (UDA)	54
19/20 Contracted orthodontic activity (UOA)	0
Carry forward orthodontic activity (UOA)	0
Baseline contract value	£52,036.85

ACCESS*

Patients seen in 24 months	Total	Change since previous quarter
Quarter ending September 2018	678	
Quarter ending December 2018	680	→
Quarter ending March 2019	692	→
Quarter ending June 2019	682	↓
Quarter ending September 2019	674	↓
Variance since September 2018	(0.6%)	→



ACTIVITY



Month	Adjusted Scheduled Activity (UDA)	
	2019	2020
April	-16	-10
May	201	202
June	292	319
July	464	479
August	621	498
September	846	807
October	1,021	
November	1,154	
December	1,369	
January	1,558	
February	1,652	
March	1,893	
April	1,981	
May	1,986	
June	1,986	

QUALITY

	Quantity	Base Number	Contract	AT	Region	England
% of FP17s for the same patient ID Re-attending within 3 months - Children	31	310	10.0%	9.2%	10.8%	11.5%
% of FP17s for the same patient ID Re-attending within 3 months - Adults	37	280	13.2%	14.8%	15.2%	15.4%
% of FP17s for the same patient ID Re-attending between 3 & 9 months - Children	225	310	72.6%	61.5%	62.2%	59.7%
% of FP17s for the same patient ID Re-attending between 3 & 9 months - Adults	183	280	65.4%	52.4%	52.9%	51.7%
% of FP17s for Band 1 Urgent Courses	24	546	4.4%	9.3%	9.7%	9.2%
% of FP17s Relating to Free Repair or Replacements	0	546	0.0%	0.5%	0.6%	0.7%
% of FP17s Relating to Continuations	0	546	0.0%	0.7%	0.7%	0.8%
% of Patients satisfied with the dentistry they have received	0	0	N/A	93.6%	93.6%	93.5%
% of Patients satisfied with the time they had to wait for an appointment	0	0	N/A	88.5%	86.3%	87.4%

* This is based on patients treated on this contract for their most recent course of treatment. Figures in italics indicate the base number of FP17s or Patient Questionnaire responses are less than 100. N/A is shown where the base number of responses is less than 10 during the period. % is calculated as Quantity/Base number*100

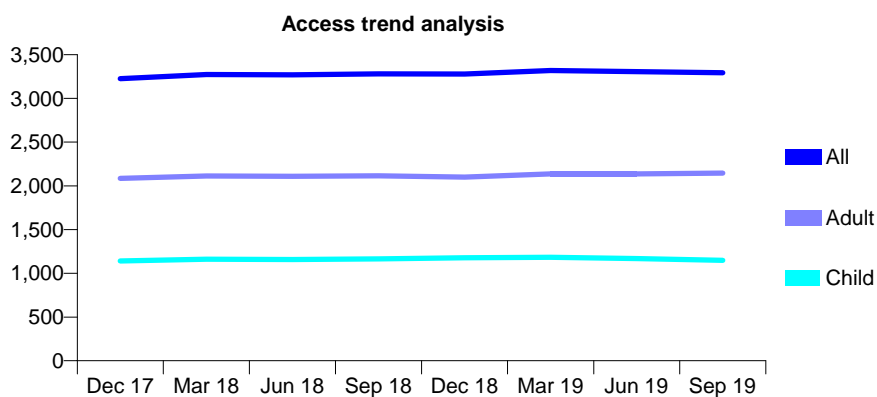
Q68 - Vital Signs At a Glance Contract Report for 822221/0001 - September 2019

Name or company name	MRS NE VADASZ
Contract type name	GDS Contract
Purpose of contract	General
Contract start date	01/04/2006
Contract end date	

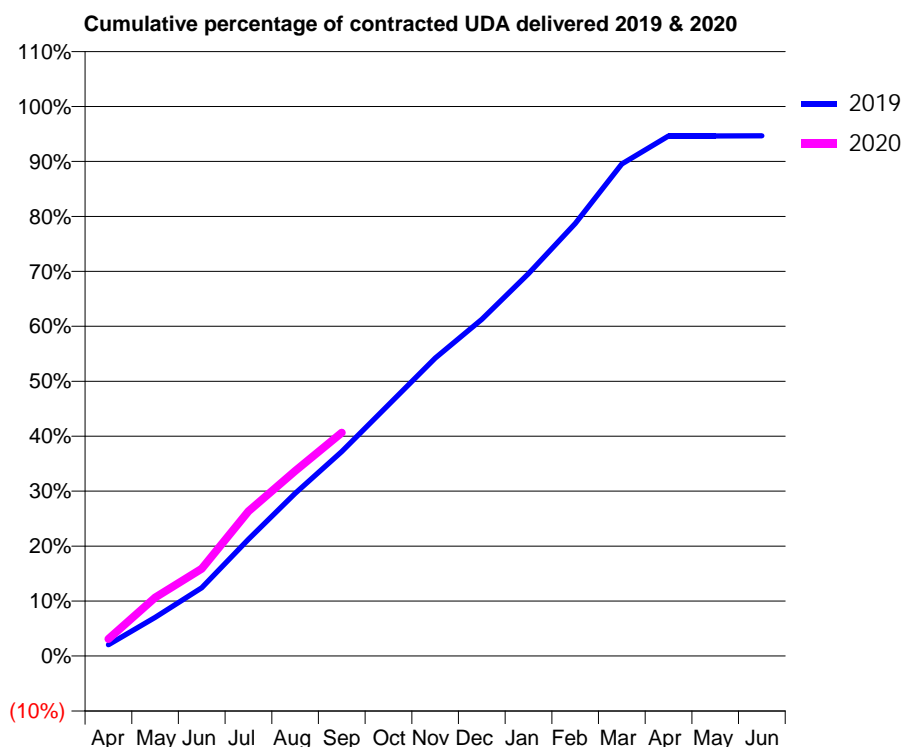
19/20 Contracted general activity (UDA)	9,130
Carry forward general activity (UDA)	0
19/20 Contracted orthodontic activity (UOA)	0
Carry forward orthodontic activity (UOA)	0
Baseline contract value	£245,992.99

ACCESS*

Patients seen in 24 months	Total	Change since previous quarter
Quarter ending September 2018	3,280	
Quarter ending December 2018	3,278	→
Quarter ending March 2019	3,320	→
Quarter ending June 2019	3,305	→
Quarter ending September 2019	3,294	→
Variance since September 2018	0.4%	→



ACTIVITY



Month	Adjusted Scheduled Activity (UDA)	
	2019	2020
April	187	283
May	644	971
June	1,135	1,449
July	1,939	2,406
August	2,703	3,076
September	3,398	3,710
October	4,174	
November	4,948	
December	5,594	
January	6,352	
February	7,187	
March	8,174	
April	8,639	
May	8,640	
June	8,641	

QUALITY

	Quantity	Base Number	Contract	AT	Region	England
% of FP17s for the same patient ID Re-attending within 3 months - Children	57	978	5.8%	9.2%	10.8%	11.5%
% of FP17s for the same patient ID Re-attending within 3 months - Adults	170	1,366	12.4%	14.8%	15.2%	15.4%
% of FP17s for the same patient ID Re-attending between 3 & 9 months - Children	717	978	73.3%	61.5%	62.2%	59.7%
% of FP17s for the same patient ID Re-attending between 3 & 9 months - Adults	651	1,366	47.7%	52.4%	52.9%	51.7%
% of FP17s for Band 1 Urgent Courses	157	2,126	7.4%	9.3%	9.7%	9.2%
% of FP17s Relating to Free Repair or Replacements	7	2,126	0.3%	0.5%	0.6%	0.7%
% of FP17s Relating to Continuations	14	2,126	0.7%	0.7%	0.7%	0.8%
% of Patients satisfied with the dentistry they have received	1	1	N/A	93.6%	93.6%	93.5%
% of Patients satisfied with the time they had to wait for an appointment	1	1	N/A	88.5%	86.3%	87.4%

* This is based on patients treated on this contract for their most recent course of treatment. Figures in italics indicate the base number of FP17s or Patient Questionnaire responses are less than 100. N/A is shown where the base number of responses is less than 10 during the period. % is calculated as Quantity/Base number*100

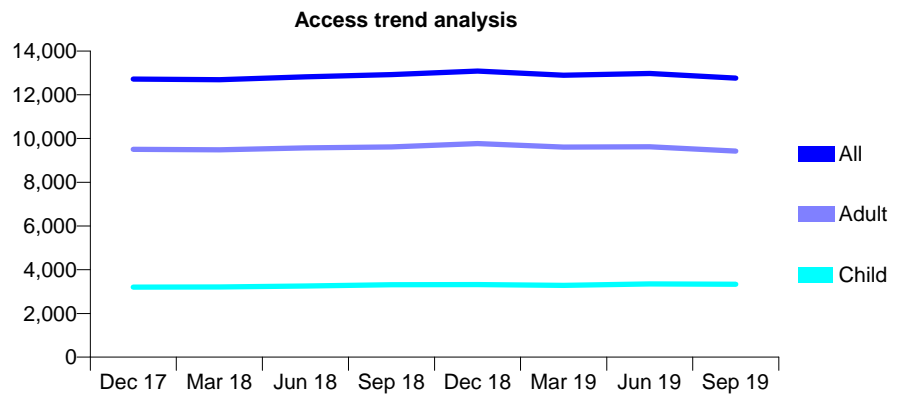
Q68 - Vital Signs At a Glance Contract Report for 825107/0003 - September 2019

Name or company name	MR S OBERAI
Contract type name	GDS Contract
Purpose of contract	General
Contract start date	01/04/2006
Contract end date	

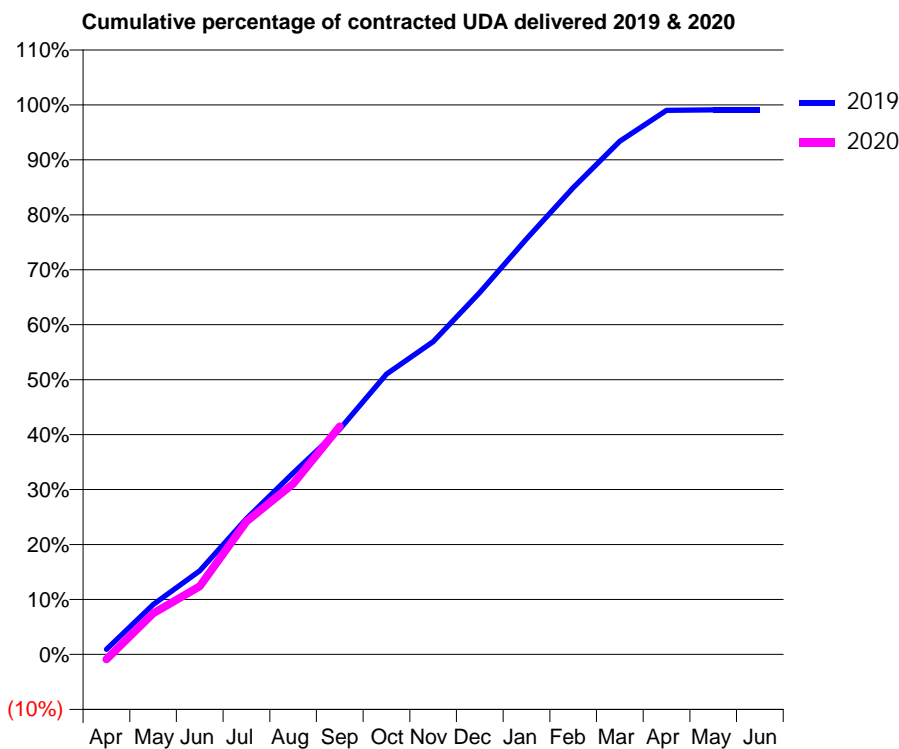
19/20 Contracted general activity (UDA)	33,874
Carry forward general activity (UDA)	305
19/20 Contracted orthodontic activity (UOA)	0
Carry forward orthodontic activity (UOA)	0
Baseline contract value	£909,460.94

ACCESS*

Patients seen in 24 months	Total	Change since previous quarter
Quarter ending September 2018	12,924	
Quarter ending December 2018	13,088	→
Quarter ending March 2019	12,893	↓
Quarter ending June 2019	12,976	→
Quarter ending September 2019	12,762	↓
Variance since September 2018	(1.3%)	↓



ACTIVITY



Month	2019	2020
April	308	-305
May	3,070	2,529
June	5,158	4,198
July	8,369	8,192
August	11,181	10,517
September	13,888	14,053
October	17,280	
November	19,282	
December	22,302	
January	25,613	
February	28,768	
March	31,631	
April	33,535	
May	33,566	
June	33,569	

QUALITY

	Quantity	Base Number	Contract	AT	Region	England
% of FP17s for the same patient ID Re-attending within 3 months - Children	139	1,851	7.5%	9.2%	10.8%	11.5%
% of FP17s for the same patient ID Re-attending within 3 months - Adults	705	4,577	15.4%	14.8%	15.2%	15.4%
% of FP17s for the same patient ID Re-attending between 3 & 9 months - Children	750	1,851	40.5%	61.5%	62.2%	59.7%
% of FP17s for the same patient ID Re-attending between 3 & 9 months - Adults	1,506	4,577	32.9%	52.4%	52.9%	51.7%
% of FP17s for Band 1 Urgent Courses	869	5,715	15.2%	9.3%	9.7%	9.2%
% of FP17s Relating to Free Repair or Replacements	12	5,715	0.2%	0.5%	0.6%	0.7%
% of FP17s Relating to Continuations	18	5,715	0.3%	0.7%	0.7%	0.8%
% of Patients satisfied with the dentistry they have received	5	5	N/A	93.6%	93.6%	93.5%
% of Patients satisfied with the time they had to wait for an appointment	5	5	N/A	88.5%	86.3%	87.4%

* This is based on patients treated on this contract for their most recent course of treatment. Figures in italics indicate the base number of FP17s or Patient Questionnaire responses are less than 100. N/A is shown where the base number of responses is less than 10 during the period. % is calculated as Quantity/Base number*100

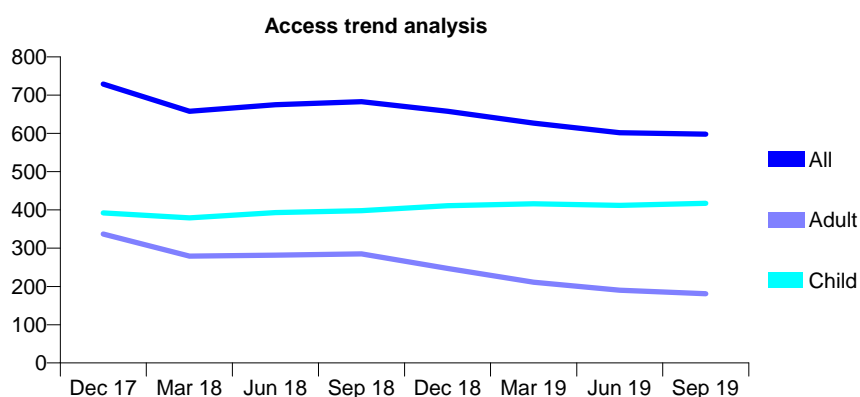
Q68 - Vital Signs At a Glance Contract Report for 825107/0011 - September 2019

Name or company name	Dr M Al-Zibari trading as West Horsley Den
Contract type name	GDS Contract
Purpose of contract	General
Contract start date	01/05/2012
Contract end date	

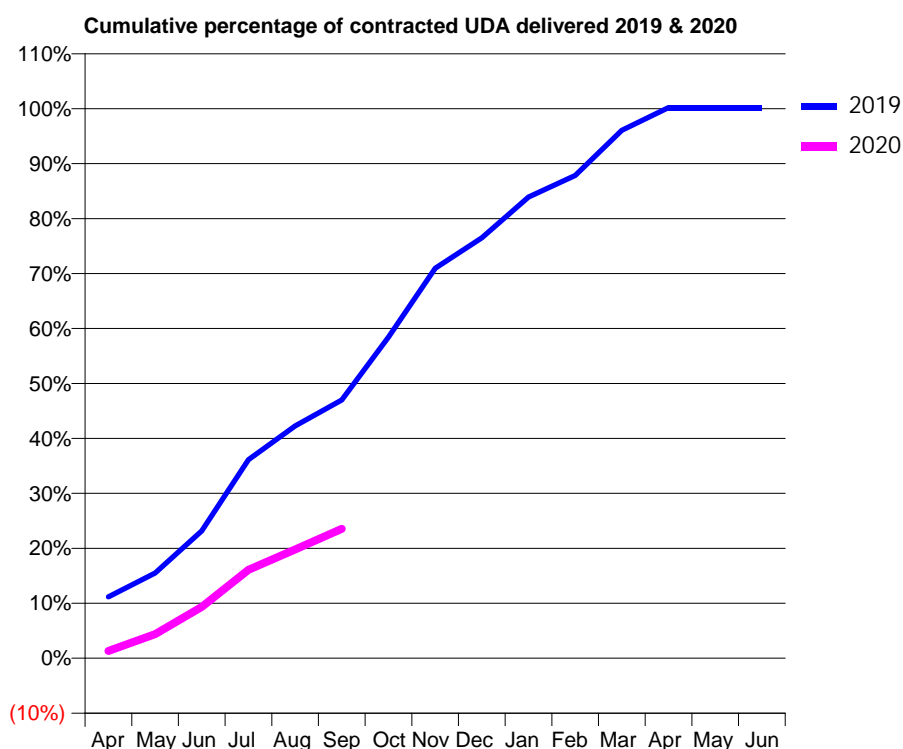
19/20 Contracted general activity (UDA)	1,676
Carry forward general activity (UDA)	0
19/20 Contracted orthodontic activity (UOA)	0
Carry forward orthodontic activity (UOA)	0
Baseline contract value	£40,855.01

ACCESS*

Patients seen in 24 months	Total	Change since previous quarter
Quarter ending September 2018	683	
Quarter ending December 2018	658	↓
Quarter ending March 2019	627	↓
Quarter ending June 2019	602	↓
Quarter ending September 2019	598	→
Variance since September 2018	(12.4%)	↓



ACTIVITY



Month	2019	2020
April	187	22
May	260	74
June	388	156
July	605	270
August	708	332
September	788	395
October	979	
November	1,190	
December	1,282	
January	1,406	
February	1,472	
March	1,610	
April	1,679	
May	1,679	
June	1,679	

QUALITY

	Quantity	Base Number	Contract	AT	Region	England
% of FP17s for the same patient ID Re-attending within 3 months - Children	11	232	4.7%	9.2%	10.8%	11.5%
% of FP17s for the same patient ID Re-attending within 3 months - Adults	12	58	20.7%	14.8%	15.2%	15.4%
% of FP17s for the same patient ID Re-attending between 3 & 9 months - Children	155	232	66.8%	61.5%	62.2%	59.7%
% of FP17s for the same patient ID Re-attending between 3 & 9 months - Adults	29	58	50.0%	52.4%	52.9%	51.7%
% of FP17s for Band 1 Urgent Courses	13	249	5.2%	9.3%	9.7%	9.2%
% of FP17s Relating to Free Repair or Replacements	0	249	0.0%	0.5%	0.6%	0.7%
% of FP17s Relating to Continuations	0	249	0.0%	0.7%	0.7%	0.8%
% of Patients satisfied with the dentistry they have received	0	0	N/A	93.6%	93.6%	93.5%
% of Patients satisfied with the time they had to wait for an appointment	0	0	N/A	88.5%	86.3%	87.4%

* This is based on patients treated on this contract for their most recent course of treatment.

Figures in italics indicate the base number of FP17s or Patient Questionnaire responses are less than 100. N/A is shown where the base number of responses is less than 10 during the period. % is calculated as Quantity/Base number*100

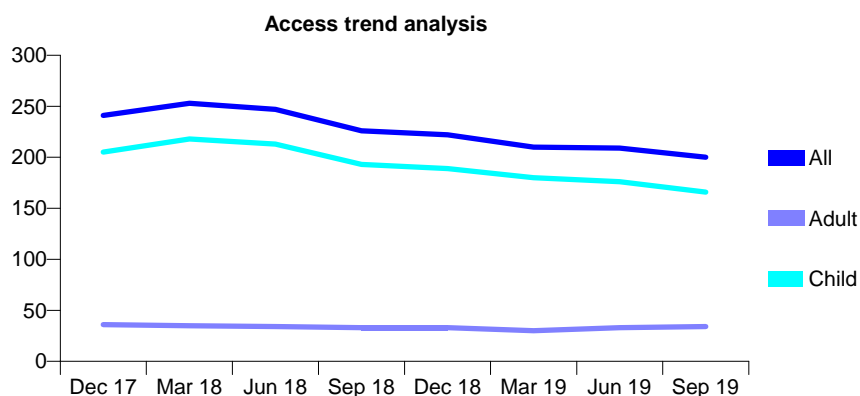
Q68 - Vital Signs At a Glance Contract Report for 829196/0001 - September 2019

Name or company name	Lorna Doone Dental Surgery Partnership
Contract type name	GDS Contract
Purpose of contract	General
Contract start date	01/04/2006
Contract end date	30/09/2019

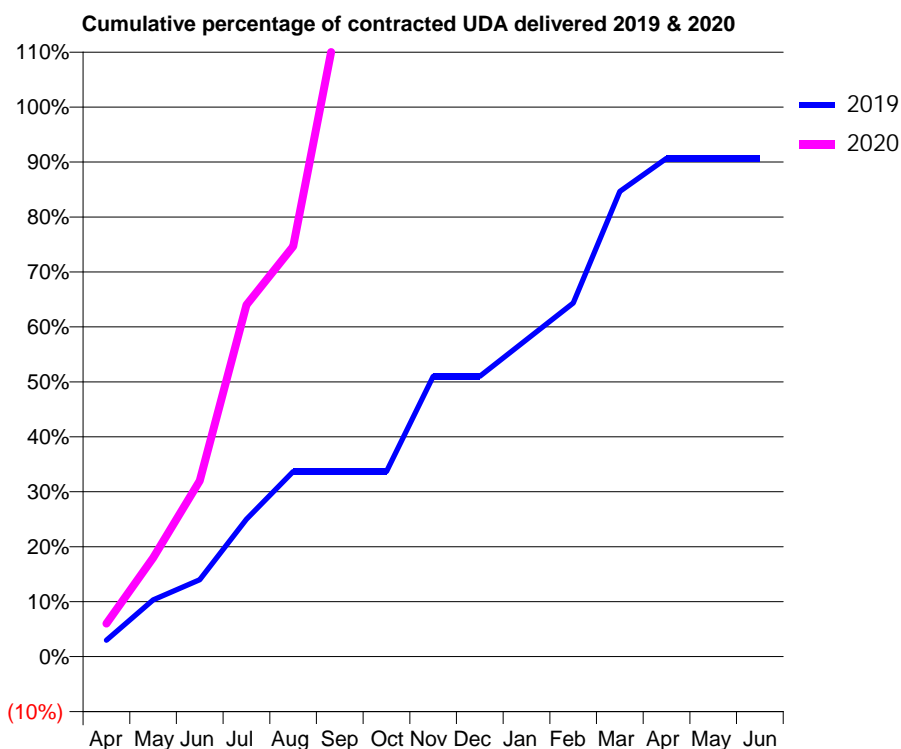
19/20 Contracted general activity (UDA)	150
Carry forward general activity (UDA)	0
19/20 Contracted orthodontic activity (UOA)	0
Carry forward orthodontic activity (UOA)	0
Baseline contract value	£3,450.78

ACCESS*

Patients seen in 24 months	Total	Change since previous quarter
Quarter ending September 2018	226	
Quarter ending December 2018	222	↓
Quarter ending March 2019	210	↓
Quarter ending June 2019	209	→
Quarter ending September 2019	200	↓
Variance since September 2018	(11.5%)	↓



ACTIVITY



Month	Adjusted Scheduled Activity (UDA)	
	2019	2020
April	9	9
May	31	27
June	42	48
July	75	96
August	101	112
September	101	177
October	101	
November	153	
December	153	
January	173	
February	193	
March	254	
April	272	
May	272	
June	272	

QUALITY

	Quantity	Base Number	Contract	AT	Region	England
% of FP17s for the same patient ID Re-attending within 3 months - Children	6	121	5.0%	9.2%	10.8%	11.5%
% of FP17s for the same patient ID Re-attending within 3 months - Adults	0	4	0.0%	14.8%	15.2%	15.4%
% of FP17s for the same patient ID Re-attending between 3 & 9 months - Children	42	121	34.7%	61.5%	62.2%	59.7%
% of FP17s for the same patient ID Re-attending between 3 & 9 months - Adults	3	4	75.0%	52.4%	52.9%	51.7%
% of FP17s for Band 1 Urgent Courses	0	117	0.0%	9.3%	9.7%	9.2%
% of FP17s Relating to Free Repair or Replacements	0	117	0.0%	0.5%	0.6%	0.7%
% of FP17s Relating to Continuations	0	117	0.0%	0.7%	0.7%	0.8%
% of Patients satisfied with the dentistry they have received	0	0	N/A	93.6%	93.6%	93.5%
% of Patients satisfied with the time they had to wait for an appointment	0	0	N/A	88.5%	86.3%	87.4%

* This is based on patients treated on this contract for their most recent course of treatment. Figures in italics indicate the base number of FP17s or Patient Questionnaire responses are less than 100. N/A is shown where the base number of responses is less than 10 during the period. % is calculated as Quantity/Base number*100

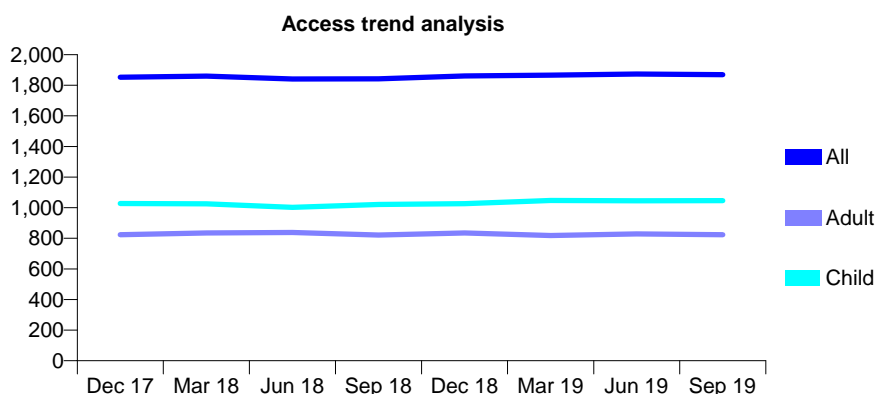
Q68 - Vital Signs At a Glance Contract Report for 831514/0002 - September 2019

Name or company name	MR NC GREEN
Contract type name	GDS Contract
Purpose of contract	General
Contract start date	01/04/2006
Contract end date	

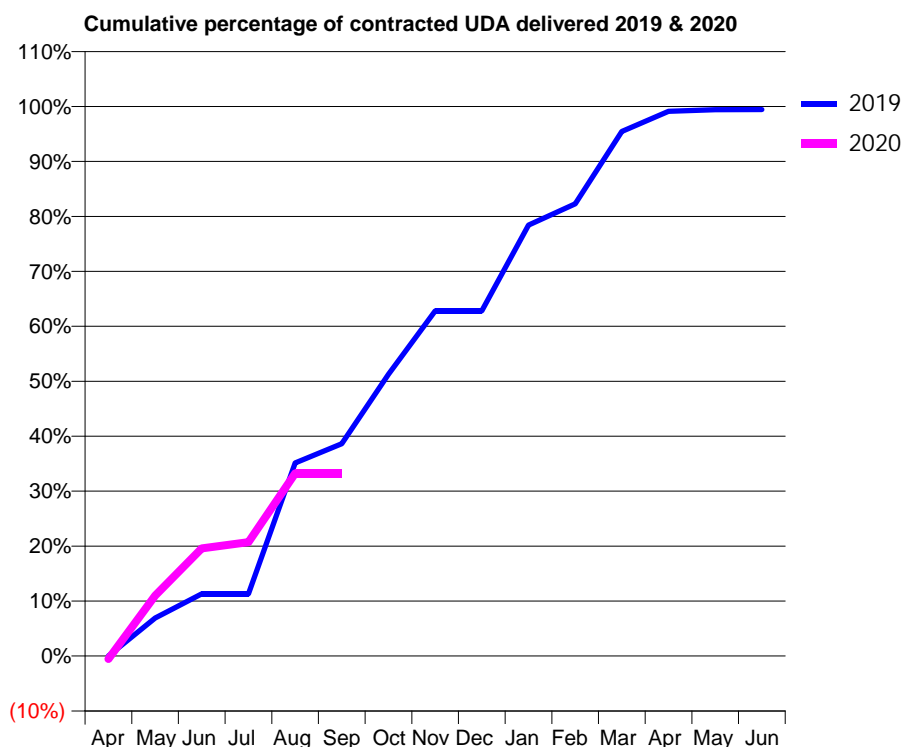
19/20 Contracted general activity (UDA)	4,250
Carry forward general activity (UDA)	24
19/20 Contracted orthodontic activity (UOA)	0
Carry forward orthodontic activity (UOA)	0
Baseline contract value	£103,792.16

ACCESS*

Patients seen in 24 months	Total	Change since previous quarter
Quarter ending September 2018	1,842	
Quarter ending December 2018	1,861	→
Quarter ending March 2019	1,866	→
Quarter ending June 2019	1,873	→
Quarter ending September 2019	1,870	→
Variance since September 2018	1.5%	→



ACTIVITY



Month	Adjusted Scheduled Activity (UDA)	
	2019	2020
April	0	-24
May	295	467
June	481	833
July	481	881
August	1,493	1,412
September	1,642	1,412
October	2,179	
November	2,669	
December	2,669	
January	3,333	
February	3,497	
March	4,057	
April	4,213	
May	4,225	
June	4,226	

QUALITY

	Quantity	Base Number	Contract	AT	Region	England
% of FP17s for the same patient ID Re-attending within 3 months - Children	25	611	4.1%	9.2%	10.8%	11.5%
% of FP17s for the same patient ID Re-attending within 3 months - Adults	38	425	8.9%	14.8%	15.2%	15.4%
% of FP17s for the same patient ID Re-attending between 3 & 9 months - Children	416	611	68.1%	61.5%	62.2%	59.7%
% of FP17s for the same patient ID Re-attending between 3 & 9 months - Adults	284	425	66.8%	52.4%	52.9%	51.7%
% of FP17s for Band 1 Urgent Courses	12	951	1.3%	9.3%	9.7%	9.2%
% of FP17s Relating to Free Repair or Replacements	1	951	0.1%	0.5%	0.6%	0.7%
% of FP17s Relating to Continuations	3	951	0.3%	0.7%	0.7%	0.8%
% of Patients satisfied with the dentistry they have received	0	0	N/A	93.6%	93.6%	93.5%
% of Patients satisfied with the time they had to wait for an appointment	0	0	N/A	88.5%	86.3%	87.4%

* This is based on patients treated on this contract for their most recent course of treatment. Figures in italics indicate the base number of FP17s or Patient Questionnaire responses are less than 100. N/A is shown where the base number of responses is less than 10 during the period. % is calculated as Quantity/Base number*100

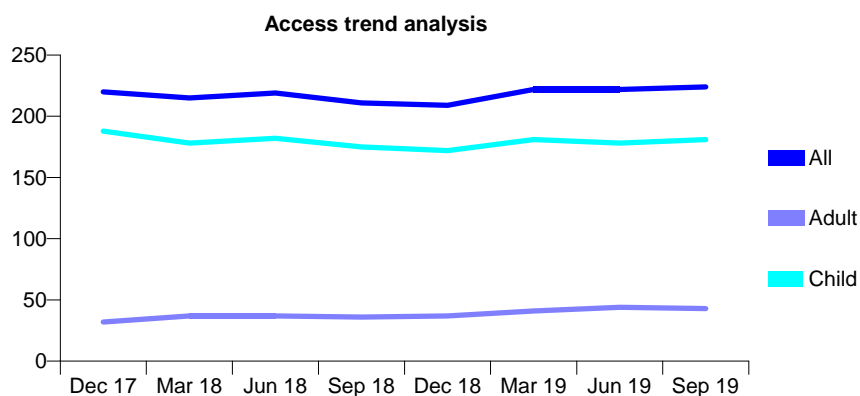
Q68 - Vital Signs At a Glance Contract Report for 833215/0001 - September 2019

Name or company name	MRS A SIMPKINS
Contract type name	GDS Contract
Purpose of contract	General
Contract start date	01/04/2006
Contract end date	

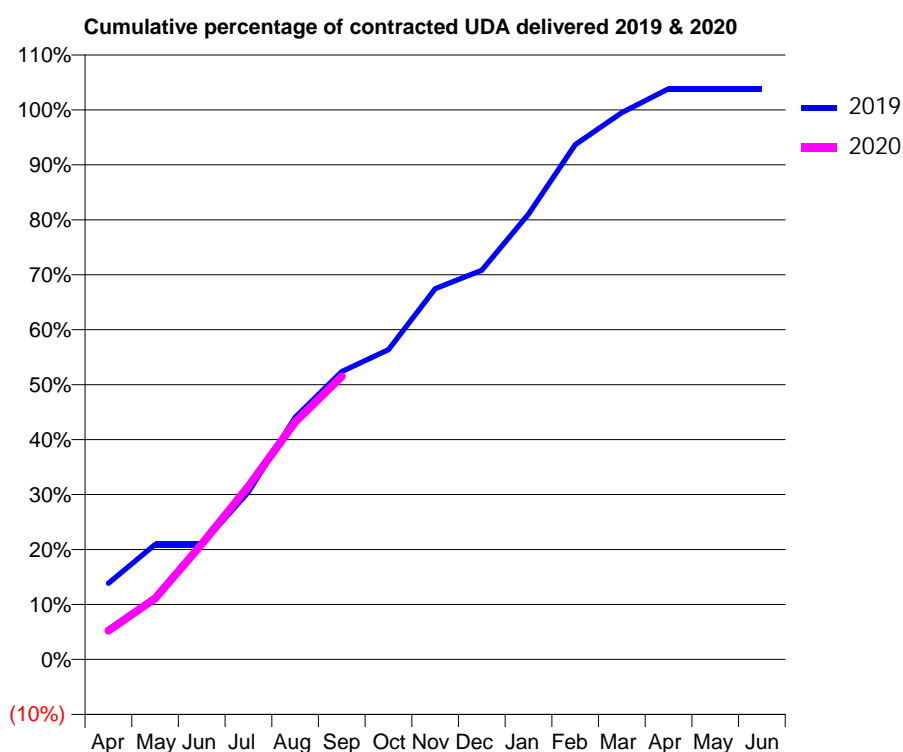
19/20 Contracted general activity (UDA)	325
Carry forward general activity (UDA)	0
19/20 Contracted orthodontic activity (UOA)	0
Carry forward orthodontic activity (UOA)	0
Baseline contract value	£9,575.84

ACCESS*

Patients seen in 24 months	Total	Change since previous quarter
Quarter ending September 2018	211	
Quarter ending December 2018	209	→
Quarter ending March 2019	222	↑
Quarter ending June 2019	222	→
Quarter ending September 2019	224	→
Variance since September 2018	6.2%	↑



ACTIVITY



Month	2019	2020
April	45	17
May	68	36
June	68	68
July	99	102
August	143	140
September	170	167
October	183	
November	219	
December	230	
January	263	
February	304	
March	323	
April	337	
May	337	
June	337	

QUALITY

	Quantity	Base Number	Contract	AT	Region	England
% of FP17s for the same patient ID Re-attending within 3 months - Children	2	133	1.5%	9.2%	10.8%	11.5%
% of FP17s for the same patient ID Re-attending within 3 months - Adults	1	15	6.7%	14.8%	15.2%	15.4%
% of FP17s for the same patient ID Re-attending between 3 & 9 months - Children	82	133	61.7%	61.5%	62.2%	59.7%
% of FP17s for the same patient ID Re-attending between 3 & 9 months - Adults	10	15	66.7%	52.4%	52.9%	51.7%
% of FP17s for Band 1 Urgent Courses	2	137	1.5%	9.3%	9.7%	9.2%
% of FP17s Relating to Free Repair or Replacements	0	137	0.0%	0.5%	0.6%	0.7%
% of FP17s Relating to Continuations	0	137	0.0%	0.7%	0.7%	0.8%
% of Patients satisfied with the dentistry they have received	0	0	N/A	93.6%	93.6%	93.5%
% of Patients satisfied with the time they had to wait for an appointment	0	0	N/A	88.5%	86.3%	87.4%

* This is based on patients treated on this contract for their most recent course of treatment. Figures in italics indicate the base number of FP17s or Patient Questionnaire responses are less than 100. N/A is shown where the base number of responses is less than 10 during the period. % is calculated as Quantity/Base number*100

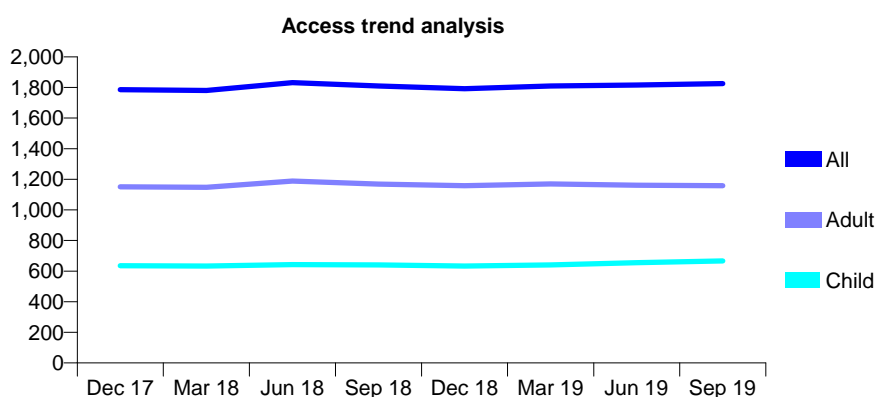
Q68 - Vital Signs At a Glance Contract Report for 833576/0001 - September 2019

Name or company name	MR CS HOUSTON
Contract type name	GDS Contract
Purpose of contract	General
Contract start date	01/04/2006
Contract end date	

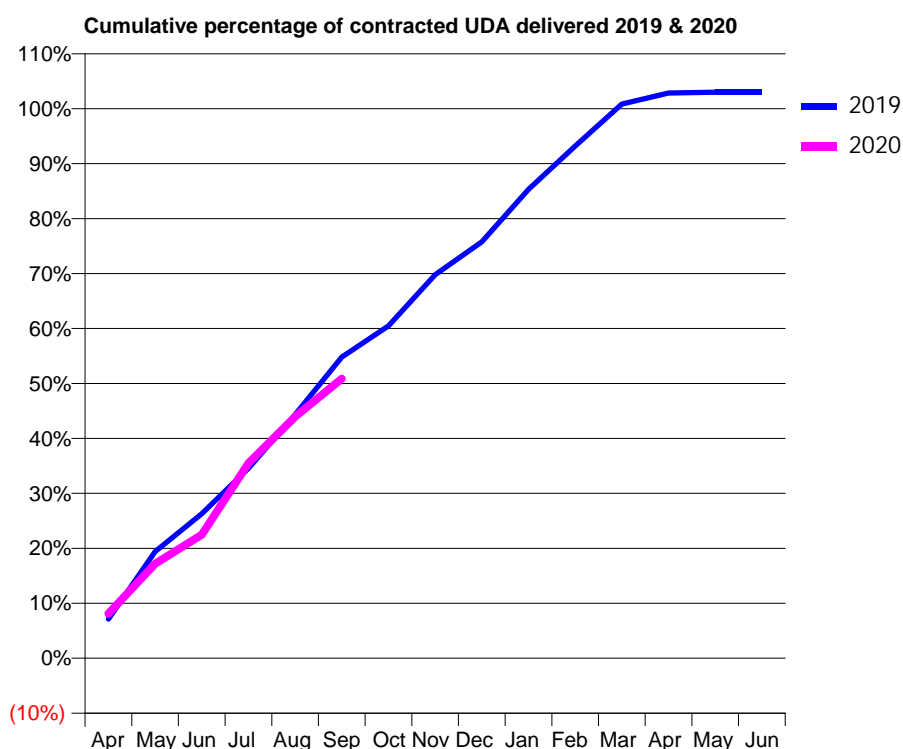
19/20 Contracted general activity (UDA)	5,304
Carry forward general activity (UDA)	0
19/20 Contracted orthodontic activity (UOA)	0
Carry forward orthodontic activity (UOA)	0
Baseline contract value	£170,639.14

ACCESS*

Patients seen in 24 months	Total	Change since previous quarter
Quarter ending September 2018	1,810	
Quarter ending December 2018	1,792	→
Quarter ending March 2019	1,810	→
Quarter ending June 2019	1,816	→
Quarter ending September 2019	1,825	→
Variance since September 2018	0.8%	→



ACTIVITY



Month	2019	2020
April	378	430
May	1,031	912
June	1,394	1,192
July	1,832	1,883
August	2,352	2,331
September	2,907	2,697
October	3,206	
November	3,702	
December	4,020	
January	4,525	
February	4,943	
March	5,349	
April	5,456	
May	5,462	
June	5,462	

QUALITY

	Quantity	Base Number	Contract	AT	Region	England
% of FP17s for the same patient ID Re-attending within 3 months - Children	38	545	7.0%	9.2%	10.8%	11.5%
% of FP17s for the same patient ID Re-attending within 3 months - Adults	113	803	14.1%	14.8%	15.2%	15.4%
% of FP17s for the same patient ID Re-attending between 3 & 9 months - Children	347	545	63.7%	61.5%	62.2%	59.7%
% of FP17s for the same patient ID Re-attending between 3 & 9 months - Adults	498	803	62.0%	52.4%	52.9%	51.7%
% of FP17s for Band 1 Urgent Courses	110	1,280	8.6%	9.3%	9.7%	9.2%
% of FP17s Relating to Free Repair or Replacements	0	1,280	0.0%	0.5%	0.6%	0.7%
% of FP17s Relating to Continuations	2	1,280	0.2%	0.7%	0.7%	0.8%
% of Patients satisfied with the dentistry they have received	1	1	N/A	93.6%	93.6%	93.5%
% of Patients satisfied with the time they had to wait for an appointment	1	1	N/A	88.5%	86.3%	87.4%

* This is based on patients treated on this contract for their most recent course of treatment.

Figures in italics indicate the base number of FP17s or Patient Questionnaire responses are less than 100. N/A is shown where the base number of responses is less than 10 during the period. % is calculated as Quantity/Base number*100

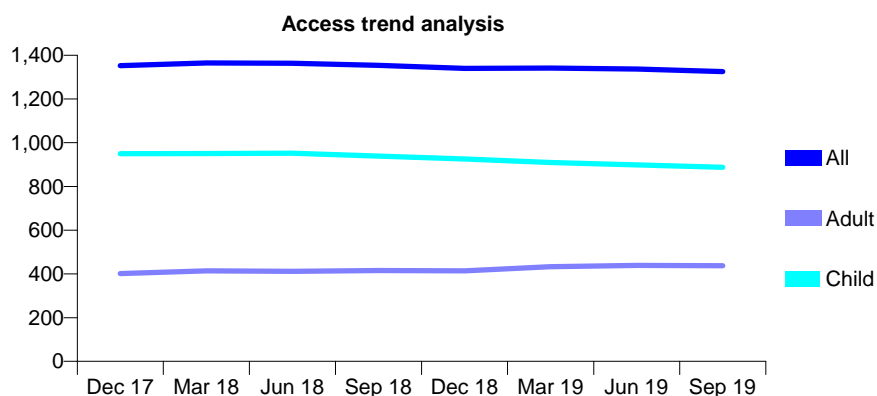
Q68 - Vital Signs At a Glance Contract Report for 834777/0001 - September 2019

Name or company name	MR C WOOD
Contract type name	GDS Contract
Purpose of contract	General
Contract start date	01/04/2006
Contract end date	

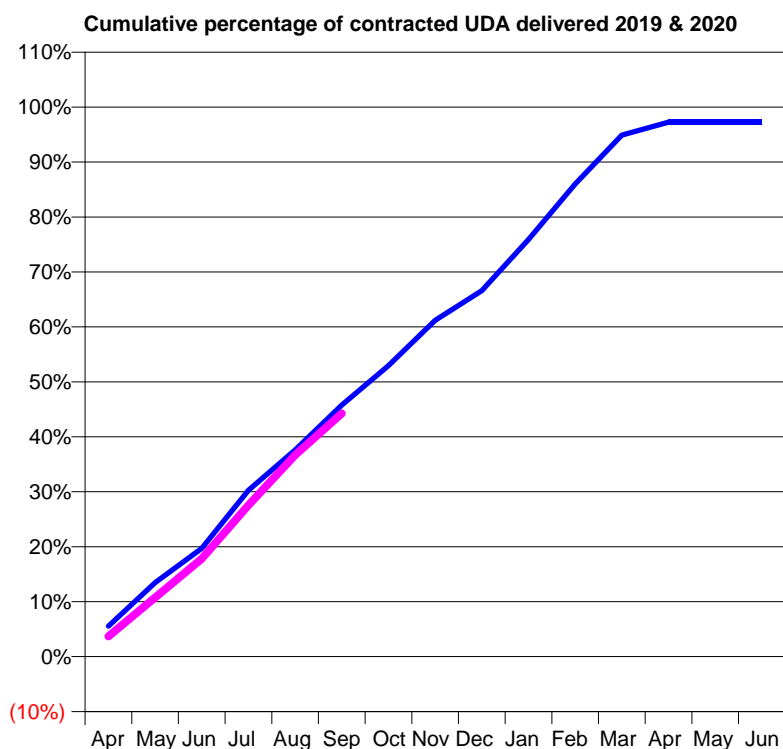
19/20 Contracted general activity (UDA)	3,000
Carry forward general activity (UDA)	82
19/20 Contracted orthodontic activity (UOA)	0
Carry forward orthodontic activity (UOA)	0
Baseline contract value	£73,044.43

ACCESS*

Patients seen in 24 months	Total	Change since previous quarter
Quarter ending September 2018	1,354	
Quarter ending December 2018	1,340	↓
Quarter ending March 2019	1,342	→
Quarter ending June 2019	1,337	→
Quarter ending September 2019	1,325	→
Variance since September 2018	(2.1%)	↓



ACTIVITY



Month	Adjusted Scheduled Activity (UDA)	
	2019	2020
April	167	110
May	405	323
June	591	534
July	908	827
August	1,128	1,100
September	1,373	1,327
October	1,589	
November	1,837	
December	1,998	
January	2,278	
February	2,580	
March	2,847	
April	2,918	
May	2,918	
June	2,918	

QUALITY

	Quantity	Base Number	Contract	AT	Region	England
% of FP17s for the same patient ID Re-attending within 3 months - Children	46	710	6.5%	9.2%	10.8%	11.5%
% of FP17s for the same patient ID Re-attending within 3 months - Adults	20	270	7.4%	14.8%	15.2%	15.4%
% of FP17s for the same patient ID Re-attending between 3 & 9 months - Children	476	710	67.0%	61.5%	62.2%	59.7%
% of FP17s for the same patient ID Re-attending between 3 & 9 months - Adults	172	270	63.7%	52.4%	52.9%	51.7%
% of FP17s for Band 1 Urgent Courses	37	937	3.9%	9.3%	9.7%	9.2%
% of FP17s Relating to Free Repair or Replacements	0	937	0.0%	0.5%	0.6%	0.7%
% of FP17s Relating to Continuations	8	937	0.9%	0.7%	0.7%	0.8%
% of Patients satisfied with the dentistry they have received	0	0	N/A	93.6%	93.6%	93.5%
% of Patients satisfied with the time they had to wait for an appointment	0	0	N/A	88.5%	86.3%	87.4%

* This is based on patients treated on this contract for their most recent course of treatment. Figures in italics indicate the base number of FP17s or Patient Questionnaire responses are less than 100. N/A is shown where the base number of responses is less than 10 during the period. % is calculated as Quantity/Base number*100

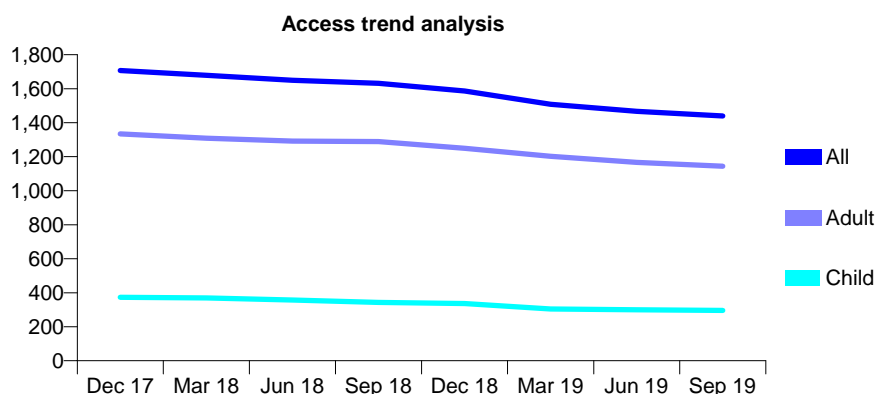
Q68 - Vital Signs At a Glance Contract Report for 835005/0001 - September 2019

Name or company name	Townend Dental Practice
Contract type name	GDS Contract
Purpose of contract	General
Contract start date	01/04/2006
Contract end date	

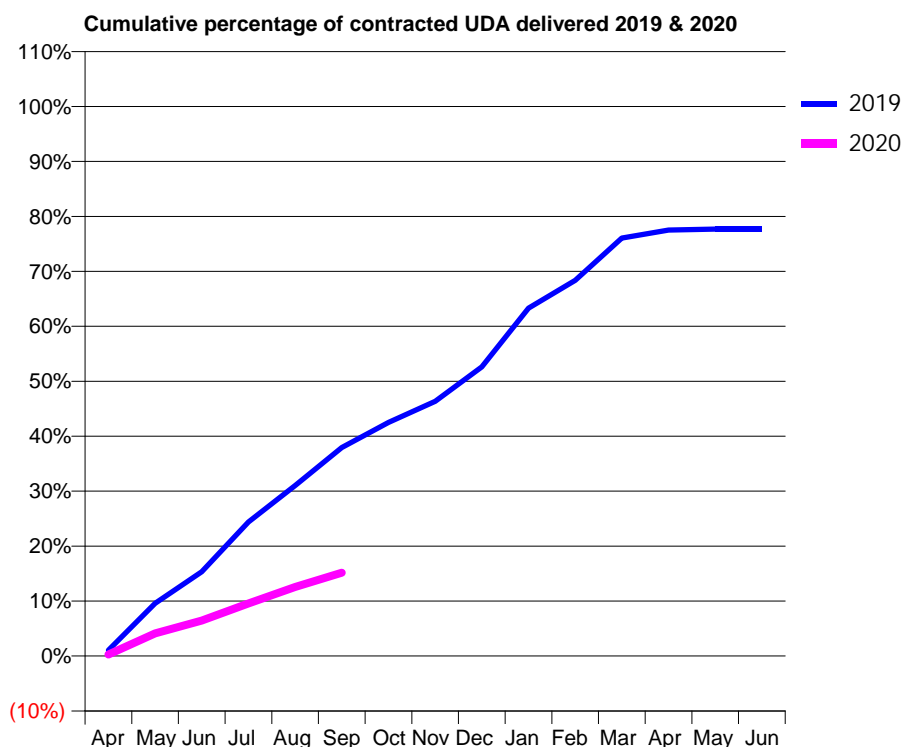
19/20 Contracted general activity (UDA)	7,748
Carry forward general activity (UDA)	0
19/20 Contracted orthodontic activity (UOA)	0
Carry forward orthodontic activity (UOA)	0
Baseline contract value	£217,546.89

ACCESS*

Patients seen in 24 months	Total	Change since previous quarter
Quarter ending September 2018	1,632	
Quarter ending December 2018	1,586	↓
Quarter ending March 2019	1,508	↓
Quarter ending June 2019	1,467	↓
Quarter ending September 2019	1,440	↓
Variance since September 2018	(11.8%)	↓



ACTIVITY



Month	Adjusted Scheduled Activity (UDA)	
	2019	2020
April	82	21
May	743	320
June	1,189	501
July	1,890	741
August	2,404	974
September	2,939	1,173
October	3,294	
November	3,592	
December	4,078	
January	4,905	
February	5,298	
March	5,893	
April	6,006	
May	6,019	
June	6,019	

QUALITY

	Quantity	Base Number	Contract	AT	Region	England
% of FP17s for the same patient ID Re-attending within 3 months - Children	2	162	1.2%	9.2%	10.8%	11.5%
% of FP17s for the same patient ID Re-attending within 3 months - Adults	76	624	12.2%	14.8%	15.2%	15.4%
% of FP17s for the same patient ID Re-attending between 3 & 9 months - Children	70	162	43.2%	61.5%	62.2%	59.7%
% of FP17s for the same patient ID Re-attending between 3 & 9 months - Adults	304	624	48.7%	52.4%	52.9%	51.7%
% of FP17s for Band 1 Urgent Courses	67	760	8.8%	9.3%	9.7%	9.2%
% of FP17s Relating to Free Repair or Replacements	5	760	0.7%	0.5%	0.6%	0.7%
% of FP17s Relating to Continuations	4	760	0.5%	0.7%	0.7%	0.8%
% of Patients satisfied with the dentistry they have received	2	2	N/A	93.6%	93.6%	93.5%
% of Patients satisfied with the time they had to wait for an appointment	2	2	N/A	88.5%	86.3%	87.4%

* This is based on patients treated on this contract for their most recent course of treatment. Figures in italics indicate the base number of FP17s or Patient Questionnaire responses are less than 100. N/A is shown where the base number of responses is less than 10 during the period. % is calculated as Quantity/Base number*100

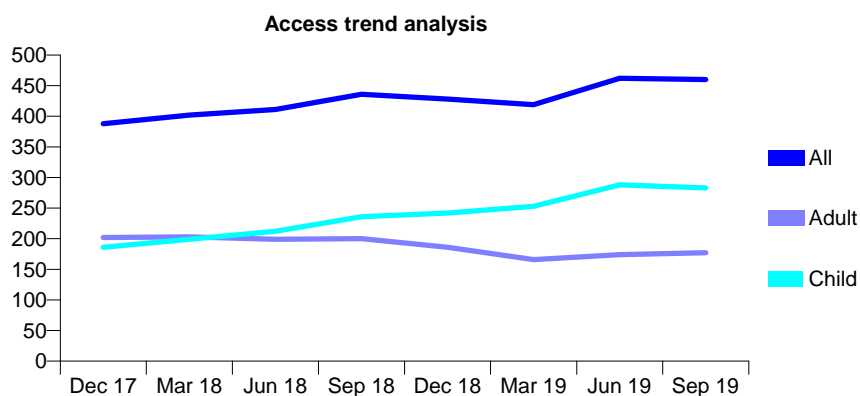
Q68 - Vital Signs At a Glance Contract Report for 836206/0001 - September 2019

Name or company name	MISS DA BRUMMITT
Contract type name	GDS Contract
Purpose of contract	General
Contract start date	01/04/2006
Contract end date	

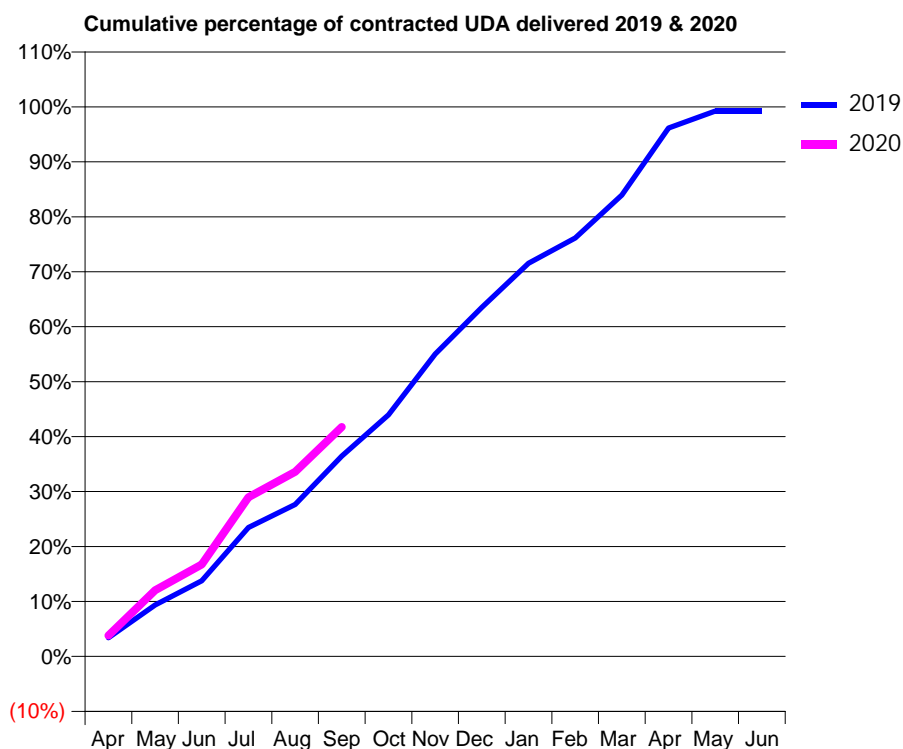
19/20 Contracted general activity (UDA)	1,801
Carry forward general activity (UDA)	13
19/20 Contracted orthodontic activity (UOA)	0
Carry forward orthodontic activity (UOA)	0
Baseline contract value	£44,009.62

ACCESS*

Patients seen in 24 months	Total	Change since previous quarter
Quarter ending September 2018	436	
Quarter ending December 2018	428	↓
Quarter ending March 2019	419	↓
Quarter ending June 2019	462	↑
Quarter ending September 2019	460	→
Variance since September 2018	5.5%	↑



ACTIVITY



Month	2019	2020
April	61	68
May	169	217
June	248	301
July	422	522
August	498	605
September	656	752
October	792	
November	991	
December	1,143	
January	1,289	
February	1,371	
March	1,512	
April	1,731	
May	1,787	
June	1,787	

QUALITY

	Quantity	Base Number	Contract	AT	Region	England
% of FP17s for the same patient ID Re-attending within 3 months - Children	32	327	9.8%	9.2%	10.8%	11.5%
% of FP17s for the same patient ID Re-attending within 3 months - Adults	24	147	16.3%	14.8%	15.2%	15.4%
% of FP17s for the same patient ID Re-attending between 3 & 9 months - Children	231	327	70.6%	61.5%	62.2%	59.7%
% of FP17s for the same patient ID Re-attending between 3 & 9 months - Adults	71	147	48.3%	52.4%	52.9%	51.7%
% of FP17s for Band 1 Urgent Courses	20	341	5.9%	9.3%	9.7%	9.2%
% of FP17s Relating to Free Repair or Replacements	1	341	0.3%	0.5%	0.6%	0.7%
% of FP17s Relating to Continuations	0	341	0.0%	0.7%	0.7%	0.8%
% of Patients satisfied with the dentistry they have received	0	0	N/A	93.6%	93.6%	93.5%
% of Patients satisfied with the time they had to wait for an appointment	0	0	N/A	88.5%	86.3%	87.4%

* This is based on patients treated on this contract for their most recent course of treatment. Figures in italics indicate the base number of FP17s or Patient Questionnaire responses are less than 100. N/A is shown where the base number of responses is less than 10 during the period. % is calculated as Quantity/Base number*100

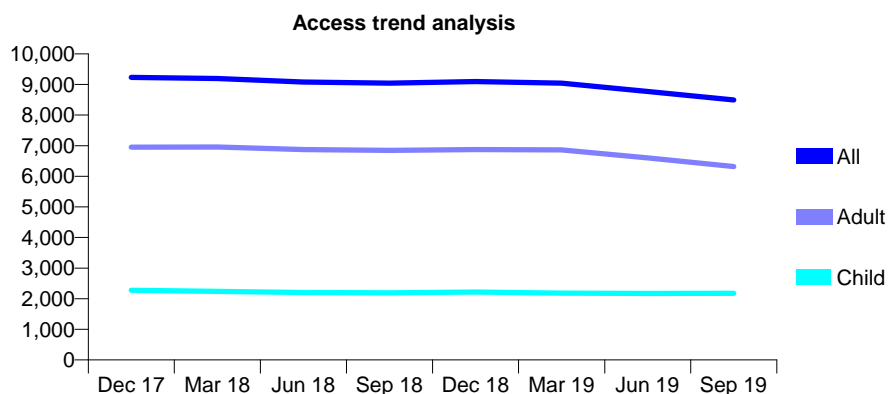
Q68 - Vital Signs At a Glance Contract Report for 840130/0002 - September 2019

Name or company name	MR RW GORROD
Contract type name	GDS Contract
Purpose of contract	General
Contract start date	01/04/2014
Contract end date	

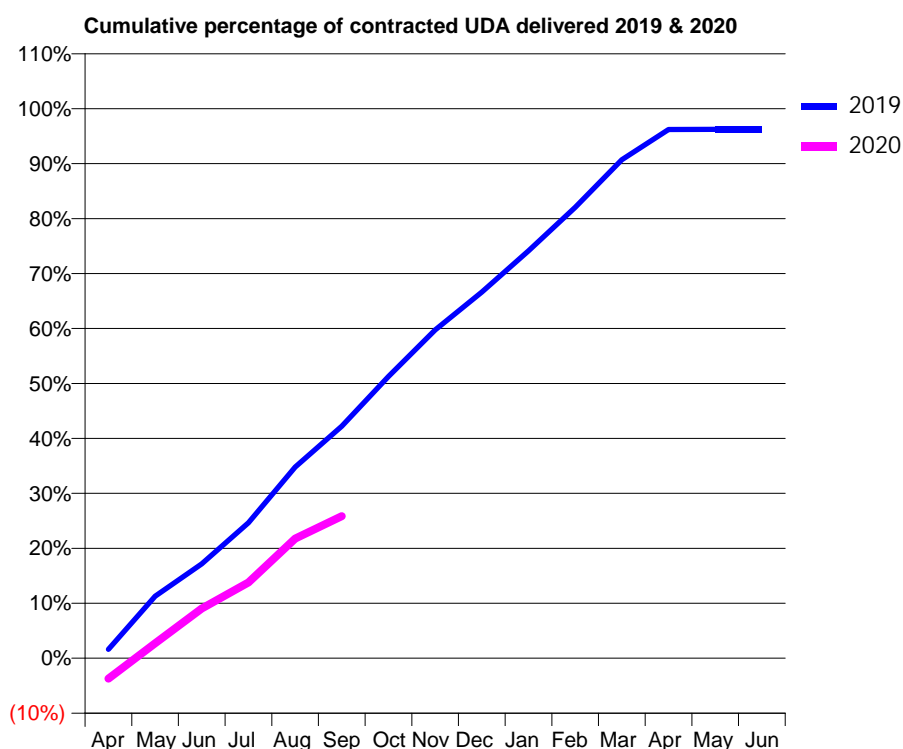
19/20 Contracted general activity (UDA)	15,000
Carry forward general activity (UDA)	872
19/20 Contracted orthodontic activity (UOA)	0
Carry forward orthodontic activity (UOA)	0
Baseline contract value	£381,125.60

ACCESS*

Patients seen in 24 months	Total	Change since previous quarter
Quarter ending September 2018	9,045	
Quarter ending December 2018	9,095	→
Quarter ending March 2019	9,045	→
Quarter ending June 2019	8,771	↓
Quarter ending September 2019	8,494	↓
Variance since September 2018	(6.1%)	↓



ACTIVITY



Month	2019	2020
April	377	-558
May	2,619	410
June	3,985	1,354
July	5,721	2,068
August	8,071	3,265
September	9,795	3,878
October	11,891	
November	13,859	
December	15,456	
January	17,195	
February	19,038	
March	21,044	
April	22,321	
May	22,328	
June	22,328	

QUALITY

	Quantity	Base Number	Contract	AT	Region	England
% of FP17s for the same patient ID Re-attending within 3 months - Children	69	1,489	4.6%	9.2%	10.8%	11.5%
% of FP17s for the same patient ID Re-attending within 3 months - Adults	193	1,286	15.0%	14.8%	15.2%	15.4%
% of FP17s for the same patient ID Re-attending between 3 & 9 months - Children	806	1,489	54.1%	61.5%	62.2%	59.7%
% of FP17s for the same patient ID Re-attending between 3 & 9 months - Adults	498	1,286	38.7%	52.4%	52.9%	51.7%
% of FP17s for Band 1 Urgent Courses	106	2,239	4.7%	9.3%	9.7%	9.2%
% of FP17s Relating to Free Repair or Replacements	6	2,239	0.3%	0.5%	0.6%	0.7%
% of FP17s Relating to Continuations	41	2,239	1.8%	0.7%	0.7%	0.8%
% of Patients satisfied with the dentistry they have received	1	1	N/A	93.6%	93.6%	93.5%
% of Patients satisfied with the time they had to wait for an appointment	1	1	N/A	88.5%	86.3%	87.4%

* This is based on patients treated on this contract for their most recent course of treatment. Figures in italics indicate the base number of FP17s or Patient Questionnaire responses are less than 100. N/A is shown where the base number of responses is less than 10 during the period. % is calculated as Quantity/Base number*100

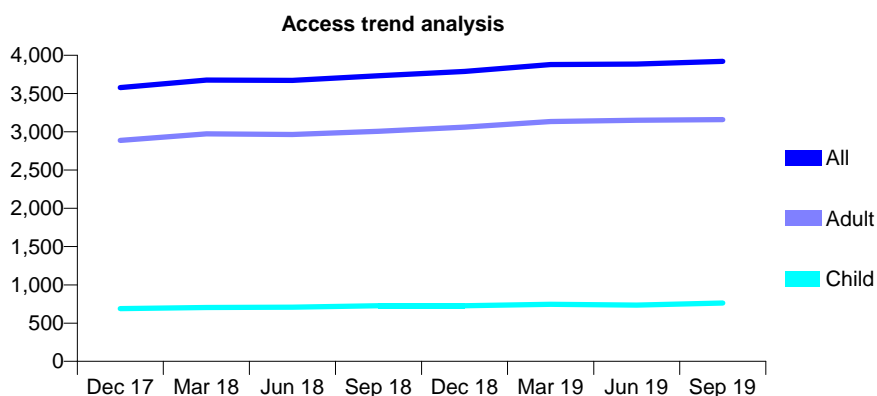
Q68 - Vital Signs At a Glance Contract Report for 842796/0001 - September 2019

Name or company name	MR T GHASEMI
Contract type name	GDS Contract
Purpose of contract	General
Contract start date	01/04/2006
Contract end date	

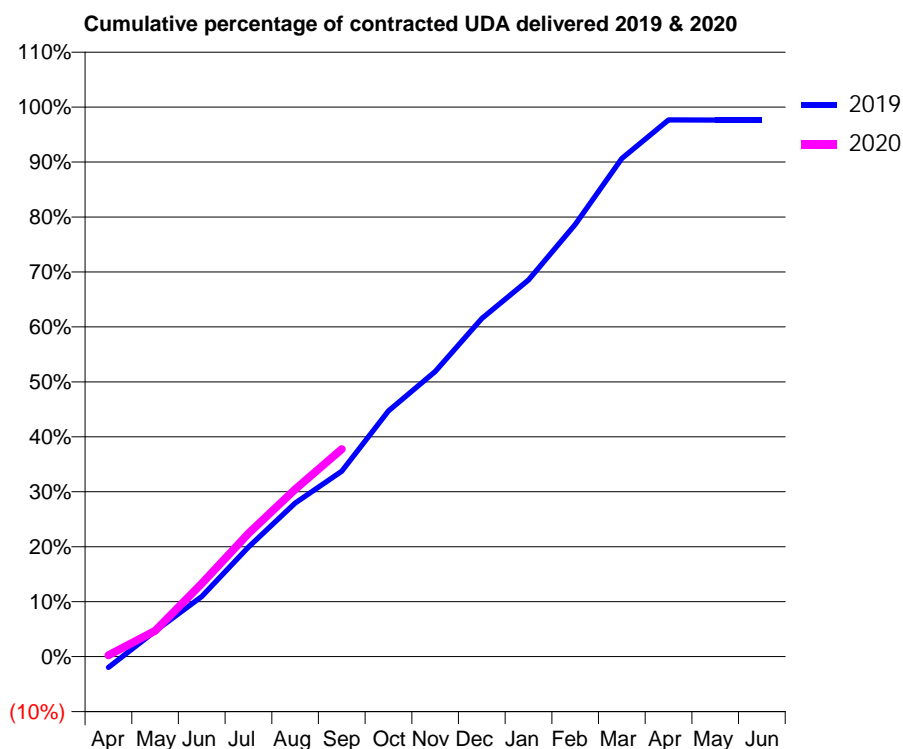
19/20 Contracted general activity (UDA)	10,559
Carry forward general activity (UDA)	248
19/20 Contracted orthodontic activity (UOA)	0
Carry forward orthodontic activity (UOA)	0
Baseline contract value	£354,258.72

ACCESS*

Patients seen in 24 months	Total	Change since previous quarter
Quarter ending September 2018	3,733	
Quarter ending December 2018	3,788	→
Quarter ending March 2019	3,879	↑
Quarter ending June 2019	3,884	→
Quarter ending September 2019	3,921	→
Variance since September 2018	5.0%	↑



ACTIVITY



Month	Adjusted Scheduled Activity (UDA)	
	2019	2020
April	-210	28
May	491	498
June	1,155	1,403
July	2,104	2,365
August	2,951	3,215
September	3,564	3,988
October	4,720	
November	5,478	
December	6,497	
January	7,238	
February	8,303	
March	9,571	
April	10,312	
May	10,311	
June	10,311	

QUALITY

	Quantity	Base Number	Contract	AT	Region	England
% of FP17s for the same patient ID Re-attending within 3 months - Children	15	453	3.3%	9.2%	10.8%	11.5%
% of FP17s for the same patient ID Re-attending within 3 months - Adults	147	1,733	8.5%	14.8%	15.2%	15.4%
% of FP17s for the same patient ID Re-attending between 3 & 9 months - Children	168	453	37.1%	61.5%	62.2%	59.7%
% of FP17s for the same patient ID Re-attending between 3 & 9 months - Adults	815	1,733	47.0%	52.4%	52.9%	51.7%
% of FP17s for Band 1 Urgent Courses	142	1,994	7.1%	9.3%	9.7%	9.2%
% of FP17s Relating to Free Repair or Replacements	3	1,994	0.2%	0.5%	0.6%	0.7%
% of FP17s Relating to Continuations	19	1,994	1.0%	0.7%	0.7%	0.8%
% of Patients satisfied with the dentistry they have received	0	0	N/A	93.6%	93.6%	93.5%
% of Patients satisfied with the time they had to wait for an appointment	0	0	N/A	88.5%	86.3%	87.4%

* This is based on patients treated on this contract for their most recent course of treatment. Figures in italics indicate the base number of FP17s or Patient Questionnaire responses are less than 100. N/A is shown where the base number of responses is less than 10 during the period. % is calculated as Quantity/Base number*100

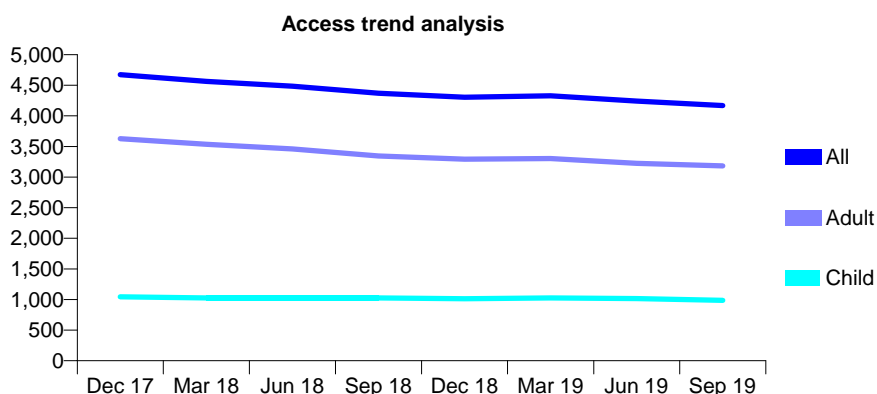
Q68 - Vital Signs At a Glance Contract Report for 842885/0001 - September 2019

Name or company name	Quality Dental Brighton
Contract type name	GDS Contract
Purpose of contract	General
Contract start date	08/05/2006
Contract end date	

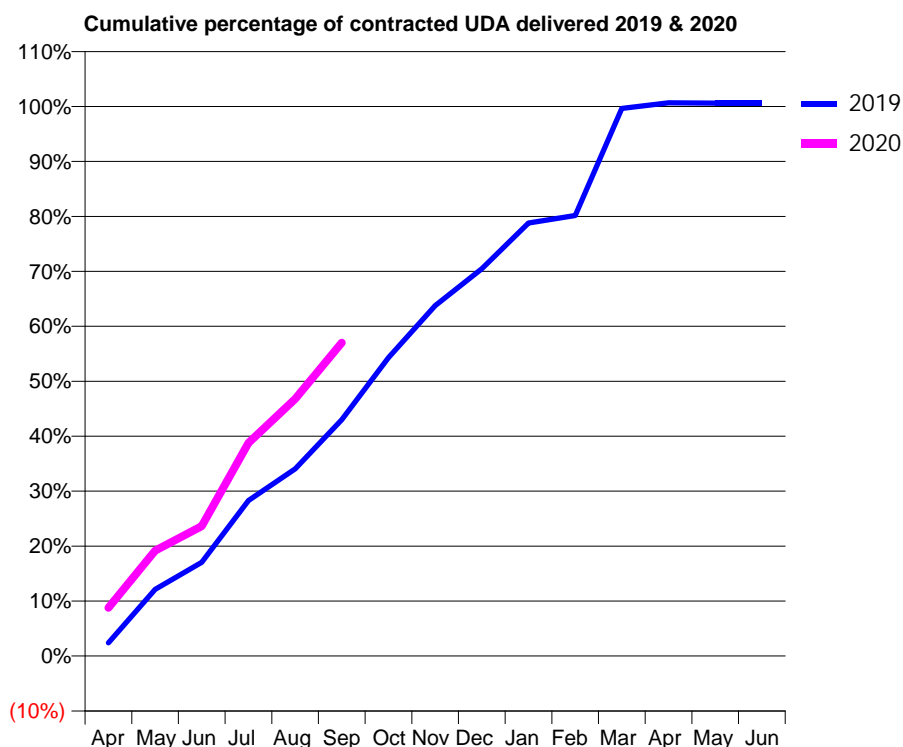
19/20 Contracted general activity (UDA)	9,574
Carry forward general activity (UDA)	0
19/20 Contracted orthodontic activity (UOA)	0
Carry forward orthodontic activity (UOA)	0
Baseline contract value	£257,383.65

ACCESS*

Patients seen in 24 months	Total	Change since previous quarter
Quarter ending September 2018	4,370	
Quarter ending December 2018	4,305	↓
Quarter ending March 2019	4,327	→
Quarter ending June 2019	4,242	↓
Quarter ending September 2019	4,169	↓
Variance since September 2018	(4.6%)	↓



ACTIVITY



Month	Adjusted Scheduled Activity (UDA)	
	2019	2020
April	232	840
May	1,160	1,837
June	1,631	2,261
July	2,711	3,712
August	3,261	4,481
September	4,117	5,458
October	5,199	
November	6,104	
December	6,745	
January	7,542	
February	7,675	
March	9,539	
April	9,635	
May	9,632	
June	9,632	

QUALITY

	Quantity	Base Number	Contract	AT	Region	England
% of FP17s for the same patient ID Re-attending within 3 months - Children	40	712	5.6%	9.2%	10.8%	11.5%
% of FP17s for the same patient ID Re-attending within 3 months - Adults	206	2,028	10.2%	14.8%	15.2%	15.4%
% of FP17s for the same patient ID Re-attending between 3 & 9 months - Children	467	712	65.6%	61.5%	62.2%	59.7%
% of FP17s for the same patient ID Re-attending between 3 & 9 months - Adults	1,150	2,028	56.7%	52.4%	52.9%	51.7%
% of FP17s for Band 1 Urgent Courses	221	2,685	8.2%	9.3%	9.7%	9.2%
% of FP17s Relating to Free Repair or Replacements	9	2,685	0.3%	0.5%	0.6%	0.7%
% of FP17s Relating to Continuations	0	2,685	0.0%	0.7%	0.7%	0.8%
% of Patients satisfied with the dentistry they have received	3	3	N/A	93.6%	93.6%	93.5%
% of Patients satisfied with the time they had to wait for an appointment	3	3	N/A	88.5%	86.3%	87.4%

* This is based on patients treated on this contract for their most recent course of treatment. Figures in italics indicate the base number of FP17s or Patient Questionnaire responses are less than 100. N/A is shown where the base number of responses is less than 10 during the period. % is calculated as Quantity/Base number*100

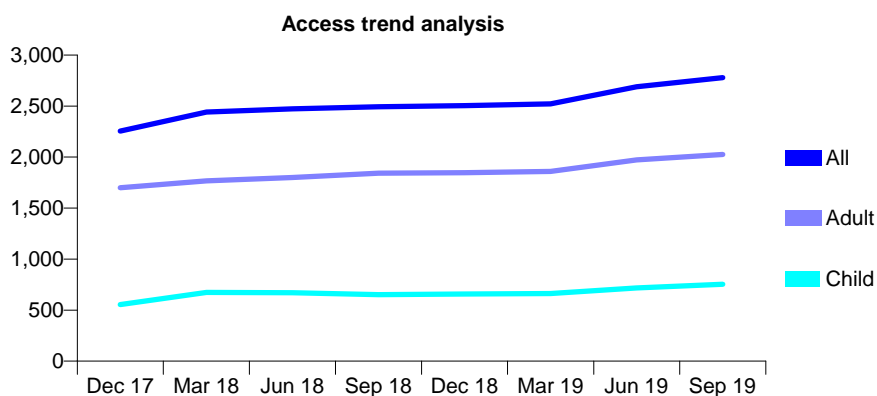
Q68 - Vital Signs At a Glance Contract Report for 842974/0001 - September 2019

Name or company name	MRS ME LARSSON ANDREASSON
Contract type name	GDS Contract
Purpose of contract	General
Contract start date	01/04/2006
Contract end date	

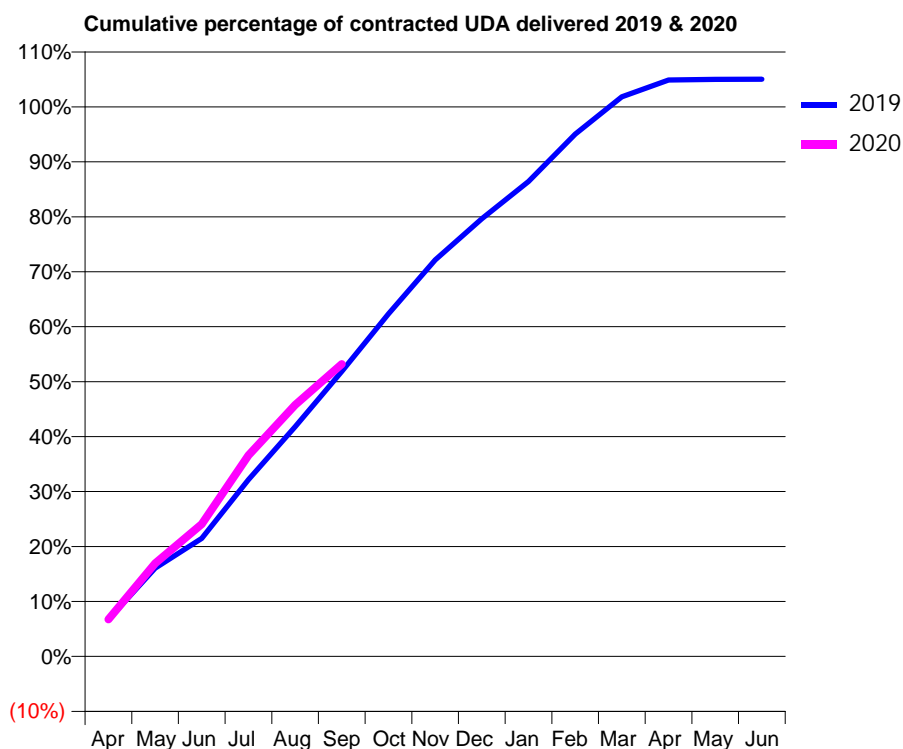
19/20 Contracted general activity (UDA)	6,847
Carry forward general activity (UDA)	0
19/20 Contracted orthodontic activity (UOA)	0
Carry forward orthodontic activity (UOA)	0
Baseline contract value	£191,587.20

ACCESS*

Patients seen in 24 months	Total	Change since previous quarter
Quarter ending September 2018	2,494	
Quarter ending December 2018	2,504	→
Quarter ending March 2019	2,521	→
Quarter ending June 2019	2,690	↑
Quarter ending September 2019	2,779	↑
Variance since September 2018	11.4%	↑



ACTIVITY



Month	2019	2020
April	460	462
May	1,100	1,159
June	1,471	1,647
July	2,202	2,505
August	2,861	3,132
September	3,551	3,642
October	4,268	
November	4,941	
December	5,453	
January	5,917	
February	6,508	
March	6,972	
April	7,180	
May	7,189	
June	7,190	

QUALITY

	Quantity	Base Number	Contract	AT	Region	England
% of FP17s for the same patient ID Re-attending within 3 months - Children	31	646	4.8%	9.2%	10.8%	11.5%
% of FP17s for the same patient ID Re-attending within 3 months - Adults	149	1,545	9.6%	14.8%	15.2%	15.4%
% of FP17s for the same patient ID Re-attending between 3 & 9 months - Children	320	646	49.5%	61.5%	62.2%	59.7%
% of FP17s for the same patient ID Re-attending between 3 & 9 months - Adults	678	1,545	43.9%	52.4%	52.9%	51.7%
% of FP17s for Band 1 Urgent Courses	149	2,064	7.2%	9.3%	9.7%	9.2%
% of FP17s Relating to Free Repair or Replacements	8	2,064	0.4%	0.5%	0.6%	0.7%
% of FP17s Relating to Continuations	9	2,064	0.4%	0.7%	0.7%	0.8%
% of Patients satisfied with the dentistry they have received	1	1	N/A	93.6%	93.6%	93.5%
% of Patients satisfied with the time they had to wait for an appointment	1	1	N/A	88.5%	86.3%	87.4%

* This is based on patients treated on this contract for their most recent course of treatment. Figures in italics indicate the base number of FP17s or Patient Questionnaire responses are less than 100. N/A is shown where the base number of responses is less than 10 during the period. % is calculated as Quantity/Base number*100

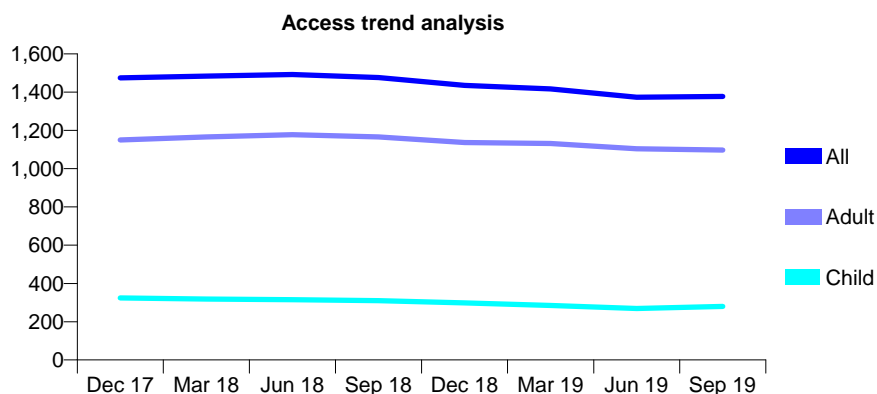
Q68 - Vital Signs At a Glance Contract Report for 843024/0001 - September 2019

Name or company name	Guildford Dental Surgery Partnership
Contract type name	GDS Contract
Purpose of contract	General
Contract start date	01/04/2006
Contract end date	

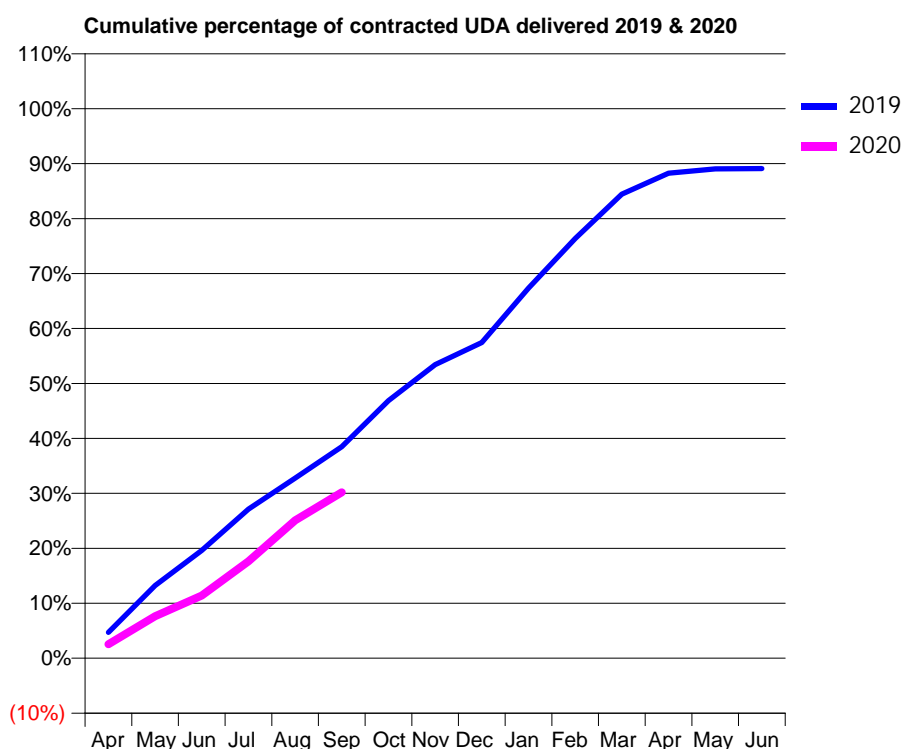
19/20 Contracted general activity (UDA)	5,491
Carry forward general activity (UDA)	0
19/20 Contracted orthodontic activity (UOA)	0
Carry forward orthodontic activity (UOA)	0
Baseline contract value	£128,495.53

ACCESS*

Patients seen in 24 months	Total	Change since previous quarter
Quarter ending September 2018	1,476	
Quarter ending December 2018	1,435	↓
Quarter ending March 2019	1,417	↓
Quarter ending June 2019	1,373	↓
Quarter ending September 2019	1,377	→
Variance since September 2018	(6.7%)	↓



ACTIVITY



Month	2019	2020
April	257	140
May	727	421
June	1,077	627
July	1,491	967
August	1,799	1,379
September	2,114	1,657
October	2,574	
November	2,934	
December	3,155	
January	3,699	
February	4,193	
March	4,636	
April	4,846	
May	4,889	
June	4,892	

QUALITY

	Quantity	Base Number	Contract	AT	Region	England
% of FP17s for the same patient ID Re-attending within 3 months - Children	8	191	4.2%	9.2%	10.8%	11.5%
% of FP17s for the same patient ID Re-attending within 3 months - Adults	114	711	16.0%	14.8%	15.2%	15.4%
% of FP17s for the same patient ID Re-attending between 3 & 9 months - Children	112	191	58.6%	61.5%	62.2%	59.7%
% of FP17s for the same patient ID Re-attending between 3 & 9 months - Adults	391	711	55.0%	52.4%	52.9%	51.7%
% of FP17s for Band 1 Urgent Courses	114	799	14.3%	9.3%	9.7%	9.2%
% of FP17s Relating to Free Repair or Replacements	4	799	0.5%	0.5%	0.6%	0.7%
% of FP17s Relating to Continuations	0	799	0.0%	0.7%	0.7%	0.8%
% of Patients satisfied with the dentistry they have received	0	0	N/A	93.6%	93.6%	93.5%
% of Patients satisfied with the time they had to wait for an appointment	0	0	N/A	88.5%	86.3%	87.4%

* This is based on patients treated on this contract for their most recent course of treatment.

Figures in italics indicate the base number of FP17s or Patient Questionnaire responses are less than 100. N/A is shown where the base number of responses is less than 10 during the period. % is calculated as Quantity/Base number*100

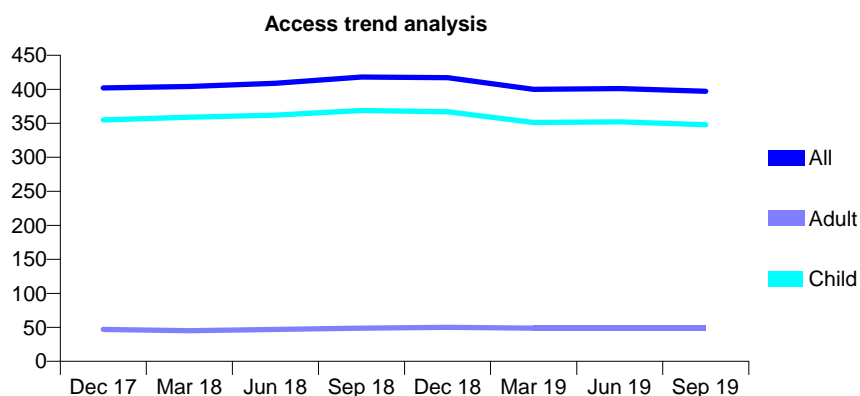
Q68 - Vital Signs At a Glance Contract Report for 843695/0001 - September 2019

Name or company name	MR A HOMMASI
Contract type name	GDS Contract
Purpose of contract	General
Contract start date	01/04/2006
Contract end date	

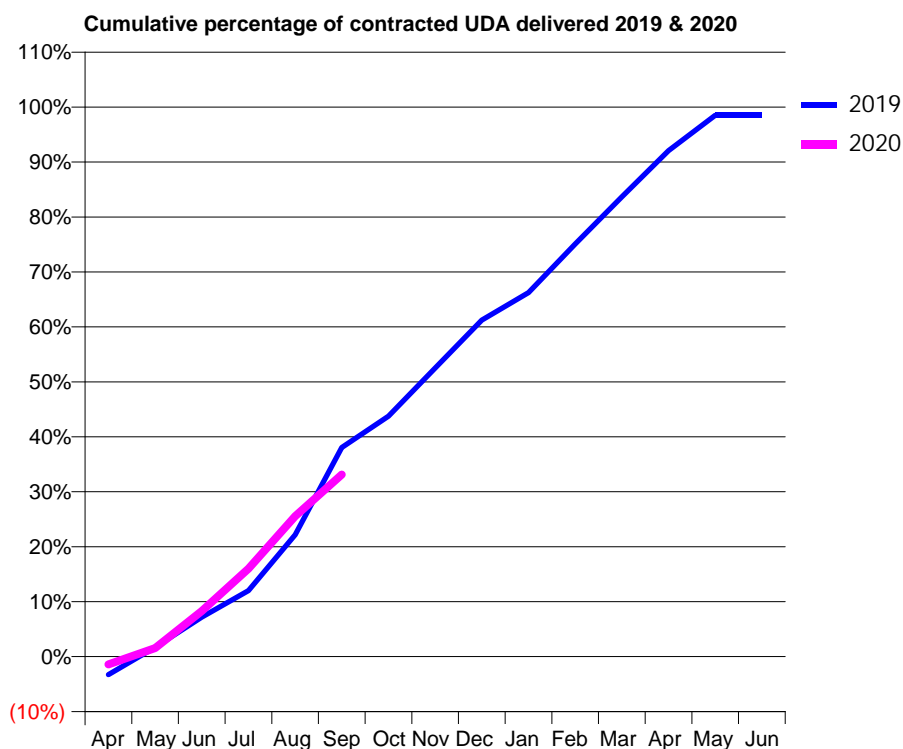
19/20 Contracted general activity (UDA)	700
Carry forward general activity (UDA)	10
19/20 Contracted orthodontic activity (UOA)	0
Carry forward orthodontic activity (UOA)	0
Baseline contract value	£21,441.00

ACCESS*

Patients seen in 24 months	Total	Change since previous quarter
Quarter ending September 2018	418	
Quarter ending December 2018	417	→
Quarter ending March 2019	400	↓
Quarter ending June 2019	401	→
Quarter ending September 2019	397	→
Variance since September 2018	(5.0%)	↓



ACTIVITY



Month	Adjusted Scheduled Activity (UDA)	
	2019	2020
April	-23	-10
May	12	11
June	50	58
July	84	112
August	155	179
September	266	232
October	306	
November	368	
December	429	
January	464	
February	526	
March	586	
April	645	
May	690	
June	690	

QUALITY

	Quantity	Base Number	Contract	AT	Region	England
% of FP17s for the same patient ID Re-attending within 3 months - Children	7	227	3.1%	9.2%	10.8%	11.5%
% of FP17s for the same patient ID Re-attending within 3 months - Adults	0	15	0.0%	14.8%	15.2%	15.4%
% of FP17s for the same patient ID Re-attending between 3 & 9 months - Children	127	227	55.9%	61.5%	62.2%	59.7%
% of FP17s for the same patient ID Re-attending between 3 & 9 months - Adults	9	15	60.0%	52.4%	52.9%	51.7%
% of FP17s for Band 1 Urgent Courses	0	180	0.0%	9.3%	9.7%	9.2%
% of FP17s Relating to Free Repair or Replacements	0	180	0.0%	0.5%	0.6%	0.7%
% of FP17s Relating to Continuations	0	180	0.0%	0.7%	0.7%	0.8%
% of Patients satisfied with the dentistry they have received	0	0	N/A	93.6%	93.6%	93.5%
% of Patients satisfied with the time they had to wait for an appointment	0	0	N/A	88.5%	86.3%	87.4%

* This is based on patients treated on this contract for their most recent course of treatment. Figures in italics indicate the base number of FP17s or Patient Questionnaire responses are less than 100. N/A is shown where the base number of responses is less than 10 during the period. % is calculated as Quantity/Base number*100

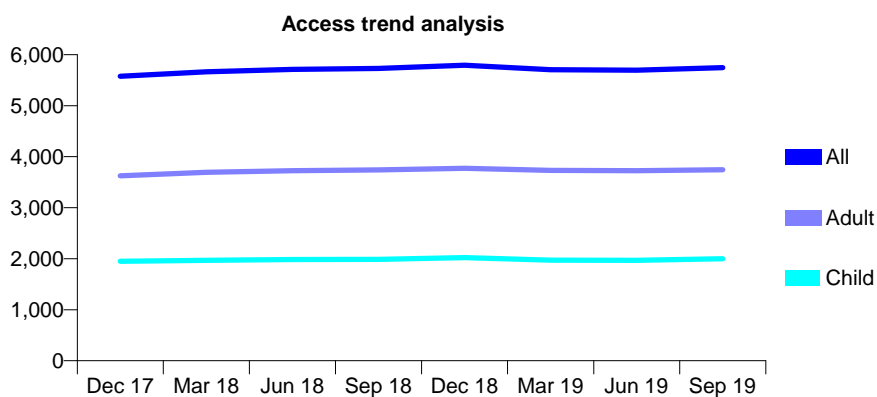
Q68 - Vital Signs At a Glance Contract Report for 847364/0001 - September 2019

Name or company name	MRS A GOR
Contract type name	GDS Contract
Purpose of contract	General
Contract start date	01/12/2006
Contract end date	

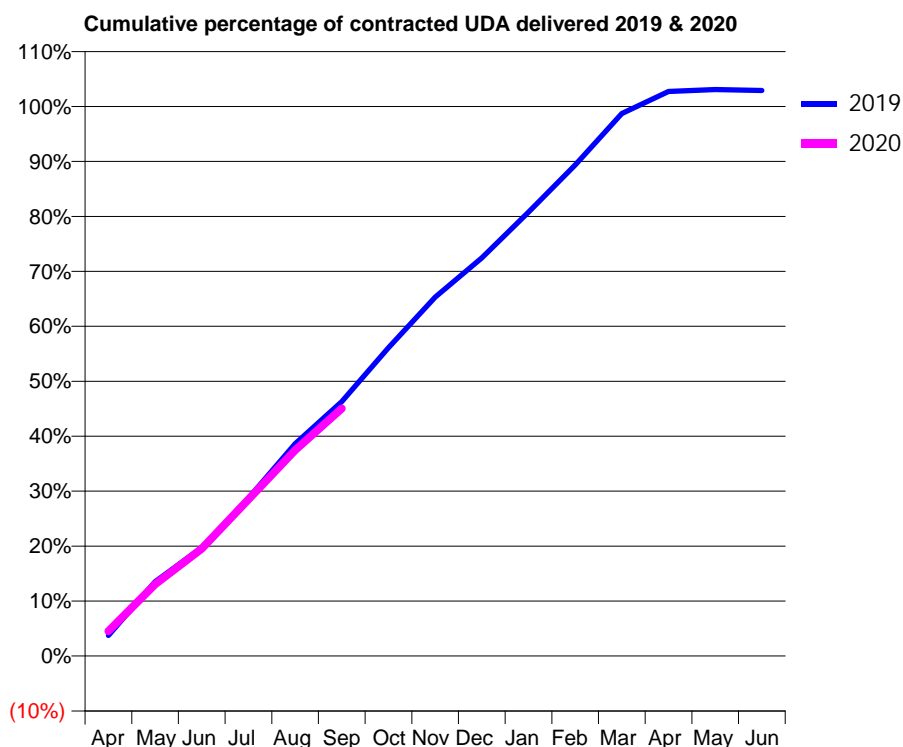
19/20 Contracted general activity (UDA)	14,000
Carry forward general activity (UDA)	0
19/20 Contracted orthodontic activity (UOA)	0
Carry forward orthodontic activity (UOA)	0
Baseline contract value	£384,298.79

ACCESS*

Patients seen in 24 months	Total	Change since previous quarter
Quarter ending September 2018	5,730	
Quarter ending December 2018	5,792	→
Quarter ending March 2019	5,705	↓
Quarter ending June 2019	5,695	→
Quarter ending September 2019	5,745	→
Variance since September 2018	0.3%	→



ACTIVITY



Month	Adjusted Scheduled Activity (UDA)	
	2019	2020
April	524	632
May	1,896	1,830
June	2,764	2,734
July	4,023	3,990
August	5,409	5,247
September	6,482	6,309
October	7,854	
November	9,145	
December	10,142	
January	11,307	
February	12,512	
March	13,817	
April	14,382	
May	14,430	
June	14,407	

QUALITY

	Quantity	Base Number	Contract	AT	Region	England
% of FP17s for the same patient ID Re-attending within 3 months - Children	91	1,688	5.4%	9.2%	10.8%	11.5%
% of FP17s for the same patient ID Re-attending within 3 months - Adults	305	2,712	11.2%	14.8%	15.2%	15.4%
% of FP17s for the same patient ID Re-attending between 3 & 9 months - Children	1,191	1,688	70.6%	61.5%	62.2%	59.7%
% of FP17s for the same patient ID Re-attending between 3 & 9 months - Adults	1,654	2,712	61.0%	52.4%	52.9%	51.7%
% of FP17s for Band 1 Urgent Courses	198	4,083	4.8%	9.3%	9.7%	9.2%
% of FP17s Relating to Free Repair or Replacements	13	4,083	0.3%	0.5%	0.6%	0.7%
% of FP17s Relating to Continuations	55	4,083	1.3%	0.7%	0.7%	0.8%
% of Patients satisfied with the dentistry they have received	1	1	N/A	93.6%	93.6%	93.5%
% of Patients satisfied with the time they had to wait for an appointment	1	1	N/A	88.5%	86.3%	87.4%

* This is based on patients treated on this contract for their most recent course of treatment. Figures in italics indicate the base number of FP17s or Patient Questionnaire responses are less than 100. N/A is shown where the base number of responses is less than 10 during the period. % is calculated as Quantity/Base number*100

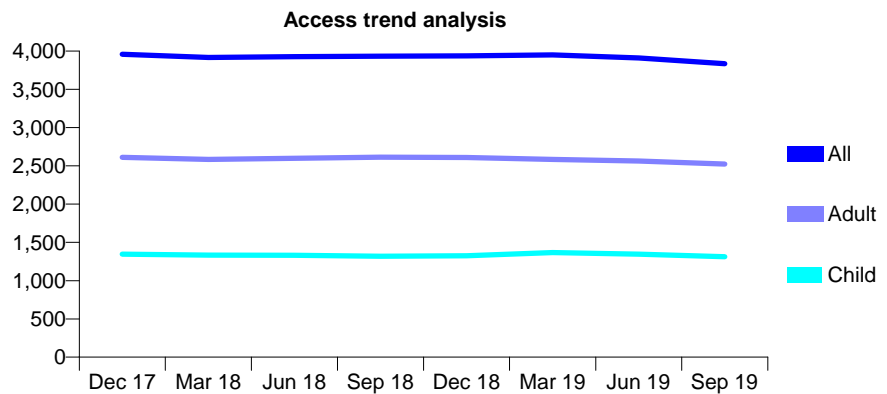
Q68 - Vital Signs At a Glance Contract Report for 847402/0002 - September 2019

Name or company name	MR MN MAKRAZAKIS
Contract type name	GDS Contract
Purpose of contract	General
Contract start date	01/04/2006
Contract end date	

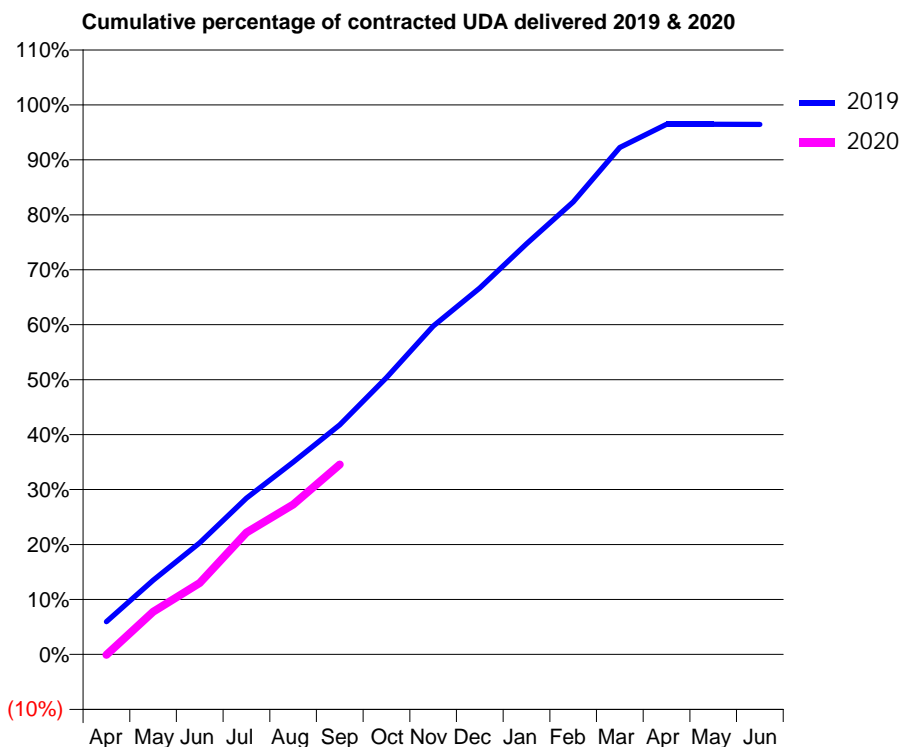
19/20 Contracted general activity (UDA)	13,893
Carry forward general activity (UDA)	492
19/20 Contracted orthodontic activity (UOA)	0
Carry forward orthodontic activity (UOA)	0
Baseline contract value	£362,248.37

ACCESS*

Patients seen in 24 months	Total	Change since previous quarter
Quarter ending September 2018	3,933	
Quarter ending December 2018	3,936	→
Quarter ending March 2019	3,951	→
Quarter ending June 2019	3,910	↓
Quarter ending September 2019	3,835	↓
Variance since September 2018	(2.5%)	↓



ACTIVITY



Month	2019	2020
April	828	-10
May	1,876	1,078
June	2,822	1,810
July	3,952	3,083
August	4,859	3,788
September	5,805	4,801
October	6,997	
November	8,302	
December	9,264	
January	10,379	
February	11,441	
March	12,818	
April	13,403	
May	13,403	
June	13,400	

QUALITY

	Quantity	Base Number	Contract	AT	Region	England
% of FP17s for the same patient ID Re-attending within 3 months - Children	74	952	7.8%	9.2%	10.8%	11.5%
% of FP17s for the same patient ID Re-attending within 3 months - Adults	257	1,741	14.8%	14.8%	15.2%	15.4%
% of FP17s for the same patient ID Re-attending between 3 & 9 months - Children	630	952	66.2%	61.5%	62.2%	59.7%
% of FP17s for the same patient ID Re-attending between 3 & 9 months - Adults	1,101	1,741	63.2%	52.4%	52.9%	51.7%
% of FP17s for Band 1 Urgent Courses	257	2,473	10.4%	9.3%	9.7%	9.2%
% of FP17s Relating to Free Repair or Replacements	21	2,473	0.8%	0.5%	0.6%	0.7%
% of FP17s Relating to Continuations	21	2,473	0.8%	0.7%	0.7%	0.8%
% of Patients satisfied with the dentistry they have received	3	3	N/A	93.6%	93.6%	93.5%
% of Patients satisfied with the time they had to wait for an appointment	2	3	N/A	88.5%	86.3%	87.4%

* This is based on patients treated on this contract for their most recent course of treatment. Figures in italics indicate the base number of FP17s or Patient Questionnaire responses are less than 100. N/A is shown where the base number of responses is less than 10 during the period. % is calculated as Quantity/Base number*100

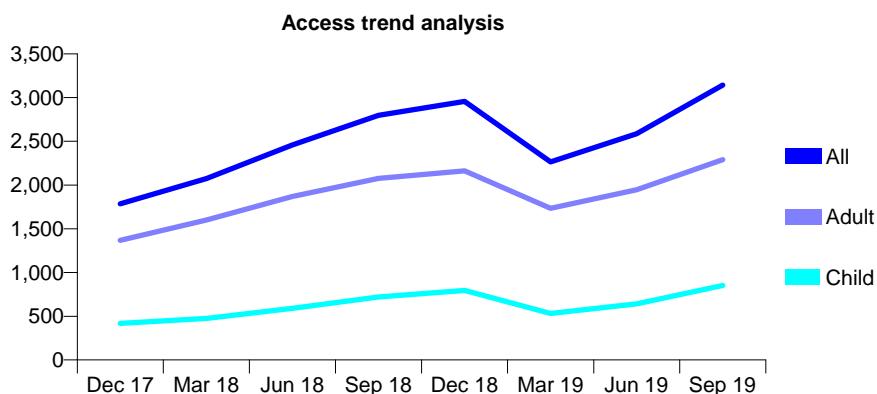
Q68 - Vital Signs At a Glance Contract Report for 851477/0001 - September 2019

Name or company name	Trinity Dental Practice Partnership
Contract type name	GDS Contract
Purpose of contract	General
Contract start date	13/01/2014
Contract end date	

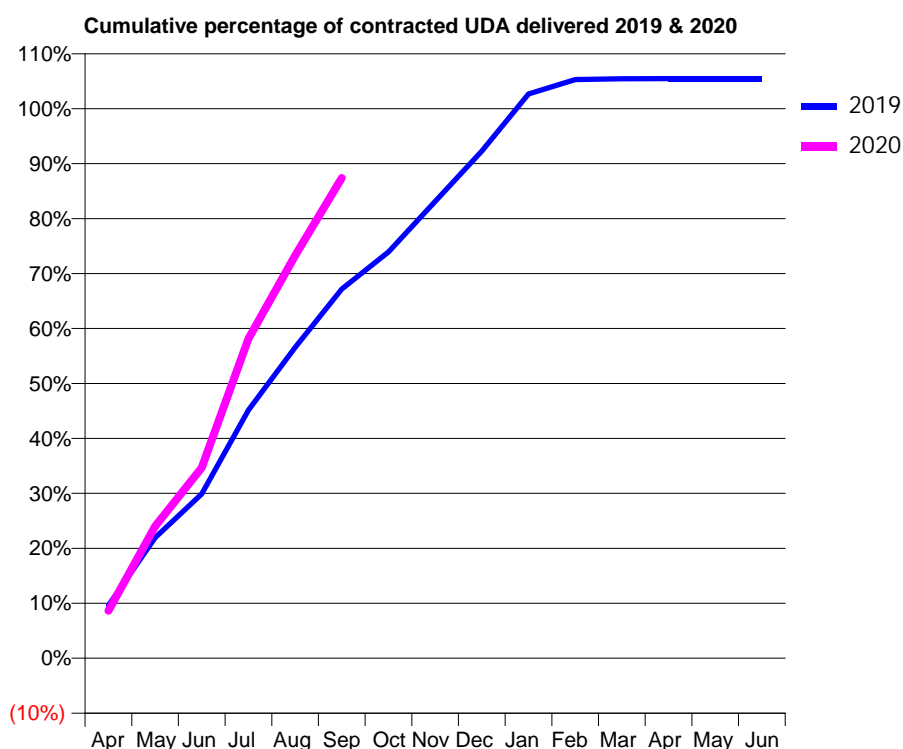
19/20 Contracted general activity (UDA)	6,000
Carry forward general activity (UDA)	0
19/20 Contracted orthodontic activity (UOA)	0
Carry forward orthodontic activity (UOA)	0
Baseline contract value	£153,195.46

ACCESS*

Patients seen in 24 months	Total	Change since previous quarter
Quarter ending September 2018	2,798	
Quarter ending December 2018	2,957	↑
Quarter ending March 2019	2,264	↓
Quarter ending June 2019	2,588	↑
Quarter ending September 2019	3,142	↑
Variance since September 2018	12.3%	↑



ACTIVITY



Month	2019	2020
April	576	519
May	1,316	1,441
June	1,793	2,080
July	2,709	3,489
August	3,394	4,396
September	4,029	5,243
October	4,436	
November	4,988	
December	5,537	
January	6,159	
February	6,317	
March	6,325	
April	6,327	
May	6,327	
June	6,327	

QUALITY

	Quantity	Base Number	Contract	AT	Region	England
% of FP17s for the same patient ID Re-attending within 3 months - Children	38	694	5.5%	9.2%	10.8%	11.5%
% of FP17s for the same patient ID Re-attending within 3 months - Adults	175	1,519	11.5%	14.8%	15.2%	15.4%
% of FP17s for the same patient ID Re-attending between 3 & 9 months - Children	225	694	32.4%	61.5%	62.2%	59.7%
% of FP17s for the same patient ID Re-attending between 3 & 9 months - Adults	394	1,519	25.9%	52.4%	52.9%	51.7%
% of FP17s for Band 1 Urgent Courses	249	2,211	11.3%	9.3%	9.7%	9.2%
% of FP17s Relating to Free Repair or Replacements	0	2,211	0.0%	0.5%	0.6%	0.7%
% of FP17s Relating to Continuations	30	2,211	1.4%	0.7%	0.7%	0.8%
% of Patients satisfied with the dentistry they have received	4	4	N/A	93.6%	93.6%	93.5%
% of Patients satisfied with the time they had to wait for an appointment	4	4	N/A	88.5%	86.3%	87.4%

* This is based on patients treated on this contract for their most recent course of treatment.

Figures in italics indicate the base number of FP17s or Patient Questionnaire responses are less than 100. N/A is shown where the base number of responses is less than 10 during the period. % is calculated as Quantity/Base number*100

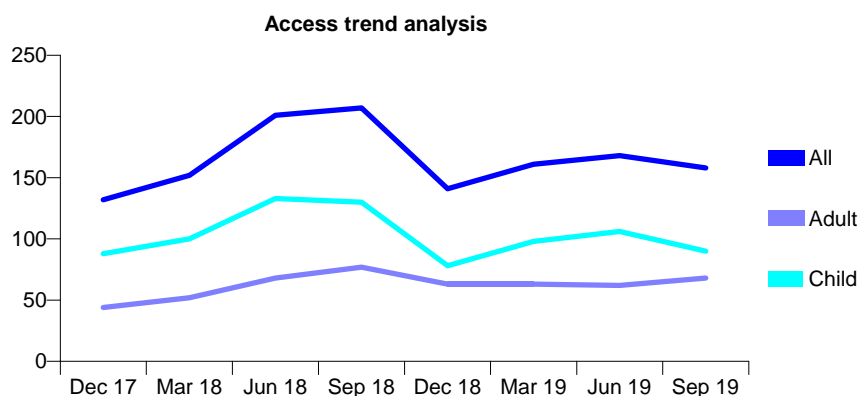
Q68 - Vital Signs At a Glance Contract Report for 853119/0001 - September 2019

Name or company name	Warren House Dental Practice - Cranleigh
Contract type name	GDS Contract
Purpose of contract	General
Contract start date	01/06/2011
Contract end date	

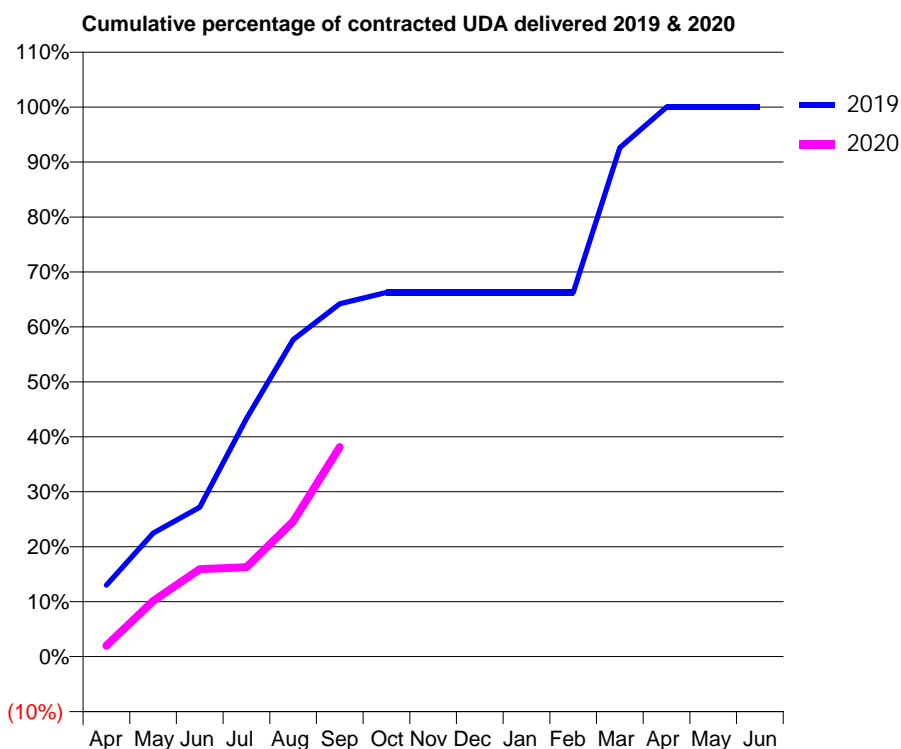
19/20 Contracted general activity (UDA)	300
Carry forward general activity (UDA)	0
19/20 Contracted orthodontic activity (UOA)	0
Carry forward orthodontic activity (UOA)	0
Baseline contract value	£7,218.63

ACCESS*

Patients seen in 24 months	Total	Change since previous quarter
Quarter ending September 2018	207	
Quarter ending December 2018	141	↓
Quarter ending March 2019	161	↑
Quarter ending June 2019	168	↑
Quarter ending September 2019	158	↓
Variance since September 2018	(23.7%)	↓



ACTIVITY



Month	Adjusted Scheduled Activity (UDA)	
	2019	2020
April	39	6
May	67	30
June	82	48
July	130	49
August	173	74
September	193	114
October	199	
November	199	
December	199	
January	199	
February	199	
March	278	
April	300	
May	300	
June	300	

QUALITY

	Quantity	Base Number	Contract	AT	Region	England
% of FP17s for the same patient ID Re-attending within 3 months - Children	0	65	0.0%	9.2%	10.8%	11.5%
% of FP17s for the same patient ID Re-attending within 3 months - Adults	1	41	2.4%	14.8%	15.2%	15.4%
% of FP17s for the same patient ID Re-attending between 3 & 9 months - Children	4	65	6.2%	61.5%	62.2%	59.7%
% of FP17s for the same patient ID Re-attending between 3 & 9 months - Adults	2	41	4.9%	52.4%	52.9%	51.7%
% of FP17s for Band 1 Urgent Courses	7	88	8.0%	9.3%	9.7%	9.2%
% of FP17s Relating to Free Repair or Replacements	0	88	0.0%	0.5%	0.6%	0.7%
% of FP17s Relating to Continuations	0	88	0.0%	0.7%	0.7%	0.8%
% of Patients satisfied with the dentistry they have received	0	0	N/A	93.6%	93.6%	93.5%
% of Patients satisfied with the time they had to wait for an appointment	0	0	N/A	88.5%	86.3%	87.4%

* This is based on patients treated on this contract for their most recent course of treatment. Figures in italics indicate the base number of FP17s or Patient Questionnaire responses are less than 100. N/A is shown where the base number of responses is less than 10 during the period. % is calculated as Quantity/Base number*100

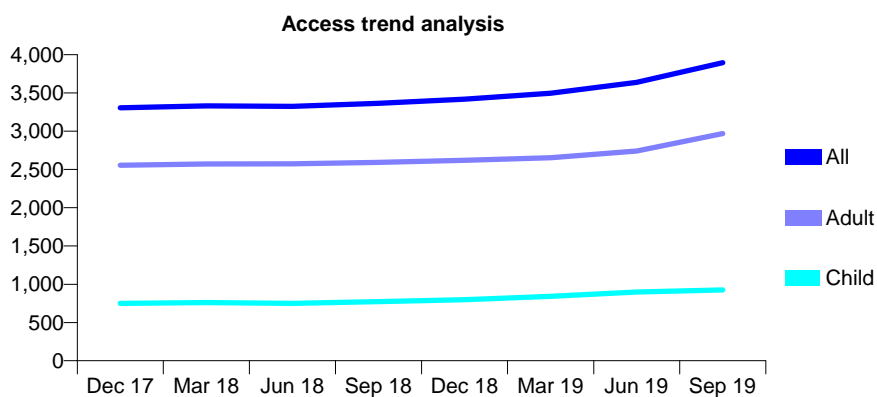
Q68 - Vital Signs At a Glance Contract Report for 853429/0001 - September 2019

Name or company name	Flint House Dental Practice Partnership
Contract type name	GDS Contract
Purpose of contract	General
Contract start date	01/04/2006
Contract end date	

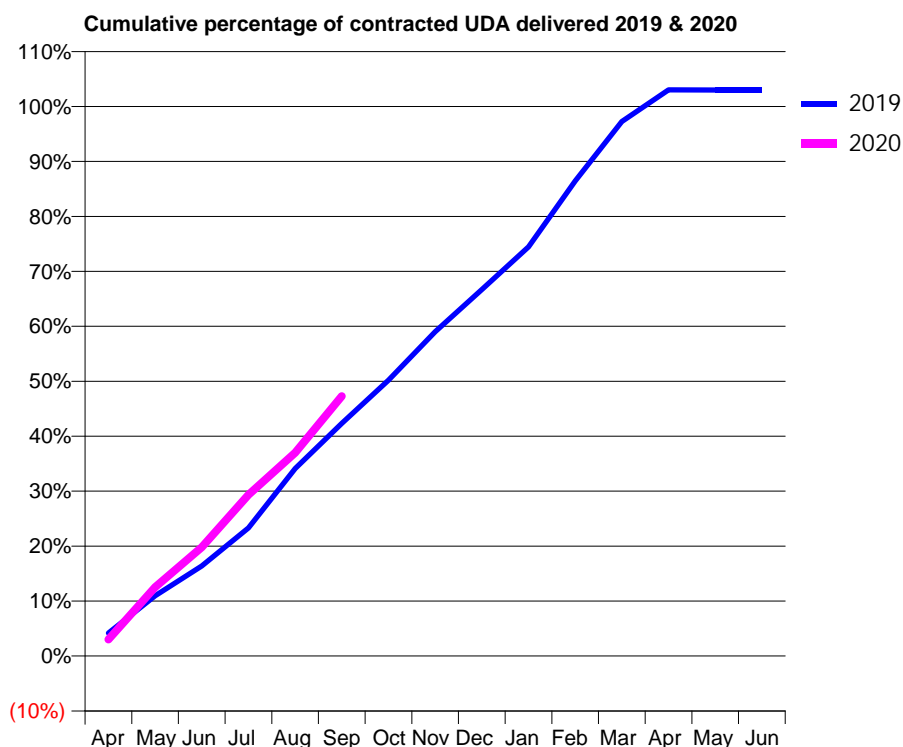
19/20 Contracted general activity (UDA)	16,000
Carry forward general activity (UDA)	0
19/20 Contracted orthodontic activity (UOA)	0
Carry forward orthodontic activity (UOA)	0
Baseline contract value	£412,868.91

ACCESS*

Patients seen in 24 months	Total	Change since previous quarter
Quarter ending September 2018	3,365	
Quarter ending December 2018	3,419	→
Quarter ending March 2019	3,495	↑
Quarter ending June 2019	3,639	↑
Quarter ending September 2019	3,894	↑
Variance since September 2018	15.7%	↑



ACTIVITY



Month	Adjusted Scheduled Activity (UDA)	
	2019	2020
April	670	485
May	1,754	2,004
June	2,624	3,166
July	3,728	4,696
August	5,458	5,920
September	6,772	7,564
October	8,032	
November	9,439	
December	10,668	
January	11,912	
February	13,831	
March	15,558	
April	16,485	
May	16,481	
June	16,481	

QUALITY

	Quantity	Base Number	Contract	AT	Region	England
% of FP17s for the same patient ID Re-attending within 3 months - Children	74	775	9.5%	9.2%	10.8%	11.5%
% of FP17s for the same patient ID Re-attending within 3 months - Adults	339	2,416	14.0%	14.8%	15.2%	15.4%
% of FP17s for the same patient ID Re-attending between 3 & 9 months - Children	464	775	59.9%	61.5%	62.2%	59.7%
% of FP17s for the same patient ID Re-attending between 3 & 9 months - Adults	1,326	2,416	54.9%	52.4%	52.9%	51.7%
% of FP17s for Band 1 Urgent Courses	203	2,962	6.9%	9.3%	9.7%	9.2%
% of FP17s Relating to Free Repair or Replacements	16	2,962	0.5%	0.5%	0.6%	0.7%
% of FP17s Relating to Continuations	25	2,962	0.8%	0.7%	0.7%	0.8%
% of Patients satisfied with the dentistry they have received	2	2	N/A	93.6%	93.6%	93.5%
% of Patients satisfied with the time they had to wait for an appointment	2	2	N/A	88.5%	86.3%	87.4%

* This is based on patients treated on this contract for their most recent course of treatment. Figures in italics indicate the base number of FP17s or Patient Questionnaire responses are less than 100. N/A is shown where the base number of responses is less than 10 during the period. % is calculated as Quantity/Base number*100

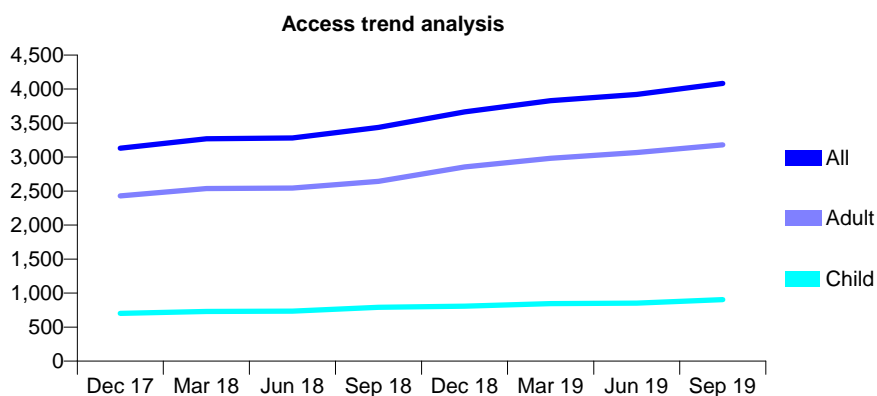
Q68 - Vital Signs At a Glance Contract Report for 855022/0004 - September 2019

Name or company name	MS S MOUSAVI
Contract type name	GDS Contract
Purpose of contract	General
Contract start date	01/04/2008
Contract end date	

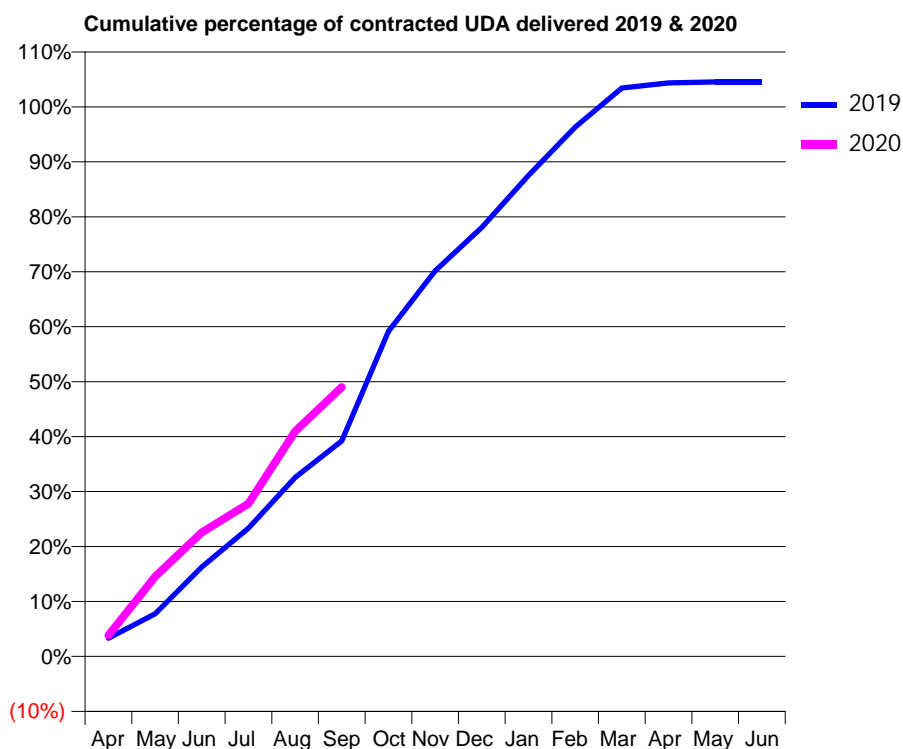
19/20 Contracted general activity (UDA)	10,716
Carry forward general activity (UDA)	0
19/20 Contracted orthodontic activity (UOA)	0
Carry forward orthodontic activity (UOA)	0
Baseline contract value	£238,330.00

ACCESS*

Patients seen in 24 months	Total	Change since previous quarter
Quarter ending September 2018	3,437	
Quarter ending December 2018	3,664	↑
Quarter ending March 2019	3,829	↑
Quarter ending June 2019	3,920	↑
Quarter ending September 2019	4,084	↑
Variance since September 2018	18.8%	↑



ACTIVITY



Month	2019	2020
April	354	412
May	835	1,556
June	1,744	2,418
July	2,503	2,978
August	3,492	4,387
September	4,200	5,253
October	6,340	
November	7,520	
December	8,365	
January	9,379	
February	10,323	
March	11,082	
April	11,183	
May	11,203	
June	11,202	

QUALITY

	Quantity	Base Number	Contract	AT	Region	England
% of FP17s for the same patient ID Re-attending within 3 months - Children	42	568	7.4%	9.2%	10.8%	11.5%
% of FP17s for the same patient ID Re-attending within 3 months - Adults	200	1,798	11.1%	14.8%	15.2%	15.4%
% of FP17s for the same patient ID Re-attending between 3 & 9 months - Children	282	568	49.6%	61.5%	62.2%	59.7%
% of FP17s for the same patient ID Re-attending between 3 & 9 months - Adults	813	1,798	45.2%	52.4%	52.9%	51.7%
% of FP17s for Band 1 Urgent Courses	231	2,262	10.2%	9.3%	9.7%	9.2%
% of FP17s Relating to Free Repair or Replacements	1	2,262	0.0%	0.5%	0.6%	0.7%
% of FP17s Relating to Continuations	3	2,262	0.1%	0.7%	0.7%	0.8%
% of Patients satisfied with the dentistry they have received	1	1	N/A	93.6%	93.6%	93.5%
% of Patients satisfied with the time they had to wait for an appointment	1	1	N/A	88.5%	86.3%	87.4%

* This is based on patients treated on this contract for their most recent course of treatment. Figures in italics indicate the base number of FP17s or Patient Questionnaire responses are less than 100. N/A is shown where the base number of responses is less than 10 during the period. % is calculated as Quantity/Base number*100

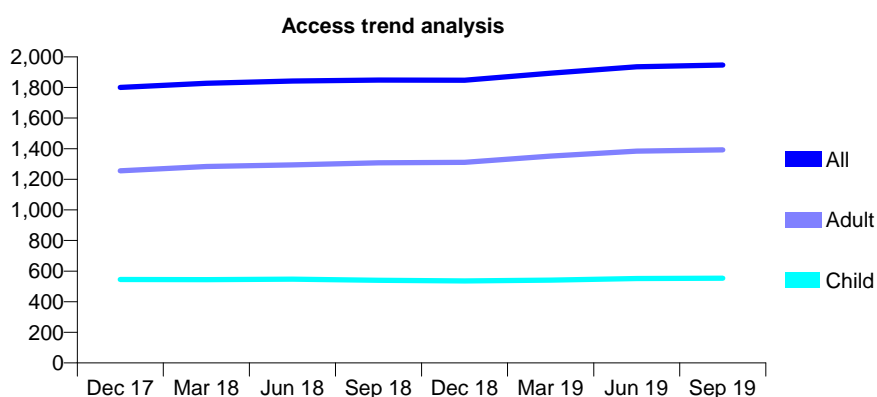
Q68 - Vital Signs At a Glance Contract Report for 855138/0001 - September 2019

Name or company name	Mr Ashish Patel
Contract type name	GDS Contract
Purpose of contract	General
Contract start date	01/11/2006
Contract end date	

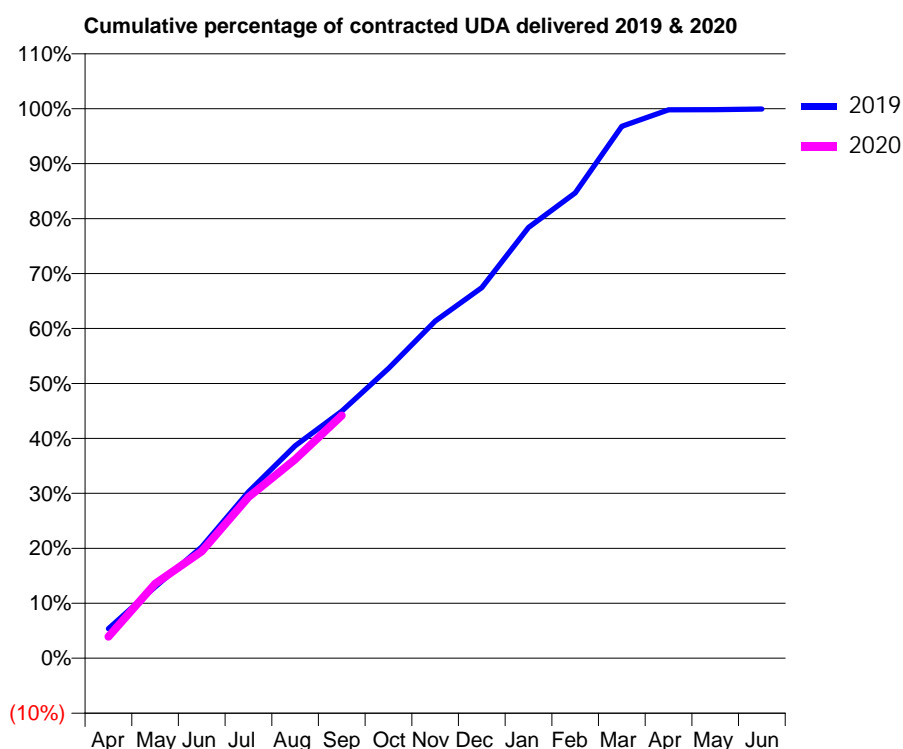
19/20 Contracted general activity (UDA)	5,700
Carry forward general activity (UDA)	4
19/20 Contracted orthodontic activity (UOA)	0
Carry forward orthodontic activity (UOA)	0
Baseline contract value	£136,153.87

ACCESS*

Patients seen in 24 months	Total	Change since previous quarter
Quarter ending September 2018	1,848	
Quarter ending December 2018	1,847	→
Quarter ending March 2019	1,893	↑
Quarter ending June 2019	1,935	↑
Quarter ending September 2019	1,946	→
Variance since September 2018	5.3%	↑



ACTIVITY



Month	2019	2020
April	306	224
May	739	773
June	1,154	1,108
July	1,725	1,671
August	2,204	2,063
September	2,562	2,518
October	3,005	
November	3,495	
December	3,844	
January	4,468	
February	4,826	
March	5,516	
April	5,687	
May	5,690	
June	5,695	

QUALITY

	Quantity	Base Number	Contract	AT	Region	England
% of FP17s for the same patient ID Re-attending within 3 months - Children	20	475	4.2%	9.2%	10.8%	11.5%
% of FP17s for the same patient ID Re-attending within 3 months - Adults	120	1,081	11.1%	14.8%	15.2%	15.4%
% of FP17s for the same patient ID Re-attending between 3 & 9 months - Children	338	475	71.2%	61.5%	62.2%	59.7%
% of FP17s for the same patient ID Re-attending between 3 & 9 months - Adults	734	1,081	67.9%	52.4%	52.9%	51.7%
% of FP17s for Band 1 Urgent Courses	85	1,447	5.9%	9.3%	9.7%	9.2%
% of FP17s Relating to Free Repair or Replacements	6	1,447	0.4%	0.5%	0.6%	0.7%
% of FP17s Relating to Continuations	6	1,447	0.4%	0.7%	0.7%	0.8%
% of Patients satisfied with the dentistry they have received	1	1	N/A	93.6%	93.6%	93.5%
% of Patients satisfied with the time they had to wait for an appointment	1	1	N/A	88.5%	86.3%	87.4%

* This is based on patients treated on this contract for their most recent course of treatment. Figures in italics indicate the base number of FP17s or Patient Questionnaire responses are less than 100. N/A is shown where the base number of responses is less than 10 during the period. % is calculated as Quantity/Base number*100

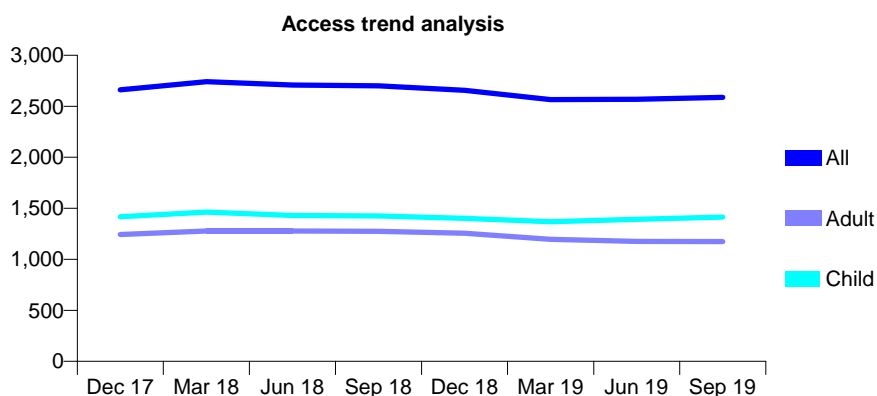
Q68 - Vital Signs At a Glance Contract Report for 859370/0001 - September 2019

Name or company name	Heathcote House Dental Practice
Contract type name	GDS Contract
Purpose of contract	General
Contract start date	01/04/2009
Contract end date	

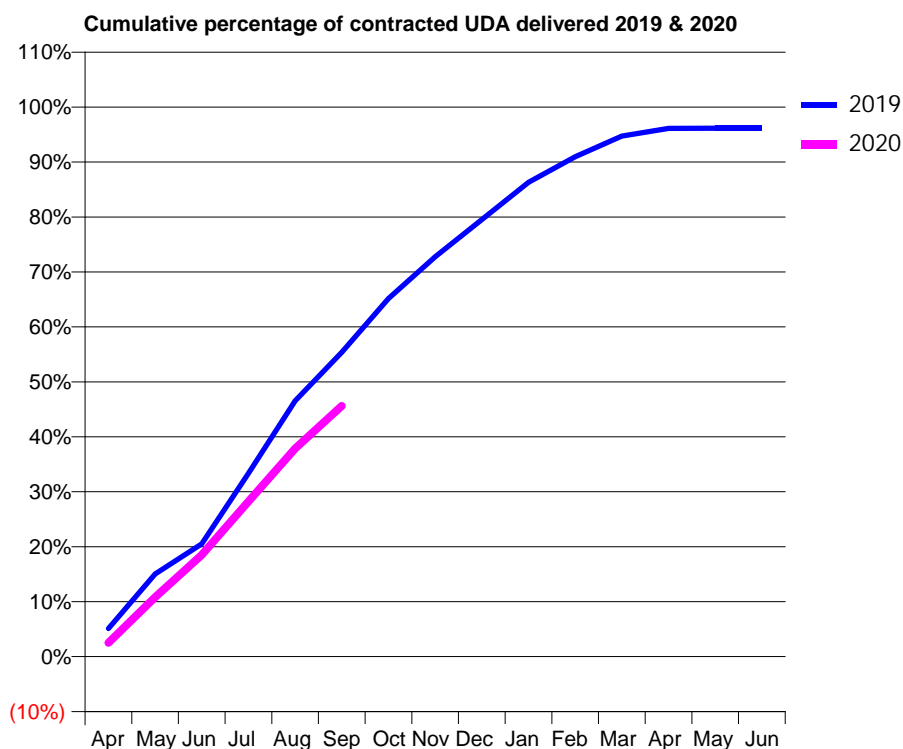
19/20 Contracted general activity (UDA)	3,700
Carry forward general activity (UDA)	142
19/20 Contracted orthodontic activity (UOA)	0
Carry forward orthodontic activity (UOA)	0
Baseline contract value	£89,916.78

ACCESS*

Patients seen in 24 months	Total	Change since previous quarter
Quarter ending September 2018	2,700	
Quarter ending December 2018	2,657	↓
Quarter ending March 2019	2,565	↓
Quarter ending June 2019	2,568	→
Quarter ending September 2019	2,588	→
Variance since September 2018	(4.1%)	↓



ACTIVITY



Month	Adjusted Scheduled Activity (UDA)	
	2019	2020
April	189	93
May	556	400
June	759	685
July	1,234	1,045
August	1,722	1,401
September	2,049	1,688
October	2,411	
November	2,693	
December	2,942	
January	3,193	
February	3,366	
March	3,505	
April	3,556	
May	3,557	
June	3,557	

QUALITY

	Quantity	Base Number	Contract	AT	Region	England
% of FP17s for the same patient ID Re-attending within 3 months - Children	29	904	3.2%	9.2%	10.8%	11.5%
% of FP17s for the same patient ID Re-attending within 3 months - Adults	27	574	4.7%	14.8%	15.2%	15.4%
% of FP17s for the same patient ID Re-attending between 3 & 9 months - Children	362	904	40.0%	61.5%	62.2%	59.7%
% of FP17s for the same patient ID Re-attending between 3 & 9 months - Adults	178	574	31.0%	52.4%	52.9%	51.7%
% of FP17s for Band 1 Urgent Courses	82	1,433	5.7%	9.3%	9.7%	9.2%
% of FP17s Relating to Free Repair or Replacements	0	1,433	0.0%	0.5%	0.6%	0.7%
% of FP17s Relating to Continuations	0	1,433	0.0%	0.7%	0.7%	0.8%
% of Patients satisfied with the dentistry they have received	0	0	N/A	93.6%	93.6%	93.5%
% of Patients satisfied with the time they had to wait for an appointment	0	0	N/A	88.5%	86.3%	87.4%

* This is based on patients treated on this contract for their most recent course of treatment. Figures in italics indicate the base number of FP17s or Patient Questionnaire responses are less than 100. N/A is shown where the base number of responses is less than 10 during the period. % is calculated as Quantity/Base number*100

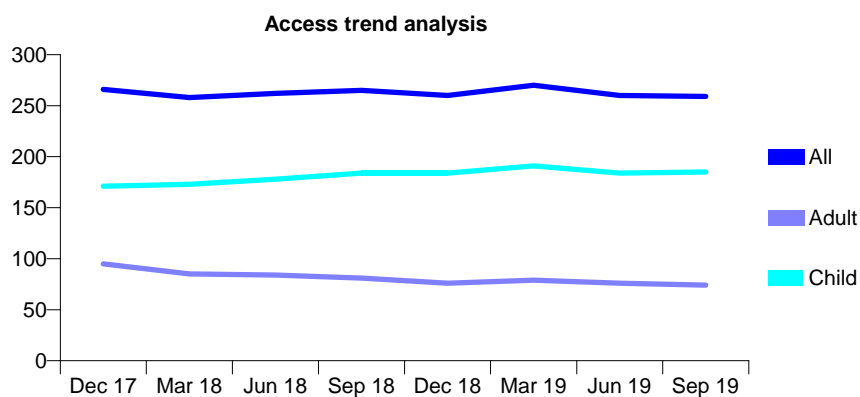
Q68 - Vital Signs At a Glance Contract Report for 861189/0001 - September 2019

Name or company name	MR K SHAH
Contract type name	GDS Contract
Purpose of contract	General
Contract start date	20/09/2012
Contract end date	

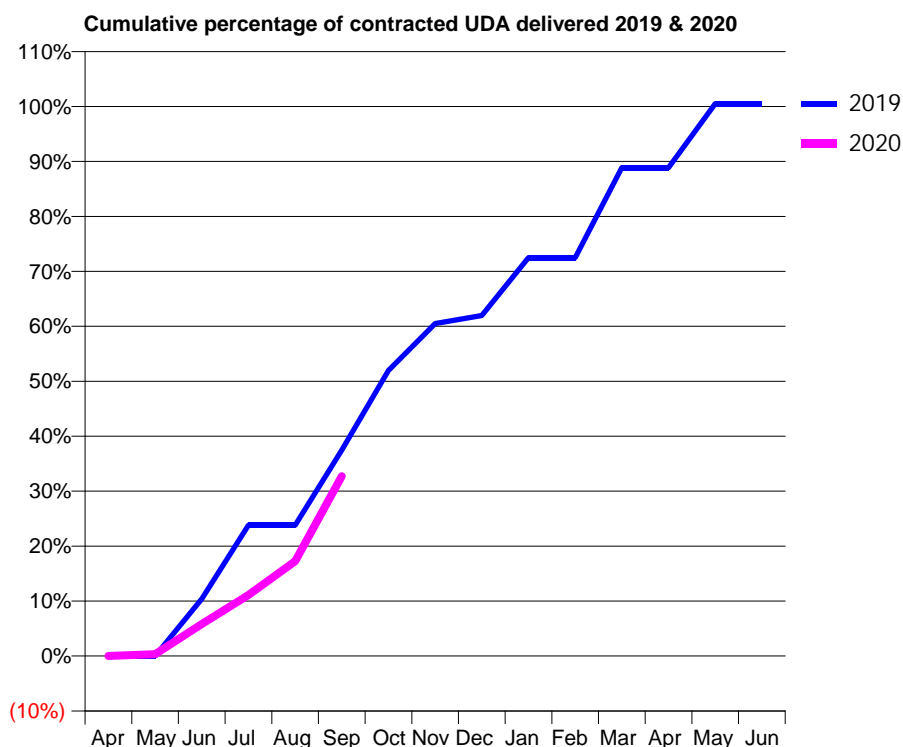
19/20 Contracted general activity (UDA)	550
Carry forward general activity (UDA)	0
19/20 Contracted orthodontic activity (UOA)	0
Carry forward orthodontic activity (UOA)	0
Baseline contract value	£15,223.27

ACCESS*

Patients seen in 24 months	Total	Change since previous quarter
Quarter ending September 2018	265	
Quarter ending December 2018	260	↓
Quarter ending March 2019	270	↑
Quarter ending June 2019	260	↓
Quarter ending September 2019	259	→
Variance since September 2018	(2.3%)	↓



ACTIVITY



Month	Adjusted Scheduled Activity (UDA)	
	2019	2020
April	0	0
May	0	2
June	57	32
July	131	61
August	131	95
September	206	180
October	286	
November	333	
December	341	
January	399	
February	399	
March	489	
April	489	
May	553	
June	553	

QUALITY

	Quantity	Base Number	Contract	AT	Region	England
% of FP17s for the same patient ID Re-attending within 3 months - Children	4	133	3.0%	9.2%	10.8%	11.5%
% of FP17s for the same patient ID Re-attending within 3 months - Adults	0	29	0.0%	14.8%	15.2%	15.4%
% of FP17s for the same patient ID Re-attending between 3 & 9 months - Children	91	133	68.4%	61.5%	62.2%	59.7%
% of FP17s for the same patient ID Re-attending between 3 & 9 months - Adults	14	29	48.3%	52.4%	52.9%	51.7%
% of FP17s for Band 1 Urgent Courses	0	131	0.0%	9.3%	9.7%	9.2%
% of FP17s Relating to Free Repair or Replacements	0	131	0.0%	0.5%	0.6%	0.7%
% of FP17s Relating to Continuations	0	131	0.0%	0.7%	0.7%	0.8%
% of Patients satisfied with the dentistry they have received	0	0	N/A	93.6%	93.6%	93.5%
% of Patients satisfied with the time they had to wait for an appointment	0	0	N/A	88.5%	86.3%	87.4%

* This is based on patients treated on this contract for their most recent course of treatment. Figures in italics indicate the base number of FP17s or Patient Questionnaire responses are less than 100. N/A is shown where the base number of responses is less than 10 during the period. % is calculated as Quantity/Base number*100

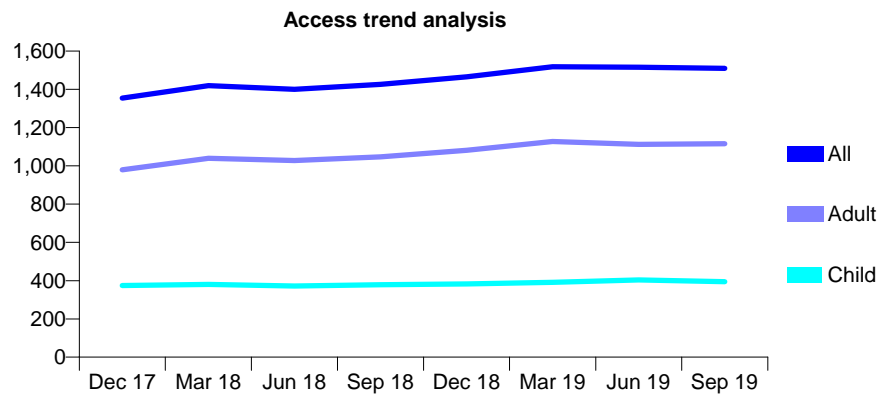
Q68 - Vital Signs At a Glance Contract Report for 878650/0001 - September 2019

Name or company name	MS M YANMAZ
Contract type name	GDS Contract
Purpose of contract	General
Contract start date	01/04/2012
Contract end date	

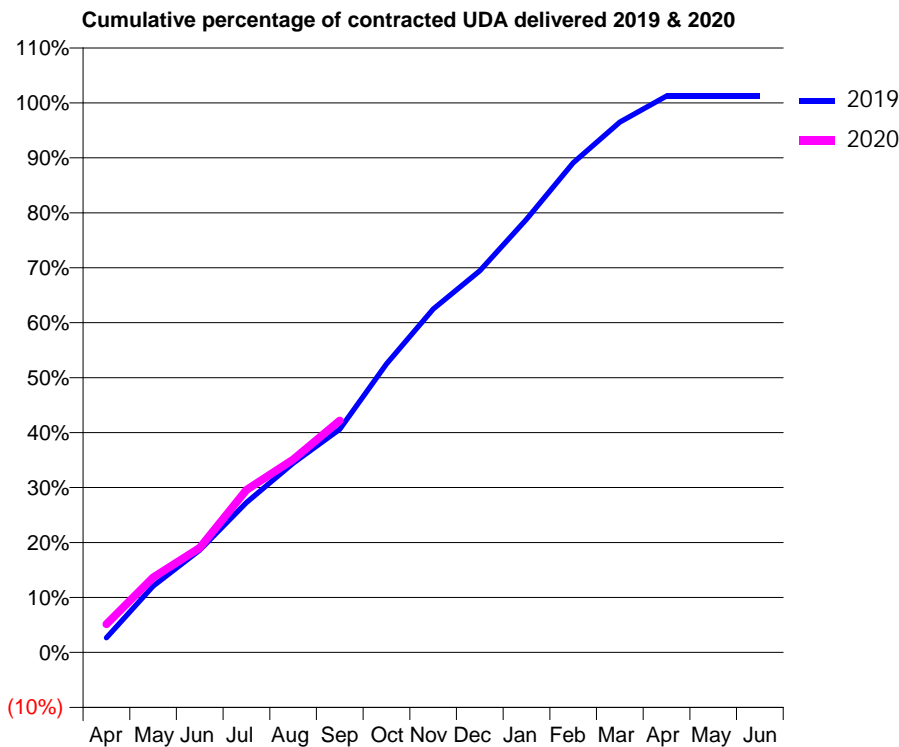
19/20 Contracted general activity (UDA)	5,000
Carry forward general activity (UDA)	0
19/20 Contracted orthodontic activity (UOA)	0
Carry forward orthodontic activity (UOA)	0
Baseline contract value	£129,963.90

ACCESS*

Patients seen in 24 months	Total	Change since previous quarter
Quarter ending September 2018	1,426	
Quarter ending December 2018	1,465	↑
Quarter ending March 2019	1,518	↑
Quarter ending June 2019	1,515	→
Quarter ending September 2019	1,510	→
Variance since September 2018	5.9%	↑



ACTIVITY



Month	2019	2020
April	134	256
May	603	682
June	931	952
July	1,365	1,478
August	1,722	1,755
September	2,030	2,109
October	2,626	
November	3,124	
December	3,472	
January	3,940	
February	4,455	
March	4,825	
April	5,061	
May	5,061	
June	5,061	

QUALITY

	Quantity	Base Number	Contract	AT	Region	England
% of FP17s for the same patient ID Re-attending within 3 months - Children	19	287	6.6%	9.2%	10.8%	11.5%
% of FP17s for the same patient ID Re-attending within 3 months - Adults	135	830	16.3%	14.8%	15.2%	15.4%
% of FP17s for the same patient ID Re-attending between 3 & 9 months - Children	186	287	64.8%	61.5%	62.2%	59.7%
% of FP17s for the same patient ID Re-attending between 3 & 9 months - Adults	530	830	63.9%	52.4%	52.9%	51.7%
% of FP17s for Band 1 Urgent Courses	81	1,043	7.8%	9.3%	9.7%	9.2%
% of FP17s Relating to Free Repair or Replacements	11	1,043	1.1%	0.5%	0.6%	0.7%
% of FP17s Relating to Continuations	17	1,043	1.6%	0.7%	0.7%	0.8%
% of Patients satisfied with the dentistry they have received	0	0	N/A	93.6%	93.6%	93.5%
% of Patients satisfied with the time they had to wait for an appointment	0	0	N/A	88.5%	86.3%	87.4%

* This is based on patients treated on this contract for their most recent course of treatment. Figures in italics indicate the base number of FP17s or Patient Questionnaire responses are less than 100. N/A is shown where the base number of responses is less than 10 during the period. % is calculated as Quantity/Base number*100

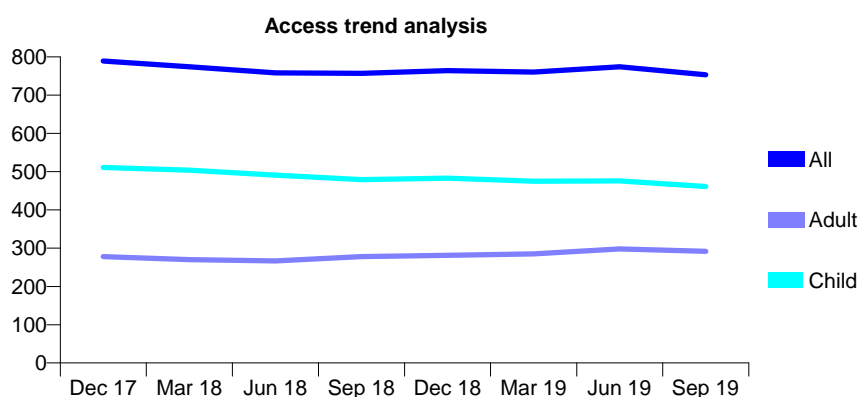
Q68 - Vital Signs At a Glance Contract Report for 898872/0001 - September 2019

Name or company name	MR NP WILLIS
Contract type name	GDS Contract
Purpose of contract	General
Contract start date	01/04/2006
Contract end date	

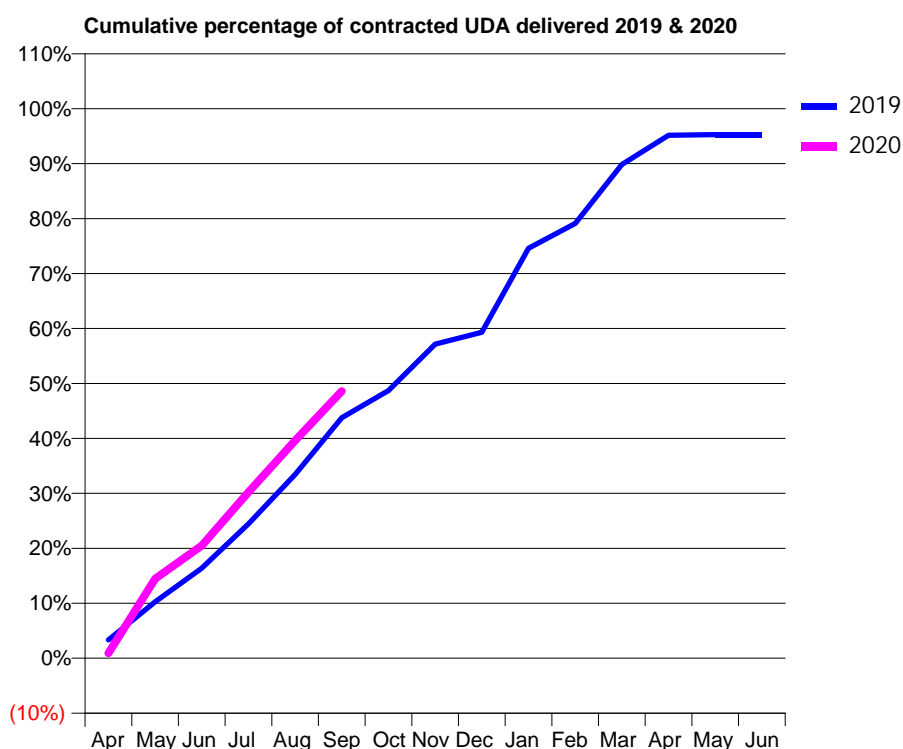
19/20 Contracted general activity (UDA)	2,550
Carry forward general activity (UDA)	0
19/20 Contracted orthodontic activity (UOA)	0
Carry forward orthodontic activity (UOA)	0
Baseline contract value	£76,931.92

ACCESS*

Patients seen in 24 months	Total	Change since previous quarter
Quarter ending September 2018	757	
Quarter ending December 2018	764	→
Quarter ending March 2019	760	→
Quarter ending June 2019	774	→
Quarter ending September 2019	753	↓
Variance since September 2018	(0.5%)	→



ACTIVITY



Month	2019	2020
April	85	24
May	262	368
June	418	522
July	624	771
August	853	1,010
September	1,116	1,239
October	1,242	
November	1,457	
December	1,512	
January	1,902	
February	2,017	
March	2,290	
April	2,426	
May	2,429	
June	2,429	

QUALITY

	Quantity	Base Number	Contract	AT	Region	England
% of FP17s for the same patient ID Re-attending within 3 months - Children	112	522	21.5%	9.2%	10.8%	11.5%
% of FP17s for the same patient ID Re-attending within 3 months - Adults	41	181	22.7%	14.8%	15.2%	15.4%
% of FP17s for the same patient ID Re-attending between 3 & 9 months - Children	299	522	57.3%	61.5%	62.2%	59.7%
% of FP17s for the same patient ID Re-attending between 3 & 9 months - Adults	90	181	49.7%	52.4%	52.9%	51.7%
% of FP17s for Band 1 Urgent Courses	5	639	0.8%	9.3%	9.7%	9.2%
% of FP17s Relating to Free Repair or Replacements	1	639	0.2%	0.5%	0.6%	0.7%
% of FP17s Relating to Continuations	0	639	0.0%	0.7%	0.7%	0.8%
% of Patients satisfied with the dentistry they have received	0	0	N/A	93.6%	93.6%	93.5%
% of Patients satisfied with the time they had to wait for an appointment	0	0	N/A	88.5%	86.3%	87.4%

* This is based on patients treated on this contract for their most recent course of treatment.

Figures in italics indicate the base number of FP17s or Patient Questionnaire responses are less than 100. N/A is shown where the base number of responses is less than 10 during the period. % is calculated as Quantity/Base number*100

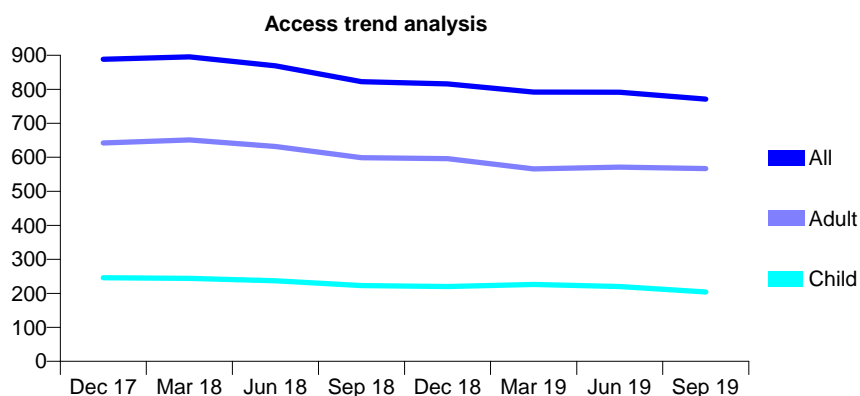
Q68 - Vital Signs At a Glance Contract Report for 906301/0001 - September 2019

Name or company name	Stoneylands Dental Practice
Contract type name	GDS Contract
Purpose of contract	General
Contract start date	01/04/2006
Contract end date	

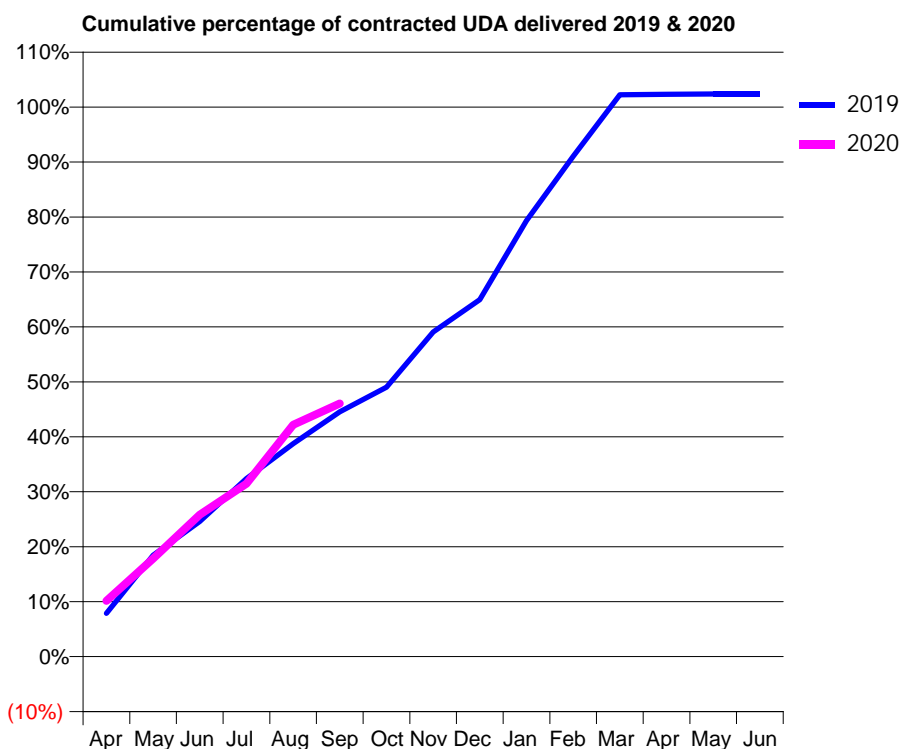
19/20 Contracted general activity (UDA)	2,000
Carry forward general activity (UDA)	0
19/20 Contracted orthodontic activity (UOA)	0
Carry forward orthodontic activity (UOA)	0
Baseline contract value	£45,331.52

ACCESS*

Patients seen in 24 months	Total	Change since previous quarter
Quarter ending September 2018	822	
Quarter ending December 2018	816	→
Quarter ending March 2019	792	↓
Quarter ending June 2019	791	→
Quarter ending September 2019	771	↓
Variance since September 2018	(6.2%)	↓



ACTIVITY



Month	Adjusted Scheduled Activity (UDA)	
	2019	2020
April	157	203
May	369	357
June	492	516
July	648	629
August	775	844
September	891	921
October	981	
November	1,181	
December	1,299	
January	1,587	
February	1,821	
March	2,044	
April	2,047	
May	2,048	
June	2,048	

QUALITY

	Quantity	Base Number	Contract	AT	Region	England
% of FP17s for the same patient ID Re-attending within 3 months - Children	17	165	10.3%	9.2%	10.8%	11.5%
% of FP17s for the same patient ID Re-attending within 3 months - Adults	65	359	18.1%	14.8%	15.2%	15.4%
% of FP17s for the same patient ID Re-attending between 3 & 9 months - Children	110	165	66.7%	61.5%	62.2%	59.7%
% of FP17s for the same patient ID Re-attending between 3 & 9 months - Adults	205	359	57.1%	52.4%	52.9%	51.7%
% of FP17s for Band 1 Urgent Courses	31	518	6.0%	9.3%	9.7%	9.2%
% of FP17s Relating to Free Repair or Replacements	3	518	0.6%	0.5%	0.6%	0.7%
% of FP17s Relating to Continuations	0	518	0.0%	0.7%	0.7%	0.8%
% of Patients satisfied with the dentistry they have received	0	0	N/A	93.6%	93.6%	93.5%
% of Patients satisfied with the time they had to wait for an appointment	0	0	N/A	88.5%	86.3%	87.4%

* This is based on patients treated on this contract for their most recent course of treatment. Figures in italics indicate the base number of FP17s or Patient Questionnaire responses are less than 100. N/A is shown where the base number of responses is less than 10 during the period. % is calculated as Quantity/Base number*100

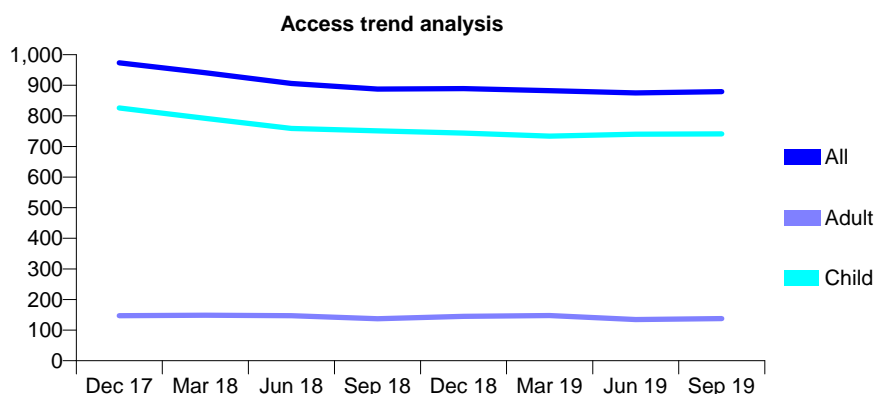
Q68 - Vital Signs At a Glance Contract Report for 906743/0001 - September 2019

Name or company name	Elms Lea Dental Care
Contract type name	GDS Contract
Purpose of contract	General
Contract start date	01/04/2006
Contract end date	

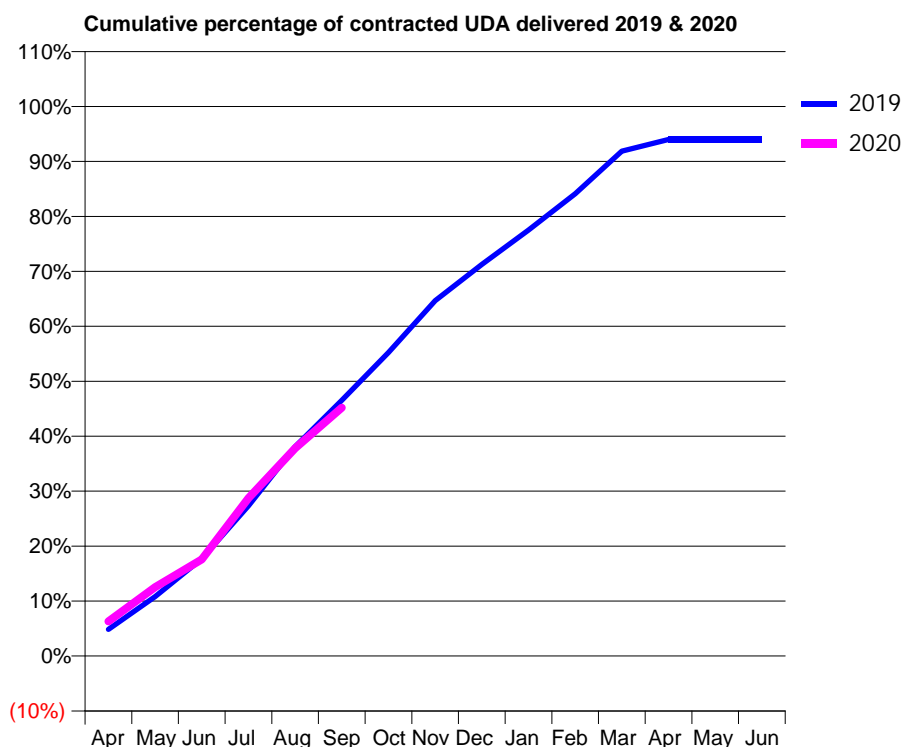
19/20 Contracted general activity (UDA)	1,799
Carry forward general activity (UDA)	0
19/20 Contracted orthodontic activity (UOA)	0
Carry forward orthodontic activity (UOA)	0
Baseline contract value	£39,628.62

ACCESS*

Patients seen in 24 months	Total	Change since previous quarter
Quarter ending September 2018	888	
Quarter ending December 2018	889	→
Quarter ending March 2019	882	→
Quarter ending June 2019	875	→
Quarter ending September 2019	879	→
Variance since September 2018	(1.0%)	↓



ACTIVITY



Month	Adjusted Scheduled Activity (UDA)	
	2019	2020
April	87	113
May	194	226
June	319	316
July	492	517
August	686	680
September	837	813
October	993	
November	1,163	
December	1,282	
January	1,395	
February	1,513	
March	1,653	
April	1,691	
May	1,691	
June	1,691	

QUALITY

	Quantity	Base Number	Contract	AT	Region	England
% of FP17s for the same patient ID Re-attending within 3 months - Children	43	565	7.6%	9.2%	10.8%	11.5%
% of FP17s for the same patient ID Re-attending within 3 months - Adults	2	31	6.5%	14.8%	15.2%	15.4%
% of FP17s for the same patient ID Re-attending between 3 & 9 months - Children	316	565	55.9%	61.5%	62.2%	59.7%
% of FP17s for the same patient ID Re-attending between 3 & 9 months - Adults	21	31	67.7%	52.4%	52.9%	51.7%
% of FP17s for Band 1 Urgent Courses	19	564	3.4%	9.3%	9.7%	9.2%
% of FP17s Relating to Free Repair or Replacements	0	564	0.0%	0.5%	0.6%	0.7%
% of FP17s Relating to Continuations	0	564	0.0%	0.7%	0.7%	0.8%
% of Patients satisfied with the dentistry they have received	0	0	N/A	93.6%	93.6%	93.5%
% of Patients satisfied with the time they had to wait for an appointment	0	0	N/A	88.5%	86.3%	87.4%

* This is based on patients treated on this contract for their most recent course of treatment. Figures in italics indicate the base number of FP17s or Patient Questionnaire responses are less than 100. N/A is shown where the base number of responses is less than 10 during the period. % is calculated as Quantity/Base number*100

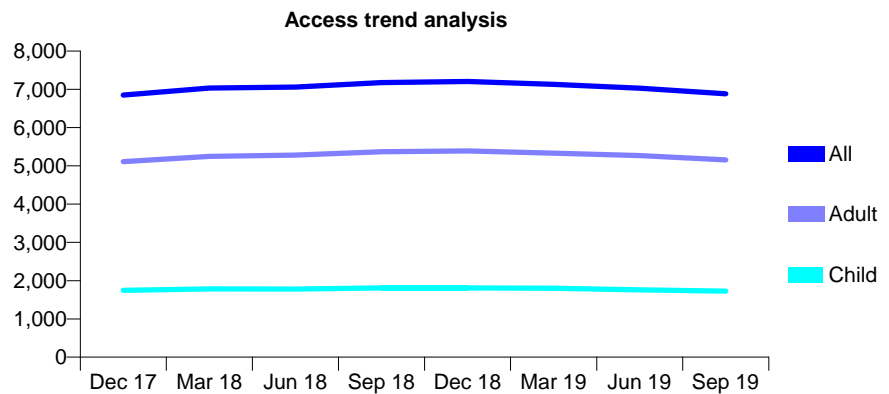
Q68 - Vital Signs At a Glance Contract Report for 906956/0002 - September 2019

Name or company name	Somerhill Dental Practice
Contract type name	GDS Contract
Purpose of contract	General
Contract start date	01/04/2006
Contract end date	

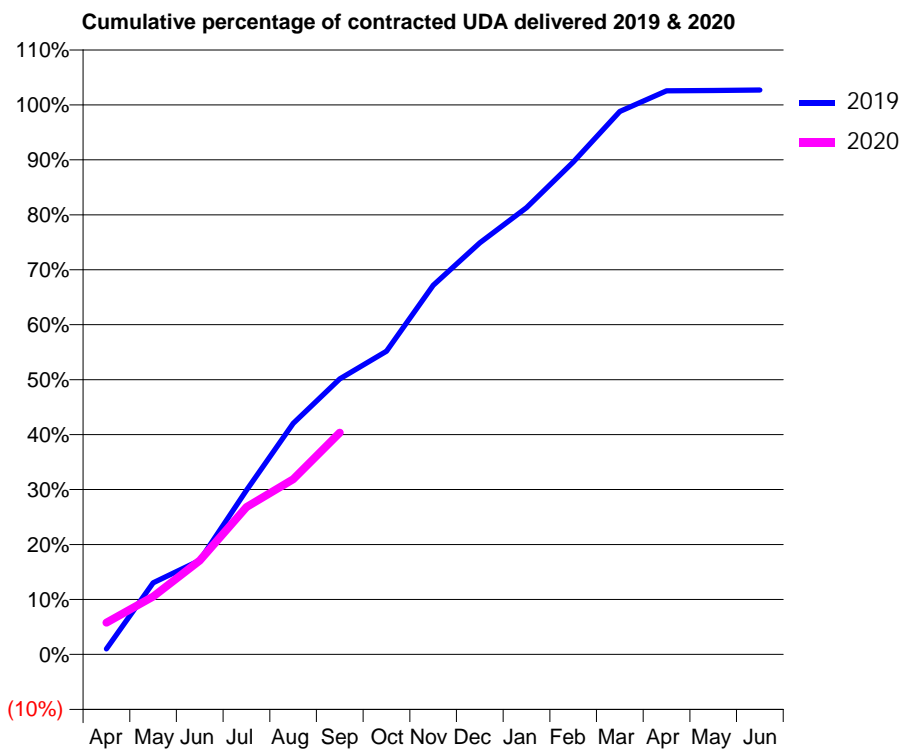
19/20 Contracted general activity (UDA)	21,423
Carry forward general activity (UDA)	0
19/20 Contracted orthodontic activity (UOA)	0
Carry forward orthodontic activity (UOA)	0
Baseline contract value	£649,831.70

ACCESS*

Patients seen in 24 months	Total	Change since previous quarter
Quarter ending September 2018	7,176	
Quarter ending December 2018	7,202	→
Quarter ending March 2019	7,130	→
Quarter ending June 2019	7,029	↓
Quarter ending September 2019	6,882	↓
Variance since September 2018	(4.1%)	↓



ACTIVITY



Month	2019	2020
April	213	1,239
May	2,793	2,261
June	3,668	3,664
July	6,400	5,742
August	9,009	6,830
September	10,741	8,644
October	11,817	
November	14,387	
December	16,046	
January	17,418	
February	19,197	
March	21,165	
April	21,972	
May	21,984	
June	21,997	

QUALITY

	Quantity	Base Number	Contract	AT	Region	England
% of FP17s for the same patient ID Re-attending within 3 months - Children	84	1,153	7.3%	9.2%	10.8%	11.5%
% of FP17s for the same patient ID Re-attending within 3 months - Adults	598	3,520	17.0%	14.8%	15.2%	15.4%
% of FP17s for the same patient ID Re-attending between 3 & 9 months - Children	605	1,153	52.5%	61.5%	62.2%	59.7%
% of FP17s for the same patient ID Re-attending between 3 & 9 months - Adults	1,595	3,520	45.3%	52.4%	52.9%	51.7%
% of FP17s for Band 1 Urgent Courses	308	3,408	9.0%	9.3%	9.7%	9.2%
% of FP17s Relating to Free Repair or Replacements	51	3,408	1.5%	0.5%	0.6%	0.7%
% of FP17s Relating to Continuations	2	3,408	0.1%	0.7%	0.7%	0.8%
% of Patients satisfied with the dentistry they have received	0	0	N/A	93.6%	93.6%	93.5%
% of Patients satisfied with the time they had to wait for an appointment	0	0	N/A	88.5%	86.3%	87.4%

* This is based on patients treated on this contract for their most recent course of treatment. Figures in italics indicate the base number of FP17s or Patient Questionnaire responses are less than 100. N/A is shown where the base number of responses is less than 10 during the period. % is calculated as Quantity/Base number*100

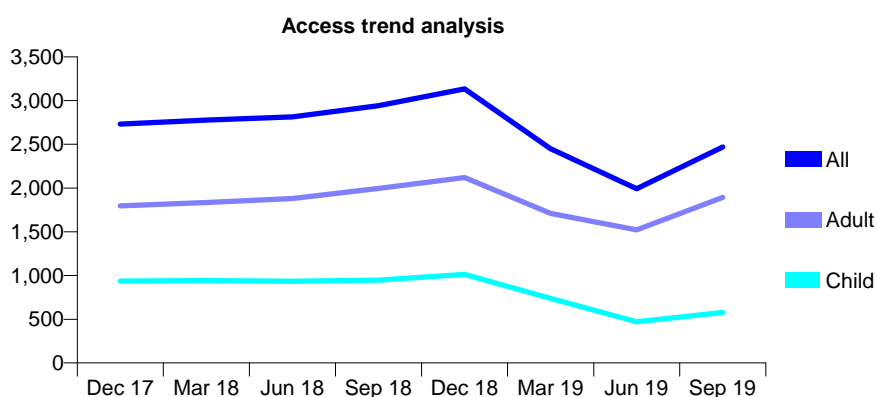
Q68 - Vital Signs At a Glance Contract Report for 907707/0001 - September 2019

Name or company name	MRS ZK KEYHANI NOORALII
Contract type name	GDS Contract
Purpose of contract	General
Contract start date	01/04/2006
Contract end date	

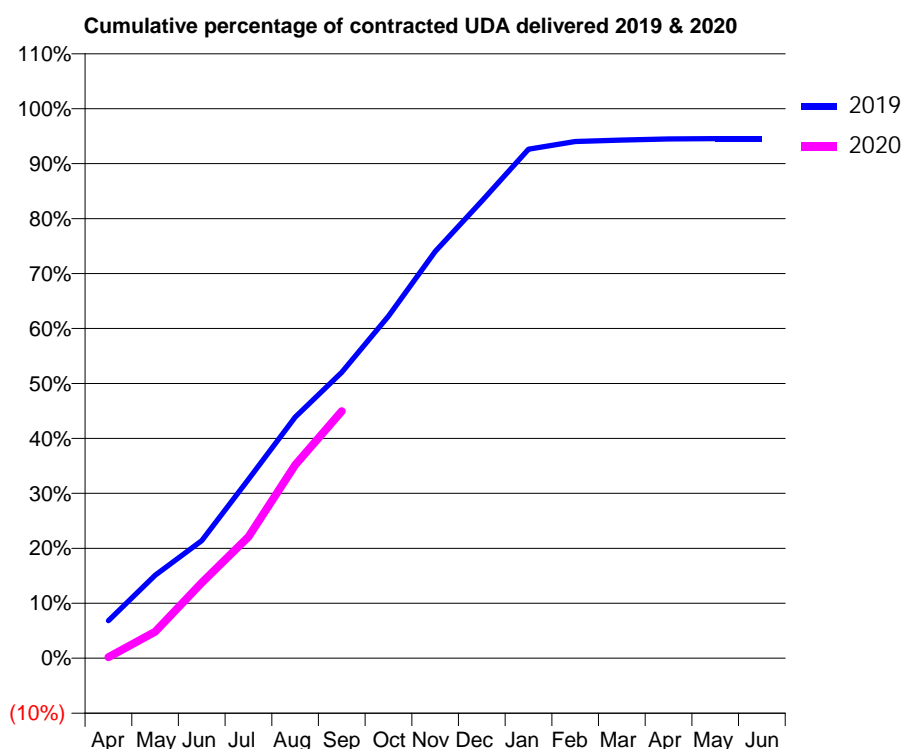
19/20 Contracted general activity (UDA)	6,857
Carry forward general activity (UDA)	0
19/20 Contracted orthodontic activity (UOA)	0
Carry forward orthodontic activity (UOA)	0
Baseline contract value	£169,983.72

ACCESS*

Patients seen in 24 months	Total	Change since previous quarter
Quarter ending September 2018	2,942	
Quarter ending December 2018	3,134	↑
Quarter ending March 2019	2,450	↓
Quarter ending June 2019	1,993	↓
Quarter ending September 2019	2,470	↑
Variance since September 2018	(16.0%)	↓



ACTIVITY



Month	2019	2020
April	468	13
May	1,037	331
June	1,466	941
July	2,232	1,516
August	3,007	2,413
September	3,568	3,083
October	4,268	
November	5,076	
December	5,704	
January	6,350	
February	6,447	
March	6,466	
April	6,479	
May	6,484	
June	6,484	

QUALITY

	Quantity	Base Number	Contract	AT	Region	England
% of FP17s for the same patient ID Re-attending within 3 months - Children	7	413	1.7%	9.2%	10.8%	11.5%
% of FP17s for the same patient ID Re-attending within 3 months - Adults	59	1,388	4.3%	14.8%	15.2%	15.4%
% of FP17s for the same patient ID Re-attending between 3 & 9 months - Children	90	413	21.8%	61.5%	62.2%	59.7%
% of FP17s for the same patient ID Re-attending between 3 & 9 months - Adults	337	1,388	24.3%	52.4%	52.9%	51.7%
% of FP17s for Band 1 Urgent Courses	144	1,779	8.1%	9.3%	9.7%	9.2%
% of FP17s Relating to Free Repair or Replacements	5	1,779	0.3%	0.5%	0.6%	0.7%
% of FP17s Relating to Continuations	0	1,779	0.0%	0.7%	0.7%	0.8%
% of Patients satisfied with the dentistry they have received	0	0	N/A	93.6%	93.6%	93.5%
% of Patients satisfied with the time they had to wait for an appointment	0	0	N/A	88.5%	86.3%	87.4%

* This is based on patients treated on this contract for their most recent course of treatment.

Figures in italics indicate the base number of FP17s or Patient Questionnaire responses are less than 100. N/A is shown where the base number of responses is less than 10 during the period. % is calculated as Quantity/Base number*100

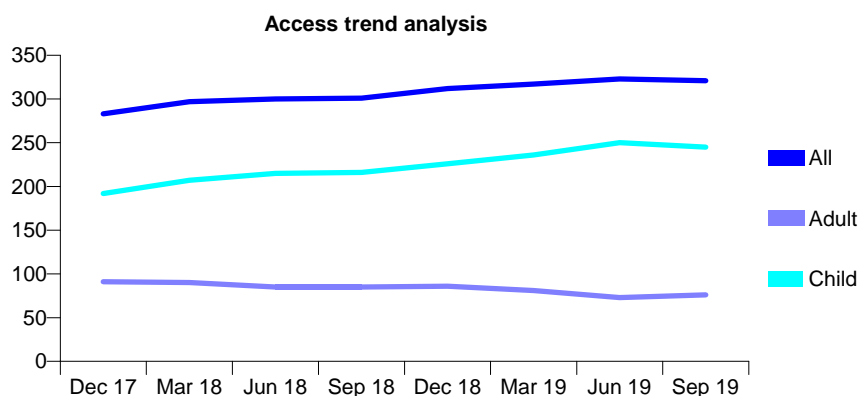
Q68 - Vital Signs At a Glance Contract Report for 911445/0001 - September 2019

Name or company name	MR JE REED
Contract type name	GDS Contract
Purpose of contract	General
Contract start date	01/04/2006
Contract end date	

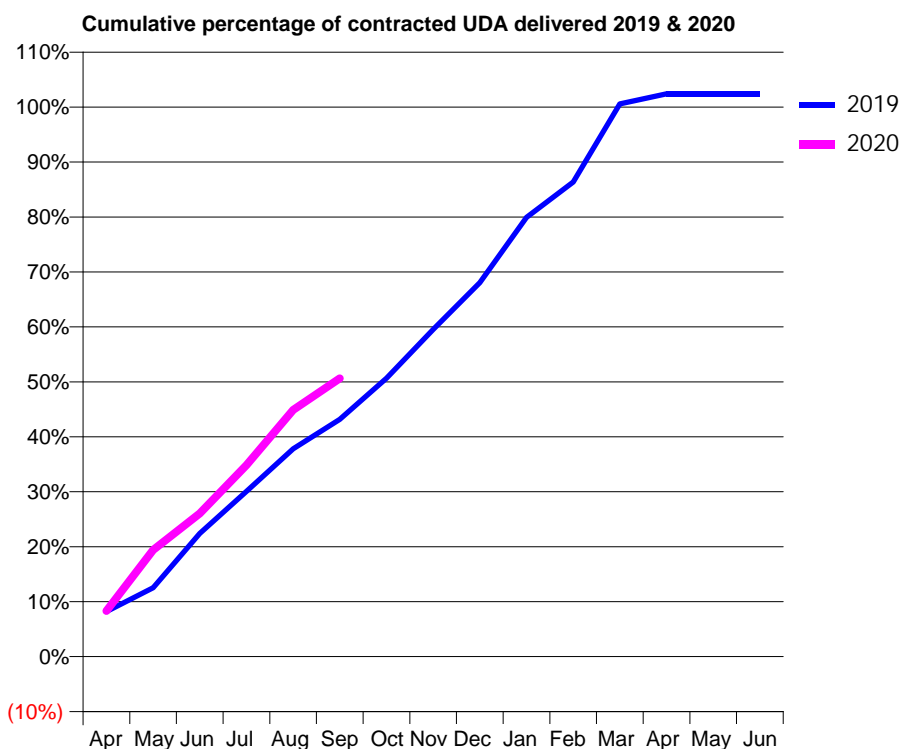
19/20 Contracted general activity (UDA)	700
Carry forward general activity (UDA)	0
19/20 Contracted orthodontic activity (UOA)	0
Carry forward orthodontic activity (UOA)	0
Baseline contract value	£17,751.78

ACCESS*

Patients seen in 24 months	Total	Change since previous quarter
Quarter ending September 2018	301	
Quarter ending December 2018	312	↑
Quarter ending March 2019	317	→
Quarter ending June 2019	323	→
Quarter ending September 2019	321	→
Variance since September 2018	6.6%	↑



ACTIVITY



Month	Adjusted Scheduled Activity (UDA)	
	2019	2020
April	57	58
May	88	136
June	157	182
July	211	244
August	265	314
September	302	354
October	355	
November	417	
December	476	
January	559	
February	604	
March	704	
April	717	
May	717	
June	717	

QUALITY

	Quantity	Base Number	Contract	AT	Region	England
% of FP17s for the same patient ID Re-attending within 3 months - Children	33	226	14.6%	9.2%	10.8%	11.5%
% of FP17s for the same patient ID Re-attending within 3 months - Adults	4	34	11.8%	14.8%	15.2%	15.4%
% of FP17s for the same patient ID Re-attending between 3 & 9 months - Children	131	226	58.0%	61.5%	62.2%	59.7%
% of FP17s for the same patient ID Re-attending between 3 & 9 months - Adults	15	34	44.1%	52.4%	52.9%	51.7%
% of FP17s for Band 1 Urgent Courses	17	251	6.8%	9.3%	9.7%	9.2%
% of FP17s Relating to Free Repair or Replacements	0	251	0.0%	0.5%	0.6%	0.7%
% of FP17s Relating to Continuations	0	251	0.0%	0.7%	0.7%	0.8%
% of Patients satisfied with the dentistry they have received	0	0	N/A	93.6%	93.6%	93.5%
% of Patients satisfied with the time they had to wait for an appointment	0	0	N/A	88.5%	86.3%	87.4%

* This is based on patients treated on this contract for their most recent course of treatment. Figures in italics indicate the base number of FP17s or Patient Questionnaire responses are less than 100. N/A is shown where the base number of responses is less than 10 during the period. % is calculated as Quantity/Base number*100

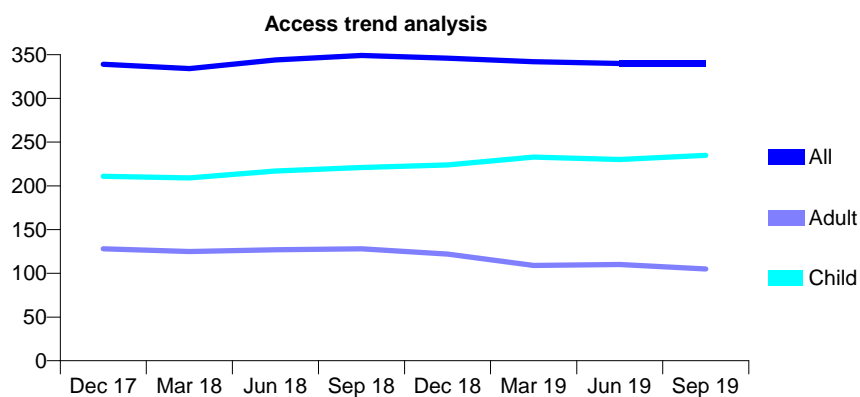
Q68 - Vital Signs At a Glance Contract Report for 911607/0001 - September 2019

Name or company name	MR NJ MARSHALL
Contract type name	GDS Contract
Purpose of contract	General
Contract start date	01/04/2006
Contract end date	

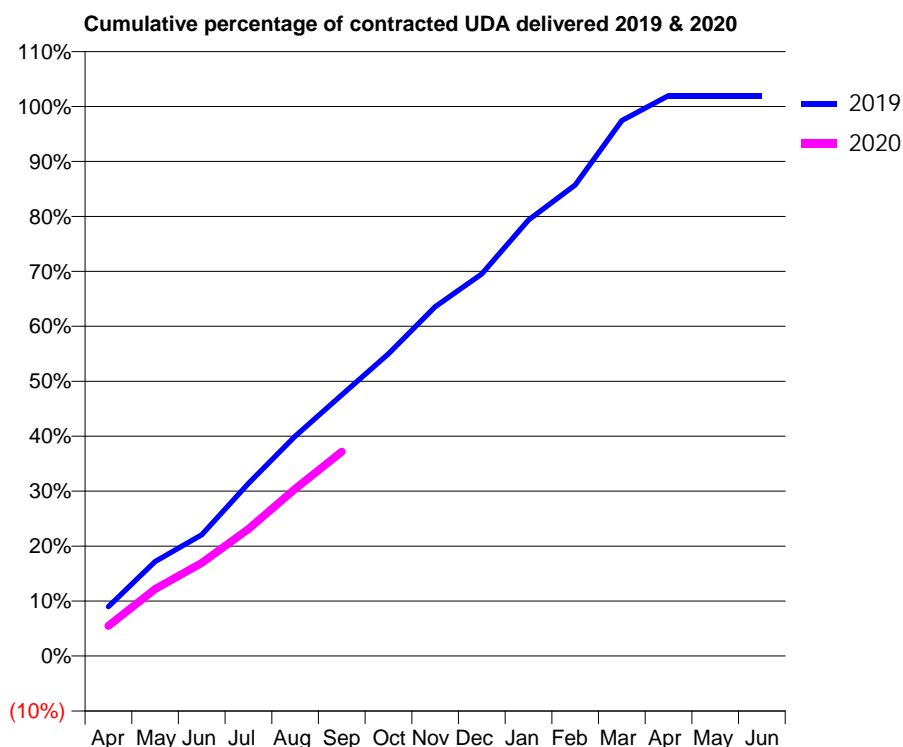
19/20 Contracted general activity (UDA)	656
Carry forward general activity (UDA)	0
19/20 Contracted orthodontic activity (UOA)	0
Carry forward orthodontic activity (UOA)	0
Baseline contract value	£15,042.78

ACCESS*

Patients seen in 24 months	Total	Change since previous quarter
Quarter ending September 2018	349	
Quarter ending December 2018	346	→
Quarter ending March 2019	342	↓
Quarter ending June 2019	340	→
Quarter ending September 2019	340	→
Variance since September 2018	(2.6%)	↓



ACTIVITY



Month	Adjusted Scheduled Activity (UDA)	
	2019	2020
April	59	36
May	113	80
June	145	111
July	206	152
August	262	200
September	312	244
October	361	
November	417	
December	456	
January	520	
February	562	
March	639	
April	669	
May	669	
June	669	

QUALITY

	Quantity	Base Number	Contract	AT	Region	England
% of FP17s for the same patient ID Re-attending within 3 months - Children	6	157	3.8%	9.2%	10.8%	11.5%
% of FP17s for the same patient ID Re-attending within 3 months - Adults	4	50	8.0%	14.8%	15.2%	15.4%
% of FP17s for the same patient ID Re-attending between 3 & 9 months - Children	97	157	61.8%	61.5%	62.2%	59.7%
% of FP17s for the same patient ID Re-attending between 3 & 9 months - Adults	34	50	68.0%	52.4%	52.9%	51.7%
% of FP17s for Band 1 Urgent Courses	5	181	2.8%	9.3%	9.7%	9.2%
% of FP17s Relating to Free Repair or Replacements	0	181	0.0%	0.5%	0.6%	0.7%
% of FP17s Relating to Continuations	0	181	0.0%	0.7%	0.7%	0.8%
% of Patients satisfied with the dentistry they have received	0	0	N/A	93.6%	93.6%	93.5%
% of Patients satisfied with the time they had to wait for an appointment	0	0	N/A	88.5%	86.3%	87.4%

* This is based on patients treated on this contract for their most recent course of treatment. Figures in italics indicate the base number of FP17s or Patient Questionnaire responses are less than 100. N/A is shown where the base number of responses is less than 10 during the period. % is calculated as Quantity/Base number*100

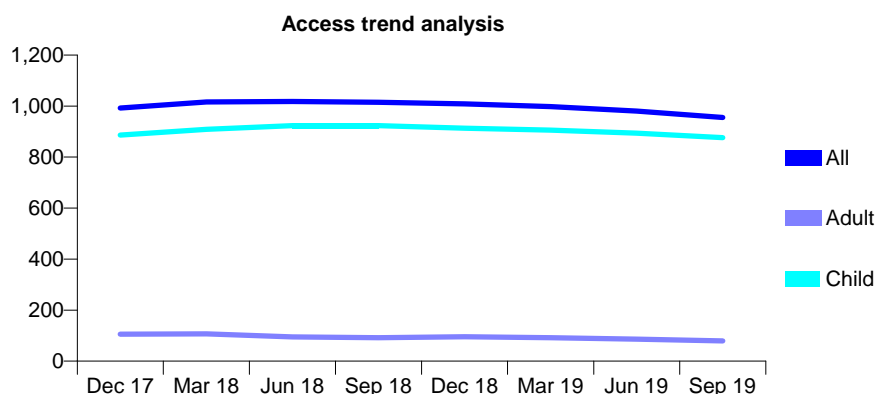
Q68 - Vital Signs At a Glance Contract Report for 913219/0001 - September 2019

Name or company name	MR AO REEVES
Contract type name	GDS Contract
Purpose of contract	General
Contract start date	01/04/2006
Contract end date	

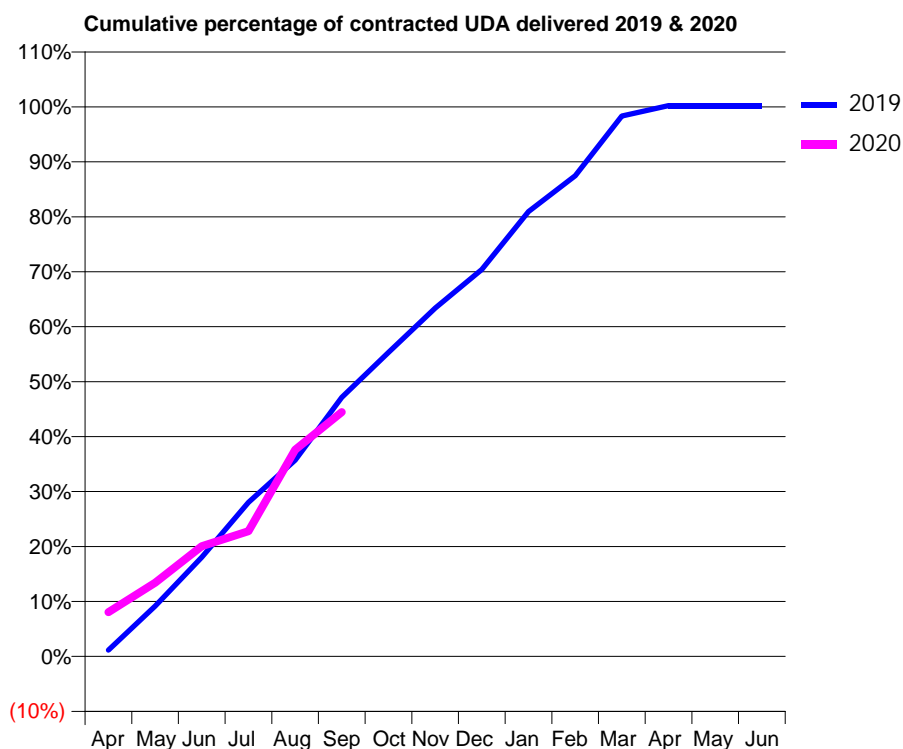
19/20 Contracted general activity (UDA)	1,987
Carry forward general activity (UDA)	0
19/20 Contracted orthodontic activity (UOA)	0
Carry forward orthodontic activity (UOA)	0
Baseline contract value	£45,703.91

ACCESS*

Patients seen in 24 months	Total	Change since previous quarter
Quarter ending September 2018	1,015	
Quarter ending December 2018	1,009	→
Quarter ending March 2019	998	↓
Quarter ending June 2019	980	↓
Quarter ending September 2019	955	↓
Variance since September 2018	(5.9%)	↓



ACTIVITY



Month	2019	2020
April	23	160
May	182	267
June	359	398
July	557	453
August	710	748
September	937	883
October	1,099	
November	1,260	
December	1,399	
January	1,608	
February	1,738	
March	1,954	
April	1,991	
May	1,991	
June	1,991	

QUALITY

	Quantity	Base Number	Contract	AT	Region	England
% of FP17s for the same patient ID Re-attending within 3 months - Children	22	727	3.0%	9.2%	10.8%	11.5%
% of FP17s for the same patient ID Re-attending within 3 months - Adults	0	0	N/A	14.8%	15.2%	15.4%
% of FP17s for the same patient ID Re-attending between 3 & 9 months - Children	581	727	79.9%	61.5%	62.2%	59.7%
% of FP17s for the same patient ID Re-attending between 3 & 9 months - Adults	0	0	N/A	52.4%	52.9%	51.7%
% of FP17s for Band 1 Urgent Courses	17	694	2.4%	9.3%	9.7%	9.2%
% of FP17s Relating to Free Repair or Replacements	0	694	0.0%	0.5%	0.6%	0.7%
% of FP17s Relating to Continuations	0	694	0.0%	0.7%	0.7%	0.8%
% of Patients satisfied with the dentistry they have received	0	0	N/A	93.6%	93.6%	93.5%
% of Patients satisfied with the time they had to wait for an appointment	0	0	N/A	88.5%	86.3%	87.4%

* This is based on patients treated on this contract for their most recent course of treatment. Figures in italics indicate the base number of FP17s or Patient Questionnaire responses are less than 100. N/A is shown where the base number of responses is less than 10 during the period. % is calculated as Quantity/Base number*100

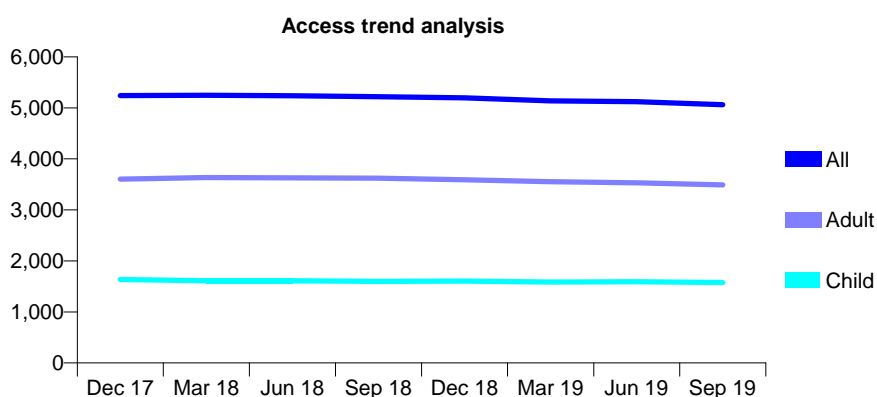
Q68 - Vital Signs At a Glance Contract Report for 913553/0001 - September 2019

Name or company name	Newlands Dental Practice Partnership
Contract type name	GDS Contract
Purpose of contract	General
Contract start date	01/04/2006
Contract end date	

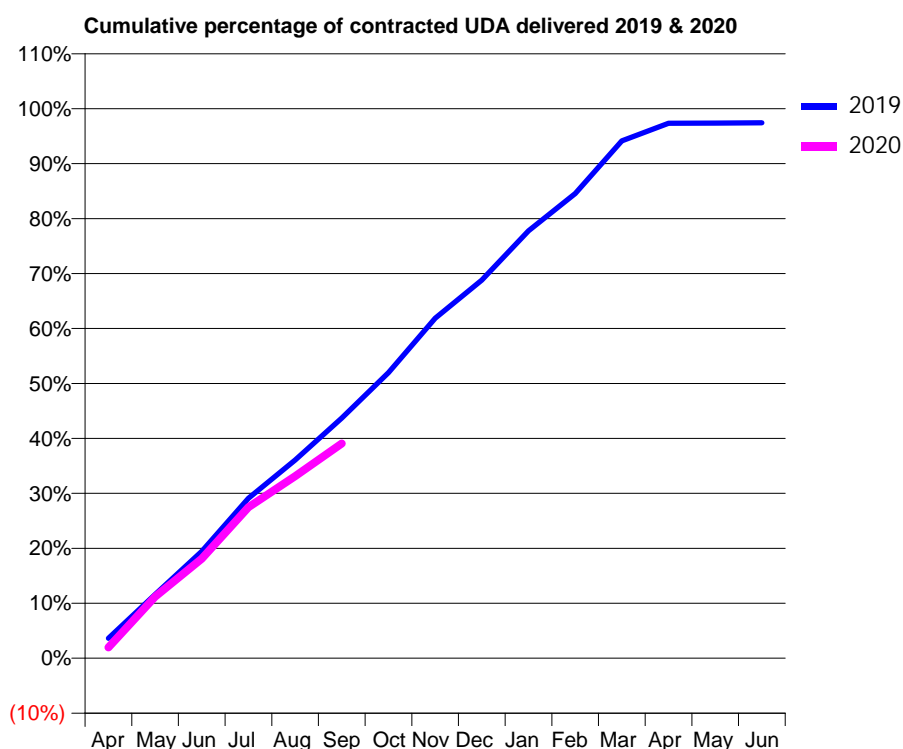
19/20 Contracted general activity (UDA)	11,982
Carry forward general activity (UDA)	308
19/20 Contracted orthodontic activity (UOA)	0
Carry forward orthodontic activity (UOA)	0
Baseline contract value	£290,094.37

ACCESS*

Patients seen in 24 months	Total	Change since previous quarter
Quarter ending September 2018	5,220	
Quarter ending December 2018	5,195	→
Quarter ending March 2019	5,139	↓
Quarter ending June 2019	5,123	→
Quarter ending September 2019	5,063	↓
Variance since September 2018	(3.0%)	↓



ACTIVITY



Month	2019	2020
April	435	238
May	1,393	1,341
June	2,330	2,169
July	3,489	3,293
August	4,322	3,971
September	5,236	4,684
October	6,226	
November	7,414	
December	8,246	
January	9,317	
February	10,133	
March	11,281	
April	11,663	
May	11,668	
June	11,673	

QUALITY

	Quantity	Base Number	Contract	AT	Region	England
% of FP17s for the same patient ID Re-attending within 3 months - Children	82	1,246	6.6%	9.2%	10.8%	11.5%
% of FP17s for the same patient ID Re-attending within 3 months - Adults	252	2,298	11.0%	14.8%	15.2%	15.4%
% of FP17s for the same patient ID Re-attending between 3 & 9 months - Children	844	1,246	67.7%	61.5%	62.2%	59.7%
% of FP17s for the same patient ID Re-attending between 3 & 9 months - Adults	1,293	2,298	56.3%	52.4%	52.9%	51.7%
% of FP17s for Band 1 Urgent Courses	264	3,313	8.0%	9.3%	9.7%	9.2%
% of FP17s Relating to Free Repair or Replacements	19	3,313	0.6%	0.5%	0.6%	0.7%
% of FP17s Relating to Continuations	9	3,313	0.3%	0.7%	0.7%	0.8%
% of Patients satisfied with the dentistry they have received	1	1	N/A	93.6%	93.6%	93.5%
% of Patients satisfied with the time they had to wait for an appointment	1	1	N/A	88.5%	86.3%	87.4%

* This is based on patients treated on this contract for their most recent course of treatment.

Figures in italics indicate the base number of FP17s or Patient Questionnaire responses are less than 100. N/A is shown where the base number of responses is less than 10 during the period. % is calculated as Quantity/Base number*100

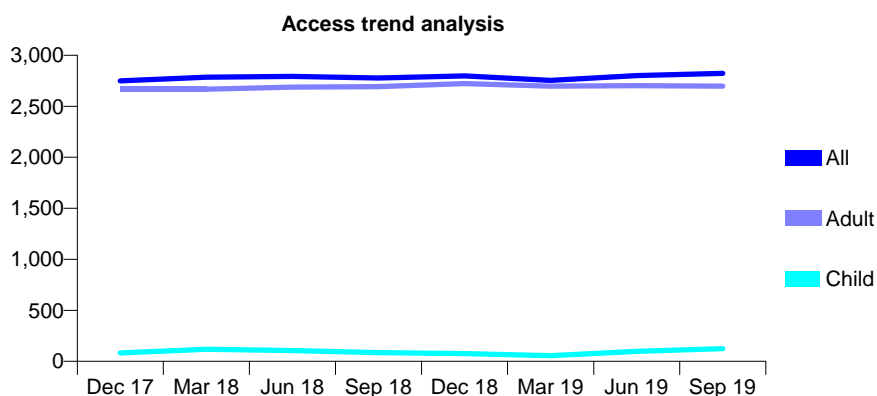
Q68 - Vital Signs At a Glance Contract Report for 914673/0002 - September 2019

Name or company name	MR M SEIFOURI
Contract type name	GDS Contract
Purpose of contract	General
Contract start date	01/08/2011
Contract end date	

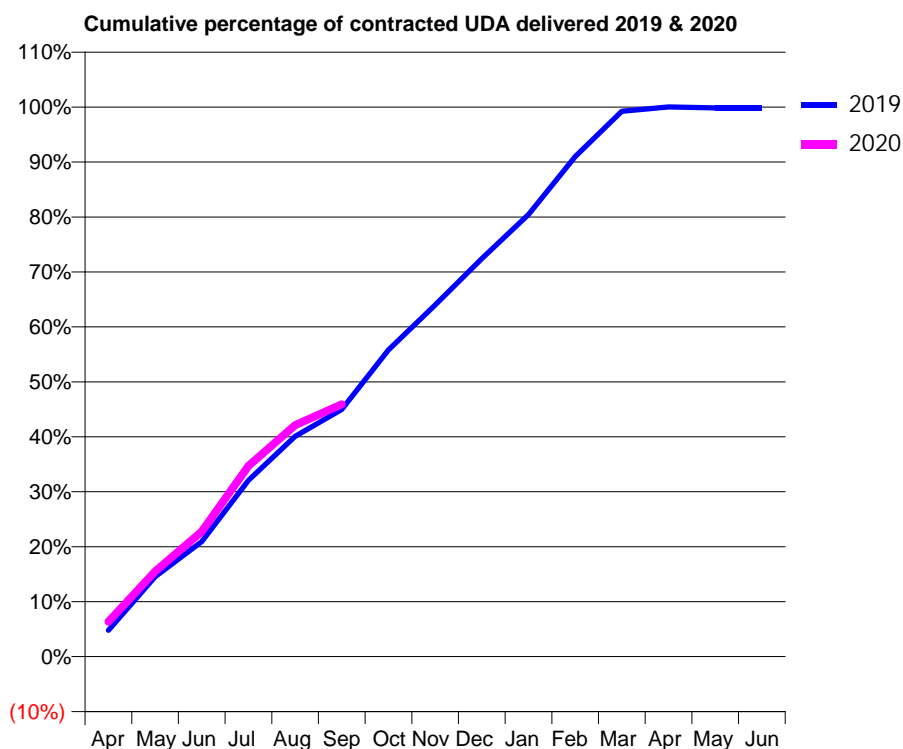
19/20 Contracted general activity (UDA)	7,753
Carry forward general activity (UDA)	11
19/20 Contracted orthodontic activity (UOA)	0
Carry forward orthodontic activity (UOA)	0
Baseline contract value	£231,863.95

ACCESS*

Patients seen in 24 months	Total	Change since previous quarter
Quarter ending September 2018	2,777	
Quarter ending December 2018	2,798	→
Quarter ending March 2019	2,753	↓
Quarter ending June 2019	2,800	→
Quarter ending September 2019	2,823	→
Variance since September 2018	1.7%	→



ACTIVITY



Month	Adjusted Scheduled Activity (UDA)	
	2019	2020
April	371	494
May	1,128	1,203
June	1,622	1,766
July	2,486	2,691
August	3,108	3,265
September	3,488	3,561
October	4,329	
November	4,962	
December	5,614	
January	6,238	
February	7,055	
March	7,693	
April	7,753	
May	7,741	
June	7,741	

QUALITY

	Quantity	Base Number	Contract	AT	Region	England
% of FP17s for the same patient ID Re-attending within 3 months - Children	0	124	0.0%	9.2%	10.8%	11.5%
% of FP17s for the same patient ID Re-attending within 3 months - Adults	140	1,633	8.6%	14.8%	15.2%	15.4%
% of FP17s for the same patient ID Re-attending between 3 & 9 months - Children	8	124	6.5%	61.5%	62.2%	59.7%
% of FP17s for the same patient ID Re-attending between 3 & 9 months - Adults	592	1,633	36.3%	52.4%	52.9%	51.7%
% of FP17s for Band 1 Urgent Courses	15	1,726	0.9%	9.3%	9.7%	9.2%
% of FP17s Relating to Free Repair or Replacements	0	1,726	0.0%	0.5%	0.6%	0.7%
% of FP17s Relating to Continuations	0	1,726	0.0%	0.7%	0.7%	0.8%
% of Patients satisfied with the dentistry they have received	3	3	N/A	93.6%	93.6%	93.5%
% of Patients satisfied with the time they had to wait for an appointment	3	3	N/A	88.5%	86.3%	87.4%

* This is based on patients treated on this contract for their most recent course of treatment. Figures in italics indicate the base number of FP17s or Patient Questionnaire responses are less than 100. N/A is shown where the base number of responses is less than 10 during the period. % is calculated as Quantity/Base number*100

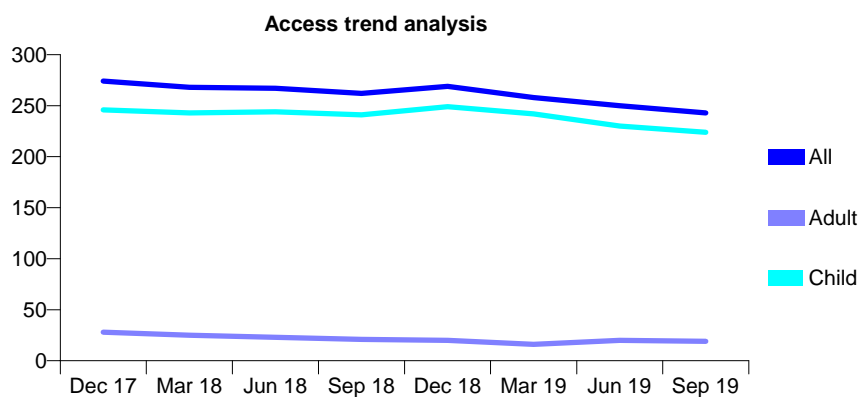
Q68 - Vital Signs At a Glance Contract Report for 916994/0001 - September 2019

Name or company name	MR MD SETTERS
Contract type name	GDS Contract
Purpose of contract	General
Contract start date	01/04/2006
Contract end date	

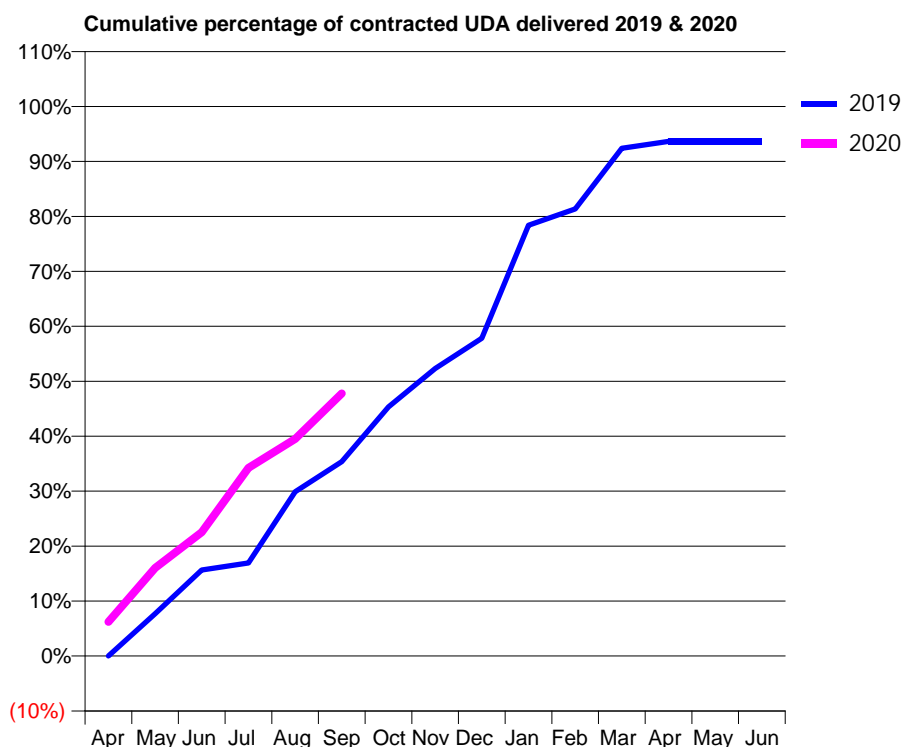
19/20 Contracted general activity (UDA)	402
Carry forward general activity (UDA)	0
19/20 Contracted orthodontic activity (UOA)	0
Carry forward orthodontic activity (UOA)	0
Baseline contract value	£10,085.57

ACCESS*

Patients seen in 24 months	Total	Change since previous quarter
Quarter ending September 2018	262	
Quarter ending December 2018	269	↑
Quarter ending March 2019	258	↓
Quarter ending June 2019	250	↓
Quarter ending September 2019	243	↓
Variance since September 2018	(7.3%)	↓



ACTIVITY



Month	Adjusted Scheduled Activity (UDA)	
	2019	2020
April	0	25
May	31	64
June	63	91
July	68	138
August	120	159
September	142	192
October	182	
November	210	
December	232	
January	315	
February	327	
March	371	
April	376	
May	376	
June	376	

QUALITY

	Quantity	Base Number	Contract	AT	Region	England
% of FP17s for the same patient ID Re-attending within 3 months - Children	14	161	8.7%	9.2%	10.8%	11.5%
% of FP17s for the same patient ID Re-attending within 3 months - Adults	0	0	N/A	14.8%	15.2%	15.4%
% of FP17s for the same patient ID Re-attending between 3 & 9 months - Children	99	161	61.5%	61.5%	62.2%	59.7%
% of FP17s for the same patient ID Re-attending between 3 & 9 months - Adults	0	0	N/A	52.4%	52.9%	51.7%
% of FP17s for Band 1 Urgent Courses	5	155	3.2%	9.3%	9.7%	9.2%
% of FP17s Relating to Free Repair or Replacements	0	155	0.0%	0.5%	0.6%	0.7%
% of FP17s Relating to Continuations	0	155	0.0%	0.7%	0.7%	0.8%
% of Patients satisfied with the dentistry they have received	0	0	N/A	93.6%	93.6%	93.5%
% of Patients satisfied with the time they had to wait for an appointment	0	0	N/A	88.5%	86.3%	87.4%

* This is based on patients treated on this contract for their most recent course of treatment. Figures in italics indicate the base number of FP17s or Patient Questionnaire responses are less than 100. N/A is shown where the base number of responses is less than 10 during the period. % is calculated as Quantity/Base number*100

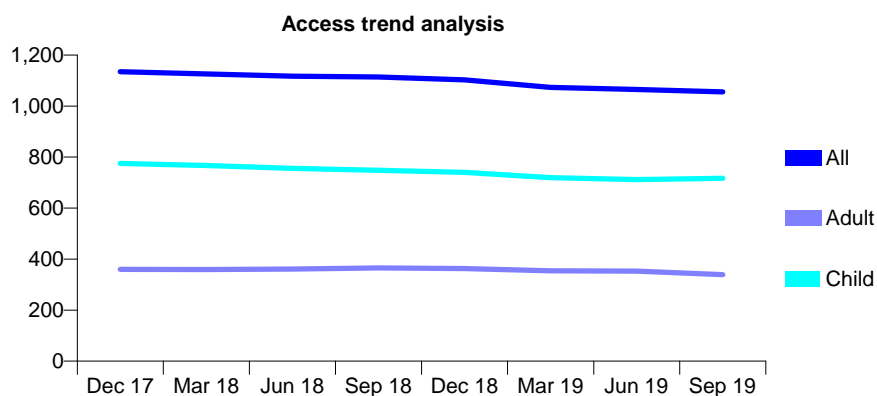
Q68 - Vital Signs At a Glance Contract Report for 917982/0001 - September 2019

Name or company name	MISS M SPEAKMAN
Contract type name	GDS Contract
Purpose of contract	General
Contract start date	01/04/2014
Contract end date	

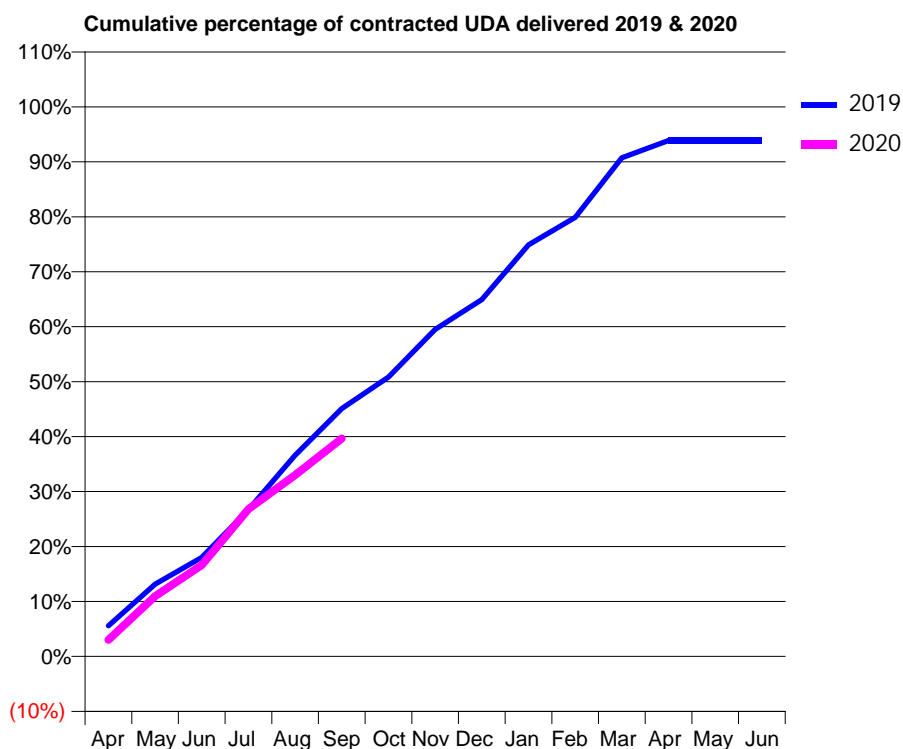
19/20 Contracted general activity (UDA)	2,100
Carry forward general activity (UDA)	0
19/20 Contracted orthodontic activity (UOA)	0
Carry forward orthodontic activity (UOA)	0
Baseline contract value	£48,300.75

ACCESS*

Patients seen in 24 months	Total	Change since previous quarter
Quarter ending September 2018	1,114	
Quarter ending December 2018	1,103	→
Quarter ending March 2019	1,073	↓
Quarter ending June 2019	1,065	→
Quarter ending September 2019	1,056	→
Variance since September 2018	(5.2%)	↓



ACTIVITY



Month	2019	2020
April	118	63
May	277	231
June	378	349
July	561	563
August	769	693
September	947	832
October	1,067	
November	1,250	
December	1,363	
January	1,572	
February	1,678	
March	1,905	
April	1,972	
May	1,972	
June	1,972	

QUALITY

	Quantity	Base Number	Contract	AT	Region	England
% of FP17s for the same patient ID Re-attending within 3 months - Children	37	505	7.3%	9.2%	10.8%	11.5%
% of FP17s for the same patient ID Re-attending within 3 months - Adults	6	145	4.1%	14.8%	15.2%	15.4%
% of FP17s for the same patient ID Re-attending between 3 & 9 months - Children	330	505	65.3%	61.5%	62.2%	59.7%
% of FP17s for the same patient ID Re-attending between 3 & 9 months - Adults	85	145	58.6%	52.4%	52.9%	51.7%
% of FP17s for Band 1 Urgent Courses	12	620	1.9%	9.3%	9.7%	9.2%
% of FP17s Relating to Free Repair or Replacements	2	620	0.3%	0.5%	0.6%	0.7%
% of FP17s Relating to Continuations	0	620	0.0%	0.7%	0.7%	0.8%
% of Patients satisfied with the dentistry they have received	0	0	N/A	93.6%	93.6%	93.5%
% of Patients satisfied with the time they had to wait for an appointment	0	0	N/A	88.5%	86.3%	87.4%

* This is based on patients treated on this contract for their most recent course of treatment. Figures in italics indicate the base number of FP17s or Patient Questionnaire responses are less than 100. N/A is shown where the base number of responses is less than 10 during the period. % is calculated as Quantity/Base number*100

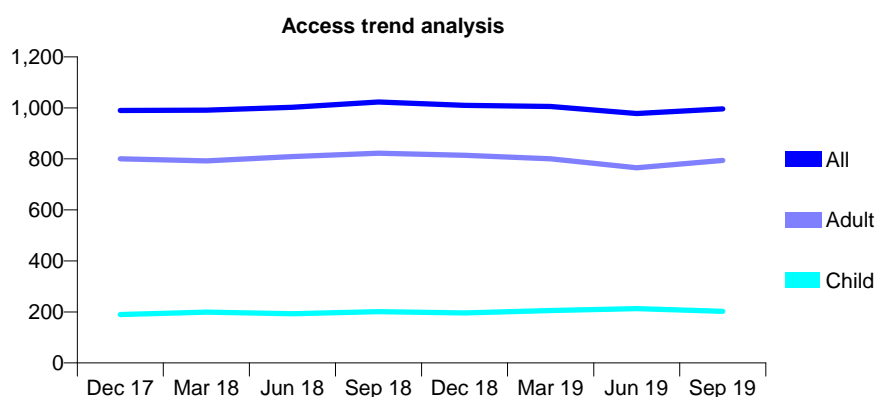
Q68 - Vital Signs At a Glance Contract Report for 919977/0001 - September 2019

Name or company name	MS JF ROYLE
Contract type name	GDS Contract
Purpose of contract	General
Contract start date	01/04/2006
Contract end date	

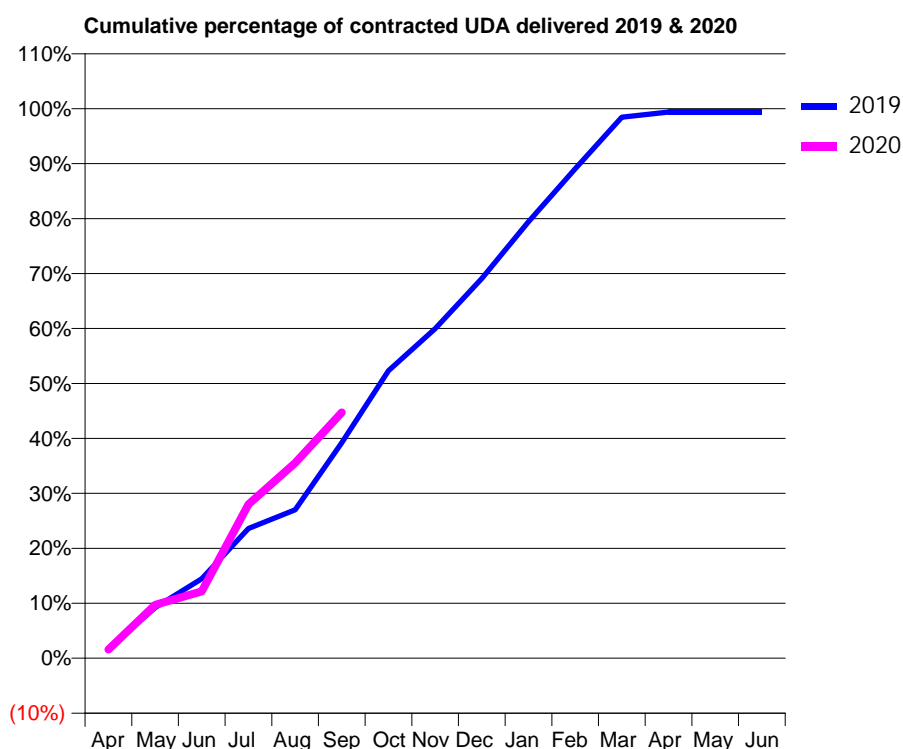
19/20 Contracted general activity (UDA)	2,600
Carry forward general activity (UDA)	15
19/20 Contracted orthodontic activity (UOA)	0
Carry forward orthodontic activity (UOA)	0
Baseline contract value	£67,565.92

ACCESS*

Patients seen in 24 months	Total	Change since previous quarter
Quarter ending September 2018	1,023	
Quarter ending December 2018	1,010	↓
Quarter ending March 2019	1,006	→
Quarter ending June 2019	978	↓
Quarter ending September 2019	996	→
Variance since September 2018	(2.6%)	↓



ACTIVITY



Month	2019	2020
April	45	41
May	240	253
June	376	316
July	614	729
August	703	924
September	1,020	1,163
October	1,360	
November	1,560	
December	1,797	
January	2,065	
February	2,316	
March	2,559	
April	2,584	
May	2,584	
June	2,584	

QUALITY

	Quantity	Base Number	Contract	AT	Region	England
% of FP17s for the same patient ID Re-attending within 3 months - Children	6	142	4.2%	9.2%	10.8%	11.5%
% of FP17s for the same patient ID Re-attending within 3 months - Adults	56	519	10.8%	14.8%	15.2%	15.4%
% of FP17s for the same patient ID Re-attending between 3 & 9 months - Children	65	142	45.8%	61.5%	62.2%	59.7%
% of FP17s for the same patient ID Re-attending between 3 & 9 months - Adults	212	519	40.8%	52.4%	52.9%	51.7%
% of FP17s for Band 1 Urgent Courses	102	632	16.1%	9.3%	9.7%	9.2%
% of FP17s Relating to Free Repair or Replacements	0	632	0.0%	0.5%	0.6%	0.7%
% of FP17s Relating to Continuations	1	632	0.2%	0.7%	0.7%	0.8%
% of Patients satisfied with the dentistry they have received	0	0	N/A	93.6%	93.6%	93.5%
% of Patients satisfied with the time they had to wait for an appointment	0	0	N/A	88.5%	86.3%	87.4%

* This is based on patients treated on this contract for their most recent course of treatment.

Figures in italics indicate the base number of FP17s or Patient Questionnaire responses are less than 100. N/A is shown where the base number of responses is less than 10 during the period. % is calculated as Quantity/Base number*100

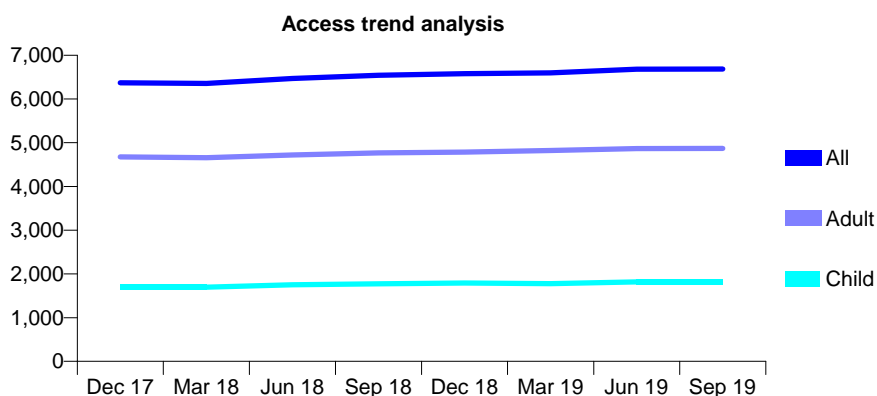
Q68 - Vital Signs At a Glance Contract Report for 921645/0004 - September 2019

Name or company name	Brightsmile Dental Care (Tadworth)
Contract type name	GDS Contract
Purpose of contract	General
Contract start date	01/04/2006
Contract end date	

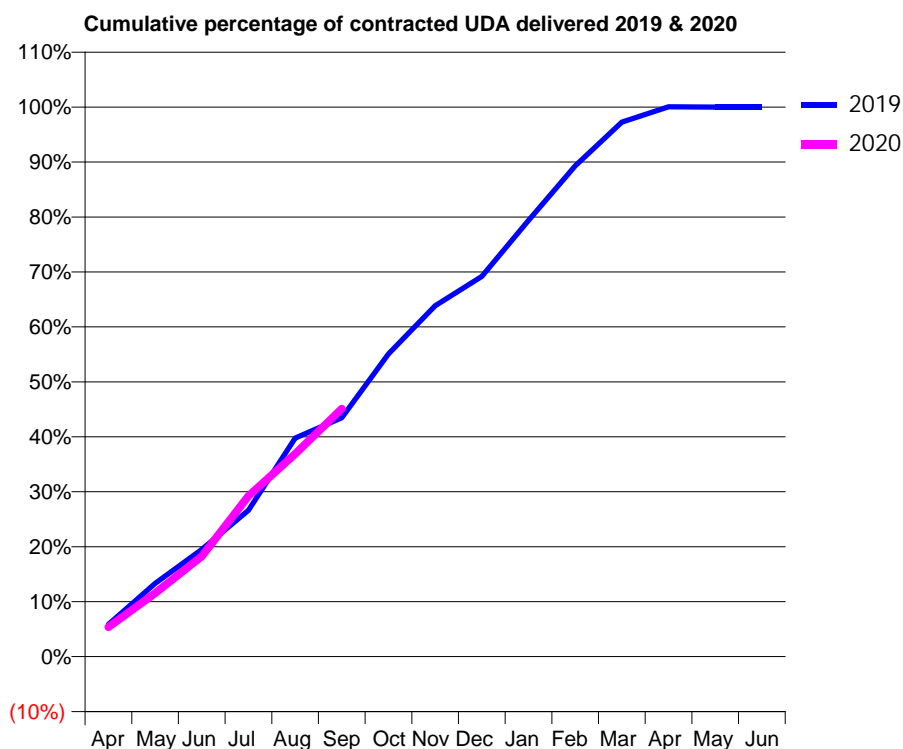
19/20 Contracted general activity (UDA)	16,552
Carry forward general activity (UDA)	2
19/20 Contracted orthodontic activity (UOA)	0
Carry forward orthodontic activity (UOA)	0
Baseline contract value	£459,965.11

ACCESS*

Patients seen in 24 months	Total	Change since previous quarter
Quarter ending September 2018	6,540	
Quarter ending December 2018	6,578	→
Quarter ending March 2019	6,597	→
Quarter ending June 2019	6,680	→
Quarter ending September 2019	6,684	→
Variance since September 2018	2.2%	↑



ACTIVITY



Month	Adjusted Scheduled Activity (UDA)	
	2019	2020
April	971	891
May	2,206	1,909
June	3,227	3,024
July	4,409	4,837
August	6,582	6,104
September	7,194	7,466
October	9,115	
November	10,572	
December	11,448	
January	13,135	
February	14,779	
March	16,095	
April	16,559	
May	16,551	
June	16,550	

QUALITY

	Quantity	Base Number	Contract	AT	Region	England
% of FP17s for the same patient ID Re-attending within 3 months - Children	64	1,121	5.7%	9.2%	10.8%	11.5%
% of FP17s for the same patient ID Re-attending within 3 months - Adults	228	2,492	9.1%	14.8%	15.2%	15.4%
% of FP17s for the same patient ID Re-attending between 3 & 9 months - Children	578	1,121	51.6%	61.5%	62.2%	59.7%
% of FP17s for the same patient ID Re-attending between 3 & 9 months - Adults	1,184	2,492	47.5%	52.4%	52.9%	51.7%
% of FP17s for Band 1 Urgent Courses	227	3,136	7.2%	9.3%	9.7%	9.2%
% of FP17s Relating to Free Repair or Replacements	6	3,136	0.2%	0.5%	0.6%	0.7%
% of FP17s Relating to Continuations	8	3,136	0.3%	0.7%	0.7%	0.8%
% of Patients satisfied with the dentistry they have received	5	5	N/A	93.6%	93.6%	93.5%
% of Patients satisfied with the time they had to wait for an appointment	5	5	N/A	88.5%	86.3%	87.4%

* This is based on patients treated on this contract for their most recent course of treatment. Figures in italics indicate the base number of FP17s or Patient Questionnaire responses are less than 100. N/A is shown where the base number of responses is less than 10 during the period. % is calculated as Quantity/Base number*100

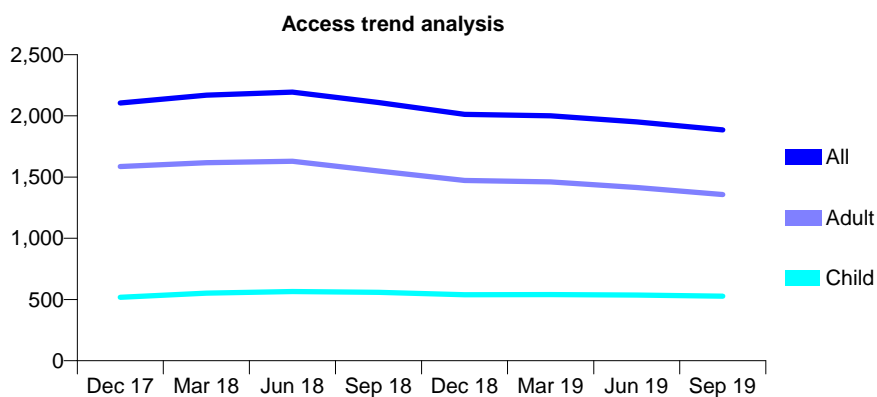
Q68 - Vital Signs At a Glance Contract Report for 921645/0005 - September 2019

Name or company name	Brightsmile Dental Care (Epsom)
Contract type name	GDS Contract
Purpose of contract	General
Contract start date	04/11/2009
Contract end date	

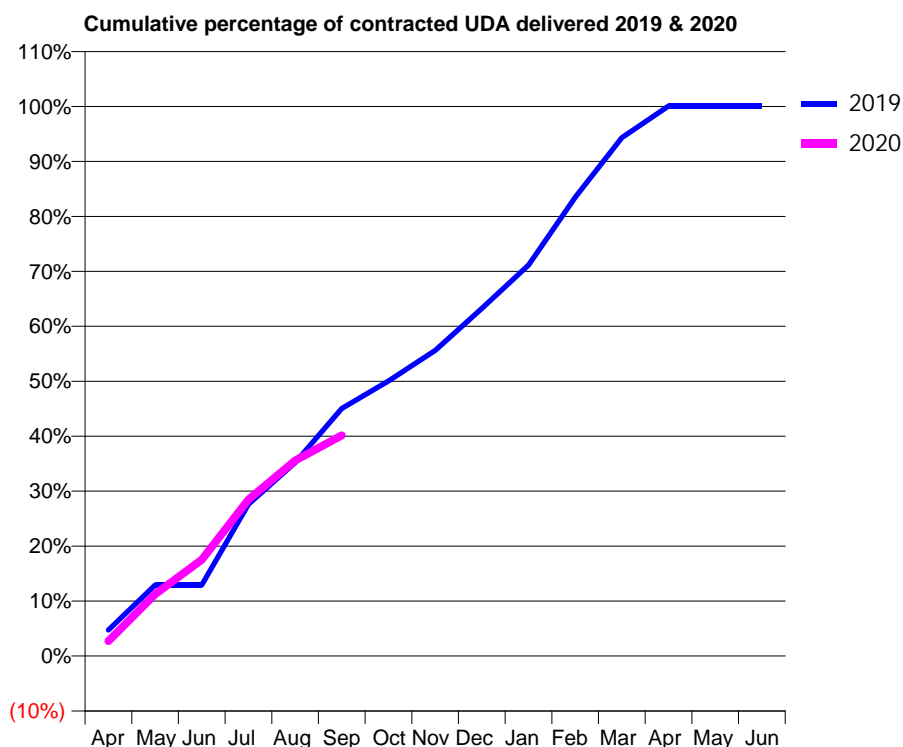
19/20 Contracted general activity (UDA)	5,000
Carry forward general activity (UDA)	0
19/20 Contracted orthodontic activity (UOA)	0
Carry forward orthodontic activity (UOA)	0
Baseline contract value	£138,945.46

ACCESS*

Patients seen in 24 months	Total	Change since previous quarter
Quarter ending September 2018	2,109	
Quarter ending December 2018	2,012	↓
Quarter ending March 2019	2,001	→
Quarter ending June 2019	1,952	↓
Quarter ending September 2019	1,886	↓
Variance since September 2018	(10.6%)	↓



ACTIVITY



Month	Adjusted Scheduled Activity (UDA)	
	2019	2020
April	237	137
May	647	564
June	647	875
July	1,382	1,424
August	1,760	1,779
September	2,253	2,007
October	2,503	
November	2,780	
December	3,162	
January	3,557	
February	4,173	
March	4,716	
April	5,005	
May	5,005	
June	5,005	

QUALITY

	Quantity	Base Number	Contract	AT	Region	England
% of FP17s for the same patient ID Re-attending within 3 months - Children	21	312	6.7%	9.2%	10.8%	11.5%
% of FP17s for the same patient ID Re-attending within 3 months - Adults	103	623	16.5%	14.8%	15.2%	15.4%
% of FP17s for the same patient ID Re-attending between 3 & 9 months - Children	148	312	47.4%	61.5%	62.2%	59.7%
% of FP17s for the same patient ID Re-attending between 3 & 9 months - Adults	220	623	35.3%	52.4%	52.9%	51.7%
% of FP17s for Band 1 Urgent Courses	91	818	11.1%	9.3%	9.7%	9.2%
% of FP17s Relating to Free Repair or Replacements	12	818	1.5%	0.5%	0.6%	0.7%
% of FP17s Relating to Continuations	0	818	0.0%	0.7%	0.7%	0.8%
% of Patients satisfied with the dentistry they have received	2	2	N/A	93.6%	93.6%	93.5%
% of Patients satisfied with the time they had to wait for an appointment	2	2	N/A	88.5%	86.3%	87.4%

* This is based on patients treated on this contract for their most recent course of treatment. Figures in italics indicate the base number of FP17s or Patient Questionnaire responses are less than 100. N/A is shown where the base number of responses is less than 10 during the period. % is calculated as Quantity/Base number*100

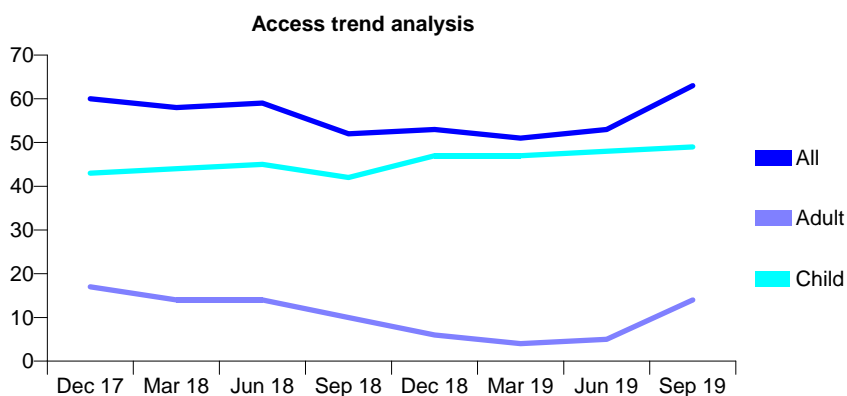
Q68 - Vital Signs At a Glance Contract Report for 921653/0001 - September 2019

Name or company name	MS RN CHADHA
Contract type name	GDS Contract
Purpose of contract	General
Contract start date	01/04/2006
Contract end date	

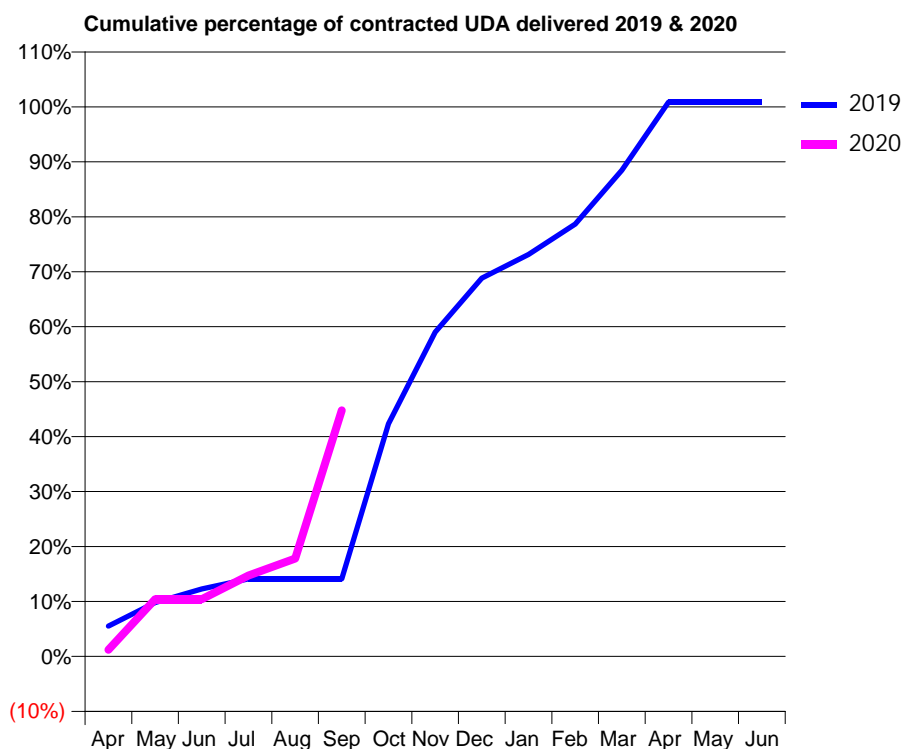
19/20 Contracted general activity (UDA)	163
Carry forward general activity (UDA)	0
19/20 Contracted orthodontic activity (UOA)	0
Carry forward orthodontic activity (UOA)	0
Baseline contract value	£4,235.87

ACCESS*

Patients seen in 24 months	Total	Change since previous quarter
Quarter ending September 2018	52	
Quarter ending December 2018	53	→
Quarter ending March 2019	51	↓
Quarter ending June 2019	53	↑
Quarter ending September 2019	63	↑
Variance since September 2018	21.2%	↑



ACTIVITY



Month	2019	2020
April	9	2
May	16	17
June	20	17
July	23	24
August	23	29
September	23	73
October	69	
November	96	
December	112	
January	119	
February	128	
March	144	
April	164	
May	164	
June	164	

QUALITY

	Quantity	Base Number	Contract	AT	Region	England
% of FP17s for the same patient ID Re-attending within 3 months - Children	2	44	4.5%	9.2%	10.8%	11.5%
% of FP17s for the same patient ID Re-attending within 3 months - Adults	1	13	7.7%	14.8%	15.2%	15.4%
% of FP17s for the same patient ID Re-attending between 3 & 9 months - Children	28	44	63.6%	61.5%	62.2%	59.7%
% of FP17s for the same patient ID Re-attending between 3 & 9 months - Adults	1	13	7.7%	52.4%	52.9%	51.7%
% of FP17s for Band 1 Urgent Courses	5	49	10.2%	9.3%	9.7%	9.2%
% of FP17s Relating to Free Repair or Replacements	0	49	0.0%	0.5%	0.6%	0.7%
% of FP17s Relating to Continuations	0	49	0.0%	0.7%	0.7%	0.8%
% of Patients satisfied with the dentistry they have received	0	0	N/A	93.6%	93.6%	93.5%
% of Patients satisfied with the time they had to wait for an appointment	0	0	N/A	88.5%	86.3%	87.4%

* This is based on patients treated on this contract for their most recent course of treatment. Figures in italics indicate the base number of FP17s or Patient Questionnaire responses are less than 100. N/A is shown where the base number of responses is less than 10 during the period. % is calculated as Quantity/Base number*100

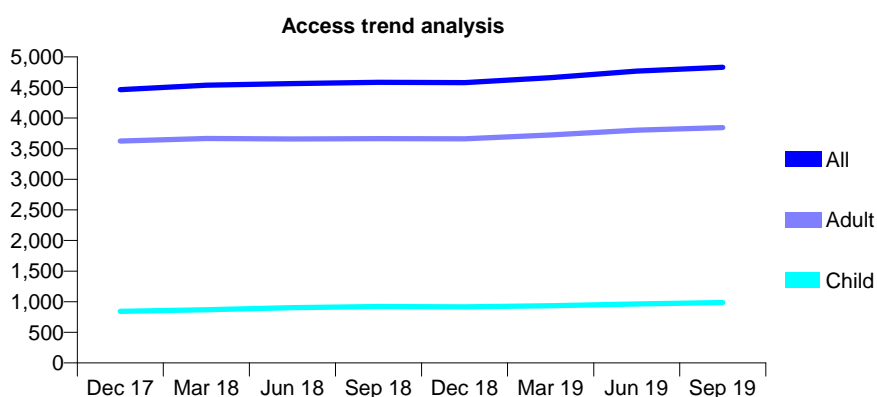
Q68 - Vital Signs At a Glance Contract Report for 921807/0001 - September 2019

Name or company name	MR RJ CURTIS
Contract type name	GDS Contract
Purpose of contract	General
Contract start date	01/04/2006
Contract end date	

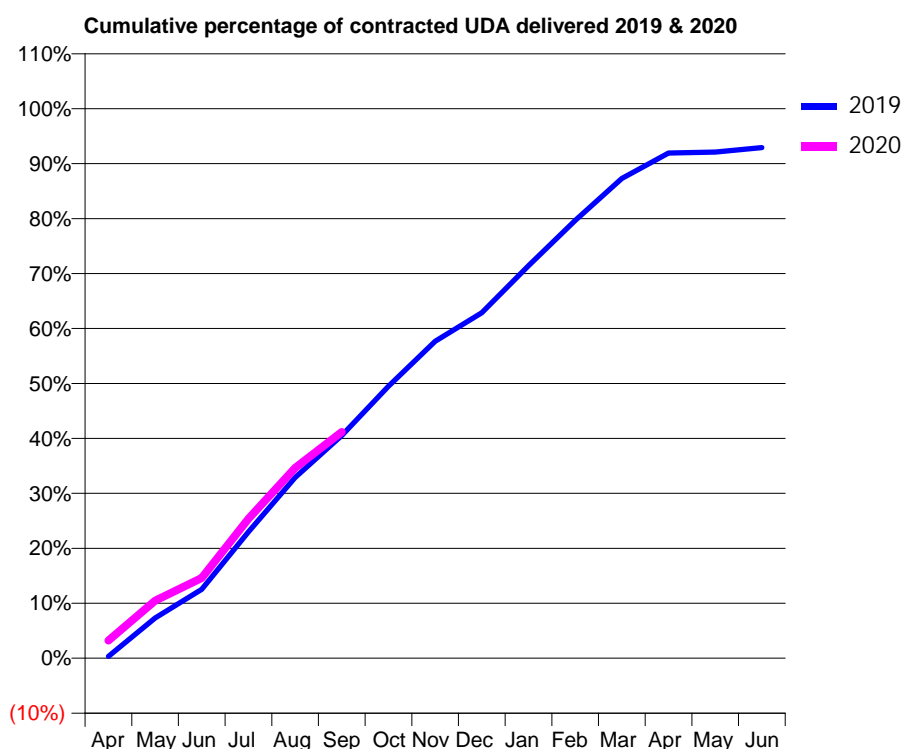
19/20 Contracted general activity (UDA)	13,645
Carry forward general activity (UDA)	0
19/20 Contracted orthodontic activity (UOA)	0
Carry forward orthodontic activity (UOA)	0
Baseline contract value	£318,726.39

ACCESS*

Patients seen in 24 months	Total	Change since previous quarter
Quarter ending September 2018	4,586	
Quarter ending December 2018	4,578	→
Quarter ending March 2019	4,660	→
Quarter ending June 2019	4,767	↑
Quarter ending September 2019	4,829	→
Variance since September 2018	5.3%	↑



ACTIVITY



Month	2019	2020
April	48	439
May	998	1,430
June	1,711	1,991
July	3,136	3,465
August	4,489	4,726
September	5,532	5,619
October	6,753	
November	7,869	
December	8,577	
January	9,747	
February	10,868	
March	11,913	
April	12,544	
May	12,566	
June	12,678	

QUALITY

	Quantity	Base Number	Contract	AT	Region	England
% of FP17s for the same patient ID Re-attending within 3 months - Children	31	751	4.1%	9.2%	10.8%	11.5%
% of FP17s for the same patient ID Re-attending within 3 months - Adults	285	2,779	10.3%	14.8%	15.2%	15.4%
% of FP17s for the same patient ID Re-attending between 3 & 9 months - Children	489	751	65.1%	61.5%	62.2%	59.7%
% of FP17s for the same patient ID Re-attending between 3 & 9 months - Adults	1,773	2,779	63.8%	52.4%	52.9%	51.7%
% of FP17s for Band 1 Urgent Courses	111	3,126	3.6%	9.3%	9.7%	9.2%
% of FP17s Relating to Free Repair or Replacements	9	3,126	0.3%	0.5%	0.6%	0.7%
% of FP17s Relating to Continuations	57	3,126	1.8%	0.7%	0.7%	0.8%
% of Patients satisfied with the dentistry they have received	3	3	N/A	93.6%	93.6%	93.5%
% of Patients satisfied with the time they had to wait for an appointment	3	3	N/A	88.5%	86.3%	87.4%

* This is based on patients treated on this contract for their most recent course of treatment.

Figures in italics indicate the base number of FP17s or Patient Questionnaire responses are less than 100. N/A is shown where the base number of responses is less than 10 during the period. % is calculated as Quantity/Base number*100

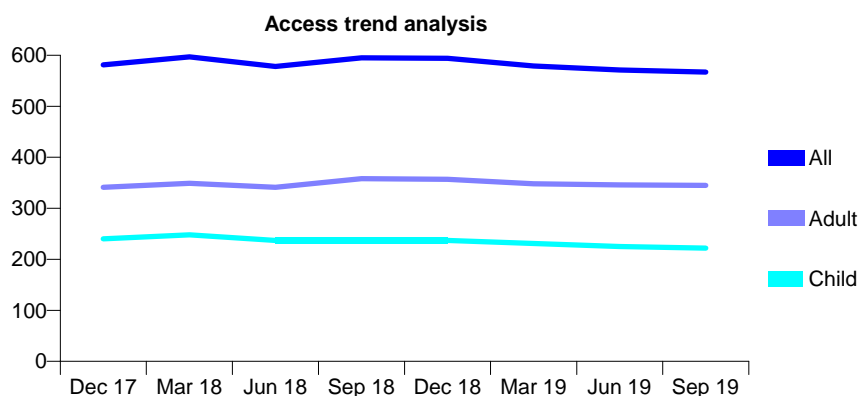
Q68 - Vital Signs At a Glance Contract Report for 929255/0001 - September 2019

Name or company name	MISS SR YOUSEF
Contract type name	GDS Contract
Purpose of contract	General
Contract start date	01/04/2006
Contract end date	

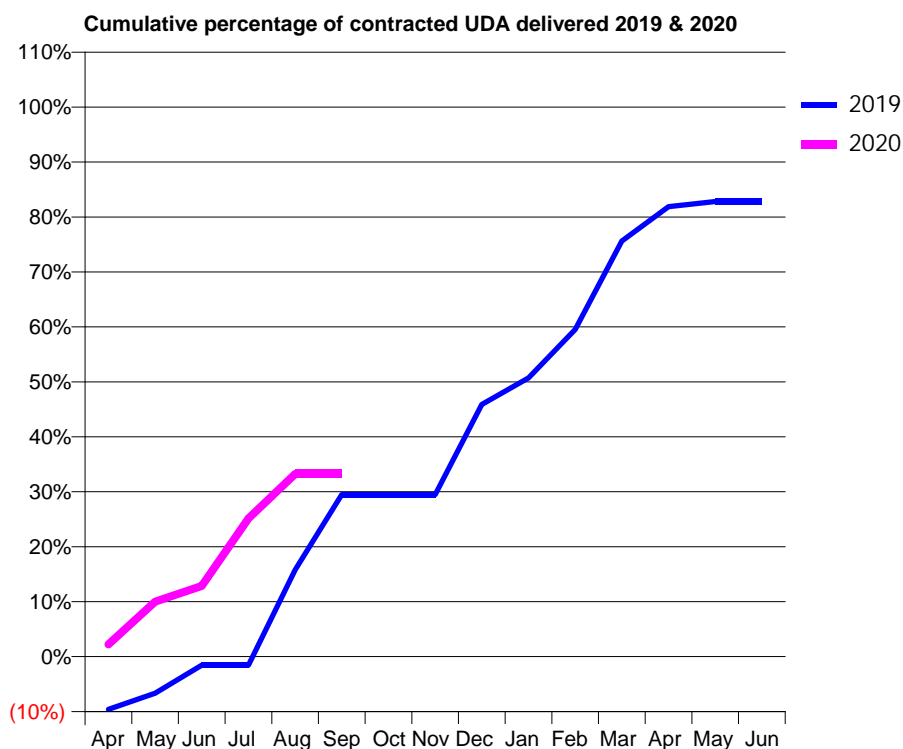
19/20 Contracted general activity (UDA)	1,311
Carry forward general activity (UDA)	0
19/20 Contracted orthodontic activity (UOA)	0
Carry forward orthodontic activity (UOA)	0
Baseline contract value	£30,412.58

ACCESS*

Patients seen in 24 months	Total	Change since previous quarter
Quarter ending September 2018	595	
Quarter ending December 2018	594	→
Quarter ending March 2019	579	↓
Quarter ending June 2019	571	↓
Quarter ending September 2019	567	→
Variance since September 2018	(4.7%)	↓



ACTIVITY



Month	Adjusted Scheduled Activity (UDA)	
	2019	2020
April	-126	29
May	-88	131
June	-21	168
July	-21	330
August	207	436
September	387	436
October	387	
November	387	
December	602	
January	665	
February	780	
March	991	
April	1,074	
May	1,086	
June	1,086	

QUALITY

	Quantity	Base Number	Contract	AT	Region	England
% of FP17s for the same patient ID Re-attending within 3 months - Children	3	101	3.0%	9.2%	10.8%	11.5%
% of FP17s for the same patient ID Re-attending within 3 months - Adults	15	177	8.5%	14.8%	15.2%	15.4%
% of FP17s for the same patient ID Re-attending between 3 & 9 months - Children	30	101	29.7%	61.5%	62.2%	59.7%
% of FP17s for the same patient ID Re-attending between 3 & 9 months - Adults	74	177	41.8%	52.4%	52.9%	51.7%
% of FP17s for Band 1 Urgent Courses	10	247	4.0%	9.3%	9.7%	9.2%
% of FP17s Relating to Free Repair or Replacements	0	247	0.0%	0.5%	0.6%	0.7%
% of FP17s Relating to Continuations	0	247	0.0%	0.7%	0.7%	0.8%
% of Patients satisfied with the dentistry they have received	0	0	N/A	93.6%	93.6%	93.5%
% of Patients satisfied with the time they had to wait for an appointment	0	0	N/A	88.5%	86.3%	87.4%

* This is based on patients treated on this contract for their most recent course of treatment. Figures in italics indicate the base number of FP17s or Patient Questionnaire responses are less than 100. N/A is shown where the base number of responses is less than 10 during the period. % is calculated as Quantity/Base number*100

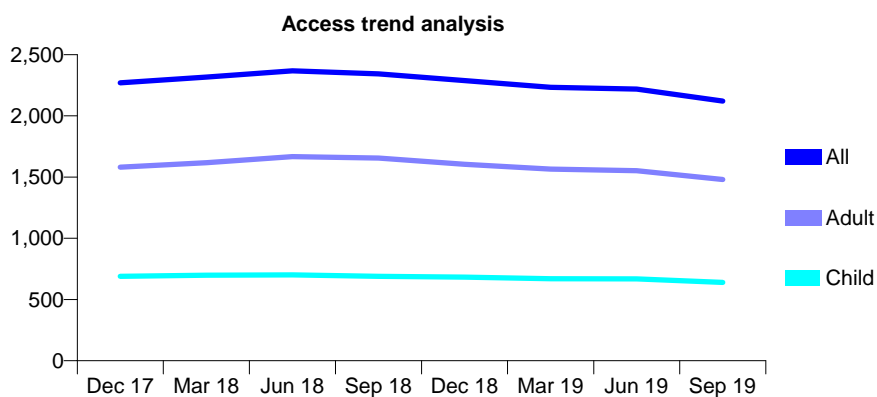
Q68 - Vital Signs At a Glance Contract Report for 931888/0001 - September 2019

Name or company name	MRS JN MASON
Contract type name	GDS Contract
Purpose of contract	General
Contract start date	01/04/2006
Contract end date	

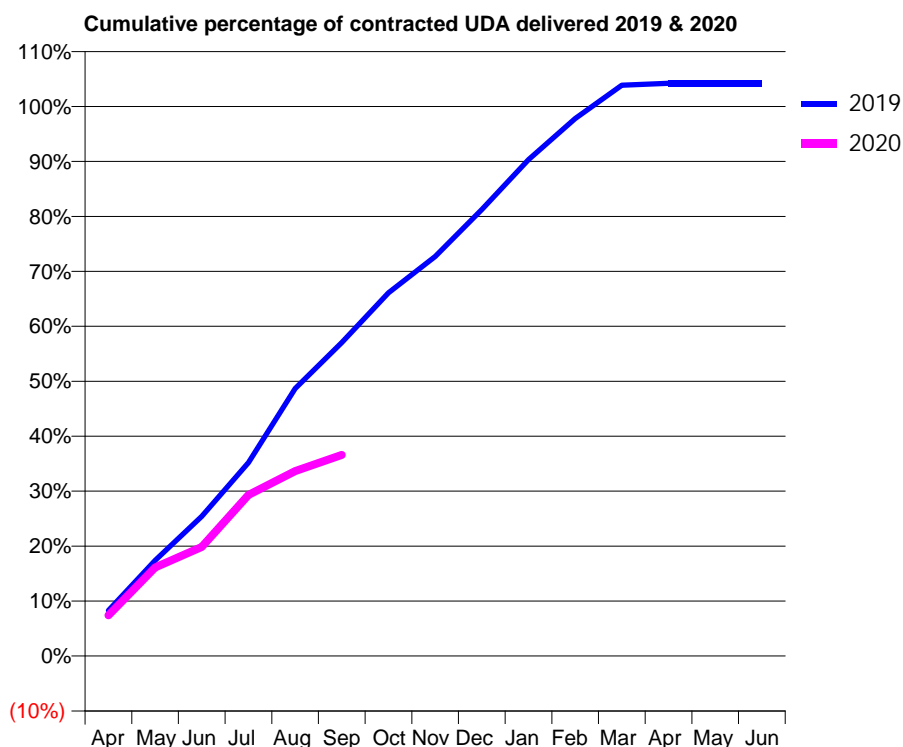
19/20 Contracted general activity (UDA)	4,652
Carry forward general activity (UDA)	0
19/20 Contracted orthodontic activity (UOA)	0
Carry forward orthodontic activity (UOA)	0
Baseline contract value	£111,266.66

ACCESS*

Patients seen in 24 months	Total	Change since previous quarter
Quarter ending September 2018	2,344	
Quarter ending December 2018	2,288	↓
Quarter ending March 2019	2,234	↓
Quarter ending June 2019	2,220	→
Quarter ending September 2019	2,120	↓
Variance since September 2018	(9.6%)	↓



ACTIVITY



Month	Adjusted Scheduled Activity (UDA)	
	2019	2020
April	386	345
May	810	750
June	1,182	923
July	1,638	1,363
August	2,264	1,565
September	2,654	1,703
October	3,075	
November	3,383	
December	3,779	
January	4,203	
February	4,550	
March	4,833	
April	4,848	
May	4,848	
June	4,848	

QUALITY

	Quantity	Base Number	Contract	AT	Region	England
% of FP17s for the same patient ID Re-attending within 3 months - Children	24	467	5.1%	9.2%	10.8%	11.5%
% of FP17s for the same patient ID Re-attending within 3 months - Adults	144	938	15.4%	14.8%	15.2%	15.4%
% of FP17s for the same patient ID Re-attending between 3 & 9 months - Children	321	467	68.7%	61.5%	62.2%	59.7%
% of FP17s for the same patient ID Re-attending between 3 & 9 months - Adults	607	938	64.7%	52.4%	52.9%	51.7%
% of FP17s for Band 1 Urgent Courses	42	1,079	3.9%	9.3%	9.7%	9.2%
% of FP17s Relating to Free Repair or Replacements	12	1,079	1.1%	0.5%	0.6%	0.7%
% of FP17s Relating to Continuations	16	1,079	1.5%	0.7%	0.7%	0.8%
% of Patients satisfied with the dentistry they have received	0	0	N/A	93.6%	93.6%	93.5%
% of Patients satisfied with the time they had to wait for an appointment	0	0	N/A	88.5%	86.3%	87.4%

* This is based on patients treated on this contract for their most recent course of treatment. Figures in italics indicate the base number of FP17s or Patient Questionnaire responses are less than 100. N/A is shown where the base number of responses is less than 10 during the period. % is calculated as Quantity/Base number*100

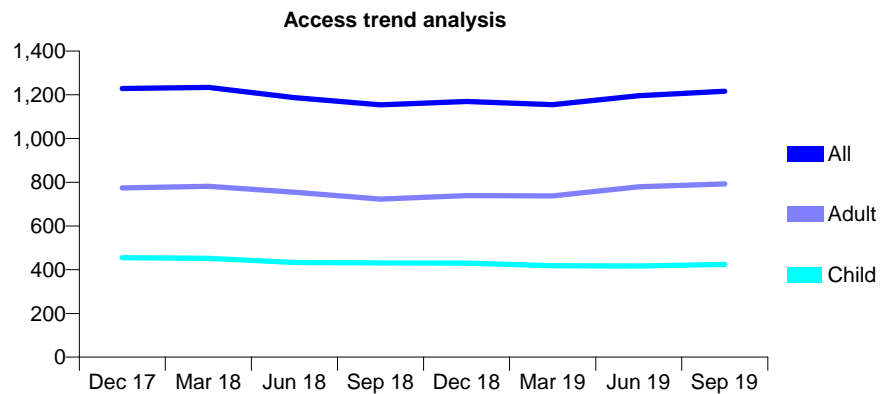
Q68 - Vital Signs At a Glance Contract Report for 932515/0003 - September 2019

Name or company name	Church Road Dental Practice
Contract type name	GDS Contract
Purpose of contract	General
Contract start date	01/04/2006
Contract end date	

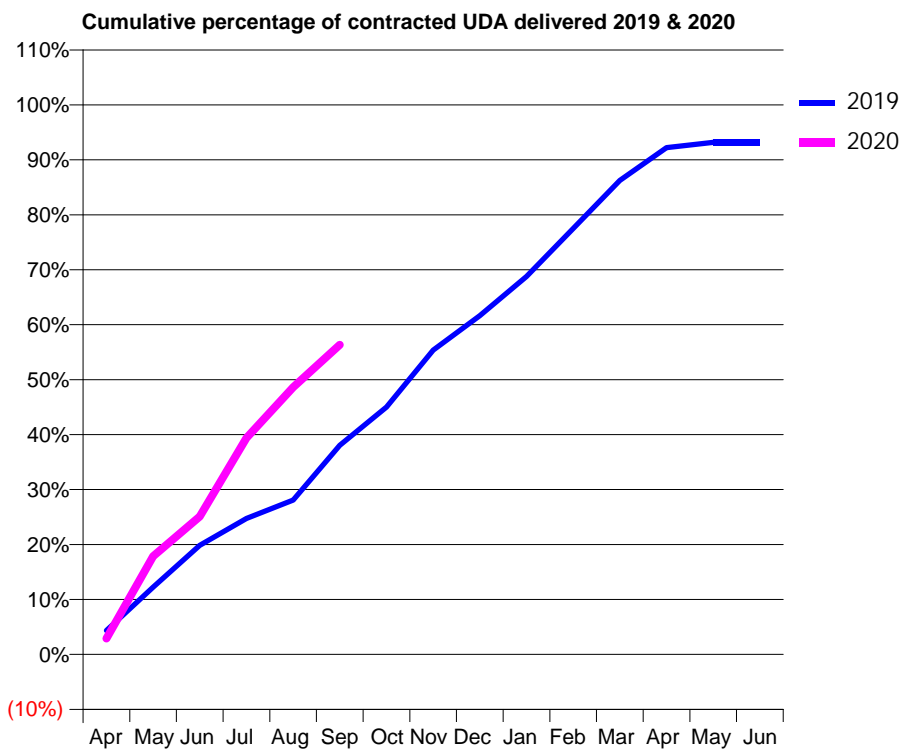
19/20 Contracted general activity (UDA)	3,568
Carry forward general activity (UDA)	0
19/20 Contracted orthodontic activity (UOA)	0
Carry forward orthodontic activity (UOA)	0
Baseline contract value	£110,565.26

ACCESS*

Patients seen in 24 months	Total	Change since previous quarter
Quarter ending September 2018	1,154	
Quarter ending December 2018	1,169	→
Quarter ending March 2019	1,155	↓
Quarter ending June 2019	1,196	↑
Quarter ending September 2019	1,216	→
Variance since September 2018	5.4%	↑



ACTIVITY



Month	Adjusted Scheduled Activity (UDA)	
	2019	2020
April	155	104
May	437	638
June	707	895
July	882	1,406
August	1,003	1,735
September	1,358	2,010
October	1,605	
November	1,976	
December	2,199	
January	2,454	
February	2,766	
March	3,076	
April	3,290	
May	3,324	
June	3,324	

QUALITY

	Quantity	Base Number	Contract	AT	Region	England
% of FP17s for the same patient ID Re-attending within 3 months - Children	19	323	5.9%	9.2%	10.8%	11.5%
% of FP17s for the same patient ID Re-attending within 3 months - Adults	94	614	15.3%	14.8%	15.2%	15.4%
% of FP17s for the same patient ID Re-attending between 3 & 9 months - Children	116	323	35.9%	61.5%	62.2%	59.7%
% of FP17s for the same patient ID Re-attending between 3 & 9 months - Adults	187	614	30.5%	52.4%	52.9%	51.7%
% of FP17s for Band 1 Urgent Courses	62	847	7.3%	9.3%	9.7%	9.2%
% of FP17s Relating to Free Repair or Replacements	0	847	0.0%	0.5%	0.6%	0.7%
% of FP17s Relating to Continuations	16	847	1.9%	0.7%	0.7%	0.8%
% of Patients satisfied with the dentistry they have received	1	1	N/A	93.6%	93.6%	93.5%
% of Patients satisfied with the time they had to wait for an appointment	1	1	N/A	88.5%	86.3%	87.4%

* This is based on patients treated on this contract for their most recent course of treatment. Figures in italics indicate the base number of FP17s or Patient Questionnaire responses are less than 100. N/A is shown where the base number of responses is less than 10 during the period. % is calculated as Quantity/Base number*100

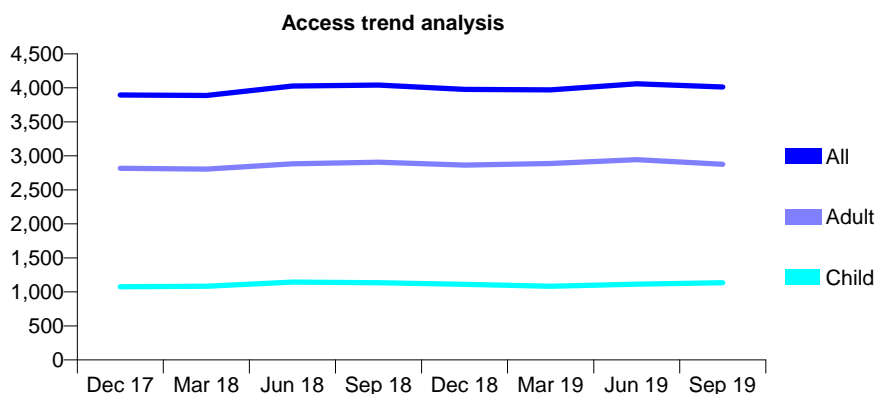
Q68 - Vital Signs At a Glance Contract Report for 932752/0003 - September 2019

Name or company name	MRS A CASTELLHEIM GHAREH
Contract type name	GDS Contract
Purpose of contract	General
Contract start date	01/01/2008
Contract end date	

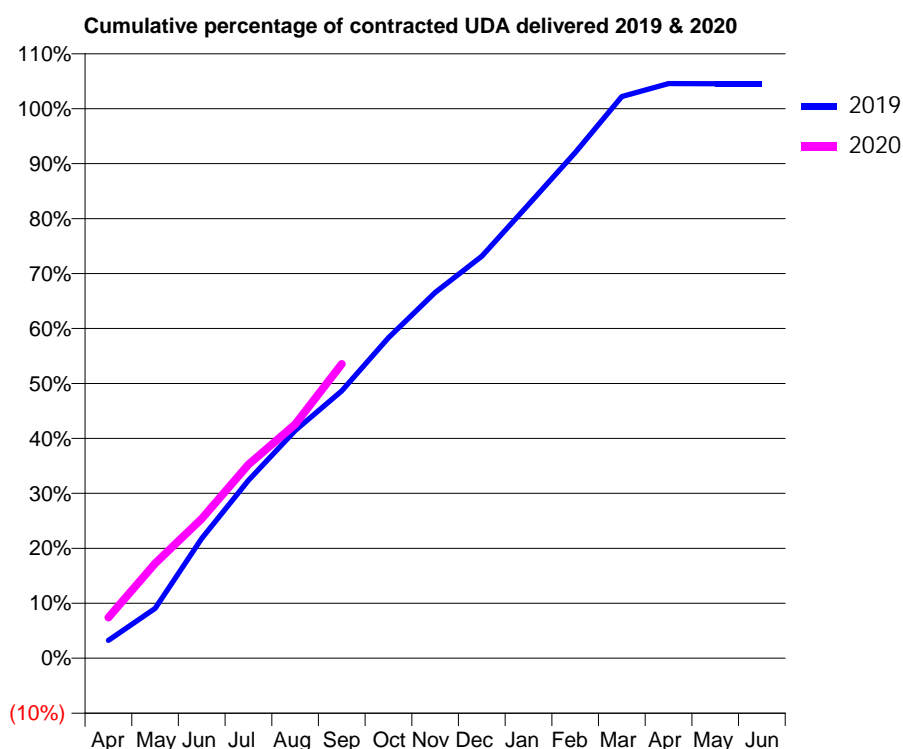
19/20 Contracted general activity (UDA)	10,670
Carry forward general activity (UDA)	0
19/20 Contracted orthodontic activity (UOA)	0
Carry forward orthodontic activity (UOA)	0
Baseline contract value	£311,471.26

ACCESS*

Patients seen in 24 months	Total	Change since previous quarter
Quarter ending September 2018	4,042	
Quarter ending December 2018	3,978	↓
Quarter ending March 2019	3,972	→
Quarter ending June 2019	4,059	↑
Quarter ending September 2019	4,012	↓
Variance since September 2018	(0.7%)	→



ACTIVITY



Month	2019	2020
April	347	790
May	971	1,843
June	2,327	2,709
July	3,456	3,762
August	4,421	4,539
September	5,189	5,713
October	6,224	
November	7,100	
December	7,805	
January	8,809	
February	9,817	
March	10,906	
April	11,155	
May	11,153	
June	11,153	

QUALITY

	Quantity	Base Number	Contract	AT	Region	England
% of FP17s for the same patient ID Re-attending within 3 months - Children	48	927	5.2%	9.2%	10.8%	11.5%
% of FP17s for the same patient ID Re-attending within 3 months - Adults	141	1,900	7.4%	14.8%	15.2%	15.4%
% of FP17s for the same patient ID Re-attending between 3 & 9 months - Children	574	927	61.9%	61.5%	62.2%	59.7%
% of FP17s for the same patient ID Re-attending between 3 & 9 months - Adults	1,155	1,900	60.8%	52.4%	52.9%	51.7%
% of FP17s for Band 1 Urgent Courses	88	2,708	3.2%	9.3%	9.7%	9.2%
% of FP17s Relating to Free Repair or Replacements	0	2,708	0.0%	0.5%	0.6%	0.7%
% of FP17s Relating to Continuations	0	2,708	0.0%	0.7%	0.7%	0.8%
% of Patients satisfied with the dentistry they have received	2	2	N/A	93.6%	93.6%	93.5%
% of Patients satisfied with the time they had to wait for an appointment	2	2	N/A	88.5%	86.3%	87.4%

* This is based on patients treated on this contract for their most recent course of treatment.

Figures in italics indicate the base number of FP17s or Patient Questionnaire responses are less than 100. N/A is shown where the base number of responses is less than 10 during the period. % is calculated as Quantity/Base number*100

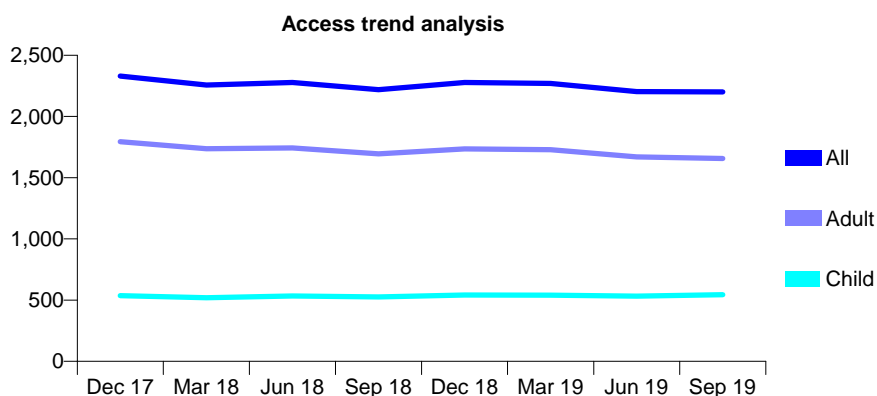
Q68 - Vital Signs At a Glance Contract Report for 934941/0002 - September 2019

Name or company name	MISS M JADIDI
Contract type name	GDS Contract
Purpose of contract	General
Contract start date	01/04/2006
Contract end date	

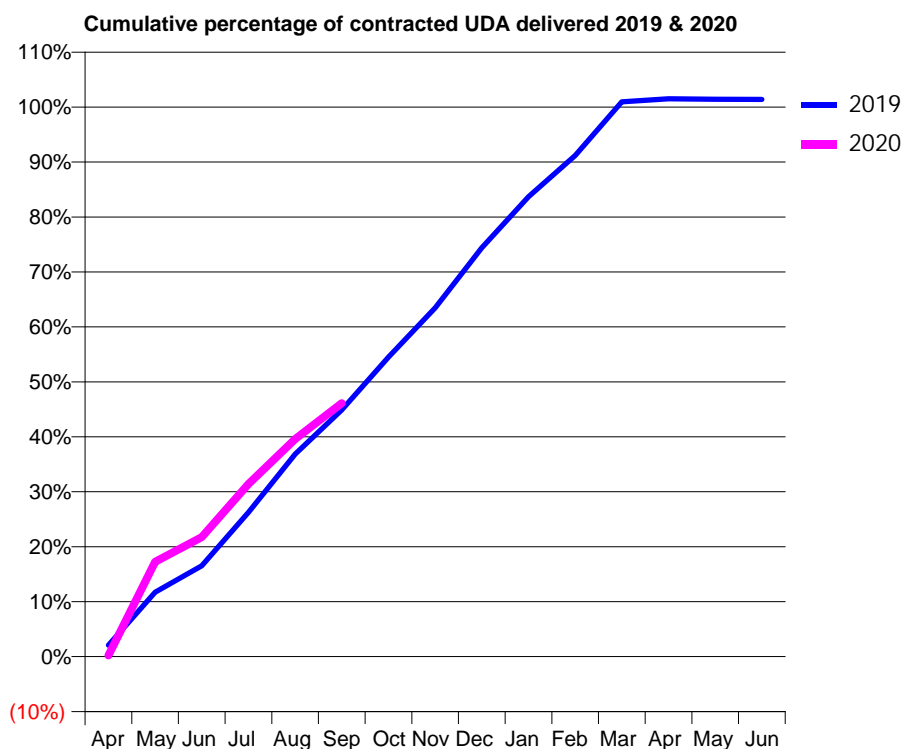
19/20 Contracted general activity (UDA)	5,290
Carry forward general activity (UDA)	0
19/20 Contracted orthodontic activity (UOA)	0
Carry forward orthodontic activity (UOA)	0
Baseline contract value	£132,278.85

ACCESS*

Patients seen in 24 months	Total	Change since previous quarter
Quarter ending September 2018	2,220	
Quarter ending December 2018	2,278	↑
Quarter ending March 2019	2,270	→
Quarter ending June 2019	2,203	↓
Quarter ending September 2019	2,201	→
Variance since September 2018	(0.9%)	→



ACTIVITY



Month	Adjusted Scheduled Activity (UDA)	
	2019	2020
April	111	12
May	621	914
June	875	1,150
July	1,389	1,662
August	1,949	2,095
September	2,375	2,440
October	2,883	
November	3,357	
December	3,935	
January	4,427	
February	4,824	
March	5,341	
April	5,370	
May	5,365	
June	5,364	

QUALITY

	Quantity	Base Number	Contract	AT	Region	England
% of FP17s for the same patient ID Re-attending within 3 months - Children	10	392	2.6%	9.2%	10.8%	11.5%
% of FP17s for the same patient ID Re-attending within 3 months - Adults	79	1,080	7.3%	14.8%	15.2%	15.4%
% of FP17s for the same patient ID Re-attending between 3 & 9 months - Children	252	392	64.3%	61.5%	62.2%	59.7%
% of FP17s for the same patient ID Re-attending between 3 & 9 months - Adults	683	1,080	63.2%	52.4%	52.9%	51.7%
% of FP17s for Band 1 Urgent Courses	98	1,440	6.8%	9.3%	9.7%	9.2%
% of FP17s Relating to Free Repair or Replacements	2	1,440	0.1%	0.5%	0.6%	0.7%
% of FP17s Relating to Continuations	1	1,440	0.1%	0.7%	0.7%	0.8%
% of Patients satisfied with the dentistry they have received	1	1	N/A	93.6%	93.6%	93.5%
% of Patients satisfied with the time they had to wait for an appointment	1	1	N/A	88.5%	86.3%	87.4%

* This is based on patients treated on this contract for their most recent course of treatment. Figures in italics indicate the base number of FP17s or Patient Questionnaire responses are less than 100. N/A is shown where the base number of responses is less than 10 during the period. % is calculated as Quantity/Base number*100

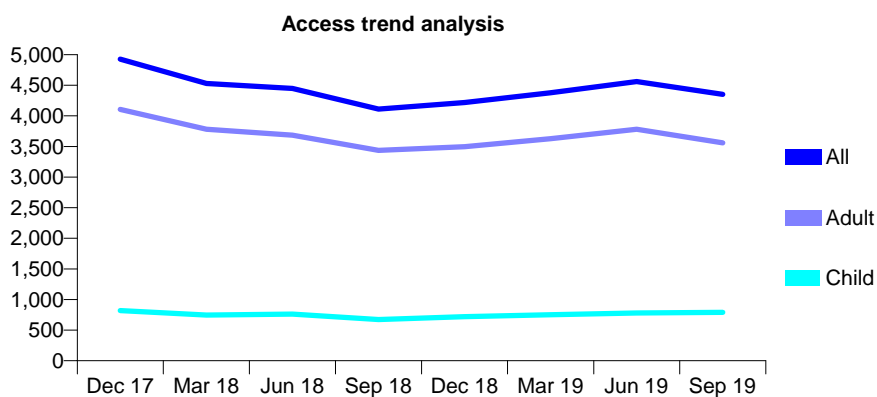
Q68 - Vital Signs At a Glance Contract Report for 937479/0001 - September 2019

Name or company name	Mr A Pitchforth and Miss M Elalami
Contract type name	GDS Contract
Purpose of contract	General
Contract start date	01/04/2006
Contract end date	

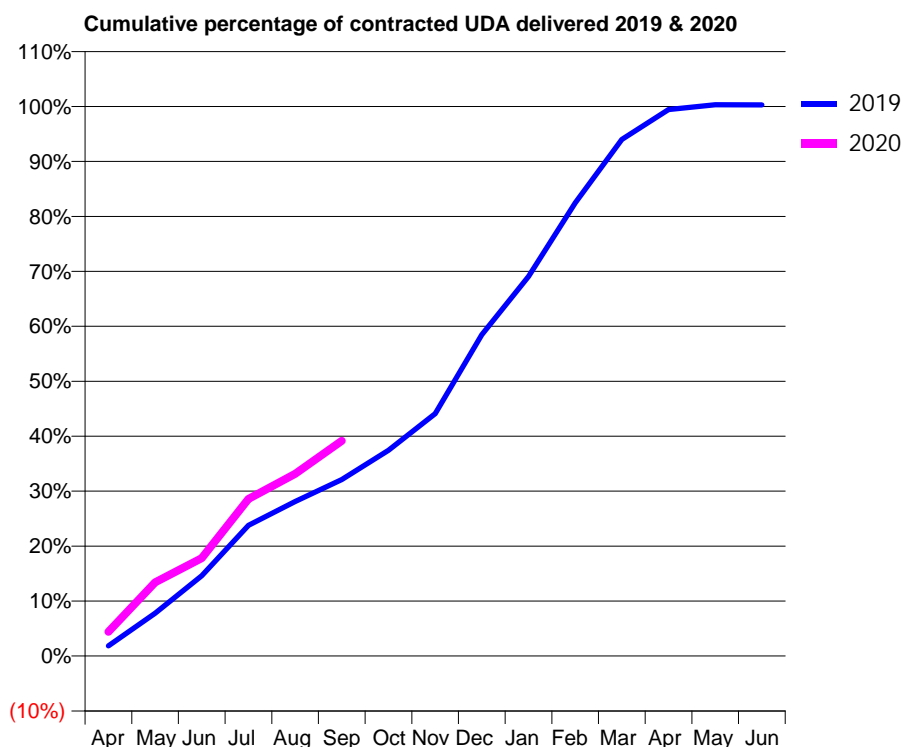
19/20 Contracted general activity (UDA)	12,952
Carry forward general activity (UDA)	0
19/20 Contracted orthodontic activity (UOA)	0
Carry forward orthodontic activity (UOA)	0
Baseline contract value	£312,969.91

ACCESS*

Patients seen in 24 months	Total	Change since previous quarter
Quarter ending September 2018	4,109	
Quarter ending December 2018	4,218	↑
Quarter ending March 2019	4,378	↑
Quarter ending June 2019	4,562	↑
Quarter ending September 2019	4,352	↓
Variance since September 2018	5.9%	↑



ACTIVITY



Month	Adjusted Scheduled Activity (UDA)	
	2019	2020
April	194	572
May	815	1,738
June	1,525	2,309
July	2,487	3,703
August	2,938	4,296
September	3,357	5,070
October	3,913	
November	4,610	
December	6,113	
January	7,219	
February	8,617	
March	9,825	
April	10,394	
May	10,484	
June	10,483	

QUALITY

	Quantity	Base Number	Contract	AT	Region	England
% of FP17s for the same patient ID Re-attending within 3 months - Children	21	510	4.1%	9.2%	10.8%	11.5%
% of FP17s for the same patient ID Re-attending within 3 months - Adults	236	2,049	11.5%	14.8%	15.2%	15.4%
% of FP17s for the same patient ID Re-attending between 3 & 9 months - Children	298	510	58.4%	61.5%	62.2%	59.7%
% of FP17s for the same patient ID Re-attending between 3 & 9 months - Adults	856	2,049	41.8%	52.4%	52.9%	51.7%
% of FP17s for Band 1 Urgent Courses	231	2,247	10.3%	9.3%	9.7%	9.2%
% of FP17s Relating to Free Repair or Replacements	1	2,247	0.0%	0.5%	0.6%	0.7%
% of FP17s Relating to Continuations	7	2,247	0.3%	0.7%	0.7%	0.8%
% of Patients satisfied with the dentistry they have received	8	10	80.0%	93.6%	93.6%	93.5%
% of Patients satisfied with the time they had to wait for an appointment	9	10	90.0%	88.5%	86.3%	87.4%

* This is based on patients treated on this contract for their most recent course of treatment. Figures in italics indicate the base number of FP17s or Patient Questionnaire responses are less than 100. N/A is shown where the base number of responses is less than 10 during the period. % is calculated as Quantity/Base number*100

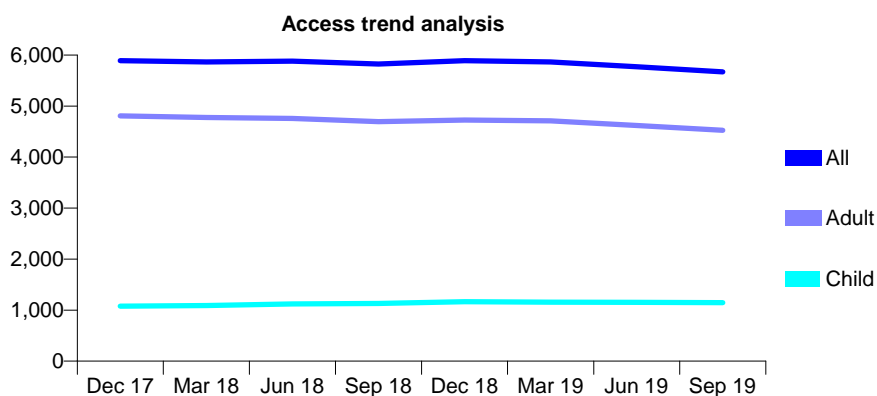
Q68 - Vital Signs At a Glance Contract Report for 937479/0003 - September 2019

Name or company name	Springfield Road Dental Surgery
Contract type name	GDS Contract
Purpose of contract	General
Contract start date	01/04/2006
Contract end date	

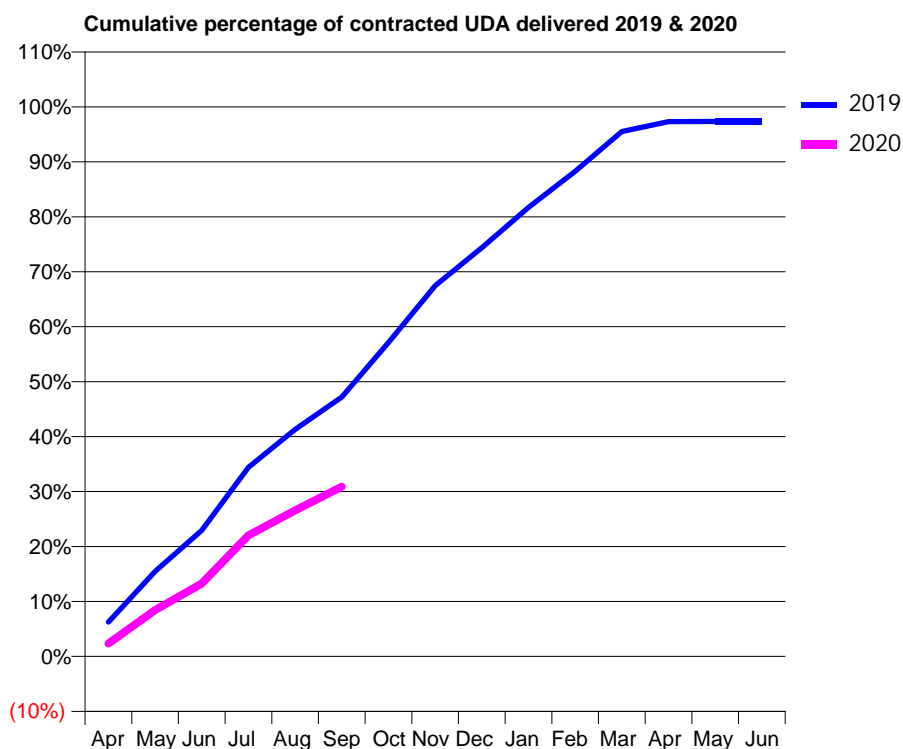
19/20 Contracted general activity (UDA)	19,978
Carry forward general activity (UDA)	531
19/20 Contracted orthodontic activity (UOA)	0
Carry forward orthodontic activity (UOA)	0
Baseline contract value	£487,774.65

ACCESS*

Patients seen in 24 months	Total	Change since previous quarter
Quarter ending September 2018	5,824	
Quarter ending December 2018	5,892	→
Quarter ending March 2019	5,866	→
Quarter ending June 2019	5,772	↓
Quarter ending September 2019	5,673	↓
Variance since September 2018	(2.6%)	↓



ACTIVITY



Month	2019	2020
April	1,248	468
May	3,094	1,684
June	4,583	2,652
July	6,876	4,402
August	8,252	5,311
September	9,425	6,171
October	11,408	
November	13,475	
December	14,858	
January	16,320	
February	17,635	
March	19,078	
April	19,443	
May	19,446	
June	19,446	

QUALITY

	Quantity	Base Number	Contract	AT	Region	England
% of FP17s for the same patient ID Re-attending within 3 months - Children	38	718	5.3%	9.2%	10.8%	11.5%
% of FP17s for the same patient ID Re-attending within 3 months - Adults	375	2,384	15.7%	14.8%	15.2%	15.4%
% of FP17s for the same patient ID Re-attending between 3 & 9 months - Children	467	718	65.0%	61.5%	62.2%	59.7%
% of FP17s for the same patient ID Re-attending between 3 & 9 months - Adults	1,298	2,384	54.4%	52.4%	52.9%	51.7%
% of FP17s for Band 1 Urgent Courses	378	2,962	12.8%	9.3%	9.7%	9.2%
% of FP17s Relating to Free Repair or Replacements	31	2,962	1.0%	0.5%	0.6%	0.7%
% of FP17s Relating to Continuations	21	2,962	0.7%	0.7%	0.7%	0.8%
% of Patients satisfied with the dentistry they have received	0	0	N/A	93.6%	93.6%	93.5%
% of Patients satisfied with the time they had to wait for an appointment	0	0	N/A	88.5%	86.3%	87.4%

* This is based on patients treated on this contract for their most recent course of treatment. Figures in italics indicate the base number of FP17s or Patient Questionnaire responses are less than 100. N/A is shown where the base number of responses is less than 10 during the period. % is calculated as Quantity/Base number*100

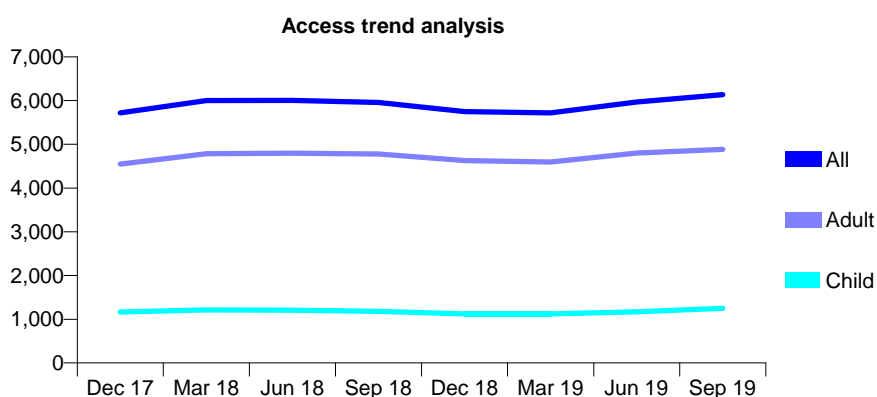
Q68 - Vital Signs At a Glance Contract Report for 939730/0001 - September 2019

Name or company name	Montpelier Dental Care
Contract type name	GDS Contract
Purpose of contract	General
Contract start date	01/04/2006
Contract end date	

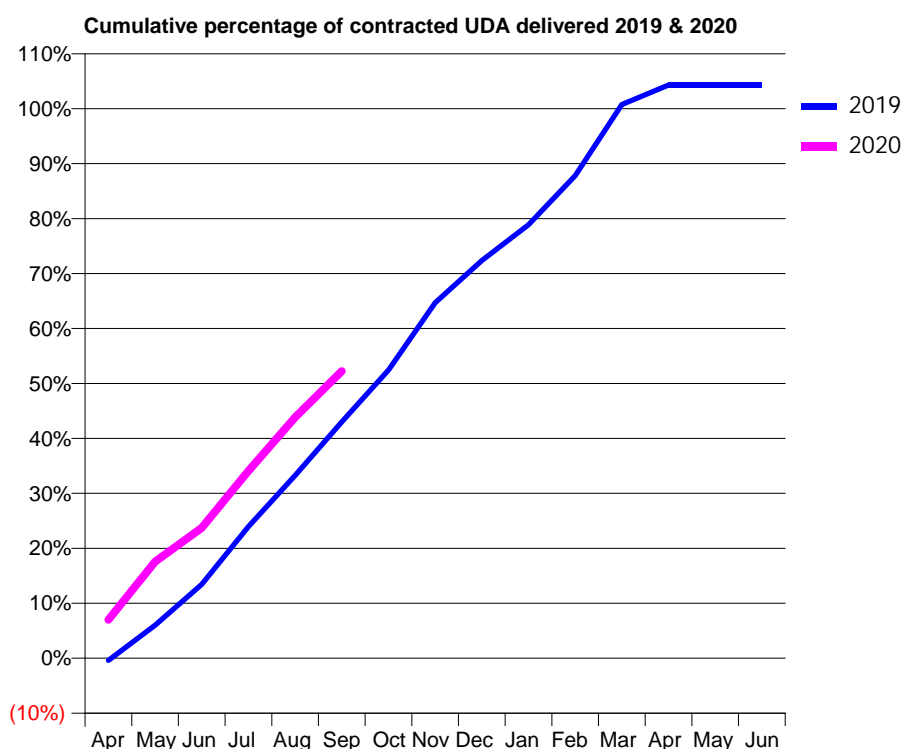
19/20 Contracted general activity (UDA)	16,305
Carry forward general activity (UDA)	0
19/20 Contracted orthodontic activity (UOA)	0
Carry forward orthodontic activity (UOA)	0
Baseline contract value	£449,011.99

ACCESS*

Patients seen in 24 months	Total	Change since previous quarter
Quarter ending September 2018	5,958	
Quarter ending December 2018	5,748	↓
Quarter ending March 2019	5,718	→
Quarter ending June 2019	5,967	↑
Quarter ending September 2019	6,135	↑
Variance since September 2018	3.0%	↑



ACTIVITY



Month	2019	2020
April	-71	1,141
May	979	2,867
June	2,190	3,868
July	3,908	5,557
August	5,428	7,149
September	7,014	8,515
October	8,550	
November	10,550	
December	11,798	
January	12,860	
February	14,318	
March	16,425	
April	17,004	
May	17,005	
June	17,006	

QUALITY

	Quantity	Base Number	Contract	AT	Region	England
% of FP17s for the same patient ID Re-attending within 3 months - Children	84	814	10.3%	9.2%	10.8%	11.5%
% of FP17s for the same patient ID Re-attending within 3 months - Adults	447	2,934	15.2%	14.8%	15.2%	15.4%
% of FP17s for the same patient ID Re-attending between 3 & 9 months - Children	291	814	35.7%	61.5%	62.2%	59.7%
% of FP17s for the same patient ID Re-attending between 3 & 9 months - Adults	992	2,934	33.8%	52.4%	52.9%	51.7%
% of FP17s for Band 1 Urgent Courses	521	3,540	14.7%	9.3%	9.7%	9.2%
% of FP17s Relating to Free Repair or Replacements	5	3,540	0.1%	0.5%	0.6%	0.7%
% of FP17s Relating to Continuations	57	3,540	1.6%	0.7%	0.7%	0.8%
% of Patients satisfied with the dentistry they have received	0	1	N/A	93.6%	93.6%	93.5%
% of Patients satisfied with the time they had to wait for an appointment	0	1	N/A	88.5%	86.3%	87.4%

* This is based on patients treated on this contract for their most recent course of treatment.

Figures in italics indicate the base number of FP17s or Patient Questionnaire responses are less than 100. N/A is shown where the base number of responses is less than 10 during the period. % is calculated as Quantity/Base number*100

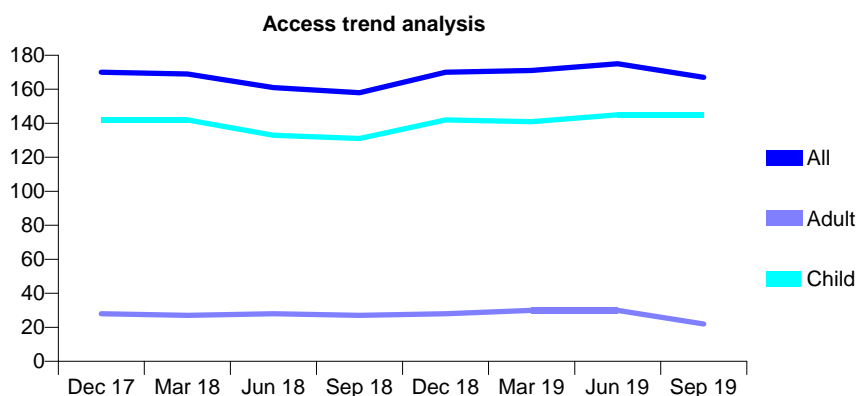
Q68 - Vital Signs At a Glance Contract Report for 940720/0001 - September 2019

Name or company name	MR CR GOVES
Contract type name	GDS Contract
Purpose of contract	General
Contract start date	01/04/2006
Contract end date	

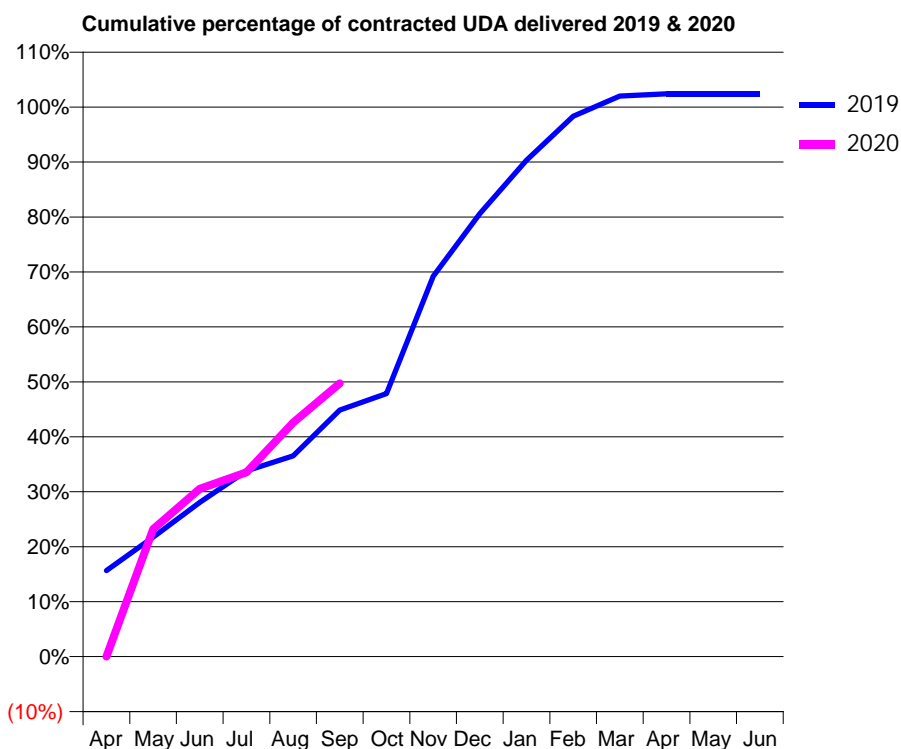
19/20 Contracted general activity (UDA)	300
Carry forward general activity (UDA)	0
19/20 Contracted orthodontic activity (UOA)	0
Carry forward orthodontic activity (UOA)	0
Baseline contract value	£6,918.11

ACCESS*

Patients seen in 24 months	Total	Change since previous quarter
Quarter ending September 2018	158	
Quarter ending December 2018	170	↑
Quarter ending March 2019	171	→
Quarter ending June 2019	175	↑
Quarter ending September 2019	167	↓
Variance since September 2018	5.7%	↑



ACTIVITY



Month	Adjusted Scheduled Activity (UDA)	
	2019	2020
April	47	0
May	65	70
June	84	92
July	101	101
August	110	128
September	135	149
October	144	
November	208	
December	242	
January	271	
February	295	
March	306	
April	307	
May	307	
June	307	

QUALITY

	Quantity	Base Number	Contract	AT	Region	England
% of FP17s for the same patient ID Re-attending within 3 months - Children	9	117	7.7%	9.2%	10.8%	11.5%
% of FP17s for the same patient ID Re-attending within 3 months - Adults	0	0	N/A	14.8%	15.2%	15.4%
% of FP17s for the same patient ID Re-attending between 3 & 9 months - Children	82	117	70.1%	61.5%	62.2%	59.7%
% of FP17s for the same patient ID Re-attending between 3 & 9 months - Adults	0	0	N/A	52.4%	52.9%	51.7%
% of FP17s for Band 1 Urgent Courses	6	116	5.2%	9.3%	9.7%	9.2%
% of FP17s Relating to Free Repair or Replacements	0	116	0.0%	0.5%	0.6%	0.7%
% of FP17s Relating to Continuations	0	116	0.0%	0.7%	0.7%	0.8%
% of Patients satisfied with the dentistry they have received	0	0	N/A	93.6%	93.6%	93.5%
% of Patients satisfied with the time they had to wait for an appointment	0	0	N/A	88.5%	86.3%	87.4%

* This is based on patients treated on this contract for their most recent course of treatment. Figures in italics indicate the base number of FP17s or Patient Questionnaire responses are less than 100. N/A is shown where the base number of responses is less than 10 during the period. % is calculated as Quantity/Base number*100

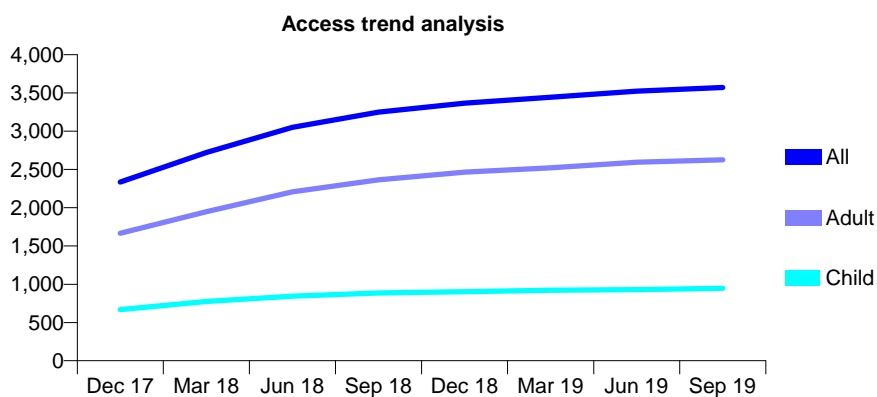
Q68 - Vital Signs At a Glance Contract Report for 941719/0001 - September 2019

Name or company name	MISS F SHAMELI
Contract type name	GDS Contract
Purpose of contract	General
Contract start date	01/04/2006
Contract end date	

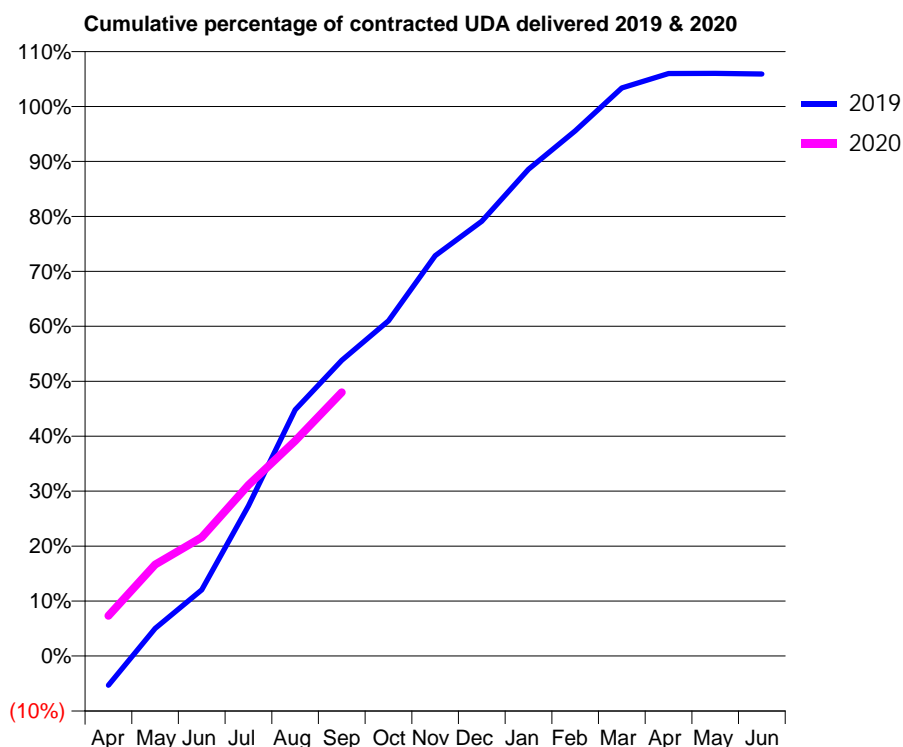
19/20 Contracted general activity (UDA)	7,000
Carry forward general activity (UDA)	0
19/20 Contracted orthodontic activity (UOA)	0
Carry forward orthodontic activity (UOA)	0
Baseline contract value	£170,994.67

ACCESS*

Patients seen in 24 months	Total	Change since previous quarter
Quarter ending September 2018	3,250	
Quarter ending December 2018	3,367	↑
Quarter ending March 2019	3,444	↑
Quarter ending June 2019	3,523	↑
Quarter ending September 2019	3,572	→
Variance since September 2018	9.9%	↑



ACTIVITY



Month	Adjusted Scheduled Activity (UDA)	
	2019	2020
April	-374	511
May	353	1,164
June	843	1,511
July	1,914	2,178
August	3,137	2,741
September	3,767	3,359
October	4,269	
November	5,100	
December	5,538	
January	6,199	
February	6,690	
March	7,236	
April	7,420	
May	7,421	
June	7,413	

QUALITY

	Quantity	Base Number	Contract	AT	Region	England
% of FP17s for the same patient ID Re-attending within 3 months - Children	29	560	5.2%	9.2%	10.8%	11.5%
% of FP17s for the same patient ID Re-attending within 3 months - Adults	131	1,305	10.0%	14.8%	15.2%	15.4%
% of FP17s for the same patient ID Re-attending between 3 & 9 months - Children	301	560	53.8%	61.5%	62.2%	59.7%
% of FP17s for the same patient ID Re-attending between 3 & 9 months - Adults	541	1,305	41.5%	52.4%	52.9%	51.7%
% of FP17s for Band 1 Urgent Courses	172	1,764	9.8%	9.3%	9.7%	9.2%
% of FP17s Relating to Free Repair or Replacements	8	1,764	0.5%	0.5%	0.6%	0.7%
% of FP17s Relating to Continuations	9	1,764	0.5%	0.7%	0.7%	0.8%
% of Patients satisfied with the dentistry they have received	0	0	N/A	93.6%	93.6%	93.5%
% of Patients satisfied with the time they had to wait for an appointment	0	0	N/A	88.5%	86.3%	87.4%

* This is based on patients treated on this contract for their most recent course of treatment. Figures in italics indicate the base number of FP17s or Patient Questionnaire responses are less than 100. N/A is shown where the base number of responses is less than 10 during the period. % is calculated as Quantity/Base number*100

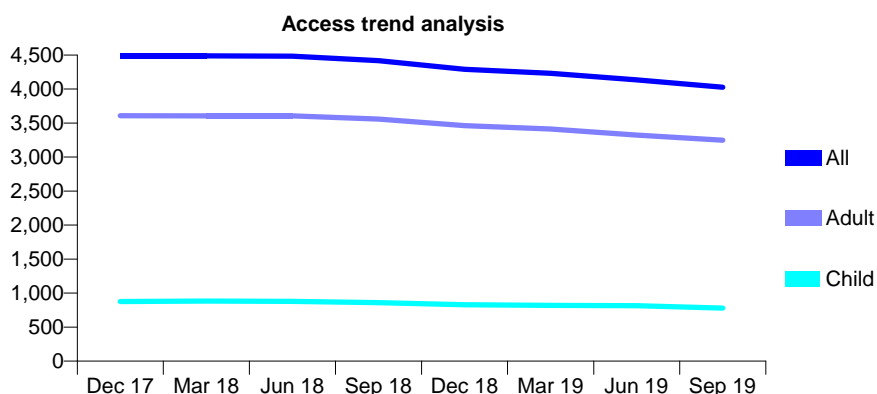
Q68 - Vital Signs At a Glance Contract Report for 941964/0001 - September 2019

Name or company name	MR C OUALI
Contract type name	GDS Contract
Purpose of contract	General
Contract start date	17/06/2011
Contract end date	

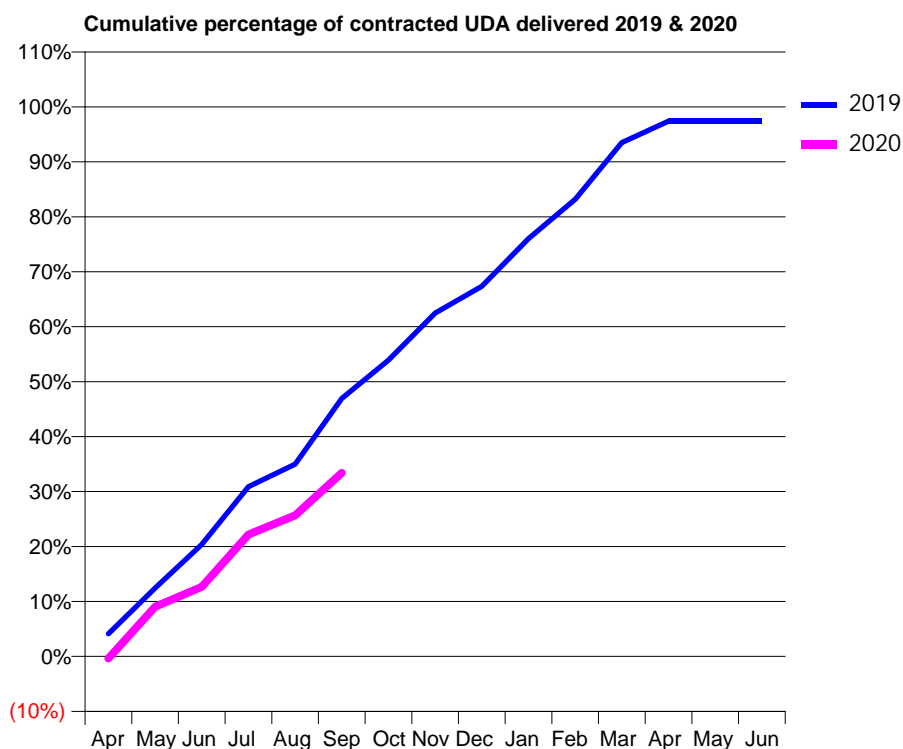
19/20 Contracted general activity (UDA)	13,410
Carry forward general activity (UDA)	349
19/20 Contracted orthodontic activity (UOA)	0
Carry forward orthodontic activity (UOA)	0
Baseline contract value	£372,928.06

ACCESS*

Patients seen in 24 months	Total	Change since previous quarter
Quarter ending September 2018	4,418	
Quarter ending December 2018	4,291	↓
Quarter ending March 2019	4,232	↓
Quarter ending June 2019	4,137	↓
Quarter ending September 2019	4,027	↓
Variance since September 2018	(8.9%)	↓



ACTIVITY



Month	2019	2020
April	552	-52
May	1,670	1,211
June	2,731	1,698
July	4,140	2,976
August	4,696	3,442
September	6,294	4,479
October	7,228	
November	8,379	
December	9,031	
January	10,194	
February	11,157	
March	12,536	
April	13,061	
May	13,061	
June	13,061	

QUALITY

	Quantity	Base Number	Contract	AT	Region	England
% of FP17s for the same patient ID Re-attending within 3 months - Children	37	598	6.2%	9.2%	10.8%	11.5%
% of FP17s for the same patient ID Re-attending within 3 months - Adults	333	2,440	13.6%	14.8%	15.2%	15.4%
% of FP17s for the same patient ID Re-attending between 3 & 9 months - Children	421	598	70.4%	61.5%	62.2%	59.7%
% of FP17s for the same patient ID Re-attending between 3 & 9 months - Adults	1,614	2,440	66.1%	52.4%	52.9%	51.7%
% of FP17s for Band 1 Urgent Courses	183	2,790	6.6%	9.3%	9.7%	9.2%
% of FP17s Relating to Free Repair or Replacements	16	2,790	0.6%	0.5%	0.6%	0.7%
% of FP17s Relating to Continuations	0	2,790	0.0%	0.7%	0.7%	0.8%
% of Patients satisfied with the dentistry they have received	0	0	N/A	93.6%	93.6%	93.5%
% of Patients satisfied with the time they had to wait for an appointment	0	0	N/A	88.5%	86.3%	87.4%

* This is based on patients treated on this contract for their most recent course of treatment. Figures in italics indicate the base number of FP17s or Patient Questionnaire responses are less than 100. N/A is shown where the base number of responses is less than 10 during the period. % is calculated as Quantity/Base number*100

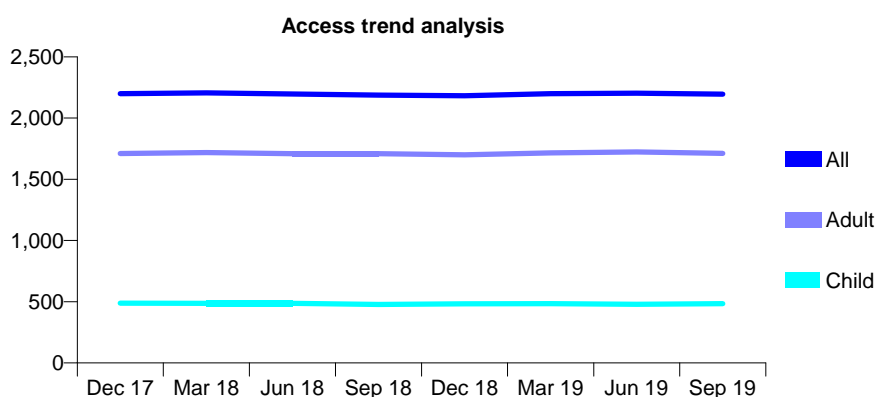
Q68 - Vital Signs At a Glance Contract Report for 946273/0001 - September 2019

Name or company name	MR M GHOLAMI
Contract type name	GDS Contract
Purpose of contract	General
Contract start date	01/04/2006
Contract end date	

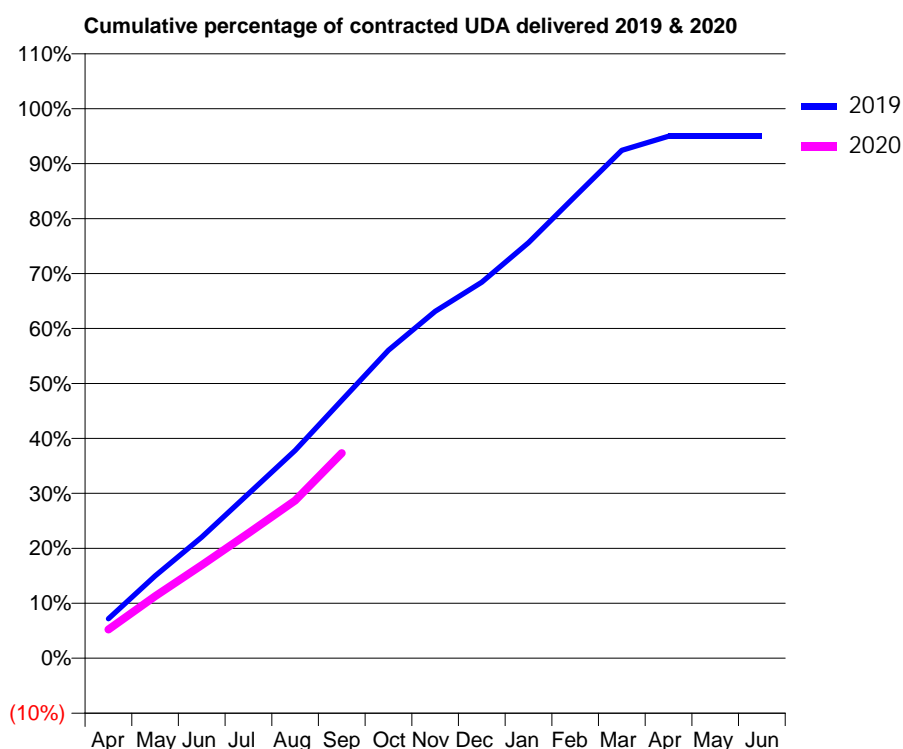
19/20 Contracted general activity (UDA)	9,495
Carry forward general activity (UDA)	0
19/20 Contracted orthodontic activity (UOA)	0
Carry forward orthodontic activity (UOA)	0
Baseline contract value	£262,459.95

ACCESS*

Patients seen in 24 months	Total	Change since previous quarter
Quarter ending September 2018	2,188	
Quarter ending December 2018	2,183	→
Quarter ending March 2019	2,200	→
Quarter ending June 2019	2,203	→
Quarter ending September 2019	2,196	→
Variance since September 2018	0.4%	→



ACTIVITY



Month	2019	2020
April	681	497
May	1,422	1,073
June	2,093	1,610
July	2,843	2,159
August	3,590	2,725
September	4,457	3,545
October	5,322	
November	5,995	
December	6,495	
January	7,180	
February	7,983	
March	8,775	
April	9,020	
May	9,020	
June	9,020	

QUALITY

	Quantity	Base Number	Contract	AT	Region	England
% of FP17s for the same patient ID Re-attending within 3 months - Children	8	355	2.3%	9.2%	10.8%	11.5%
% of FP17s for the same patient ID Re-attending within 3 months - Adults	151	1,327	11.4%	14.8%	15.2%	15.4%
% of FP17s for the same patient ID Re-attending between 3 & 9 months - Children	244	355	68.7%	61.5%	62.2%	59.7%
% of FP17s for the same patient ID Re-attending between 3 & 9 months - Adults	901	1,327	67.9%	52.4%	52.9%	51.7%
% of FP17s for Band 1 Urgent Courses	54	1,594	3.4%	9.3%	9.7%	9.2%
% of FP17s Relating to Free Repair or Replacements	0	1,594	0.0%	0.5%	0.6%	0.7%
% of FP17s Relating to Continuations	19	1,594	1.2%	0.7%	0.7%	0.8%
% of Patients satisfied with the dentistry they have received	1	1	N/A	93.6%	93.6%	93.5%
% of Patients satisfied with the time they had to wait for an appointment	1	1	N/A	88.5%	86.3%	87.4%

* This is based on patients treated on this contract for their most recent course of treatment.

Figures in italics indicate the base number of FP17s or Patient Questionnaire responses are less than 100. N/A is shown where the base number of responses is less than 10 during the period. % is calculated as Quantity/Base number*100

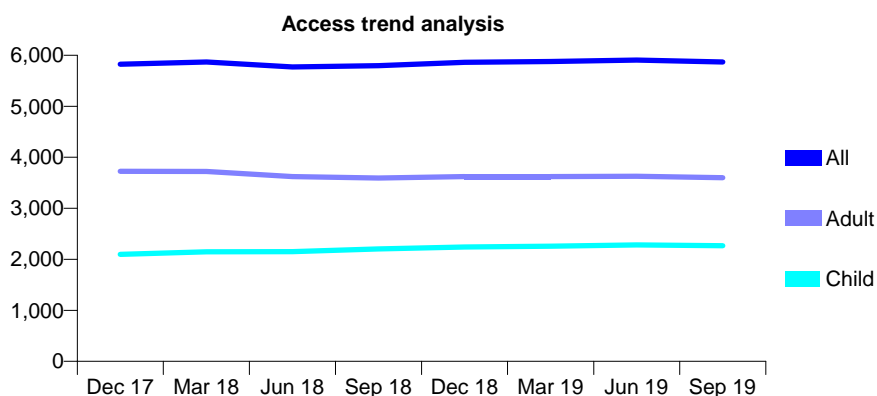
Q68 - Vital Signs At a Glance Contract Report for 947822/0001 - September 2019

Name or company name	MR HS DHALIWAL
Contract type name	GDS Contract
Purpose of contract	General
Contract start date	01/04/2009
Contract end date	

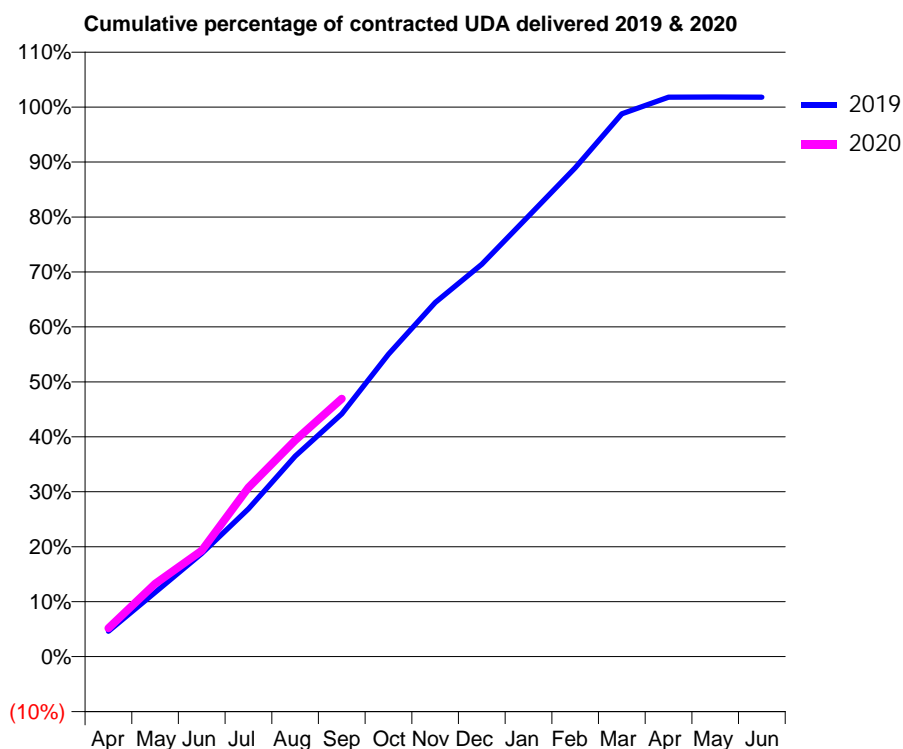
19/20 Contracted general activity (UDA)	13,500
Carry forward general activity (UDA)	0
19/20 Contracted orthodontic activity (UOA)	0
Carry forward orthodontic activity (UOA)	0
Baseline contract value	£375,441.14

ACCESS*

Patients seen in 24 months	Total	Change since previous quarter
Quarter ending September 2018	5,795	
Quarter ending December 2018	5,862	→
Quarter ending March 2019	5,878	→
Quarter ending June 2019	5,907	→
Quarter ending September 2019	5,869	→
Variance since September 2018	1.3%	→



ACTIVITY



Month	Adjusted Scheduled Activity (UDA)	
	2019	2020
April	623	698
May	1,580	1,790
June	2,534	2,606
July	3,632	4,152
August	4,927	5,312
September	5,965	6,336
October	7,428	
November	8,699	
December	9,639	
January	10,823	
February	12,008	
March	13,331	
April	13,741	
May	13,743	
June	13,740	

QUALITY

	Quantity	Base Number	Contract	AT	Region	England
% of FP17s for the same patient ID Re-attending within 3 months - Children	103	1,618	6.4%	9.2%	10.8%	11.5%
% of FP17s for the same patient ID Re-attending within 3 months - Adults	327	2,330	14.0%	14.8%	15.2%	15.4%
% of FP17s for the same patient ID Re-attending between 3 & 9 months - Children	1,026	1,618	63.4%	61.5%	62.2%	59.7%
% of FP17s for the same patient ID Re-attending between 3 & 9 months - Adults	1,216	2,330	52.2%	52.4%	52.9%	51.7%
% of FP17s for Band 1 Urgent Courses	361	3,733	9.7%	9.3%	9.7%	9.2%
% of FP17s Relating to Free Repair or Replacements	26	3,733	0.7%	0.5%	0.6%	0.7%
% of FP17s Relating to Continuations	14	3,733	0.4%	0.7%	0.7%	0.8%
% of Patients satisfied with the dentistry they have received	4	4	N/A	93.6%	93.6%	93.5%
% of Patients satisfied with the time they had to wait for an appointment	4	4	N/A	88.5%	86.3%	87.4%

* This is based on patients treated on this contract for their most recent course of treatment. Figures in italics indicate the base number of FP17s or Patient Questionnaire responses are less than 100. N/A is shown where the base number of responses is less than 10 during the period. % is calculated as Quantity/Base number*100

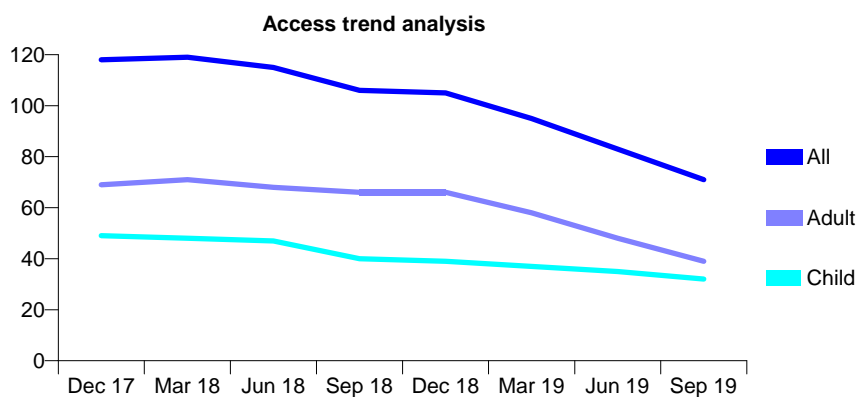
Q68 - Vital Signs At a Glance Contract Report for 949469/0001 - September 2019

Name or company name	MR HC PAGE
Contract type name	GDS Contract
Purpose of contract	General
Contract start date	01/10/2010
Contract end date	30/11/2019

19/20 Contracted general activity (UDA)	141
Carry forward general activity (UDA)	0
19/20 Contracted orthodontic activity (UOA)	0
Carry forward orthodontic activity (UOA)	0
Baseline contract value	£4,309.56

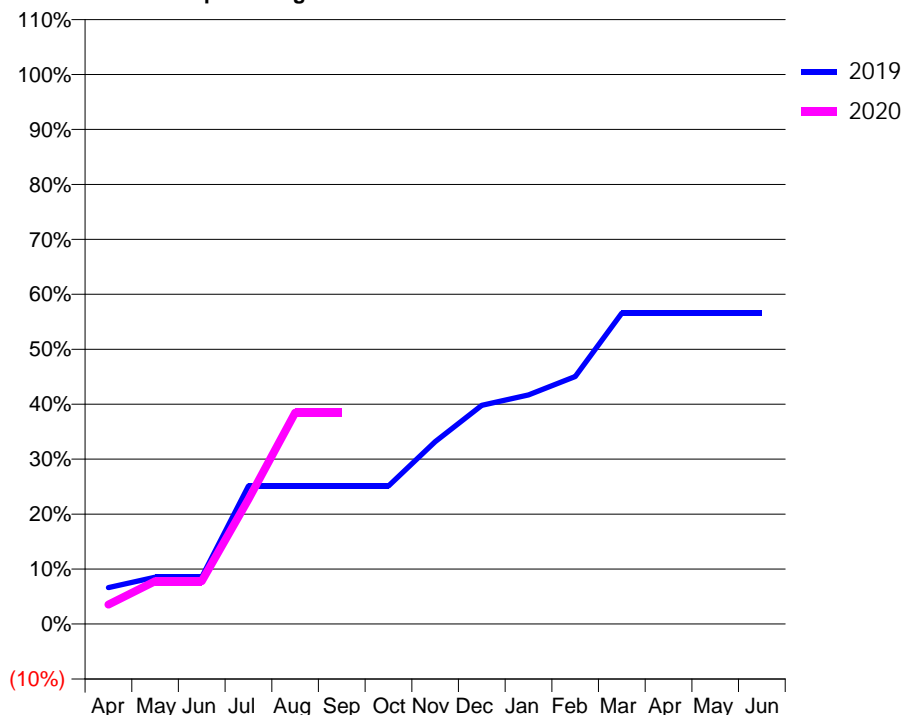
ACCESS*

Patients seen in 24 months	Total	Change since previous quarter
Quarter ending September 2018	106	
Quarter ending December 2018	105	→
Quarter ending March 2019	95	↓
Quarter ending June 2019	83	↓
Quarter ending September 2019	71	↓
Variance since September 2018	(33.0%)	↓



ACTIVITY

Cumulative percentage of contracted UDA delivered 2019 & 2020



Adjusted Scheduled Activity (UDA)

Month	2019	2020
April	14	5
May	18	11
June	18	11
July	53	32
August	53	54
September	53	54
October	53	-
November	70	-
December	84	-
January	88	-
February	95	-
March	119	-
April	119	-
May	119	-
June	119	-

QUALITY

	Quantity	Base Number	Contract	AT	Region	England
% of FP17s for the same patient ID Re-attending within 3 months - Children	1	20	5.0%	9.2%	10.8%	11.5%
% of FP17s for the same patient ID Re-attending within 3 months - Adults	0	11	0.0%	14.8%	15.2%	15.4%
% of FP17s for the same patient ID Re-attending between 3 & 9 months - Children	9	20	45.0%	61.5%	62.2%	59.7%
% of FP17s for the same patient ID Re-attending between 3 & 9 months - Adults	5	11	45.5%	52.4%	52.9%	51.7%
% of FP17s for Band 1 Urgent Courses	1	31	3.2%	9.3%	9.7%	9.2%
% of FP17s Relating to Free Repair or Replacements	0	31	0.0%	0.5%	0.6%	0.7%
% of FP17s Relating to Continuations	0	31	0.0%	0.7%	0.7%	0.8%
% of Patients satisfied with the dentistry they have received	0	0	N/A	93.6%	93.6%	93.5%
% of Patients satisfied with the time they had to wait for an appointment	0	0	N/A	88.5%	86.3%	87.4%

* This is based on patients treated on this contract for their most recent course of treatment.

Figures in italics indicate the base number of FP17s or Patient Questionnaire responses are less than 100. N/A is shown where the base number of responses is less than 10 during the period. % is calculated as Quantity/Base number*100

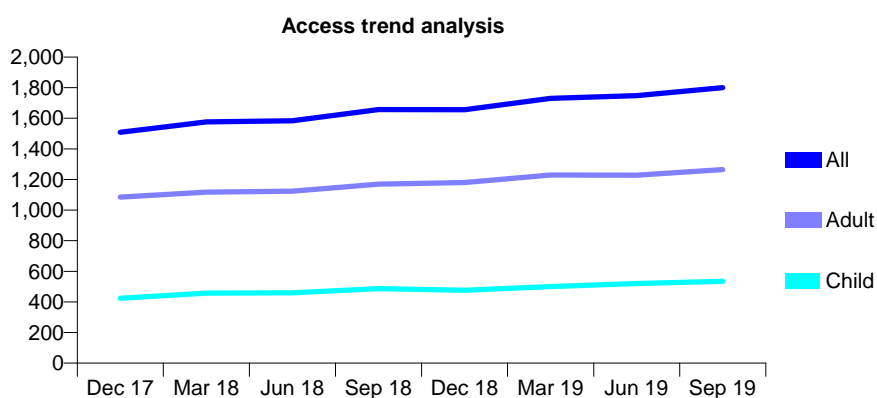
Q68 - Vital Signs At a Glance Contract Report for 949973/0001 - September 2019

Name or company name	MR A DARGAHI
Contract type name	GDS Contract
Purpose of contract	General
Contract start date	01/04/2006
Contract end date	

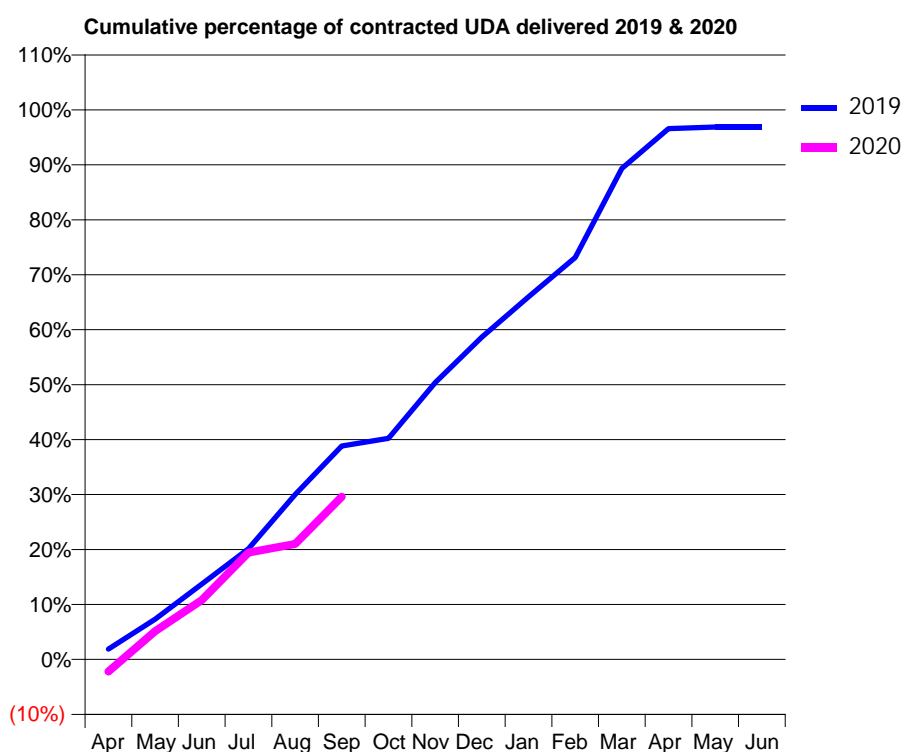
19/20 Contracted general activity (UDA)	5,000
Carry forward general activity (UDA)	155
19/20 Contracted orthodontic activity (UOA)	0
Carry forward orthodontic activity (UOA)	0
Baseline contract value	£148,252.93

ACCESS*

Patients seen in 24 months	Total	Change since previous quarter
Quarter ending September 2018	1,657	
Quarter ending December 2018	1,656	→
Quarter ending March 2019	1,730	↑
Quarter ending June 2019	1,748	→
Quarter ending September 2019	1,800	↑
Variance since September 2018	8.6%	↑



ACTIVITY



Month	2019	2020
April	94	-111
May	366	258
June	685	540
July	1,006	973
August	1,501	1,051
September	1,942	1,479
October	2,011	
November	2,518	
December	2,932	
January	3,299	
February	3,656	
March	4,466	
April	4,828	
May	4,844	
June	4,844	

QUALITY

	Quantity	Base Number	Contract	AT	Region	England
% of FP17s for the same patient ID Re-attending within 3 months - Children	22	374	5.9%	9.2%	10.8%	11.5%
% of FP17s for the same patient ID Re-attending within 3 months - Adults	55	616	8.9%	14.8%	15.2%	15.4%
% of FP17s for the same patient ID Re-attending between 3 & 9 months - Children	226	374	60.4%	61.5%	62.2%	59.7%
% of FP17s for the same patient ID Re-attending between 3 & 9 months - Adults	332	616	53.9%	52.4%	52.9%	51.7%
% of FP17s for Band 1 Urgent Courses	67	876	7.6%	9.3%	9.7%	9.2%
% of FP17s Relating to Free Repair or Replacements	1	876	0.1%	0.5%	0.6%	0.7%
% of FP17s Relating to Continuations	3	876	0.3%	0.7%	0.7%	0.8%
% of Patients satisfied with the dentistry they have received	0	0	N/A	93.6%	93.6%	93.5%
% of Patients satisfied with the time they had to wait for an appointment	0	0	N/A	88.5%	86.3%	87.4%

* This is based on patients treated on this contract for their most recent course of treatment. Figures in italics indicate the base number of FP17s or Patient Questionnaire responses are less than 100. N/A is shown where the base number of responses is less than 10 during the period. % is calculated as Quantity/Base number*100

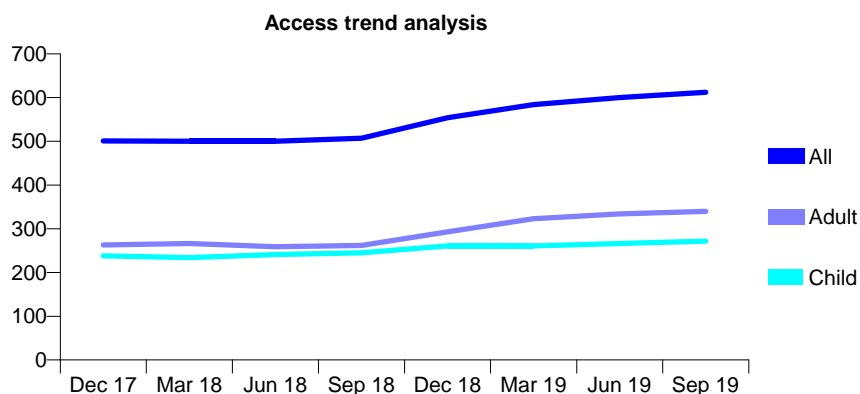
Q68 - Vital Signs At a Glance Contract Report for 953156/0001 - September 2019

Name or company name	Mr QG Omondi
Contract type name	GDS Contract
Purpose of contract	General
Contract start date	01/10/2012
Contract end date	

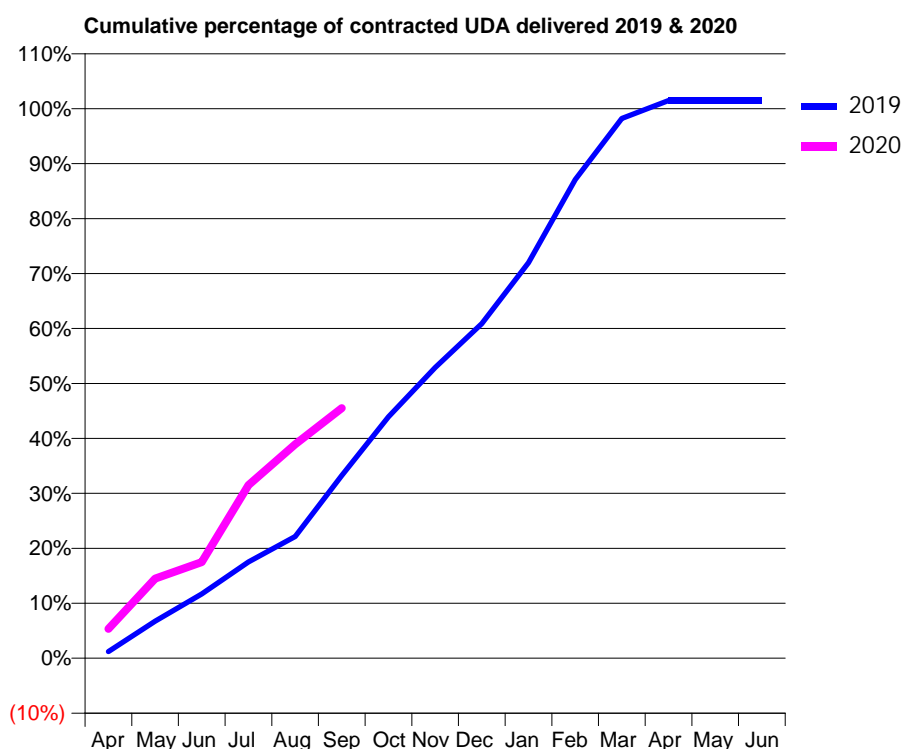
19/20 Contracted general activity (UDA)	1,666
Carry forward general activity (UDA)	0
19/20 Contracted orthodontic activity (UOA)	0
Carry forward orthodontic activity (UOA)	0
Baseline contract value	£38,320.43

ACCESS*

Patients seen in 24 months	Total	Change since previous quarter
Quarter ending September 2018	507	
Quarter ending December 2018	554	↑
Quarter ending March 2019	584	↑
Quarter ending June 2019	600	↑
Quarter ending September 2019	612	↑
Variance since September 2018	20.7%	↑



ACTIVITY



Month	2019	2020
April	20	89
May	112	241
June	195	291
July	292	525
August	369	648
September	554	758
October	732	
November	881	
December	1,014	
January	1,199	
February	1,451	
March	1,636	
April	1,691	
May	1,691	
June	1,691	

QUALITY

	Quantity	Base Number	Contract	AT	Region	England
% of FP17s for the same patient ID Re-attending within 3 months - Children	7	174	4.0%	9.2%	10.8%	11.5%
% of FP17s for the same patient ID Re-attending within 3 months - Adults	18	209	8.6%	14.8%	15.2%	15.4%
% of FP17s for the same patient ID Re-attending between 3 & 9 months - Children	104	174	59.8%	61.5%	62.2%	59.7%
% of FP17s for the same patient ID Re-attending between 3 & 9 months - Adults	127	209	60.8%	52.4%	52.9%	51.7%
% of FP17s for Band 1 Urgent Courses	7	364	1.9%	9.3%	9.7%	9.2%
% of FP17s Relating to Free Repair or Replacements	1	364	0.3%	0.5%	0.6%	0.7%
% of FP17s Relating to Continuations	0	364	0.0%	0.7%	0.7%	0.8%
% of Patients satisfied with the dentistry they have received	1	1	N/A	93.6%	93.6%	93.5%
% of Patients satisfied with the time they had to wait for an appointment	1	1	N/A	88.5%	86.3%	87.4%

* This is based on patients treated on this contract for their most recent course of treatment.

Figures in italics indicate the base number of FP17s or Patient Questionnaire responses are less than 100. N/A is shown where the base number of responses is less than 10 during the period. % is calculated as Quantity/Base number*100

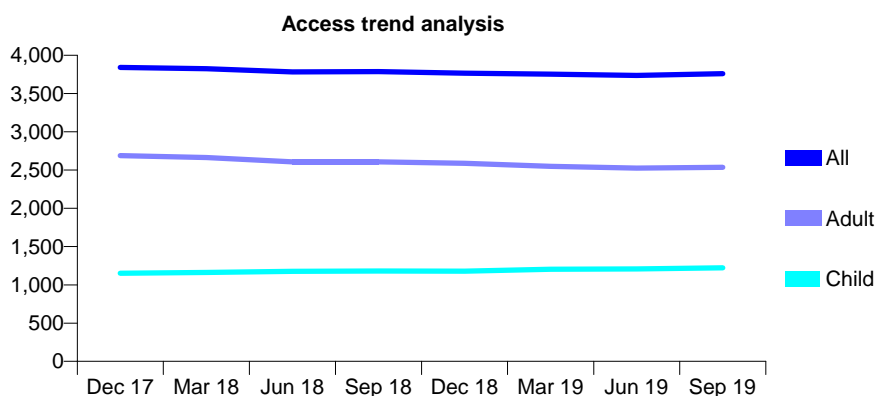
Q68 - Vital Signs At a Glance Contract Report for 959391/0001 - September 2019

Name or company name	MR MM BADRBEIGI
Contract type name	GDS Contract
Purpose of contract	General
Contract start date	01/04/2006
Contract end date	

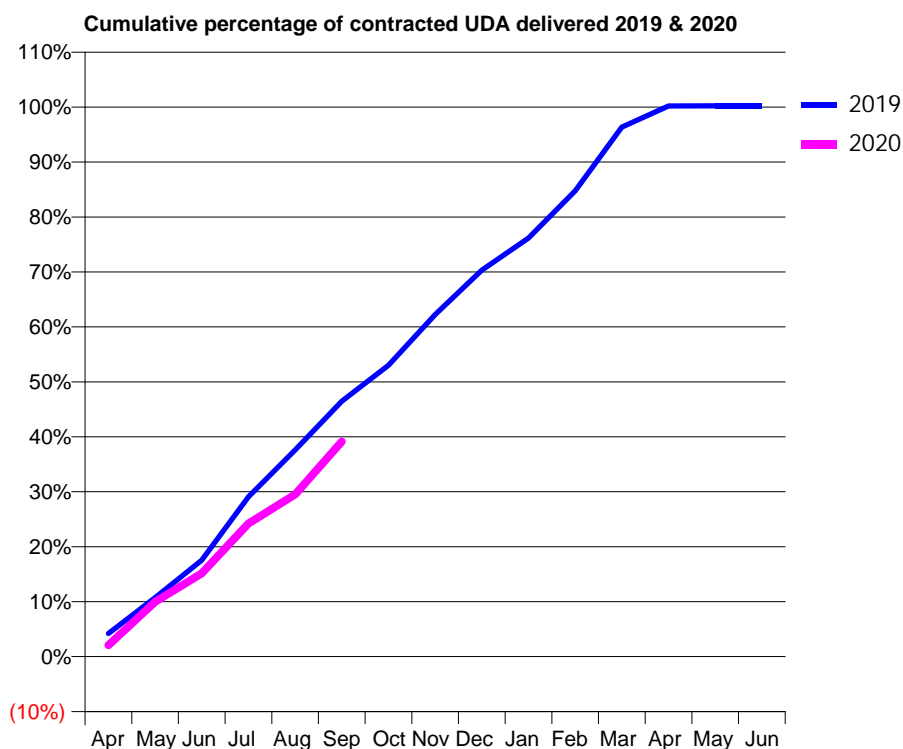
19/20 Contracted general activity (UDA)	12,138
Carry forward general activity (UDA)	0
19/20 Contracted orthodontic activity (UOA)	0
Carry forward orthodontic activity (UOA)	0
Baseline contract value	£328,286.38

ACCESS*

Patients seen in 24 months	Total	Change since previous quarter
Quarter ending September 2018	3,787	
Quarter ending December 2018	3,766	→
Quarter ending March 2019	3,753	→
Quarter ending June 2019	3,736	→
Quarter ending September 2019	3,759	→
Variance since September 2018	(0.7%)	→



ACTIVITY



Month	Adjusted Scheduled Activity (UDA)	
	2019	2020
April	510	252
May	1,302	1,211
June	2,132	1,840
July	3,531	2,941
August	4,563	3,584
September	5,640	4,748
October	6,436	
November	7,558	
December	8,534	
January	9,244	
February	10,288	
March	11,695	
April	12,160	
May	12,165	
June	12,165	

QUALITY

	Quantity	Base Number	Contract	AT	Region	England
% of FP17s for the same patient ID Re-attending within 3 months - Children	38	852	4.5%	9.2%	10.8%	11.5%
% of FP17s for the same patient ID Re-attending within 3 months - Adults	221	1,544	14.3%	14.8%	15.2%	15.4%
% of FP17s for the same patient ID Re-attending between 3 & 9 months - Children	512	852	60.1%	61.5%	62.2%	59.7%
% of FP17s for the same patient ID Re-attending between 3 & 9 months - Adults	830	1,544	53.8%	52.4%	52.9%	51.7%
% of FP17s for Band 1 Urgent Courses	121	2,220	5.5%	9.3%	9.7%	9.2%
% of FP17s Relating to Free Repair or Replacements	2	2,220	0.1%	0.5%	0.6%	0.7%
% of FP17s Relating to Continuations	5	2,220	0.2%	0.7%	0.7%	0.8%
% of Patients satisfied with the dentistry they have received	2	2	N/A	93.6%	93.6%	93.5%
% of Patients satisfied with the time they had to wait for an appointment	2	2	N/A	88.5%	86.3%	87.4%

* This is based on patients treated on this contract for their most recent course of treatment. Figures in italics indicate the base number of FP17s or Patient Questionnaire responses are less than 100. N/A is shown where the base number of responses is less than 10 during the period. % is calculated as Quantity/Base number*100

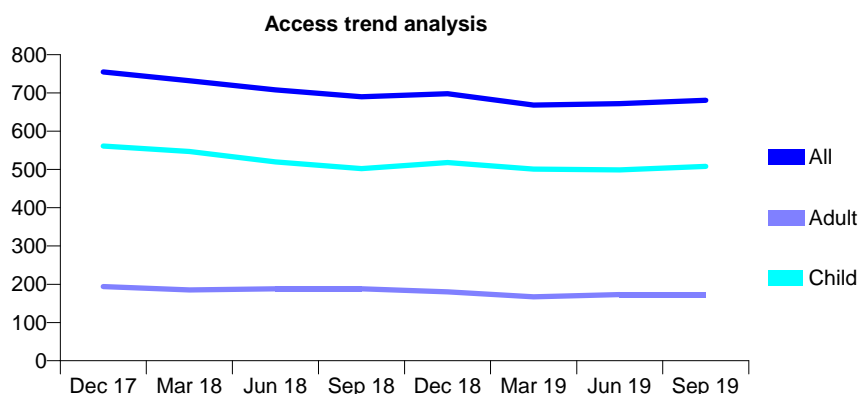
Q68 - Vital Signs At a Glance Contract Report for 960365/0001 - September 2019

Name or company name	MRS N HEIDARI-ROBINSON
Contract type name	GDS Contract
Purpose of contract	General
Contract start date	01/04/2012
Contract end date	

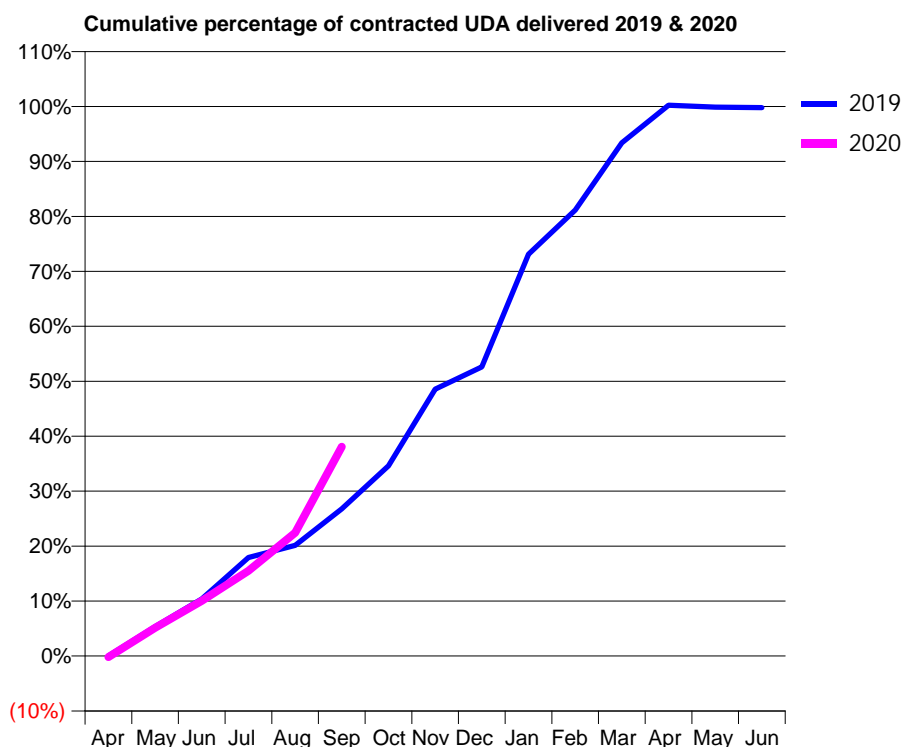
19/20 Contracted general activity (UDA)	3,300
Carry forward general activity (UDA)	7
19/20 Contracted orthodontic activity (UOA)	0
Carry forward orthodontic activity (UOA)	0
Baseline contract value	£83,846.84

ACCESS*

Patients seen in 24 months	Total	Change since previous quarter
Quarter ending September 2018	690	
Quarter ending December 2018	698	→
Quarter ending March 2019	668	↓
Quarter ending June 2019	672	→
Quarter ending September 2019	681	→
Variance since September 2018	(1.3%)	↓



ACTIVITY



Month	Adjusted Scheduled Activity (UDA)	
	2019	2020
April	0	-7
May	176	170
June	342	331
July	591	512
August	664	740
September	884	1,257
October	1,142	
November	1,603	
December	1,737	
January	2,412	
February	2,679	
March	3,082	
April	3,308	
May	3,296	
June	3,293	

QUALITY

	Quantity	Base Number	Contract	AT	Region	England
% of FP17s for the same patient ID Re-attending within 3 months - Children	113	513	22.0%	9.2%	10.8%	11.5%
% of FP17s for the same patient ID Re-attending within 3 months - Adults	32	123	26.0%	14.8%	15.2%	15.4%
% of FP17s for the same patient ID Re-attending between 3 & 9 months - Children	319	513	62.2%	61.5%	62.2%	59.7%
% of FP17s for the same patient ID Re-attending between 3 & 9 months - Adults	51	123	41.5%	52.4%	52.9%	51.7%
% of FP17s for Band 1 Urgent Courses	24	558	4.3%	9.3%	9.7%	9.2%
% of FP17s Relating to Free Repair or Replacements	0	558	0.0%	0.5%	0.6%	0.7%
% of FP17s Relating to Continuations	1	558	0.2%	0.7%	0.7%	0.8%
% of Patients satisfied with the dentistry they have received	0	0	N/A	93.6%	93.6%	93.5%
% of Patients satisfied with the time they had to wait for an appointment	0	0	N/A	88.5%	86.3%	87.4%

* This is based on patients treated on this contract for their most recent course of treatment. Figures in italics indicate the base number of FP17s or Patient Questionnaire responses are less than 100. N/A is shown where the base number of responses is less than 10 during the period. % is calculated as Quantity/Base number*100

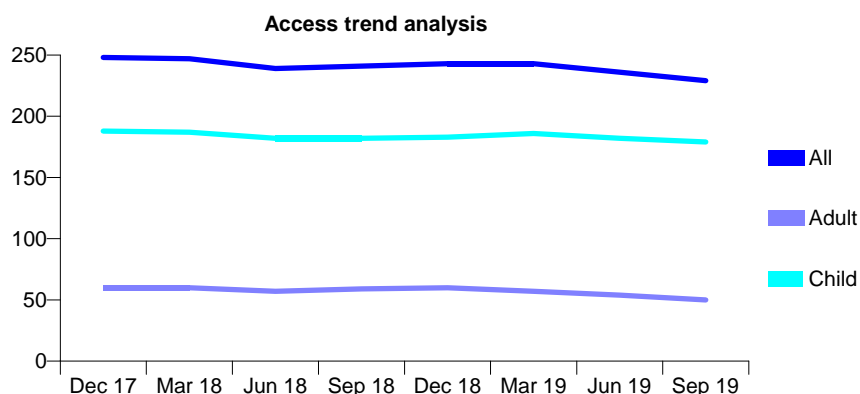
Q68 - Vital Signs At a Glance Contract Report for 963712/0001 - September 2019

Name or company name	MR RJ FRANCSICS
Contract type name	GDS Contract
Purpose of contract	General
Contract start date	01/06/2012
Contract end date	

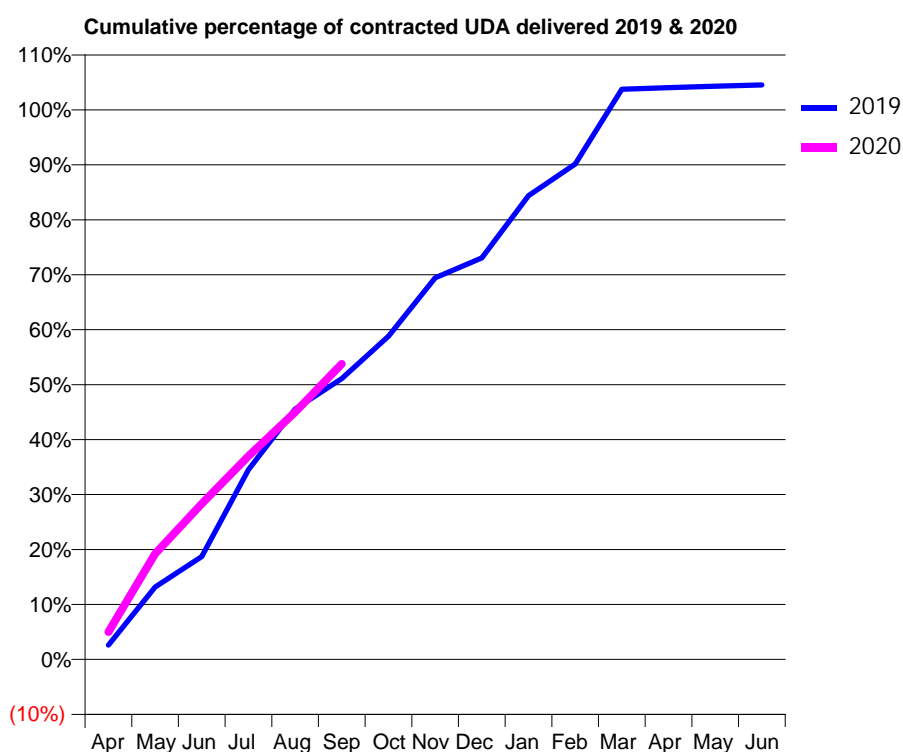
19/20 Contracted general activity (UDA)	420
Carry forward general activity (UDA)	0
19/20 Contracted orthodontic activity (UOA)	0
Carry forward orthodontic activity (UOA)	0
Baseline contract value	£10,341.50

ACCESS*

Patients seen in 24 months	Total	Change since previous quarter
Quarter ending September 2018	241	
Quarter ending December 2018	243	→
Quarter ending March 2019	243	→
Quarter ending June 2019	236	↓
Quarter ending September 2019	229	↓
Variance since September 2018	(5.0%)	↓



ACTIVITY



Adjusted Scheduled Activity (UDA)		
Month	2019	2020
April	11	21
May	55	81
June	79	119
July	145	155
August	191	189
September	215	226
October	247	
November	292	
December	307	
January	354	
February	379	
March	436	
April	437	
May	438	
June	439	

QUALITY

	Quantity	Base Number	Contract	AT	Region	England
% of FP17s for the same patient ID Re-attending within 3 months - Children	5	97	5.2%	9.2%	10.8%	11.5%
% of FP17s for the same patient ID Re-attending within 3 months - Adults	9	29	31.0%	14.8%	15.2%	15.4%
% of FP17s for the same patient ID Re-attending between 3 & 9 months - Children	52	97	53.6%	61.5%	62.2%	59.7%
% of FP17s for the same patient ID Re-attending between 3 & 9 months - Adults	12	29	41.4%	52.4%	52.9%	51.7%
% of FP17s for Band 1 Urgent Courses	14	120	11.7%	9.3%	9.7%	9.2%
% of FP17s Relating to Free Repair or Replacements	0	120	0.0%	0.5%	0.6%	0.7%
% of FP17s Relating to Continuations	0	120	0.0%	0.7%	0.7%	0.8%
% of Patients satisfied with the dentistry they have received	0	0	N/A	93.6%	93.6%	93.5%
% of Patients satisfied with the time they had to wait for an appointment	0	0	N/A	88.5%	86.3%	87.4%

* This is based on patients treated on this contract for their most recent course of treatment. Figures in italics indicate the base number of FP17s or Patient Questionnaire responses are less than 100. N/A is shown where the base number of responses is less than 10 during the period. % is calculated as Quantity/Base number*100

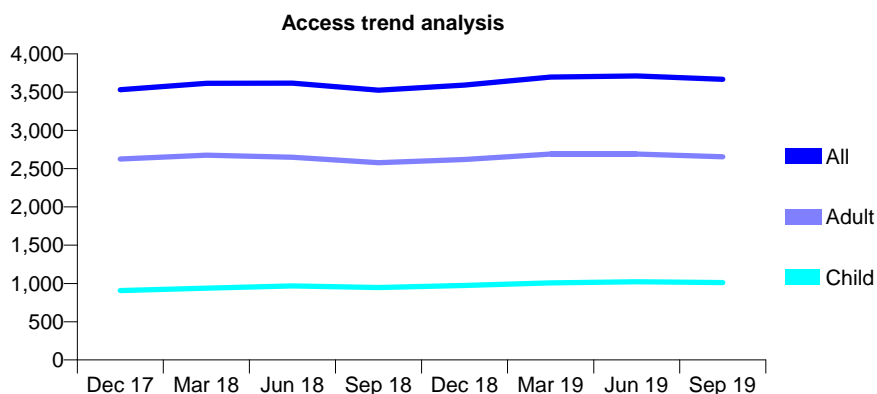
Q68 - Vital Signs At a Glance Contract Report for 972029/0001 - September 2019

Name or company name	MISS KM BOLES
Contract type name	GDS Contract
Purpose of contract	General
Contract start date	01/09/2013
Contract end date	

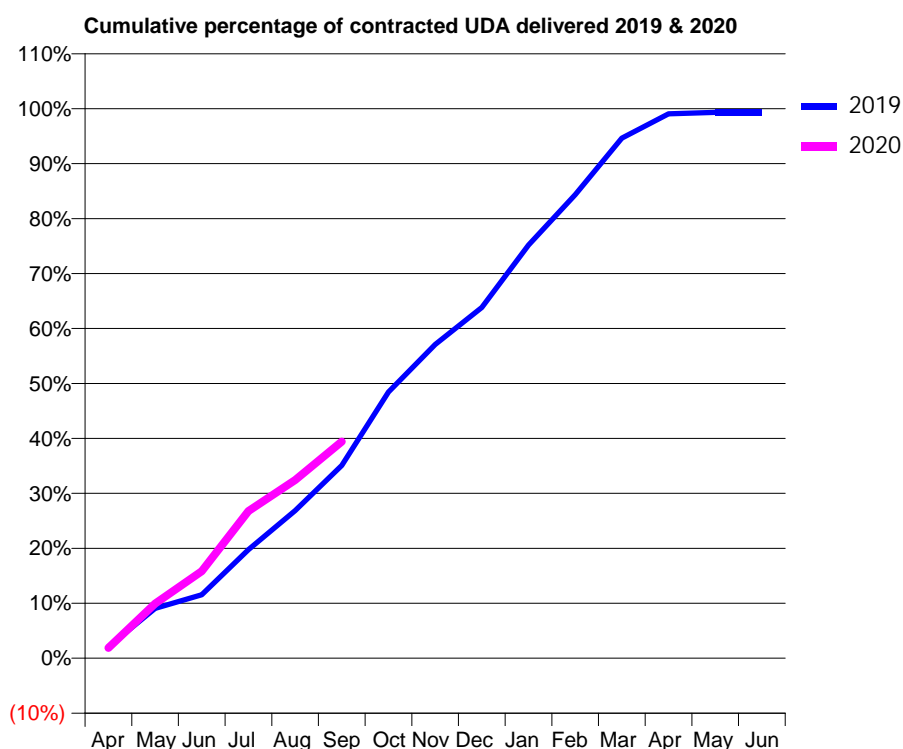
19/20 Contracted general activity (UDA)	8,284
Carry forward general activity (UDA)	56
19/20 Contracted orthodontic activity (UOA)	0
Carry forward orthodontic activity (UOA)	0
Baseline contract value	£217,668.17

ACCESS*

Patients seen in 24 months	Total	Change since previous quarter
Quarter ending September 2018	3,525	
Quarter ending December 2018	3,592	→
Quarter ending March 2019	3,696	↑
Quarter ending June 2019	3,712	→
Quarter ending September 2019	3,668	↓
Variance since September 2018	4.1%	↑



ACTIVITY



Month	2019	2020
April	174	155
May	750	823
June	956	1,312
July	1,638	2,218
August	2,226	2,687
September	2,905	3,265
October	4,013	
November	4,729	
December	5,287	
January	6,228	
February	6,990	
March	7,840	
April	8,207	
May	8,228	
June	8,228	

QUALITY

	Quantity	Base Number	Contract	AT	Region	England
% of FP17s for the same patient ID Re-attending within 3 months - Children	56	731	7.7%	9.2%	10.8%	11.5%
% of FP17s for the same patient ID Re-attending within 3 months - Adults	264	1,788	14.8%	14.8%	15.2%	15.4%
% of FP17s for the same patient ID Re-attending between 3 & 9 months - Children	440	731	60.2%	61.5%	62.2%	59.7%
% of FP17s for the same patient ID Re-attending between 3 & 9 months - Adults	1,020	1,788	57.0%	52.4%	52.9%	51.7%
% of FP17s for Band 1 Urgent Courses	230	1,891	12.2%	9.3%	9.7%	9.2%
% of FP17s Relating to Free Repair or Replacements	6	1,891	0.3%	0.5%	0.6%	0.7%
% of FP17s Relating to Continuations	10	1,891	0.5%	0.7%	0.7%	0.8%
% of Patients satisfied with the dentistry they have received	1	1	N/A	93.6%	93.6%	93.5%
% of Patients satisfied with the time they had to wait for an appointment	1	1	N/A	88.5%	86.3%	87.4%

* This is based on patients treated on this contract for their most recent course of treatment. Figures in italics indicate the base number of FP17s or Patient Questionnaire responses are less than 100. N/A is shown where the base number of responses is less than 10 during the period. % is calculated as Quantity/Base number*100

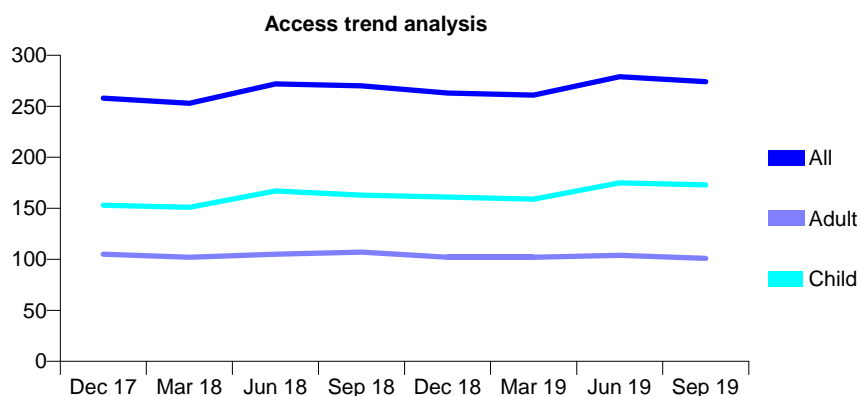
Q68 - Vital Signs At a Glance Contract Report for 974498/0001 - September 2019

Name or company name	MR MA TREMMEL
Contract type name	GDS Contract
Purpose of contract	General
Contract start date	24/12/2011
Contract end date	

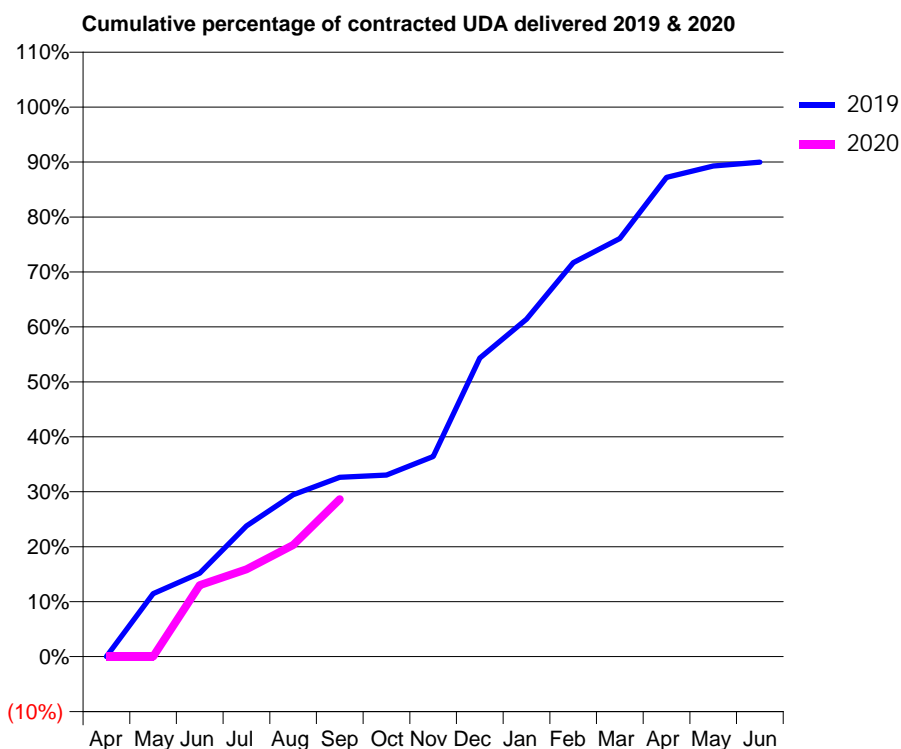
19/20 Contracted general activity (UDA)	727
Carry forward general activity (UDA)	0
19/20 Contracted orthodontic activity (UOA)	0
Carry forward orthodontic activity (UOA)	0
Baseline contract value	£16,962.42

ACCESS*

Patients seen in 24 months	Total	Change since previous quarter
Quarter ending September 2018	270	
Quarter ending December 2018	263	↓
Quarter ending March 2019	261	→
Quarter ending June 2019	279	↑
Quarter ending September 2019	274	↓
Variance since September 2018	1.5%	→



ACTIVITY



Month	Adjusted Scheduled Activity (UDA)	
	2019	2020
April	0	0
May	83	0
June	111	95
July	173	115
August	214	148
September	237	208
October	240	
November	265	
December	395	
January	446	
February	521	
March	553	
April	634	
May	649	
June	654	

QUALITY

	Quantity	Base Number	Contract	AT	Region	England
% of FP17s for the same patient ID Re-attending within 3 months - Children	8	117	6.8%	9.2%	10.8%	11.5%
% of FP17s for the same patient ID Re-attending within 3 months - Adults	4	54	7.4%	14.8%	15.2%	15.4%
% of FP17s for the same patient ID Re-attending between 3 & 9 months - Children	59	117	50.4%	61.5%	62.2%	59.7%
% of FP17s for the same patient ID Re-attending between 3 & 9 months - Adults	23	54	42.6%	52.4%	52.9%	51.7%
% of FP17s for Band 1 Urgent Courses	11	128	8.6%	9.3%	9.7%	9.2%
% of FP17s Relating to Free Repair or Replacements	0	128	0.0%	0.5%	0.6%	0.7%
% of FP17s Relating to Continuations	0	128	0.0%	0.7%	0.7%	0.8%
% of Patients satisfied with the dentistry they have received	0	0	N/A	93.6%	93.6%	93.5%
% of Patients satisfied with the time they had to wait for an appointment	0	0	N/A	88.5%	86.3%	87.4%

* This is based on patients treated on this contract for their most recent course of treatment. Figures in italics indicate the base number of FP17s or Patient Questionnaire responses are less than 100. N/A is shown where the base number of responses is less than 10 during the period. % is calculated as Quantity/Base number*100

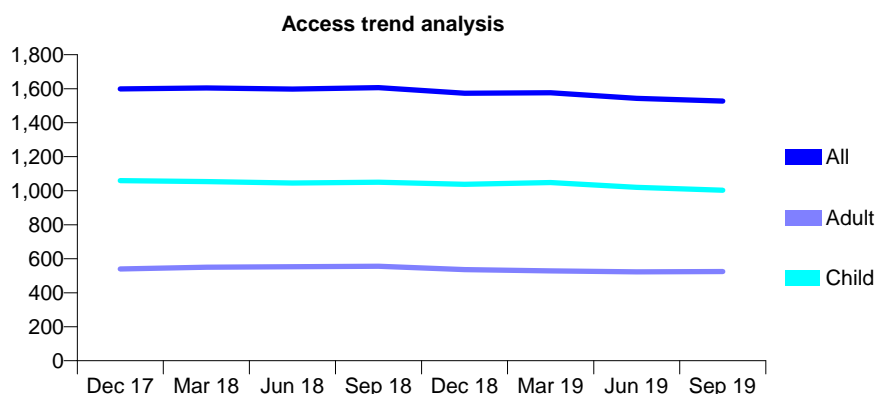
Q68 - Vital Signs At a Glance Contract Report for 979481/0001 - September 2019

Name or company name	Forestmead Dental Practice
Contract type name	GDS Contract
Purpose of contract	General
Contract start date	01/04/2006
Contract end date	

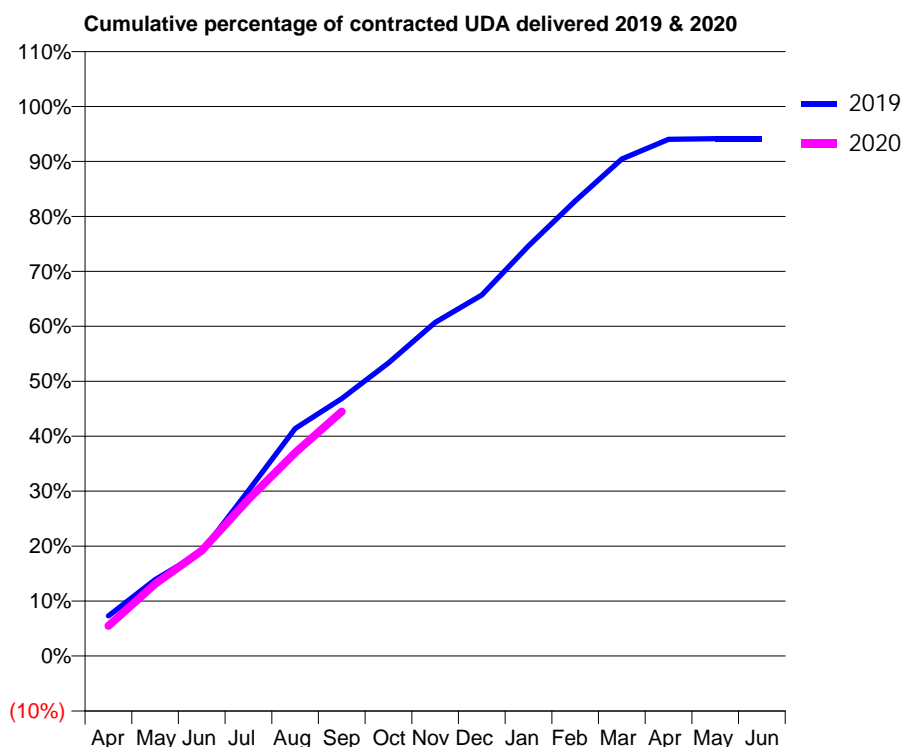
19/20 Contracted general activity (UDA)	2,911
Carry forward general activity (UDA)	0
19/20 Contracted orthodontic activity (UOA)	0
Carry forward orthodontic activity (UOA)	0
Baseline contract value	£64,532.08

ACCESS*

Patients seen in 24 months	Total	Change since previous quarter
Quarter ending September 2018	1,606	
Quarter ending December 2018	1,573	↓
Quarter ending March 2019	1,576	→
Quarter ending June 2019	1,543	↓
Quarter ending September 2019	1,527	↓
Variance since September 2018	(4.9%)	↓



ACTIVITY



Month	Adjusted Scheduled Activity (UDA)	
	2019	2020
April	212	160
May	405	382
June	552	559
July	876	831
August	1,205	1,077
September	1,364	1,295
October	1,553	
November	1,767	
December	1,912	
January	2,173	
February	2,411	
March	2,633	
April	2,737	
May	2,740	
June	2,740	

QUALITY

	Quantity	Base Number	Contract	AT	Region	England
% of FP17s for the same patient ID Re-attending within 3 months - Children	46	811	5.7%	9.2%	10.8%	11.5%
% of FP17s for the same patient ID Re-attending within 3 months - Adults	16	282	5.7%	14.8%	15.2%	15.4%
% of FP17s for the same patient ID Re-attending between 3 & 9 months - Children	513	811	63.3%	61.5%	62.2%	59.7%
% of FP17s for the same patient ID Re-attending between 3 & 9 months - Adults	152	282	53.9%	52.4%	52.9%	51.7%
% of FP17s for Band 1 Urgent Courses	46	1,025	4.5%	9.3%	9.7%	9.2%
% of FP17s Relating to Free Repair or Replacements	0	1,025	0.0%	0.5%	0.6%	0.7%
% of FP17s Relating to Continuations	9	1,025	0.9%	0.7%	0.7%	0.8%
% of Patients satisfied with the dentistry they have received	0	0	N/A	93.6%	93.6%	93.5%
% of Patients satisfied with the time they had to wait for an appointment	0	0	N/A	88.5%	86.3%	87.4%

* This is based on patients treated on this contract for their most recent course of treatment. Figures in italics indicate the base number of FP17s or Patient Questionnaire responses are less than 100. N/A is shown where the base number of responses is less than 10 during the period. % is calculated as Quantity/Base number*100

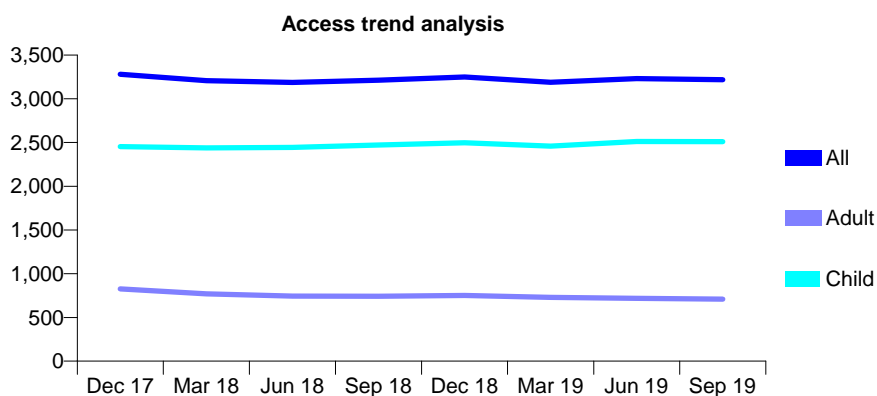
Q68 - Vital Signs At a Glance Contract Report for 981893/0001 - September 2019

Name or company name	MS MN VO
Contract type name	GDS Contract
Purpose of contract	General
Contract start date	18/08/2014
Contract end date	

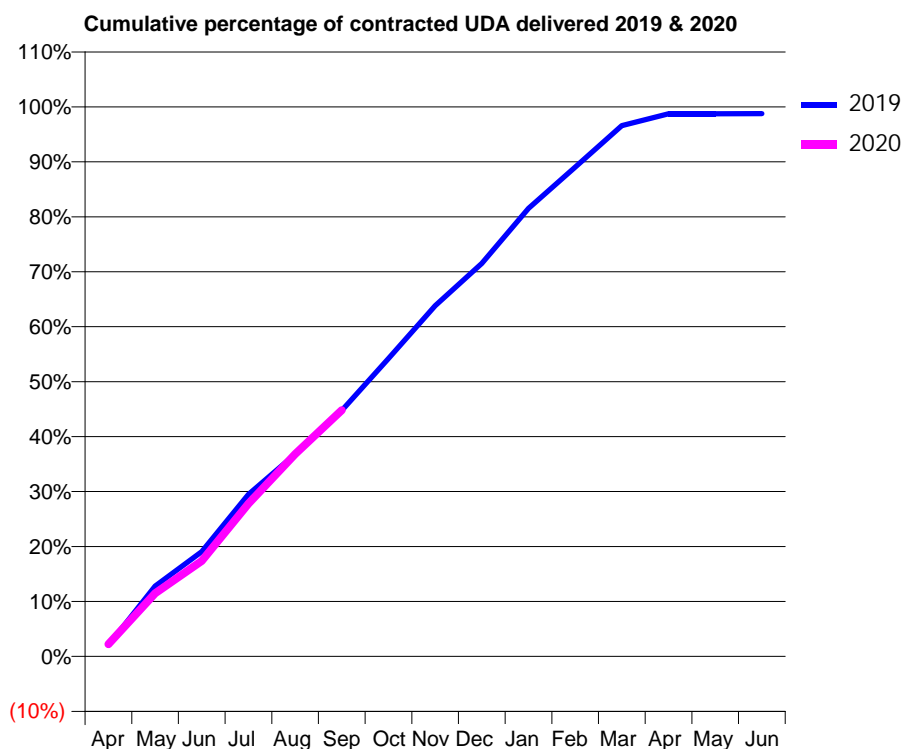
19/20 Contracted general activity (UDA)	6,000
Carry forward general activity (UDA)	75
19/20 Contracted orthodontic activity (UOA)	0
Carry forward orthodontic activity (UOA)	0
Baseline contract value	£153,141.07

ACCESS*

Patients seen in 24 months	Total	Change since previous quarter
Quarter ending September 2018	3,213	
Quarter ending December 2018	3,249	→
Quarter ending March 2019	3,188	↓
Quarter ending June 2019	3,231	→
Quarter ending September 2019	3,218	→
Variance since September 2018	0.2%	→



ACTIVITY



Adjusted Scheduled Activity (UDA)		
Month	2019	2020
April	123	135
May	768	690
June	1,144	1,043
July	1,770	1,668
August	2,208	2,210
September	2,684	2,688
October	3,252	
November	3,829	
December	4,290	
January	4,891	
February	5,343	
March	5,794	
April	5,924	
May	5,924	
June	5,925	

QUALITY

	Quantity	Base Number	Contract	AT	Region	England
% of FP17s for the same patient ID Re-attending within 3 months - Children	90	1,908	4.7%	9.2%	10.8%	11.5%
% of FP17s for the same patient ID Re-attending within 3 months - Adults	22	235	9.4%	14.8%	15.2%	15.4%
% of FP17s for the same patient ID Re-attending between 3 & 9 months - Children	1,194	1,908	62.6%	61.5%	62.2%	59.7%
% of FP17s for the same patient ID Re-attending between 3 & 9 months - Adults	109	235	46.4%	52.4%	52.9%	51.7%
% of FP17s for Band 1 Urgent Courses	82	2,044	4.0%	9.3%	9.7%	9.2%
% of FP17s Relating to Free Repair or Replacements	0	2,044	0.0%	0.5%	0.6%	0.7%
% of FP17s Relating to Continuations	1	2,044	0.0%	0.7%	0.7%	0.8%
% of Patients satisfied with the dentistry they have received	1	2	N/A	93.6%	93.6%	93.5%
% of Patients satisfied with the time they had to wait for an appointment	1	2	N/A	88.5%	86.3%	87.4%

* This is based on patients treated on this contract for their most recent course of treatment. Figures in italics indicate the base number of FP17s or Patient Questionnaire responses are less than 100. N/A is shown where the base number of responses is less than 10 during the period. % is calculated as Quantity/Base number*100

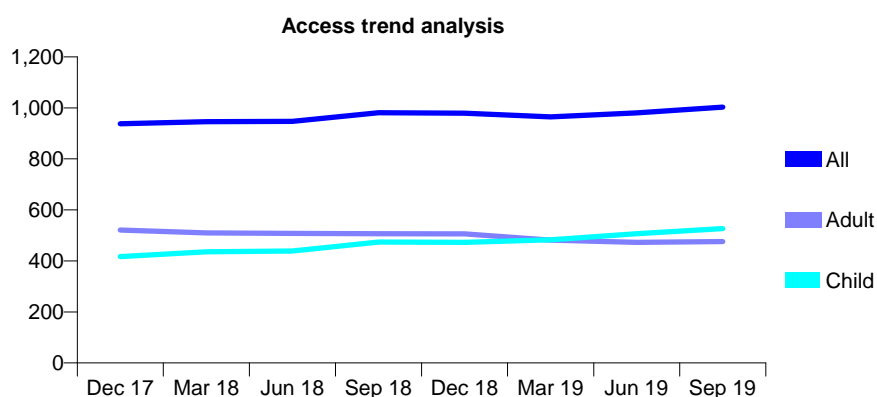
Q68 - Vital Signs At a Glance Contract Report for 982784/0001 - September 2019

Name or company name	MISS ME DAVIES
Contract type name	GDS Contract
Purpose of contract	General
Contract start date	01/04/2006
Contract end date	

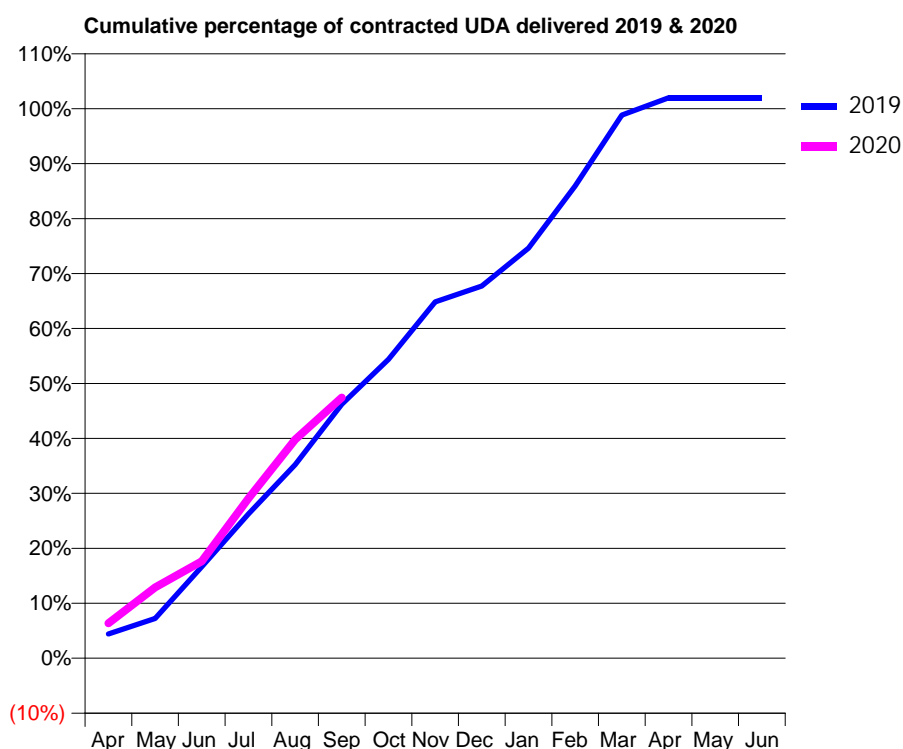
19/20 Contracted general activity (UDA)	2,505
Carry forward general activity (UDA)	0
19/20 Contracted orthodontic activity (UOA)	0
Carry forward orthodontic activity (UOA)	0
Baseline contract value	£59,801.81

ACCESS*

Patients seen in 24 months	Total	Change since previous quarter
Quarter ending September 2018	981	
Quarter ending December 2018	979	→
Quarter ending March 2019	965	↓
Quarter ending June 2019	980	→
Quarter ending September 2019	1,003	↑
Variance since September 2018	2.2%	↑



ACTIVITY



Month	2019	2020
April	111	160
May	182	323
June	417	442
July	657	729
August	883	997
September	1,157	1,188
October	1,363	
November	1,624	
December	1,697	
January	1,869	
February	2,153	
March	2,476	
April	2,554	
May	2,554	
June	2,554	

QUALITY

	Quantity	Base Number	Contract	AT	Region	England
% of FP17s for the same patient ID Re-attending within 3 months - Children	24	539	4.5%	9.2%	10.8%	11.5%
% of FP17s for the same patient ID Re-attending within 3 months - Adults	23	346	6.6%	14.8%	15.2%	15.4%
% of FP17s for the same patient ID Re-attending between 3 & 9 months - Children	424	539	78.7%	61.5%	62.2%	59.7%
% of FP17s for the same patient ID Re-attending between 3 & 9 months - Adults	274	346	79.2%	52.4%	52.9%	51.7%
% of FP17s for Band 1 Urgent Courses	21	840	2.5%	9.3%	9.7%	9.2%
% of FP17s Relating to Free Repair or Replacements	2	840	0.2%	0.5%	0.6%	0.7%
% of FP17s Relating to Continuations	0	840	0.0%	0.7%	0.7%	0.8%
% of Patients satisfied with the dentistry they have received	0	0	N/A	93.6%	93.6%	93.5%
% of Patients satisfied with the time they had to wait for an appointment	0	0	N/A	88.5%	86.3%	87.4%

* This is based on patients treated on this contract for their most recent course of treatment.

Figures in italics indicate the base number of FP17s or Patient Questionnaire responses are less than 100. N/A is shown where the base number of responses is less than 10 during the period. % is calculated as Quantity/Base number*100

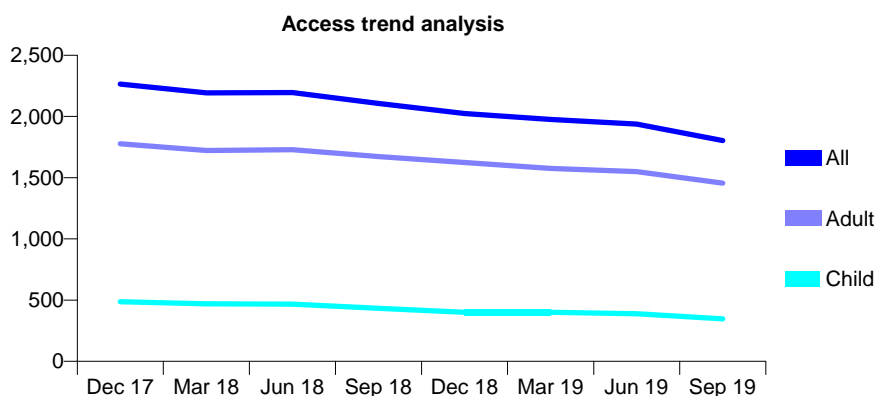
Q68 - Vital Signs At a Glance Contract Report for 993980/0002 - September 2019

Name or company name	MISS SH WILKINSON
Contract type name	GDS Contract
Purpose of contract	General
Contract start date	01/07/2007
Contract end date	

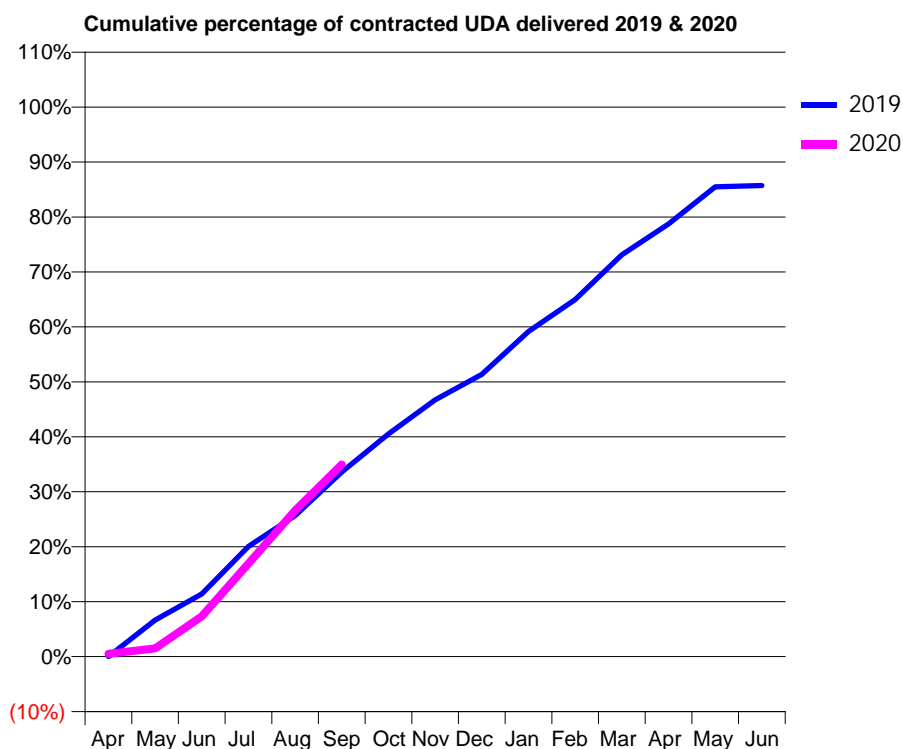
19/20 Contracted general activity (UDA)	6,000
Carry forward general activity (UDA)	0
19/20 Contracted orthodontic activity (UOA)	0
Carry forward orthodontic activity (UOA)	0
Baseline contract value	£157,641.65

ACCESS*

Patients seen in 24 months	Total	Change since previous quarter
Quarter ending September 2018	2,106	
Quarter ending December 2018	2,024	↓
Quarter ending March 2019	1,976	↓
Quarter ending June 2019	1,938	↓
Quarter ending September 2019	1,803	↓
Variance since September 2018	(14.4%)	↓



ACTIVITY



Month	Adjusted Scheduled Activity (UDA)	
	2019	2020
April	0	31
May	433	90
June	742	441
July	1,304	1,015
August	1,670	1,597
September	2,184	2,097
October	2,633	
November	3,037	
December	3,338	
January	3,845	
February	4,225	
March	4,752	
April	5,118	
May	5,556	
June	5,572	

QUALITY

	Quantity	Base Number	Contract	AT	Region	England
% of FP17s for the same patient ID Re-attending within 3 months - Children	6	190	3.2%	9.2%	10.8%	11.5%
% of FP17s for the same patient ID Re-attending within 3 months - Adults	120	844	14.2%	14.8%	15.2%	15.4%
% of FP17s for the same patient ID Re-attending between 3 & 9 months - Children	77	190	40.5%	61.5%	62.2%	59.7%
% of FP17s for the same patient ID Re-attending between 3 & 9 months - Adults	345	844	40.9%	52.4%	52.9%	51.7%
% of FP17s for Band 1 Urgent Courses	5	777	0.6%	9.3%	9.7%	9.2%
% of FP17s Relating to Free Repair or Replacements	13	777	1.7%	0.5%	0.6%	0.7%
% of FP17s Relating to Continuations	10	777	1.3%	0.7%	0.7%	0.8%
% of Patients satisfied with the dentistry they have received	4	5	N/A	93.6%	93.6%	93.5%
% of Patients satisfied with the time they had to wait for an appointment	5	5	N/A	88.5%	86.3%	87.4%

* This is based on patients treated on this contract for their most recent course of treatment. Figures in italics indicate the base number of FP17s or Patient Questionnaire responses are less than 100. N/A is shown where the base number of responses is less than 10 during the period. % is calculated as Quantity/Base number*100

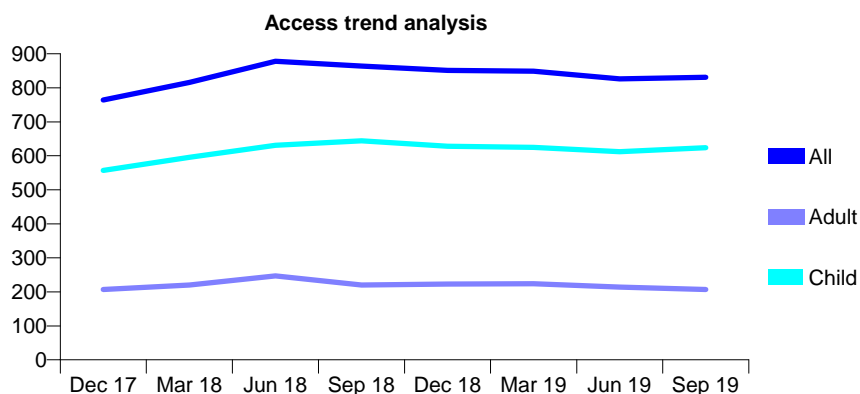
Q69 - Vital Signs At a Glance Contract Report for 100194/0000 - September 2019

Name or company name	Chalfont St Peter Partnership
Contract type name	GDS Contract
Purpose of contract	General
Contract start date	01/08/2016
Contract end date	

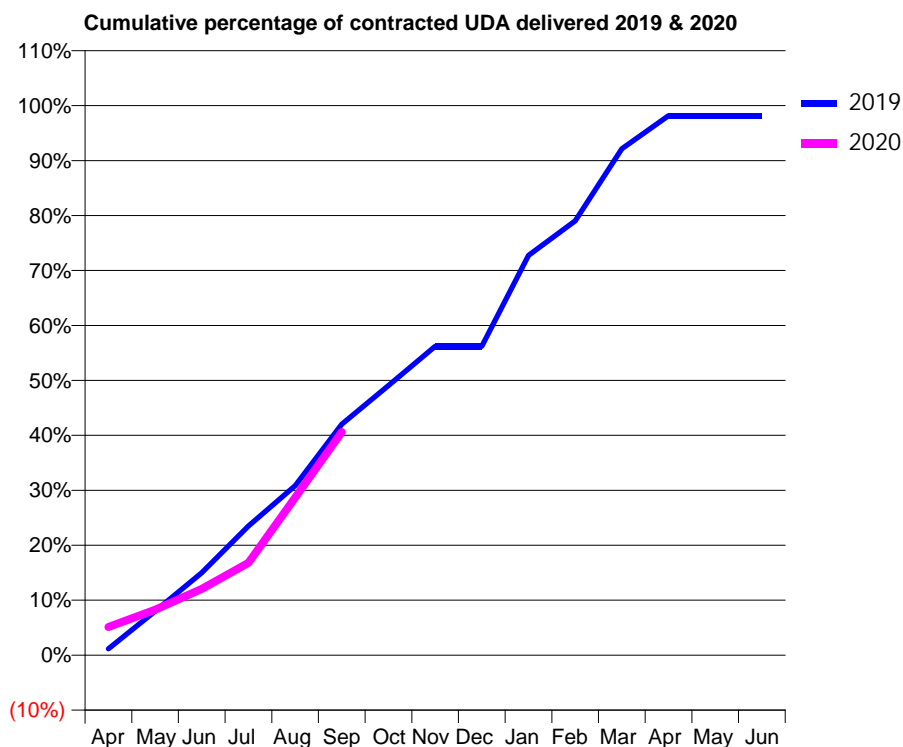
19/20 Contracted general activity (UDA)	1,600
Carry forward general activity (UDA)	31
19/20 Contracted orthodontic activity (UOA)	0
Carry forward orthodontic activity (UOA)	0
Baseline contract value	£42,115.63

ACCESS*

Patients seen in 24 months	Total	Change since previous quarter
Quarter ending September 2018	864	
Quarter ending December 2018	851	↓
Quarter ending March 2019	849	→
Quarter ending June 2019	826	↓
Quarter ending September 2019	831	→
Variance since September 2018	(3.8%)	↓



ACTIVITY



Month	Adjusted Scheduled Activity (UDA)	
	2019	2020
April	20	82
May	140	132
June	261	193
July	410	269
August	538	459
September	733	649
October	856	
November	980	
December	980	
January	1,268	
February	1,378	
March	1,607	
April	1,712	
May	1,712	
June	1,712	

QUALITY

	Quantity	Base Number	Contract	AT	Region	England
% of FP17s for the same patient ID Re-attending within 3 months - Children	21	387	5.4%	11.2%	10.8%	11.5%
% of FP17s for the same patient ID Re-attending within 3 months - Adults	9	78	11.5%	14.6%	15.2%	15.4%
% of FP17s for the same patient ID Re-attending between 3 & 9 months - Children	198	387	51.2%	59.3%	62.2%	59.7%
% of FP17s for the same patient ID Re-attending between 3 & 9 months - Adults	32	78	41.0%	49.7%	52.9%	51.7%
% of FP17s for Band 1 Urgent Courses	12	422	2.8%	10.0%	9.7%	9.2%
% of FP17s Relating to Free Repair or Replacements	0	422	0.0%	0.6%	0.6%	0.7%
% of FP17s Relating to Continuations	2	422	0.5%	0.5%	0.7%	0.8%
% of Patients satisfied with the dentistry they have received	0	0	N/A	91.6%	93.6%	93.5%
% of Patients satisfied with the time they had to wait for an appointment	0	0	N/A	83.7%	86.3%	87.4%

* This is based on patients treated on this contract for their most recent course of treatment. Figures in italics indicate the base number of FP17s or Patient Questionnaire responses are less than 100. N/A is shown where the base number of responses is less than 10 during the period. % is calculated as Quantity/Base number*100

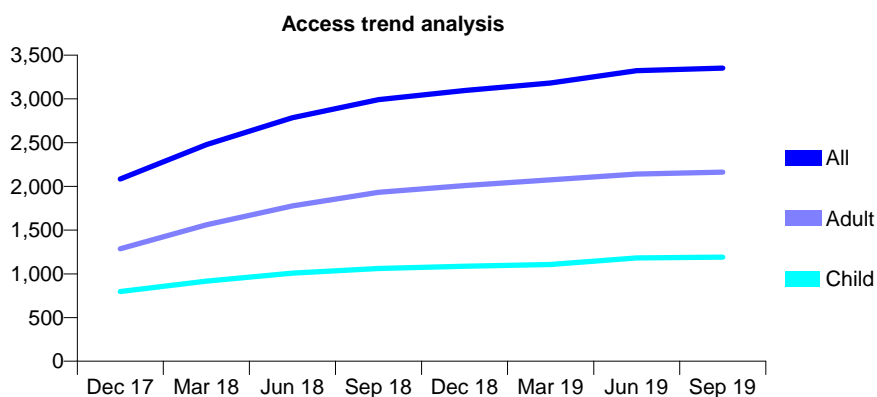
Q69 - Vital Signs At a Glance Contract Report for 100313/0000 - September 2019

Name or company name	OPTIMA CARE (MAIDENHEAD) Ltd
Contract type name	GDS Contract
Purpose of contract	General
Contract start date	01/04/2017
Contract end date	

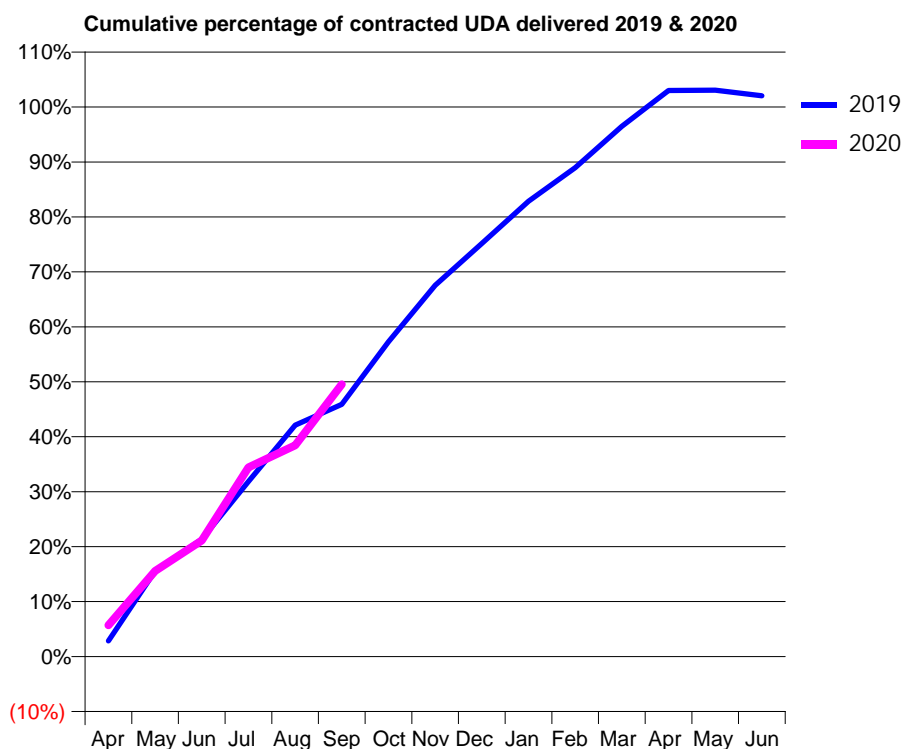
19/20 Contracted general activity (UDA)	7,000
Carry forward general activity (UDA)	-140
19/20 Contracted orthodontic activity (UOA)	0
Carry forward orthodontic activity (UOA)	0
Baseline contract value	£182,514.96

ACCESS*

Patients seen in 24 months	Total	Change since previous quarter
Quarter ending September 2018	2,991	
Quarter ending December 2018	3,096	↑
Quarter ending March 2019	3,182	↑
Quarter ending June 2019	3,322	↑
Quarter ending September 2019	3,353	→
Variance since September 2018	12.1%	↑



ACTIVITY



Month	Adjusted Scheduled Activity (UDA)	
	2019	2020
April	196	401
May	1,071	1,091
June	1,466	1,479
July	2,188	2,410
August	2,894	2,691
September	3,152	3,468
October	3,935	
November	4,640	
December	5,164	
January	5,689	
February	6,112	
March	6,626	
April	7,075	
May	7,078	
June	7,009	

QUALITY

	Quantity	Base Number	Contract	AT	Region	England
% of FP17s for the same patient ID Re-attending within 3 months - Children	71	929	7.6%	11.2%	10.8%	11.5%
% of FP17s for the same patient ID Re-attending within 3 months - Adults	137	1,326	10.3%	14.6%	15.2%	15.4%
% of FP17s for the same patient ID Re-attending between 3 & 9 months - Children	414	929	44.6%	59.3%	62.2%	59.7%
% of FP17s for the same patient ID Re-attending between 3 & 9 months - Adults	435	1,326	32.8%	49.7%	52.9%	51.7%
% of FP17s for Band 1 Urgent Courses	158	1,724	9.2%	10.0%	9.7%	9.2%
% of FP17s Relating to Free Repair or Replacements	4	1,724	0.2%	0.6%	0.6%	0.7%
% of FP17s Relating to Continuations	1	1,724	0.1%	0.5%	0.7%	0.8%
% of Patients satisfied with the dentistry they have received	2	2	N/A	91.6%	93.6%	93.5%
% of Patients satisfied with the time they had to wait for an appointment	2	2	N/A	83.7%	86.3%	87.4%

* This is based on patients treated on this contract for their most recent course of treatment. Figures in italics indicate the base number of FP17s or Patient Questionnaire responses are less than 100. N/A is shown where the base number of responses is less than 10 during the period. % is calculated as Quantity/Base number*100

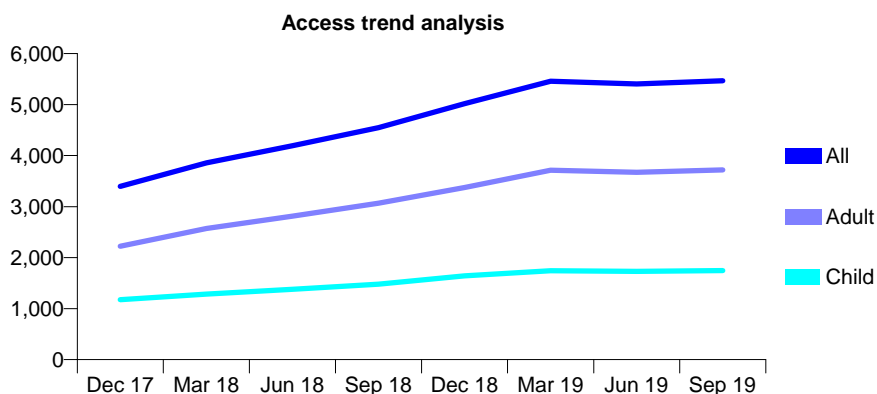
Q69 - Vital Signs At a Glance Contract Report for 100322/0000 - September 2019

Name or company name	Mr F Tahir
Contract type name	GDS Contract
Purpose of contract	General
Contract start date	01/04/2017
Contract end date	

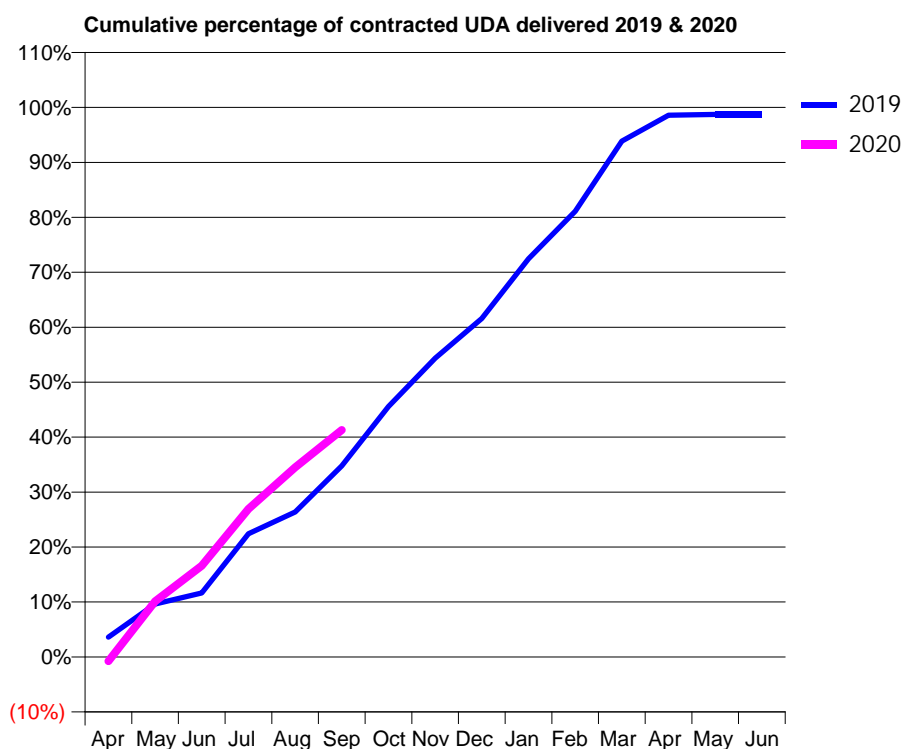
19/20 Contracted general activity (UDA)	13,340
Carry forward general activity (UDA)	168
19/20 Contracted orthodontic activity (UOA)	0
Carry forward orthodontic activity (UOA)	0
Baseline contract value	£310,967.90

ACCESS*

Patients seen in 24 months	Total	Change since previous quarter
Quarter ending September 2018	4,548	
Quarter ending December 2018	5,017	↑
Quarter ending March 2019	5,457	↑
Quarter ending June 2019	5,406	→
Quarter ending September 2019	5,468	→
Variance since September 2018	20.2%	↑



ACTIVITY



Adjusted Scheduled Activity (UDA)		
Month	2019	2020
April	482	-106
May	1,286	1,351
June	1,556	2,212
July	2,990	3,592
August	3,521	4,605
September	4,639	5,509
October	6,078	
November	7,253	
December	8,219	
January	9,665	
February	10,818	
March	12,520	
April	13,150	
May	13,171	
June	13,171	

QUALITY

	Quantity	Base Number	Contract	AT	Region	England
% of FP17s for the same patient ID Re-attending within 3 months - Children	73	1,332	5.5%	11.2%	10.8%	11.5%
% of FP17s for the same patient ID Re-attending within 3 months - Adults	269	2,394	11.2%	14.6%	15.2%	15.4%
% of FP17s for the same patient ID Re-attending between 3 & 9 months - Children	844	1,332	63.4%	59.3%	62.2%	59.7%
% of FP17s for the same patient ID Re-attending between 3 & 9 months - Adults	1,337	2,394	55.8%	49.7%	52.9%	51.7%
% of FP17s for Band 1 Urgent Courses	332	3,424	9.7%	10.0%	9.7%	9.2%
% of FP17s Relating to Free Repair or Replacements	20	3,424	0.6%	0.6%	0.6%	0.7%
% of FP17s Relating to Continuations	5	3,424	0.1%	0.5%	0.7%	0.8%
% of Patients satisfied with the dentistry they have received	2	2	N/A	91.6%	93.6%	93.5%
% of Patients satisfied with the time they had to wait for an appointment	2	2	N/A	83.7%	86.3%	87.4%

* This is based on patients treated on this contract for their most recent course of treatment.

Figures in italics indicate the base number of FP17s or Patient Questionnaire responses are less than 100. N/A is shown where the base number of responses is less than 10 during the period. % is calculated as Quantity/Base number*100

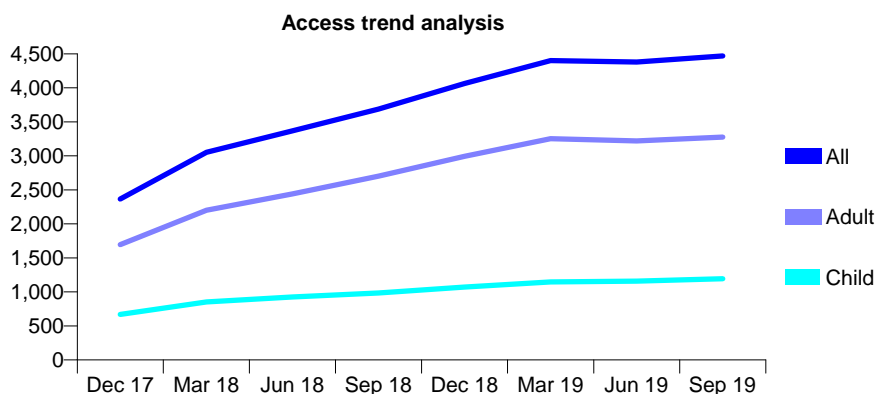
Q69 - Vital Signs At a Glance Contract Report for 100323/0000 - September 2019

Name or company name	Mr F Tahir
Contract type name	GDS Contract
Purpose of contract	General
Contract start date	01/04/2017
Contract end date	

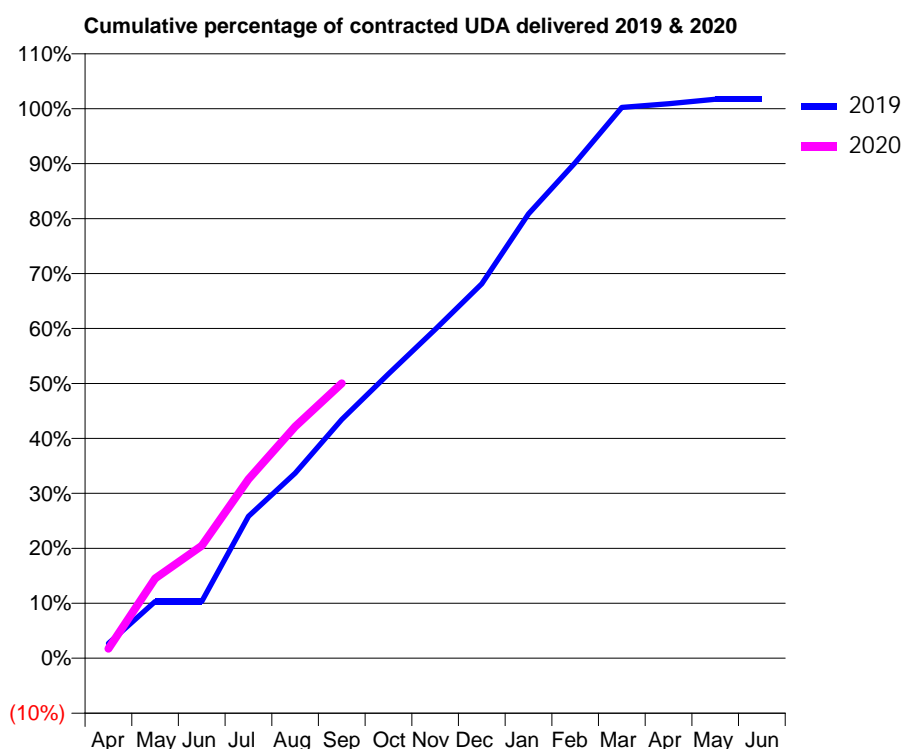
19/20 Contracted general activity (UDA)	12,351
Carry forward general activity (UDA)	-213
19/20 Contracted orthodontic activity (UOA)	0
Carry forward orthodontic activity (UOA)	0
Baseline contract value	£287,645.57

ACCESS*

Patients seen in 24 months	Total	Change since previous quarter
Quarter ending September 2018	3,687	
Quarter ending December 2018	4,066	↑
Quarter ending March 2019	4,400	↑
Quarter ending June 2019	4,379	→
Quarter ending September 2019	4,470	↑
Variance since September 2018	21.2%	↑



ACTIVITY



Month	2019	2020
April	334	213
May	1,275	1,795
June	1,275	2,527
July	3,188	4,022
August	4,162	5,208
September	5,364	6,178
October	6,388	
November	7,389	
December	8,415	
January	9,985	
February	11,137	
March	12,376	
April	12,461	
May	12,564	
June	12,564	

QUALITY

	Quantity	Base Number	Contract	AT	Region	England
% of FP17s for the same patient ID Re-attending within 3 months - Children	71	870	8.2%	11.2%	10.8%	11.5%
% of FP17s for the same patient ID Re-attending within 3 months - Adults	310	1,998	15.5%	14.6%	15.2%	15.4%
% of FP17s for the same patient ID Re-attending between 3 & 9 months - Children	508	870	58.4%	59.3%	62.2%	59.7%
% of FP17s for the same patient ID Re-attending between 3 & 9 months - Adults	976	1,998	48.8%	49.7%	52.9%	51.7%
% of FP17s for Band 1 Urgent Courses	213	2,782	7.7%	10.0%	9.7%	9.2%
% of FP17s Relating to Free Repair or Replacements	25	2,782	0.9%	0.6%	0.6%	0.7%
% of FP17s Relating to Continuations	10	2,782	0.4%	0.5%	0.7%	0.8%
% of Patients satisfied with the dentistry they have received	0	0	N/A	91.6%	93.6%	93.5%
% of Patients satisfied with the time they had to wait for an appointment	0	0	N/A	83.7%	86.3%	87.4%

* This is based on patients treated on this contract for their most recent course of treatment. Figures in italics indicate the base number of FP17s or Patient Questionnaire responses are less than 100. N/A is shown where the base number of responses is less than 10 during the period. % is calculated as Quantity/Base number*100

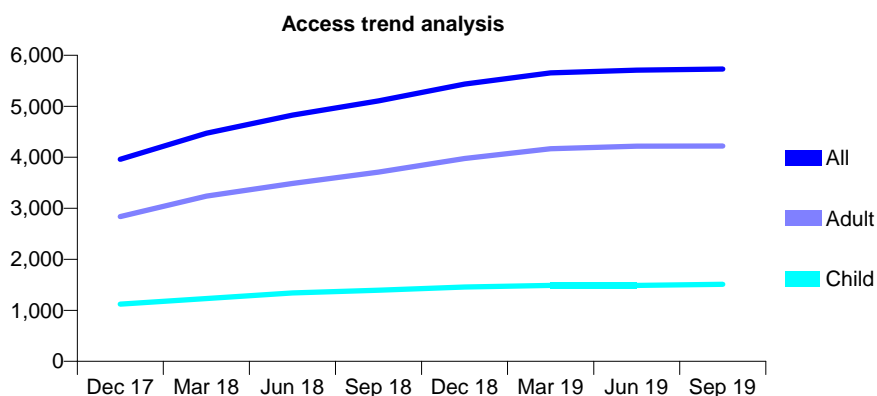
Q69 - Vital Signs At a Glance Contract Report for 100333/0000 - September 2019

Name or company name	Dentalcare Limited
Contract type name	GDS Contract
Purpose of contract	General
Contract start date	01/04/2017
Contract end date	

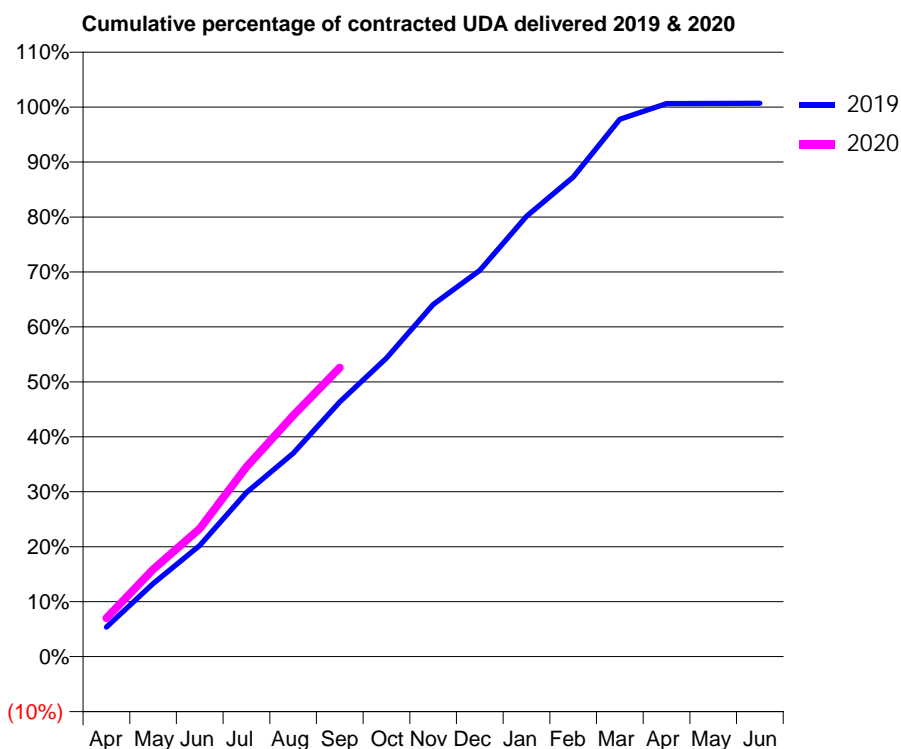
19/20 Contracted general activity (UDA)	14,000
Carry forward general activity (UDA)	-105
19/20 Contracted orthodontic activity (UOA)	0
Carry forward orthodontic activity (UOA)	0
Baseline contract value	£337,062.18

ACCESS*

Patients seen in 24 months	Total	Change since previous quarter
Quarter ending September 2018	5,106	
Quarter ending December 2018	5,433	↑
Quarter ending March 2019	5,656	↑
Quarter ending June 2019	5,708	→
Quarter ending September 2019	5,729	→
Variance since September 2018	12.2%	↑



ACTIVITY



Month	Adjusted Scheduled Activity (UDA)	
	2019	2020
April	818	982
May	2,017	2,225
June	3,072	3,261
July	4,538	4,832
August	5,621	6,142
September	7,040	7,362
October	8,255	
November	9,737	
December	10,681	
January	12,173	
February	13,262	
March	14,859	
April	15,290	
May	15,295	
June	15,301	

QUALITY

	Quantity	Base Number	Contract	AT	Region	England
% of FP17s for the same patient ID Re-attending within 3 months - Children	61	1,167	5.2%	11.2%	10.8%	11.5%
% of FP17s for the same patient ID Re-attending within 3 months - Adults	437	3,106	14.1%	14.6%	15.2%	15.4%
% of FP17s for the same patient ID Re-attending between 3 & 9 months - Children	821	1,167	70.4%	59.3%	62.2%	59.7%
% of FP17s for the same patient ID Re-attending between 3 & 9 months - Adults	1,776	3,106	57.2%	49.7%	52.9%	51.7%
% of FP17s for Band 1 Urgent Courses	335	4,009	8.4%	10.0%	9.7%	9.2%
% of FP17s Relating to Free Repair or Replacements	42	4,009	1.0%	0.6%	0.6%	0.7%
% of FP17s Relating to Continuations	8	4,009	0.2%	0.5%	0.7%	0.8%
% of Patients satisfied with the dentistry they have received	4	4	N/A	91.6%	93.6%	93.5%
% of Patients satisfied with the time they had to wait for an appointment	4	4	N/A	83.7%	86.3%	87.4%

* This is based on patients treated on this contract for their most recent course of treatment. Figures in italics indicate the base number of FP17s or Patient Questionnaire responses are less than 100. N/A is shown where the base number of responses is less than 10 during the period. % is calculated as Quantity/Base number*100

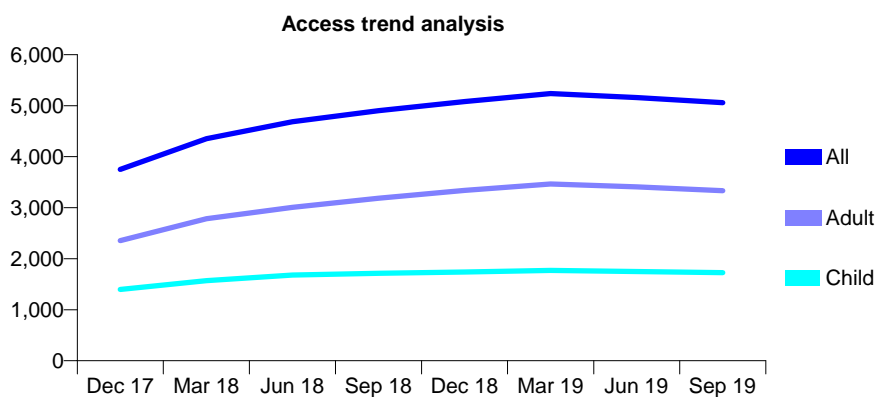
Q69 - Vital Signs At a Glance Contract Report for 100347/0000 - September 2019

Name or company name	PURESMILE EARLEY LTD
Contract type name	GDS Contract
Purpose of contract	General
Contract start date	01/04/2017
Contract end date	

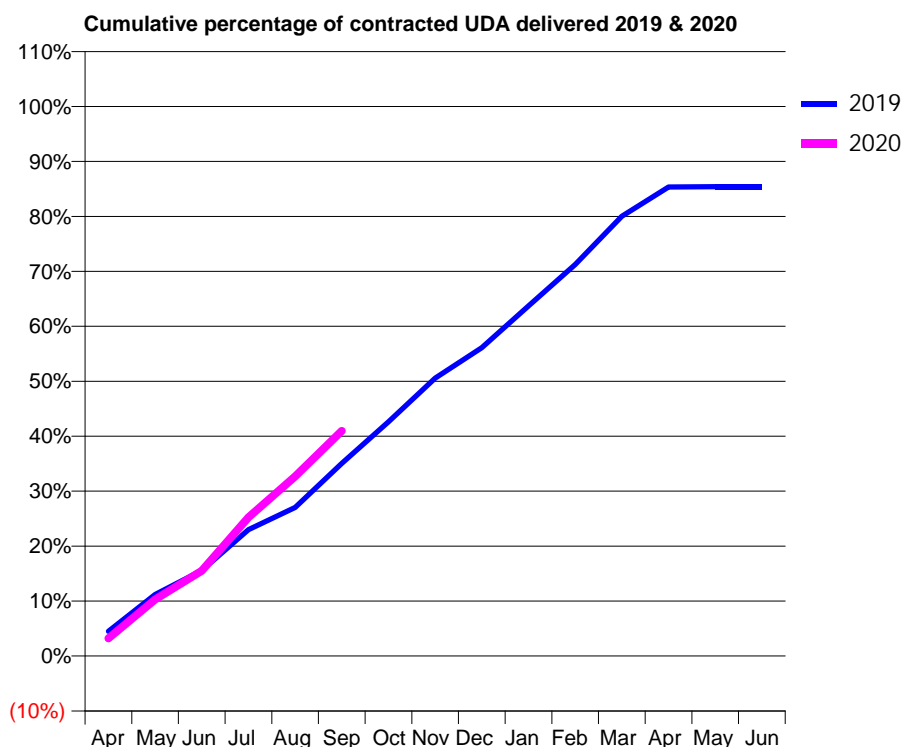
19/20 Contracted general activity (UDA)	14,000
Carry forward general activity (UDA)	0
19/20 Contracted orthodontic activity (UOA)	0
Carry forward orthodontic activity (UOA)	0
Baseline contract value	£333,004.67

ACCESS*

Patients seen in 24 months	Total	Change since previous quarter
Quarter ending September 2018	4,901	
Quarter ending December 2018	5,080	↑
Quarter ending March 2019	5,237	↑
Quarter ending June 2019	5,159	↓
Quarter ending September 2019	5,061	↓
Variance since September 2018	3.3%	↑



ACTIVITY



Month	Adjusted Scheduled Activity (UDA)	
	2019	2020
April	681	450
May	1,696	1,442
June	2,360	2,172
July	3,483	3,530
August	4,098	4,578
September	5,309	5,733
October	6,457	
November	7,664	
December	8,503	
January	9,652	
February	10,792	
March	12,123	
April	12,929	
May	12,941	
June	12,942	

QUALITY

	Quantity	Base Number	Contract	AT	Region	England
% of FP17s for the same patient ID Re-attending within 3 months - Children	83	1,206	6.9%	11.2%	10.8%	11.5%
% of FP17s for the same patient ID Re-attending within 3 months - Adults	277	2,019	13.7%	14.6%	15.2%	15.4%
% of FP17s for the same patient ID Re-attending between 3 & 9 months - Children	701	1,206	58.1%	59.3%	62.2%	59.7%
% of FP17s for the same patient ID Re-attending between 3 & 9 months - Adults	1,037	2,019	51.4%	49.7%	52.9%	51.7%
% of FP17s for Band 1 Urgent Courses	235	2,896	8.1%	10.0%	9.7%	9.2%
% of FP17s Relating to Free Repair or Replacements	27	2,896	0.9%	0.6%	0.6%	0.7%
% of FP17s Relating to Continuations	12	2,896	0.4%	0.5%	0.7%	0.8%
% of Patients satisfied with the dentistry they have received	5	5	N/A	91.6%	93.6%	93.5%
% of Patients satisfied with the time they had to wait for an appointment	2	5	N/A	83.7%	86.3%	87.4%

* This is based on patients treated on this contract for their most recent course of treatment. Figures in italics indicate the base number of FP17s or Patient Questionnaire responses are less than 100. N/A is shown where the base number of responses is less than 10 during the period. % is calculated as Quantity/Base number*100

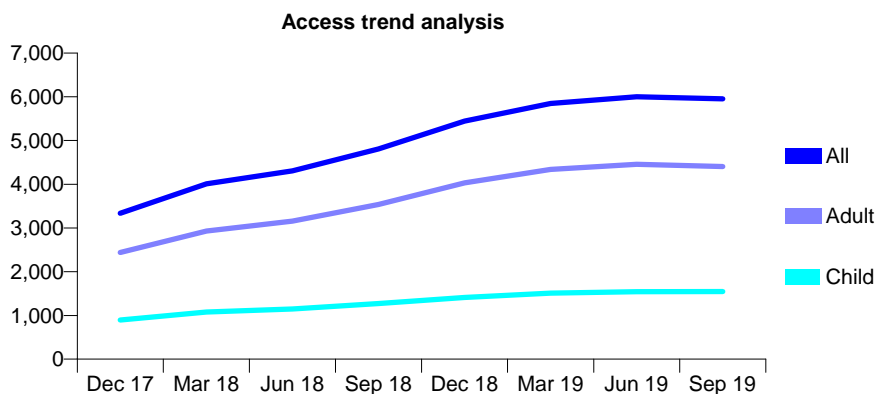
Q69 - Vital Signs At a Glance Contract Report for 100374/0000 - September 2019

Name or company name	MR AF RAI
Contract type name	GDS Contract
Purpose of contract	General
Contract start date	01/04/2017
Contract end date	

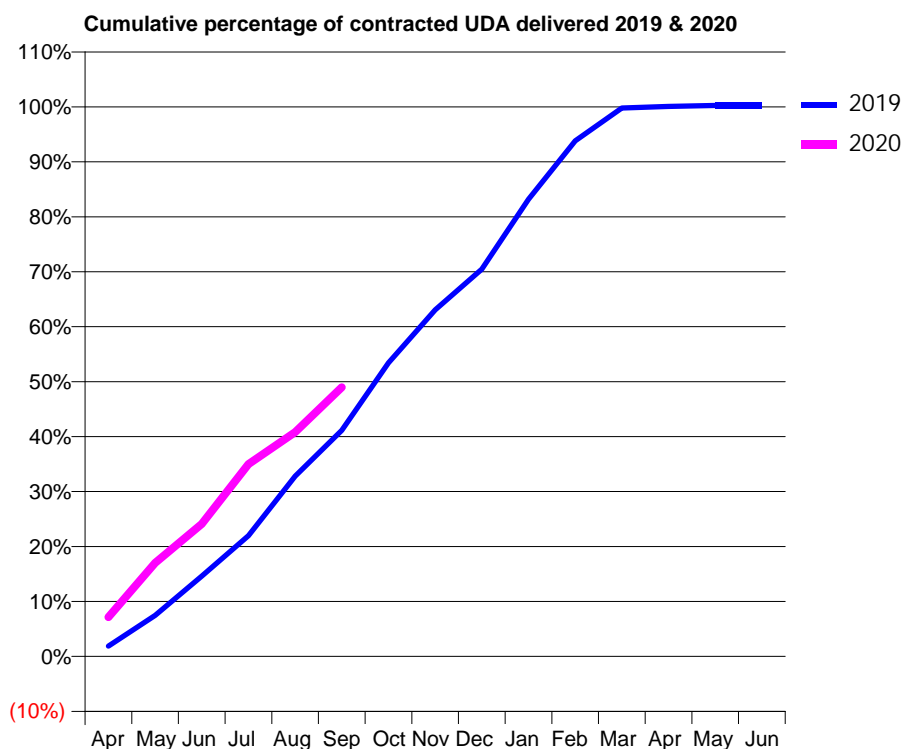
19/20 Contracted general activity (UDA)	15,000
Carry forward general activity (UDA)	-39
19/20 Contracted orthodontic activity (UOA)	0
Carry forward orthodontic activity (UOA)	0
Baseline contract value	£325,116.78

ACCESS*

Patients seen in 24 months	Total	Change since previous quarter
Quarter ending September 2018	4,807	
Quarter ending December 2018	5,443	↑
Quarter ending March 2019	5,849	↑
Quarter ending June 2019	6,000	↑
Quarter ending September 2019	5,953	→
Variance since September 2018	23.8%	↑



ACTIVITY



Month	Adjusted Scheduled Activity (UDA)	
	2019	2020
April	283	1,071
May	1,123	2,554
June	2,189	3,617
July	3,297	5,252
August	4,919	6,122
September	6,172	7,347
October	8,012	
November	9,460	
December	10,570	
January	12,482	
February	14,074	
March	14,968	
April	15,013	
May	15,038	
June	15,039	

QUALITY

	Quantity	Base Number	Contract	AT	Region	England
% of FP17s for the same patient ID Re-attending within 3 months - Children	107	1,122	9.5%	11.2%	10.8%	11.5%
% of FP17s for the same patient ID Re-attending within 3 months - Adults	546	2,822	19.3%	14.6%	15.2%	15.4%
% of FP17s for the same patient ID Re-attending between 3 & 9 months - Children	569	1,122	50.7%	59.3%	62.2%	59.7%
% of FP17s for the same patient ID Re-attending between 3 & 9 months - Adults	1,150	2,822	40.8%	49.7%	52.9%	51.7%
% of FP17s for Band 1 Urgent Courses	612	3,894	15.7%	10.0%	9.7%	9.2%
% of FP17s Relating to Free Repair or Replacements	30	3,894	0.8%	0.6%	0.6%	0.7%
% of FP17s Relating to Continuations	102	3,894	2.6%	0.5%	0.7%	0.8%
% of Patients satisfied with the dentistry they have received	1	1	N/A	91.6%	93.6%	93.5%
% of Patients satisfied with the time they had to wait for an appointment	1	1	N/A	83.7%	86.3%	87.4%

* This is based on patients treated on this contract for their most recent course of treatment.

Figures in italics indicate the base number of FP17s or Patient Questionnaire responses are less than 100. N/A is shown where the base number of responses is less than 10 during the period. % is calculated as Quantity/Base number*100

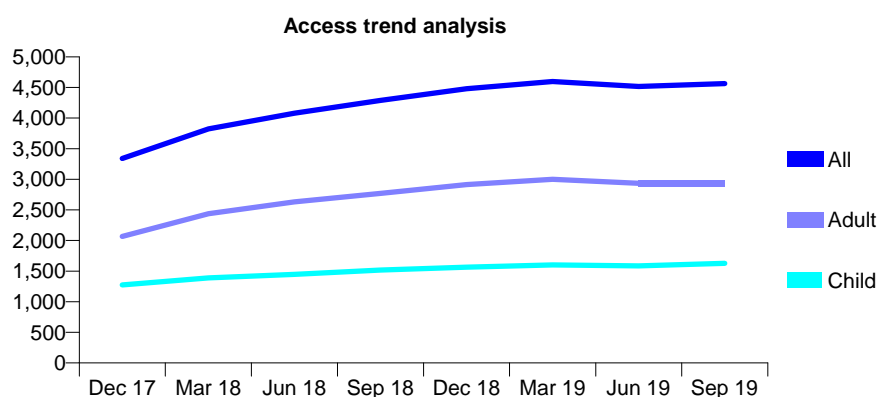
Q69 - Vital Signs At a Glance Contract Report for 100394/0000 - September 2019

Name or company name	Puresmile Marlow
Contract type name	GDS Contract
Purpose of contract	General
Contract start date	01/04/2017
Contract end date	

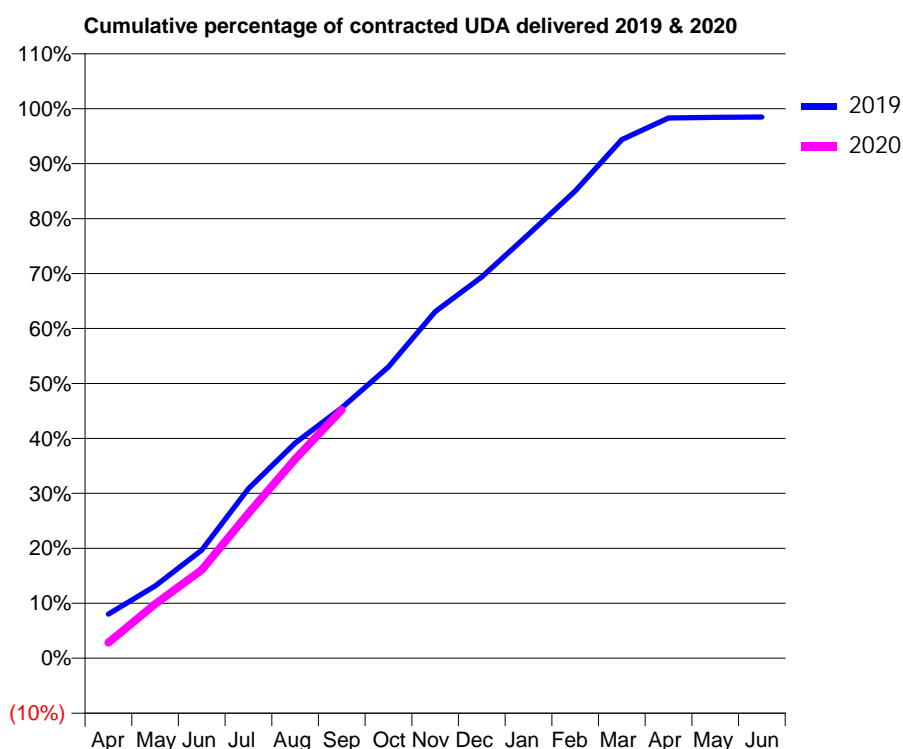
19/20 Contracted general activity (UDA)	12,000
Carry forward general activity (UDA)	199
19/20 Contracted orthodontic activity (UOA)	0
Carry forward orthodontic activity (UOA)	0
Baseline contract value	£260,590.74

ACCESS*

Patients seen in 24 months	Total	Change since previous quarter
Quarter ending September 2018	4,288	
Quarter ending December 2018	4,480	↑
Quarter ending March 2019	4,599	↑
Quarter ending June 2019	4,518	↓
Quarter ending September 2019	4,564	→
Variance since September 2018	6.4%	↑



ACTIVITY



Month	2019	2020
April	1,049	342
May	1,722	1,184
June	2,571	1,929
July	4,036	3,163
August	5,121	4,349
September	5,961	5,426
October	6,935	
November	8,248	
December	9,075	
January	10,089	
February	11,120	
March	12,343	
April	12,858	
May	12,872	
June	12,881	

QUALITY

	Quantity	Base Number	Contract	AT	Region	England
% of FP17s for the same patient ID Re-attending within 3 months - Children	81	1,265	6.4%	11.2%	10.8%	11.5%
% of FP17s for the same patient ID Re-attending within 3 months - Adults	284	1,829	15.5%	14.6%	15.2%	15.4%
% of FP17s for the same patient ID Re-attending between 3 & 9 months - Children	827	1,265	65.4%	59.3%	62.2%	59.7%
% of FP17s for the same patient ID Re-attending between 3 & 9 months - Adults	953	1,829	52.1%	49.7%	52.9%	51.7%
% of FP17s for Band 1 Urgent Courses	285	2,852	10.0%	10.0%	9.7%	9.2%
% of FP17s Relating to Free Repair or Replacements	42	2,852	1.5%	0.6%	0.6%	0.7%
% of FP17s Relating to Continuations	26	2,852	0.9%	0.5%	0.7%	0.8%
% of Patients satisfied with the dentistry they have received	2	2	N/A	91.6%	93.6%	93.5%
% of Patients satisfied with the time they had to wait for an appointment	2	2	N/A	83.7%	86.3%	87.4%

* This is based on patients treated on this contract for their most recent course of treatment. Figures in italics indicate the base number of FP17s or Patient Questionnaire responses are less than 100. N/A is shown where the base number of responses is less than 10 during the period. % is calculated as Quantity/Base number*100

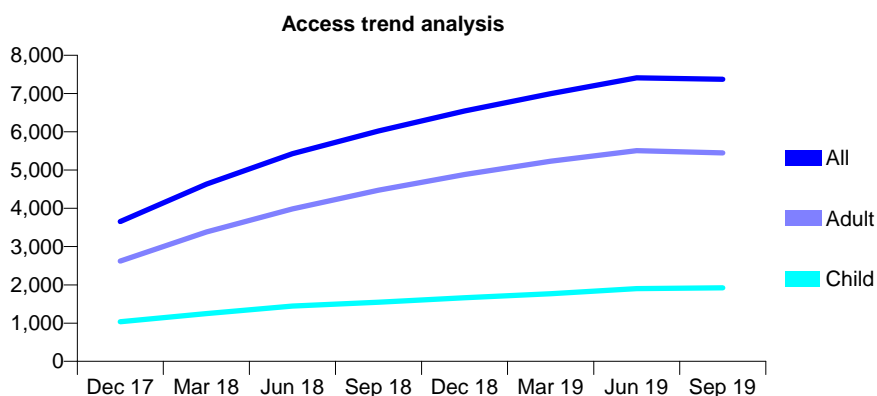
Q69 - Vital Signs At a Glance Contract Report for 100472/0000 - September 2019

Name or company name	Rodericks Dental Limited
Contract type name	GDS Contract
Purpose of contract	General
Contract start date	01/07/2017
Contract end date	

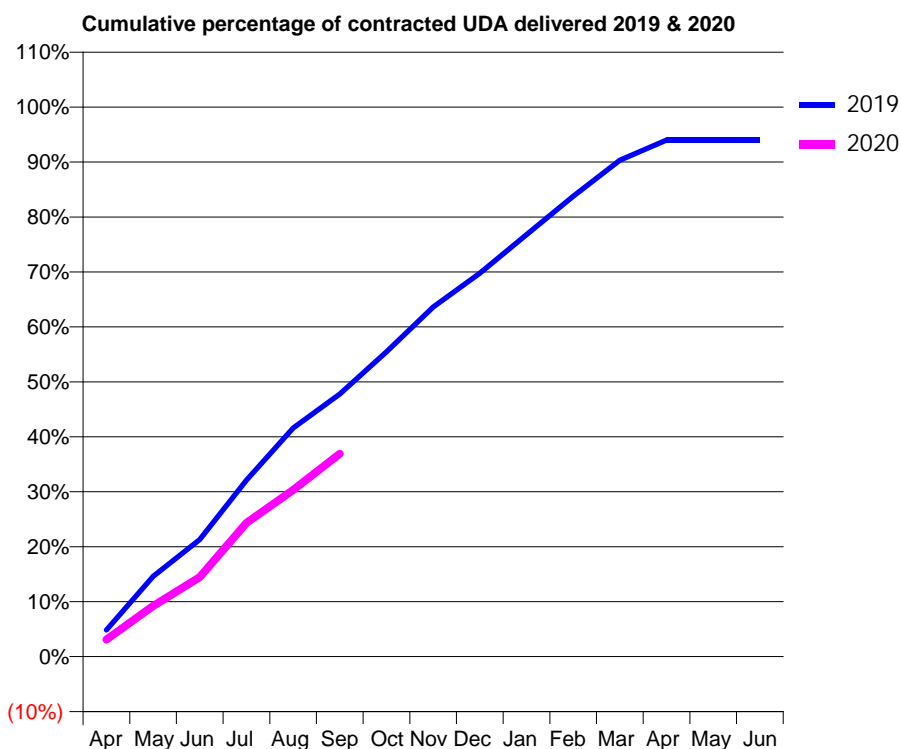
19/20 Contracted general activity (UDA)	18,000
Carry forward general activity (UDA)	0
19/20 Contracted orthodontic activity (UOA)	0
Carry forward orthodontic activity (UOA)	0
Baseline contract value	£474,350.16

ACCESS*

Patients seen in 24 months	Total	Change since previous quarter
Quarter ending September 2018	6,021	
Quarter ending December 2018	6,546	↑
Quarter ending March 2019	6,999	↑
Quarter ending June 2019	7,410	↑
Quarter ending September 2019	7,374	→
Variance since September 2018	22.5%	↑



ACTIVITY



Month	Adjusted Scheduled Activity (UDA)	
	2019	2020
April	871	562
May	2,626	1,663
June	3,833	2,602
July	5,782	4,378
August	7,489	5,461
September	8,598	6,647
October	9,985	
November	11,449	
December	12,558	
January	13,822	
February	15,075	
March	16,258	
April	16,920	
May	16,921	
June	16,918	

QUALITY

	Quantity	Base Number	Contract	AT	Region	England
% of FP17s for the same patient ID Re-attending within 3 months - Children	82	1,315	6.2%	11.2%	10.8%	11.5%
% of FP17s for the same patient ID Re-attending within 3 months - Adults	352	3,088	11.4%	14.6%	15.2%	15.4%
% of FP17s for the same patient ID Re-attending between 3 & 9 months - Children	658	1,315	50.0%	59.3%	62.2%	59.7%
% of FP17s for the same patient ID Re-attending between 3 & 9 months - Adults	1,295	3,088	41.9%	49.7%	52.9%	51.7%
% of FP17s for Band 1 Urgent Courses	213	3,449	6.2%	10.0%	9.7%	9.2%
% of FP17s Relating to Free Repair or Replacements	23	3,449	0.7%	0.6%	0.6%	0.7%
% of FP17s Relating to Continuations	28	3,449	0.8%	0.5%	0.7%	0.8%
% of Patients satisfied with the dentistry they have received	0	0	N/A	91.6%	93.6%	93.5%
% of Patients satisfied with the time they had to wait for an appointment	0	0	N/A	83.7%	86.3%	87.4%

* This is based on patients treated on this contract for their most recent course of treatment. Figures in italics indicate the base number of FP17s or Patient Questionnaire responses are less than 100. N/A is shown where the base number of responses is less than 10 during the period. % is calculated as Quantity/Base number*100

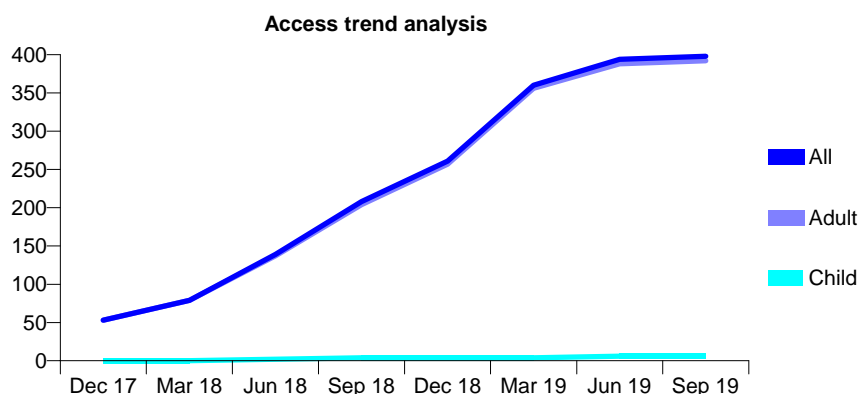
Q69 - Vital Signs At a Glance Contract Report for 100474/0000 - September 2019

Name or company name	Oxfordshire Priority Dental Service
Contract type name	PDS Contract
Purpose of contract	General
Contract start date	01/07/2017
Contract end date	31/03/2020

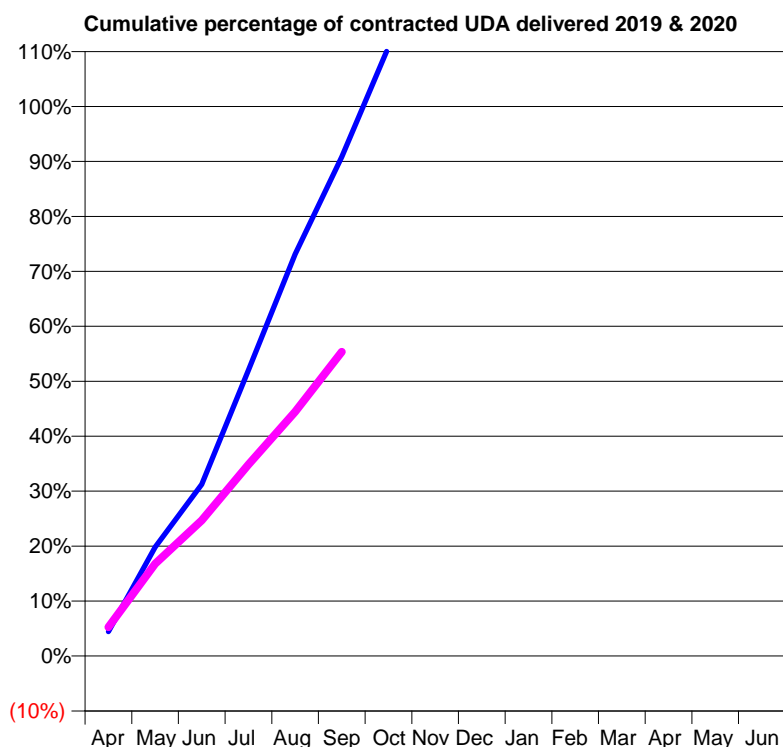
19/20 Contracted general activity (UDA)	2,000
Carry forward general activity (UDA)	0
19/20 Contracted orthodontic activity (UOA)	0
Carry forward orthodontic activity (UOA)	0
Baseline contract value	£0.00

ACCESS*

Patients seen in 24 months	Total	Change since previous quarter
Quarter ending September 2018	208	
Quarter ending December 2018	261	↑
Quarter ending March 2019	360	↑
Quarter ending June 2019	394	↑
Quarter ending September 2019	398	→
Variance since September 2018	91.3%	↑



ACTIVITY



Month	Adjusted Scheduled Activity (UDA)	
	2019	2020
April	89	105
May	396	336
June	625	494
July	1,041	697
August	1,463	889
September	1,816	1,107
October	2,216	
November	2,470	
December	2,837	
January	3,221	
February	3,674	
March	4,047	
April	4,256	
May	4,256	
June	4,256	

QUALITY

	Quantity	Base Number	Contract	AT	Region	England
% of FP17s for the same patient ID Re-attending within 3 months - Children	0	8	0.0%	11.2%	10.8%	11.5%
% of FP17s for the same patient ID Re-attending within 3 months - Adults	2	486	0.4%	14.6%	15.2%	15.4%
% of FP17s for the same patient ID Re-attending between 3 & 9 months - Children	0	8	0.0%	59.3%	62.2%	59.7%
% of FP17s for the same patient ID Re-attending between 3 & 9 months - Adults	3	486	0.6%	49.7%	52.9%	51.7%
% of FP17s for Band 1 Urgent Courses	0	413	0.0%	10.0%	9.7%	9.2%
% of FP17s Relating to Free Repair or Replacements	0	413	0.0%	0.6%	0.6%	0.7%
% of FP17s Relating to Continuations	0	413	0.0%	0.5%	0.7%	0.8%
% of Patients satisfied with the dentistry they have received	1	1	N/A	91.6%	93.6%	93.5%
% of Patients satisfied with the time they had to wait for an appointment	0	1	N/A	83.7%	86.3%	87.4%

* This is based on patients treated on this contract for their most recent course of treatment. Figures in italics indicate the base number of FP17s or Patient Questionnaire responses are less than 100. N/A is shown where the base number of responses is less than 10 during the period. % is calculated as Quantity/Base number*100

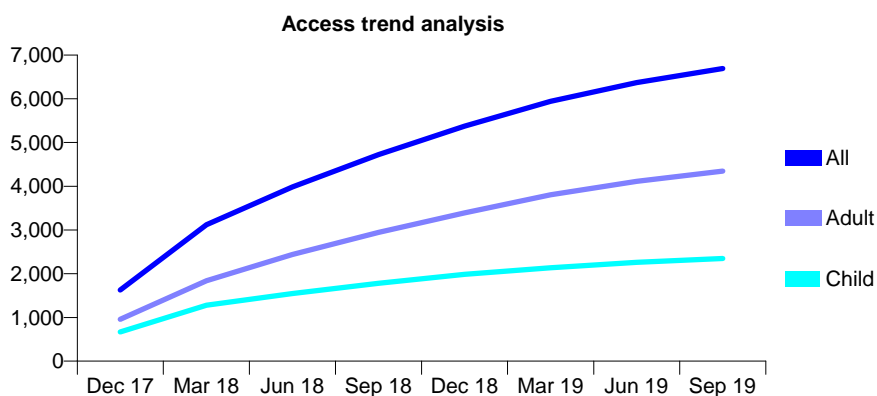
Q69 - Vital Signs At a Glance Contract Report for 100506/0000 - September 2019

Name or company name	Rodericks Dental Limited
Contract type name	GDS Contract
Purpose of contract	General
Contract start date	01/07/2017
Contract end date	

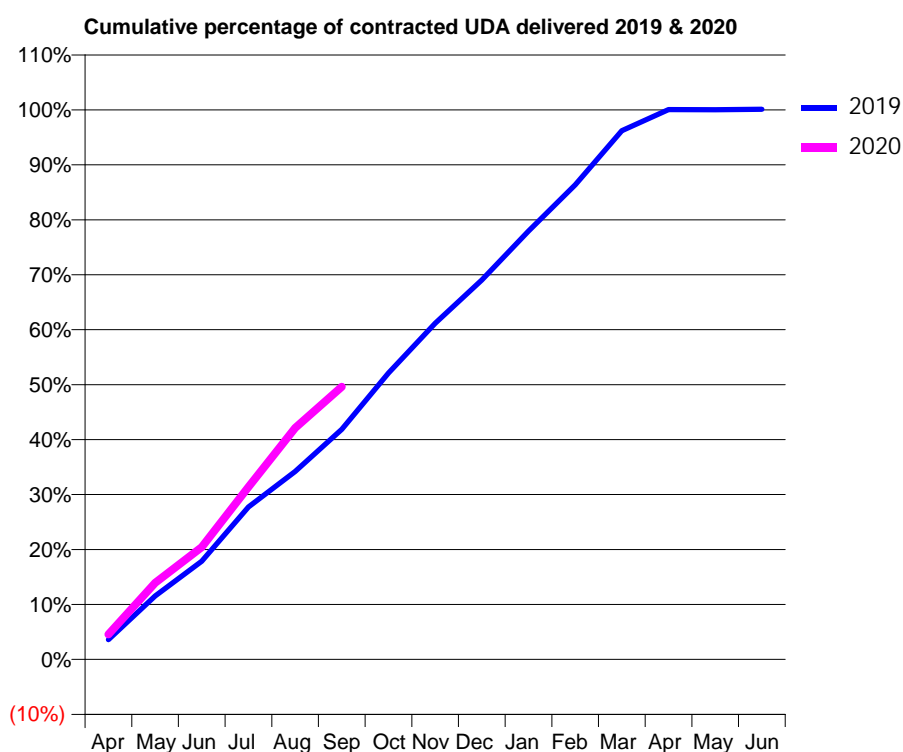
19/20 Contracted general activity (UDA)	15,000
Carry forward general activity (UDA)	-18
19/20 Contracted orthodontic activity (UOA)	0
Carry forward orthodontic activity (UOA)	0
Baseline contract value	£403,213.88

ACCESS*

Patients seen in 24 months	Total	Change since previous quarter
Quarter ending September 2018	4,723	
Quarter ending December 2018	5,376	↑
Quarter ending March 2019	5,942	↑
Quarter ending June 2019	6,371	↑
Quarter ending September 2019	6,692	↑
Variance since September 2018	41.7%	↑



ACTIVITY



Month	2019	2020
April	542	684
May	1,731	2,090
June	2,682	3,065
July	4,162	4,710
August	5,130	6,319
September	6,282	7,441
October	7,817	
November	9,176	
December	10,355	
January	11,693	
February	12,952	
March	14,430	
April	15,005	
May	15,003	
June	15,019	

QUALITY

	Quantity	Base Number	Contract	AT	Region	England
% of FP17s for the same patient ID Re-attending within 3 months - Children	247	1,834	13.5%	11.2%	10.8%	11.5%
% of FP17s for the same patient ID Re-attending within 3 months - Adults	330	2,408	13.7%	14.6%	15.2%	15.4%
% of FP17s for the same patient ID Re-attending between 3 & 9 months - Children	1,001	1,834	54.6%	59.3%	62.2%	59.7%
% of FP17s for the same patient ID Re-attending between 3 & 9 months - Adults	754	2,408	31.3%	49.7%	52.9%	51.7%
% of FP17s for Band 1 Urgent Courses	265	3,943	6.7%	10.0%	9.7%	9.2%
% of FP17s Relating to Free Repair or Replacements	32	3,943	0.8%	0.6%	0.6%	0.7%
% of FP17s Relating to Continuations	10	3,943	0.3%	0.5%	0.7%	0.8%
% of Patients satisfied with the dentistry they have received	0	0	N/A	91.6%	93.6%	93.5%
% of Patients satisfied with the time they had to wait for an appointment	0	0	N/A	83.7%	86.3%	87.4%

* This is based on patients treated on this contract for their most recent course of treatment. Figures in italics indicate the base number of FP17s or Patient Questionnaire responses are less than 100. N/A is shown where the base number of responses is less than 10 during the period. % is calculated as Quantity/Base number*100

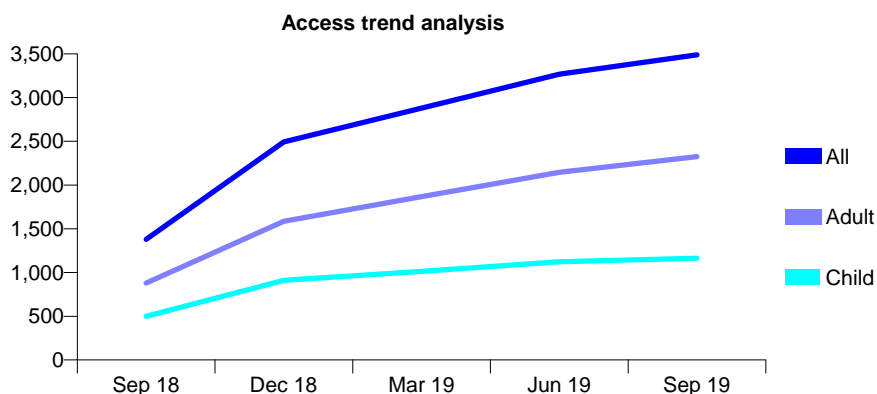
Q69 - Vital Signs At a Glance Contract Report for 100508/0000 - September 2019

Name or company name	Aspire Dental Care Limited
Contract type name	GDS Contract
Purpose of contract	General
Contract start date	01/09/2017
Contract end date	

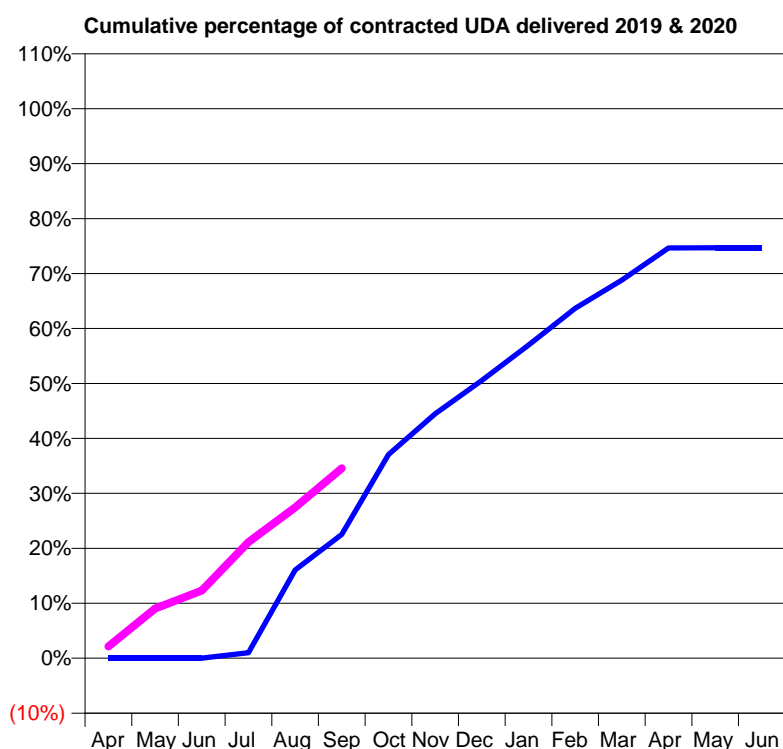
19/20 Contracted general activity (UDA)	12,000
Carry forward general activity (UDA)	0
19/20 Contracted orthodontic activity (UOA)	0
Carry forward orthodontic activity (UOA)	0
Baseline contract value	£312,057.94

ACCESS*

Patients seen in 24 months	Total	Change since previous quarter
Quarter ending September 2018	1,379	
Quarter ending December 2018	2,494	↑
Quarter ending March 2019	2,880	↑
Quarter ending June 2019	3,268	↑
Quarter ending September 2019	3,488	↑
Variance since September 2018	152.9%	↑



ACTIVITY



Month	2019	2020
April	0	257
May	0	1,084
June	0	1,478
July	121	2,536
August	1,925	3,295
September	2,704	4,148
October	4,448	
November	5,341	
December	6,065	
January	6,835	
February	7,642	
March	8,258	
April	8,960	
May	8,962	
June	8,962	

QUALITY

	Quantity	Base Number	Contract	AT	Region	England
% of FP17s for the same patient ID Re-attending within 3 months - Children	75	938	8.0%	11.2%	10.8%	11.5%
% of FP17s for the same patient ID Re-attending within 3 months - Adults	329	1,782	18.5%	14.6%	15.2%	15.4%
% of FP17s for the same patient ID Re-attending between 3 & 9 months - Children	527	938	56.2%	59.3%	62.2%	59.7%
% of FP17s for the same patient ID Re-attending between 3 & 9 months - Adults	777	1,782	43.6%	49.7%	52.9%	51.7%
% of FP17s for Band 1 Urgent Courses	355	2,327	15.3%	10.0%	9.7%	9.2%
% of FP17s Relating to Free Repair or Replacements	7	2,327	0.3%	0.6%	0.6%	0.7%
% of FP17s Relating to Continuations	12	2,327	0.5%	0.5%	0.7%	0.8%
% of Patients satisfied with the dentistry they have received	3	4	N/A	91.6%	93.6%	93.5%
% of Patients satisfied with the time they had to wait for an appointment	3	4	N/A	83.7%	86.3%	87.4%

* This is based on patients treated on this contract for their most recent course of treatment. Figures in italics indicate the base number of FP17s or Patient Questionnaire responses are less than 100. N/A is shown where the base number of responses is less than 10 during the period. % is calculated as Quantity/Base number*100

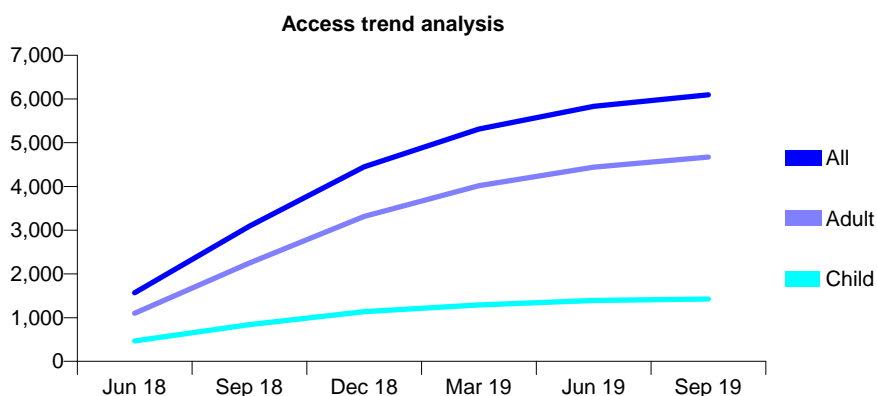
Q69 - Vital Signs At a Glance Contract Report for 100649/0000 - September 2019

Name or company name	Rodericks Dental Limited
Contract type name	GDS Contract
Purpose of contract	General
Contract start date	01/04/2018
Contract end date	

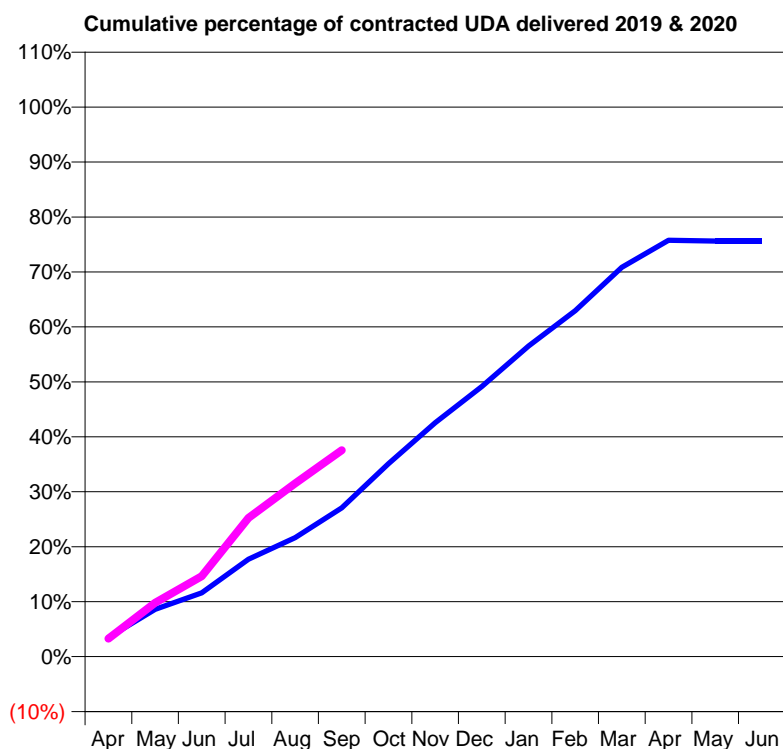
19/20 Contracted general activity (UDA)	20,015
Carry forward general activity (UDA)	0
19/20 Contracted orthodontic activity (UOA)	0
Carry forward orthodontic activity (UOA)	0
Baseline contract value	£520,896.30

ACCESS*

Patients seen in 24 months	Total	Change since previous quarter
Quarter ending September 2018	3,090	
Quarter ending December 2018	4,449	↑
Quarter ending March 2019	5,311	↑
Quarter ending June 2019	5,833	↑
Quarter ending September 2019	6,095	↑
Variance since September 2018	97.2%	↑



ACTIVITY



Month	Adjusted Scheduled Activity (UDA)	
	2019	2020
April	698	658
May	1,721	1,962
June	2,324	2,931
July	3,549	5,053
August	4,335	6,314
September	5,419	7,514
October	7,027	
November	8,514	
December	9,836	
January	11,308	
February	12,595	
March	14,180	
April	15,163	
May	15,130	
June	15,133	

QUALITY

	Quantity	Base Number	Contract	AT	Region	England
% of FP17s for the same patient ID Re-attending within 3 months - Children	70	1,083	6.5%	11.2%	10.8%	11.5%
% of FP17s for the same patient ID Re-attending within 3 months - Adults	415	3,191	13.0%	14.6%	15.2%	15.4%
% of FP17s for the same patient ID Re-attending between 3 & 9 months - Children	639	1,083	59.0%	59.3%	62.2%	59.7%
% of FP17s for the same patient ID Re-attending between 3 & 9 months - Adults	1,626	3,191	51.0%	49.7%	52.9%	51.7%
% of FP17s for Band 1 Urgent Courses	385	3,857	10.0%	10.0%	9.7%	9.2%
% of FP17s Relating to Free Repair or Replacements	16	3,857	0.4%	0.6%	0.6%	0.7%
% of FP17s Relating to Continuations	1	3,857	0.0%	0.5%	0.7%	0.8%
% of Patients satisfied with the dentistry they have received	4	4	N/A	91.6%	93.6%	93.5%
% of Patients satisfied with the time they had to wait for an appointment	2	4	N/A	83.7%	86.3%	87.4%

* This is based on patients treated on this contract for their most recent course of treatment. Figures in italics indicate the base number of FP17s or Patient Questionnaire responses are less than 100. N/A is shown where the base number of responses is less than 10 during the period. % is calculated as Quantity/Base number*100

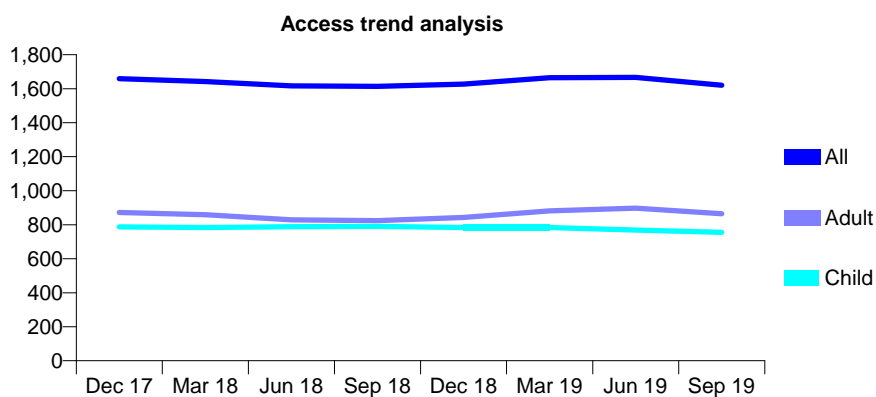
Q69 - Vital Signs At a Glance Contract Report for 101281/0060 - September 2019

Name or company name	OASIS DENTAL CARE LTD
Contract type name	GDS Contract
Purpose of contract	General
Contract start date	01/04/2006
Contract end date	

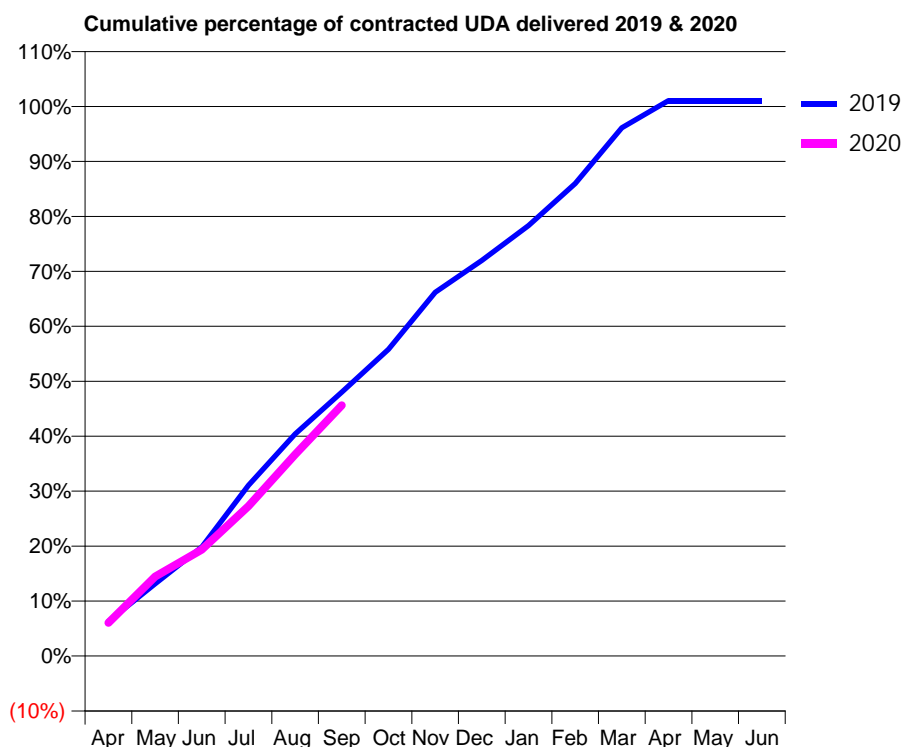
19/20 Contracted general activity (UDA)	3,680
Carry forward general activity (UDA)	-38
19/20 Contracted orthodontic activity (UOA)	0
Carry forward orthodontic activity (UOA)	0
Baseline contract value	£85,929.95

ACCESS*

Patients seen in 24 months	Total	Change since previous quarter
Quarter ending September 2018	1,614	
Quarter ending December 2018	1,627	→
Quarter ending March 2019	1,665	↑
Quarter ending June 2019	1,666	→
Quarter ending September 2019	1,620	↓
Variance since September 2018	0.4%	→



ACTIVITY



Month	Adjusted Scheduled Activity (UDA)	
	2019	2020
April	233	223
May	484	532
June	730	712
July	1,143	1,003
August	1,487	1,350
September	1,767	1,679
October	2,054	
November	2,435	
December	2,648	
January	2,882	
February	3,165	
March	3,537	
April	3,719	
May	3,719	
June	3,719	

QUALITY

	Quantity	Base Number	Contract	AT	Region	England
% of FP17s for the same patient ID Re-attending within 3 months - Children	45	556	8.1%	11.2%	10.8%	11.5%
% of FP17s for the same patient ID Re-attending within 3 months - Adults	91	555	16.4%	14.6%	15.2%	15.4%
% of FP17s for the same patient ID Re-attending between 3 & 9 months - Children	362	556	65.1%	59.3%	62.2%	59.7%
% of FP17s for the same patient ID Re-attending between 3 & 9 months - Adults	288	555	51.9%	49.7%	52.9%	51.7%
% of FP17s for Band 1 Urgent Courses	92	1,019	9.0%	10.0%	9.7%	9.2%
% of FP17s Relating to Free Repair or Replacements	0	1,019	0.0%	0.6%	0.6%	0.7%
% of FP17s Relating to Continuations	14	1,019	1.4%	0.5%	0.7%	0.8%
% of Patients satisfied with the dentistry they have received	0	0	N/A	91.6%	93.6%	93.5%
% of Patients satisfied with the time they had to wait for an appointment	0	0	N/A	83.7%	86.3%	87.4%

* This is based on patients treated on this contract for their most recent course of treatment.

Figures in italics indicate the base number of FP17s or Patient Questionnaire responses are less than 100. N/A is shown where the base number of responses is less than 10 during the period. % is calculated as Quantity/Base number*100

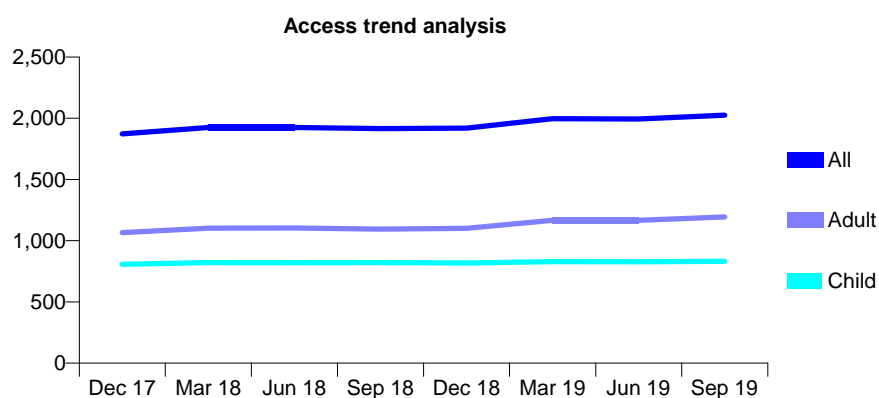
Q69 - Vital Signs At a Glance Contract Report for 101281/0061 - September 2019

Name or company name	OASIS DENTAL CARE LTD
Contract type name	GDS Contract
Purpose of contract	General
Contract start date	01/04/2006
Contract end date	

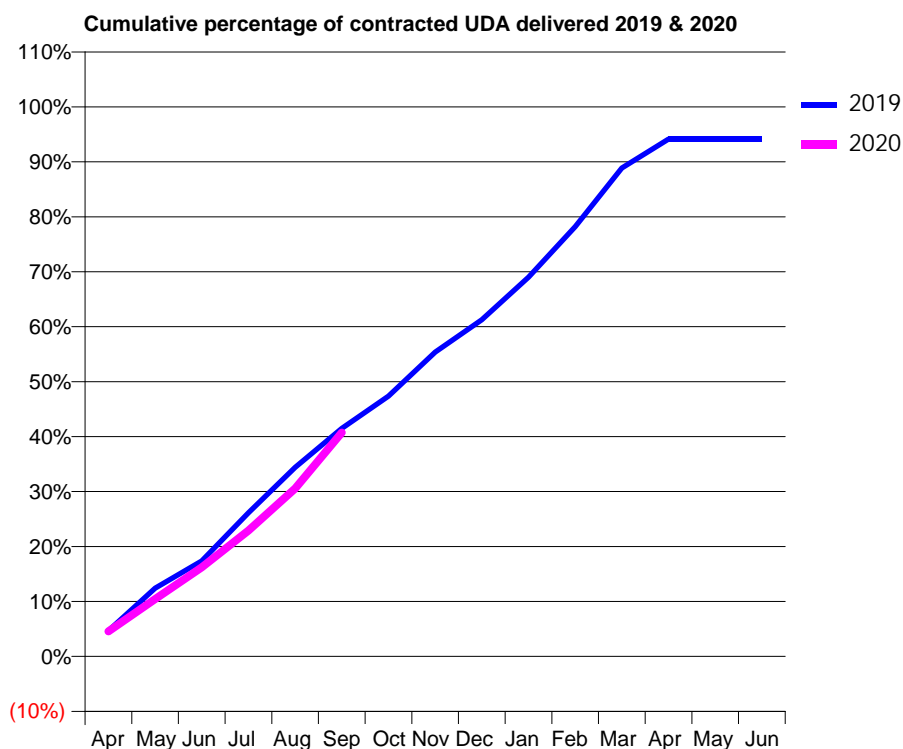
19/20 Contracted general activity (UDA)	4,153
Carry forward general activity (UDA)	0
19/20 Contracted orthodontic activity (UOA)	0
Carry forward orthodontic activity (UOA)	0
Baseline contract value	£91,715.48

ACCESS*

Patients seen in 24 months	Total	Change since previous quarter
Quarter ending September 2018	1,916	
Quarter ending December 2018	1,920	→
Quarter ending March 2019	1,997	↑
Quarter ending June 2019	1,994	→
Quarter ending September 2019	2,026	→
Variance since September 2018	5.7%	↑



ACTIVITY



Month	2019	2020
April	194	190
May	515	434
June	721	674
July	1,086	952
August	1,429	1,269
September	1,723	1,692
October	1,967	
November	2,300	
December	2,544	
January	2,865	
February	3,247	
March	3,691	
April	3,910	
May	3,910	
June	3,910	

QUALITY

	Quantity	Base Number	Contract	AT	Region	England
% of FP17s for the same patient ID Re-attending within 3 months - Children	28	604	4.6%	11.2%	10.8%	11.5%
% of FP17s for the same patient ID Re-attending within 3 months - Adults	57	676	8.4%	14.6%	15.2%	15.4%
% of FP17s for the same patient ID Re-attending between 3 & 9 months - Children	338	604	56.0%	59.3%	62.2%	59.7%
% of FP17s for the same patient ID Re-attending between 3 & 9 months - Adults	297	676	43.9%	49.7%	52.9%	51.7%
% of FP17s for Band 1 Urgent Courses	83	1,172	7.1%	10.0%	9.7%	9.2%
% of FP17s Relating to Free Repair or Replacements	1	1,172	0.1%	0.6%	0.6%	0.7%
% of FP17s Relating to Continuations	2	1,172	0.2%	0.5%	0.7%	0.8%
% of Patients satisfied with the dentistry they have received	0	0	N/A	91.6%	93.6%	93.5%
% of Patients satisfied with the time they had to wait for an appointment	0	0	N/A	83.7%	86.3%	87.4%

* This is based on patients treated on this contract for their most recent course of treatment. Figures in italics indicate the base number of FP17s or Patient Questionnaire responses are less than 100. N/A is shown where the base number of responses is less than 10 during the period. % is calculated as Quantity/Base number*100

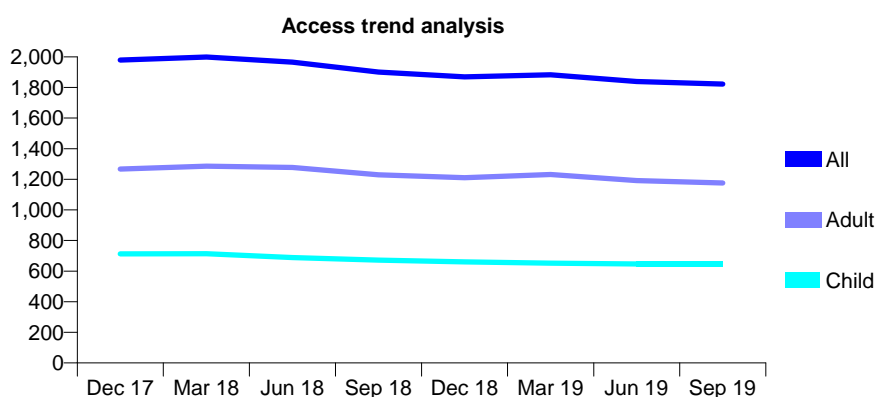
Q69 - Vital Signs At a Glance Contract Report for 101281/0073 - September 2019

Name or company name	OASIS DENTAL CARE LTD
Contract type name	GDS Contract
Purpose of contract	General
Contract start date	01/04/2006
Contract end date	

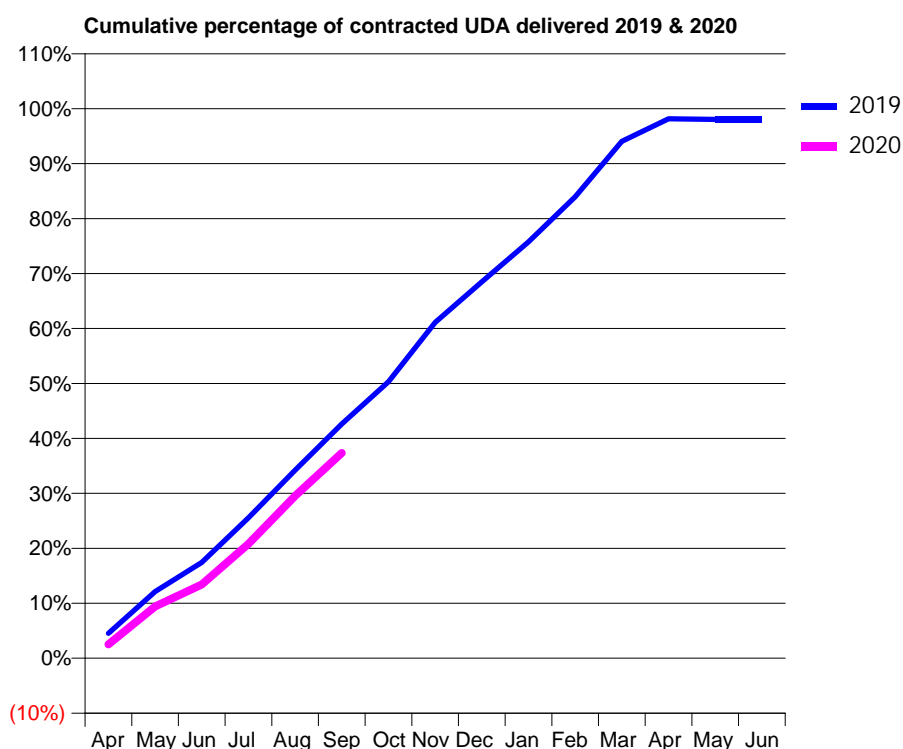
19/20 Contracted general activity (UDA)	4,800
Carry forward general activity (UDA)	93
19/20 Contracted orthodontic activity (UOA)	0
Carry forward orthodontic activity (UOA)	0
Baseline contract value	£112,167.01

ACCESS*

Patients seen in 24 months	Total	Change since previous quarter
Quarter ending September 2018	1,901	
Quarter ending December 2018	1,870	↓
Quarter ending March 2019	1,883	→
Quarter ending June 2019	1,839	↓
Quarter ending September 2019	1,823	→
Variance since September 2018	(4.1%)	↓



ACTIVITY



Month	2019	2020
April	217	121
May	582	453
June	837	644
July	1,227	999
August	1,643	1,418
September	2,046	1,793
October	2,415	
November	2,933	
December	3,287	
January	3,637	
February	4,031	
March	4,514	
April	4,711	
May	4,707	
June	4,707	

QUALITY

	Quantity	Base Number	Contract	AT	Region	England
% of FP17s for the same patient ID Re-attending within 3 months - Children	45	521	8.6%	11.2%	10.8%	11.5%
% of FP17s for the same patient ID Re-attending within 3 months - Adults	59	688	8.6%	14.6%	15.2%	15.4%
% of FP17s for the same patient ID Re-attending between 3 & 9 months - Children	304	521	58.3%	59.3%	62.2%	59.7%
% of FP17s for the same patient ID Re-attending between 3 & 9 months - Adults	386	688	56.1%	49.7%	52.9%	51.7%
% of FP17s for Band 1 Urgent Courses	87	1,147	7.6%	10.0%	9.7%	9.2%
% of FP17s Relating to Free Repair or Replacements	6	1,147	0.5%	0.6%	0.6%	0.7%
% of FP17s Relating to Continuations	0	1,147	0.0%	0.5%	0.7%	0.8%
% of Patients satisfied with the dentistry they have received	1	1	N/A	91.6%	93.6%	93.5%
% of Patients satisfied with the time they had to wait for an appointment	1	1	N/A	83.7%	86.3%	87.4%

* This is based on patients treated on this contract for their most recent course of treatment. Figures in italics indicate the base number of FP17s or Patient Questionnaire responses are less than 100. N/A is shown where the base number of responses is less than 10 during the period. % is calculated as Quantity/Base number*100

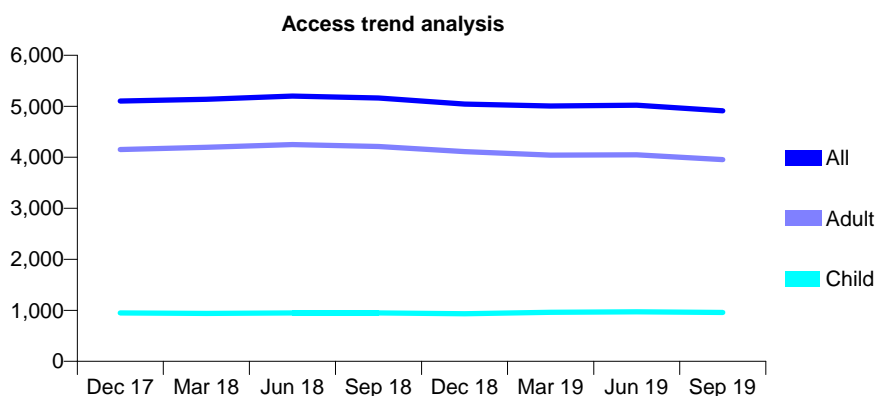
Q69 - Vital Signs At a Glance Contract Report for 101281/0074 - September 2019

Name or company name	OASIS DENTAL CARE LTD
Contract type name	GDS Contract
Purpose of contract	General
Contract start date	01/04/2006
Contract end date	

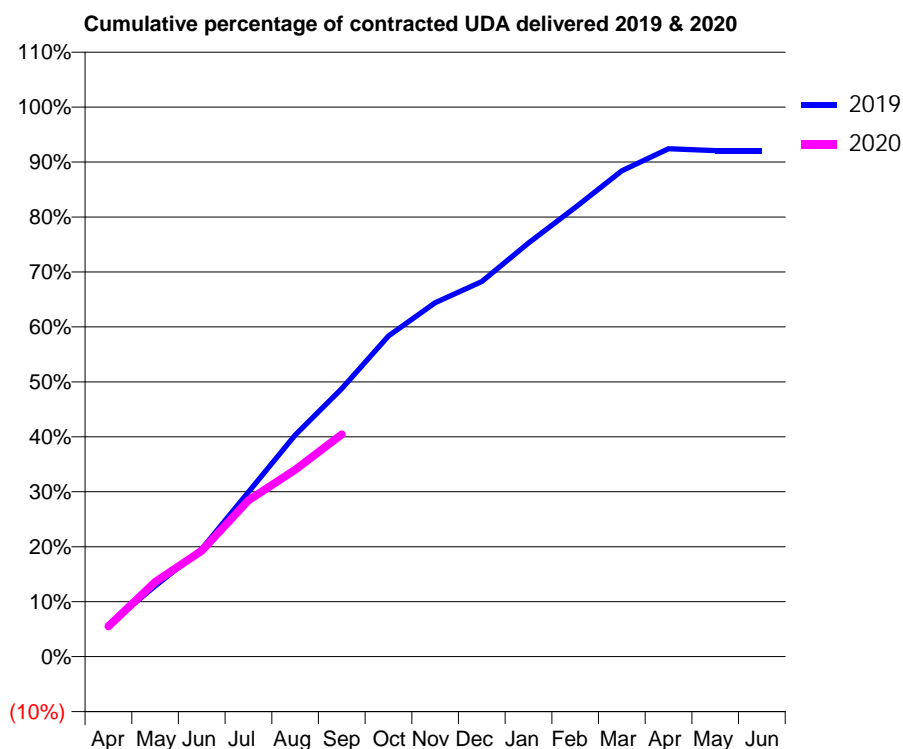
19/20 Contracted general activity (UDA)	12,288
Carry forward general activity (UDA)	0
19/20 Contracted orthodontic activity (UOA)	0
Carry forward orthodontic activity (UOA)	0
Baseline contract value	£280,101.41

ACCESS*

Patients seen in 24 months	Total	Change since previous quarter
Quarter ending September 2018	5,161	
Quarter ending December 2018	5,045	↓
Quarter ending March 2019	5,006	→
Quarter ending June 2019	5,021	→
Quarter ending September 2019	4,912	↓
Variance since September 2018	(4.8%)	↓



ACTIVITY



Month	Adjusted Scheduled Activity (UDA)	
	2019	2020
April	703	679
May	1,580	1,669
June	2,409	2,367
July	3,683	3,495
August	4,955	4,179
September	5,992	4,970
October	7,171	
November	7,913	
December	8,387	
January	9,247	
February	10,041	
March	10,860	
April	11,357	
May	11,311	
June	11,313	

QUALITY

	Quantity	Base Number	Contract	AT	Region	England
% of FP17s for the same patient ID Re-attending within 3 months - Children	40	655	6.1%	11.2%	10.8%	11.5%
% of FP17s for the same patient ID Re-attending within 3 months - Adults	303	2,082	14.6%	14.6%	15.2%	15.4%
% of FP17s for the same patient ID Re-attending between 3 & 9 months - Children	318	655	48.5%	59.3%	62.2%	59.7%
% of FP17s for the same patient ID Re-attending between 3 & 9 months - Adults	834	2,082	40.1%	49.7%	52.9%	51.7%
% of FP17s for Band 1 Urgent Courses	270	2,523	10.7%	10.0%	9.7%	9.2%
% of FP17s Relating to Free Repair or Replacements	24	2,523	1.0%	0.6%	0.6%	0.7%
% of FP17s Relating to Continuations	16	2,523	0.6%	0.5%	0.7%	0.8%
% of Patients satisfied with the dentistry they have received	2	2	N/A	91.6%	93.6%	93.5%
% of Patients satisfied with the time they had to wait for an appointment	2	2	N/A	83.7%	86.3%	87.4%

* This is based on patients treated on this contract for their most recent course of treatment. Figures in italics indicate the base number of FP17s or Patient Questionnaire responses are less than 100. N/A is shown where the base number of responses is less than 10 during the period. % is calculated as Quantity/Base number*100

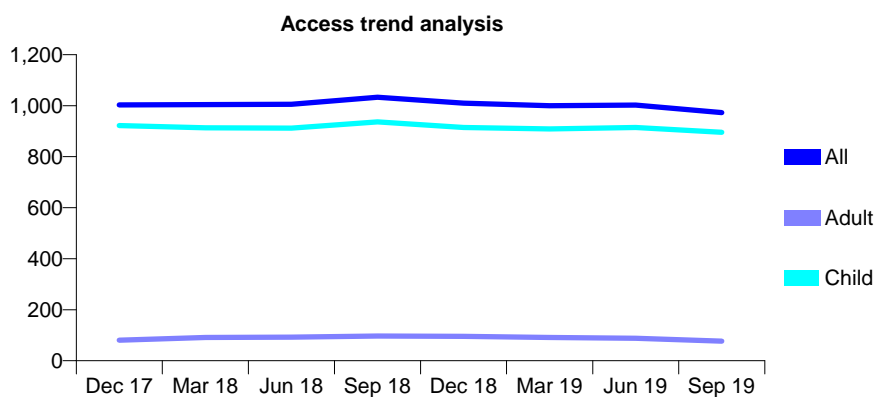
Q69 - Vital Signs At a Glance Contract Report for 101281/0099 - September 2019

Name or company name	OASIS DENTAL CARE LTD
Contract type name	GDS Contract
Purpose of contract	General
Contract start date	01/04/2006
Contract end date	

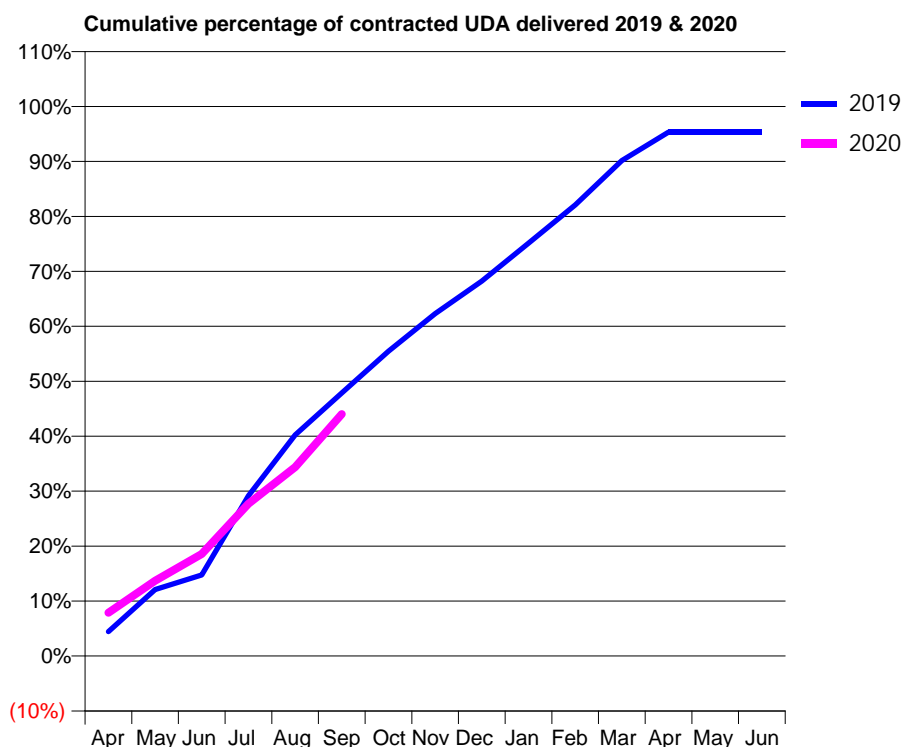
19/20 Contracted general activity (UDA)	1,883
Carry forward general activity (UDA)	0
19/20 Contracted orthodontic activity (UOA)	0
Carry forward orthodontic activity (UOA)	0
Baseline contract value	£42,323.81

ACCESS*

Patients seen in 24 months	Total	Change since previous quarter
Quarter ending September 2018	1,033	
Quarter ending December 2018	1,010	↓
Quarter ending March 2019	1,000	→
Quarter ending June 2019	1,002	→
Quarter ending September 2019	973	↓
Variance since September 2018	(5.8%)	↓



ACTIVITY



Month	Adjusted Scheduled Activity (UDA)	
	2019	2020
April	84	148
May	228	258
June	278	350
July	550	522
August	758	647
September	901	829
October	1,044	
November	1,173	
December	1,285	
January	1,415	
February	1,546	
March	1,697	
April	1,795	
May	1,795	
June	1,795	

QUALITY

	Quantity	Base Number	Contract	AT	Region	England
% of FP17s for the same patient ID Re-attending within 3 months - Children	41	708	5.8%	11.2%	10.8%	11.5%
% of FP17s for the same patient ID Re-attending within 3 months - Adults	0	0	N/A	14.6%	15.2%	15.4%
% of FP17s for the same patient ID Re-attending between 3 & 9 months - Children	429	708	60.6%	59.3%	62.2%	59.7%
% of FP17s for the same patient ID Re-attending between 3 & 9 months - Adults	0	0	N/A	49.7%	52.9%	51.7%
% of FP17s for Band 1 Urgent Courses	18	627	2.9%	10.0%	9.7%	9.2%
% of FP17s Relating to Free Repair or Replacements	0	627	0.0%	0.6%	0.6%	0.7%
% of FP17s Relating to Continuations	6	627	1.0%	0.5%	0.7%	0.8%
% of Patients satisfied with the dentistry they have received	0	0	N/A	91.6%	93.6%	93.5%
% of Patients satisfied with the time they had to wait for an appointment	0	0	N/A	83.7%	86.3%	87.4%

* This is based on patients treated on this contract for their most recent course of treatment. Figures in italics indicate the base number of FP17s or Patient Questionnaire responses are less than 100. N/A is shown where the base number of responses is less than 10 during the period. % is calculated as Quantity/Base number*100

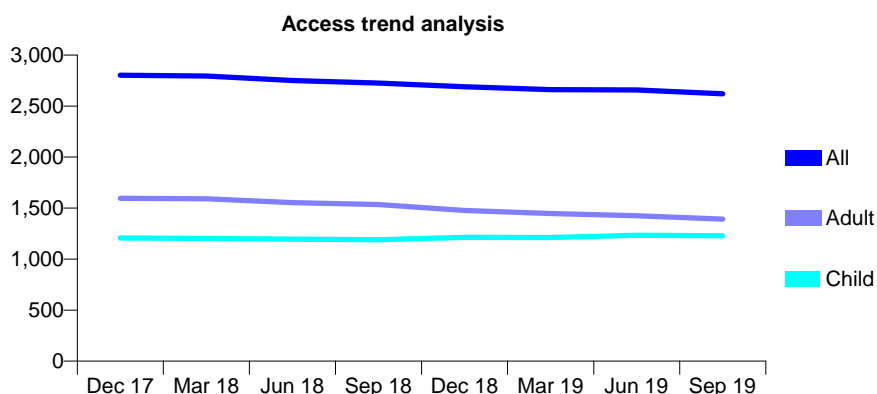
Q69 - Vital Signs At a Glance Contract Report for 101281/0100 - September 2019

Name or company name	OASIS DENTAL CARE LTD
Contract type name	GDS Contract
Purpose of contract	General
Contract start date	01/04/2006
Contract end date	

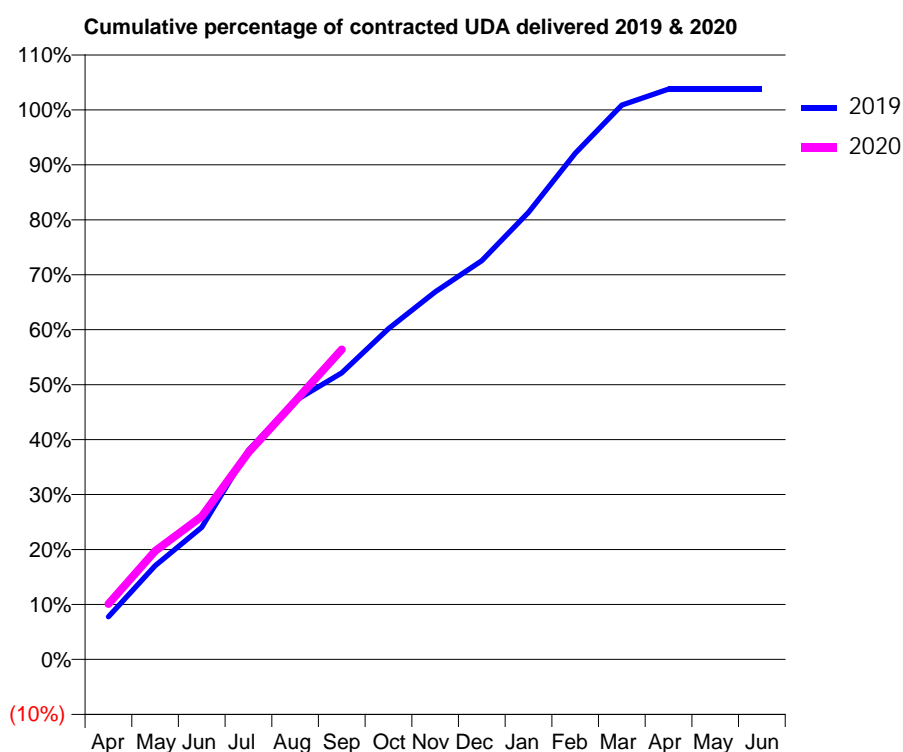
19/20 Contracted general activity (UDA)	7,179
Carry forward general activity (UDA)	-143
19/20 Contracted orthodontic activity (UOA)	0
Carry forward orthodontic activity (UOA)	0
Baseline contract value	£168,583.06

ACCESS*

Patients seen in 24 months	Total	Change since previous quarter
Quarter ending September 2018	2,725	
Quarter ending December 2018	2,690	↓
Quarter ending March 2019	2,661	↓
Quarter ending June 2019	2,658	→
Quarter ending September 2019	2,620	↓
Variance since September 2018	(3.9%)	↓



ACTIVITY



Adjusted Scheduled Activity (UDA)		
Month	2019	2020
April	558	723
May	1,223	1,417
June	1,725	1,869
July	2,734	2,705
August	3,379	3,374
September	3,742	4,049
October	4,320	
November	4,802	
December	5,208	
January	5,841	
February	6,612	
March	7,241	
April	7,451	
May	7,451	
June	7,451	

QUALITY

	Quantity	Base Number	Contract	AT	Region	England
% of FP17s for the same patient ID Re-attending within 3 months - Children	160	1,227	13.0%	11.2%	10.8%	11.5%
% of FP17s for the same patient ID Re-attending within 3 months - Adults	165	998	16.5%	14.6%	15.2%	15.4%
% of FP17s for the same patient ID Re-attending between 3 & 9 months - Children	805	1,227	65.6%	59.3%	62.2%	59.7%
% of FP17s for the same patient ID Re-attending between 3 & 9 months - Adults	572	998	57.3%	49.7%	52.9%	51.7%
% of FP17s for Band 1 Urgent Courses	130	2,127	6.1%	10.0%	9.7%	9.2%
% of FP17s Relating to Free Repair or Replacements	16	2,127	0.8%	0.6%	0.6%	0.7%
% of FP17s Relating to Continuations	29	2,127	1.4%	0.5%	0.7%	0.8%
% of Patients satisfied with the dentistry they have received	0	0	N/A	91.6%	93.6%	93.5%
% of Patients satisfied with the time they had to wait for an appointment	0	0	N/A	83.7%	86.3%	87.4%

* This is based on patients treated on this contract for their most recent course of treatment. Figures in italics indicate the base number of FP17s or Patient Questionnaire responses are less than 100. N/A is shown where the base number of responses is less than 10 during the period. % is calculated as Quantity/Base number*100

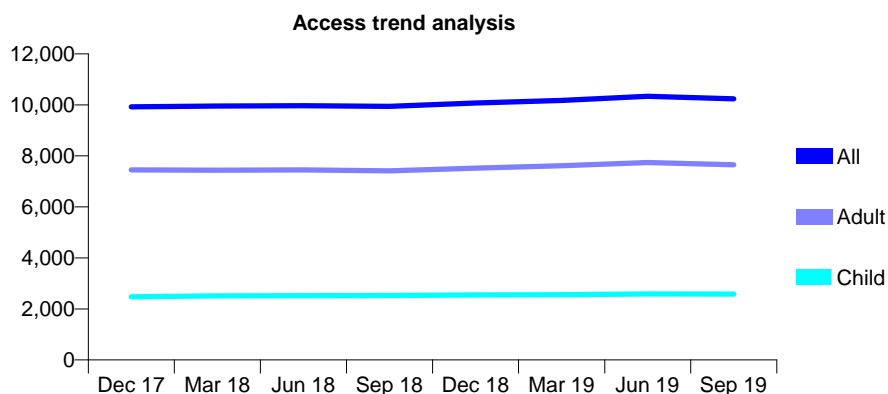
Q69 - Vital Signs At a Glance Contract Report for 101362/0004 - September 2019

Name or company name	Rodericks Dental Limited
Contract type name	GDS Contract
Purpose of contract	General
Contract start date	01/04/2007
Contract end date	

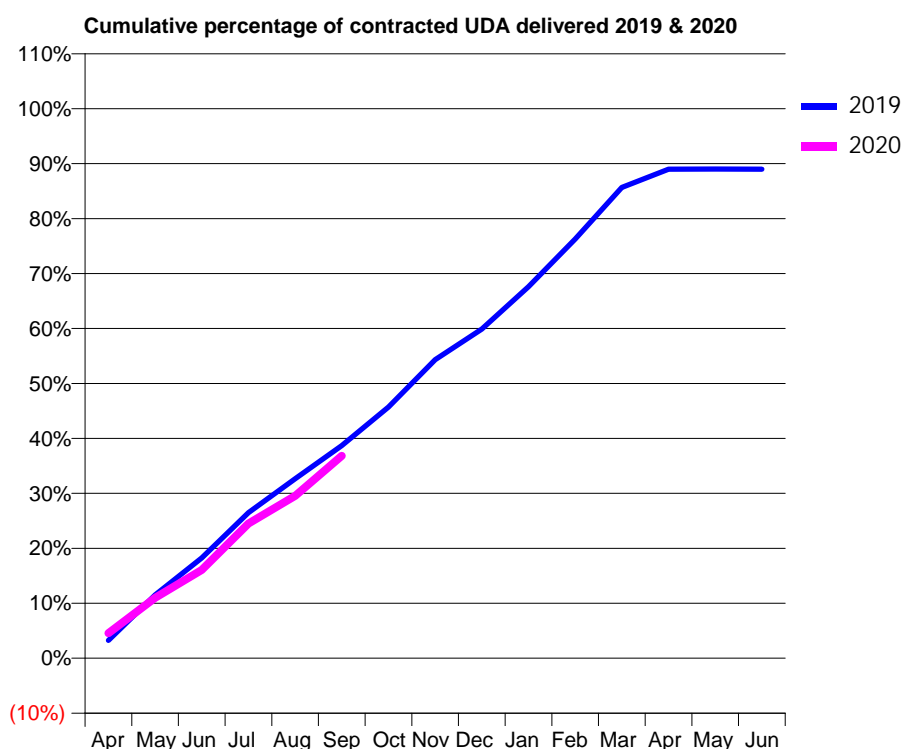
19/20 Contracted general activity (UDA)	28,406
Carry forward general activity (UDA)	0
19/20 Contracted orthodontic activity (UOA)	0
Carry forward orthodontic activity (UOA)	0
Baseline contract value	£699,060.62

ACCESS*

Patients seen in 24 months	Total	Change since previous quarter
Quarter ending September 2018	9,941	
Quarter ending December 2018	10,071	→
Quarter ending March 2019	10,171	→
Quarter ending June 2019	10,336	→
Quarter ending September 2019	10,236	→
Variance since September 2018	3.0%	↑



ACTIVITY



Month	2019	2020
April	929	1,293
May	3,269	3,126
June	5,190	4,558
July	7,527	6,966
August	9,281	8,389
September	10,989	10,458
October	12,980	
November	15,430	
December	17,018	
January	19,210	
February	21,666	
March	24,330	
April	25,271	
May	25,284	
June	25,272	

QUALITY

	Quantity	Base Number	Contract	AT	Region	England
% of FP17s for the same patient ID Re-attending within 3 months - Children	154	1,869	8.2%	11.2%	10.8%	11.5%
% of FP17s for the same patient ID Re-attending within 3 months - Adults	823	4,652	17.7%	14.6%	15.2%	15.4%
% of FP17s for the same patient ID Re-attending between 3 & 9 months - Children	1,096	1,869	58.6%	59.3%	62.2%	59.7%
% of FP17s for the same patient ID Re-attending between 3 & 9 months - Adults	1,961	4,652	42.2%	49.7%	52.9%	51.7%
% of FP17s for Band 1 Urgent Courses	744	5,337	13.9%	10.0%	9.7%	9.2%
% of FP17s Relating to Free Repair or Replacements	68	5,337	1.3%	0.6%	0.6%	0.7%
% of FP17s Relating to Continuations	41	5,337	0.8%	0.5%	0.7%	0.8%
% of Patients satisfied with the dentistry they have received	1	1	N/A	91.6%	93.6%	93.5%
% of Patients satisfied with the time they had to wait for an appointment	1	1	N/A	83.7%	86.3%	87.4%

* This is based on patients treated on this contract for their most recent course of treatment. Figures in italics indicate the base number of FP17s or Patient Questionnaire responses are less than 100. N/A is shown where the base number of responses is less than 10 during the period. % is calculated as Quantity/Base number*100

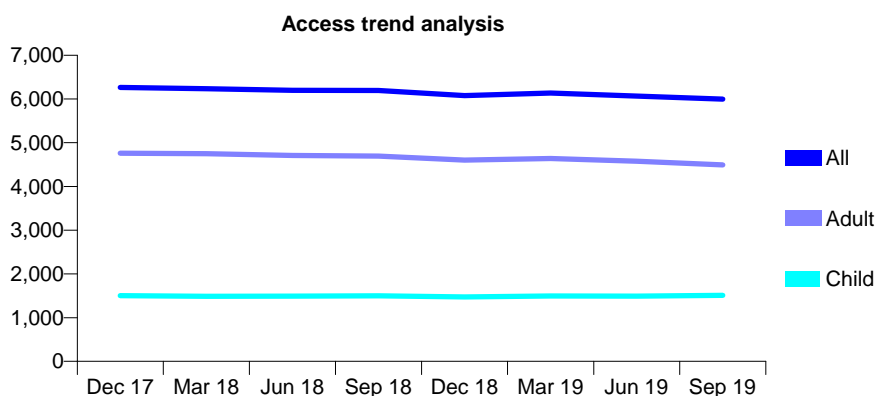
Q69 - Vital Signs At a Glance Contract Report for 101362/0016 - September 2019

Name or company name	Rodericks Dental Limited
Contract type name	GDS Contract
Purpose of contract	General
Contract start date	01/05/2009
Contract end date	

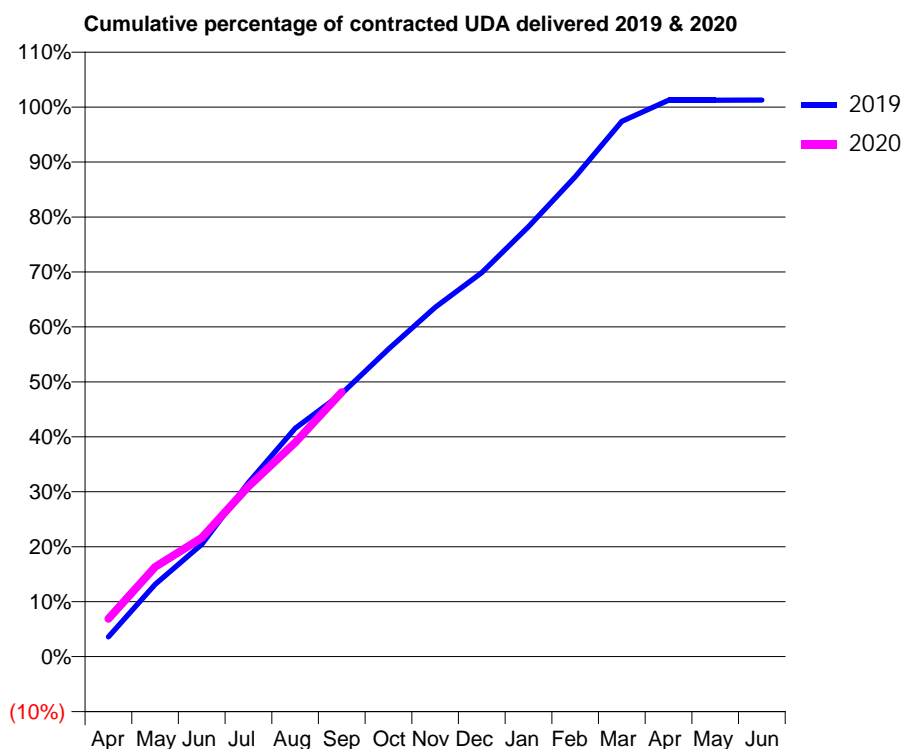
19/20 Contracted general activity (UDA)	14,000
Carry forward general activity (UDA)	-178
19/20 Contracted orthodontic activity (UOA)	0
Carry forward orthodontic activity (UOA)	0
Baseline contract value	£338,028.23

ACCESS*

Patients seen in 24 months	Total	Change since previous quarter
Quarter ending September 2018	6,194	
Quarter ending December 2018	6,077	↓
Quarter ending March 2019	6,135	→
Quarter ending June 2019	6,068	↓
Quarter ending September 2019	5,998	↓
Variance since September 2018	(3.2%)	↓



ACTIVITY



Month	Adjusted Scheduled Activity (UDA)	
	2019	2020
April	505	968
May	1,841	2,285
June	2,862	3,028
July	4,435	4,338
August	5,816	5,456
September	6,702	6,740
October	7,832	
November	8,901	
December	9,781	
January	10,955	
February	12,225	
March	13,636	
April	14,171	
May	14,175	
June	14,178	

QUALITY

	Quantity	Base Number	Contract	AT	Region	England
% of FP17s for the same patient ID Re-attending within 3 months - Children	78	960	8.1%	11.2%	10.8%	11.5%
% of FP17s for the same patient ID Re-attending within 3 months - Adults	377	2,648	14.2%	14.6%	15.2%	15.4%
% of FP17s for the same patient ID Re-attending between 3 & 9 months - Children	489	960	50.9%	59.3%	62.2%	59.7%
% of FP17s for the same patient ID Re-attending between 3 & 9 months - Adults	1,265	2,648	47.8%	49.7%	52.9%	51.7%
% of FP17s for Band 1 Urgent Courses	428	3,347	12.8%	10.0%	9.7%	9.2%
% of FP17s Relating to Free Repair or Replacements	27	3,347	0.8%	0.6%	0.6%	0.7%
% of FP17s Relating to Continuations	6	3,347	0.2%	0.5%	0.7%	0.8%
% of Patients satisfied with the dentistry they have received	1	2	N/A	91.6%	93.6%	93.5%
% of Patients satisfied with the time they had to wait for an appointment	1	2	N/A	83.7%	86.3%	87.4%

* This is based on patients treated on this contract for their most recent course of treatment. Figures in italics indicate the base number of FP17s or Patient Questionnaire responses are less than 100. N/A is shown where the base number of responses is less than 10 during the period. % is calculated as Quantity/Base number*100

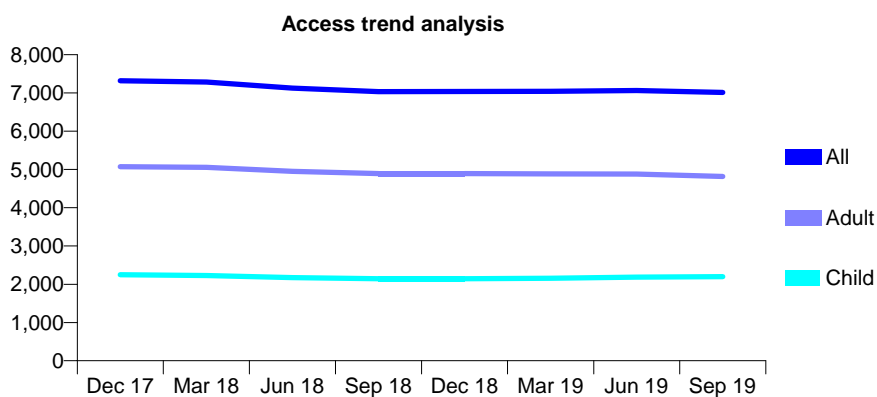
Q69 - Vital Signs At a Glance Contract Report for 101362/0017 - September 2019

Name or company name	Rodericks Dental Limited
Contract type name	GDS Contract
Purpose of contract	General
Contract start date	01/07/2009
Contract end date	

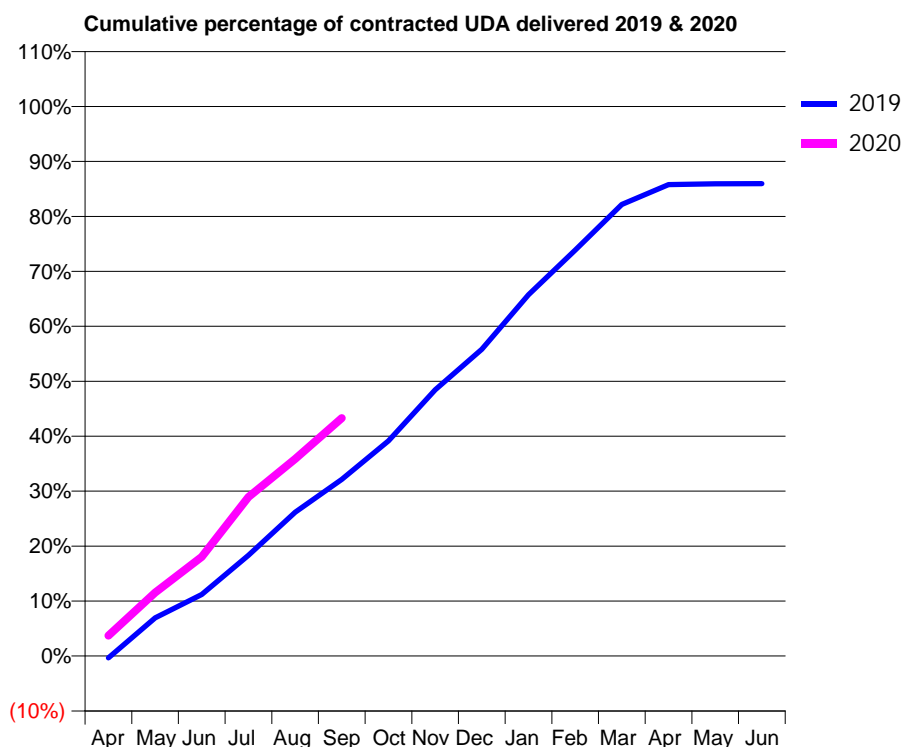
19/20 Contracted general activity (UDA)	22,048
Carry forward general activity (UDA)	0
19/20 Contracted orthodontic activity (UOA)	0
Carry forward orthodontic activity (UOA)	0
Baseline contract value	£564,060.88

ACCESS*

Patients seen in 24 months	Total	Change since previous quarter
Quarter ending September 2018	7,032	
Quarter ending December 2018	7,038	→
Quarter ending March 2019	7,043	→
Quarter ending June 2019	7,064	→
Quarter ending September 2019	7,013	→
Variance since September 2018	(0.3%)	→



ACTIVITY



Month	Adjusted Scheduled Activity (UDA)	
	2019	2020
April	-78	819
May	1,532	2,547
June	2,471	3,976
July	4,041	6,380
August	5,772	7,910
September	7,088	9,542
October	8,635	
November	10,681	
December	12,309	
January	14,496	
February	16,287	
March	18,119	
April	18,911	
May	18,944	
June	18,947	

QUALITY

	Quantity	Base Number	Contract	AT	Region	England
% of FP17s for the same patient ID Re-attending within 3 months - Children	117	1,370	8.5%	11.2%	10.8%	11.5%
% of FP17s for the same patient ID Re-attending within 3 months - Adults	542	2,794	19.4%	14.6%	15.2%	15.4%
% of FP17s for the same patient ID Re-attending between 3 & 9 months - Children	704	1,370	51.4%	59.3%	62.2%	59.7%
% of FP17s for the same patient ID Re-attending between 3 & 9 months - Adults	1,078	2,794	38.6%	49.7%	52.9%	51.7%
% of FP17s for Band 1 Urgent Courses	613	3,876	15.8%	10.0%	9.7%	9.2%
% of FP17s Relating to Free Repair or Replacements	19	3,876	0.5%	0.6%	0.6%	0.7%
% of FP17s Relating to Continuations	18	3,876	0.5%	0.5%	0.7%	0.8%
% of Patients satisfied with the dentistry they have received	2	2	N/A	91.6%	93.6%	93.5%
% of Patients satisfied with the time they had to wait for an appointment	2	2	N/A	83.7%	86.3%	87.4%

* This is based on patients treated on this contract for their most recent course of treatment. Figures in italics indicate the base number of FP17s or Patient Questionnaire responses are less than 100. N/A is shown where the base number of responses is less than 10 during the period. % is calculated as Quantity/Base number*100

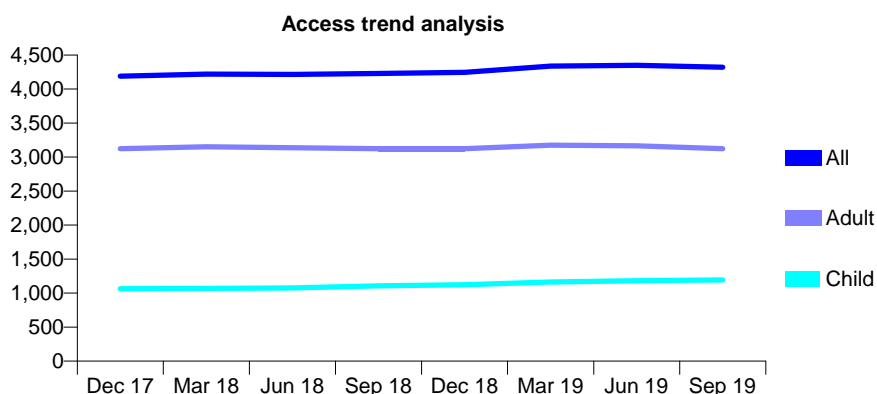
Q69 - Vital Signs At a Glance Contract Report for 101362/0019 - September 2019

Name or company name	Rodericks Dental Limited
Contract type name	GDS Contract
Purpose of contract	General
Contract start date	01/07/2009
Contract end date	

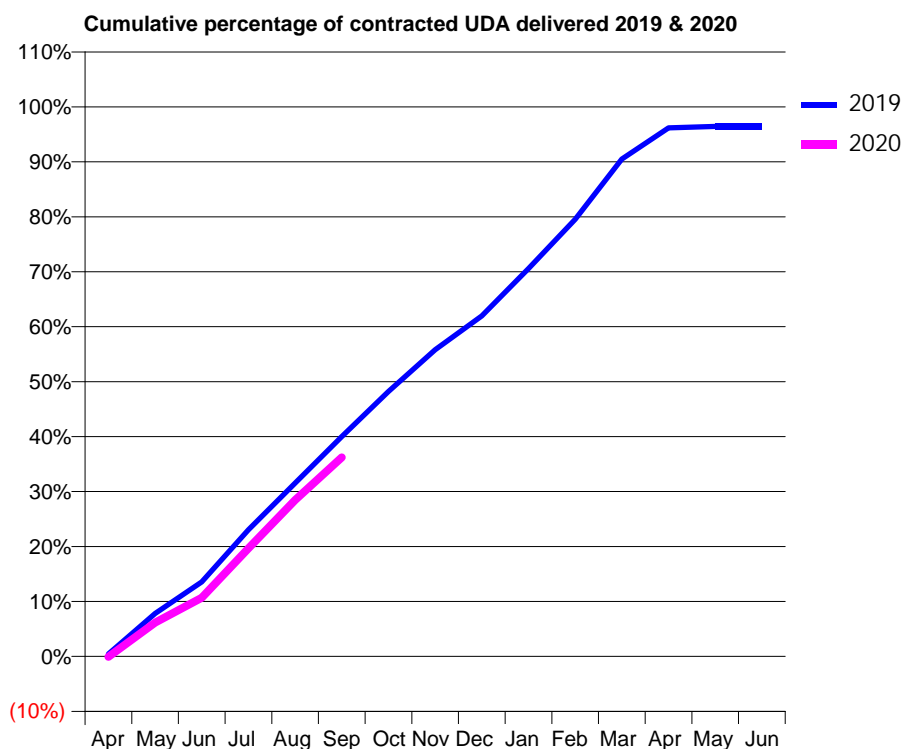
19/20 Contracted general activity (UDA)	10,000
Carry forward general activity (UDA)	358
19/20 Contracted orthodontic activity (UOA)	0
Carry forward orthodontic activity (UOA)	0
Baseline contract value	£241,448.73

ACCESS*

Patients seen in 24 months	Total	Change since previous quarter
Quarter ending September 2018	4,229	
Quarter ending December 2018	4,247	→
Quarter ending March 2019	4,339	↑
Quarter ending June 2019	4,350	→
Quarter ending September 2019	4,321	→
Variance since September 2018	2.2%	↑



ACTIVITY



Month	2019	2020
April	45	-9
May	782	615
June	1,355	1,070
July	2,307	1,967
August	3,155	2,848
September	4,000	3,621
October	4,820	
November	5,583	
December	6,196	
January	7,057	
February	7,955	
March	9,051	
April	9,619	
May	9,643	
June	9,642	

QUALITY

	Quantity	Base Number	Contract	AT	Region	England
% of FP17s for the same patient ID Re-attending within 3 months - Children	77	753	10.2%	11.2%	10.8%	11.5%
% of FP17s for the same patient ID Re-attending within 3 months - Adults	287	1,605	17.9%	14.6%	15.2%	15.4%
% of FP17s for the same patient ID Re-attending between 3 & 9 months - Children	387	753	51.4%	59.3%	62.2%	59.7%
% of FP17s for the same patient ID Re-attending between 3 & 9 months - Adults	564	1,605	35.1%	49.7%	52.9%	51.7%
% of FP17s for Band 1 Urgent Courses	302	1,739	17.4%	10.0%	9.7%	9.2%
% of FP17s Relating to Free Repair or Replacements	7	1,739	0.4%	0.6%	0.6%	0.7%
% of FP17s Relating to Continuations	4	1,739	0.2%	0.5%	0.7%	0.8%
% of Patients satisfied with the dentistry they have received	1	1	N/A	91.6%	93.6%	93.5%
% of Patients satisfied with the time they had to wait for an appointment	1	1	N/A	83.7%	86.3%	87.4%

* This is based on patients treated on this contract for their most recent course of treatment. Figures in italics indicate the base number of FP17s or Patient Questionnaire responses are less than 100. N/A is shown where the base number of responses is less than 10 during the period. % is calculated as Quantity/Base number*100

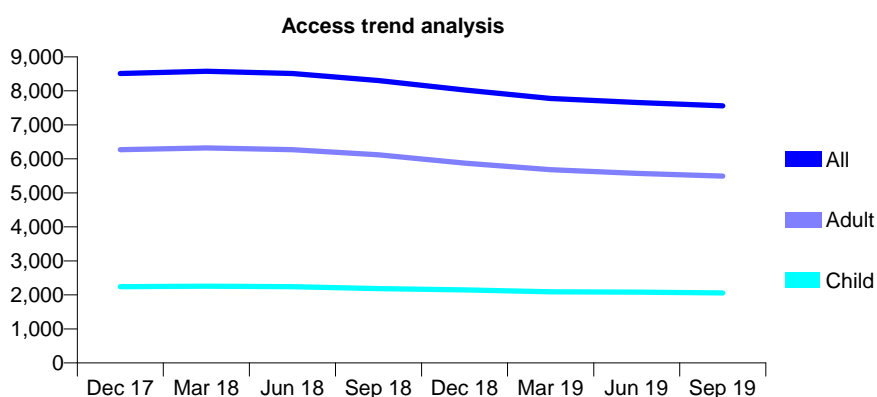
Q69 - Vital Signs At a Glance Contract Report for 101370/0073 - September 2019

Name or company name	Petrie Tucker & Partners Ltd
Contract type name	GDS Contract
Purpose of contract	General
Contract start date	01/08/2006
Contract end date	

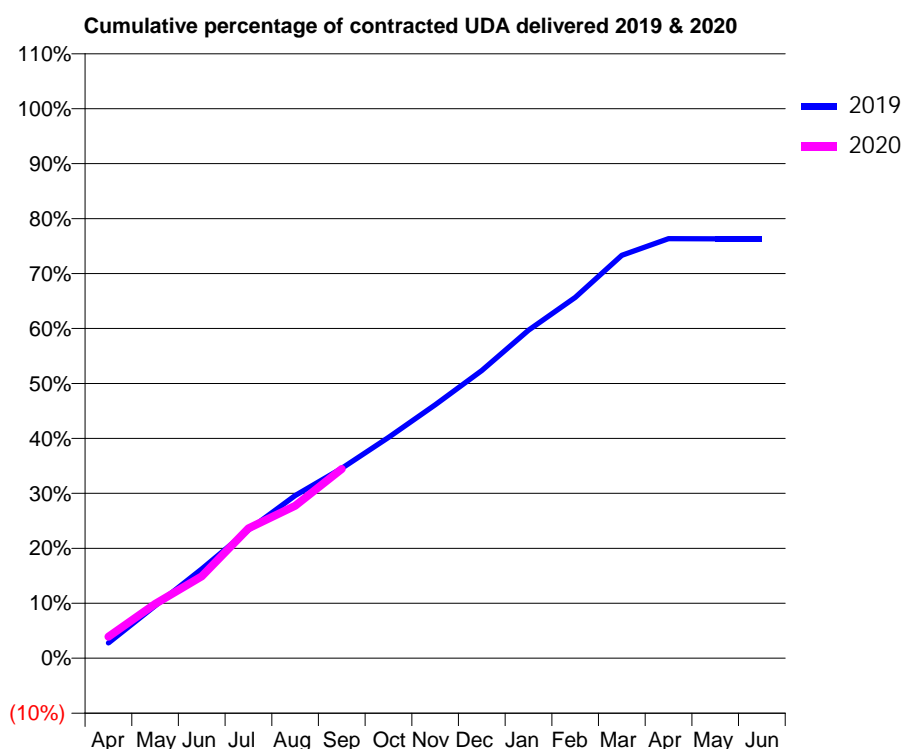
19/20 Contracted general activity (UDA)	22,500
Carry forward general activity (UDA)	0
19/20 Contracted orthodontic activity (UOA)	0
Carry forward orthodontic activity (UOA)	0
Baseline contract value	£611,448.13

ACCESS*

Patients seen in 24 months	Total	Change since previous quarter
Quarter ending September 2018	8,305	
Quarter ending December 2018	8,025	↓
Quarter ending March 2019	7,776	↓
Quarter ending June 2019	7,659	↓
Quarter ending September 2019	7,559	↓
Variance since September 2018	(9.0%)	↓



ACTIVITY



Month	2019	2020
April	626	881
May	2,149	2,224
June	3,656	3,350
July	5,253	5,317
August	6,664	6,246
September	7,777	7,752
October	9,040	
November	10,374	
December	11,778	
January	13,426	
February	14,775	
March	16,499	
April	17,173	
May	17,171	
June	17,170	

QUALITY

	Quantity	Base Number	Contract	AT	Region	England
% of FP17s for the same patient ID Re-attending within 3 months - Children	55	1,279	4.3%	11.2%	10.8%	11.5%
% of FP17s for the same patient ID Re-attending within 3 months - Adults	356	3,181	11.2%	14.6%	15.2%	15.4%
% of FP17s for the same patient ID Re-attending between 3 & 9 months - Children	727	1,279	56.8%	59.3%	62.2%	59.7%
% of FP17s for the same patient ID Re-attending between 3 & 9 months - Adults	1,374	3,181	43.2%	49.7%	52.9%	51.7%
% of FP17s for Band 1 Urgent Courses	318	4,138	7.7%	10.0%	9.7%	9.2%
% of FP17s Relating to Free Repair or Replacements	19	4,138	0.5%	0.6%	0.6%	0.7%
% of FP17s Relating to Continuations	32	4,138	0.8%	0.5%	0.7%	0.8%
% of Patients satisfied with the dentistry they have received	2	2	N/A	91.6%	93.6%	93.5%
% of Patients satisfied with the time they had to wait for an appointment	1	2	N/A	83.7%	86.3%	87.4%

* This is based on patients treated on this contract for their most recent course of treatment.

Figures in italics indicate the base number of FP17s or Patient Questionnaire responses are less than 100. N/A is shown where the base number of responses is less than 10 during the period. % is calculated as Quantity/Base number*100

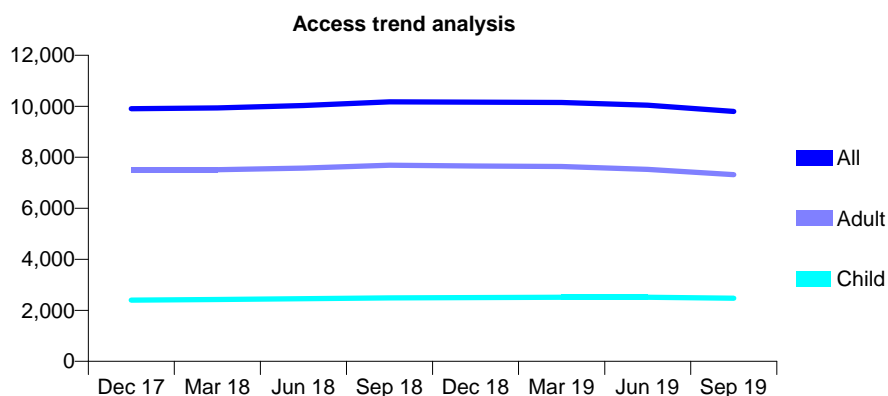
Q69 - Vital Signs At a Glance Contract Report for 101435/0014 - September 2019

Name or company name	IDH Limited
Contract type name	GDS Contract
Purpose of contract	General
Contract start date	01/04/2006
Contract end date	

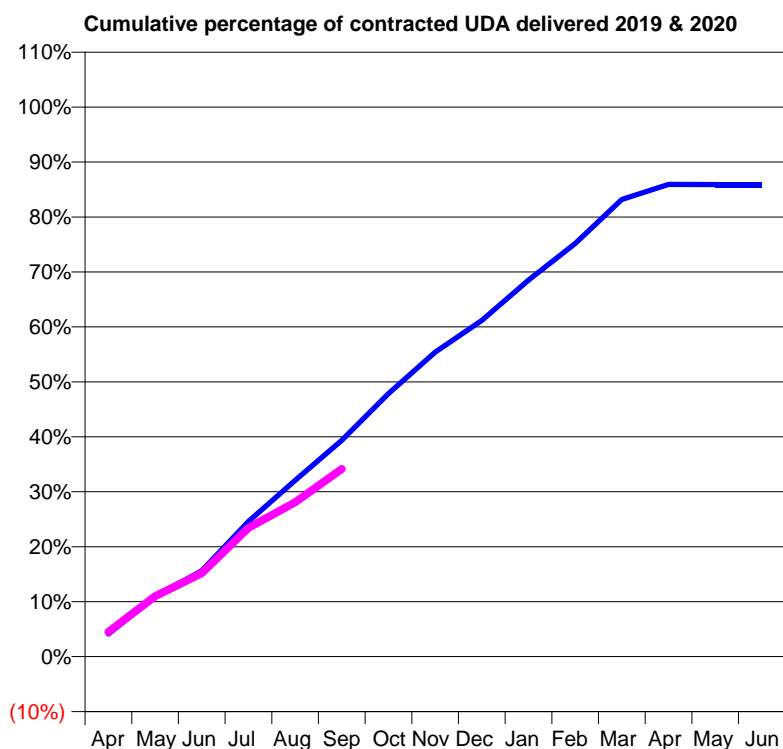
19/20 Contracted general activity (UDA)	32,539
Carry forward general activity (UDA)	0
19/20 Contracted orthodontic activity (UOA)	0
Carry forward orthodontic activity (UOA)	0
Baseline contract value	£743,994.18

ACCESS*

Patients seen in 24 months	Total	Change since previous quarter
Quarter ending September 2018	10,173	
Quarter ending December 2018	10,160	→
Quarter ending March 2019	10,150	→
Quarter ending June 2019	10,041	↓
Quarter ending September 2019	9,795	↓
Variance since September 2018	(3.7%)	↓



ACTIVITY



Month	Adjusted Scheduled Activity (UDA)	
	2019	2020
April	1,336	1,465
May	3,560	3,578
June	5,081	4,937
July	8,005	7,624
August	10,446	9,140
September	12,811	11,111
October	15,579	
November	18,028	
December	19,903	
January	22,292	
February	24,458	
March	27,072	
April	27,954	
May	27,947	
June	27,946	

QUALITY

	Quantity	Base Number	Contract	AT	Region	England
% of FP17s for the same patient ID Re-attending within 3 months - Children	70	1,471	4.8%	11.2%	10.8%	11.5%
% of FP17s for the same patient ID Re-attending within 3 months - Adults	339	3,615	9.4%	14.6%	15.2%	15.4%
% of FP17s for the same patient ID Re-attending between 3 & 9 months - Children	780	1,471	53.0%	59.3%	62.2%	59.7%
% of FP17s for the same patient ID Re-attending between 3 & 9 months - Adults	1,556	3,615	43.0%	49.7%	52.9%	51.7%
% of FP17s for Band 1 Urgent Courses	193	4,706	4.1%	10.0%	9.7%	9.2%
% of FP17s Relating to Free Repair or Replacements	13	4,706	0.3%	0.6%	0.6%	0.7%
% of FP17s Relating to Continuations	67	4,706	1.4%	0.5%	0.7%	0.8%
% of Patients satisfied with the dentistry they have received	2	2	N/A	91.6%	93.6%	93.5%
% of Patients satisfied with the time they had to wait for an appointment	1	2	N/A	83.7%	86.3%	87.4%

* This is based on patients treated on this contract for their most recent course of treatment. Figures in italics indicate the base number of FP17s or Patient Questionnaire responses are less than 100. N/A is shown where the base number of responses is less than 10 during the period. % is calculated as Quantity/Base number*100

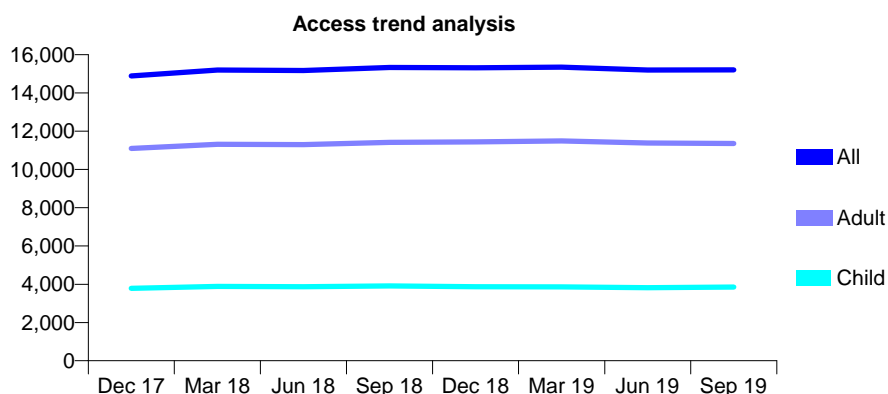
Q69 - Vital Signs At a Glance Contract Report for 101435/0035 - September 2019

Name or company name	IDH Limited
Contract type name	GDS Contract
Purpose of contract	General
Contract start date	01/04/2006
Contract end date	

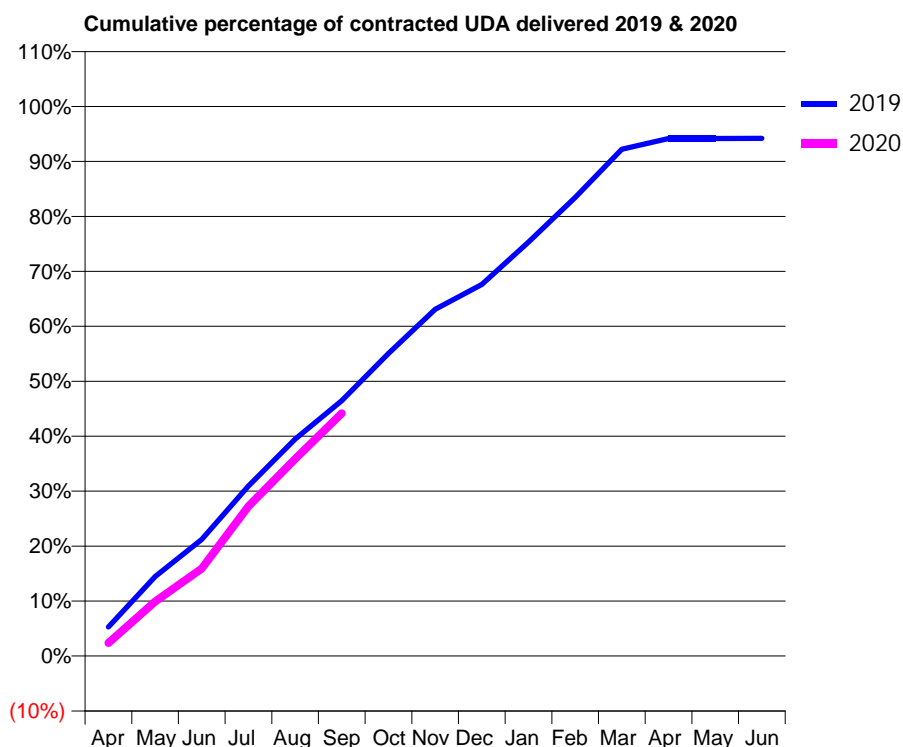
19/20 Contracted general activity (UDA)	33,138
Carry forward general activity (UDA)	0
19/20 Contracted orthodontic activity (UOA)	0
Carry forward orthodontic activity (UOA)	0
Baseline contract value	£744,722.04

ACCESS*

Patients seen in 24 months	Total	Change since previous quarter
Quarter ending September 2018	15,330	
Quarter ending December 2018	15,311	→
Quarter ending March 2019	15,348	→
Quarter ending June 2019	15,198	→
Quarter ending September 2019	15,204	→
Variance since September 2018	(0.8%)	→



ACTIVITY



Month	Adjusted Scheduled Activity (UDA)	
	2019	2020
April	1,852	784
May	5,082	3,284
June	7,460	5,283
July	10,873	9,030
August	13,869	11,890
September	16,326	14,635
October	19,346	
November	22,177	
December	23,748	
January	26,475	
February	29,319	
March	32,409	
April	33,086	
May	33,091	
June	33,094	

QUALITY

	Quantity	Base Number	Contract	AT	Region	England
% of FP17s for the same patient ID Re-attending within 3 months - Children	76	2,420	3.1%	11.2%	10.8%	11.5%
% of FP17s for the same patient ID Re-attending within 3 months - Adults	448	6,034	7.4%	14.6%	15.2%	15.4%
% of FP17s for the same patient ID Re-attending between 3 & 9 months - Children	1,047	2,420	43.3%	59.3%	62.2%	59.7%
% of FP17s for the same patient ID Re-attending between 3 & 9 months - Adults	2,526	6,034	41.9%	49.7%	52.9%	51.7%
% of FP17s for Band 1 Urgent Courses	443	8,062	5.5%	10.0%	9.7%	9.2%
% of FP17s Relating to Free Repair or Replacements	23	8,062	0.3%	0.6%	0.6%	0.7%
% of FP17s Relating to Continuations	60	8,062	0.7%	0.5%	0.7%	0.8%
% of Patients satisfied with the dentistry they have received	2	2	N/A	91.6%	93.6%	93.5%
% of Patients satisfied with the time they had to wait for an appointment	1	2	N/A	83.7%	86.3%	87.4%

* This is based on patients treated on this contract for their most recent course of treatment. Figures in italics indicate the base number of FP17s or Patient Questionnaire responses are less than 100. N/A is shown where the base number of responses is less than 10 during the period. % is calculated as Quantity/Base number*100

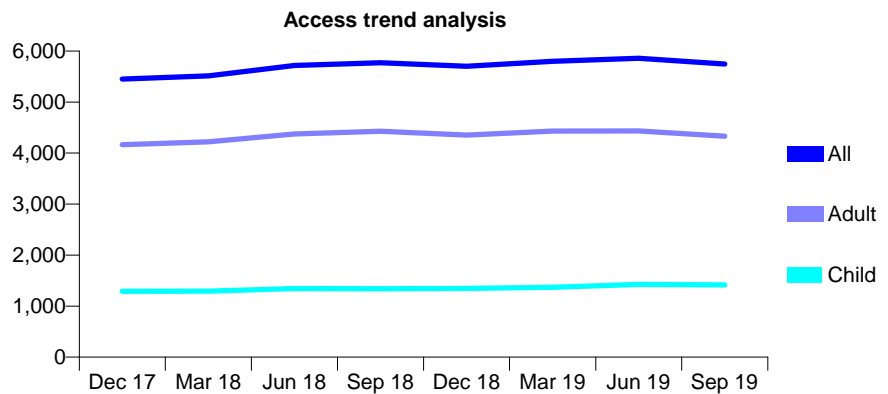
Q69 - Vital Signs At a Glance Contract Report for 101435/0054 - September 2019

Name or company name	IDH Limited
Contract type name	GDS Contract
Purpose of contract	General
Contract start date	01/12/2006
Contract end date	

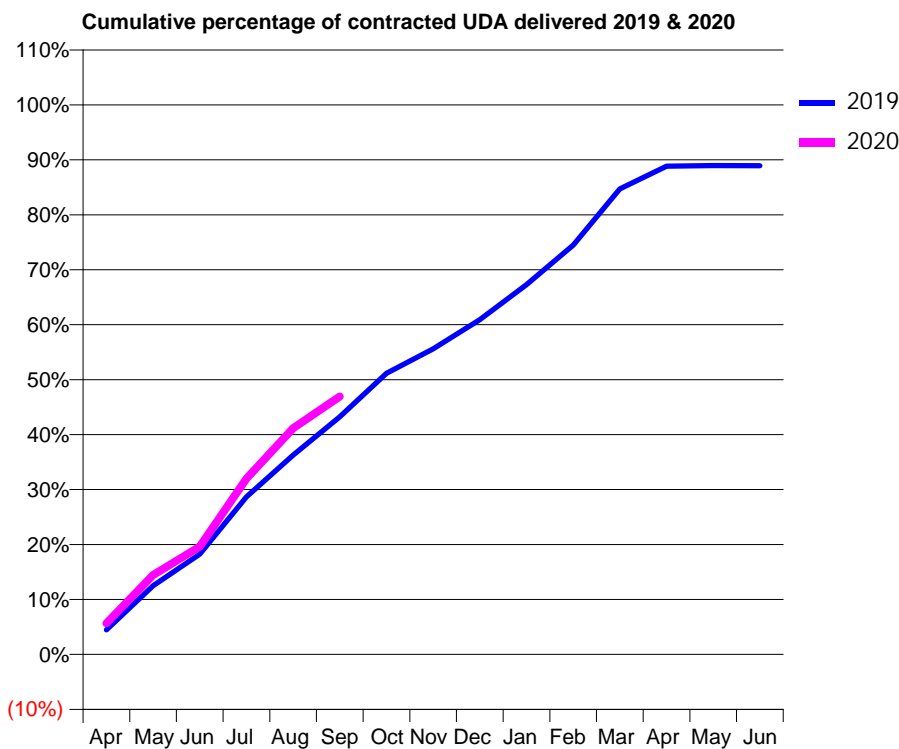
19/20 Contracted general activity (UDA)	13,010
Carry forward general activity (UDA)	0
19/20 Contracted orthodontic activity (UOA)	0
Carry forward orthodontic activity (UOA)	0
Baseline contract value	£333,711.45

ACCESS*

Patients seen in 24 months	Total	Change since previous quarter
Quarter ending September 2018	5,771	
Quarter ending December 2018	5,702	↓
Quarter ending March 2019	5,800	→
Quarter ending June 2019	5,860	→
Quarter ending September 2019	5,746	↓
Variance since September 2018	(0.4%)	→



ACTIVITY



Month	2019	2020
April	582	738
May	1,629	1,884
June	2,375	2,553
July	3,730	4,163
August	4,720	5,357
September	5,625	6,106
October	6,657	
November	7,233	
December	7,923	
January	8,752	
February	9,691	
March	11,019	
April	11,557	
May	11,572	
June	11,568	

QUALITY

	Quantity	Base Number	Contract	AT	Region	England
% of FP17s for the same patient ID Re-attending within 3 months - Children	47	912	5.2%	11.2%	10.8%	11.5%
% of FP17s for the same patient ID Re-attending within 3 months - Adults	310	2,499	12.4%	14.6%	15.2%	15.4%
% of FP17s for the same patient ID Re-attending between 3 & 9 months - Children	376	912	41.2%	59.3%	62.2%	59.7%
% of FP17s for the same patient ID Re-attending between 3 & 9 months - Adults	1,011	2,499	40.5%	49.7%	52.9%	51.7%
% of FP17s for Band 1 Urgent Courses	322	3,116	10.3%	10.0%	9.7%	9.2%
% of FP17s Relating to Free Repair or Replacements	0	3,116	0.0%	0.6%	0.6%	0.7%
% of FP17s Relating to Continuations	32	3,116	1.0%	0.5%	0.7%	0.8%
% of Patients satisfied with the dentistry they have received	0	0	N/A	91.6%	93.6%	93.5%
% of Patients satisfied with the time they had to wait for an appointment	0	0	N/A	83.7%	86.3%	87.4%

* This is based on patients treated on this contract for their most recent course of treatment. Figures in italics indicate the base number of FP17s or Patient Questionnaire responses are less than 100. N/A is shown where the base number of responses is less than 10 during the period. % is calculated as Quantity/Base number*100

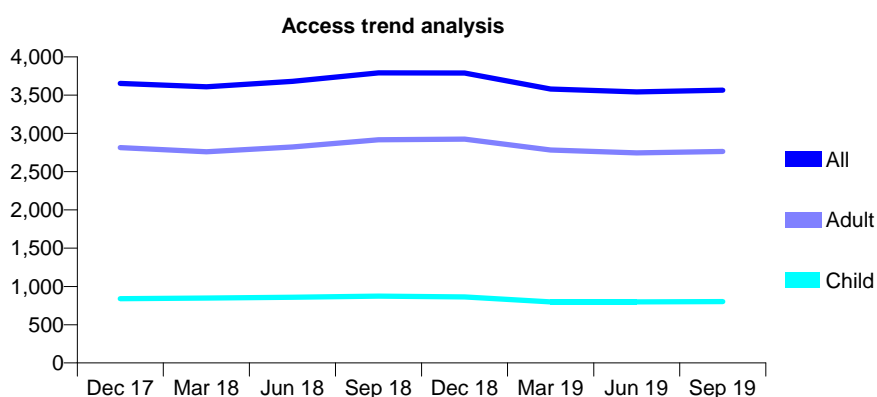
Q69 - Vital Signs At a Glance Contract Report for 101435/0109 - September 2019

Name or company name	IDH Limited
Contract type name	GDS Contract
Purpose of contract	General
Contract start date	01/07/2008
Contract end date	

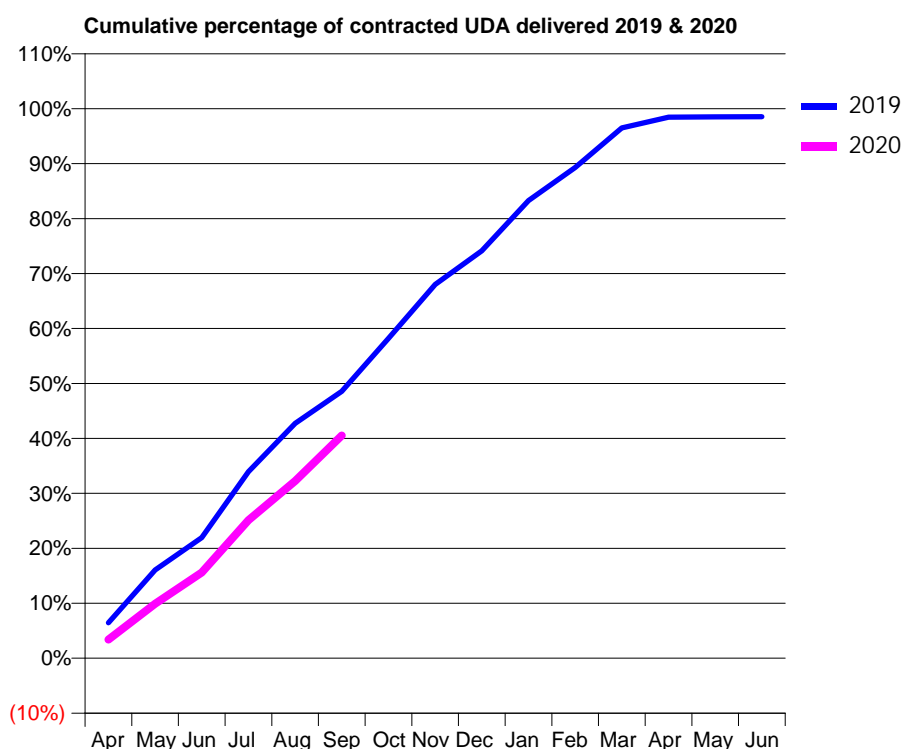
19/20 Contracted general activity (UDA)	10,590
Carry forward general activity (UDA)	155
19/20 Contracted orthodontic activity (UOA)	0
Carry forward orthodontic activity (UOA)	0
Baseline contract value	£255,858.51

ACCESS*

Patients seen in 24 months	Total	Change since previous quarter
Quarter ending September 2018	3,790	
Quarter ending December 2018	3,789	→
Quarter ending March 2019	3,579	↓
Quarter ending June 2019	3,542	↓
Quarter ending September 2019	3,565	→
Variance since September 2018	(5.9%)	↓



ACTIVITY



Month	2019	2020
April	682	362
May	1,704	1,049
June	2,324	1,650
July	3,594	2,661
August	4,527	3,416
September	5,143	4,289
October	6,164	
November	7,203	
December	7,850	
January	8,819	
February	9,459	
March	10,220	
April	10,425	
May	10,432	
June	10,435	

QUALITY

	Quantity	Base Number	Contract	AT	Region	England
% of FP17s for the same patient ID Re-attending within 3 months - Children	33	597	5.5%	11.2%	10.8%	11.5%
% of FP17s for the same patient ID Re-attending within 3 months - Adults	135	1,517	8.9%	14.6%	15.2%	15.4%
% of FP17s for the same patient ID Re-attending between 3 & 9 months - Children	318	597	53.3%	59.3%	62.2%	59.7%
% of FP17s for the same patient ID Re-attending between 3 & 9 months - Adults	694	1,517	45.7%	49.7%	52.9%	51.7%
% of FP17s for Band 1 Urgent Courses	142	2,007	7.1%	10.0%	9.7%	9.2%
% of FP17s Relating to Free Repair or Replacements	13	2,007	0.6%	0.6%	0.6%	0.7%
% of FP17s Relating to Continuations	5	2,007	0.2%	0.5%	0.7%	0.8%
% of Patients satisfied with the dentistry they have received	0	0	N/A	91.6%	93.6%	93.5%
% of Patients satisfied with the time they had to wait for an appointment	0	0	N/A	83.7%	86.3%	87.4%

* This is based on patients treated on this contract for their most recent course of treatment.

Figures in italics indicate the base number of FP17s or Patient Questionnaire responses are less than 100. N/A is shown where the base number of responses is less than 10 during the period. % is calculated as Quantity/Base number*100

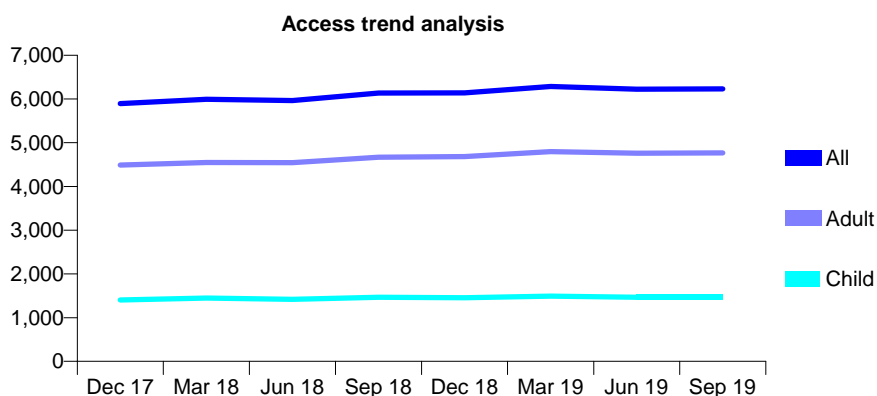
Q69 - Vital Signs At a Glance Contract Report for 102504/0001 - September 2019

Name or company name	Chess House (UK) Limited
Contract type name	GDS Contract
Purpose of contract	General
Contract start date	01/05/2010
Contract end date	

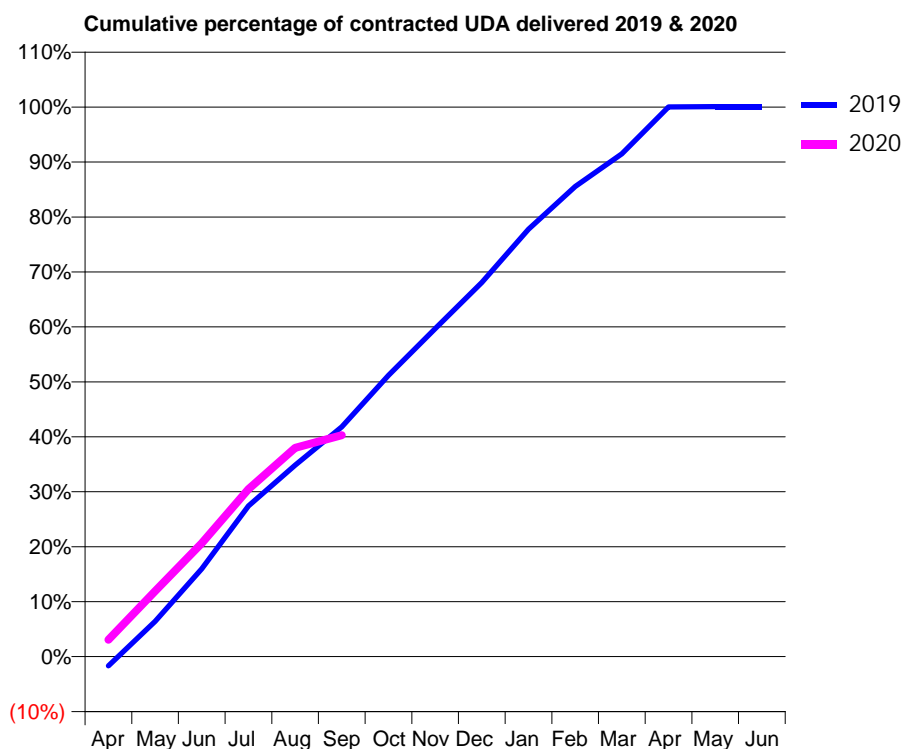
19/20 Contracted general activity (UDA)	15,018
Carry forward general activity (UDA)	-10
19/20 Contracted orthodontic activity (UOA)	0
Carry forward orthodontic activity (UOA)	0
Baseline contract value	£352,095.15

ACCESS*

Patients seen in 24 months	Total	Change since previous quarter
Quarter ending September 2018	6,134	
Quarter ending December 2018	6,140	→
Quarter ending March 2019	6,287	↑
Quarter ending June 2019	6,225	→
Quarter ending September 2019	6,232	→
Variance since September 2018	1.6%	→



ACTIVITY



Month	Adjusted Scheduled Activity (UDA)	
	2019	2020
April	-279	459
May	1,059	1,790
June	2,639	3,100
July	4,527	4,574
August	5,760	5,707
September	6,905	6,052
October	8,455	
November	9,859	
December	11,248	
January	12,846	
February	14,134	
March	15,113	
April	16,521	
May	16,530	
June	16,530	

QUALITY

	Quantity	Base Number	Contract	AT	Region	England
% of FP17s for the same patient ID Re-attending within 3 months - Children	85	979	8.7%	11.2%	10.8%	11.5%
% of FP17s for the same patient ID Re-attending within 3 months - Adults	564	3,158	17.9%	14.6%	15.2%	15.4%
% of FP17s for the same patient ID Re-attending between 3 & 9 months - Children	557	979	56.9%	59.3%	62.2%	59.7%
% of FP17s for the same patient ID Re-attending between 3 & 9 months - Adults	1,688	3,158	53.5%	49.7%	52.9%	51.7%
% of FP17s for Band 1 Urgent Courses	505	3,311	15.3%	10.0%	9.7%	9.2%
% of FP17s Relating to Free Repair or Replacements	9	3,311	0.3%	0.6%	0.6%	0.7%
% of FP17s Relating to Continuations	24	3,311	0.7%	0.5%	0.7%	0.8%
% of Patients satisfied with the dentistry they have received	4	4	N/A	91.6%	93.6%	93.5%
% of Patients satisfied with the time they had to wait for an appointment	4	4	N/A	83.7%	86.3%	87.4%

* This is based on patients treated on this contract for their most recent course of treatment. Figures in italics indicate the base number of FP17s or Patient Questionnaire responses are less than 100. N/A is shown where the base number of responses is less than 10 during the period. % is calculated as Quantity/Base number*100

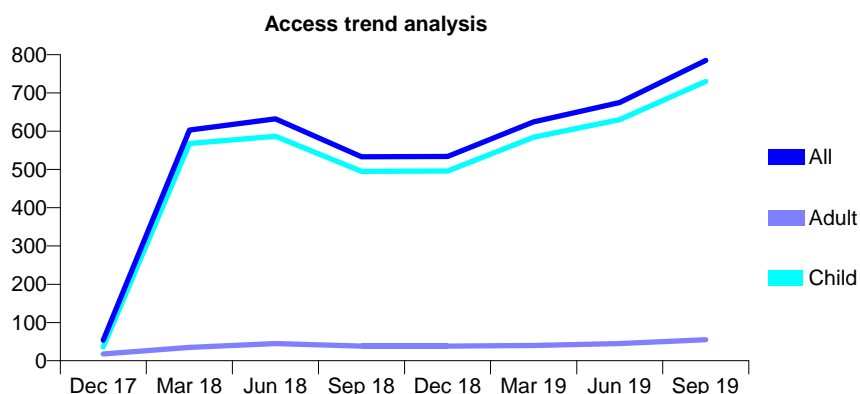
Q69 - Vital Signs At a Glance Contract Report for 103284/0001 - September 2019

Name or company name	Grove Green Dental Surgery
Contract type name	GDS Contract
Purpose of contract	General
Contract start date	01/07/2011
Contract end date	

19/20 Contracted general activity (UDA)	1,277
Carry forward general activity (UDA)	0
19/20 Contracted orthodontic activity (UOA)	0
Carry forward orthodontic activity (UOA)	0
Baseline contract value	£31,252.90

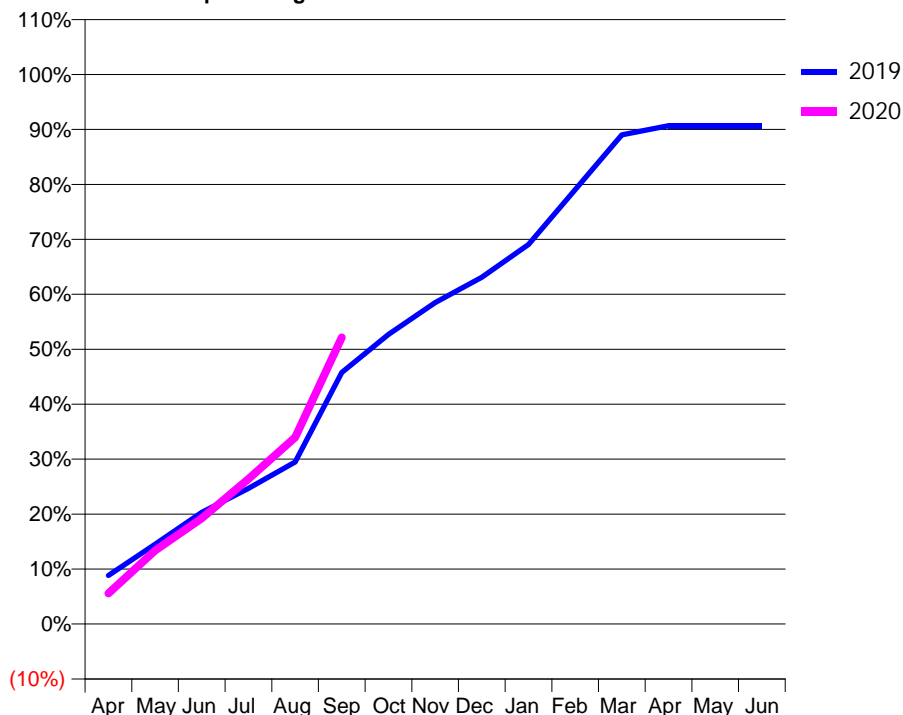
ACCESS*

Patients seen in 24 months	Total	Change since previous quarter
Quarter ending September 2018	533	
Quarter ending December 2018	534	→
Quarter ending March 2019	624	↑
Quarter ending June 2019	675	↑
Quarter ending September 2019	785	↑
Variance since September 2018	47.3%	↑



ACTIVITY

Cumulative percentage of contracted UDA delivered 2019 & 2020



Month	Adjusted Scheduled Activity (UDA)	
	2019	2020
April	113	71
May	185	171
June	259	246
July	315	337
August	377	434
September	584	666
October	673	
November	747	
December	806	
January	882	
February	1,009	
March	1,137	
April	1,158	
May	1,158	
June	1,158	

QUALITY

	Quantity	Base Number	Contract	AT	Region	England
% of FP17s for the same patient ID Re-attending within 3 months - Children	15	540	2.8%	11.2%	10.8%	11.5%
% of FP17s for the same patient ID Re-attending within 3 months - Adults	0	9	0.0%	14.6%	15.2%	15.4%
% of FP17s for the same patient ID Re-attending between 3 & 9 months - Children	285	540	52.8%	59.3%	62.2%	59.7%
% of FP17s for the same patient ID Re-attending between 3 & 9 months - Adults	5	9	55.6%	49.7%	52.9%	51.7%
% of FP17s for Band 1 Urgent Courses	14	528	2.7%	10.0%	9.7%	9.2%
% of FP17s Relating to Free Repair or Replacements	0	528	0.0%	0.6%	0.6%	0.7%
% of FP17s Relating to Continuations	0	528	0.0%	0.5%	0.7%	0.8%
% of Patients satisfied with the dentistry they have received	0	0	N/A	91.6%	93.6%	93.5%
% of Patients satisfied with the time they had to wait for an appointment	0	0	N/A	83.7%	86.3%	87.4%

* This is based on patients treated on this contract for their most recent course of treatment.

Figures in italics indicate the base number of FP17s or Patient Questionnaire responses are less than 100. N/A is shown where the base number of responses is less than 10 during the period. % is calculated as Quantity/Base number*100

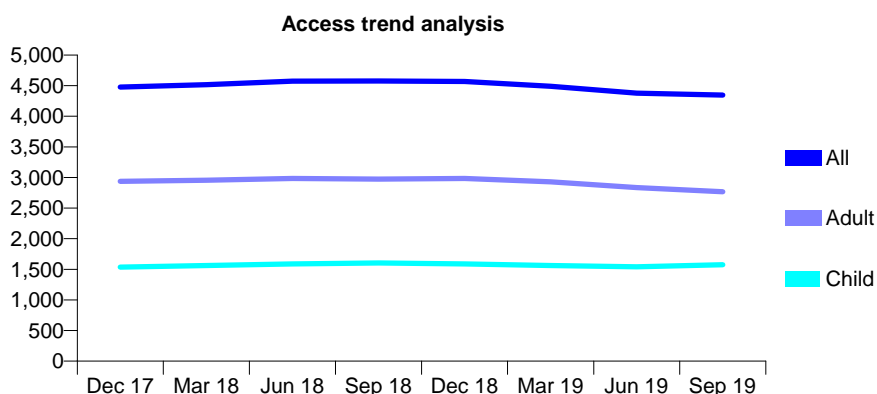
Q69 - Vital Signs At a Glance Contract Report for 103624/0001 - September 2019

Name or company name	CASTLE HILL DENTAL CARE LTD
Contract type name	GDS Contract
Purpose of contract	General
Contract start date	01/08/2012
Contract end date	

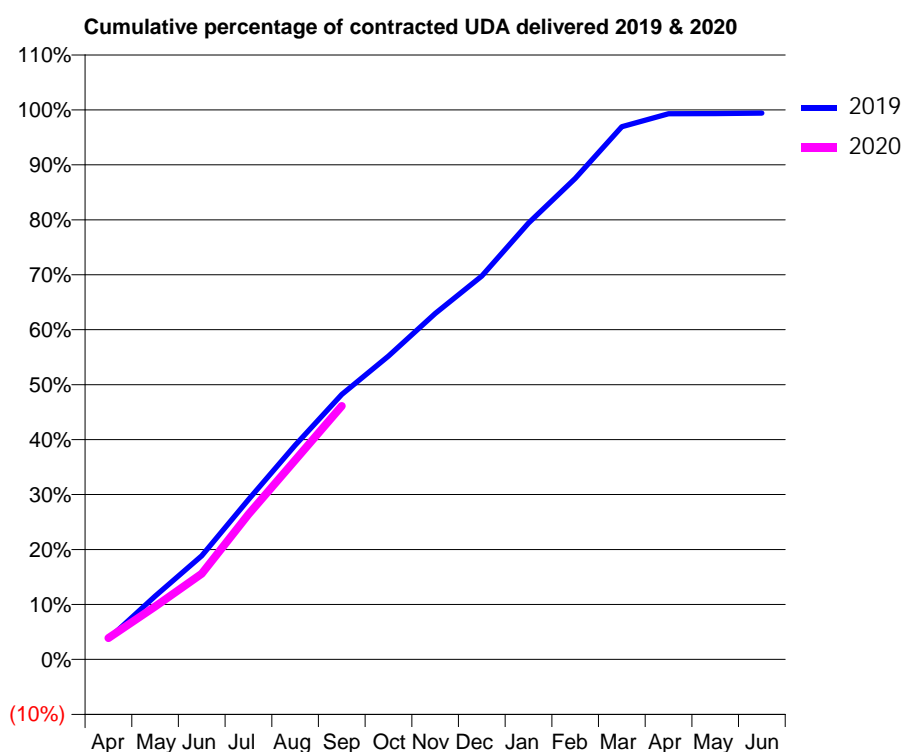
19/20 Contracted general activity (UDA)	8,250
Carry forward general activity (UDA)	54
19/20 Contracted orthodontic activity (UOA)	0
Carry forward orthodontic activity (UOA)	0
Baseline contract value	£201,391.61

ACCESS*

Patients seen in 24 months	Total	Change since previous quarter
Quarter ending September 2018	4,577	
Quarter ending December 2018	4,570	→
Quarter ending March 2019	4,489	↓
Quarter ending June 2019	4,377	↓
Quarter ending September 2019	4,345	→
Variance since September 2018	(5.1%)	↓



ACTIVITY



Month	Adjusted Scheduled Activity (UDA)	
	2019	2020
April	339	321
May	1,045	794
June	1,712	1,286
July	2,639	2,177
August	3,537	2,993
September	4,375	3,806
October	5,008	
November	5,714	
December	6,330	
January	7,206	
February	7,942	
March	8,796	
April	9,010	
May	9,014	
June	9,021	

QUALITY

	Quantity	Base Number	Contract	AT	Region	England
% of FP17s for the same patient ID Re-attending within 3 months - Children	65	1,046	6.2%	11.2%	10.8%	11.5%
% of FP17s for the same patient ID Re-attending within 3 months - Adults	160	1,374	11.6%	14.6%	15.2%	15.4%
% of FP17s for the same patient ID Re-attending between 3 & 9 months - Children	511	1,046	48.9%	59.3%	62.2%	59.7%
% of FP17s for the same patient ID Re-attending between 3 & 9 months - Adults	544	1,374	39.6%	49.7%	52.9%	51.7%
% of FP17s for Band 1 Urgent Courses	216	2,287	9.4%	10.0%	9.7%	9.2%
% of FP17s Relating to Free Repair or Replacements	7	2,287	0.3%	0.6%	0.6%	0.7%
% of FP17s Relating to Continuations	6	2,287	0.3%	0.5%	0.7%	0.8%
% of Patients satisfied with the dentistry they have received	1	1	N/A	91.6%	93.6%	93.5%
% of Patients satisfied with the time they had to wait for an appointment	1	1	N/A	83.7%	86.3%	87.4%

* This is based on patients treated on this contract for their most recent course of treatment. Figures in italics indicate the base number of FP17s or Patient Questionnaire responses are less than 100. N/A is shown where the base number of responses is less than 10 during the period. % is calculated as Quantity/Base number*100

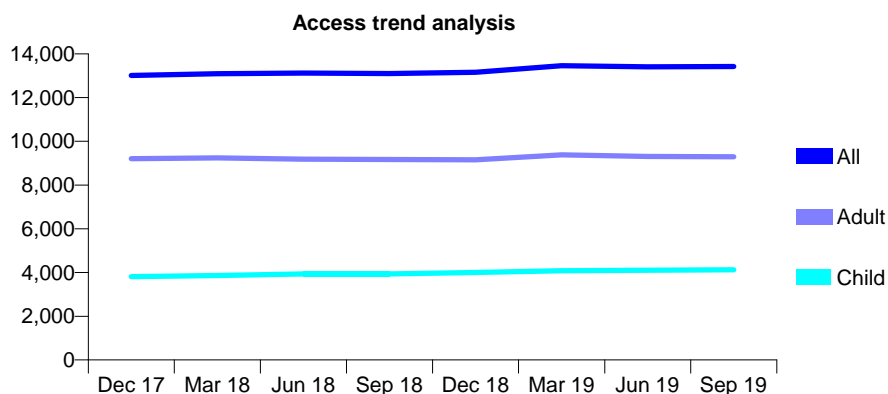
Q69 - Vital Signs At a Glance Contract Report for 104280/0001 - September 2019

Name or company name	BUSBY HOUSE DENTAL CENTRE LTD
Contract type name	GDS Contract
Purpose of contract	General
Contract start date	01/10/2010
Contract end date	

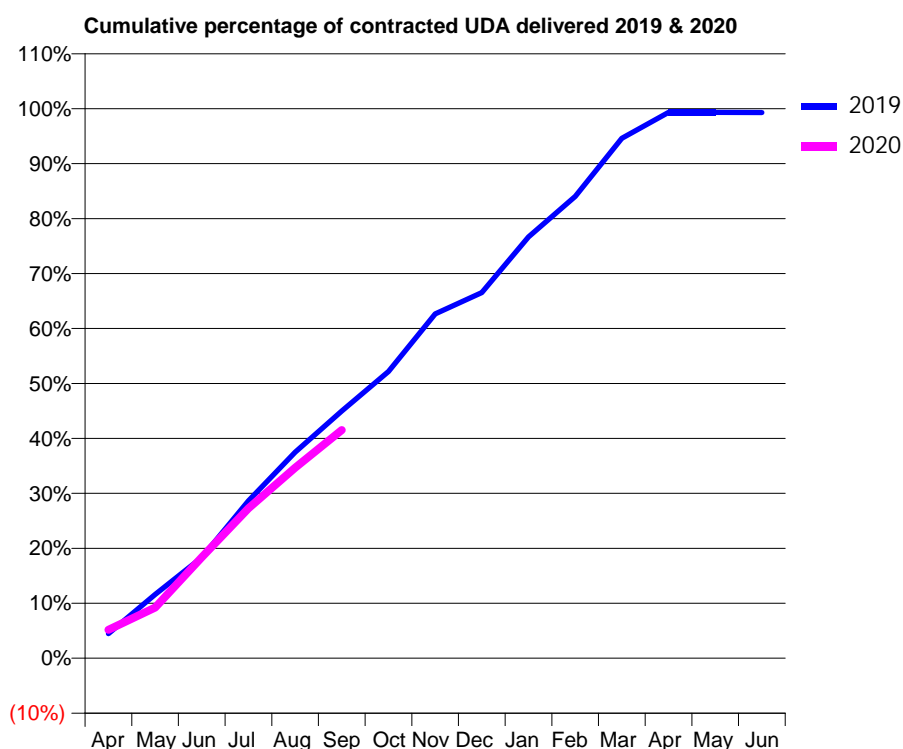
19/20 Contracted general activity (UDA)	29,407
Carry forward general activity (UDA)	207
19/20 Contracted orthodontic activity (UOA)	0
Carry forward orthodontic activity (UOA)	0
Baseline contract value	£721,804.28

ACCESS*

Patients seen in 24 months	Total	Change since previous quarter
Quarter ending September 2018	13,102	
Quarter ending December 2018	13,153	→
Quarter ending March 2019	13,461	↑
Quarter ending June 2019	13,406	→
Quarter ending September 2019	13,422	→
Variance since September 2018	2.4%	↑



ACTIVITY



Month	2019	2020
April	1,316	1,526
May	3,413	2,714
June	5,392	5,396
July	8,421	8,024
August	11,028	10,192
September	13,224	12,205
October	15,340	
November	18,420	
December	19,567	
January	22,548	
February	24,707	
March	27,821	
April	29,205	
May	29,206	
June	29,200	

QUALITY

	Quantity	Base Number	Contract	AT	Region	England
% of FP17s for the same patient ID Re-attending within 3 months - Children	245	3,113	7.9%	11.2%	10.8%	11.5%
% of FP17s for the same patient ID Re-attending within 3 months - Adults	980	5,992	16.4%	14.6%	15.2%	15.4%
% of FP17s for the same patient ID Re-attending between 3 & 9 months - Children	1,941	3,113	62.4%	59.3%	62.2%	59.7%
% of FP17s for the same patient ID Re-attending between 3 & 9 months - Adults	3,236	5,992	54.0%	49.7%	52.9%	51.7%
% of FP17s for Band 1 Urgent Courses	911	7,395	12.3%	10.0%	9.7%	9.2%
% of FP17s Relating to Free Repair or Replacements	47	7,395	0.6%	0.6%	0.6%	0.7%
% of FP17s Relating to Continuations	15	7,395	0.2%	0.5%	0.7%	0.8%
% of Patients satisfied with the dentistry they have received	6	6	N/A	91.6%	93.6%	93.5%
% of Patients satisfied with the time they had to wait for an appointment	6	6	N/A	83.7%	86.3%	87.4%

* This is based on patients treated on this contract for their most recent course of treatment.

Figures in italics indicate the base number of FP17s or Patient Questionnaire responses are less than 100. N/A is shown where the base number of responses is less than 10 during the period. % is calculated as Quantity/Base number*100

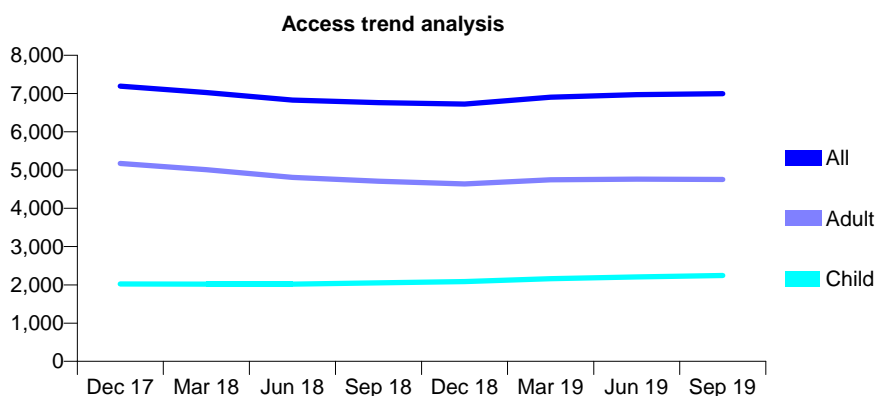
Q69 - Vital Signs At a Glance Contract Report for 104345/0001 - September 2019

Name or company name	Michael Fahami LTD
Contract type name	GDS Contract
Purpose of contract	General
Contract start date	01/08/2010
Contract end date	

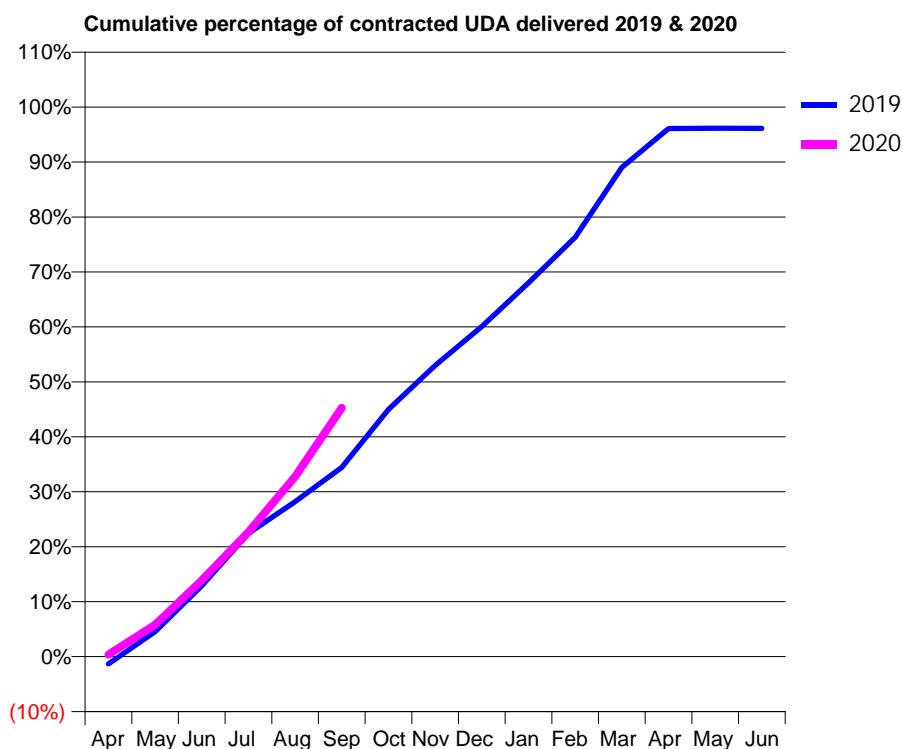
19/20 Contracted general activity (UDA)	14,000
Carry forward general activity (UDA)	573
19/20 Contracted orthodontic activity (UOA)	0
Carry forward orthodontic activity (UOA)	0
Baseline contract value	£350,261.98

ACCESS*

Patients seen in 24 months	Total	Change since previous quarter
Quarter ending September 2018	6,760	
Quarter ending December 2018	6,724	→
Quarter ending March 2019	6,905	↑
Quarter ending June 2019	6,969	→
Quarter ending September 2019	6,995	→
Variance since September 2018	3.5%	↑



ACTIVITY



Month	Adjusted Scheduled Activity (UDA)	
	2019	2020
April	-196	54
May	674	812
June	1,897	1,947
July	3,299	3,175
August	4,147	4,589
September	5,064	6,337
October	6,611	
November	7,791	
December	8,830	
January	9,996	
February	11,219	
March	13,085	
April	14,124	
May	14,131	
June	14,127	

QUALITY

	Quantity	Base Number	Contract	AT	Region	England
% of FP17s for the same patient ID Re-attending within 3 months - Children	158	1,835	8.6%	11.2%	10.8%	11.5%
% of FP17s for the same patient ID Re-attending within 3 months - Adults	385	3,223	11.9%	14.6%	15.2%	15.4%
% of FP17s for the same patient ID Re-attending between 3 & 9 months - Children	1,096	1,835	59.7%	59.3%	62.2%	59.7%
% of FP17s for the same patient ID Re-attending between 3 & 9 months - Adults	1,698	3,223	52.7%	49.7%	52.9%	51.7%
% of FP17s for Band 1 Urgent Courses	267	4,275	6.2%	10.0%	9.7%	9.2%
% of FP17s Relating to Free Repair or Replacements	15	4,275	0.4%	0.6%	0.6%	0.7%
% of FP17s Relating to Continuations	3	4,275	0.1%	0.5%	0.7%	0.8%
% of Patients satisfied with the dentistry they have received	2	3	N/A	91.6%	93.6%	93.5%
% of Patients satisfied with the time they had to wait for an appointment	2	3	N/A	83.7%	86.3%	87.4%

* This is based on patients treated on this contract for their most recent course of treatment. Figures in italics indicate the base number of FP17s or Patient Questionnaire responses are less than 100. N/A is shown where the base number of responses is less than 10 during the period. % is calculated as Quantity/Base number*100

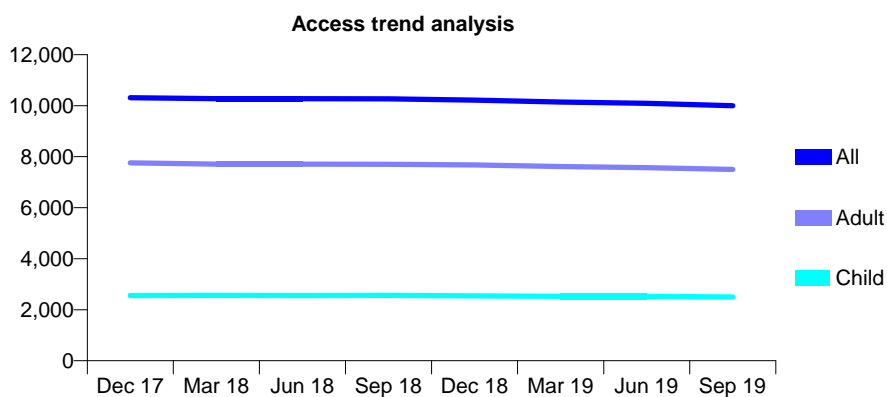
Q69 - Vital Signs At a Glance Contract Report for 105961/0001 - September 2019

Name or company name	Roundshill Dental Practice
Contract type name	GDS Contract
Purpose of contract	General
Contract start date	01/04/2006
Contract end date	

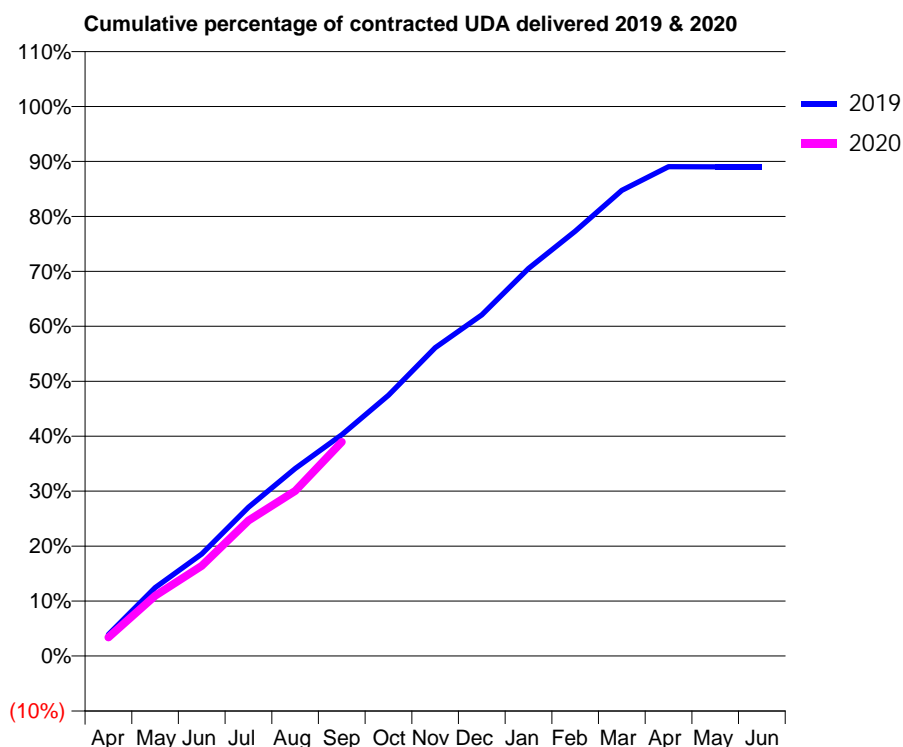
19/20 Contracted general activity (UDA)	22,935
Carry forward general activity (UDA)	0
19/20 Contracted orthodontic activity (UOA)	0
Carry forward orthodontic activity (UOA)	0
Baseline contract value	£600,009.89

ACCESS*

Patients seen in 24 months	Total	Change since previous quarter
Quarter ending September 2018	10,268	
Quarter ending December 2018	10,221	→
Quarter ending March 2019	10,142	→
Quarter ending June 2019	10,092	→
Quarter ending September 2019	10,002	→
Variance since September 2018	(2.6%)	↓



ACTIVITY



Month	Adjusted Scheduled Activity (UDA)	
	2019	2020
April	900	774
May	2,855	2,511
June	4,259	3,765
July	6,206	5,655
August	7,829	6,891
September	9,238	8,936
October	10,883	
November	12,868	
December	14,236	
January	16,169	
February	17,731	
March	19,432	
April	20,425	
May	20,419	
June	20,416	

QUALITY

	Quantity	Base Number	Contract	AT	Region	England
% of FP17s for the same patient ID Re-attending within 3 months - Children	90	1,681	5.4%	11.2%	10.8%	11.5%
% of FP17s for the same patient ID Re-attending within 3 months - Adults	574	4,649	12.3%	14.6%	15.2%	15.4%
% of FP17s for the same patient ID Re-attending between 3 & 9 months - Children	956	1,681	56.9%	59.3%	62.2%	59.7%
% of FP17s for the same patient ID Re-attending between 3 & 9 months - Adults	2,239	4,649	48.2%	49.7%	52.9%	51.7%
% of FP17s for Band 1 Urgent Courses	653	5,787	11.3%	10.0%	9.7%	9.2%
% of FP17s Relating to Free Repair or Replacements	55	5,787	1.0%	0.6%	0.6%	0.7%
% of FP17s Relating to Continuations	2	5,787	0.0%	0.5%	0.7%	0.8%
% of Patients satisfied with the dentistry they have received	7	7	N/A	91.6%	93.6%	93.5%
% of Patients satisfied with the time they had to wait for an appointment	7	7	N/A	83.7%	86.3%	87.4%

* This is based on patients treated on this contract for their most recent course of treatment. Figures in italics indicate the base number of FP17s or Patient Questionnaire responses are less than 100. N/A is shown where the base number of responses is less than 10 during the period. % is calculated as Quantity/Base number*100

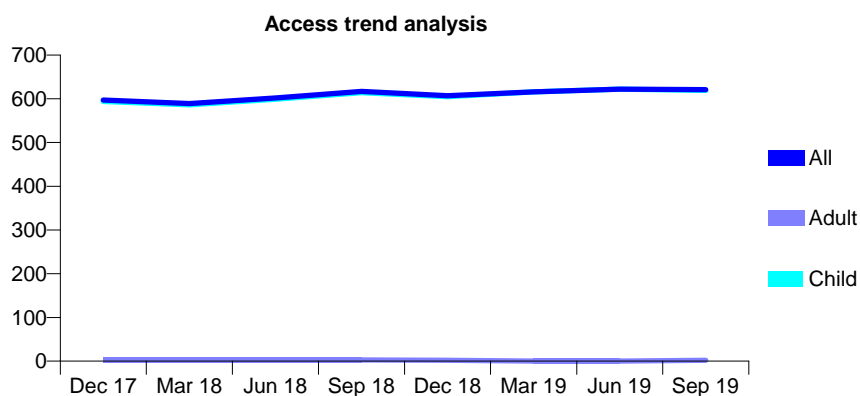
Q69 - Vital Signs At a Glance Contract Report for 108715/0001 - September 2019

Name or company name	Williams and Sanghera Dental Practice
Contract type name	GDS Contract
Purpose of contract	General
Contract start date	01/11/2014
Contract end date	

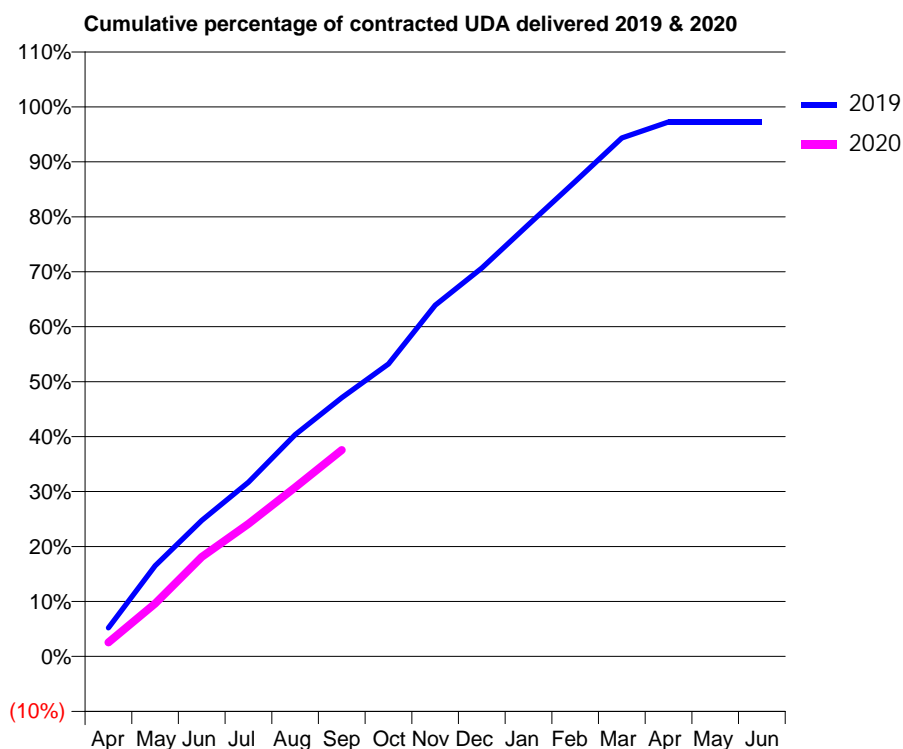
19/20 Contracted general activity (UDA)	1,305
Carry forward general activity (UDA)	35
19/20 Contracted orthodontic activity (UOA)	0
Carry forward orthodontic activity (UOA)	0
Baseline contract value	£24,309.07

ACCESS*

Patients seen in 24 months	Total	Change since previous quarter
Quarter ending September 2018	617	
Quarter ending December 2018	607	↓
Quarter ending March 2019	616	→
Quarter ending June 2019	622	→
Quarter ending September 2019	621	→
Variance since September 2018	0.6%	→



ACTIVITY



Month	2019	2020
April	68	33
May	216	126
June	323	236
July	414	315
August	527	402
September	614	490
October	695	
November	834	
December	922	
January	1,026	
February	1,128	
March	1,231	
April	1,269	
May	1,269	
June	1,269	

QUALITY

	Quantity	Base Number	Contract	AT	Region	England
% of FP17s for the same patient ID Re-attending within 3 months - Children	23	466	4.9%	11.2%	10.8%	11.5%
% of FP17s for the same patient ID Re-attending within 3 months - Adults	0	0	N/A	14.6%	15.2%	15.4%
% of FP17s for the same patient ID Re-attending between 3 & 9 months - Children	358	466	76.8%	59.3%	62.2%	59.7%
% of FP17s for the same patient ID Re-attending between 3 & 9 months - Adults	0	0	N/A	49.7%	52.9%	51.7%
% of FP17s for Band 1 Urgent Courses	15	435	3.4%	10.0%	9.7%	9.2%
% of FP17s Relating to Free Repair or Replacements	0	435	0.0%	0.6%	0.6%	0.7%
% of FP17s Relating to Continuations	0	435	0.0%	0.5%	0.7%	0.8%
% of Patients satisfied with the dentistry they have received	0	0	N/A	91.6%	93.6%	93.5%
% of Patients satisfied with the time they had to wait for an appointment	0	0	N/A	83.7%	86.3%	87.4%

* This is based on patients treated on this contract for their most recent course of treatment. Figures in italics indicate the base number of FP17s or Patient Questionnaire responses are less than 100. N/A is shown where the base number of responses is less than 10 during the period. % is calculated as Quantity/Base number*100

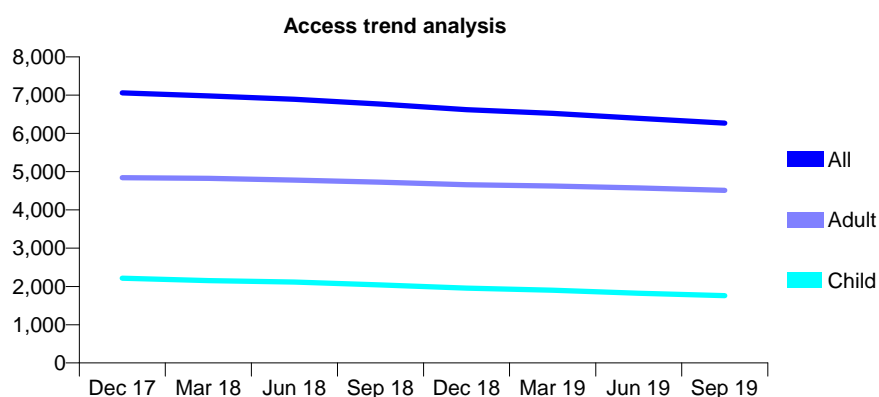
Q69 - Vital Signs At a Glance Contract Report for 111945/0001 - September 2019

Name or company name	Gloucester House Dental Practice
Contract type name	GDS Contract
Purpose of contract	General
Contract start date	01/02/2016
Contract end date	

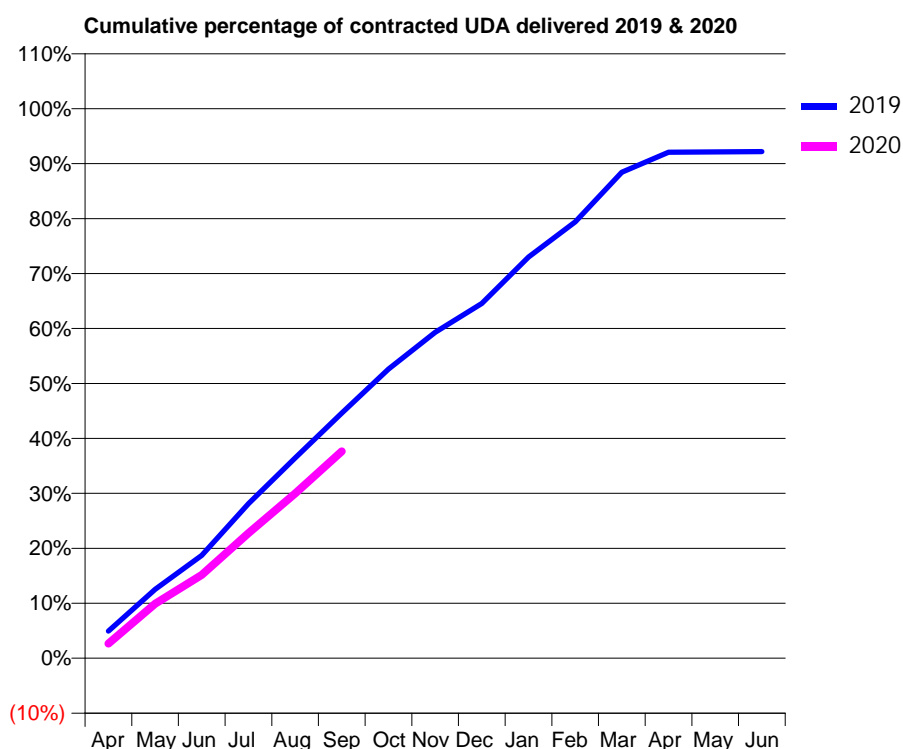
19/20 Contracted general activity (UDA)	19,387
Carry forward general activity (UDA)	0
19/20 Contracted orthodontic activity (UOA)	0
Carry forward orthodontic activity (UOA)	0
Baseline contract value	£580,274.23

ACCESS*

Patients seen in 24 months	Total	Change since previous quarter
Quarter ending September 2018	6,767	
Quarter ending December 2018	6,618	↓
Quarter ending March 2019	6,524	↓
Quarter ending June 2019	6,396	↓
Quarter ending September 2019	6,271	↓
Variance since September 2018	(7.3%)	↓



ACTIVITY



Month	2019	2020
April	959	516
May	2,432	1,923
June	3,631	2,937
July	5,453	4,410
August	7,067	5,813
September	8,650	7,299
October	10,196	
November	11,494	
December	12,515	
January	14,154	
February	15,390	
March	17,147	
April	17,854	
May	17,863	
June	17,870	

QUALITY

	Quantity	Base Number	Contract	AT	Region	England
% of FP17s for the same patient ID Re-attending within 3 months - Children	91	1,501	6.1%	11.2%	10.8%	11.5%
% of FP17s for the same patient ID Re-attending within 3 months - Adults	486	3,651	13.3%	14.6%	15.2%	15.4%
% of FP17s for the same patient ID Re-attending between 3 & 9 months - Children	1,168	1,501	77.8%	59.3%	62.2%	59.7%
% of FP17s for the same patient ID Re-attending between 3 & 9 months - Adults	2,641	3,651	72.3%	49.7%	52.9%	51.7%
% of FP17s for Band 1 Urgent Courses	366	4,756	7.7%	10.0%	9.7%	9.2%
% of FP17s Relating to Free Repair or Replacements	25	4,756	0.5%	0.6%	0.6%	0.7%
% of FP17s Relating to Continuations	4	4,756	0.1%	0.5%	0.7%	0.8%
% of Patients satisfied with the dentistry they have received	1	1	N/A	91.6%	93.6%	93.5%
% of Patients satisfied with the time they had to wait for an appointment	1	1	N/A	83.7%	86.3%	87.4%

* This is based on patients treated on this contract for their most recent course of treatment.

Figures in italics indicate the base number of FP17s or Patient Questionnaire responses are less than 100. N/A is shown where the base number of responses is less than 10 during the period. % is calculated as Quantity/Base number*100

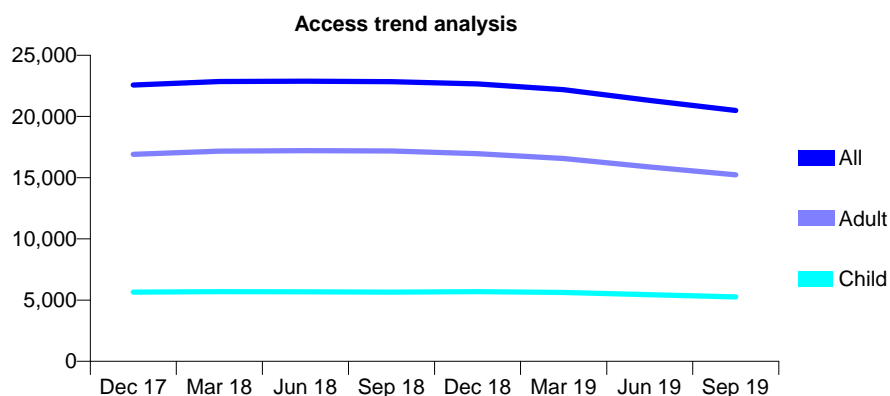
Q69 - Vital Signs At a Glance Contract Report for 111988/0001 - September 2019

Name or company name	OXFORD DENTAL CARE LTD
Contract type name	GDS Contract
Purpose of contract	General
Contract start date	01/04/2009
Contract end date	

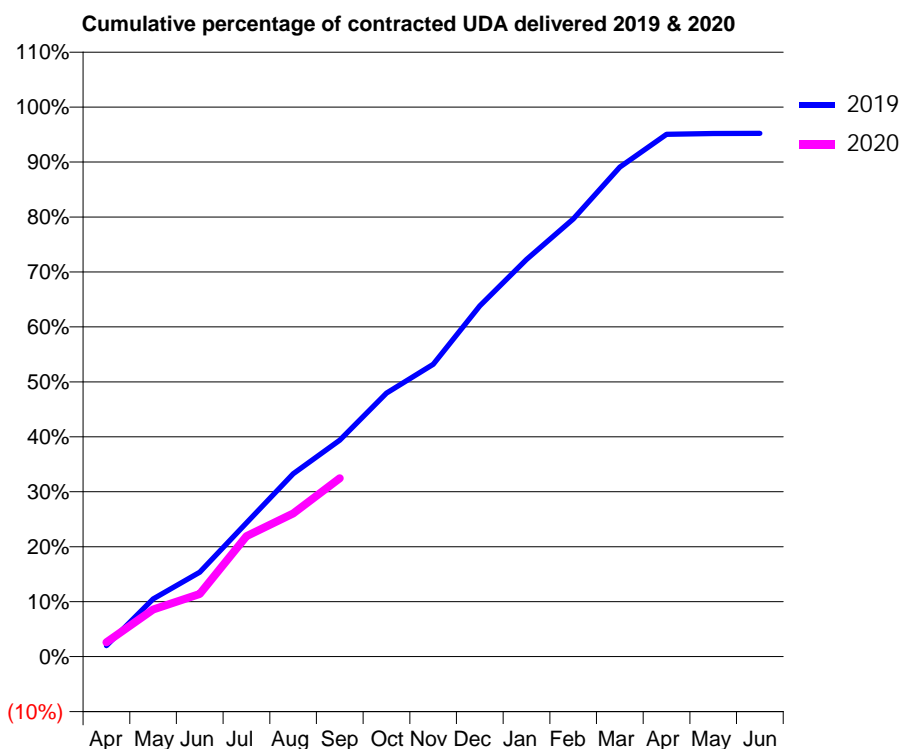
19/20 Contracted general activity (UDA)	56,758
Carry forward general activity (UDA)	0
19/20 Contracted orthodontic activity (UOA)	0
Carry forward orthodontic activity (UOA)	0
Baseline contract value	£1,497,284.20

ACCESS*

Patients seen in 24 months	Total	Change since previous quarter
Quarter ending September 2018	22,834	
Quarter ending December 2018	22,666	→
Quarter ending March 2019	22,195	↓
Quarter ending June 2019	21,317	↓
Quarter ending September 2019	20,492	↓
Variance since September 2018	(10.3%)	↓



ACTIVITY



Month	Adjusted Scheduled Activity (UDA)	
	2019	2020
April	1,133	1,476
May	5,957	4,868
June	8,720	6,481
July	13,814	12,446
August	18,893	14,790
September	22,366	18,423
October	27,205	
November	30,201	
December	36,217	
January	41,019	
February	45,196	
March	50,555	
April	53,944	
May	54,028	
June	54,039	

QUALITY

	Quantity	Base Number	Contract	AT	Region	England
% of FP17s for the same patient ID Re-attending within 3 months - Children	287	3,240	8.9%	11.2%	10.8%	11.5%
% of FP17s for the same patient ID Re-attending within 3 months - Adults	1,526	8,256	18.5%	14.6%	15.2%	15.4%
% of FP17s for the same patient ID Re-attending between 3 & 9 months - Children	1,874	3,240	57.8%	59.3%	62.2%	59.7%
% of FP17s for the same patient ID Re-attending between 3 & 9 months - Adults	4,243	8,256	51.4%	49.7%	52.9%	51.7%
% of FP17s for Band 1 Urgent Courses	1,231	9,457	13.0%	10.0%	9.7%	9.2%
% of FP17s Relating to Free Repair or Replacements	143	9,457	1.5%	0.6%	0.6%	0.7%
% of FP17s Relating to Continuations	55	9,457	0.6%	0.5%	0.7%	0.8%
% of Patients satisfied with the dentistry they have received	3	6	N/A	91.6%	93.6%	93.5%
% of Patients satisfied with the time they had to wait for an appointment	4	6	N/A	83.7%	86.3%	87.4%

* This is based on patients treated on this contract for their most recent course of treatment. Figures in italics indicate the base number of FP17s or Patient Questionnaire responses are less than 100. N/A is shown where the base number of responses is less than 10 during the period. % is calculated as Quantity/Base number*100

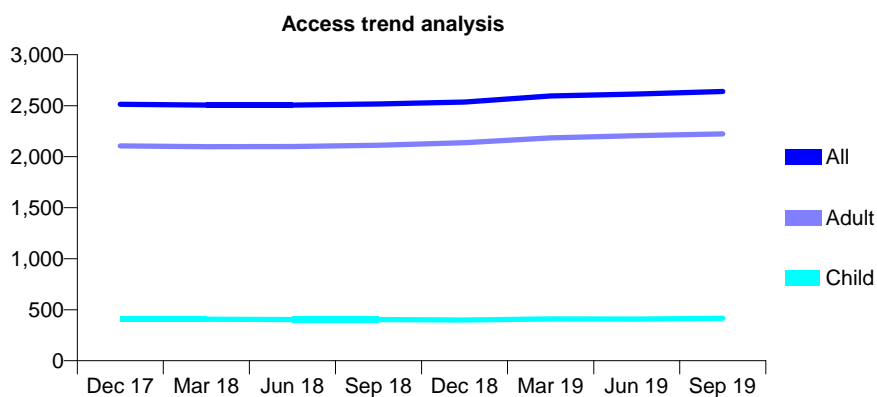
Q69 - Vital Signs At a Glance Contract Report for 113735/0001 - September 2019

Name or company name	E. Leondaki Ltd
Contract type name	GDS Contract
Purpose of contract	General
Contract start date	01/04/2009
Contract end date	

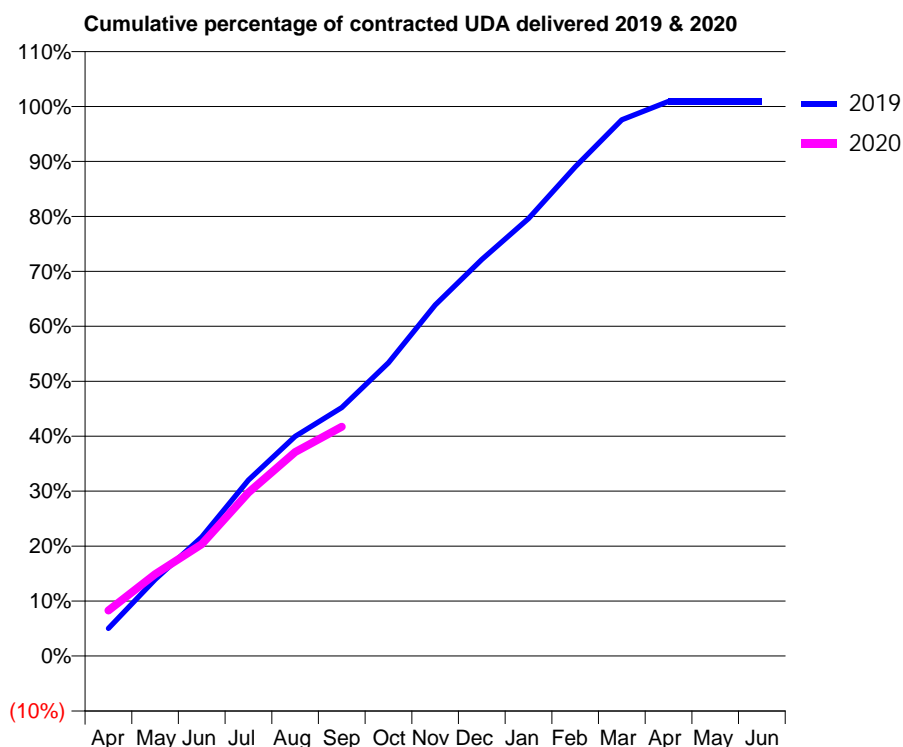
19/20 Contracted general activity (UDA)	8,160
Carry forward general activity (UDA)	-73
19/20 Contracted orthodontic activity (UOA)	0
Carry forward orthodontic activity (UOA)	0
Baseline contract value	£208,617.09

ACCESS*

Patients seen in 24 months	Total	Change since previous quarter
Quarter ending September 2018	2,517	
Quarter ending December 2018	2,535	→
Quarter ending March 2019	2,595	↑
Quarter ending June 2019	2,614	→
Quarter ending September 2019	2,640	→
Variance since September 2018	4.9%	↑



ACTIVITY



Month	Adjusted Scheduled Activity (UDA)	
	2019	2020
April	411	676
May	1,138	1,215
June	1,766	1,659
July	2,613	2,426
August	3,263	3,028
September	3,689	3,404
October	4,356	
November	5,213	
December	5,888	
January	6,496	
February	7,262	
March	7,960	
April	8,234	
May	8,234	
June	8,234	

QUALITY

	Quantity	Base Number	Contract	AT	Region	England
% of FP17s for the same patient ID Re-attending within 3 months - Children	14	302	4.6%	11.2%	10.8%	11.5%
% of FP17s for the same patient ID Re-attending within 3 months - Adults	201	1,666	12.1%	14.6%	15.2%	15.4%
% of FP17s for the same patient ID Re-attending between 3 & 9 months - Children	192	302	63.6%	59.3%	62.2%	59.7%
% of FP17s for the same patient ID Re-attending between 3 & 9 months - Adults	1,060	1,666	63.6%	49.7%	52.9%	51.7%
% of FP17s for Band 1 Urgent Courses	97	1,830	5.3%	10.0%	9.7%	9.2%
% of FP17s Relating to Free Repair or Replacements	15	1,830	0.8%	0.6%	0.6%	0.7%
% of FP17s Relating to Continuations	32	1,830	1.7%	0.5%	0.7%	0.8%
% of Patients satisfied with the dentistry they have received	1	1	N/A	91.6%	93.6%	93.5%
% of Patients satisfied with the time they had to wait for an appointment	1	1	N/A	83.7%	86.3%	87.4%

* This is based on patients treated on this contract for their most recent course of treatment. Figures in italics indicate the base number of FP17s or Patient Questionnaire responses are less than 100. N/A is shown where the base number of responses is less than 10 during the period. % is calculated as Quantity/Base number*100

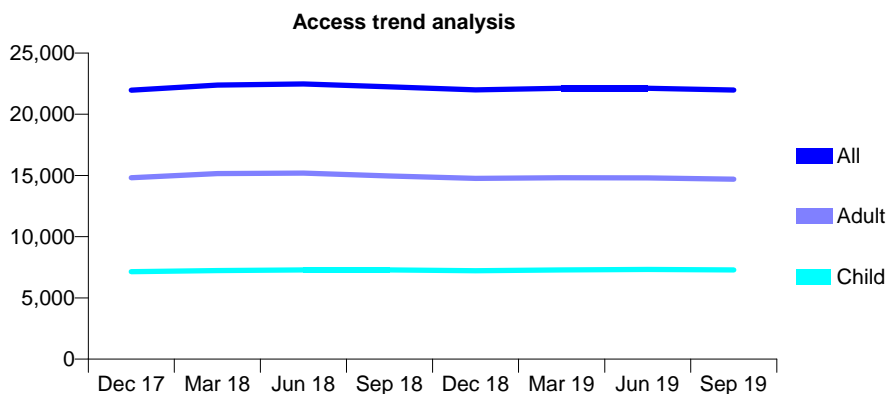
Q69 - Vital Signs At a Glance Contract Report for 113913/0001 - September 2019

Name or company name	Eastgate Dental Centre LTD
Contract type name	GDS Contract
Purpose of contract	General
Contract start date	01/11/2012
Contract end date	

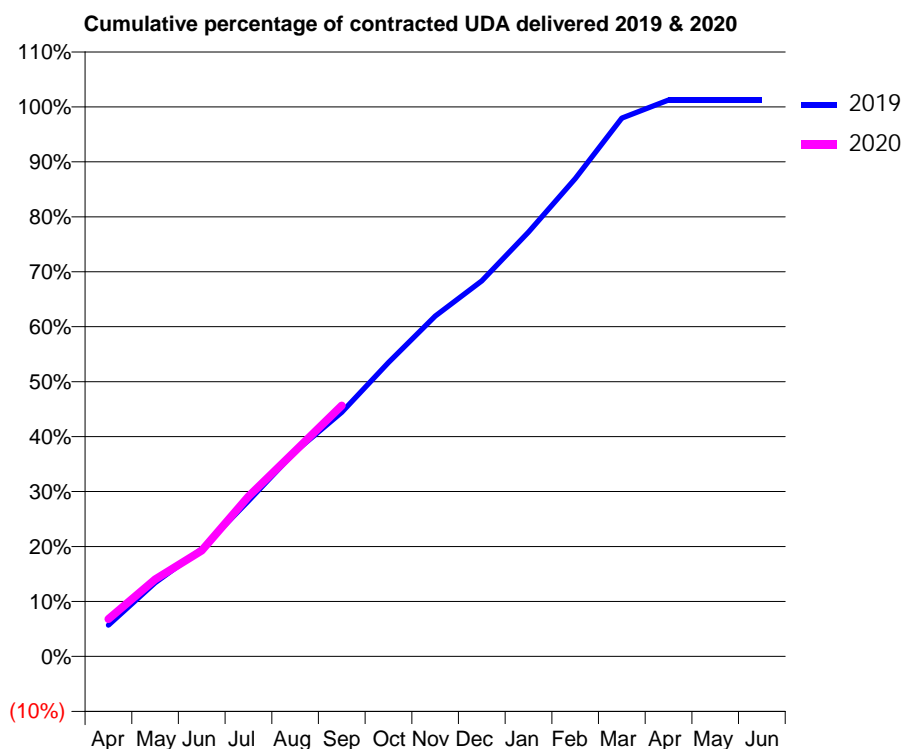
19/20 Contracted general activity (UDA)	41,155
Carry forward general activity (UDA)	-537
19/20 Contracted orthodontic activity (UOA)	0
Carry forward orthodontic activity (UOA)	0
Baseline contract value	£1,076,462.52

ACCESS*

Patients seen in 24 months	Total	Change since previous quarter
Quarter ending September 2018	22,244	
Quarter ending December 2018	21,988	↓
Quarter ending March 2019	22,114	→
Quarter ending June 2019	22,131	→
Quarter ending September 2019	21,977	→
Variance since September 2018	(1.2%)	↓



ACTIVITY



Month	Adjusted Scheduled Activity (UDA)	
	2019	2020
April	2,462	2,802
May	5,791	5,769
June	8,450	7,938
July	12,231	11,983
August	16,100	15,390
September	19,197	18,786
October	23,106	
November	26,768	
December	29,529	
January	33,365	
February	37,573	
March	42,325	
April	43,747	
May	43,752	
June	43,751	

QUALITY

	Quantity	Base Number	Contract	AT	Region	England
% of FP17s for the same patient ID Re-attending within 3 months - Children	414	5,347	7.7%	11.2%	10.8%	11.5%
% of FP17s for the same patient ID Re-attending within 3 months - Adults	1,323	8,628	15.3%	14.6%	15.2%	15.4%
% of FP17s for the same patient ID Re-attending between 3 & 9 months - Children	3,264	5,347	61.0%	59.3%	62.2%	59.7%
% of FP17s for the same patient ID Re-attending between 3 & 9 months - Adults	3,974	8,628	46.1%	49.7%	52.9%	51.7%
% of FP17s for Band 1 Urgent Courses	1,786	11,941	15.0%	10.0%	9.7%	9.2%
% of FP17s Relating to Free Repair or Replacements	26	11,941	0.2%	0.6%	0.6%	0.7%
% of FP17s Relating to Continuations	5	11,941	0.0%	0.5%	0.7%	0.8%
% of Patients satisfied with the dentistry they have received	6	6	N/A	91.6%	93.6%	93.5%
% of Patients satisfied with the time they had to wait for an appointment	5	6	N/A	83.7%	86.3%	87.4%

* This is based on patients treated on this contract for their most recent course of treatment. Figures in italics indicate the base number of FP17s or Patient Questionnaire responses are less than 100. N/A is shown where the base number of responses is less than 10 during the period. % is calculated as Quantity/Base number*100

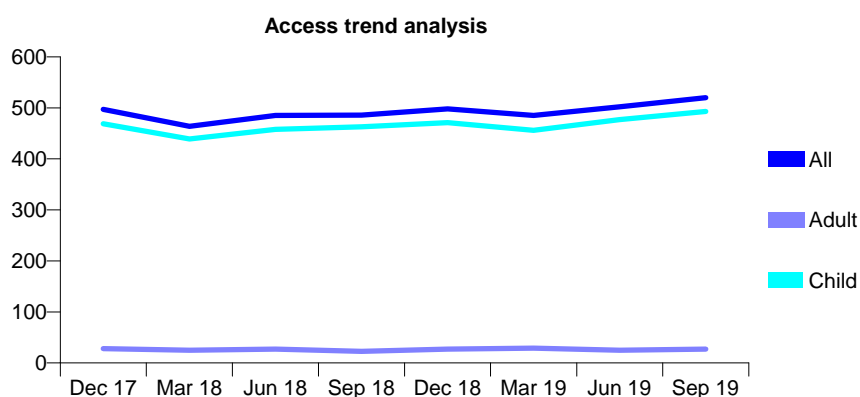
Q69 - Vital Signs At a Glance Contract Report for 114502/0001 - September 2019

Name or company name	Oakthorpe Dental
Contract type name	GDS Contract
Purpose of contract	General
Contract start date	01/04/2012
Contract end date	

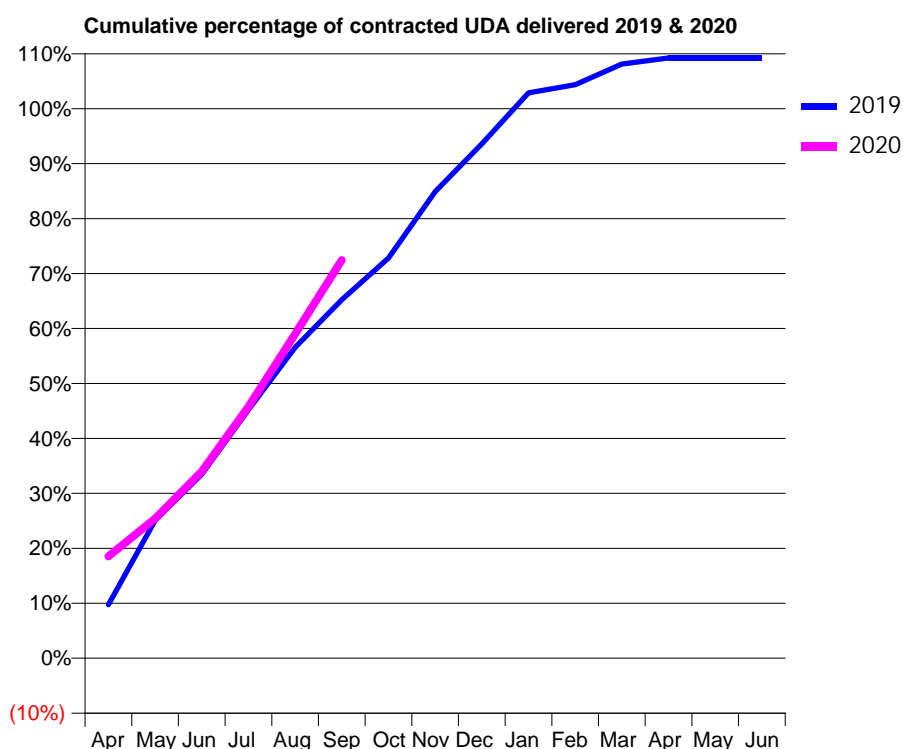
19/20 Contracted general activity (UDA)	556
Carry forward general activity (UDA)	-11
19/20 Contracted orthodontic activity (UOA)	0
Carry forward orthodontic activity (UOA)	0
Baseline contract value	£15,543.68

ACCESS*

Patients seen in 24 months	Total	Change since previous quarter
Quarter ending September 2018	486	
Quarter ending December 2018	498	↑
Quarter ending March 2019	485	↓
Quarter ending June 2019	502	↑
Quarter ending September 2019	520	↑
Variance since September 2018	7.0%	↑



ACTIVITY



Month	2019	2020
April	54	103
May	140	141
June	186	189
July	251	254
August	315	328
September	363	403
October	405	
November	472	
December	520	
January	572	
February	580	
March	601	
April	607	
May	607	
June	607	

QUALITY

	Quantity	Base Number	Contract	AT	Region	England
% of FP17s for the same patient ID Re-attending within 3 months - Children	24	352	6.8%	11.2%	10.8%	11.5%
% of FP17s for the same patient ID Re-attending within 3 months - Adults	0	0	N/A	14.6%	15.2%	15.4%
% of FP17s for the same patient ID Re-attending between 3 & 9 months - Children	73	352	20.7%	59.3%	62.2%	59.7%
% of FP17s for the same patient ID Re-attending between 3 & 9 months - Adults	0	0	N/A	49.7%	52.9%	51.7%
% of FP17s for Band 1 Urgent Courses	14	342	4.1%	10.0%	9.7%	9.2%
% of FP17s Relating to Free Repair or Replacements	0	342	0.0%	0.6%	0.6%	0.7%
% of FP17s Relating to Continuations	12	342	3.5%	0.5%	0.7%	0.8%
% of Patients satisfied with the dentistry they have received	0	0	N/A	91.6%	93.6%	93.5%
% of Patients satisfied with the time they had to wait for an appointment	0	0	N/A	83.7%	86.3%	87.4%

* This is based on patients treated on this contract for their most recent course of treatment.

Figures in italics indicate the base number of FP17s or Patient Questionnaire responses are less than 100. N/A is shown where the base number of responses is less than 10 during the period. % is calculated as Quantity/Base number*100

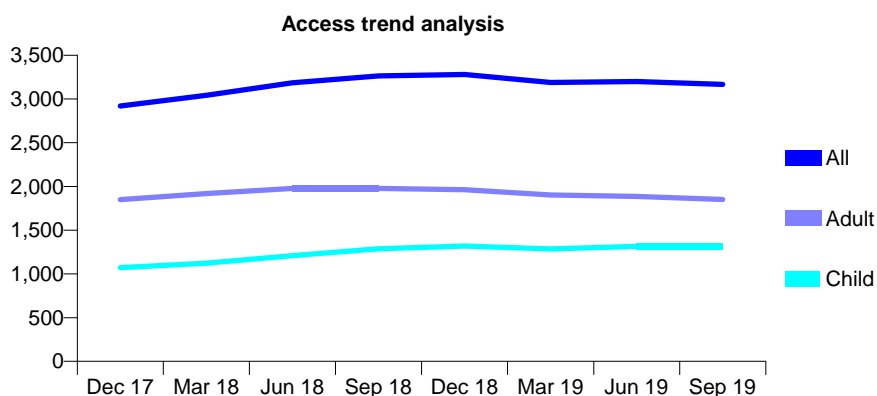
Q69 - Vital Signs At a Glance Contract Report for 114790/0001 - September 2019

Name or company name	GENTLE DENTAL CARE 4U LTD
Contract type name	GDS Contract
Purpose of contract	General
Contract start date	01/12/2012
Contract end date	

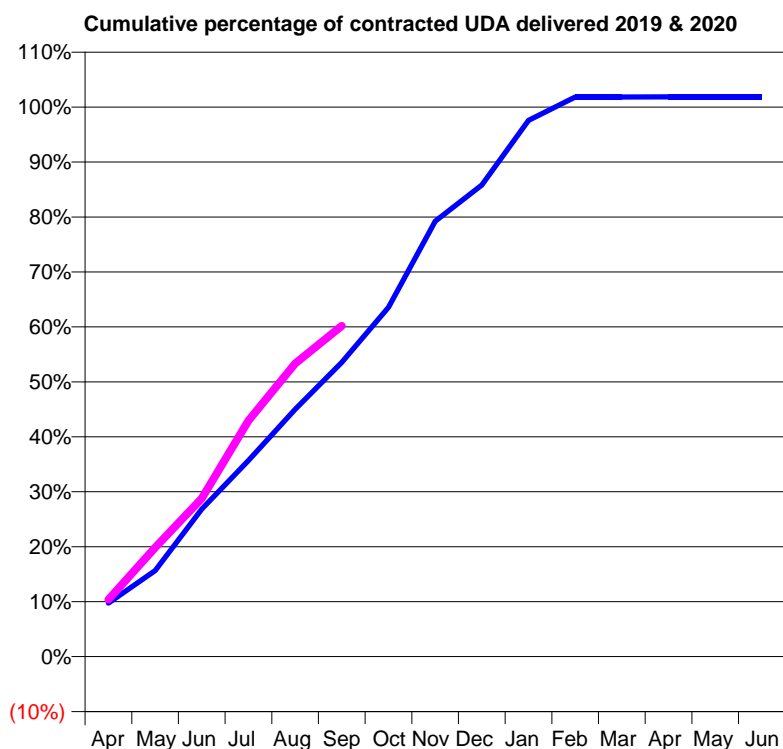
19/20 Contracted general activity (UDA)	5,849
Carry forward general activity (UDA)	-128
19/20 Contracted orthodontic activity (UOA)	0
Carry forward orthodontic activity (UOA)	0
Baseline contract value	£157,649.71

ACCESS*

Patients seen in 24 months	Total	Change since previous quarter
Quarter ending September 2018	3,265	
Quarter ending December 2018	3,281	→
Quarter ending March 2019	3,188	↓
Quarter ending June 2019	3,201	→
Quarter ending September 2019	3,167	↓
Variance since September 2018	(3.0%)	↓



ACTIVITY



Month	Adjusted Scheduled Activity (UDA)	
	2019	2020
April	627	608
May	1,007	1,161
June	1,727	1,684
July	2,296	2,512
August	2,895	3,121
September	3,446	3,520
October	4,091	
November	5,097	
December	5,520	
January	6,277	
February	6,551	
March	6,553	
April	6,554	
May	6,554	
June	6,554	

QUALITY

	Quantity	Base Number	Contract	AT	Region	England
% of FP17s for the same patient ID Re-attending within 3 months - Children	86	1,153	7.5%	11.2%	10.8%	11.5%
% of FP17s for the same patient ID Re-attending within 3 months - Adults	154	1,221	12.6%	14.6%	15.2%	15.4%
% of FP17s for the same patient ID Re-attending between 3 & 9 months - Children	802	1,153	69.6%	59.3%	62.2%	59.7%
% of FP17s for the same patient ID Re-attending between 3 & 9 months - Adults	695	1,221	56.9%	49.7%	52.9%	51.7%
% of FP17s for Band 1 Urgent Courses	158	2,028	7.8%	10.0%	9.7%	9.2%
% of FP17s Relating to Free Repair or Replacements	11	2,028	0.5%	0.6%	0.6%	0.7%
% of FP17s Relating to Continuations	0	2,028	0.0%	0.5%	0.7%	0.8%
% of Patients satisfied with the dentistry they have received	1	1	N/A	91.6%	93.6%	93.5%
% of Patients satisfied with the time they had to wait for an appointment	1	1	N/A	83.7%	86.3%	87.4%

* This is based on patients treated on this contract for their most recent course of treatment. Figures in italics indicate the base number of FP17s or Patient Questionnaire responses are less than 100. N/A is shown where the base number of responses is less than 10 during the period. % is calculated as Quantity/Base number*100

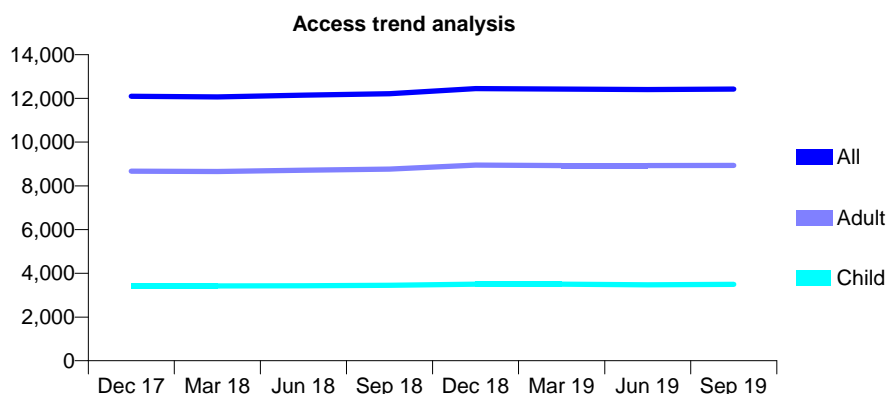
Q69 - Vital Signs At a Glance Contract Report for 115622/0001 - September 2019

Name or company name	Greytown Dental Practice
Contract type name	GDS Contract
Purpose of contract	General
Contract start date	01/04/2006
Contract end date	

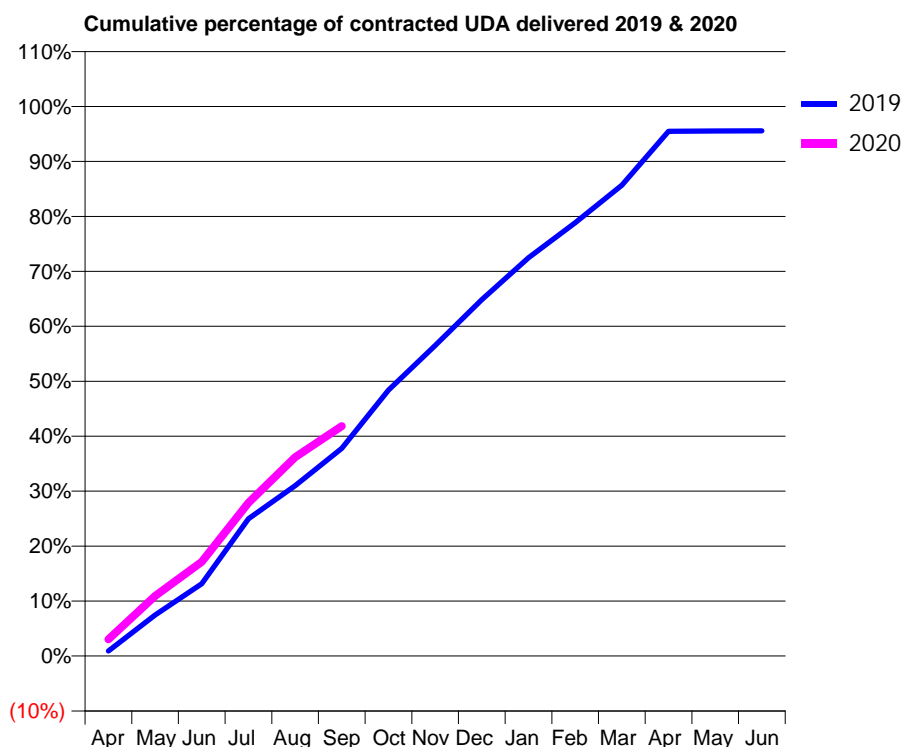
19/20 Contracted general activity (UDA)	35,605
Carry forward general activity (UDA)	0
19/20 Contracted orthodontic activity (UOA)	0
Carry forward orthodontic activity (UOA)	0
Baseline contract value	£886,526.31

ACCESS*

Patients seen in 24 months	Total	Change since previous quarter
Quarter ending September 2018	12,214	
Quarter ending December 2018	12,449	→
Quarter ending March 2019	12,431	→
Quarter ending June 2019	12,405	→
Quarter ending September 2019	12,428	→
Variance since September 2018	1.8%	→



ACTIVITY



Month	Adjusted Scheduled Activity (UDA)	
	2019	2020
April	320	1,088
May	2,660	3,889
June	4,678	6,108
July	8,892	9,935
August	11,036	12,885
September	13,457	14,889
October	17,224	
November	20,117	
December	23,087	
January	25,801	
February	28,073	
March	30,497	
April	33,999	
May	34,012	
June	34,020	

QUALITY

	Quantity	Base Number	Contract	AT	Region	England
% of FP17s for the same patient ID Re-attending within 3 months - Children	216	3,311	6.5%	11.2%	10.8%	11.5%
% of FP17s for the same patient ID Re-attending within 3 months - Adults	784	7,114	11.0%	14.6%	15.2%	15.4%
% of FP17s for the same patient ID Re-attending between 3 & 9 months - Children	2,376	3,311	71.8%	59.3%	62.2%	59.7%
% of FP17s for the same patient ID Re-attending between 3 & 9 months - Adults	4,135	7,114	58.1%	49.7%	52.9%	51.7%
% of FP17s for Band 1 Urgent Courses	699	8,600	8.1%	10.0%	9.7%	9.2%
% of FP17s Relating to Free Repair or Replacements	53	8,600	0.6%	0.6%	0.6%	0.7%
% of FP17s Relating to Continuations	23	8,600	0.3%	0.5%	0.7%	0.8%
% of Patients satisfied with the dentistry they have received	6	7	N/A	91.6%	93.6%	93.5%
% of Patients satisfied with the time they had to wait for an appointment	6	7	N/A	83.7%	86.3%	87.4%

* This is based on patients treated on this contract for their most recent course of treatment.

Figures in italics indicate the base number of FP17s or Patient Questionnaire responses are less than 100. N/A is shown where the base number of responses is less than 10 during the period. % is calculated as Quantity/Base number*100

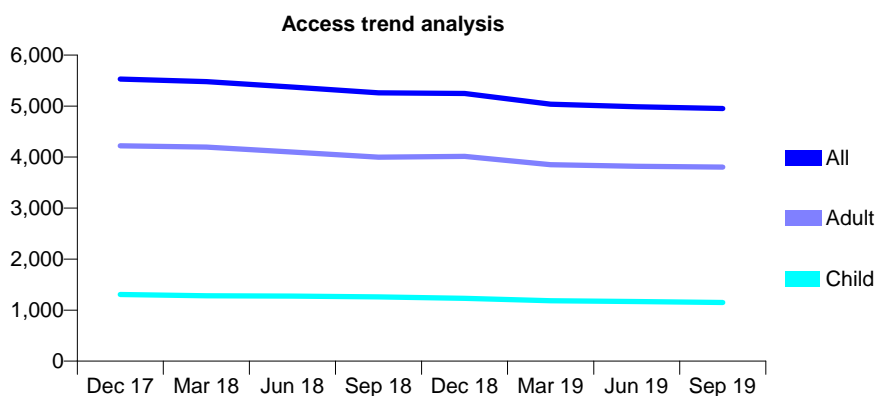
Q69 - Vital Signs At a Glance Contract Report for 116955/0001 - September 2019

Name or company name	The Morgan Clinic - Henley
Contract type name	GDS Contract
Purpose of contract	General
Contract start date	01/11/2015
Contract end date	

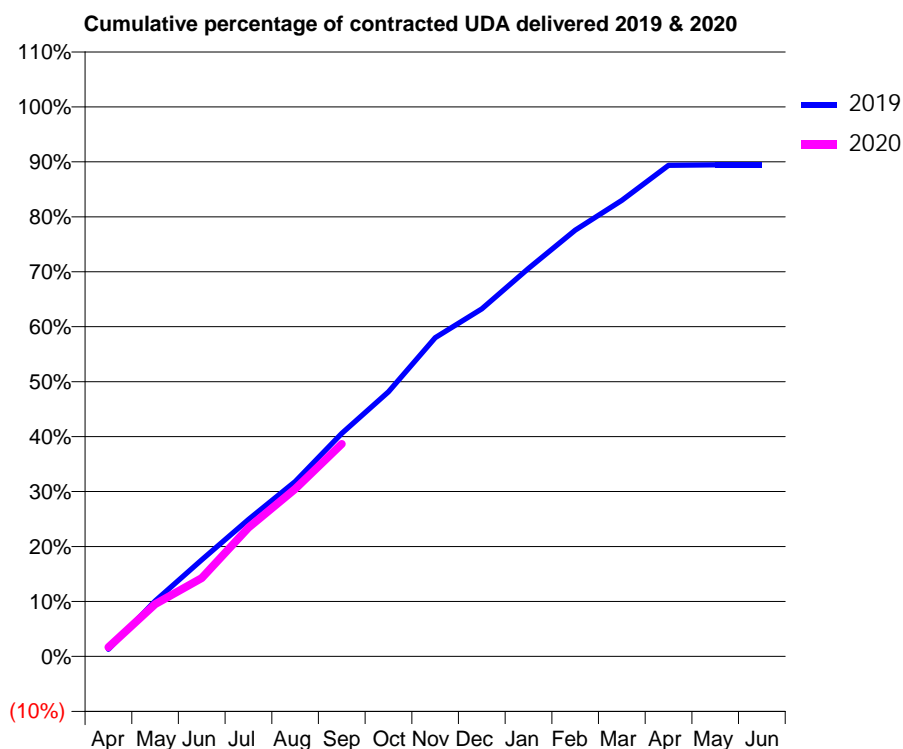
19/20 Contracted general activity (UDA)	19,364
Carry forward general activity (UDA)	0
19/20 Contracted orthodontic activity (UOA)	0
Carry forward orthodontic activity (UOA)	0
Baseline contract value	£553,820.75

ACCESS*

Patients seen in 24 months	Total	Change since previous quarter
Quarter ending September 2018	5,258	
Quarter ending December 2018	5,245	→
Quarter ending March 2019	5,036	↓
Quarter ending June 2019	4,988	→
Quarter ending September 2019	4,954	→
Variance since September 2018	(5.8%)	↓



ACTIVITY



Month	2019	2020
April	270	325
May	2,109	1,845
June	3,666	2,761
July	5,197	4,535
August	6,640	5,899
September	8,468	7,490
October	10,049	
November	12,098	
December	13,195	
January	14,732	
February	16,183	
March	17,312	
April	18,645	
May	18,661	
June	18,661	

QUALITY

	Quantity	Base Number	Contract	AT	Region	England
% of FP17s for the same patient ID Re-attending within 3 months - Children	76	852	8.9%	11.2%	10.8%	11.5%
% of FP17s for the same patient ID Re-attending within 3 months - Adults	407	2,391	17.0%	14.6%	15.2%	15.4%
% of FP17s for the same patient ID Re-attending between 3 & 9 months - Children	468	852	54.9%	59.3%	62.2%	59.7%
% of FP17s for the same patient ID Re-attending between 3 & 9 months - Adults	1,152	2,391	48.2%	49.7%	52.9%	51.7%
% of FP17s for Band 1 Urgent Courses	330	2,883	11.4%	10.0%	9.7%	9.2%
% of FP17s Relating to Free Repair or Replacements	15	2,883	0.5%	0.6%	0.6%	0.7%
% of FP17s Relating to Continuations	10	2,883	0.3%	0.5%	0.7%	0.8%
% of Patients satisfied with the dentistry they have received	3	3	N/A	91.6%	93.6%	93.5%
% of Patients satisfied with the time they had to wait for an appointment	3	3	N/A	83.7%	86.3%	87.4%

* This is based on patients treated on this contract for their most recent course of treatment. Figures in italics indicate the base number of FP17s or Patient Questionnaire responses are less than 100. N/A is shown where the base number of responses is less than 10 during the period. % is calculated as Quantity/Base number*100

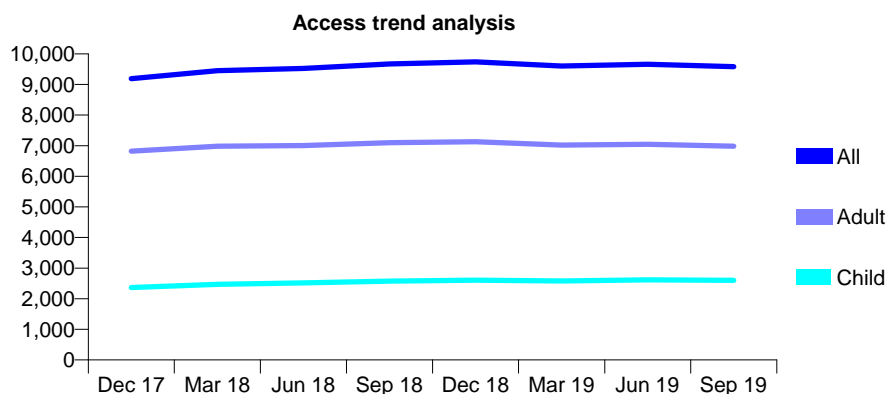
Q69 - Vital Signs At a Glance Contract Report for 117625/0001 - September 2019

Name or company name	The Morgan Clinic - Maidenhead
Contract type name	GDS Contract
Purpose of contract	General
Contract start date	01/11/2015
Contract end date	

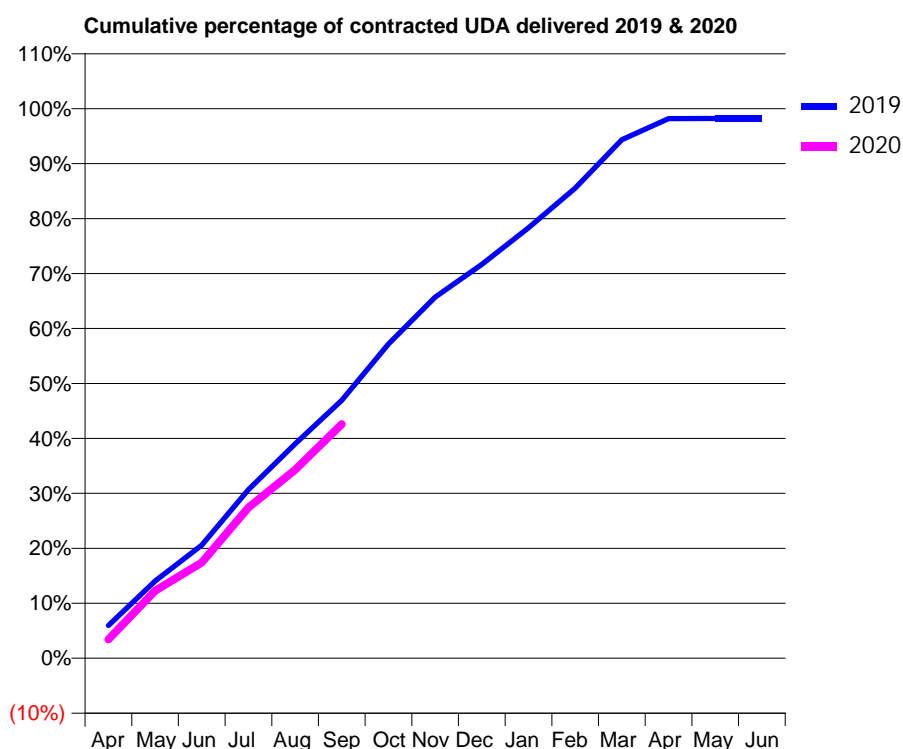
19/20 Contracted general activity (UDA)	24,408
Carry forward general activity (UDA)	455
19/20 Contracted orthodontic activity (UOA)	0
Carry forward orthodontic activity (UOA)	0
Baseline contract value	£696,600.39

ACCESS*

Patients seen in 24 months	Total	Change since previous quarter
Quarter ending September 2018	9,673	
Quarter ending December 2018	9,739	→
Quarter ending March 2019	9,602	↓
Quarter ending June 2019	9,661	→
Quarter ending September 2019	9,584	→
Variance since September 2018	(0.9%)	→



ACTIVITY



Month	2019	2020
April	1,529	836
May	3,603	2,994
June	5,280	4,247
July	7,865	6,692
August	10,000	8,374
September	12,028	10,397
October	14,658	
November	16,838	
December	18,362	
January	20,070	
February	21,923	
March	24,177	
April	25,165	
May	25,170	
June	25,172	

QUALITY

	Quantity	Base Number	Contract	AT	Region	England
% of FP17s for the same patient ID Re-attending within 3 months - Children	111	1,920	5.8%	11.2%	10.8%	11.5%
% of FP17s for the same patient ID Re-attending within 3 months - Adults	571	4,182	13.7%	14.6%	15.2%	15.4%
% of FP17s for the same patient ID Re-attending between 3 & 9 months - Children	1,216	1,920	63.3%	59.3%	62.2%	59.7%
% of FP17s for the same patient ID Re-attending between 3 & 9 months - Adults	2,080	4,182	49.7%	49.7%	52.9%	51.7%
% of FP17s for Band 1 Urgent Courses	739	5,683	13.0%	10.0%	9.7%	9.2%
% of FP17s Relating to Free Repair or Replacements	36	5,683	0.6%	0.6%	0.6%	0.7%
% of FP17s Relating to Continuations	13	5,683	0.2%	0.5%	0.7%	0.8%
% of Patients satisfied with the dentistry they have received	1	1	N/A	91.6%	93.6%	93.5%
% of Patients satisfied with the time they had to wait for an appointment	1	1	N/A	83.7%	86.3%	87.4%

* This is based on patients treated on this contract for their most recent course of treatment. Figures in italics indicate the base number of FP17s or Patient Questionnaire responses are less than 100. N/A is shown where the base number of responses is less than 10 during the period. % is calculated as Quantity/Base number*100

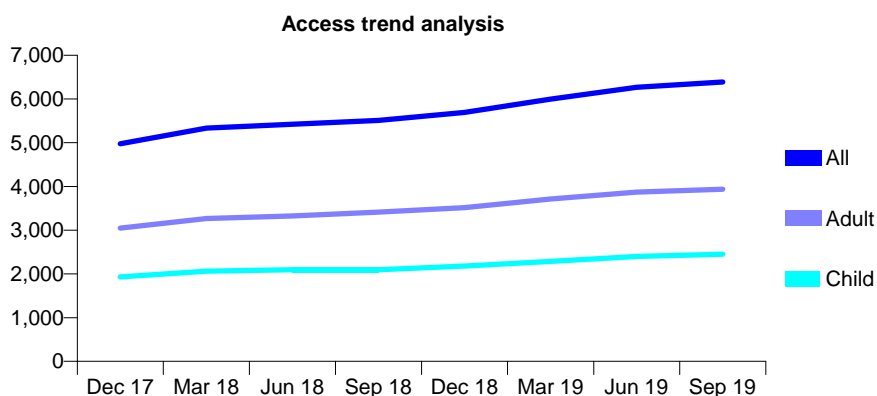
Q69 - Vital Signs At a Glance Contract Report for 118710/0001 - September 2019

Name or company name	Smile Care Cippenham Ltd
Contract type name	GDS Contract
Purpose of contract	General
Contract start date	01/07/2013
Contract end date	

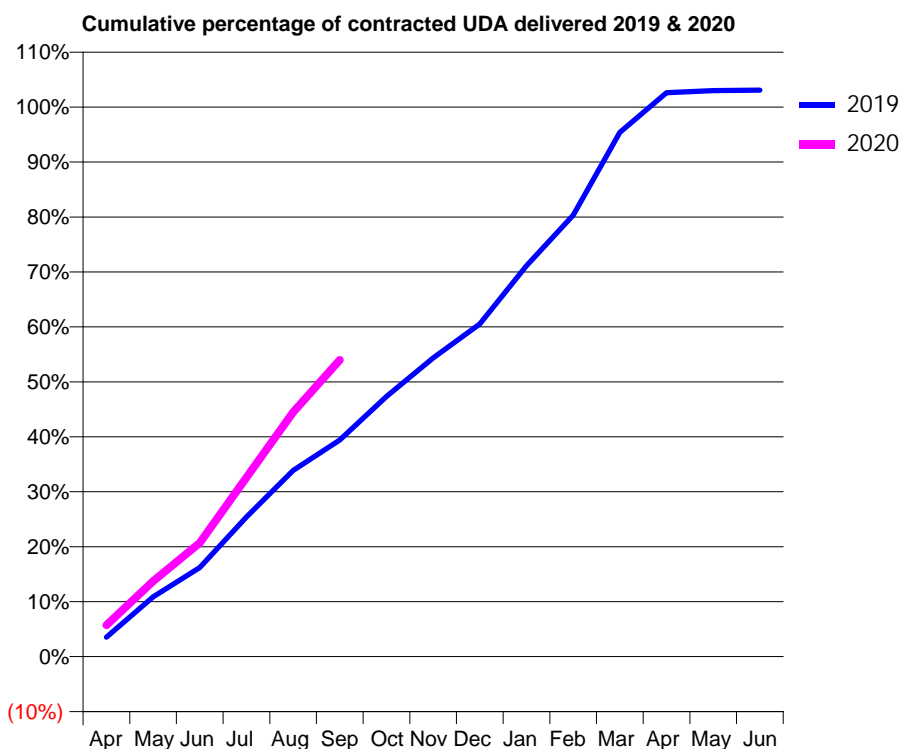
19/20 Contracted general activity (UDA)	9,893
Carry forward general activity (UDA)	-207
19/20 Contracted orthodontic activity (UOA)	0
Carry forward orthodontic activity (UOA)	0
Baseline contract value	£256,148.81

ACCESS*

Patients seen in 24 months	Total	Change since previous quarter
Quarter ending September 2018	5,511	
Quarter ending December 2018	5,693	↑
Quarter ending March 2019	5,998	↑
Quarter ending June 2019	6,268	↑
Quarter ending September 2019	6,387	→
Variance since September 2018	15.9%	↑



ACTIVITY



Month	Adjusted Scheduled Activity (UDA)	
	2019	2020
April	369	567
May	1,131	1,358
June	1,684	2,048
July	2,640	3,224
August	3,521	4,401
September	4,095	5,340
October	4,918	
November	5,644	
December	6,288	
January	7,389	
February	8,346	
March	9,908	
April	10,660	
May	10,698	
June	10,706	

QUALITY

	Quantity	Base Number	Contract	AT	Region	England
% of FP17s for the same patient ID Re-attending within 3 months - Children	158	1,716	9.2%	11.2%	10.8%	11.5%
% of FP17s for the same patient ID Re-attending within 3 months - Adults	349	2,253	15.5%	14.6%	15.2%	15.4%
% of FP17s for the same patient ID Re-attending between 3 & 9 months - Children	834	1,716	48.6%	59.3%	62.2%	59.7%
% of FP17s for the same patient ID Re-attending between 3 & 9 months - Adults	824	2,253	36.6%	49.7%	52.9%	51.7%
% of FP17s for Band 1 Urgent Courses	397	2,505	15.8%	10.0%	9.7%	9.2%
% of FP17s Relating to Free Repair or Replacements	10	2,505	0.4%	0.6%	0.6%	0.7%
% of FP17s Relating to Continuations	6	2,505	0.2%	0.5%	0.7%	0.8%
% of Patients satisfied with the dentistry they have received	1	1	N/A	91.6%	93.6%	93.5%
% of Patients satisfied with the time they had to wait for an appointment	1	1	N/A	83.7%	86.3%	87.4%

* This is based on patients treated on this contract for their most recent course of treatment. Figures in italics indicate the base number of FP17s or Patient Questionnaire responses are less than 100. N/A is shown where the base number of responses is less than 10 during the period. % is calculated as Quantity/Base number*100

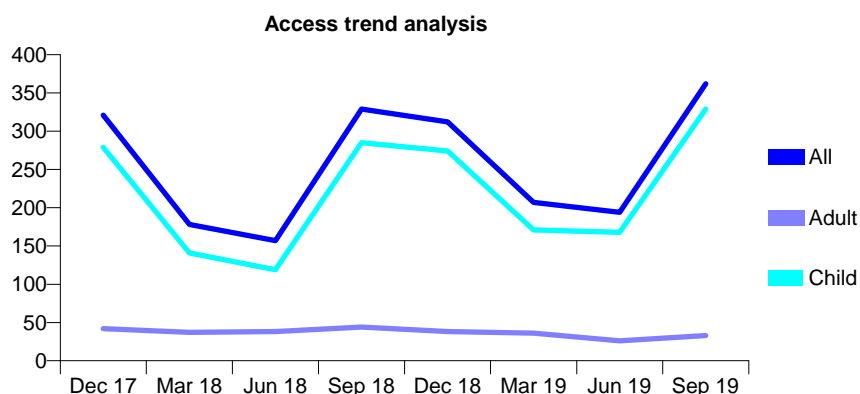
Q69 - Vital Signs At a Glance Contract Report for 122297/0001 - September 2019

Name or company name	Makhani and Makhani
Contract type name	GDS Contract
Purpose of contract	General
Contract start date	01/04/2015
Contract end date	

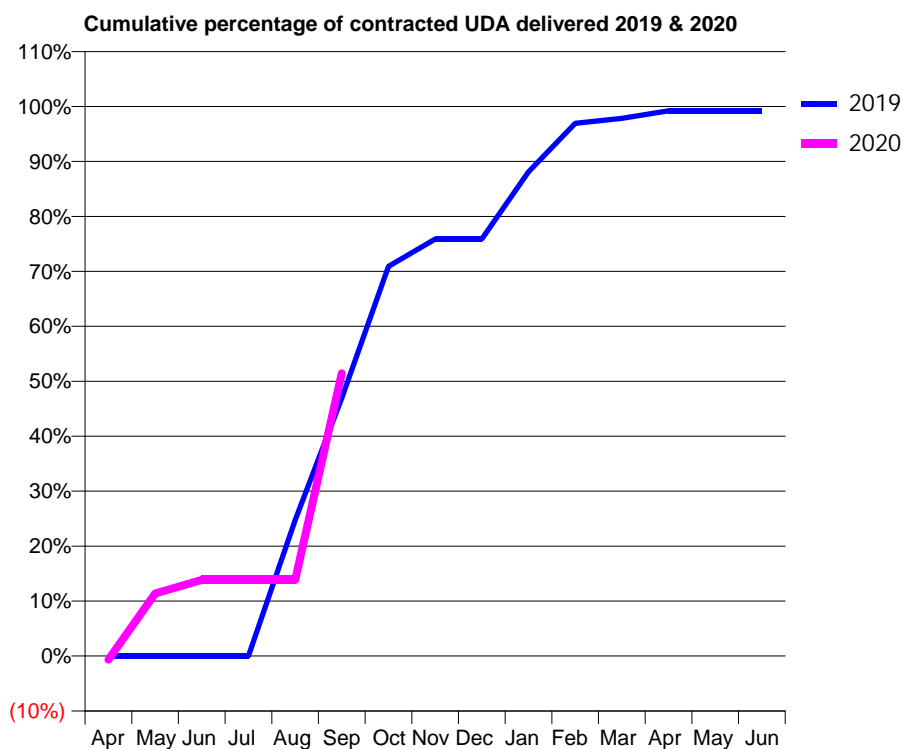
19/20 Contracted general activity (UDA)	442
Carry forward general activity (UDA)	3
19/20 Contracted orthodontic activity (UOA)	0
Carry forward orthodontic activity (UOA)	0
Baseline contract value	£9,450.00

ACCESS*

Patients seen in 24 months	Total	Change since previous quarter
Quarter ending September 2018	329	
Quarter ending December 2018	312	↓
Quarter ending March 2019	207	↓
Quarter ending June 2019	194	↓
Quarter ending September 2019	362	↑
Variance since September 2018	10.0%	↑



ACTIVITY



Month	Adjusted Scheduled Activity (UDA)	
	2019	2020
April	0	-3
May	0	50
June	0	61
July	0	61
August	109	61
September	207	227
October	313	
November	335	
December	335	
January	389	
February	428	
March	432	
April	438	
May	438	
June	438	

QUALITY

	Quantity	Base Number	Contract	AT	Region	England
% of FP17s for the same patient ID Re-attending within 3 months - Children	5	273	1.8%	11.2%	10.8%	11.5%
% of FP17s for the same patient ID Re-attending within 3 months - Adults	0	13	0.0%	14.6%	15.2%	15.4%
% of FP17s for the same patient ID Re-attending between 3 & 9 months - Children	40	273	14.7%	59.3%	62.2%	59.7%
% of FP17s for the same patient ID Re-attending between 3 & 9 months - Adults	1	13	7.7%	49.7%	52.9%	51.7%
% of FP17s for Band 1 Urgent Courses	3	284	1.1%	10.0%	9.7%	9.2%
% of FP17s Relating to Free Repair or Replacements	0	284	0.0%	0.6%	0.6%	0.7%
% of FP17s Relating to Continuations	0	284	0.0%	0.5%	0.7%	0.8%
% of Patients satisfied with the dentistry they have received	0	0	N/A	91.6%	93.6%	93.5%
% of Patients satisfied with the time they had to wait for an appointment	0	0	N/A	83.7%	86.3%	87.4%

* This is based on patients treated on this contract for their most recent course of treatment. Figures in italics indicate the base number of FP17s or Patient Questionnaire responses are less than 100. N/A is shown where the base number of responses is less than 10 during the period. % is calculated as Quantity/Base number*100

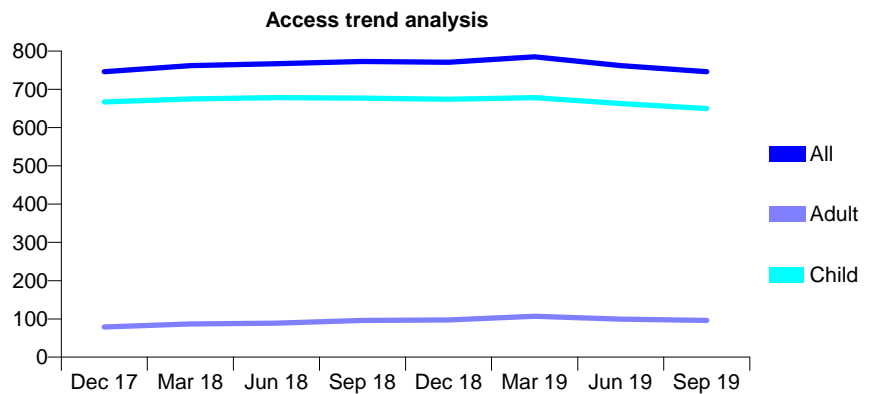
Q69 - Vital Signs At a Glance Contract Report for 122645/0001 - September 2019

Name or company name	THEALE SURGERY LIMITED
Contract type name	GDS Contract
Purpose of contract	General
Contract start date	01/12/2010
Contract end date	

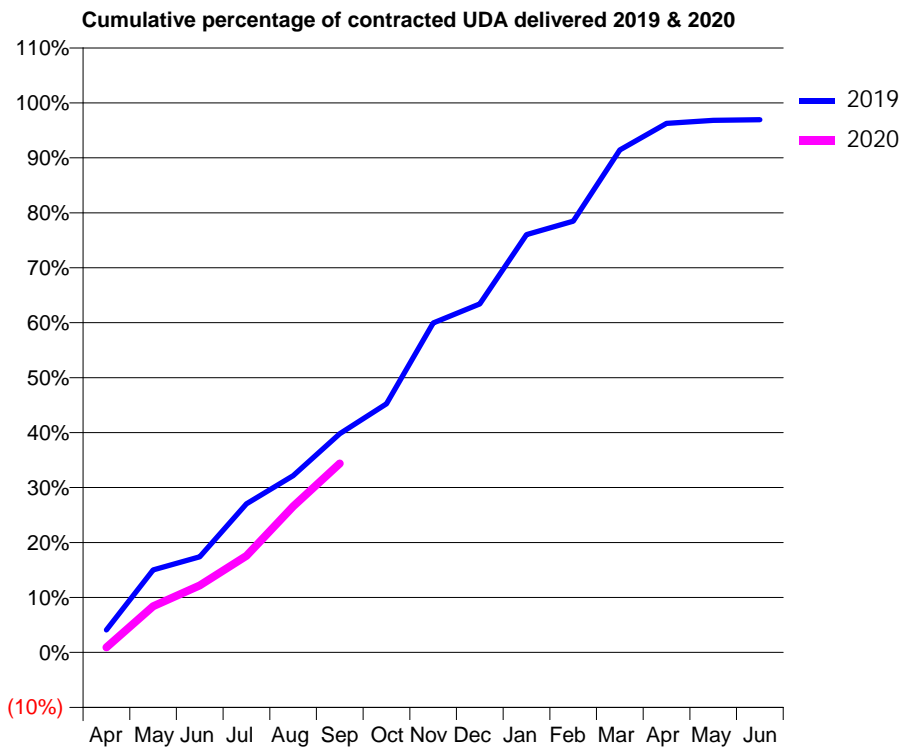
19/20 Contracted general activity (UDA)	2,000
Carry forward general activity (UDA)	61
19/20 Contracted orthodontic activity (UOA)	0
Carry forward orthodontic activity (UOA)	0
Baseline contract value	£43,760.50

ACCESS*

Patients seen in 24 months	Total	Change since previous quarter
Quarter ending September 2018	773	
Quarter ending December 2018	771	→
Quarter ending March 2019	785	→
Quarter ending June 2019	762	↓
Quarter ending September 2019	746	↓
Variance since September 2018	(3.5%)	↓



ACTIVITY



Month	2019	2020
April	82	18
May	300	168
June	348	244
July	541	351
August	643	532
September	796	687
October	905	
November	1,199	
December	1,268	
January	1,520	
February	1,569	
March	1,829	
April	1,925	
May	1,936	
June	1,939	

QUALITY

	Quantity	Base Number	Contract	AT	Region	England
% of FP17s for the same patient ID Re-attending within 3 months - Children	34	476	7.1%	11.2%	10.8%	11.5%
% of FP17s for the same patient ID Re-attending within 3 months - Adults	6	26	23.1%	14.6%	15.2%	15.4%
% of FP17s for the same patient ID Re-attending between 3 & 9 months - Children	306	476	64.3%	59.3%	62.2%	59.7%
% of FP17s for the same patient ID Re-attending between 3 & 9 months - Adults	13	26	50.0%	49.7%	52.9%	51.7%
% of FP17s for Band 1 Urgent Courses	12	444	2.7%	10.0%	9.7%	9.2%
% of FP17s Relating to Free Repair or Replacements	0	444	0.0%	0.6%	0.6%	0.7%
% of FP17s Relating to Continuations	0	444	0.0%	0.5%	0.7%	0.8%
% of Patients satisfied with the dentistry they have received	0	0	N/A	91.6%	93.6%	93.5%
% of Patients satisfied with the time they had to wait for an appointment	0	0	N/A	83.7%	86.3%	87.4%

* This is based on patients treated on this contract for their most recent course of treatment. Figures in italics indicate the base number of FP17s or Patient Questionnaire responses are less than 100. N/A is shown where the base number of responses is less than 10 during the period. % is calculated as Quantity/Base number*100

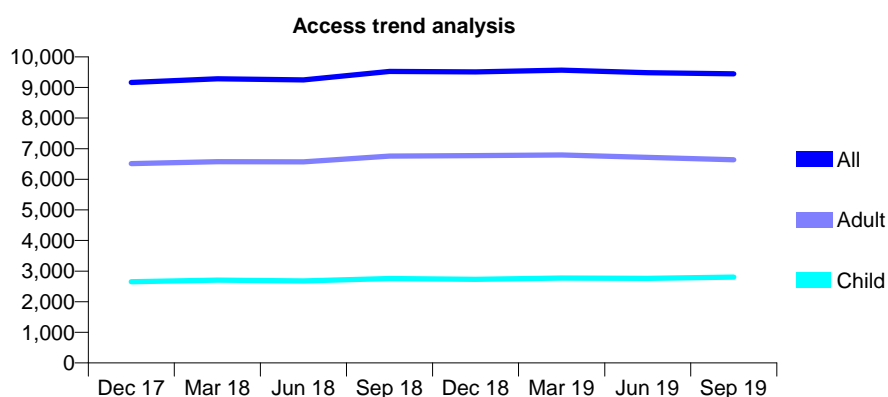
Q69 - Vital Signs At a Glance Contract Report for 122866/0001 - September 2019

Name or company name	Puresmile Reading Limited
Contract type name	GDS Contract
Purpose of contract	General
Contract start date	01/04/2012
Contract end date	

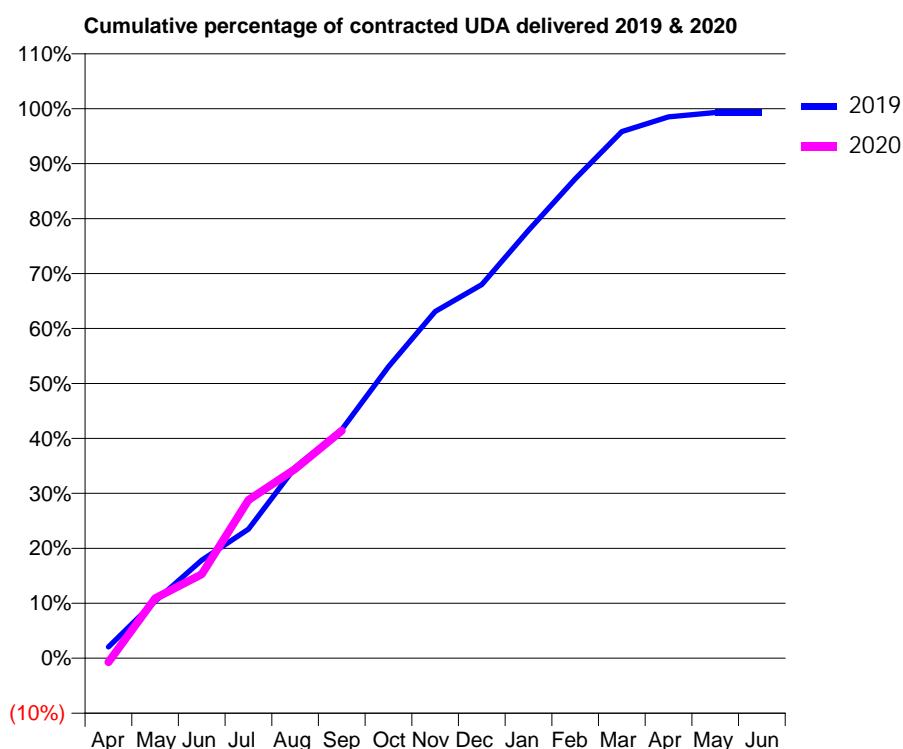
19/20 Contracted general activity (UDA)	29,025
Carry forward general activity (UDA)	213
19/20 Contracted orthodontic activity (UOA)	0
Carry forward orthodontic activity (UOA)	0
Baseline contract value	£745,302.77

ACCESS*

Patients seen in 24 months	Total	Change since previous quarter
Quarter ending September 2018	9,523	
Quarter ending December 2018	9,510	→
Quarter ending March 2019	9,568	→
Quarter ending June 2019	9,483	→
Quarter ending September 2019	9,443	→
Variance since September 2018	(0.8%)	→



ACTIVITY



Month	2019	2020
April	625	-213
May	3,159	3,167
June	5,443	4,432
July	7,164	8,358
August	10,584	10,000
September	12,678	12,022
October	16,171	
November	19,230	
December	20,715	
January	23,727	
February	26,580	
March	29,202	
April	30,024	
May	30,262	
June	30,262	

QUALITY

	Quantity	Base Number	Contract	AT	Region	England
% of FP17s for the same patient ID Re-attending within 3 months - Children	146	1,760	8.3%	11.2%	10.8%	11.5%
% of FP17s for the same patient ID Re-attending within 3 months - Adults	372	2,995	12.4%	14.6%	15.2%	15.4%
% of FP17s for the same patient ID Re-attending between 3 & 9 months - Children	858	1,760	48.8%	59.3%	62.2%	59.7%
% of FP17s for the same patient ID Re-attending between 3 & 9 months - Adults	1,214	2,995	40.5%	49.7%	52.9%	51.7%
% of FP17s for Band 1 Urgent Courses	235	4,410	5.3%	10.0%	9.7%	9.2%
% of FP17s Relating to Free Repair or Replacements	62	4,410	1.4%	0.6%	0.6%	0.7%
% of FP17s Relating to Continuations	28	4,410	0.6%	0.5%	0.7%	0.8%
% of Patients satisfied with the dentistry they have received	2	4	N/A	91.6%	93.6%	93.5%
% of Patients satisfied with the time they had to wait for an appointment	2	4	N/A	83.7%	86.3%	87.4%

* This is based on patients treated on this contract for their most recent course of treatment.

Figures in italics indicate the base number of FP17s or Patient Questionnaire responses are less than 100. N/A is shown where the base number of responses is less than 10 during the period. % is calculated as Quantity/Base number*100

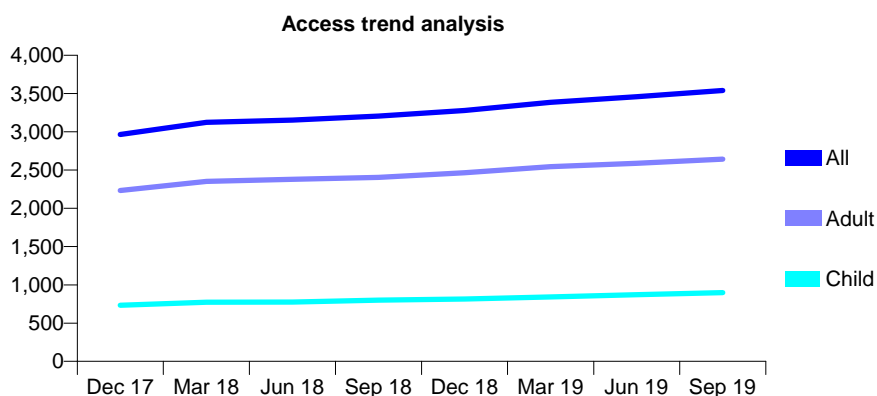
Q69 - Vital Signs At a Glance Contract Report for 127051/0001 - September 2019

Name or company name	Sensura (UK) Limited
Contract type name	GDS Contract
Purpose of contract	General
Contract start date	01/04/2012
Contract end date	

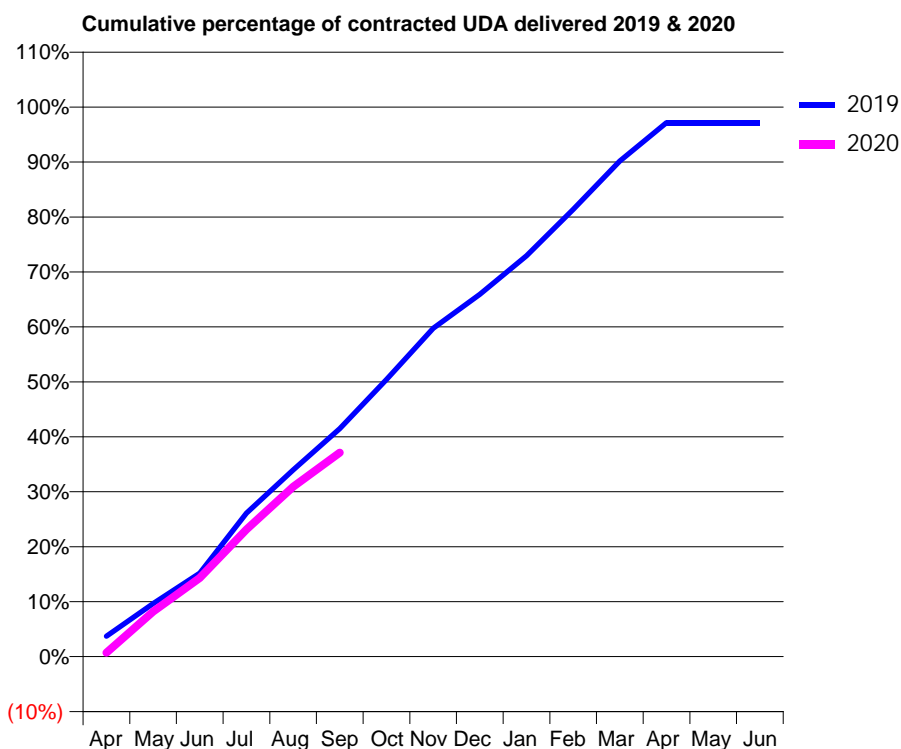
19/20 Contracted general activity (UDA)	11,300
Carry forward general activity (UDA)	320
19/20 Contracted orthodontic activity (UOA)	0
Carry forward orthodontic activity (UOA)	0
Baseline contract value	£300,577.57

ACCESS*

Patients seen in 24 months	Total	Change since previous quarter
Quarter ending September 2018	3,205	
Quarter ending December 2018	3,279	↑
Quarter ending March 2019	3,386	↑
Quarter ending June 2019	3,458	↑
Quarter ending September 2019	3,541	↑
Variance since September 2018	10.5%	↑



ACTIVITY



Month	Adjusted Scheduled Activity (UDA)	
	2019	2020
April	421	81
May	1,090	926
June	1,717	1,616
July	2,952	2,616
August	3,838	3,492
September	4,686	4,195
October	5,697	
November	6,750	
December	7,448	
January	8,241	
February	9,197	
March	10,192	
April	10,978	
May	10,978	
June	10,980	

QUALITY

	Quantity	Base Number	Contract	AT	Region	England
% of FP17s for the same patient ID Re-attending within 3 months - Children	57	673	8.5%	11.2%	10.8%	11.5%
% of FP17s for the same patient ID Re-attending within 3 months - Adults	174	1,501	11.6%	14.6%	15.2%	15.4%
% of FP17s for the same patient ID Re-attending between 3 & 9 months - Children	336	673	49.9%	59.3%	62.2%	59.7%
% of FP17s for the same patient ID Re-attending between 3 & 9 months - Adults	659	1,501	43.9%	49.7%	52.9%	51.7%
% of FP17s for Band 1 Urgent Courses	154	1,949	7.9%	10.0%	9.7%	9.2%
% of FP17s Relating to Free Repair or Replacements	10	1,949	0.5%	0.6%	0.6%	0.7%
% of FP17s Relating to Continuations	10	1,949	0.5%	0.5%	0.7%	0.8%
% of Patients satisfied with the dentistry they have received	1	1	N/A	91.6%	93.6%	93.5%
% of Patients satisfied with the time they had to wait for an appointment	0	1	N/A	83.7%	86.3%	87.4%

* This is based on patients treated on this contract for their most recent course of treatment. Figures in italics indicate the base number of FP17s or Patient Questionnaire responses are less than 100. N/A is shown where the base number of responses is less than 10 during the period. % is calculated as Quantity/Base number*100

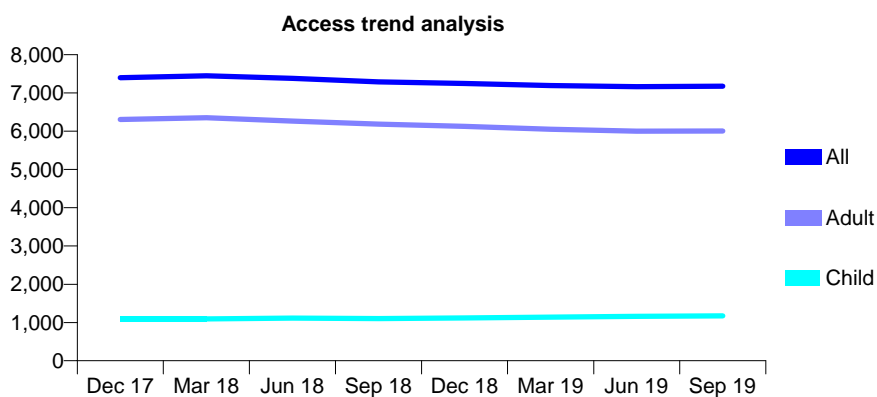
Q69 - Vital Signs At a Glance Contract Report for 127558/0001 - September 2019

Name or company name	Friar Street Dental Surgery
Contract type name	GDS Contract
Purpose of contract	General
Contract start date	01/04/2013
Contract end date	

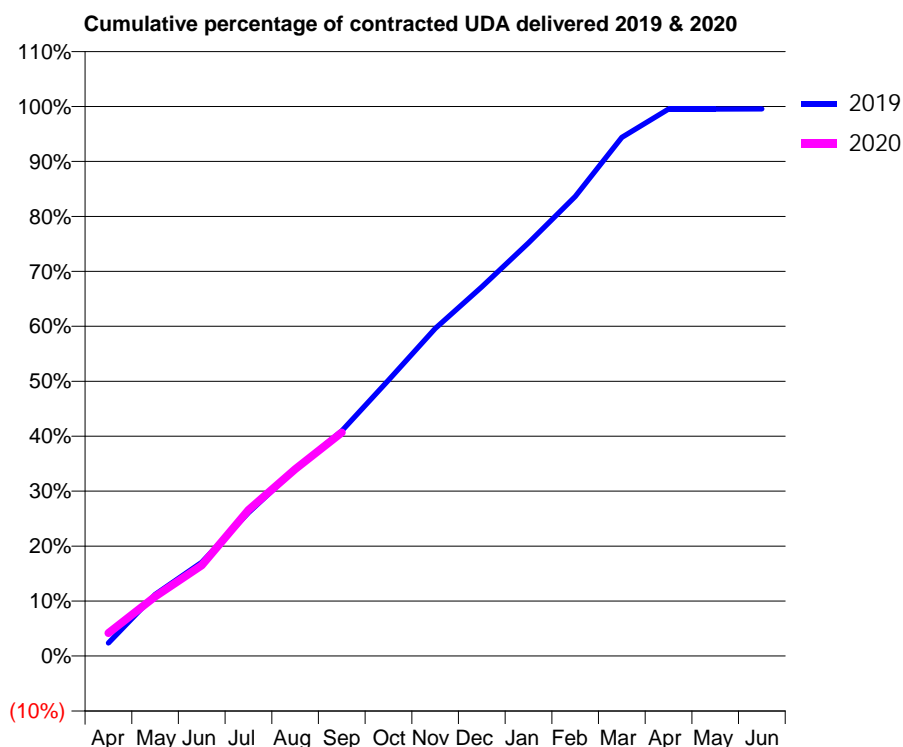
19/20 Contracted general activity (UDA)	22,041
Carry forward general activity (UDA)	100
19/20 Contracted orthodontic activity (UOA)	0
Carry forward orthodontic activity (UOA)	0
Baseline contract value	£502,951.08

ACCESS*

Patients seen in 24 months	Total	Change since previous quarter
Quarter ending September 2018	7,290	
Quarter ending December 2018	7,245	→
Quarter ending March 2019	7,192	→
Quarter ending June 2019	7,164	→
Quarter ending September 2019	7,177	→
Variance since September 2018	(1.6%)	↓



ACTIVITY



Month	Adjusted Scheduled Activity (UDA)	
	2019	2020
April	525	922
May	2,466	2,387
June	3,757	3,640
July	5,746	5,861
August	7,490	7,494
September	9,032	8,965
October	11,064	
November	13,138	
December	14,803	
January	16,569	
February	18,430	
March	20,797	
April	21,935	
May	21,935	
June	21,941	

QUALITY

	Quantity	Base Number	Contract	AT	Region	England
% of FP17s for the same patient ID Re-attending within 3 months - Children	47	785	6.0%	11.2%	10.8%	11.5%
% of FP17s for the same patient ID Re-attending within 3 months - Adults	401	3,733	10.7%	14.6%	15.2%	15.4%
% of FP17s for the same patient ID Re-attending between 3 & 9 months - Children	438	785	55.8%	59.3%	62.2%	59.7%
% of FP17s for the same patient ID Re-attending between 3 & 9 months - Adults	2,149	3,733	57.6%	49.7%	52.9%	51.7%
% of FP17s for Band 1 Urgent Courses	705	4,194	16.8%	10.0%	9.7%	9.2%
% of FP17s Relating to Free Repair or Replacements	23	4,194	0.5%	0.6%	0.6%	0.7%
% of FP17s Relating to Continuations	6	4,194	0.1%	0.5%	0.7%	0.8%
% of Patients satisfied with the dentistry they have received	1	1	N/A	91.6%	93.6%	93.5%
% of Patients satisfied with the time they had to wait for an appointment	1	1	N/A	83.7%	86.3%	87.4%

* This is based on patients treated on this contract for their most recent course of treatment. Figures in italics indicate the base number of FP17s or Patient Questionnaire responses are less than 100. N/A is shown where the base number of responses is less than 10 during the period. % is calculated as Quantity/Base number*100

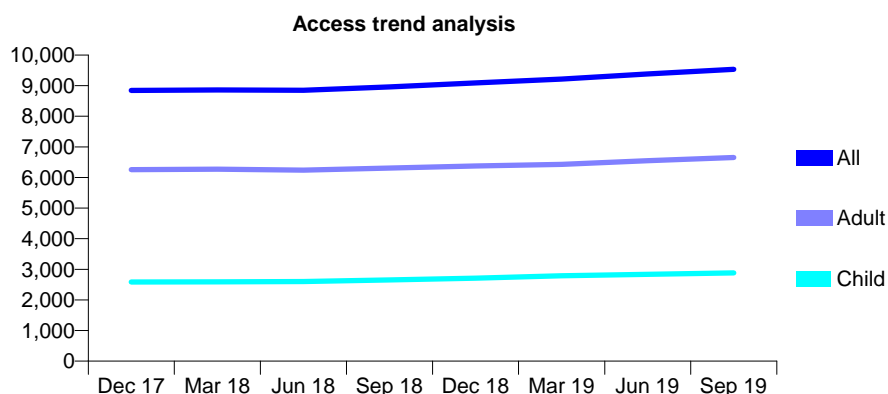
Q69 - Vital Signs At a Glance Contract Report for 128163/0004 - September 2019

Name or company name	Aspire Dental Care Limited
Contract type name	PDS Plus Contract
Purpose of contract	General
Contract start date	10/12/2012
Contract end date	31/08/2020

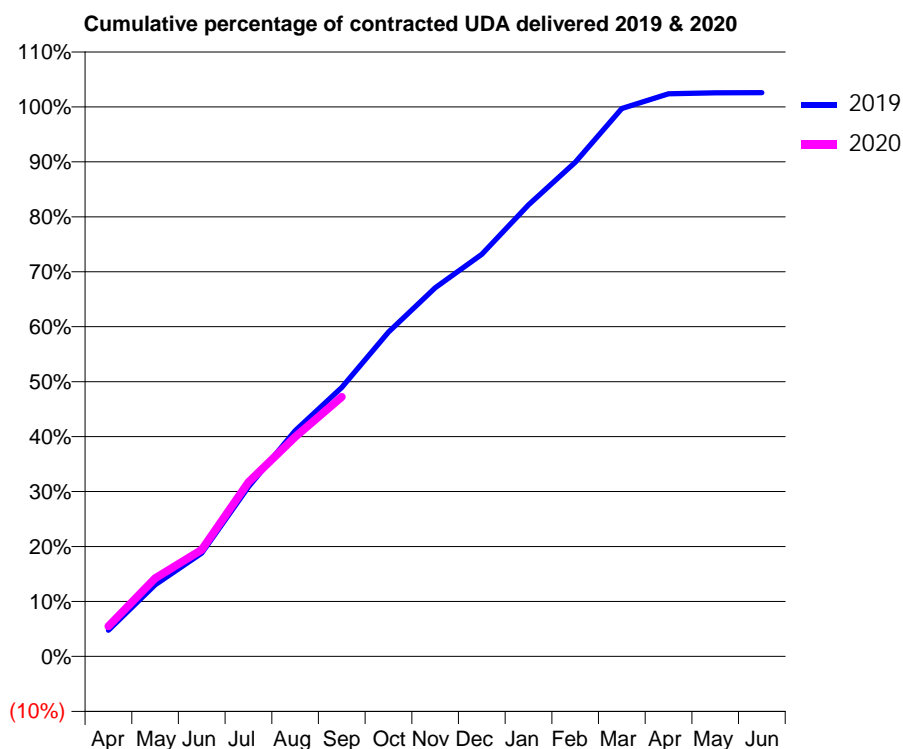
19/20 Contracted general activity (UDA)	24,000
Carry forward general activity (UDA)	0
19/20 Contracted orthodontic activity (UOA)	0
Carry forward orthodontic activity (UOA)	0
Baseline contract value	£339,693.39

ACCESS*

Patients seen in 24 months	Total	Change since previous quarter
Quarter ending September 2018	8,959	
Quarter ending December 2018	9,090	→
Quarter ending March 2019	9,220	→
Quarter ending June 2019	9,384	→
Quarter ending September 2019	9,536	→
Variance since September 2018	6.4%	↑



ACTIVITY



Month	2019	2020
April	1,147	1,319
May	3,133	3,418
June	4,510	4,654
July	7,403	7,611
August	9,857	9,592
September	11,742	11,334
October	14,159	
November	16,103	
December	17,565	
January	19,721	
February	21,582	
March	23,927	
April	24,572	
May	24,615	
June	24,622	

QUALITY

	Quantity	Base Number	Contract	AT	Region	England
% of FP17s for the same patient ID Re-attending within 3 months - Children	187	1,989	9.4%	11.2%	10.8%	11.5%
% of FP17s for the same patient ID Re-attending within 3 months - Adults	751	3,850	19.5%	14.6%	15.2%	15.4%
% of FP17s for the same patient ID Re-attending between 3 & 9 months - Children	1,015	1,989	51.0%	59.3%	62.2%	59.7%
% of FP17s for the same patient ID Re-attending between 3 & 9 months - Adults	1,481	3,850	38.5%	49.7%	52.9%	51.7%
% of FP17s for Band 1 Urgent Courses	1,045	5,499	19.0%	10.0%	9.7%	9.2%
% of FP17s Relating to Free Repair or Replacements	26	5,499	0.5%	0.6%	0.6%	0.7%
% of FP17s Relating to Continuations	23	5,499	0.4%	0.5%	0.7%	0.8%
% of Patients satisfied with the dentistry they have received	4	4	N/A	91.6%	93.6%	93.5%
% of Patients satisfied with the time they had to wait for an appointment	3	4	N/A	83.7%	86.3%	87.4%

* This is based on patients treated on this contract for their most recent course of treatment. Figures in italics indicate the base number of FP17s or Patient Questionnaire responses are less than 100. N/A is shown where the base number of responses is less than 10 during the period. % is calculated as Quantity/Base number*100

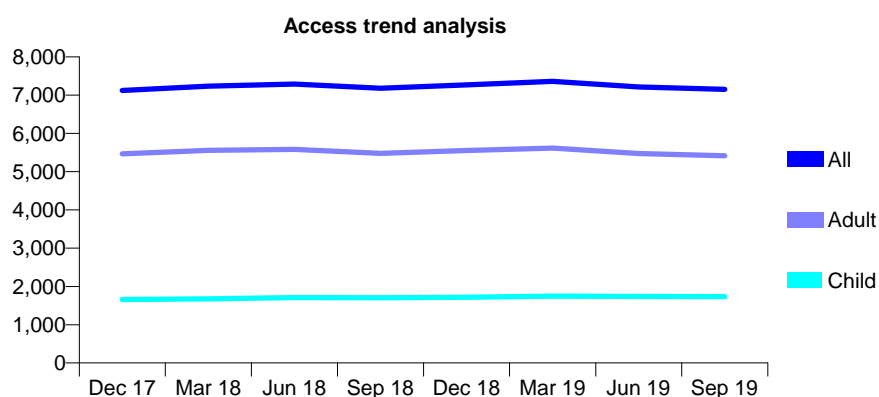
Q69 - Vital Signs At a Glance Contract Report for 128244/0001 - September 2019

Name or company name	The Dental Surgery Burnham Ltd
Contract type name	GDS Contract
Purpose of contract	General
Contract start date	01/04/2008
Contract end date	

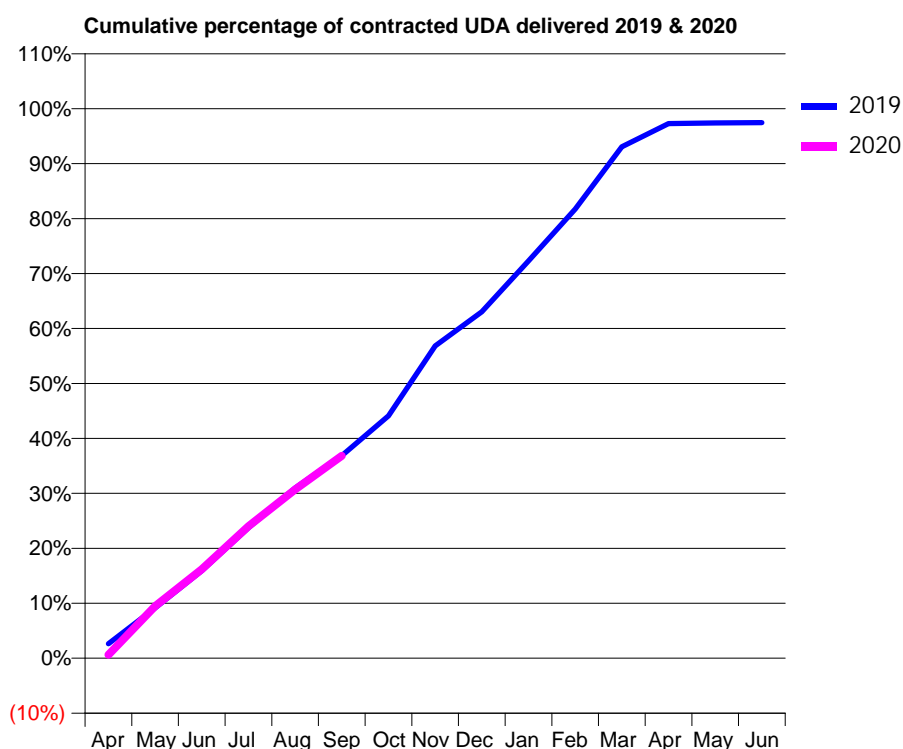
19/20 Contracted general activity (UDA)	18,494
Carry forward general activity (UDA)	498
19/20 Contracted orthodontic activity (UOA)	0
Carry forward orthodontic activity (UOA)	0
Baseline contract value	£456,997.64

ACCESS*

Patients seen in 24 months	Total	Change since previous quarter
Quarter ending September 2018	7,180	
Quarter ending December 2018	7,268	→
Quarter ending March 2019	7,362	→
Quarter ending June 2019	7,214	↓
Quarter ending September 2019	7,150	→
Variance since September 2018	(0.4%)	→



ACTIVITY



Month	2019	2020
April	513	119
May	1,780	1,751
June	3,088	2,993
July	4,609	4,440
August	6,013	5,678
September	7,157	6,809
October	8,566	
November	11,033	
December	12,238	
January	14,041	
February	15,873	
March	18,068	
April	18,890	
May	18,911	
June	18,921	

QUALITY

	Quantity	Base Number	Contract	AT	Region	England
% of FP17s for the same patient ID Re-attending within 3 months - Children	92	1,262	7.3%	11.2%	10.8%	11.5%
% of FP17s for the same patient ID Re-attending within 3 months - Adults	520	3,095	16.8%	14.6%	15.2%	15.4%
% of FP17s for the same patient ID Re-attending between 3 & 9 months - Children	802	1,262	63.5%	59.3%	62.2%	59.7%
% of FP17s for the same patient ID Re-attending between 3 & 9 months - Adults	1,508	3,095	48.7%	49.7%	52.9%	51.7%
% of FP17s for Band 1 Urgent Courses	419	3,939	10.6%	10.0%	9.7%	9.2%
% of FP17s Relating to Free Repair or Replacements	55	3,939	1.4%	0.6%	0.6%	0.7%
% of FP17s Relating to Continuations	36	3,939	0.9%	0.5%	0.7%	0.8%
% of Patients satisfied with the dentistry they have received	4	4	N/A	91.6%	93.6%	93.5%
% of Patients satisfied with the time they had to wait for an appointment	4	4	N/A	83.7%	86.3%	87.4%

* This is based on patients treated on this contract for their most recent course of treatment.

Figures in italics indicate the base number of FP17s or Patient Questionnaire responses are less than 100. N/A is shown where the base number of responses is less than 10 during the period. % is calculated as Quantity/Base number*100

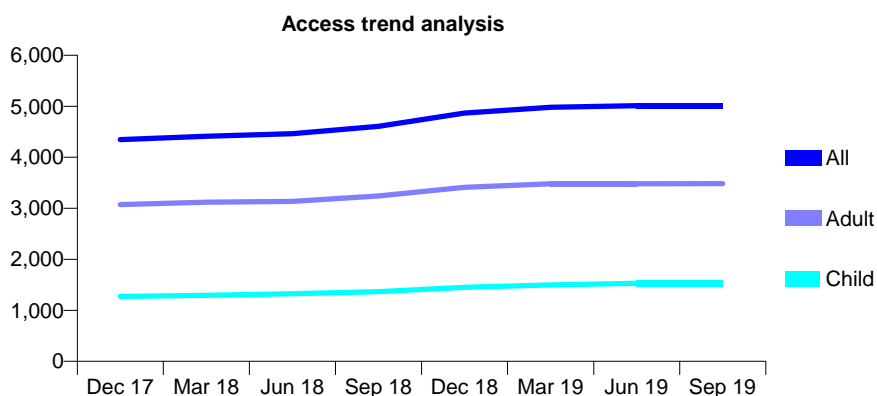
Q69 - Vital Signs At a Glance Contract Report for 129038/0001 - September 2019

Name or company name	Oxfordshire Therapy Limited
Contract type name	GDS Contract
Purpose of contract	General
Contract start date	01/04/2014
Contract end date	

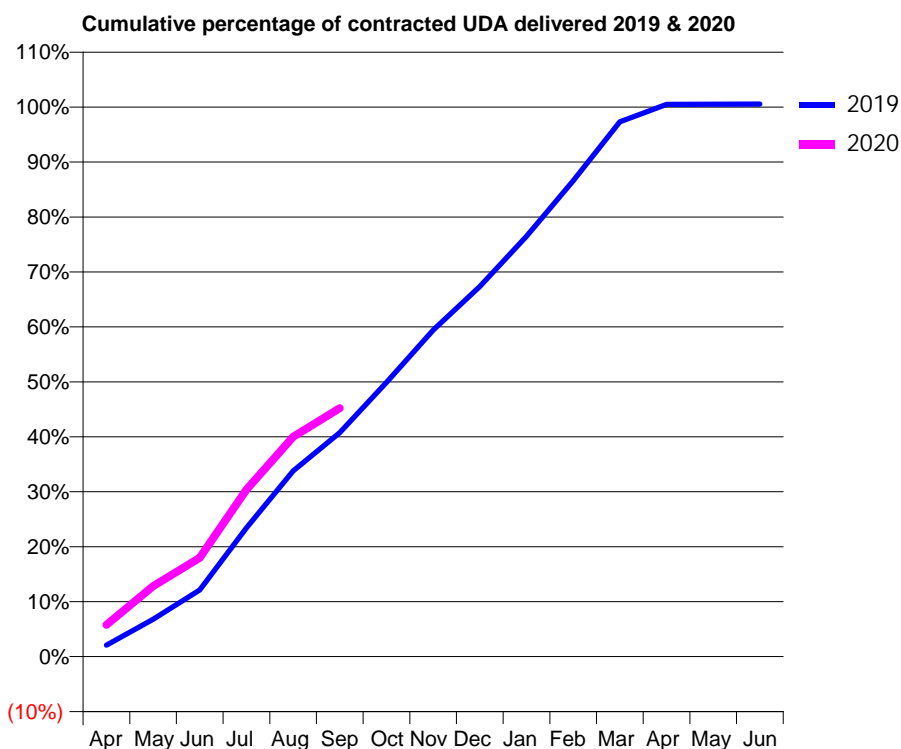
19/20 Contracted general activity (UDA)	12,500
Carry forward general activity (UDA)	-67
19/20 Contracted orthodontic activity (UOA)	0
Carry forward orthodontic activity (UOA)	0
Baseline contract value	£311,411.73

ACCESS*

Patients seen in 24 months	Total	Change since previous quarter
Quarter ending September 2018	4,608	
Quarter ending December 2018	4,866	↑
Quarter ending March 2019	4,979	↑
Quarter ending June 2019	5,012	→
Quarter ending September 2019	5,013	→
Variance since September 2018	8.8%	↑



ACTIVITY



Month	Adjusted Scheduled Activity (UDA)	
	2019	2020
April	260	724
May	850	1,602
June	1,519	2,250
July	2,930	3,799
August	4,225	5,001
September	5,094	5,654
October	6,238	
November	7,427	
December	8,418	
January	9,564	
February	10,823	
March	12,166	
April	12,561	
May	12,565	
June	12,568	

QUALITY

	Quantity	Base Number	Contract	AT	Region	England
% of FP17s for the same patient ID Re-attending within 3 months - Children	98	1,225	8.0%	11.2%	10.8%	11.5%
% of FP17s for the same patient ID Re-attending within 3 months - Adults	359	2,341	15.3%	14.6%	15.2%	15.4%
% of FP17s for the same patient ID Re-attending between 3 & 9 months - Children	801	1,225	65.4%	59.3%	62.2%	59.7%
% of FP17s for the same patient ID Re-attending between 3 & 9 months - Adults	1,434	2,341	61.3%	49.7%	52.9%	51.7%
% of FP17s for Band 1 Urgent Courses	333	3,370	9.9%	10.0%	9.7%	9.2%
% of FP17s Relating to Free Repair or Replacements	10	3,370	0.3%	0.6%	0.6%	0.7%
% of FP17s Relating to Continuations	22	3,370	0.7%	0.5%	0.7%	0.8%
% of Patients satisfied with the dentistry they have received	2	2	N/A	91.6%	93.6%	93.5%
% of Patients satisfied with the time they had to wait for an appointment	1	2	N/A	83.7%	86.3%	87.4%

* This is based on patients treated on this contract for their most recent course of treatment. Figures in italics indicate the base number of FP17s or Patient Questionnaire responses are less than 100. N/A is shown where the base number of responses is less than 10 during the period. % is calculated as Quantity/Base number*100

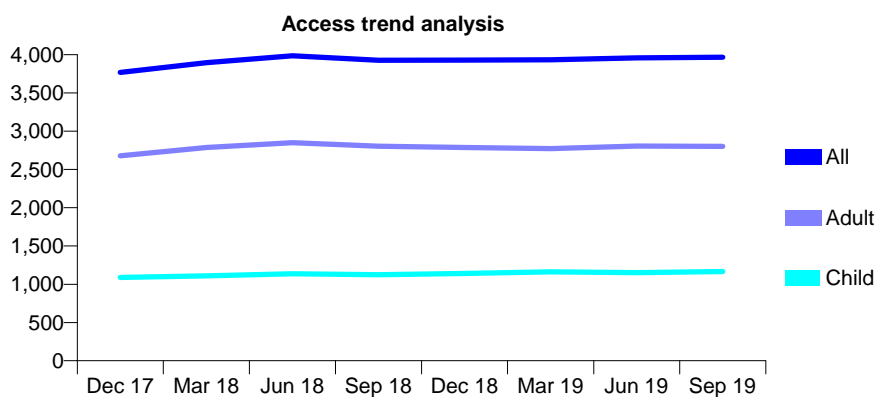
Q69 - Vital Signs At a Glance Contract Report for 129917/0001 - September 2019

Name or company name	Ash Tree House Dental
Contract type name	GDS Contract
Purpose of contract	General
Contract start date	21/08/2012
Contract end date	

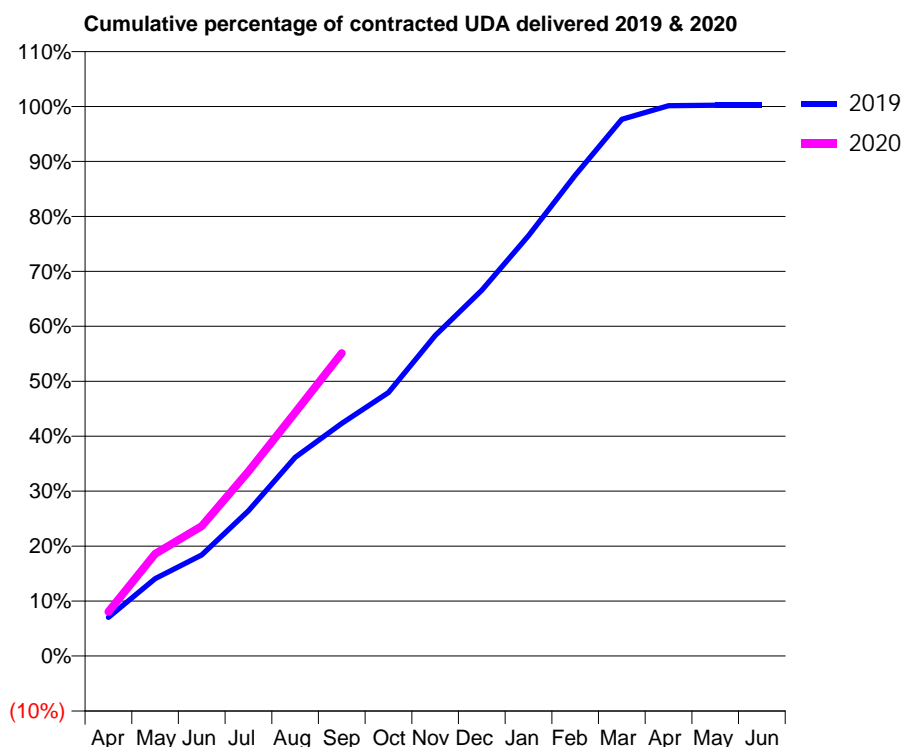
19/20 Contracted general activity (UDA)	5,800
Carry forward general activity (UDA)	-14
19/20 Contracted orthodontic activity (UOA)	0
Carry forward orthodontic activity (UOA)	0
Baseline contract value	£130,724.43

ACCESS*

Patients seen in 24 months	Total	Change since previous quarter
Quarter ending September 2018	3,927	
Quarter ending December 2018	3,929	→
Quarter ending March 2019	3,933	→
Quarter ending June 2019	3,957	→
Quarter ending September 2019	3,966	→
Variance since September 2018	1.0%	→



ACTIVITY



Month	Adjusted Scheduled Activity (UDA)	
	2019	2020
April	448	466
May	899	1,079
June	1,174	1,372
July	1,687	1,949
August	2,307	2,571
September	2,701	3,197
October	3,061	
November	3,722	
December	4,247	
January	4,879	
February	5,582	
March	6,232	
April	6,389	
May	6,395	
June	6,395	

QUALITY

	Quantity	Base Number	Contract	AT	Region	England
% of FP17s for the same patient ID Re-attending within 3 months - Children	74	978	7.6%	11.2%	10.8%	11.5%
% of FP17s for the same patient ID Re-attending within 3 months - Adults	236	1,667	14.2%	14.6%	15.2%	15.4%
% of FP17s for the same patient ID Re-attending between 3 & 9 months - Children	641	978	65.5%	59.3%	62.2%	59.7%
% of FP17s for the same patient ID Re-attending between 3 & 9 months - Adults	831	1,667	49.9%	49.7%	52.9%	51.7%
% of FP17s for Band 1 Urgent Courses	191	1,977	9.7%	10.0%	9.7%	9.2%
% of FP17s Relating to Free Repair or Replacements	12	1,977	0.6%	0.6%	0.6%	0.7%
% of FP17s Relating to Continuations	10	1,977	0.5%	0.5%	0.7%	0.8%
% of Patients satisfied with the dentistry they have received	1	1	N/A	91.6%	93.6%	93.5%
% of Patients satisfied with the time they had to wait for an appointment	1	1	N/A	83.7%	86.3%	87.4%

* This is based on patients treated on this contract for their most recent course of treatment. Figures in italics indicate the base number of FP17s or Patient Questionnaire responses are less than 100. N/A is shown where the base number of responses is less than 10 during the period. % is calculated as Quantity/Base number*100

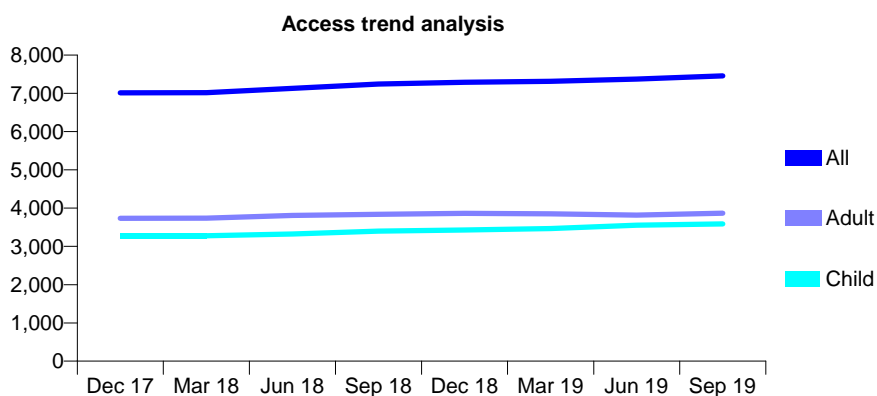
Q69 - Vital Signs At a Glance Contract Report for 130230/0001 - September 2019

Name or company name	WEXHAM ROAD DENTAL SURGERY LTD
Contract type name	GDS Contract
Purpose of contract	General
Contract start date	04/04/2008
Contract end date	

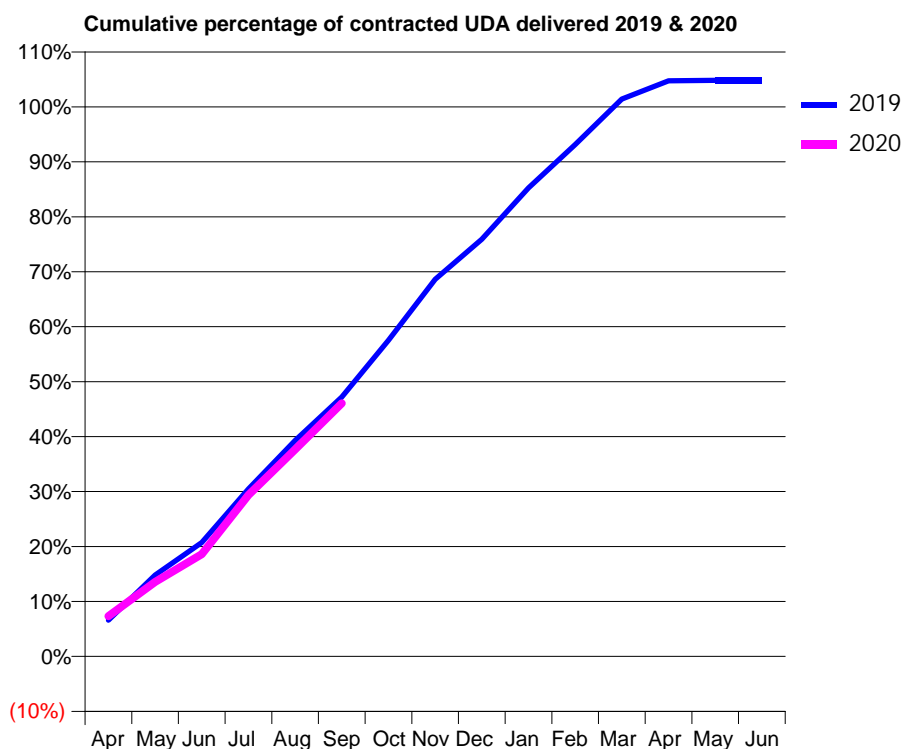
19/20 Contracted general activity (UDA)	16,630
Carry forward general activity (UDA)	-352
19/20 Contracted orthodontic activity (UOA)	0
Carry forward orthodontic activity (UOA)	0
Baseline contract value	£553,410.29

ACCESS*

Patients seen in 24 months	Total	Change since previous quarter
Quarter ending September 2018	7,241	
Quarter ending December 2018	7,291	→
Quarter ending March 2019	7,316	→
Quarter ending June 2019	7,372	→
Quarter ending September 2019	7,454	→
Variance since September 2018	2.9%	↑



ACTIVITY



Month	2019	2020
April	1,162	1,215
May	2,611	2,255
June	3,652	3,092
July	5,376	4,886
August	6,929	6,263
September	8,317	7,658
October	10,141	
November	12,102	
December	13,380	
January	15,033	
February	16,422	
March	17,882	
April	18,461	
May	18,479	
June	18,479	

QUALITY

	Quantity	Base Number	Contract	AT	Region	England
% of FP17s for the same patient ID Re-attending within 3 months - Children	250	2,412	10.4%	11.2%	10.8%	11.5%
% of FP17s for the same patient ID Re-attending within 3 months - Adults	352	1,908	18.4%	14.6%	15.2%	15.4%
% of FP17s for the same patient ID Re-attending between 3 & 9 months - Children	1,006	2,412	41.7%	59.3%	62.2%	59.7%
% of FP17s for the same patient ID Re-attending between 3 & 9 months - Adults	612	1,908	32.1%	49.7%	52.9%	51.7%
% of FP17s for Band 1 Urgent Courses	544	3,560	15.3%	10.0%	9.7%	9.2%
% of FP17s Relating to Free Repair or Replacements	7	3,560	0.2%	0.6%	0.6%	0.7%
% of FP17s Relating to Continuations	25	3,560	0.7%	0.5%	0.7%	0.8%
% of Patients satisfied with the dentistry they have received	1	1	N/A	91.6%	93.6%	93.5%
% of Patients satisfied with the time they had to wait for an appointment	1	1	N/A	83.7%	86.3%	87.4%

* This is based on patients treated on this contract for their most recent course of treatment. Figures in italics indicate the base number of FP17s or Patient Questionnaire responses are less than 100. N/A is shown where the base number of responses is less than 10 during the period. % is calculated as Quantity/Base number*100

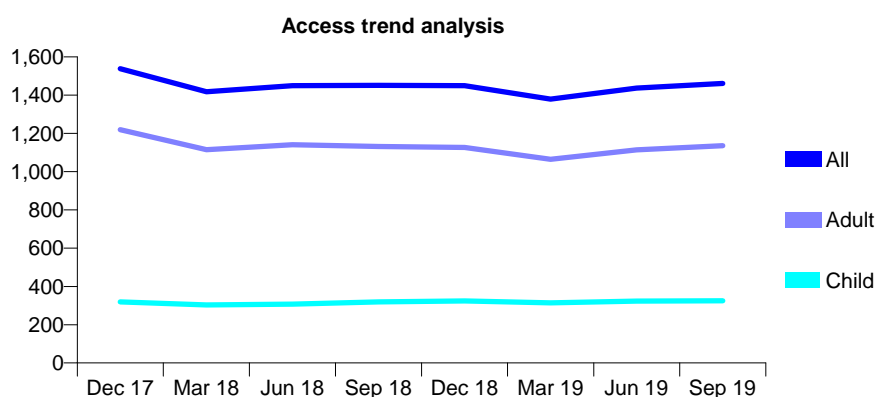
Q69 - Vital Signs At a Glance Contract Report for 131539/0001 - September 2019

Name or company name	Eurodental Limited
Contract type name	GDS Contract
Purpose of contract	General
Contract start date	01/01/2009
Contract end date	

19/20 Contracted general activity (UDA)	8,541
Carry forward general activity (UDA)	0
19/20 Contracted orthodontic activity (UOA)	0
Carry forward orthodontic activity (UOA)	0
Baseline contract value	£209,068.68

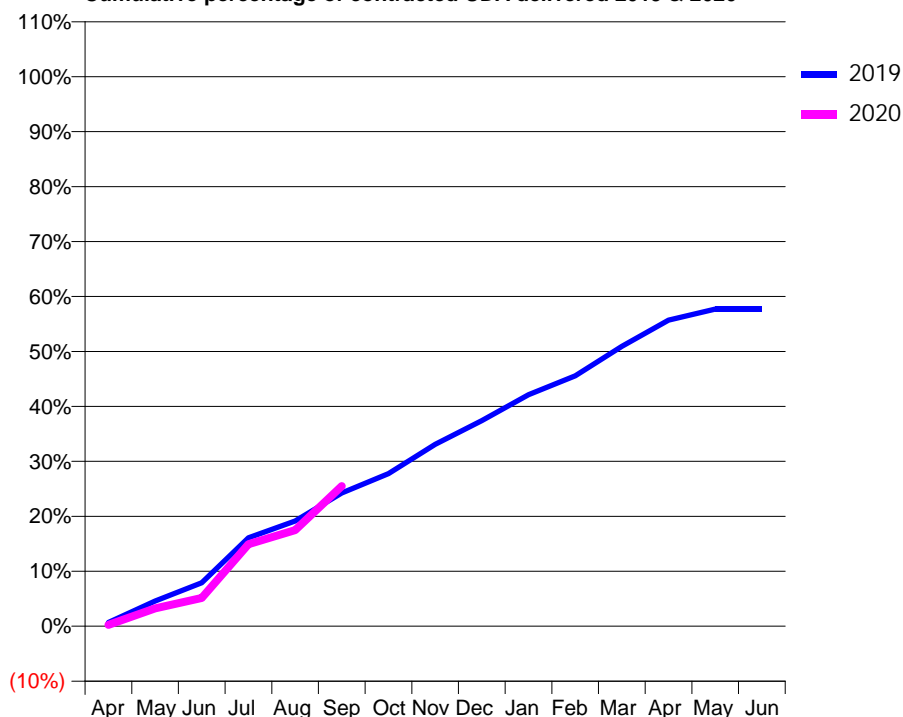
ACCESS*

Patients seen in 24 months	Total	Change since previous quarter
Quarter ending September 2018	1,451	
Quarter ending December 2018	1,450	→
Quarter ending March 2019	1,379	↓
Quarter ending June 2019	1,437	↑
Quarter ending September 2019	1,461	→
Variance since September 2018	0.7%	→



ACTIVITY

Cumulative percentage of contracted UDA delivered 2019 & 2020



Adjusted Scheduled Activity (UDA)

Month	2019	2020
April	59	22
May	392	277
June	676	440
July	1,376	1,276
August	1,636	1,494
September	2,072	2,177
October	2,372	
November	2,825	
December	3,195	
January	3,599	
February	3,892	
March	4,350	
April	4,758	
May	4,927	
June	4,927	

QUALITY

	Quantity	Base Number	Contract	AT	Region	England
% of FP17s for the same patient ID Re-attending within 3 months - Children	39	251	15.5%	11.2%	10.8%	11.5%
% of FP17s for the same patient ID Re-attending within 3 months - Adults	152	766	19.8%	14.6%	15.2%	15.4%
% of FP17s for the same patient ID Re-attending between 3 & 9 months - Children	116	251	46.2%	59.3%	62.2%	59.7%
% of FP17s for the same patient ID Re-attending between 3 & 9 months - Adults	258	766	33.7%	49.7%	52.9%	51.7%
% of FP17s for Band 1 Urgent Courses	148	792	18.7%	10.0%	9.7%	9.2%
% of FP17s Relating to Free Repair or Replacements	4	792	0.5%	0.6%	0.6%	0.7%
% of FP17s Relating to Continuations	20	792	2.5%	0.5%	0.7%	0.8%
% of Patients satisfied with the dentistry they have received	0	0	N/A	91.6%	93.6%	93.5%
% of Patients satisfied with the time they had to wait for an appointment	0	0	N/A	83.7%	86.3%	87.4%

* This is based on patients treated on this contract for their most recent course of treatment.

Figures in italics indicate the base number of FP17s or Patient Questionnaire responses are less than 100. N/A is shown where the base number of responses is less than 10 during the period. % is calculated as Quantity/Base number*100

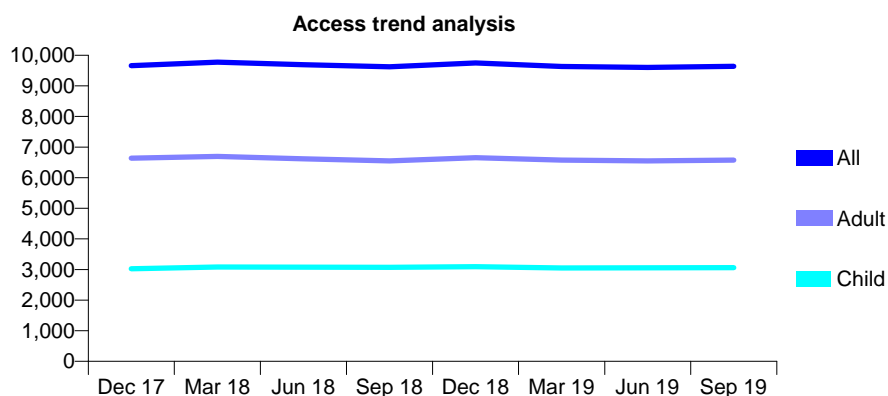
Q69 - Vital Signs At a Glance Contract Report for 133752/0001 - September 2019

Name or company name	Rodericks Dental Limited
Contract type name	GDS Contract
Purpose of contract	General
Contract start date	05/02/2010
Contract end date	

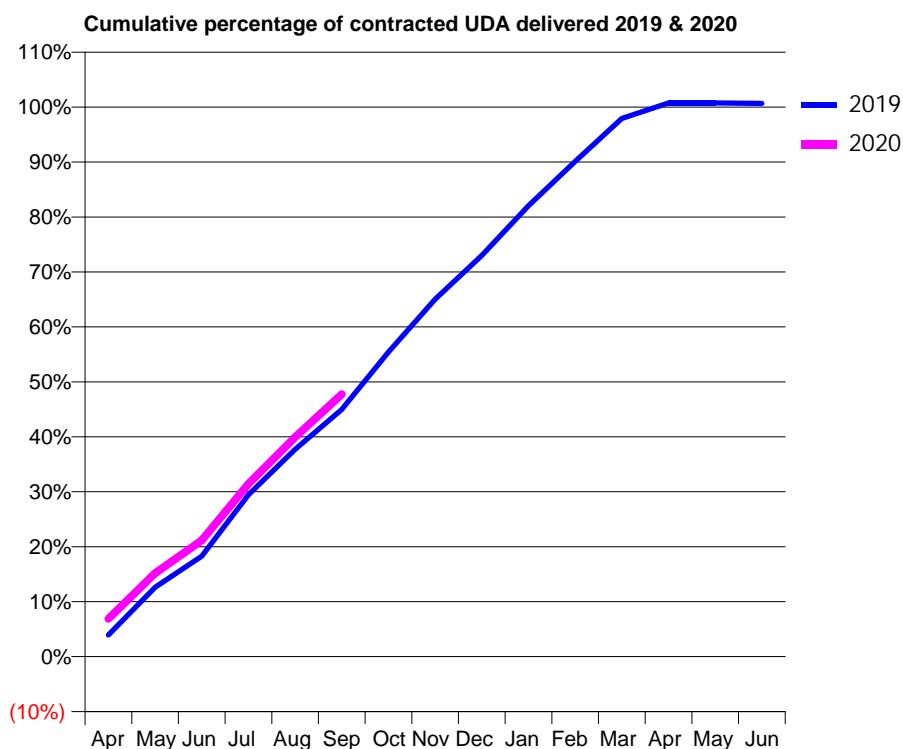
19/20 Contracted general activity (UDA)	23,809
Carry forward general activity (UDA)	-160
19/20 Contracted orthodontic activity (UOA)	0
Carry forward orthodontic activity (UOA)	0
Baseline contract value	£600,759.82

ACCESS*

Patients seen in 24 months	Total	Change since previous quarter
Quarter ending September 2018	9,621	
Quarter ending December 2018	9,748	→
Quarter ending March 2019	9,631	↓
Quarter ending June 2019	9,603	→
Quarter ending September 2019	9,640	→
Variance since September 2018	0.2%	→



ACTIVITY



Month	Adjusted Scheduled Activity (UDA)	
	2019	2020
April	940	1,638
May	3,007	3,613
June	4,351	5,038
July	7,017	7,486
August	8,983	9,507
September	10,709	11,366
October	13,198	
November	15,490	
December	17,374	
January	19,540	
February	21,458	
March	23,319	
April	23,989	
May	23,987	
June	23,970	

QUALITY

	Quantity	Base Number	Contract	AT	Region	England
% of FP17s for the same patient ID Re-attending within 3 months - Children	224	2,513	8.9%	11.2%	10.8%	11.5%
% of FP17s for the same patient ID Re-attending within 3 months - Adults	739	4,348	17.0%	14.6%	15.2%	15.4%
% of FP17s for the same patient ID Re-attending between 3 & 9 months - Children	1,587	2,513	63.2%	59.3%	62.2%	59.7%
% of FP17s for the same patient ID Re-attending between 3 & 9 months - Adults	2,187	4,348	50.3%	49.7%	52.9%	51.7%
% of FP17s for Band 1 Urgent Courses	706	6,512	10.8%	10.0%	9.7%	9.2%
% of FP17s Relating to Free Repair or Replacements	67	6,512	1.0%	0.6%	0.6%	0.7%
% of FP17s Relating to Continuations	4	6,512	0.1%	0.5%	0.7%	0.8%
% of Patients satisfied with the dentistry they have received	7	7	N/A	91.6%	93.6%	93.5%
% of Patients satisfied with the time they had to wait for an appointment	5	7	N/A	83.7%	86.3%	87.4%

* This is based on patients treated on this contract for their most recent course of treatment. Figures in italics indicate the base number of FP17s or Patient Questionnaire responses are less than 100. N/A is shown where the base number of responses is less than 10 during the period. % is calculated as Quantity/Base number*100

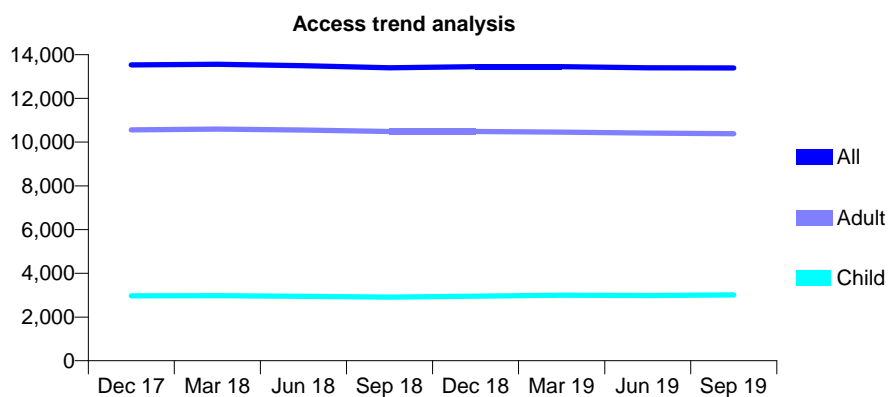
Q69 - Vital Signs At a Glance Contract Report for 134384/0001 - September 2019

Name or company name	Sam Health Ltd
Contract type name	GDS Contract
Purpose of contract	General
Contract start date	01/05/2013
Contract end date	

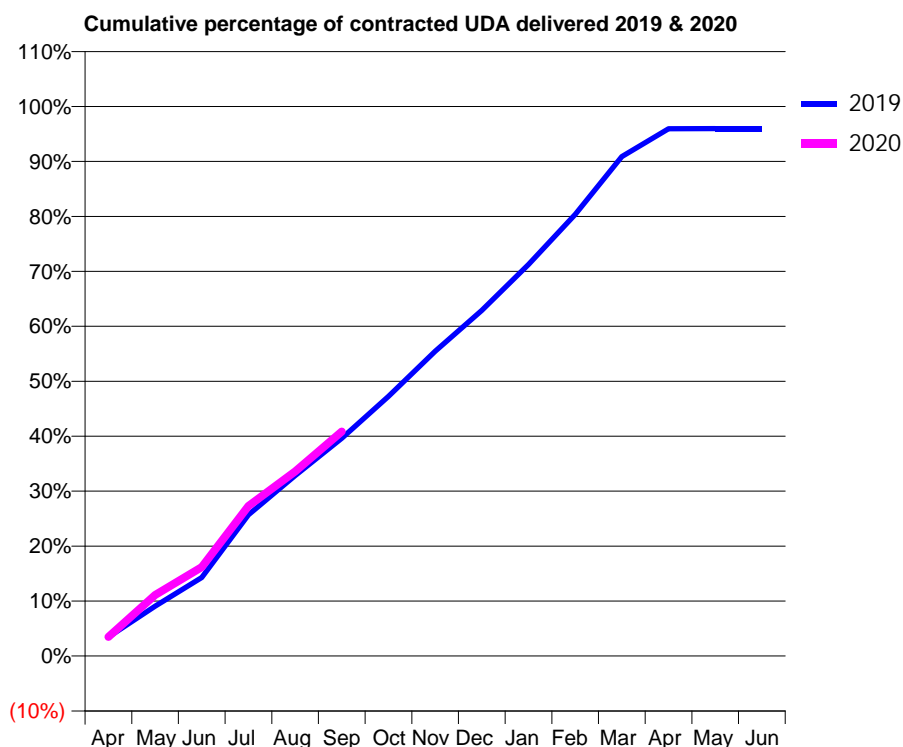
19/20 Contracted general activity (UDA)	40,939
Carry forward general activity (UDA)	0
19/20 Contracted orthodontic activity (UOA)	0
Carry forward orthodontic activity (UOA)	0
Baseline contract value	£1,022,552.05

ACCESS*

Patients seen in 24 months	Total	Change since previous quarter
Quarter ending September 2018	13,401	
Quarter ending December 2018	13,447	→
Quarter ending March 2019	13,455	→
Quarter ending June 2019	13,402	→
Quarter ending September 2019	13,395	→
Variance since September 2018	(0.0%)	→



ACTIVITY



Month	Adjusted Scheduled Activity (UDA)	
	2019	2020
April	1,418	1,422
May	3,711	4,549
June	5,849	6,620
July	10,522	11,180
August	13,448	13,753
September	16,215	16,721
October	19,349	
November	22,702	
December	25,741	
January	29,166	
February	32,899	
March	37,201	
April	39,277	
May	39,283	
June	39,288	

QUALITY

	Quantity	Base Number	Contract	AT	Region	England
% of FP17s for the same patient ID Re-attending within 3 months - Children	169	2,216	7.6%	11.2%	10.8%	11.5%
% of FP17s for the same patient ID Re-attending within 3 months - Adults	1,120	6,684	16.8%	14.6%	15.2%	15.4%
% of FP17s for the same patient ID Re-attending between 3 & 9 months - Children	1,288	2,216	58.1%	59.3%	62.2%	59.7%
% of FP17s for the same patient ID Re-attending between 3 & 9 months - Adults	3,304	6,684	49.4%	49.7%	52.9%	51.7%
% of FP17s for Band 1 Urgent Courses	1,046	8,223	12.7%	10.0%	9.7%	9.2%
% of FP17s Relating to Free Repair or Replacements	89	8,223	1.1%	0.6%	0.6%	0.7%
% of FP17s Relating to Continuations	67	8,223	0.8%	0.5%	0.7%	0.8%
% of Patients satisfied with the dentistry they have received	12	12	100.0%	91.6%	93.6%	93.5%
% of Patients satisfied with the time they had to wait for an appointment	12	12	100.0%	83.7%	86.3%	87.4%

* This is based on patients treated on this contract for their most recent course of treatment. Figures in italics indicate the base number of FP17s or Patient Questionnaire responses are less than 100. N/A is shown where the base number of responses is less than 10 during the period. % is calculated as Quantity/Base number*100

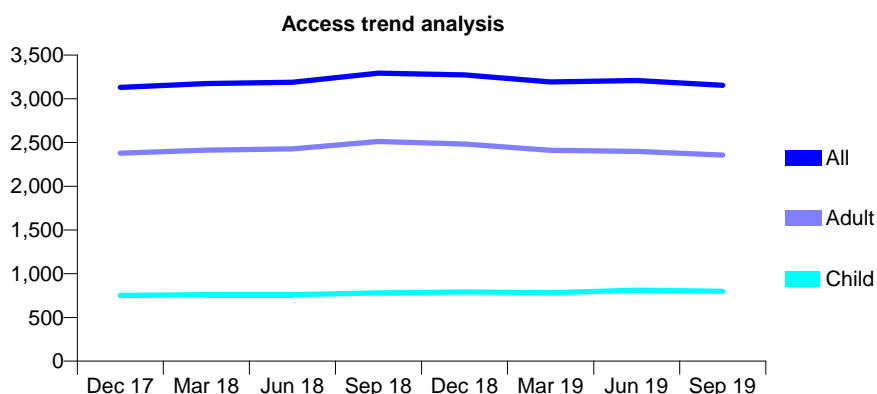
Q69 - Vital Signs At a Glance Contract Report for 136425/0001 - September 2019

Name or company name	Barsar Ltd
Contract type name	GDS Contract
Purpose of contract	General
Contract start date	01/09/2011
Contract end date	

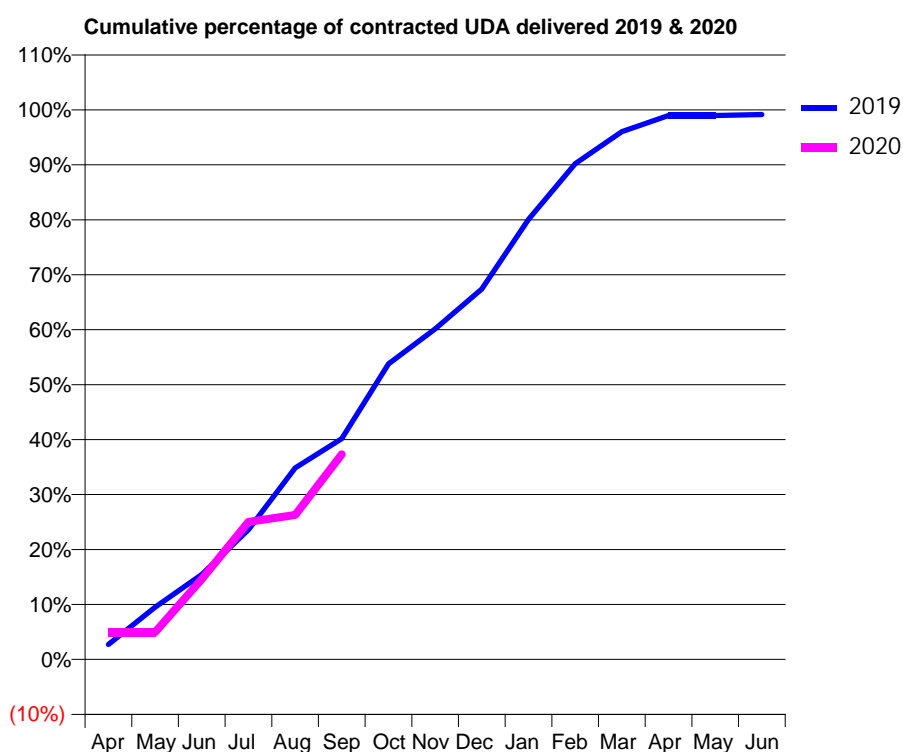
19/20 Contracted general activity (UDA)	7,016
Carry forward general activity (UDA)	59
19/20 Contracted orthodontic activity (UOA)	0
Carry forward orthodontic activity (UOA)	0
Baseline contract value	£151,940.61

ACCESS*

Patients seen in 24 months	Total	Change since previous quarter
Quarter ending September 2018	3,293	
Quarter ending December 2018	3,273	→
Quarter ending March 2019	3,193	↓
Quarter ending June 2019	3,210	→
Quarter ending September 2019	3,154	↓
Variance since September 2018	(4.2%)	↓



ACTIVITY



Month	2019	2020
April	191	347
May	667	347
June	1,084	1,024
July	1,655	1,757
August	2,445	1,844
September	2,818	2,618
October	3,772	
November	4,220	
December	4,729	
January	5,617	
February	6,330	
March	6,738	
April	6,944	
May	6,944	
June	6,957	

QUALITY

	Quantity	Base Number	Contract	AT	Region	England
% of FP17s for the same patient ID Re-attending within 3 months - Children	37	546	6.8%	11.2%	10.8%	11.5%
% of FP17s for the same patient ID Re-attending within 3 months - Adults	234	1,437	16.3%	14.6%	15.2%	15.4%
% of FP17s for the same patient ID Re-attending between 3 & 9 months - Children	272	546	49.8%	59.3%	62.2%	59.7%
% of FP17s for the same patient ID Re-attending between 3 & 9 months - Adults	692	1,437	48.2%	49.7%	52.9%	51.7%
% of FP17s for Band 1 Urgent Courses	155	1,394	11.1%	10.0%	9.7%	9.2%
% of FP17s Relating to Free Repair or Replacements	24	1,394	1.7%	0.6%	0.6%	0.7%
% of FP17s Relating to Continuations	2	1,394	0.1%	0.5%	0.7%	0.8%
% of Patients satisfied with the dentistry they have received	5	5	N/A	91.6%	93.6%	93.5%
% of Patients satisfied with the time they had to wait for an appointment	5	5	N/A	83.7%	86.3%	87.4%

* This is based on patients treated on this contract for their most recent course of treatment. Figures in italics indicate the base number of FP17s or Patient Questionnaire responses are less than 100. N/A is shown where the base number of responses is less than 10 during the period. % is calculated as Quantity/Base number*100

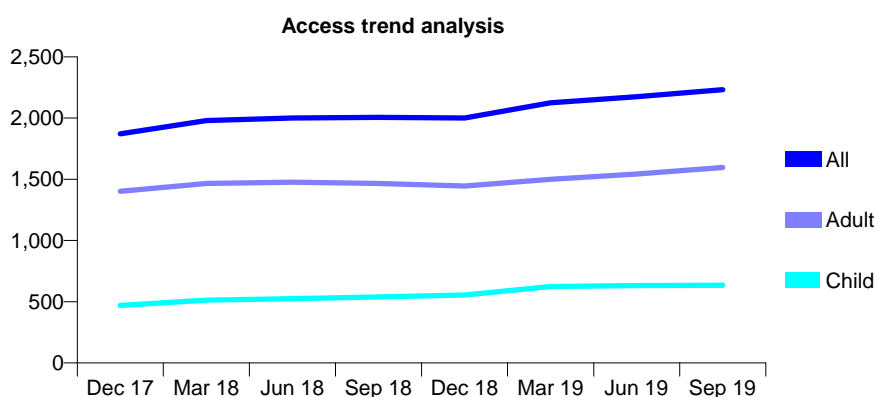
Q69 - Vital Signs At a Glance Contract Report for 136425/0002 - September 2019

Name or company name	Barsar Ltd
Contract type name	GDS Contract
Purpose of contract	General
Contract start date	20/01/2015
Contract end date	

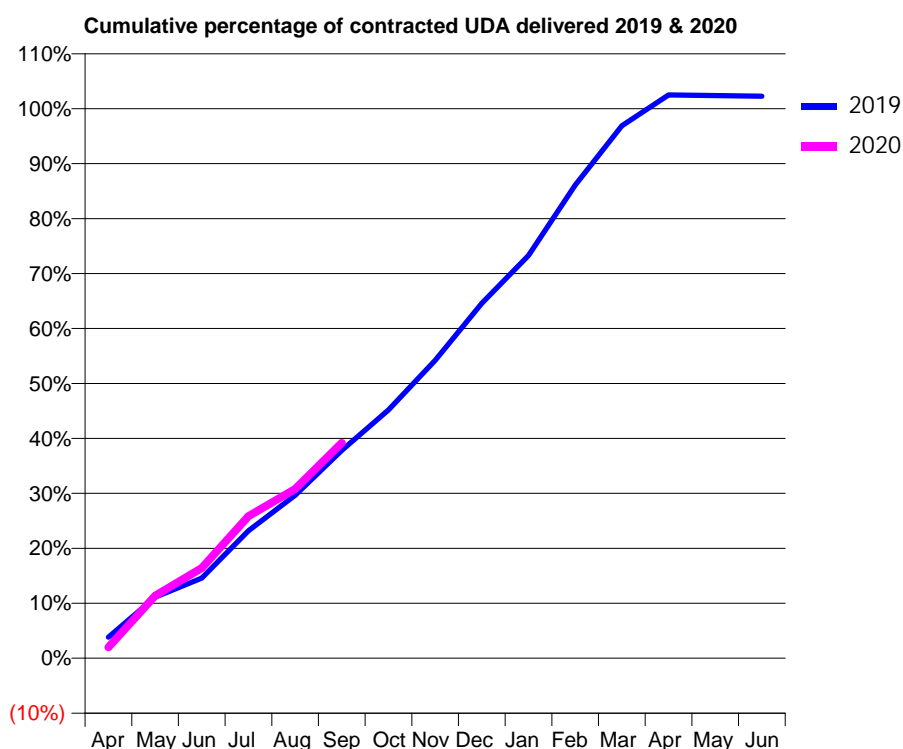
19/20 Contracted general activity (UDA)	4,510
Carry forward general activity (UDA)	-90
19/20 Contracted orthodontic activity (UOA)	0
Carry forward orthodontic activity (UOA)	0
Baseline contract value	£99,090.57

ACCESS*

Patients seen in 24 months	Total	Change since previous quarter
Quarter ending September 2018	2,006	
Quarter ending December 2018	2,000	→
Quarter ending March 2019	2,125	↑
Quarter ending June 2019	2,175	↑
Quarter ending September 2019	2,231	↑
Variance since September 2018	11.2%	↑



ACTIVITY



Month	2019	2020
April	172	90
May	501	513
June	658	741
July	1,047	1,166
August	1,338	1,390
September	1,705	1,767
October	2,038	
November	2,446	
December	2,913	
January	3,305	
February	3,883	
March	4,369	
April	4,623	
May	4,617	
June	4,613	

QUALITY

	Quantity	Base Number	Contract	AT	Region	England
% of FP17s for the same patient ID Re-attending within 3 months - Children	32	445	7.2%	11.2%	10.8%	11.5%
% of FP17s for the same patient ID Re-attending within 3 months - Adults	152	972	15.6%	14.6%	15.2%	15.4%
% of FP17s for the same patient ID Re-attending between 3 & 9 months - Children	276	445	62.0%	59.3%	62.2%	59.7%
% of FP17s for the same patient ID Re-attending between 3 & 9 months - Adults	425	972	43.7%	49.7%	52.9%	51.7%
% of FP17s for Band 1 Urgent Courses	101	888	11.4%	10.0%	9.7%	9.2%
% of FP17s Relating to Free Repair or Replacements	3	888	0.3%	0.6%	0.6%	0.7%
% of FP17s Relating to Continuations	1	888	0.1%	0.5%	0.7%	0.8%
% of Patients satisfied with the dentistry they have received	1	1	N/A	91.6%	93.6%	93.5%
% of Patients satisfied with the time they had to wait for an appointment	1	1	N/A	83.7%	86.3%	87.4%

* This is based on patients treated on this contract for their most recent course of treatment. Figures in italics indicate the base number of FP17s or Patient Questionnaire responses are less than 100. N/A is shown where the base number of responses is less than 10 during the period. % is calculated as Quantity/Base number*100

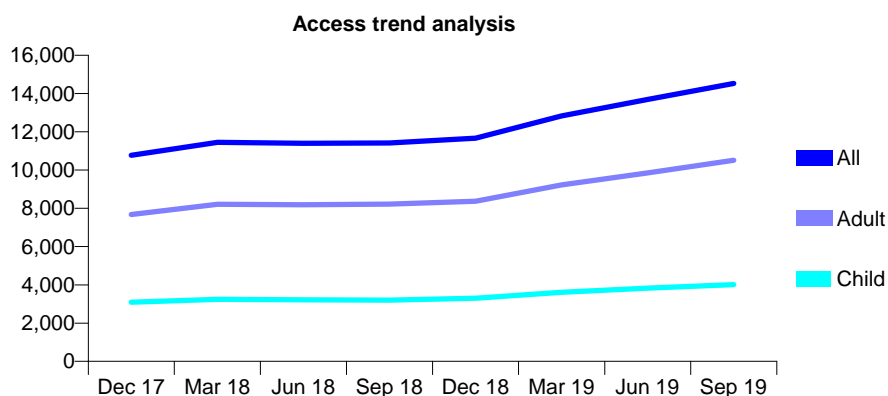
Q69 - Vital Signs At a Glance Contract Report for 137588/0006 - September 2019

Name or company name	Damira Dental Studios Ltd
Contract type name	GDS Contract
Purpose of contract	General
Contract start date	01/04/2015
Contract end date	

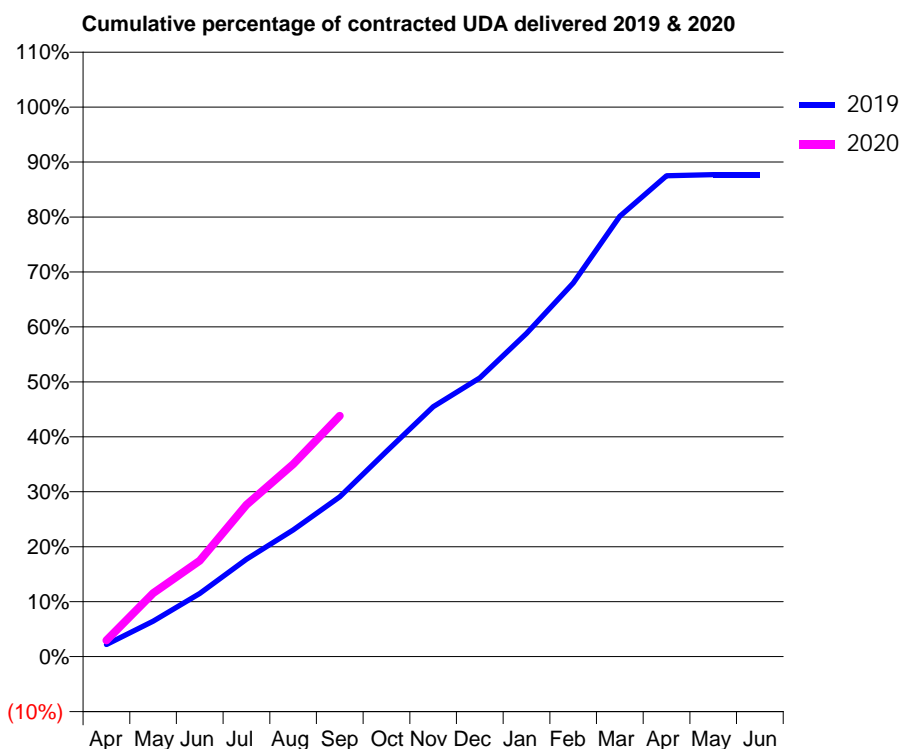
19/20 Contracted general activity (UDA)	48,702
Carry forward general activity (UDA)	0
19/20 Contracted orthodontic activity (UOA)	0
Carry forward orthodontic activity (UOA)	0
Baseline contract value	£1,323,887.06

ACCESS*

Patients seen in 24 months	Total	Change since previous quarter
Quarter ending September 2018	11,415	
Quarter ending December 2018	11,670	↑
Quarter ending March 2019	12,834	↑
Quarter ending June 2019	13,688	↑
Quarter ending September 2019	14,523	↑
Variance since September 2018	27.2%	↑



ACTIVITY



Month	Adjusted Scheduled Activity (UDA)	
	2019	2020
April	1,033	1,432
May	3,037	5,616
June	5,425	8,500
July	8,368	13,456
August	10,888	17,056
September	13,731	21,337
October	17,636	
November	21,458	
December	23,932	
January	27,760	
February	32,093	
March	37,814	
April	41,301	
May	41,392	
June	41,404	

QUALITY

	Quantity	Base Number	Contract	AT	Region	England
% of FP17s for the same patient ID Re-attending within 3 months - Children	270	3,046	8.9%	11.2%	10.8%	11.5%
% of FP17s for the same patient ID Re-attending within 3 months - Adults	1,149	7,241	15.9%	14.6%	15.2%	15.4%
% of FP17s for the same patient ID Re-attending between 3 & 9 months - Children	1,738	3,046	57.1%	59.3%	62.2%	59.7%
% of FP17s for the same patient ID Re-attending between 3 & 9 months - Adults	3,017	7,241	41.7%	49.7%	52.9%	51.7%
% of FP17s for Band 1 Urgent Courses	1,199	9,204	13.0%	10.0%	9.7%	9.2%
% of FP17s Relating to Free Repair or Replacements	32	9,204	0.3%	0.6%	0.6%	0.7%
% of FP17s Relating to Continuations	48	9,204	0.5%	0.5%	0.7%	0.8%
% of Patients satisfied with the dentistry they have received	3	5	N/A	91.6%	93.6%	93.5%
% of Patients satisfied with the time they had to wait for an appointment	3	5	N/A	83.7%	86.3%	87.4%

* This is based on patients treated on this contract for their most recent course of treatment. Figures in italics indicate the base number of FP17s or Patient Questionnaire responses are less than 100. N/A is shown where the base number of responses is less than 10 during the period. % is calculated as Quantity/Base number*100

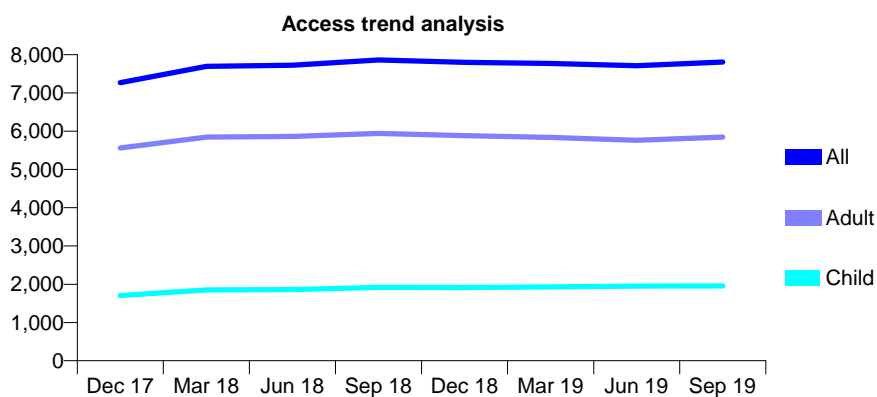
Q69 - Vital Signs At a Glance Contract Report for 137588/0007 - September 2019

Name or company name	Damira Dental Studios Ltd
Contract type name	GDS Contract
Purpose of contract	General
Contract start date	01/04/2015
Contract end date	

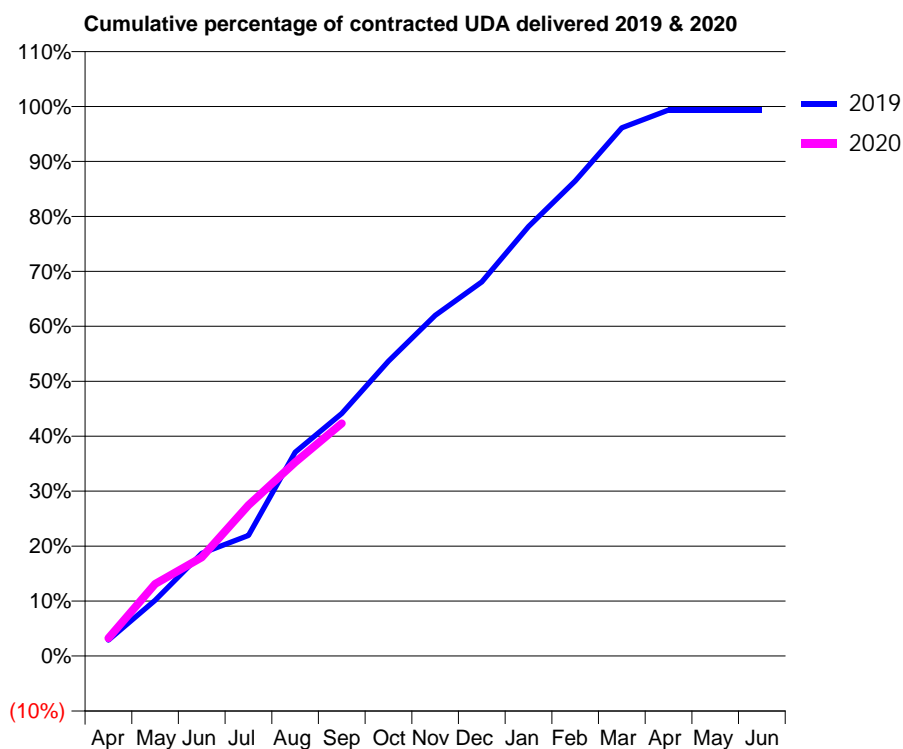
19/20 Contracted general activity (UDA)	22,500
Carry forward general activity (UDA)	149
19/20 Contracted orthodontic activity (UOA)	0
Carry forward orthodontic activity (UOA)	0
Baseline contract value	£562,003.67

ACCESS*

Patients seen in 24 months	Total	Change since previous quarter
Quarter ending September 2018	7,861	
Quarter ending December 2018	7,801	→
Quarter ending March 2019	7,767	→
Quarter ending June 2019	7,712	→
Quarter ending September 2019	7,807	→
Variance since September 2018	(0.7%)	→



ACTIVITY



Month	Adjusted Scheduled Activity (UDA)	
	2019	2020
April	654	728
May	2,286	2,951
June	4,203	4,040
July	4,941	6,176
August	8,343	7,932
September	9,929	9,523
October	12,077	
November	13,949	
December	15,317	
January	17,587	
February	19,450	
March	21,625	
April	22,352	
May	22,351	
June	22,351	

QUALITY

	Quantity	Base Number	Contract	AT	Region	England
% of FP17s for the same patient ID Re-attending within 3 months - Children	169	1,382	12.2%	11.2%	10.8%	11.5%
% of FP17s for the same patient ID Re-attending within 3 months - Adults	782	3,551	22.0%	14.6%	15.2%	15.4%
% of FP17s for the same patient ID Re-attending between 3 & 9 months - Children	693	1,382	50.1%	59.3%	62.2%	59.7%
% of FP17s for the same patient ID Re-attending between 3 & 9 months - Adults	1,280	3,551	36.0%	49.7%	52.9%	51.7%
% of FP17s for Band 1 Urgent Courses	1,186	4,594	25.8%	10.0%	9.7%	9.2%
% of FP17s Relating to Free Repair or Replacements	23	4,594	0.5%	0.6%	0.6%	0.7%
% of FP17s Relating to Continuations	14	4,594	0.3%	0.5%	0.7%	0.8%
% of Patients satisfied with the dentistry they have received	4	5	N/A	91.6%	93.6%	93.5%
% of Patients satisfied with the time they had to wait for an appointment	4	5	N/A	83.7%	86.3%	87.4%

* This is based on patients treated on this contract for their most recent course of treatment. Figures in italics indicate the base number of FP17s or Patient Questionnaire responses are less than 100. N/A is shown where the base number of responses is less than 10 during the period. % is calculated as Quantity/Base number*100

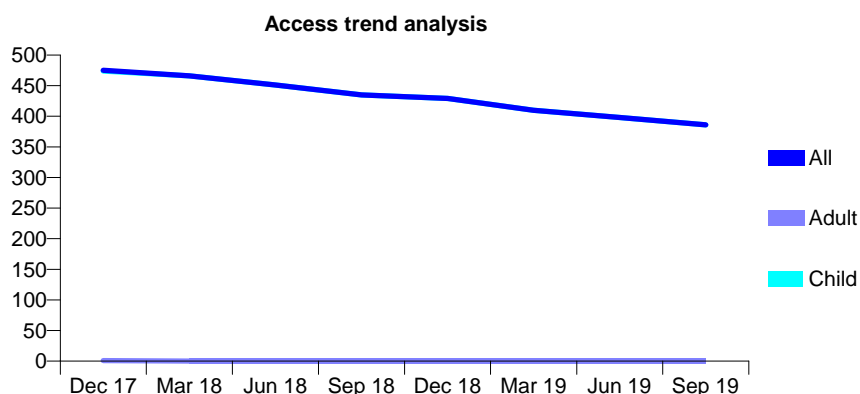
Q69 - Vital Signs At a Glance Contract Report for 138770/0001 - September 2019

Name or company name	Greystone Dental Practice
Contract type name	GDS Contract
Purpose of contract	General
Contract start date	18/03/2014
Contract end date	

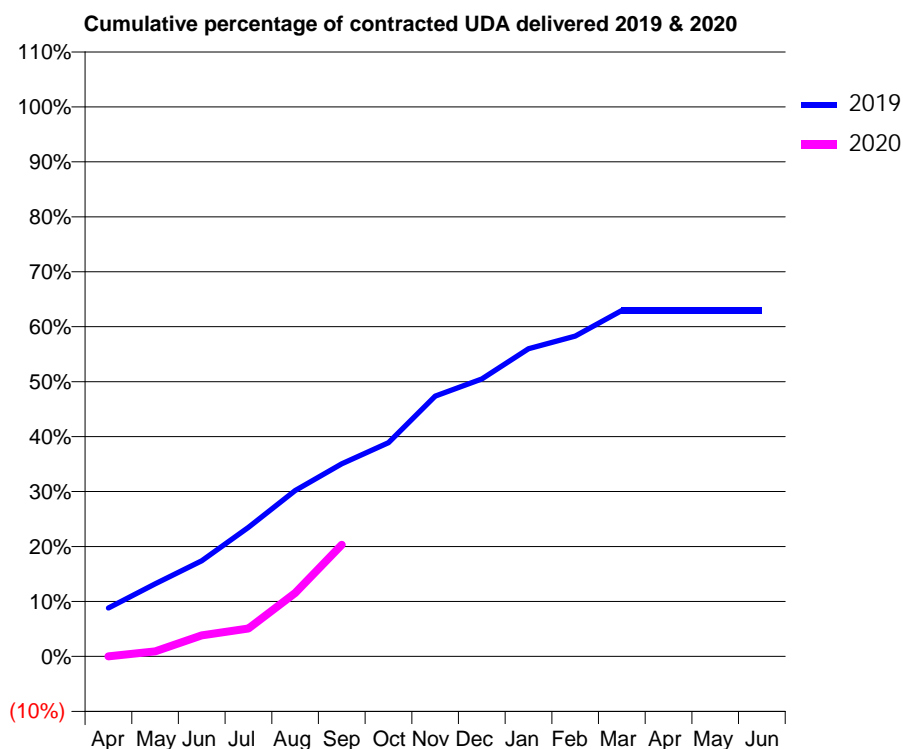
19/20 Contracted general activity (UDA)	963
Carry forward general activity (UDA)	0
19/20 Contracted orthodontic activity (UOA)	0
Carry forward orthodontic activity (UOA)	0
Baseline contract value	£17,639.07

ACCESS*

Patients seen in 24 months	Total	Change since previous quarter
Quarter ending September 2018	435	
Quarter ending December 2018	429	↓
Quarter ending March 2019	410	↓
Quarter ending June 2019	398	↓
Quarter ending September 2019	386	↓
Variance since September 2018	(11.3%)	↓



ACTIVITY



Month	Adjusted Scheduled Activity (UDA)	
	2019	2020
April	85	0
May	127	9
June	168	37
July	226	49
August	291	111
September	338	196
October	375	
November	456	
December	486	
January	539	
February	561	
March	606	
April	606	
May	606	
June	606	

QUALITY

	Quantity	Base Number	Contract	AT	Region	England
% of FP17s for the same patient ID Re-attending within 3 months - Children	5	175	2.9%	11.2%	10.8%	11.5%
% of FP17s for the same patient ID Re-attending within 3 months - Adults	0	0	N/A	14.6%	15.2%	15.4%
% of FP17s for the same patient ID Re-attending between 3 & 9 months - Children	109	175	62.3%	59.3%	62.2%	59.7%
% of FP17s for the same patient ID Re-attending between 3 & 9 months - Adults	0	0	N/A	49.7%	52.9%	51.7%
% of FP17s for Band 1 Urgent Courses	3	167	1.8%	10.0%	9.7%	9.2%
% of FP17s Relating to Free Repair or Replacements	0	167	0.0%	0.6%	0.6%	0.7%
% of FP17s Relating to Continuations	1	167	0.6%	0.5%	0.7%	0.8%
% of Patients satisfied with the dentistry they have received	1	1	N/A	91.6%	93.6%	93.5%
% of Patients satisfied with the time they had to wait for an appointment	1	1	N/A	83.7%	86.3%	87.4%

* This is based on patients treated on this contract for their most recent course of treatment. Figures in italics indicate the base number of FP17s or Patient Questionnaire responses are less than 100. N/A is shown where the base number of responses is less than 10 during the period. % is calculated as Quantity/Base number*100

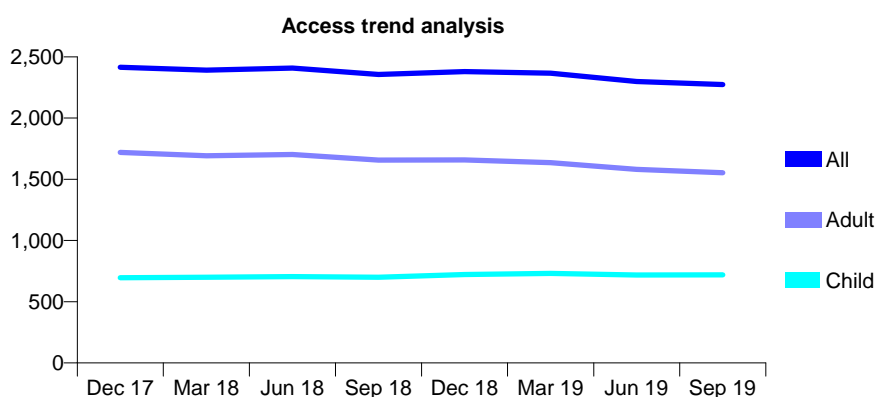
Q69 - Vital Signs At a Glance Contract Report for 139610/0002 - September 2019

Name or company name	OPTIMA CARE (MAIDENHEAD) Ltd
Contract type name	GDS Contract
Purpose of contract	General
Contract start date	24/09/2012
Contract end date	

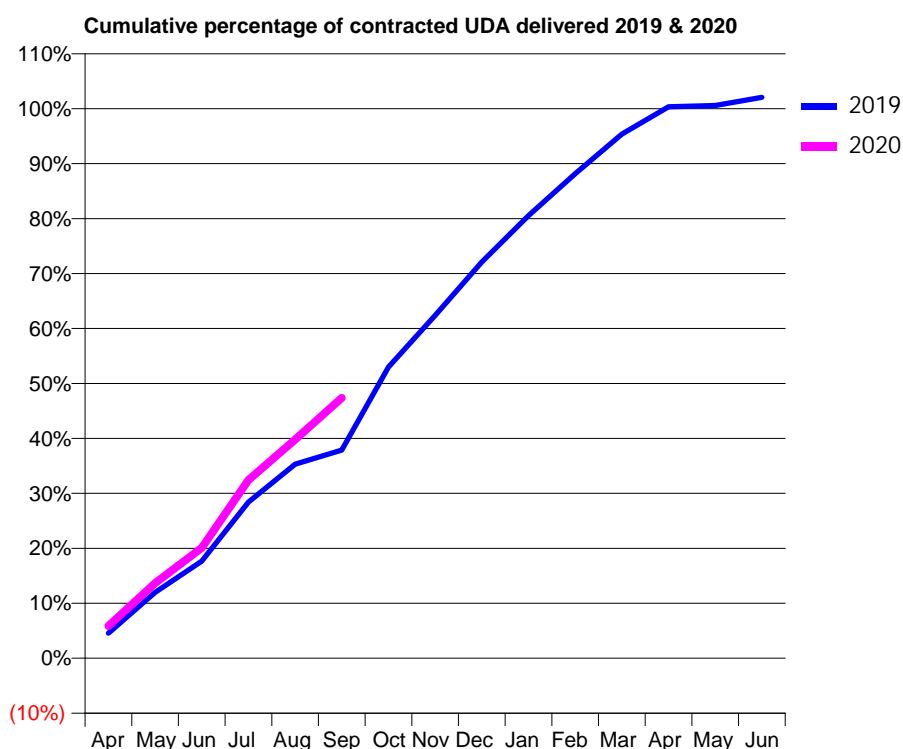
19/20 Contracted general activity (UDA)	4,658
Carry forward general activity (UDA)	-93
19/20 Contracted orthodontic activity (UOA)	0
Carry forward orthodontic activity (UOA)	0
Baseline contract value	£110,158.97

ACCESS*

Patients seen in 24 months	Total	Change since previous quarter
Quarter ending September 2018	2,357	
Quarter ending December 2018	2,380	→
Quarter ending March 2019	2,367	→
Quarter ending June 2019	2,299	↓
Quarter ending September 2019	2,274	↓
Variance since September 2018	(3.5%)	↓



ACTIVITY



Month	2019	2020
April	213	274
May	558	636
June	823	936
July	1,323	1,511
August	1,645	1,854
September	1,764	2,206
October	2,468	
November	2,907	
December	3,358	
January	3,751	
February	4,107	
March	4,442	
April	4,674	
May	4,684	
June	4,753	

QUALITY

	Quantity	Base Number	Contract	AT	Region	England
% of FP17s for the same patient ID Re-attending within 3 months - Children	28	569	4.9%	11.2%	10.8%	11.5%
% of FP17s for the same patient ID Re-attending within 3 months - Adults	108	922	11.7%	14.6%	15.2%	15.4%
% of FP17s for the same patient ID Re-attending between 3 & 9 months - Children	295	569	51.8%	59.3%	62.2%	59.7%
% of FP17s for the same patient ID Re-attending between 3 & 9 months - Adults	327	922	35.5%	49.7%	52.9%	51.7%
% of FP17s for Band 1 Urgent Courses	99	1,114	8.9%	10.0%	9.7%	9.2%
% of FP17s Relating to Free Repair or Replacements	4	1,114	0.4%	0.6%	0.6%	0.7%
% of FP17s Relating to Continuations	3	1,114	0.3%	0.5%	0.7%	0.8%
% of Patients satisfied with the dentistry they have received	2	2	N/A	91.6%	93.6%	93.5%
% of Patients satisfied with the time they had to wait for an appointment	2	2	N/A	83.7%	86.3%	87.4%

* This is based on patients treated on this contract for their most recent course of treatment.

Figures in italics indicate the base number of FP17s or Patient Questionnaire responses are less than 100. N/A is shown where the base number of responses is less than 10 during the period. % is calculated as Quantity/Base number*100

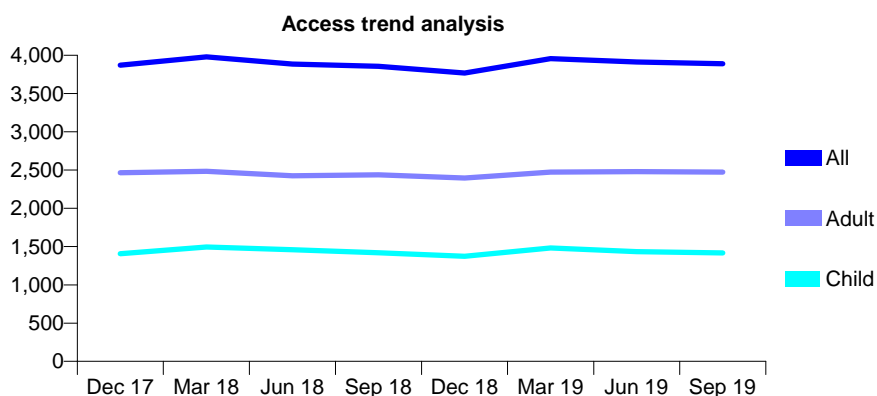
Q69 - Vital Signs At a Glance Contract Report for 139777/0001 - September 2019

Name or company name	Alluradent Ltd
Contract type name	GDS Contract
Purpose of contract	General
Contract start date	01/12/2010
Contract end date	

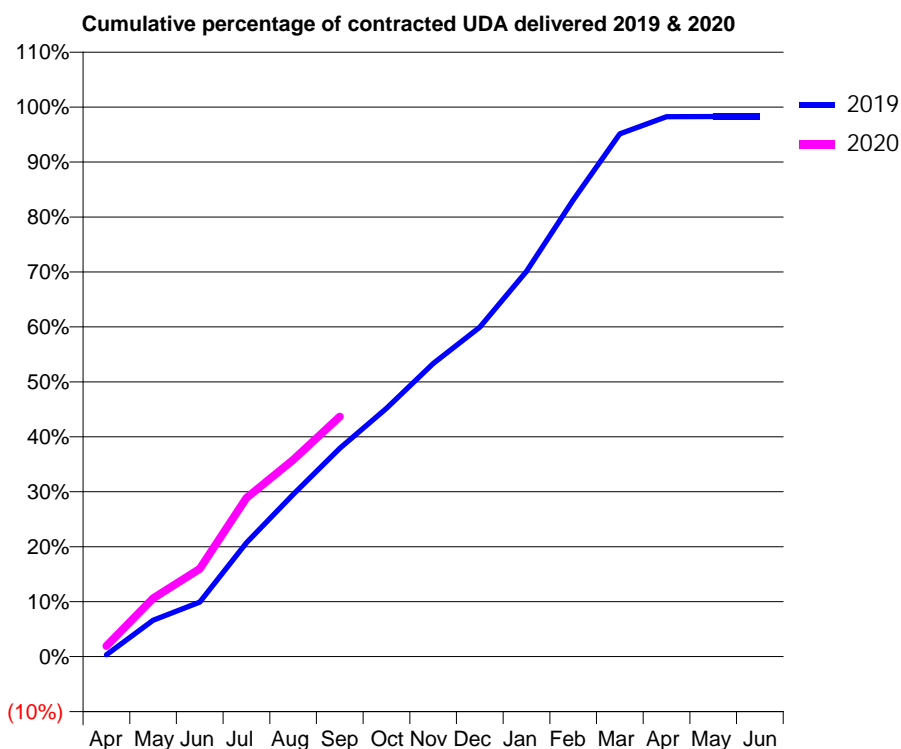
19/20 Contracted general activity (UDA)	6,996
Carry forward general activity (UDA)	126
19/20 Contracted orthodontic activity (UOA)	0
Carry forward orthodontic activity (UOA)	0
Baseline contract value	£164,942.17

ACCESS*

Patients seen in 24 months	Total	Change since previous quarter
Quarter ending September 2018	3,857	
Quarter ending December 2018	3,768	↓
Quarter ending March 2019	3,956	↑
Quarter ending June 2019	3,912	↓
Quarter ending September 2019	3,890	→
Variance since September 2018	0.9%	→



ACTIVITY



Month	Adjusted Scheduled Activity (UDA)	
	2019	2020
April	25	134
May	488	743
June	728	1,118
July	1,522	2,019
August	2,169	2,505
September	2,786	3,055
October	3,319	
November	3,920	
December	4,405	
January	5,150	
February	6,104	
March	6,990	
April	7,217	
May	7,218	
June	7,219	

QUALITY

	Quantity	Base Number	Contract	AT	Region	England
% of FP17s for the same patient ID Re-attending within 3 months - Children	84	1,050	8.0%	11.2%	10.8%	11.5%
% of FP17s for the same patient ID Re-attending within 3 months - Adults	252	1,624	15.5%	14.6%	15.2%	15.4%
% of FP17s for the same patient ID Re-attending between 3 & 9 months - Children	450	1,050	42.9%	59.3%	62.2%	59.7%
% of FP17s for the same patient ID Re-attending between 3 & 9 months - Adults	494	1,624	30.4%	49.7%	52.9%	51.7%
% of FP17s for Band 1 Urgent Courses	195	1,876	10.4%	10.0%	9.7%	9.2%
% of FP17s Relating to Free Repair or Replacements	6	1,876	0.3%	0.6%	0.6%	0.7%
% of FP17s Relating to Continuations	4	1,876	0.2%	0.5%	0.7%	0.8%
% of Patients satisfied with the dentistry they have received	2	2	N/A	91.6%	93.6%	93.5%
% of Patients satisfied with the time they had to wait for an appointment	2	2	N/A	83.7%	86.3%	87.4%

* This is based on patients treated on this contract for their most recent course of treatment. Figures in italics indicate the base number of FP17s or Patient Questionnaire responses are less than 100. N/A is shown where the base number of responses is less than 10 during the period. % is calculated as Quantity/Base number*100

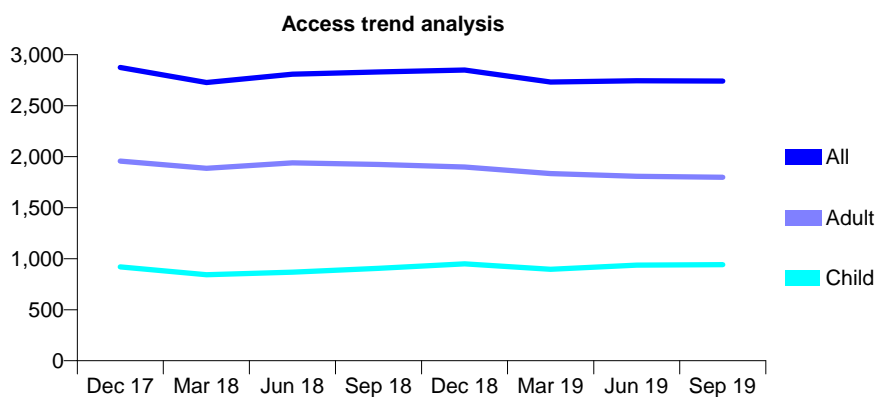
Q69 - Vital Signs At a Glance Contract Report for 139777/0002 - September 2019

Name or company name	Alluradent Ltd
Contract type name	GDS Contract
Purpose of contract	General
Contract start date	01/12/2010
Contract end date	

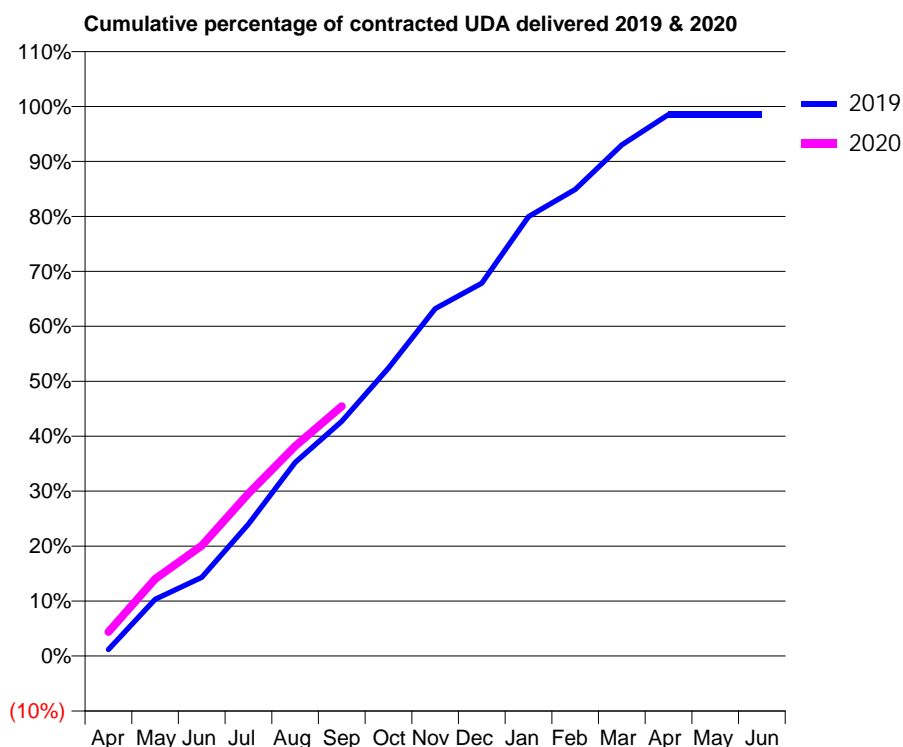
19/20 Contracted general activity (UDA)	6,300
Carry forward general activity (UDA)	96
19/20 Contracted orthodontic activity (UOA)	0
Carry forward orthodontic activity (UOA)	0
Baseline contract value	£148,266.08

ACCESS*

Patients seen in 24 months	Total	Change since previous quarter
Quarter ending September 2018	2,831	
Quarter ending December 2018	2,849	→
Quarter ending March 2019	2,731	↓
Quarter ending June 2019	2,745	→
Quarter ending September 2019	2,740	→
Variance since September 2018	(3.2%)	↓



ACTIVITY



Month	Adjusted Scheduled Activity (UDA)	
	2019	2020
April	78	276
May	684	883
June	946	1,265
July	1,588	1,863
August	2,330	2,405
September	2,825	2,863
October	3,467	
November	4,181	
December	4,487	
January	5,289	
February	5,615	
March	6,152	
April	6,518	
May	6,518	
June	6,518	

QUALITY

	Quantity	Base Number	Contract	AT	Region	England
% of FP17s for the same patient ID Re-attending within 3 months - Children	39	716	5.4%	11.2%	10.8%	11.5%
% of FP17s for the same patient ID Re-attending within 3 months - Adults	101	1,101	9.2%	14.6%	15.2%	15.4%
% of FP17s for the same patient ID Re-attending between 3 & 9 months - Children	234	716	32.7%	59.3%	62.2%	59.7%
% of FP17s for the same patient ID Re-attending between 3 & 9 months - Adults	359	1,101	32.6%	49.7%	52.9%	51.7%
% of FP17s for Band 1 Urgent Courses	172	1,655	10.4%	10.0%	9.7%	9.2%
% of FP17s Relating to Free Repair or Replacements	11	1,655	0.7%	0.6%	0.6%	0.7%
% of FP17s Relating to Continuations	12	1,655	0.7%	0.5%	0.7%	0.8%
% of Patients satisfied with the dentistry they have received	3	3	N/A	91.6%	93.6%	93.5%
% of Patients satisfied with the time they had to wait for an appointment	3	3	N/A	83.7%	86.3%	87.4%

* This is based on patients treated on this contract for their most recent course of treatment. Figures in italics indicate the base number of FP17s or Patient Questionnaire responses are less than 100. N/A is shown where the base number of responses is less than 10 during the period. % is calculated as Quantity/Base number*100

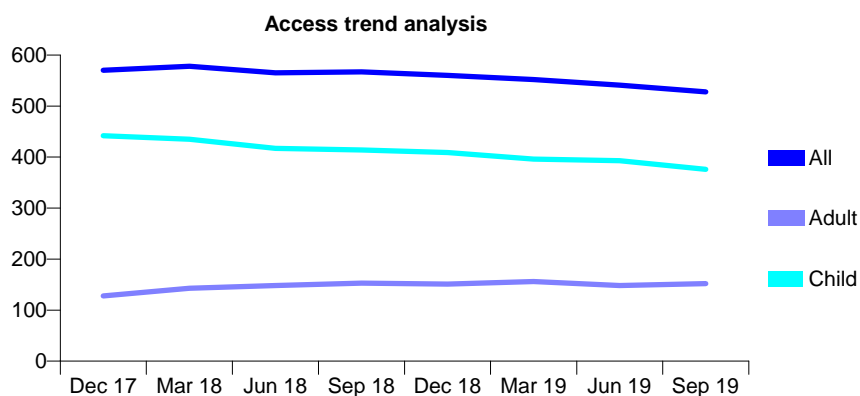
Q69 - Vital Signs At a Glance Contract Report for 139831/0001 - September 2019

Name or company name	High Street Dental Practice (Pangbourne) L
Contract type name	GDS Contract
Purpose of contract	General
Contract start date	01/08/2010
Contract end date	

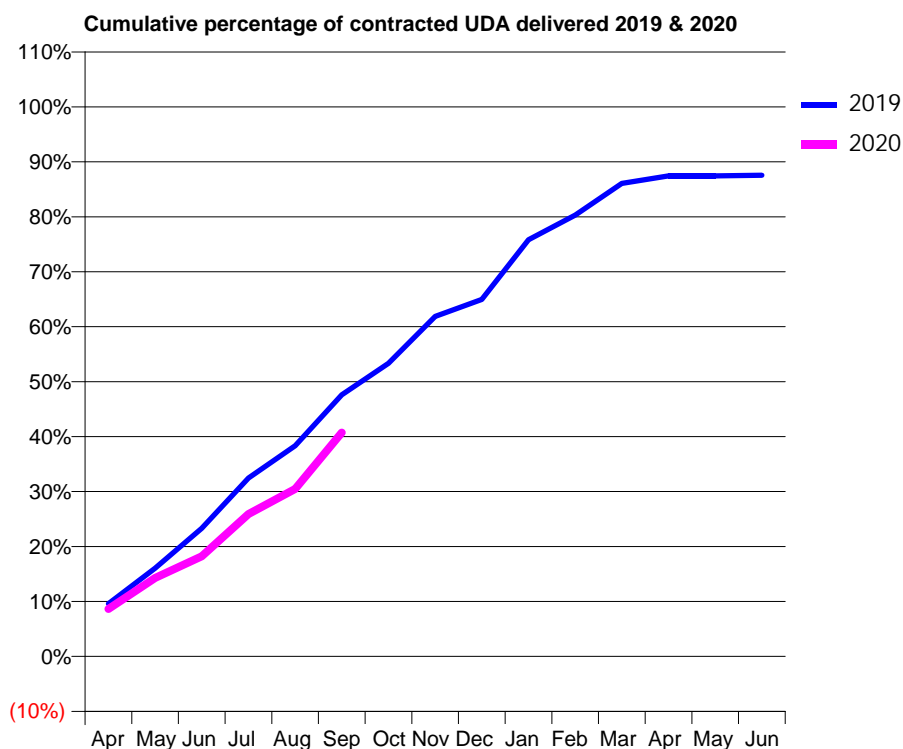
19/20 Contracted general activity (UDA)	940
Carry forward general activity (UDA)	0
19/20 Contracted orthodontic activity (UOA)	0
Carry forward orthodontic activity (UOA)	0
Baseline contract value	£17,753.26

ACCESS*

Patients seen in 24 months	Total	Change since previous quarter
Quarter ending September 2018	567	
Quarter ending December 2018	560	↓
Quarter ending March 2019	552	↓
Quarter ending June 2019	541	↓
Quarter ending September 2019	528	↓
Variance since September 2018	(6.9%)	↓



ACTIVITY



Month	2019	2020
April	90	81
May	151	134
June	219	171
July	305	243
August	360	286
September	447	383
October	502	
November	582	
December	611	
January	713	
February	755	
March	809	
April	822	
May	822	
June	823	

QUALITY

	Quantity	Base Number	Contract	AT	Region	England
% of FP17s for the same patient ID Re-attending within 3 months - Children	10	284	3.5%	11.2%	10.8%	11.5%
% of FP17s for the same patient ID Re-attending within 3 months - Adults	4	67	6.0%	14.6%	15.2%	15.4%
% of FP17s for the same patient ID Re-attending between 3 & 9 months - Children	188	284	66.2%	59.3%	62.2%	59.7%
% of FP17s for the same patient ID Re-attending between 3 & 9 months - Adults	29	67	43.3%	49.7%	52.9%	51.7%
% of FP17s for Band 1 Urgent Courses	9	340	2.6%	10.0%	9.7%	9.2%
% of FP17s Relating to Free Repair or Replacements	0	340	0.0%	0.6%	0.6%	0.7%
% of FP17s Relating to Continuations	0	340	0.0%	0.5%	0.7%	0.8%
% of Patients satisfied with the dentistry they have received	0	0	N/A	91.6%	93.6%	93.5%
% of Patients satisfied with the time they had to wait for an appointment	0	0	N/A	83.7%	86.3%	87.4%

* This is based on patients treated on this contract for their most recent course of treatment. Figures in italics indicate the base number of FP17s or Patient Questionnaire responses are less than 100. N/A is shown where the base number of responses is less than 10 during the period. % is calculated as Quantity/Base number*100

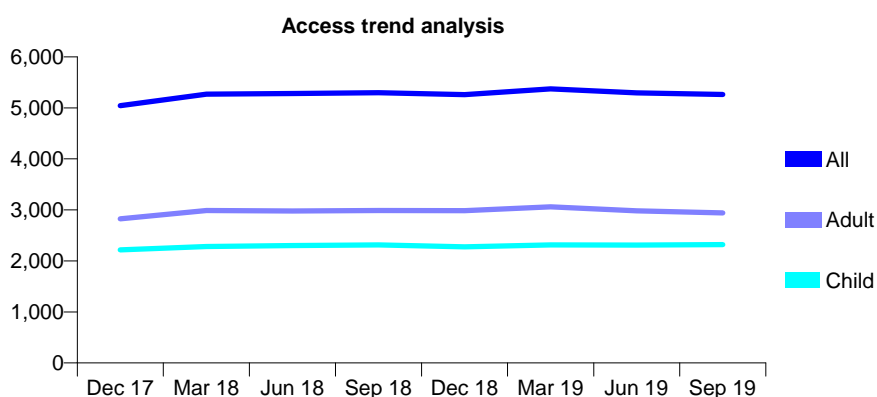
Q69 - Vital Signs At a Glance Contract Report for 140694/0001 - September 2019

Name or company name	Abbey D. Surgery Ltd
Contract type name	GDS Contract
Purpose of contract	General
Contract start date	01/04/2008
Contract end date	

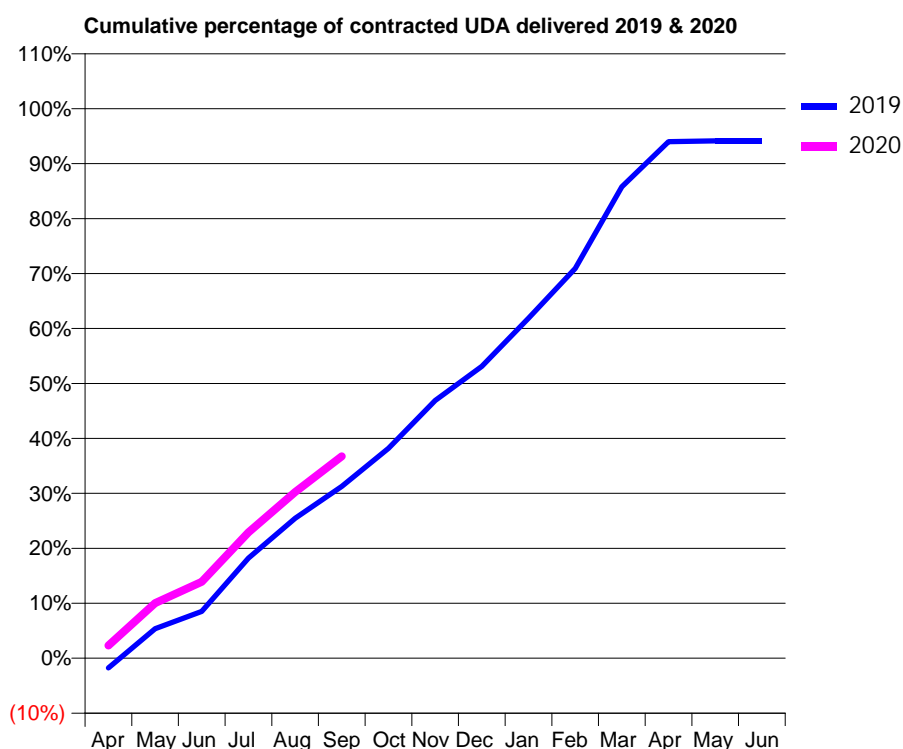
19/20 Contracted general activity (UDA)	15,878
Carry forward general activity (UDA)	0
19/20 Contracted orthodontic activity (UOA)	0
Carry forward orthodontic activity (UOA)	0
Baseline contract value	£466,701.87

ACCESS*

Patients seen in 24 months	Total	Change since previous quarter
Quarter ending September 2018	5,299	
Quarter ending December 2018	5,259	→
Quarter ending March 2019	5,373	↑
Quarter ending June 2019	5,292	↓
Quarter ending September 2019	5,263	→
Variance since September 2018	(0.7%)	→



ACTIVITY



Month	2019	2020
April	-283	367
May	852	1,595
June	1,353	2,210
July	2,893	3,637
August	4,045	4,803
September	4,966	5,835
October	6,064	
November	7,447	
December	8,433	
January	9,825	
February	11,262	
March	13,619	
April	14,924	
May	14,948	
June	14,948	

QUALITY

	Quantity	Base Number	Contract	AT	Region	England
% of FP17s for the same patient ID Re-attending within 3 months - Children	128	1,388	9.2%	11.2%	10.8%	11.5%
% of FP17s for the same patient ID Re-attending within 3 months - Adults	326	1,454	22.4%	14.6%	15.2%	15.4%
% of FP17s for the same patient ID Re-attending between 3 & 9 months - Children	628	1,388	45.2%	59.3%	62.2%	59.7%
% of FP17s for the same patient ID Re-attending between 3 & 9 months - Adults	372	1,454	25.6%	49.7%	52.9%	51.7%
% of FP17s for Band 1 Urgent Courses	370	2,267	16.3%	10.0%	9.7%	9.2%
% of FP17s Relating to Free Repair or Replacements	8	2,267	0.4%	0.6%	0.6%	0.7%
% of FP17s Relating to Continuations	28	2,267	1.2%	0.5%	0.7%	0.8%
% of Patients satisfied with the dentistry they have received	2	2	N/A	91.6%	93.6%	93.5%
% of Patients satisfied with the time they had to wait for an appointment	2	2	N/A	83.7%	86.3%	87.4%

* This is based on patients treated on this contract for their most recent course of treatment.

Figures in italics indicate the base number of FP17s or Patient Questionnaire responses are less than 100. N/A is shown where the base number of responses is less than 10 during the period. % is calculated as Quantity/Base number*100

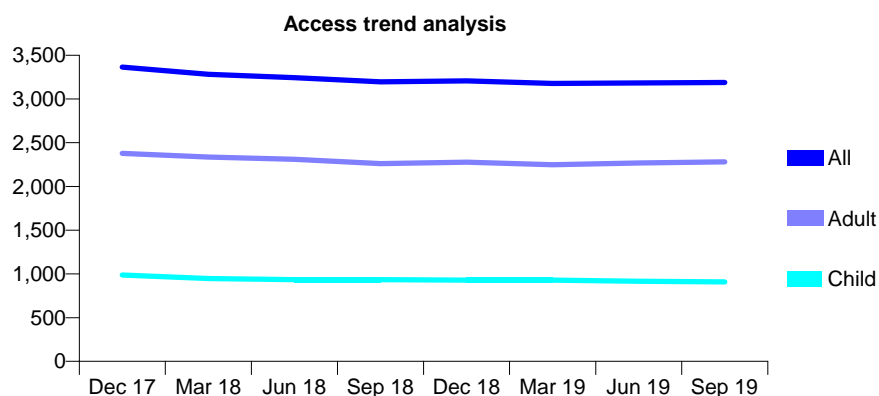
Q69 - Vital Signs At a Glance Contract Report for 142379/0001 - September 2019

Name or company name	Bicester Dental Care
Contract type name	GDS Contract
Purpose of contract	General
Contract start date	01/10/2011
Contract end date	

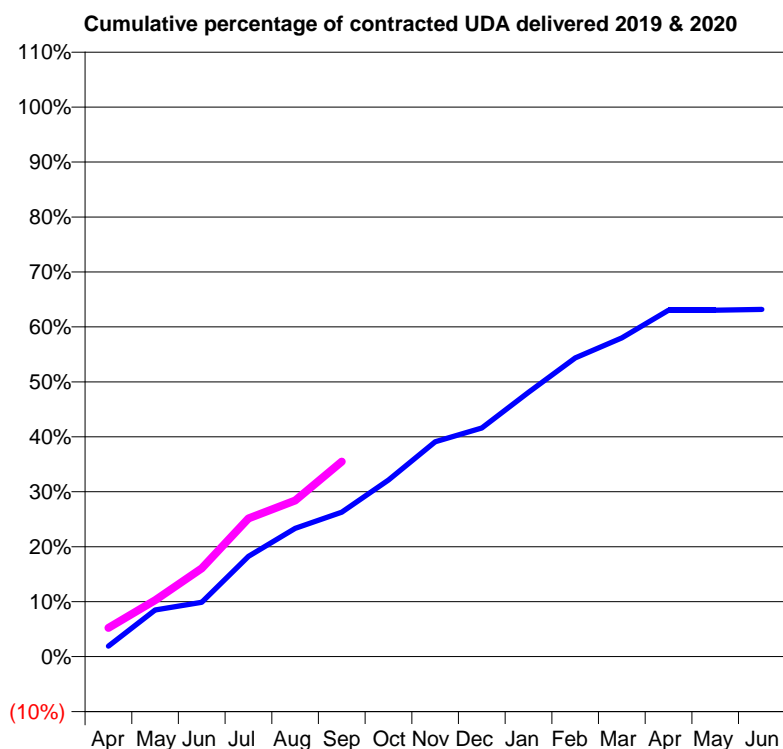
19/20 Contracted general activity (UDA)	9,694
Carry forward general activity (UDA)	0
19/20 Contracted orthodontic activity (UOA)	0
Carry forward orthodontic activity (UOA)	0
Baseline contract value	£254,273.62

ACCESS*

Patients seen in 24 months	Total	Change since previous quarter
Quarter ending September 2018	3,195	
Quarter ending December 2018	3,206	→
Quarter ending March 2019	3,178	→
Quarter ending June 2019	3,184	→
Quarter ending September 2019	3,188	→
Variance since September 2018	(0.2%)	→



ACTIVITY



Month	Adjusted Scheduled Activity (UDA)	
	2019	2020
April	241	506
May	1,078	995
June	1,256	1,559
July	2,318	2,438
August	2,966	2,754
September	3,338	3,442
October	4,079	
November	4,965	
December	5,280	
January	6,106	
February	6,903	
March	7,365	
April	8,003	
May	8,002	
June	8,020	

QUALITY

	Quantity	Base Number	Contract	AT	Region	England
% of FP17s for the same patient ID Re-attending within 3 months - Children	34	744	4.6%	11.2%	10.8%	11.5%
% of FP17s for the same patient ID Re-attending within 3 months - Adults	128	1,475	8.7%	14.6%	15.2%	15.4%
% of FP17s for the same patient ID Re-attending between 3 & 9 months - Children	516	744	69.4%	59.3%	62.2%	59.7%
% of FP17s for the same patient ID Re-attending between 3 & 9 months - Adults	783	1,475	53.1%	49.7%	52.9%	51.7%
% of FP17s for Band 1 Urgent Courses	113	1,864	6.1%	10.0%	9.7%	9.2%
% of FP17s Relating to Free Repair or Replacements	3	1,864	0.2%	0.6%	0.6%	0.7%
% of FP17s Relating to Continuations	1	1,864	0.1%	0.5%	0.7%	0.8%
% of Patients satisfied with the dentistry they have received	1	2	N/A	91.6%	93.6%	93.5%
% of Patients satisfied with the time they had to wait for an appointment	2	2	N/A	83.7%	86.3%	87.4%

* This is based on patients treated on this contract for their most recent course of treatment. Figures in italics indicate the base number of FP17s or Patient Questionnaire responses are less than 100. N/A is shown where the base number of responses is less than 10 during the period. % is calculated as Quantity/Base number*100

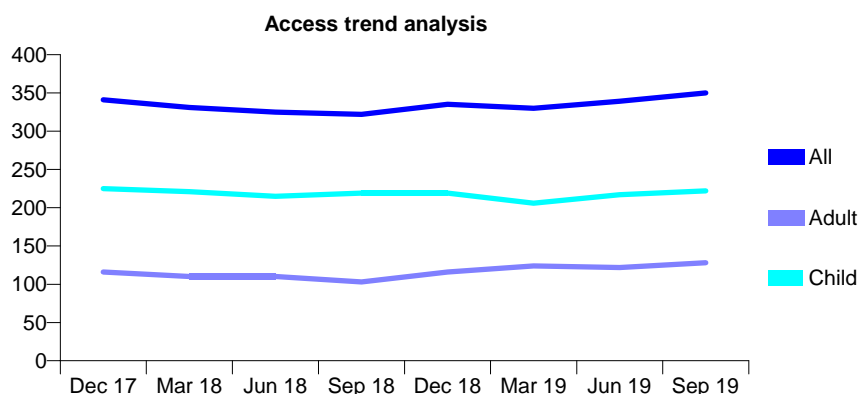
Q69 - Vital Signs At a Glance Contract Report for 143073/0001 - September 2019

Name or company name	MARKET SQUARE DENTAL PRACTICE P
Contract type name	GDS Contract
Purpose of contract	General
Contract start date	03/11/2014
Contract end date	

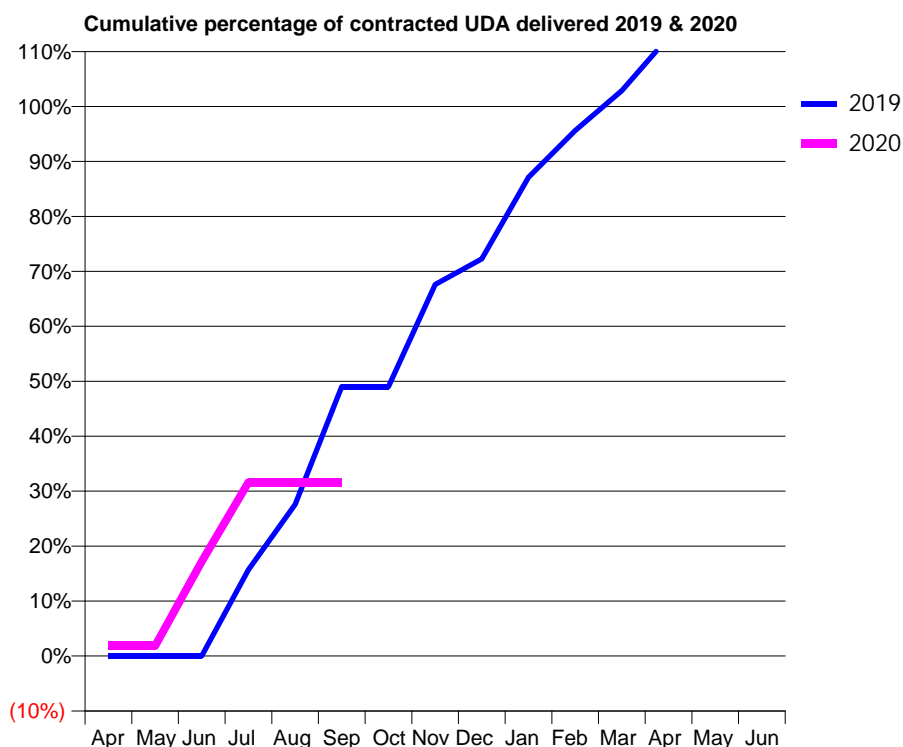
19/20 Contracted general activity (UDA)	648
Carry forward general activity (UDA)	-12
19/20 Contracted orthodontic activity (UOA)	0
Carry forward orthodontic activity (UOA)	0
Baseline contract value	£17,465.35

ACCESS*

Patients seen in 24 months	Total	Change since previous quarter
Quarter ending September 2018	322	
Quarter ending December 2018	335	↑
Quarter ending March 2019	330	↓
Quarter ending June 2019	339	↑
Quarter ending September 2019	350	↑
Variance since September 2018	8.7%	↑



ACTIVITY



Month	Adjusted Scheduled Activity (UDA)	
	2019	2020
April	0	12
May	0	12
June	0	111
July	102	205
August	179	205
September	318	205
October	318	
November	438	
December	468	
January	564	
February	620	
March	667	
April	730	
May	730	
June	730	

QUALITY

	Quantity	Base Number	Contract	AT	Region	England
% of FP17s for the same patient ID Re-attending within 3 months - Children	4	109	3.7%	11.2%	10.8%	11.5%
% of FP17s for the same patient ID Re-attending within 3 months - Adults	3	34	8.8%	14.6%	15.2%	15.4%
% of FP17s for the same patient ID Re-attending between 3 & 9 months - Children	69	109	63.3%	59.3%	62.2%	59.7%
% of FP17s for the same patient ID Re-attending between 3 & 9 months - Adults	8	34	23.5%	49.7%	52.9%	51.7%
% of FP17s for Band 1 Urgent Courses	4	120	3.3%	10.0%	9.7%	9.2%
% of FP17s Relating to Free Repair or Replacements	0	120	0.0%	0.6%	0.6%	0.7%
% of FP17s Relating to Continuations	3	120	2.5%	0.5%	0.7%	0.8%
% of Patients satisfied with the dentistry they have received	0	0	N/A	91.6%	93.6%	93.5%
% of Patients satisfied with the time they had to wait for an appointment	0	0	N/A	83.7%	86.3%	87.4%

* This is based on patients treated on this contract for their most recent course of treatment. Figures in italics indicate the base number of FP17s or Patient Questionnaire responses are less than 100. N/A is shown where the base number of responses is less than 10 during the period. % is calculated as Quantity/Base number*100

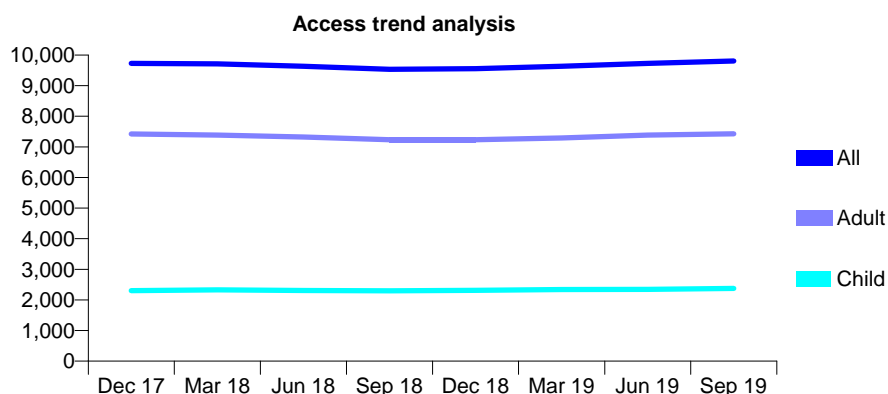
Q69 - Vital Signs At a Glance Contract Report for 143367/0001 - September 2019

Name or company name	Bloxdent Ltd
Contract type name	GDS Contract
Purpose of contract	General
Contract start date	01/01/2010
Contract end date	

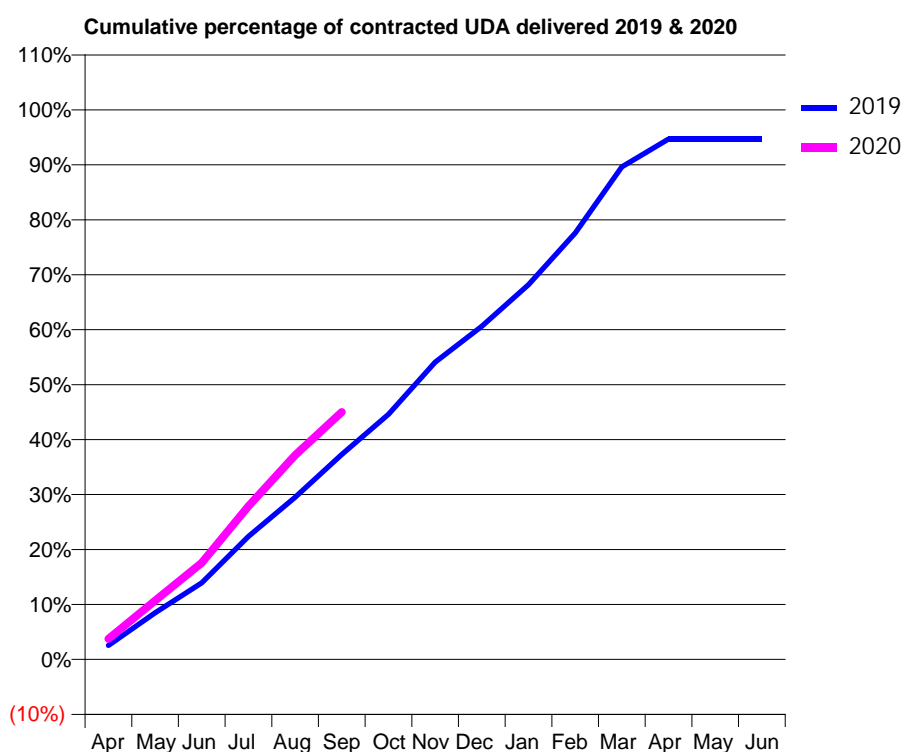
19/20 Contracted general activity (UDA)	25,812
Carry forward general activity (UDA)	0
19/20 Contracted orthodontic activity (UOA)	0
Carry forward orthodontic activity (UOA)	0
Baseline contract value	£671,998.56

ACCESS*

Patients seen in 24 months	Total	Change since previous quarter
Quarter ending September 2018	9,536	
Quarter ending December 2018	9,554	→
Quarter ending March 2019	9,634	→
Quarter ending June 2019	9,727	→
Quarter ending September 2019	9,806	→
Variance since September 2018	2.8%	↑



ACTIVITY



Month	2019	2020
April	662	965
May	2,194	2,767
June	3,601	4,536
July	5,781	7,200
August	7,617	9,591
September	9,627	11,617
October	11,511	
November	13,964	
December	15,646	
January	17,599	
February	20,026	
March	23,133	
April	24,442	
May	24,447	
June	24,439	

QUALITY

	Quantity	Base Number	Contract	AT	Region	England
% of FP17s for the same patient ID Re-attending within 3 months - Children	123	1,973	6.2%	11.2%	10.8%	11.5%
% of FP17s for the same patient ID Re-attending within 3 months - Adults	718	5,517	13.0%	14.6%	15.2%	15.4%
% of FP17s for the same patient ID Re-attending between 3 & 9 months - Children	1,346	1,973	68.2%	59.3%	62.2%	59.7%
% of FP17s for the same patient ID Re-attending between 3 & 9 months - Adults	3,180	5,517	57.6%	49.7%	52.9%	51.7%
% of FP17s for Band 1 Urgent Courses	521	6,542	8.0%	10.0%	9.7%	9.2%
% of FP17s Relating to Free Repair or Replacements	116	6,542	1.8%	0.6%	0.6%	0.7%
% of FP17s Relating to Continuations	26	6,542	0.4%	0.5%	0.7%	0.8%
% of Patients satisfied with the dentistry they have received	6	6	N/A	91.6%	93.6%	93.5%
% of Patients satisfied with the time they had to wait for an appointment	4	6	N/A	83.7%	86.3%	87.4%

* This is based on patients treated on this contract for their most recent course of treatment. Figures in italics indicate the base number of FP17s or Patient Questionnaire responses are less than 100. N/A is shown where the base number of responses is less than 10 during the period. % is calculated as Quantity/Base number*100

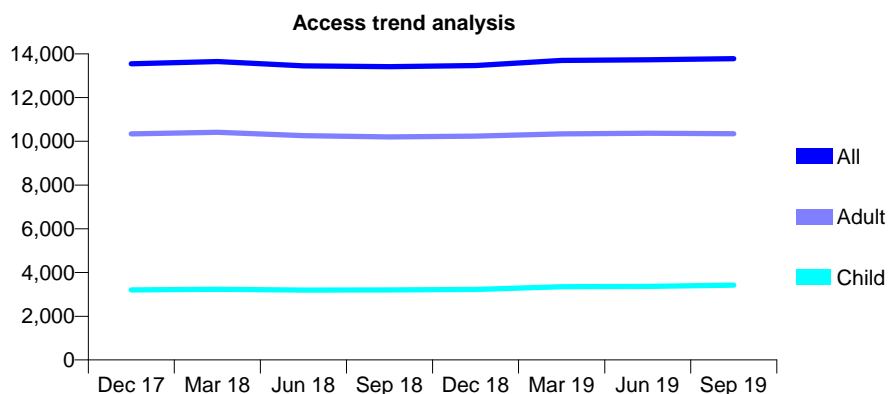
Q69 - Vital Signs At a Glance Contract Report for 143367/0002 - September 2019

Name or company name	Bloxdent Ltd
Contract type name	GDS Contract
Purpose of contract	General
Contract start date	01/01/2010
Contract end date	

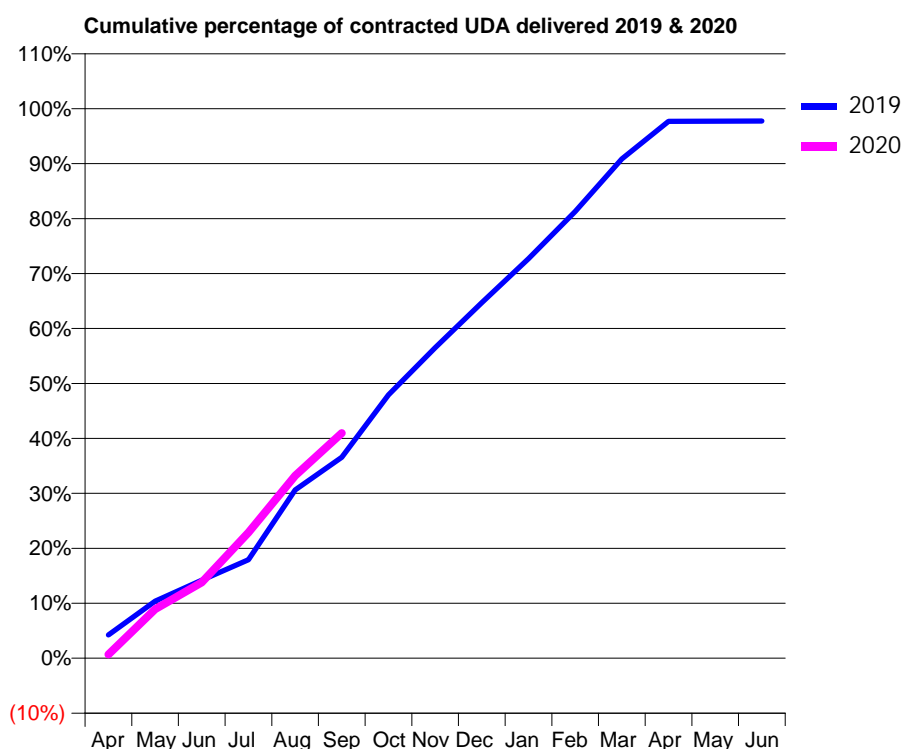
19/20 Contracted general activity (UDA)	35,340
Carry forward general activity (UDA)	800
19/20 Contracted orthodontic activity (UOA)	0
Carry forward orthodontic activity (UOA)	0
Baseline contract value	£864,905.95

ACCESS*

Patients seen in 24 months	Total	Change since previous quarter
Quarter ending September 2018	13,410	
Quarter ending December 2018	13,465	→
Quarter ending March 2019	13,696	→
Quarter ending June 2019	13,730	→
Quarter ending September 2019	13,779	→
Variance since September 2018	2.8%	↑



ACTIVITY



Month	2019	2020
April	1,492	244
May	3,670	3,152
June	5,022	4,872
July	6,332	8,086
August	10,821	11,736
September	12,916	14,468
October	16,934	
November	19,967	
December	22,872	
January	25,699	
February	28,737	
March	32,100	
April	34,522	
May	34,534	
June	34,539	

QUALITY

	Quantity	Base Number	Contract	AT	Region	England
% of FP17s for the same patient ID Re-attending within 3 months - Children	207	2,856	7.2%	11.2%	10.8%	11.5%
% of FP17s for the same patient ID Re-attending within 3 months - Adults	1,115	7,856	14.2%	14.6%	15.2%	15.4%
% of FP17s for the same patient ID Re-attending between 3 & 9 months - Children	1,861	2,856	65.2%	59.3%	62.2%	59.7%
% of FP17s for the same patient ID Re-attending between 3 & 9 months - Adults	4,783	7,856	60.9%	49.7%	52.9%	51.7%
% of FP17s for Band 1 Urgent Courses	854	9,148	9.3%	10.0%	9.7%	9.2%
% of FP17s Relating to Free Repair or Replacements	152	9,148	1.7%	0.6%	0.6%	0.7%
% of FP17s Relating to Continuations	46	9,148	0.5%	0.5%	0.7%	0.8%
% of Patients satisfied with the dentistry they have received	6	6	N/A	91.6%	93.6%	93.5%
% of Patients satisfied with the time they had to wait for an appointment	6	6	N/A	83.7%	86.3%	87.4%

* This is based on patients treated on this contract for their most recent course of treatment.

Figures in italics indicate the base number of FP17s or Patient Questionnaire responses are less than 100. N/A is shown where the base number of responses is less than 10 during the period. % is calculated as Quantity/Base number*100

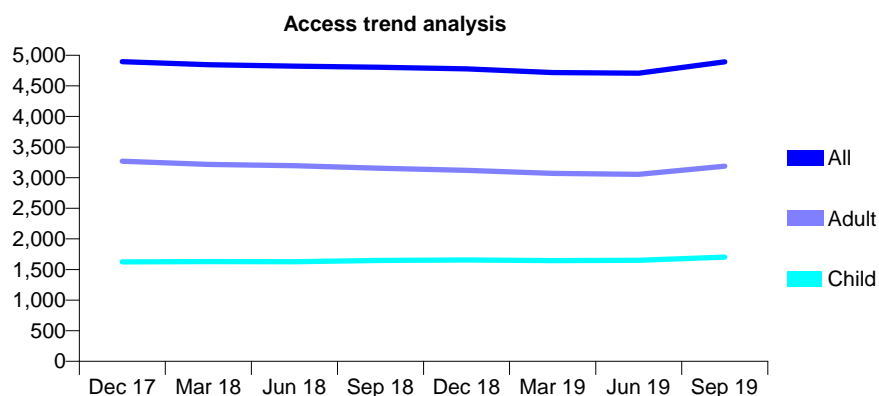
Q69 - Vital Signs At a Glance Contract Report for 145971/0001 - September 2019

Name or company name	Gill Brothers Dental Surgeries Ltd
Contract type name	GDS Contract
Purpose of contract	General
Contract start date	05/05/2009
Contract end date	

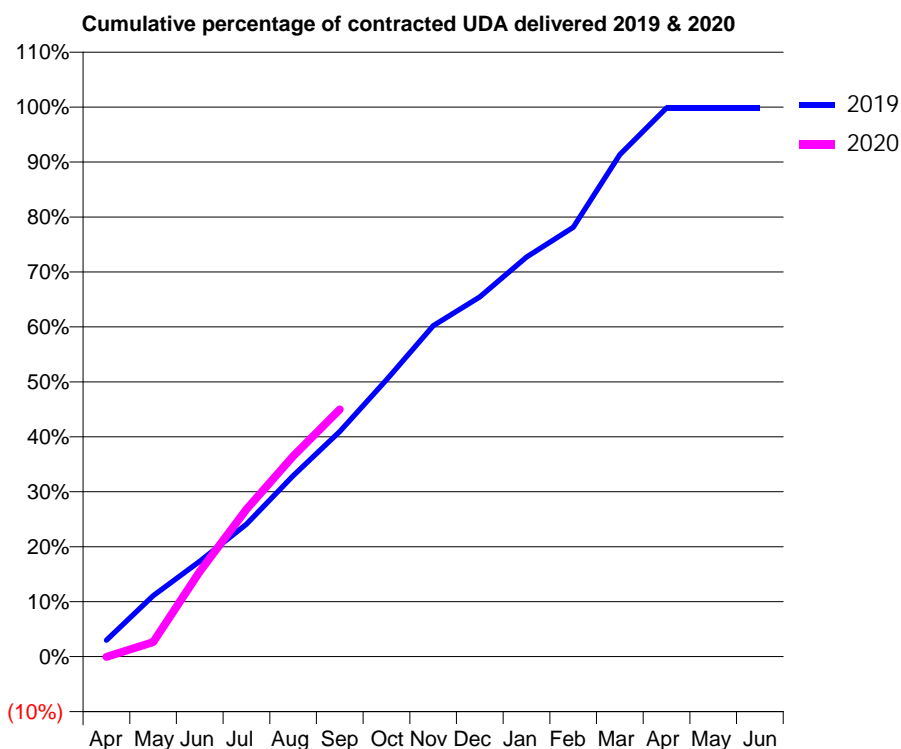
19/20 Contracted general activity (UDA)	16,940
Carry forward general activity (UDA)	24
19/20 Contracted orthodontic activity (UOA)	0
Carry forward orthodontic activity (UOA)	0
Baseline contract value	£451,325.29

ACCESS*

Patients seen in 24 months	Total	Change since previous quarter
Quarter ending September 2018	4,802	
Quarter ending December 2018	4,778	→
Quarter ending March 2019	4,717	↓
Quarter ending June 2019	4,707	→
Quarter ending September 2019	4,892	↑
Variance since September 2018	1.9%	→



ACTIVITY



Month	Adjusted Scheduled Activity (UDA)	
	2019	2020
April	506	-10
May	1,879	447
June	2,937	2,624
July	4,083	4,541
August	5,576	6,179
September	6,935	7,620
October	8,534	
November	10,199	
December	11,091	
January	12,316	
February	13,236	
March	15,477	
April	16,916	
May	16,916	
June	16,916	

QUALITY

	Quantity	Base Number	Contract	AT	Region	England
% of FP17s for the same patient ID Re-attending within 3 months - Children	79	1,243	6.4%	11.2%	10.8%	11.5%
% of FP17s for the same patient ID Re-attending within 3 months - Adults	249	2,103	11.8%	14.6%	15.2%	15.4%
% of FP17s for the same patient ID Re-attending between 3 & 9 months - Children	670	1,243	53.9%	59.3%	62.2%	59.7%
% of FP17s for the same patient ID Re-attending between 3 & 9 months - Adults	1,018	2,103	48.4%	49.7%	52.9%	51.7%
% of FP17s for Band 1 Urgent Courses	360	3,175	11.3%	10.0%	9.7%	9.2%
% of FP17s Relating to Free Repair or Replacements	14	3,175	0.4%	0.6%	0.6%	0.7%
% of FP17s Relating to Continuations	33	3,175	1.0%	0.5%	0.7%	0.8%
% of Patients satisfied with the dentistry they have received	1	1	N/A	91.6%	93.6%	93.5%
% of Patients satisfied with the time they had to wait for an appointment	0	1	N/A	83.7%	86.3%	87.4%

* This is based on patients treated on this contract for their most recent course of treatment. Figures in italics indicate the base number of FP17s or Patient Questionnaire responses are less than 100. N/A is shown where the base number of responses is less than 10 during the period. % is calculated as Quantity/Base number*100

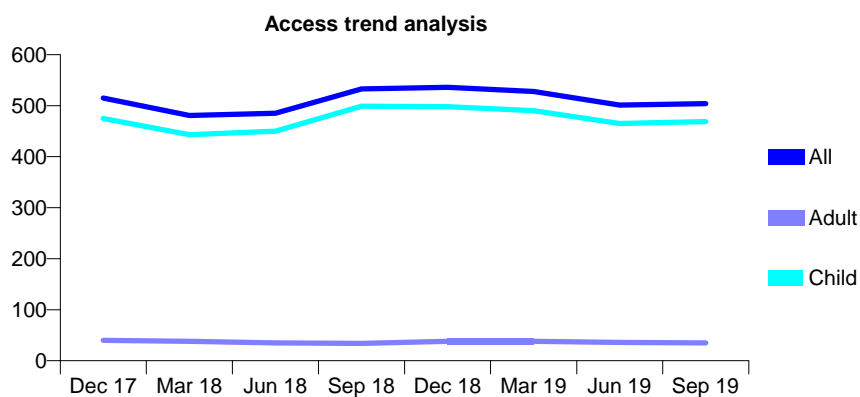
Q69 - Vital Signs At a Glance Contract Report for 147451/0001 - September 2019

Name or company name	Halldent Ltd
Contract type name	GDS Contract
Purpose of contract	General
Contract start date	01/01/2007
Contract end date	

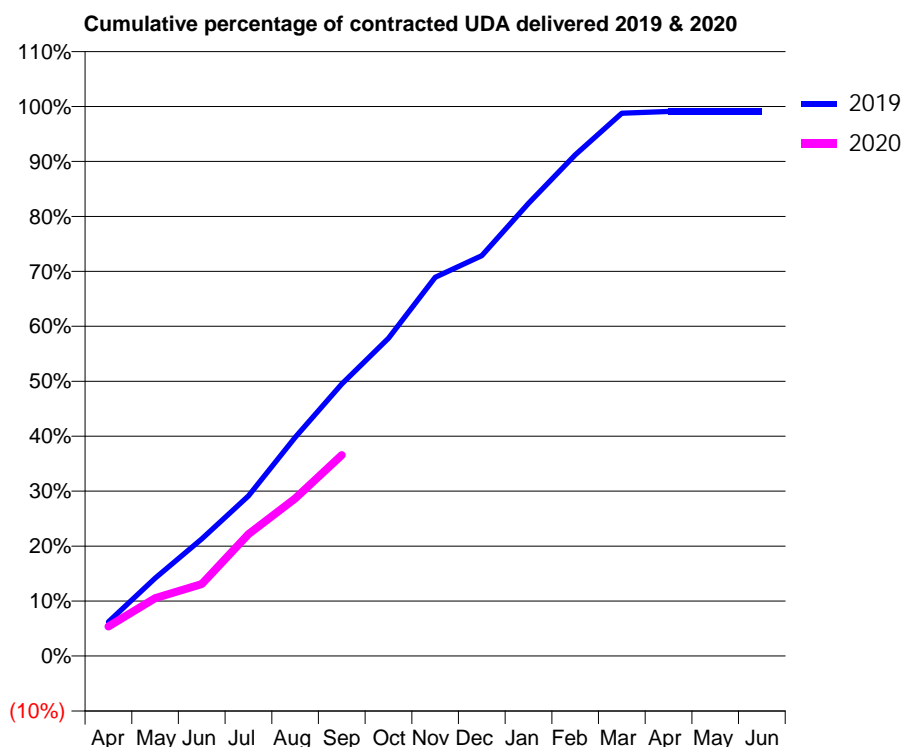
19/20 Contracted general activity (UDA)	1,300
Carry forward general activity (UDA)	11
19/20 Contracted orthodontic activity (UOA)	0
Carry forward orthodontic activity (UOA)	0
Baseline contract value	£37,909.95

ACCESS*

Patients seen in 24 months	Total	Change since previous quarter
Quarter ending September 2018	533	
Quarter ending December 2018	536	→
Quarter ending March 2019	528	↓
Quarter ending June 2019	501	↓
Quarter ending September 2019	504	→
Variance since September 2018	(5.4%)	↓



ACTIVITY



Month	Adjusted Scheduled Activity (UDA)	
	2019	2020
April	81	70
May	184	137
June	277	170
July	379	288
August	517	373
September	643	475
October	752	
November	896	
December	947	
January	1,071	
February	1,186	
March	1,284	
April	1,288	
May	1,288	
June	1,288	

QUALITY

	Quantity	Base Number	Contract	AT	Region	England
% of FP17s for the same patient ID Re-attending within 3 months - Children	32	368	8.7%	11.2%	10.8%	11.5%
% of FP17s for the same patient ID Re-attending within 3 months - Adults	0	3	0.0%	14.6%	15.2%	15.4%
% of FP17s for the same patient ID Re-attending between 3 & 9 months - Children	245	368	66.6%	59.3%	62.2%	59.7%
% of FP17s for the same patient ID Re-attending between 3 & 9 months - Adults	0	3	0.0%	49.7%	52.9%	51.7%
% of FP17s for Band 1 Urgent Courses	17	369	4.6%	10.0%	9.7%	9.2%
% of FP17s Relating to Free Repair or Replacements	0	369	0.0%	0.6%	0.6%	0.7%
% of FP17s Relating to Continuations	1	369	0.3%	0.5%	0.7%	0.8%
% of Patients satisfied with the dentistry they have received	0	0	N/A	91.6%	93.6%	93.5%
% of Patients satisfied with the time they had to wait for an appointment	0	0	N/A	83.7%	86.3%	87.4%

* This is based on patients treated on this contract for their most recent course of treatment. Figures in italics indicate the base number of FP17s or Patient Questionnaire responses are less than 100. N/A is shown where the base number of responses is less than 10 during the period. % is calculated as Quantity/Base number*100

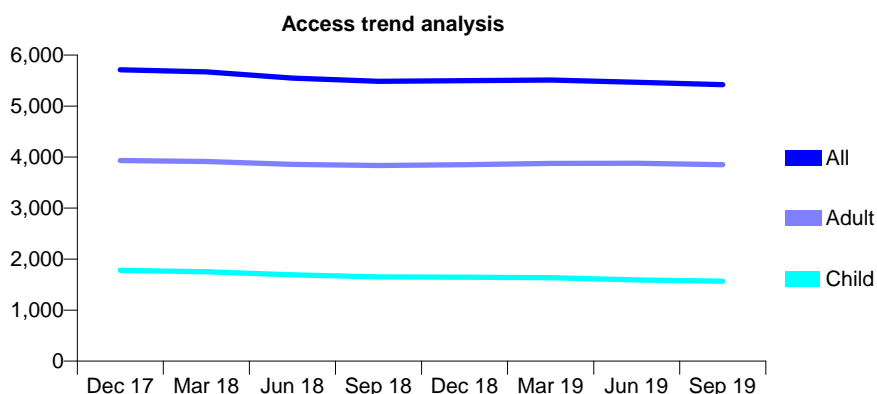
Q69 - Vital Signs At a Glance Contract Report for 148318/0001 - September 2019

Name or company name	Forlon Dental Surgeries Limited
Contract type name	GDS Contract
Purpose of contract	General
Contract start date	01/04/2006
Contract end date	

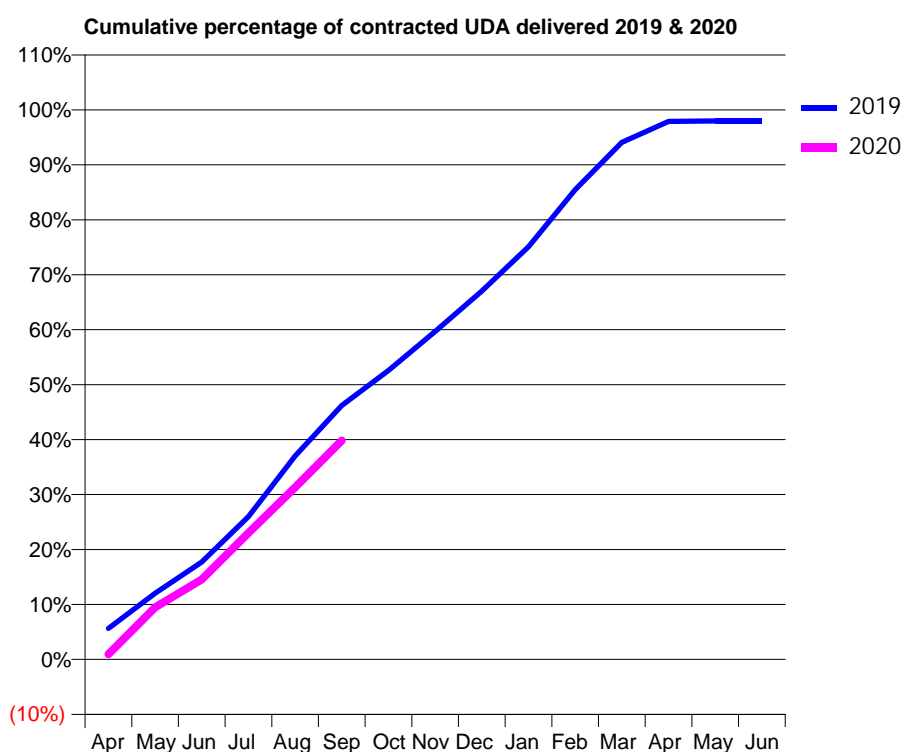
19/20 Contracted general activity (UDA)	12,550
Carry forward general activity (UDA)	253
19/20 Contracted orthodontic activity (UOA)	0
Carry forward orthodontic activity (UOA)	0
Baseline contract value	£302,984.34

ACCESS*

Patients seen in 24 months	Total	Change since previous quarter
Quarter ending September 2018	5,486	
Quarter ending December 2018	5,496	→
Quarter ending March 2019	5,511	→
Quarter ending June 2019	5,469	→
Quarter ending September 2019	5,417	→
Variance since September 2018	(1.3%)	↓



ACTIVITY



Adjusted Scheduled Activity (UDA)		
Month	2019	2020
April	709	121
May	1,512	1,190
June	2,224	1,827
July	3,264	2,888
August	4,650	3,931
September	5,798	4,999
October	6,597	
November	7,491	
December	8,412	
January	9,425	
February	10,727	
March	11,804	
April	12,285	
May	12,295	
June	12,297	

QUALITY

	Quantity	Base Number	Contract	AT	Region	England
% of FP17s for the same patient ID Re-attending within 3 months - Children	56	1,061	5.3%	11.2%	10.8%	11.5%
% of FP17s for the same patient ID Re-attending within 3 months - Adults	335	2,487	13.5%	14.6%	15.2%	15.4%
% of FP17s for the same patient ID Re-attending between 3 & 9 months - Children	505	1,061	47.6%	59.3%	62.2%	59.7%
% of FP17s for the same patient ID Re-attending between 3 & 9 months - Adults	1,187	2,487	47.7%	49.7%	52.9%	51.7%
% of FP17s for Band 1 Urgent Courses	255	2,986	8.5%	10.0%	9.7%	9.2%
% of FP17s Relating to Free Repair or Replacements	32	2,986	1.1%	0.6%	0.6%	0.7%
% of FP17s Relating to Continuations	16	2,986	0.5%	0.5%	0.7%	0.8%
% of Patients satisfied with the dentistry they have received	3	4	N/A	91.6%	93.6%	93.5%
% of Patients satisfied with the time they had to wait for an appointment	4	4	N/A	83.7%	86.3%	87.4%

* This is based on patients treated on this contract for their most recent course of treatment. Figures in italics indicate the base number of FP17s or Patient Questionnaire responses are less than 100. N/A is shown where the base number of responses is less than 10 during the period. % is calculated as Quantity/Base number*100

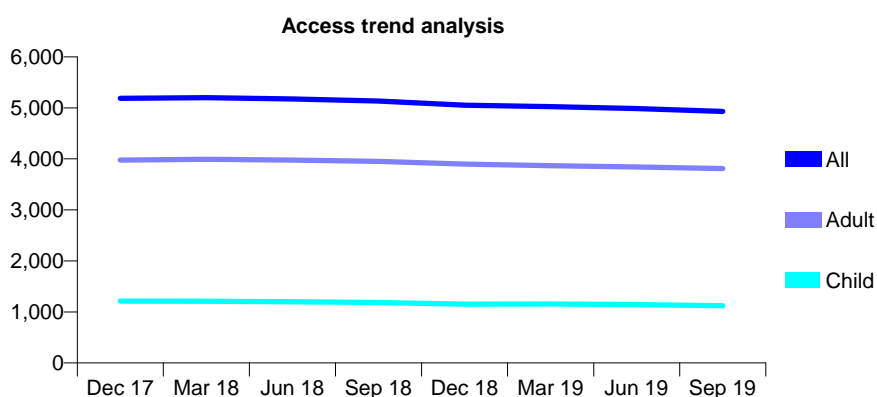
Q69 - Vital Signs At a Glance Contract Report for 149500/0001 - September 2019

Name or company name	OPTIMA CARE (HW) LTD
Contract type name	GDS Contract
Purpose of contract	General
Contract start date	01/11/2012
Contract end date	

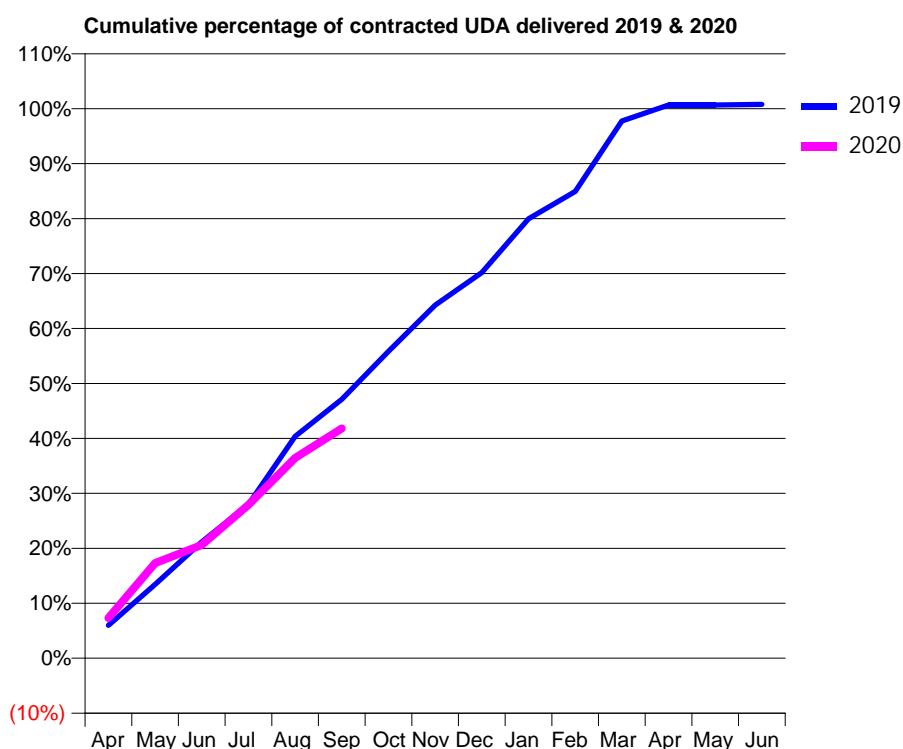
19/20 Contracted general activity (UDA)	13,444
Carry forward general activity (UDA)	-240
19/20 Contracted orthodontic activity (UOA)	0
Carry forward orthodontic activity (UOA)	0
Baseline contract value	£327,988.62

ACCESS*

Patients seen in 24 months	Total	Change since previous quarter
Quarter ending September 2018	5,134	
Quarter ending December 2018	5,052	↓
Quarter ending March 2019	5,024	→
Quarter ending June 2019	4,987	→
Quarter ending September 2019	4,930	↓
Variance since September 2018	(4.0%)	↓



ACTIVITY



Month	2019	2020
April	806	988
May	1,808	2,326
June	2,844	2,771
July	3,766	3,753
August	5,430	4,897
September	6,335	5,619
October	7,509	
November	8,642	
December	9,433	
January	10,749	
February	11,418	
March	13,138	
April	13,532	
May	13,532	
June	13,549	

QUALITY

	Quantity	Base Number	Contract	AT	Region	England
% of FP17s for the same patient ID Re-attending within 3 months - Children	26	833	3.1%	11.2%	10.8%	11.5%
% of FP17s for the same patient ID Re-attending within 3 months - Adults	183	2,423	7.6%	14.6%	15.2%	15.4%
% of FP17s for the same patient ID Re-attending between 3 & 9 months - Children	543	833	65.2%	59.3%	62.2%	59.7%
% of FP17s for the same patient ID Re-attending between 3 & 9 months - Adults	1,336	2,423	55.1%	49.7%	52.9%	51.7%
% of FP17s for Band 1 Urgent Courses	146	2,970	4.9%	10.0%	9.7%	9.2%
% of FP17s Relating to Free Repair or Replacements	7	2,970	0.2%	0.6%	0.6%	0.7%
% of FP17s Relating to Continuations	6	2,970	0.2%	0.5%	0.7%	0.8%
% of Patients satisfied with the dentistry they have received	2	2	N/A	91.6%	93.6%	93.5%
% of Patients satisfied with the time they had to wait for an appointment	2	2	N/A	83.7%	86.3%	87.4%

* This is based on patients treated on this contract for their most recent course of treatment.

Figures in italics indicate the base number of FP17s or Patient Questionnaire responses are less than 100. N/A is shown where the base number of responses is less than 10 during the period. % is calculated as Quantity/Base number*100

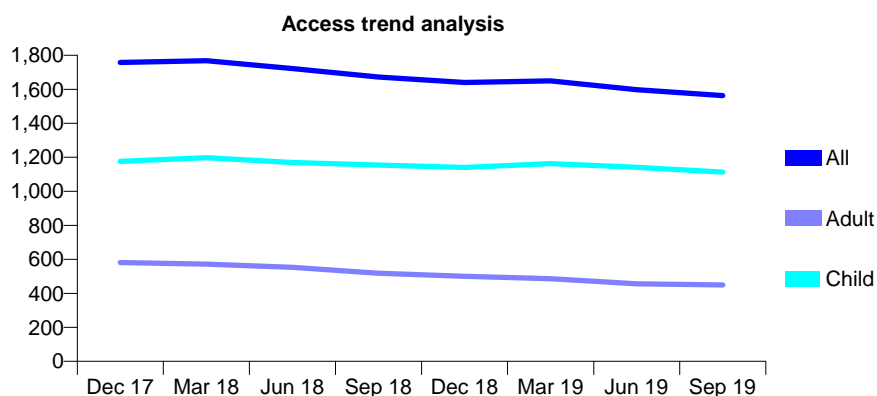
Q69 - Vital Signs At a Glance Contract Report for 151343/0001 - September 2019

Name or company name	York House Dental Practice
Contract type name	GDS Contract
Purpose of contract	General
Contract start date	01/05/2012
Contract end date	

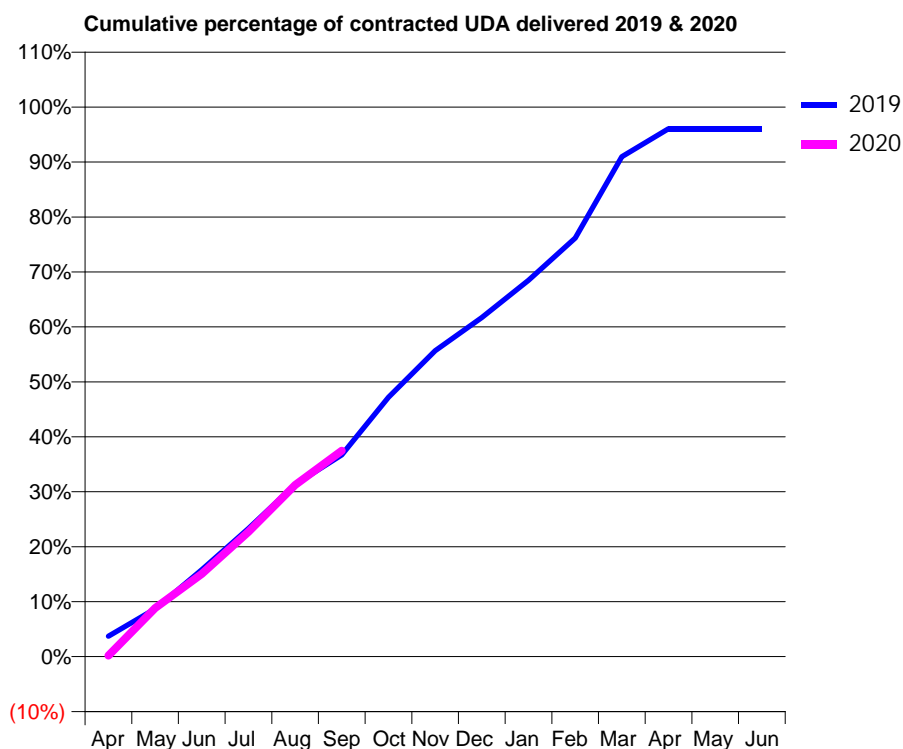
19/20 Contracted general activity (UDA)	3,800
Carry forward general activity (UDA)	137
19/20 Contracted orthodontic activity (UOA)	0
Carry forward orthodontic activity (UOA)	0
Baseline contract value	£94,382.25

ACCESS*

Patients seen in 24 months	Total	Change since previous quarter
Quarter ending September 2018	1,672	
Quarter ending December 2018	1,640	↓
Quarter ending March 2019	1,649	→
Quarter ending June 2019	1,597	↓
Quarter ending September 2019	1,563	↓
Variance since September 2018	(6.5%)	↓



ACTIVITY



Month	Adjusted Scheduled Activity (UDA)	
	2019	2020
April	141	8
May	330	336
June	601	571
July	886	863
August	1,190	1,187
September	1,395	1,423
October	1,793	
November	2,116	
December	2,345	
January	2,602	
February	2,894	
March	3,457	
April	3,651	
May	3,651	
June	3,651	

QUALITY

	Quantity	Base Number	Contract	AT	Region	England
% of FP17s for the same patient ID Re-attending within 3 months - Children	81	940	8.6%	11.2%	10.8%	11.5%
% of FP17s for the same patient ID Re-attending within 3 months - Adults	29	235	12.3%	14.6%	15.2%	15.4%
% of FP17s for the same patient ID Re-attending between 3 & 9 months - Children	638	940	67.9%	59.3%	62.2%	59.7%
% of FP17s for the same patient ID Re-attending between 3 & 9 months - Adults	140	235	59.6%	49.7%	52.9%	51.7%
% of FP17s for Band 1 Urgent Courses	51	1,042	4.9%	10.0%	9.7%	9.2%
% of FP17s Relating to Free Repair or Replacements	0	1,042	0.0%	0.6%	0.6%	0.7%
% of FP17s Relating to Continuations	21	1,042	2.0%	0.5%	0.7%	0.8%
% of Patients satisfied with the dentistry they have received	1	1	N/A	91.6%	93.6%	93.5%
% of Patients satisfied with the time they had to wait for an appointment	1	1	N/A	83.7%	86.3%	87.4%

* This is based on patients treated on this contract for their most recent course of treatment. Figures in italics indicate the base number of FP17s or Patient Questionnaire responses are less than 100. N/A is shown where the base number of responses is less than 10 during the period. % is calculated as Quantity/Base number*100

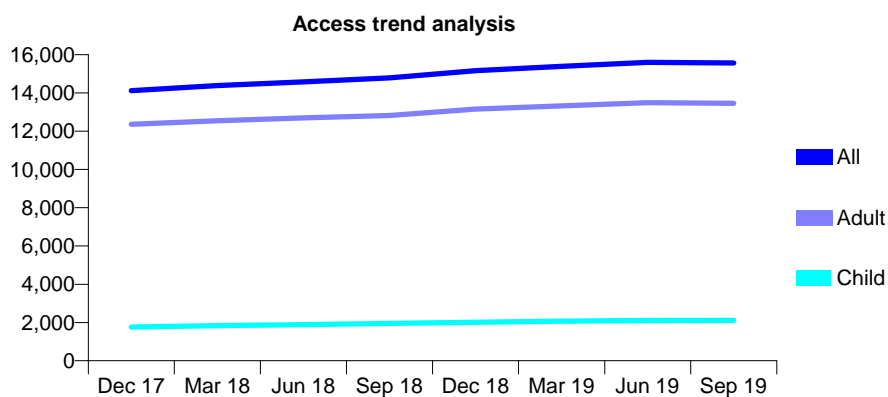
Q69 - Vital Signs At a Glance Contract Report for 152234/0001 - September 2019

Name or company name	Studental Ltd
Contract type name	GDS Contract
Purpose of contract	General
Contract start date	01/04/2009
Contract end date	

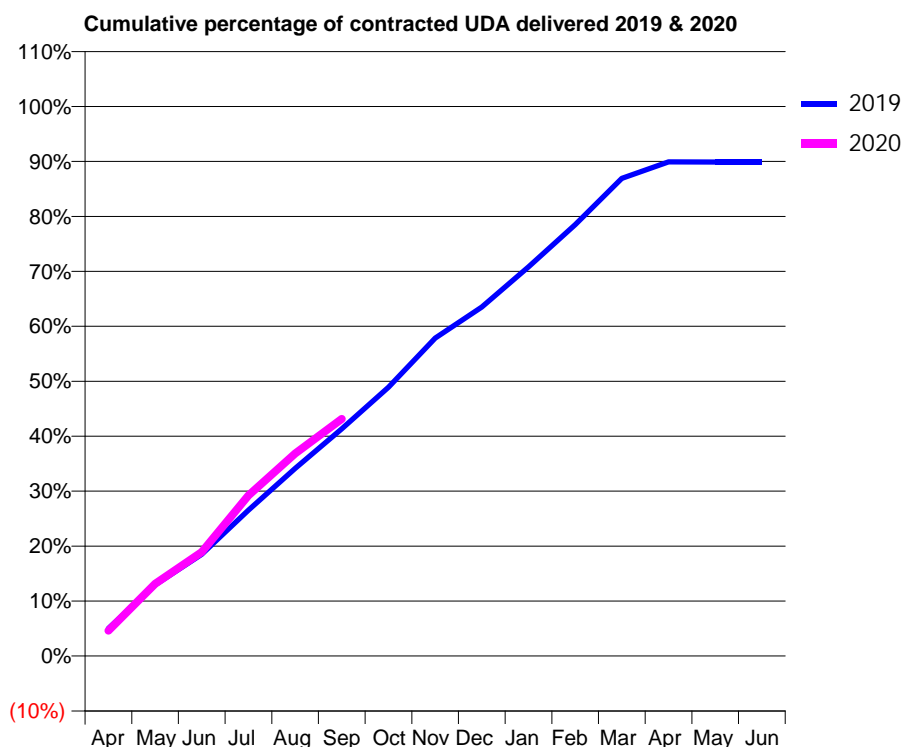
19/20 Contracted general activity (UDA)	34,000
Carry forward general activity (UDA)	0
19/20 Contracted orthodontic activity (UOA)	0
Carry forward orthodontic activity (UOA)	0
Baseline contract value	£893,570.48

ACCESS*

Patients seen in 24 months	Total	Change since previous quarter
Quarter ending September 2018	14,781	
Quarter ending December 2018	15,165	↑
Quarter ending March 2019	15,389	→
Quarter ending June 2019	15,596	→
Quarter ending September 2019	15,566	→
Variance since September 2018	5.3%	↑



ACTIVITY



Month	Adjusted Scheduled Activity (UDA)	
	2019	2020
April	1,712	1,572
May	4,402	4,464
June	6,290	6,429
July	9,033	9,941
August	11,616	12,531
September	14,053	14,663
October	16,626	
November	19,665	
December	21,585	
January	24,071	
February	26,691	
March	29,552	
April	30,573	
May	30,553	
June	30,563	

QUALITY

	Quantity	Base Number	Contract	AT	Region	England
% of FP17s for the same patient ID Re-attending within 3 months - Children	140	1,543	9.1%	11.2%	10.8%	11.5%
% of FP17s for the same patient ID Re-attending within 3 months - Adults	697	6,720	10.4%	14.6%	15.2%	15.4%
% of FP17s for the same patient ID Re-attending between 3 & 9 months - Children	823	1,543	53.3%	59.3%	62.2%	59.7%
% of FP17s for the same patient ID Re-attending between 3 & 9 months - Adults	2,523	6,720	37.5%	49.7%	52.9%	51.7%
% of FP17s for Band 1 Urgent Courses	797	7,678	10.4%	10.0%	9.7%	9.2%
% of FP17s Relating to Free Repair or Replacements	68	7,678	0.9%	0.6%	0.6%	0.7%
% of FP17s Relating to Continuations	34	7,678	0.4%	0.5%	0.7%	0.8%
% of Patients satisfied with the dentistry they have received	3	3	N/A	91.6%	93.6%	93.5%
% of Patients satisfied with the time they had to wait for an appointment	3	3	N/A	83.7%	86.3%	87.4%

* This is based on patients treated on this contract for their most recent course of treatment. Figures in italics indicate the base number of FP17s or Patient Questionnaire responses are less than 100. N/A is shown where the base number of responses is less than 10 during the period. % is calculated as Quantity/Base number*100

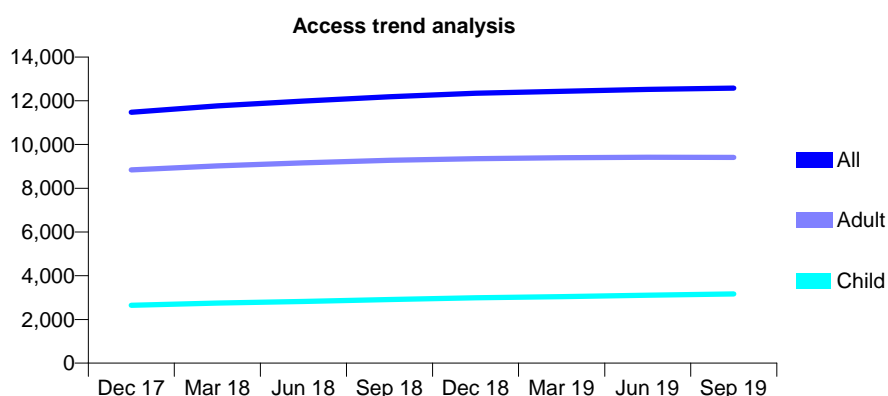
Q69 - Vital Signs At a Glance Contract Report for 152552/0001 - September 2019

Name or company name	Ahmed Aleishaker and Dinah Alshamma
Contract type name	GDS Contract
Purpose of contract	General
Contract start date	01/08/2015
Contract end date	

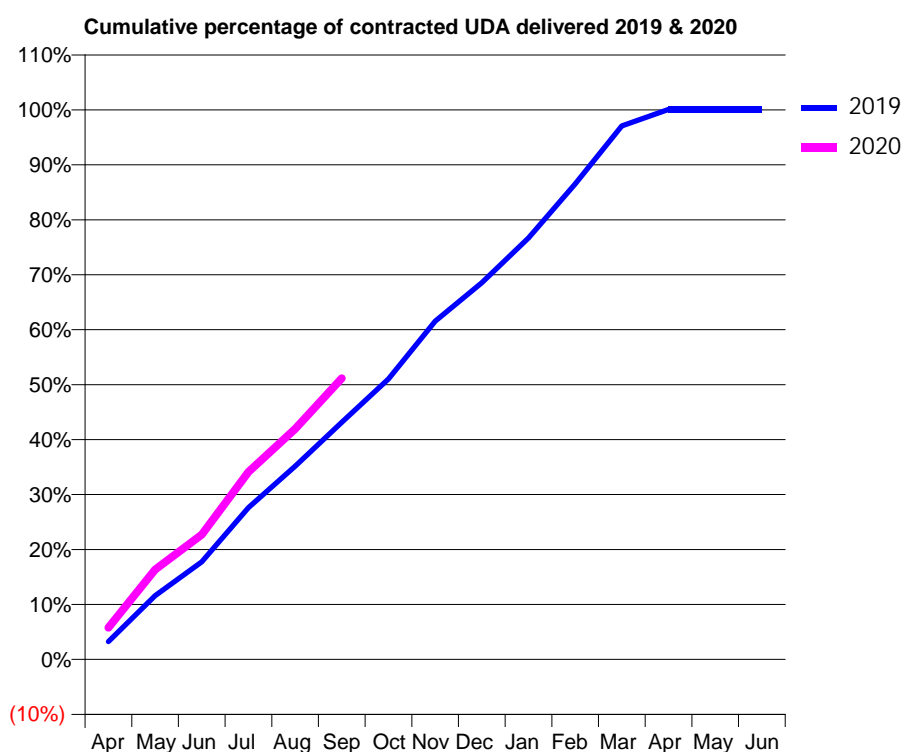
19/20 Contracted general activity (UDA)	27,953
Carry forward general activity (UDA)	-21
19/20 Contracted orthodontic activity (UOA)	0
Carry forward orthodontic activity (UOA)	0
Baseline contract value	£746,739.43

ACCESS*

Patients seen in 24 months	Total	Change since previous quarter
Quarter ending September 2018	12,184	
Quarter ending December 2018	12,343	→
Quarter ending March 2019	12,438	→
Quarter ending June 2019	12,521	→
Quarter ending September 2019	12,580	→
Variance since September 2018	3.3%	↑



ACTIVITY



Month	Adjusted Scheduled Activity (UDA)	
	2019	2020
April	996	1,618
May	3,568	4,572
June	5,458	6,348
July	8,491	9,536
August	10,818	11,722
September	13,259	14,293
October	15,694	
November	18,928	
December	21,072	
January	23,581	
February	26,609	
March	29,847	
April	30,770	
May	30,770	
June	30,770	

QUALITY

	Quantity	Base Number	Contract	AT	Region	England
% of FP17s for the same patient ID Re-attending within 3 months - Children	105	2,318	4.5%	11.2%	10.8%	11.5%
% of FP17s for the same patient ID Re-attending within 3 months - Adults	735	6,447	11.4%	14.6%	15.2%	15.4%
% of FP17s for the same patient ID Re-attending between 3 & 9 months - Children	1,445	2,318	62.3%	59.3%	62.2%	59.7%
% of FP17s for the same patient ID Re-attending between 3 & 9 months - Adults	3,859	6,447	59.9%	49.7%	52.9%	51.7%
% of FP17s for Band 1 Urgent Courses	517	8,233	6.3%	10.0%	9.7%	9.2%
% of FP17s Relating to Free Repair or Replacements	28	8,233	0.3%	0.6%	0.6%	0.7%
% of FP17s Relating to Continuations	61	8,233	0.7%	0.5%	0.7%	0.8%
% of Patients satisfied with the dentistry they have received	5	5	N/A	91.6%	93.6%	93.5%
% of Patients satisfied with the time they had to wait for an appointment	4	5	N/A	83.7%	86.3%	87.4%

* This is based on patients treated on this contract for their most recent course of treatment. Figures in italics indicate the base number of FP17s or Patient Questionnaire responses are less than 100. N/A is shown where the base number of responses is less than 10 during the period. % is calculated as Quantity/Base number*100

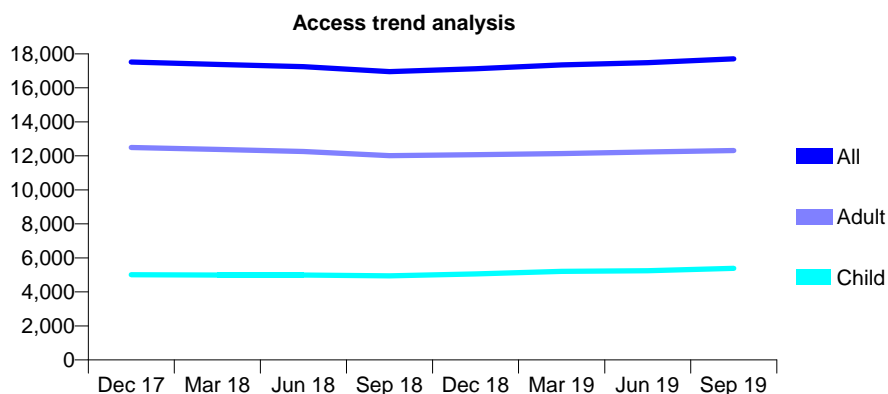
Q69 - Vital Signs At a Glance Contract Report for 153389/0001 - September 2019

Name or company name	Smile Care (Dental) Ltd
Contract type name	GDS Contract
Purpose of contract	General
Contract start date	10/03/2008
Contract end date	

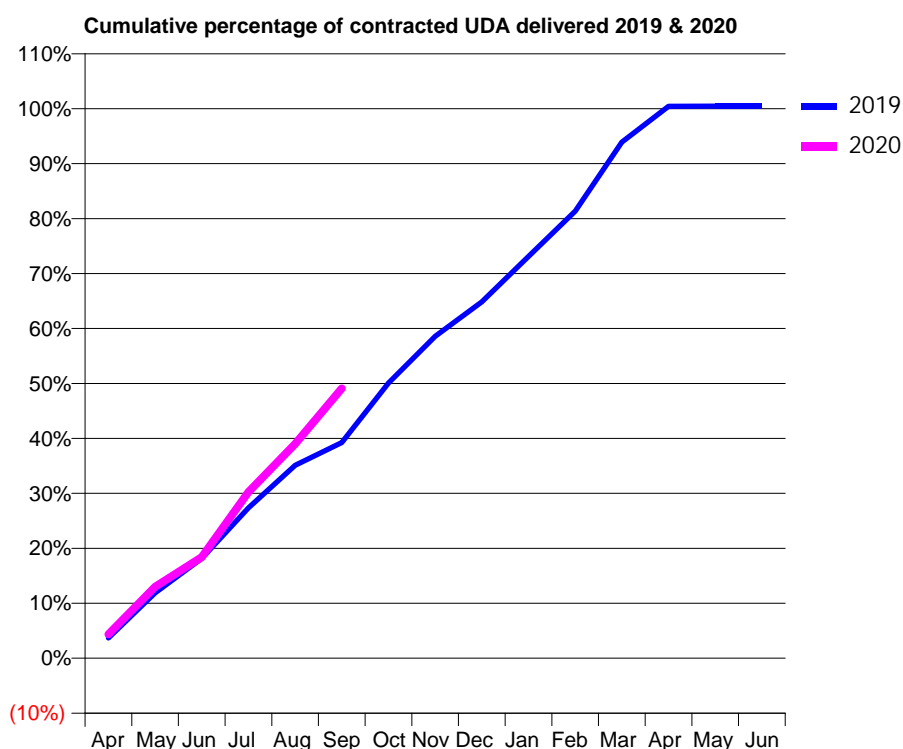
19/20 Contracted general activity (UDA)	45,370
Carry forward general activity (UDA)	-203
19/20 Contracted orthodontic activity (UOA)	0
Carry forward orthodontic activity (UOA)	0
Baseline contract value	£1,255,347.04

ACCESS*

Patients seen in 24 months	Total	Change since previous quarter
Quarter ending September 2018	16,955	
Quarter ending December 2018	17,127	→
Quarter ending March 2019	17,352	→
Quarter ending June 2019	17,483	→
Quarter ending September 2019	17,707	→
Variance since September 2018	4.4%	↑



ACTIVITY



Month	2019	2020
April	1,664	1,978
May	5,396	5,894
June	8,246	8,356
July	12,413	13,723
August	15,924	17,697
September	17,813	22,264
October	22,716	
November	26,576	
December	29,415	
January	33,166	
February	36,911	
March	42,606	
April	45,565	
May	45,578	
June	45,574	

QUALITY

	Quantity	Base Number	Contract	AT	Region	England
% of FP17s for the same patient ID Re-attending within 3 months - Children	301	3,434	8.8%	11.2%	10.8%	11.5%
% of FP17s for the same patient ID Re-attending within 3 months - Adults	1,029	6,539	15.7%	14.6%	15.2%	15.4%
% of FP17s for the same patient ID Re-attending between 3 & 9 months - Children	1,437	3,434	41.8%	59.3%	62.2%	59.7%
% of FP17s for the same patient ID Re-attending between 3 & 9 months - Adults	1,815	6,539	27.8%	49.7%	52.9%	51.7%
% of FP17s for Band 1 Urgent Courses	1,455	8,650	16.8%	10.0%	9.7%	9.2%
% of FP17s Relating to Free Repair or Replacements	63	8,650	0.7%	0.6%	0.6%	0.7%
% of FP17s Relating to Continuations	25	8,650	0.3%	0.5%	0.7%	0.8%
% of Patients satisfied with the dentistry they have received	5	6	N/A	91.6%	93.6%	93.5%
% of Patients satisfied with the time they had to wait for an appointment	6	6	N/A	83.7%	86.3%	87.4%

* This is based on patients treated on this contract for their most recent course of treatment.

Figures in italics indicate the base number of FP17s or Patient Questionnaire responses are less than 100. N/A is shown where the base number of responses is less than 10 during the period. % is calculated as Quantity/Base number*100

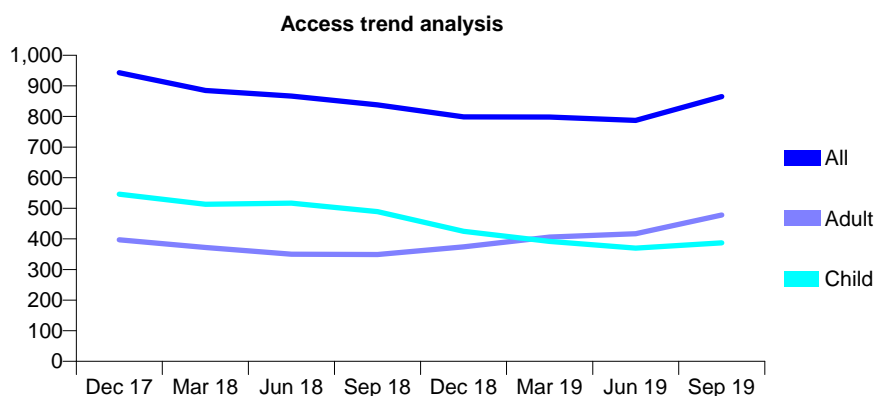
Q69 - Vital Signs At a Glance Contract Report for 154601/0001 - September 2019

Name or company name	Oxfordshire Priority Dental Service
Contract type name	PDS Contract
Purpose of contract	General
Contract start date	01/04/2006
Contract end date	31/03/2021

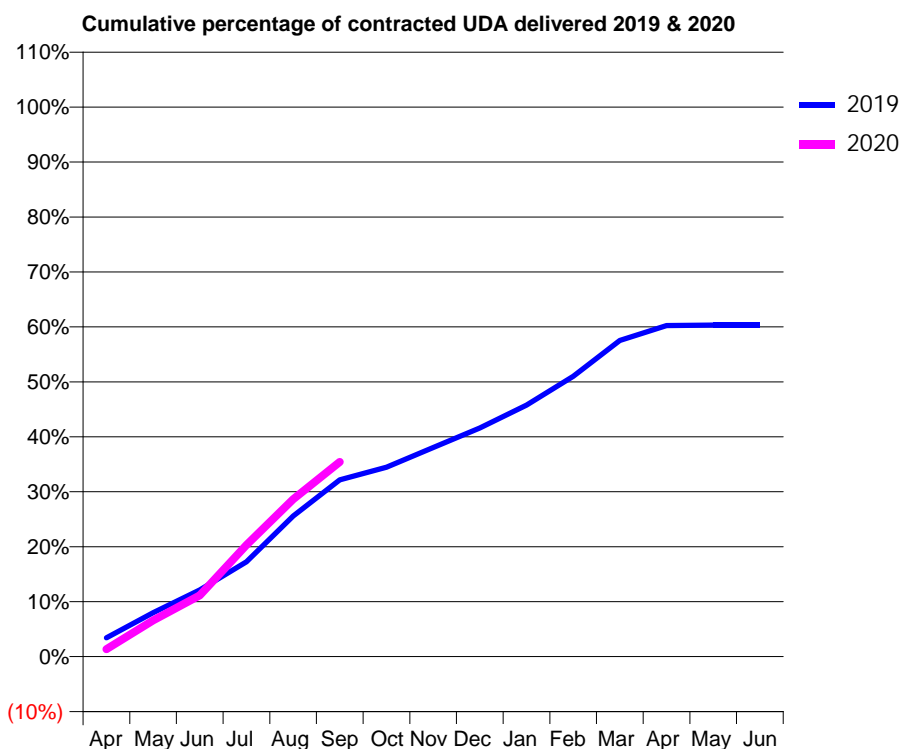
19/20 Contracted general activity (UDA)	3,000
Carry forward general activity (UDA)	0
19/20 Contracted orthodontic activity (UOA)	0
Carry forward orthodontic activity (UOA)	0
Baseline contract value	£0.00

ACCESS*

Patients seen in 24 months	Total	Change since previous quarter
Quarter ending September 2018	838	
Quarter ending December 2018	799	↓
Quarter ending March 2019	798	→
Quarter ending June 2019	787	↓
Quarter ending September 2019	865	↑
Variance since September 2018	3.2%	↑



ACTIVITY



Month	Adjusted Scheduled Activity (UDA)	
	2019	2020
April	103	41
May	240	197
June	364	335
July	518	609
August	768	859
September	965	1,064
October	1,034	
November	1,141	
December	1,248	
January	1,373	
February	1,530	
March	1,726	
April	1,807	
May	1,810	
June	1,810	

QUALITY

	Quantity	Base Number	Contract	AT	Region	England
% of FP17s for the same patient ID Re-attending within 3 months - Children	11	255	4.3%	11.2%	10.8%	11.5%
% of FP17s for the same patient ID Re-attending within 3 months - Adults	29	373	7.8%	14.6%	15.2%	15.4%
% of FP17s for the same patient ID Re-attending between 3 & 9 months - Children	60	255	23.5%	59.3%	62.2%	59.7%
% of FP17s for the same patient ID Re-attending between 3 & 9 months - Adults	49	373	13.1%	49.7%	52.9%	51.7%
% of FP17s for Band 1 Urgent Courses	153	591	25.9%	10.0%	9.7%	9.2%
% of FP17s Relating to Free Repair or Replacements	0	591	0.0%	0.6%	0.6%	0.7%
% of FP17s Relating to Continuations	6	591	1.0%	0.5%	0.7%	0.8%
% of Patients satisfied with the dentistry they have received	0	0	N/A	91.6%	93.6%	93.5%
% of Patients satisfied with the time they had to wait for an appointment	0	0	N/A	83.7%	86.3%	87.4%

* This is based on patients treated on this contract for their most recent course of treatment. Figures in italics indicate the base number of FP17s or Patient Questionnaire responses are less than 100. N/A is shown where the base number of responses is less than 10 during the period. % is calculated as Quantity/Base number*100

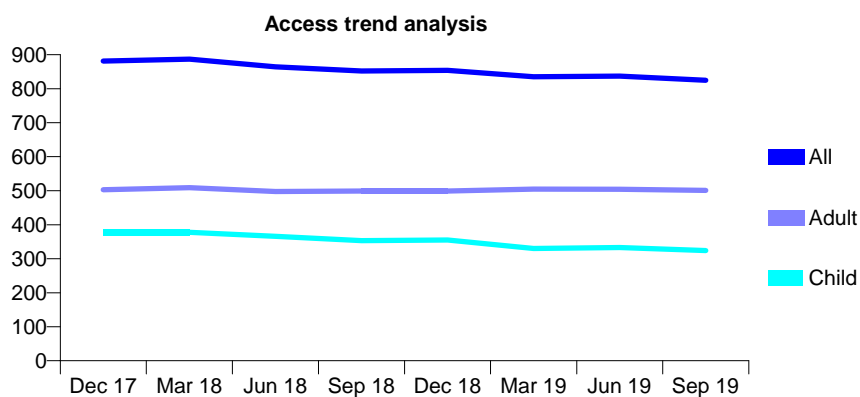
Q69 - Vital Signs At a Glance Contract Report for 154601/0002 - September 2019

Name or company name	Oxfordshire Priority Dental Service
Contract type name	PDS Contract
Purpose of contract	General and Orthodontic
Contract start date	01/04/2006
Contract end date	31/03/2021

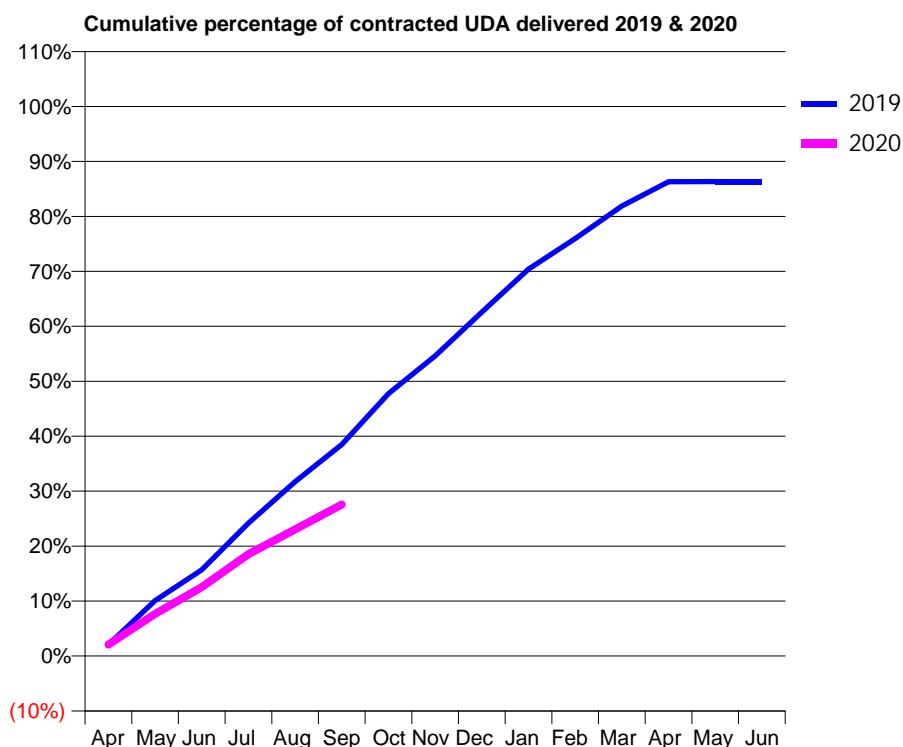
19/20 Contracted general activity (UDA)	4,000
Carry forward general activity (UDA)	0
19/20 Contracted orthodontic activity (UOA)	1,350
Carry forward orthodontic activity (UOA)	0
Baseline contract value	£0.00

ACCESS*

Patients seen in 24 months	Total	Change since previous quarter
Quarter ending September 2018	852	
Quarter ending December 2018	854	→
Quarter ending March 2019	835	↓
Quarter ending June 2019	837	→
Quarter ending September 2019	825	↓
Variance since September 2018	(3.2%)	↓



ACTIVITY



Month	Adjusted Scheduled Activity (UDA)	
	2019	2020
April	84	84
May	404	307
June	628	501
July	967	741
August	1,269	923
September	1,540	1,102
October	1,909	
November	2,185	
December	2,503	
January	2,816	
February	3,039	
March	3,275	
April	3,452	
May	3,453	
June	3,453	

QUALITY

	Quantity	Base Number	Contract	AT	Region	England
% of FP17s for the same patient ID Re-attending within 3 months - Children	42	406	10.3%	11.2%	10.8%	11.5%
% of FP17s for the same patient ID Re-attending within 3 months - Adults	38	333	11.4%	14.6%	15.2%	15.4%
% of FP17s for the same patient ID Re-attending between 3 & 9 months - Children	92	406	22.7%	59.3%	62.2%	59.7%
% of FP17s for the same patient ID Re-attending between 3 & 9 months - Adults	96	333	28.8%	49.7%	52.9%	51.7%
% of FP17s for Band 1 Urgent Courses	55	601	9.2%	10.0%	9.7%	9.2%
% of FP17s Relating to Free Repair or Replacements	0	601	0.0%	0.6%	0.6%	0.7%
% of FP17s Relating to Continuations	9	601	1.5%	0.5%	0.7%	0.8%
% of Patients satisfied with the dentistry they have received	0	0	N/A	91.6%	93.6%	93.5%
% of Patients satisfied with the time they had to wait for an appointment	0	0	N/A	83.7%	86.3%	87.4%

* This is based on patients treated on this contract for their most recent course of treatment. Figures in italics indicate the base number of FP17s or Patient Questionnaire responses are less than 100. N/A is shown where the base number of responses is less than 10 during the period. % is calculated as Quantity/Base number*100

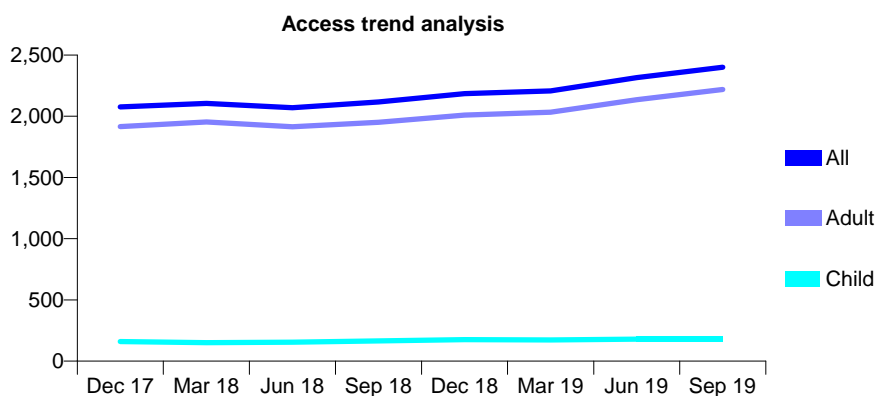
Q69 - Vital Signs At a Glance Contract Report for 154601/0003 - September 2019

Name or company name	Oxfordshire Priority Dental Service
Contract type name	PDS Contract
Purpose of contract	General
Contract start date	01/04/2006
Contract end date	31/03/2021

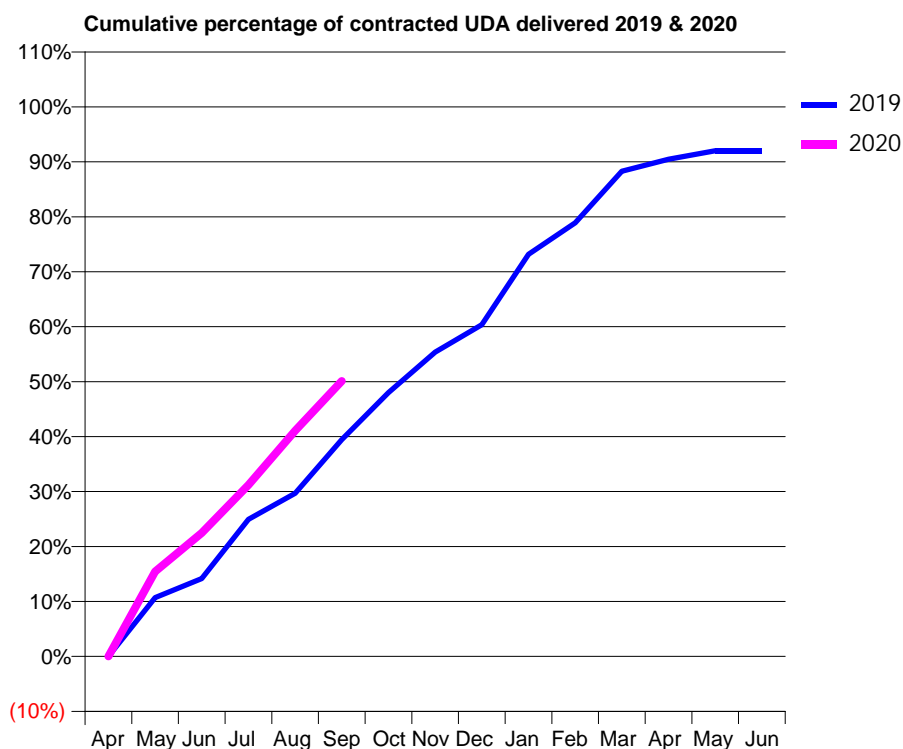
19/20 Contracted general activity (UDA)	4,000
Carry forward general activity (UDA)	0
19/20 Contracted orthodontic activity (UOA)	0
Carry forward orthodontic activity (UOA)	0
Baseline contract value	£0.00

ACCESS*

Patients seen in 24 months	Total	Change since previous quarter
Quarter ending September 2018	2,117	
Quarter ending December 2018	2,185	↑
Quarter ending March 2019	2,207	→
Quarter ending June 2019	2,315	↑
Quarter ending September 2019	2,400	↑
Variance since September 2018	13.4%	↑



ACTIVITY



Month	2019	2020
April	0	0
May	428	618
June	568	899
July	998	1,248
August	1,188	1,643
September	1,578	2,004
October	1,921	
November	2,214	
December	2,415	
January	2,927	
February	3,156	
March	3,532	
April	3,620	
May	3,681	
June	3,681	

QUALITY

	Quantity	Base Number	Contract	AT	Region	England
% of FP17s for the same patient ID Re-attending within 3 months - Children	2	191	1.0%	11.2%	10.8%	11.5%
% of FP17s for the same patient ID Re-attending within 3 months - Adults	51	1,620	3.1%	14.6%	15.2%	15.4%
% of FP17s for the same patient ID Re-attending between 3 & 9 months - Children	1	191	0.5%	59.3%	62.2%	59.7%
% of FP17s for the same patient ID Re-attending between 3 & 9 months - Adults	22	1,620	1.4%	49.7%	52.9%	51.7%
% of FP17s for Band 1 Urgent Courses	1,517	1,686	90.0%	10.0%	9.7%	9.2%
% of FP17s Relating to Free Repair or Replacements	0	1,686	0.0%	0.6%	0.6%	0.7%
% of FP17s Relating to Continuations	2	1,686	0.1%	0.5%	0.7%	0.8%
% of Patients satisfied with the dentistry they have received	1	1	N/A	91.6%	93.6%	93.5%
% of Patients satisfied with the time they had to wait for an appointment	1	1	N/A	83.7%	86.3%	87.4%

* This is based on patients treated on this contract for their most recent course of treatment. Figures in italics indicate the base number of FP17s or Patient Questionnaire responses are less than 100. N/A is shown where the base number of responses is less than 10 during the period. % is calculated as Quantity/Base number*100

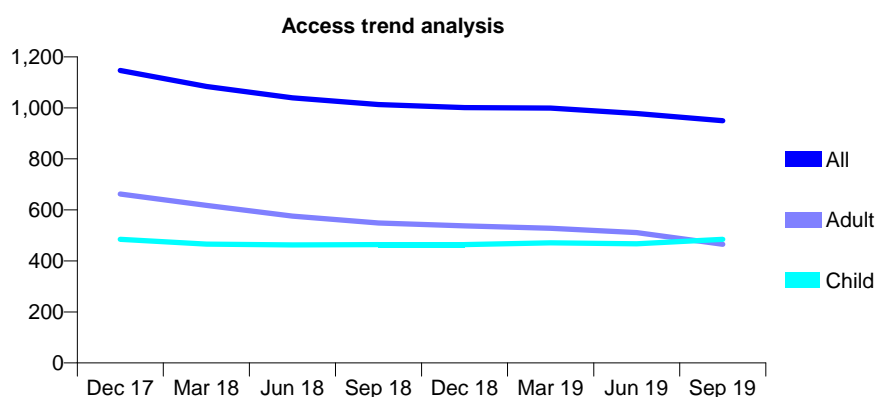
Q69 - Vital Signs At a Glance Contract Report for 154601/0004 - September 2019

Name or company name	Oxfordshire Priority Dental Service
Contract type name	PDS Contract
Purpose of contract	General
Contract start date	01/04/2006
Contract end date	31/03/2021

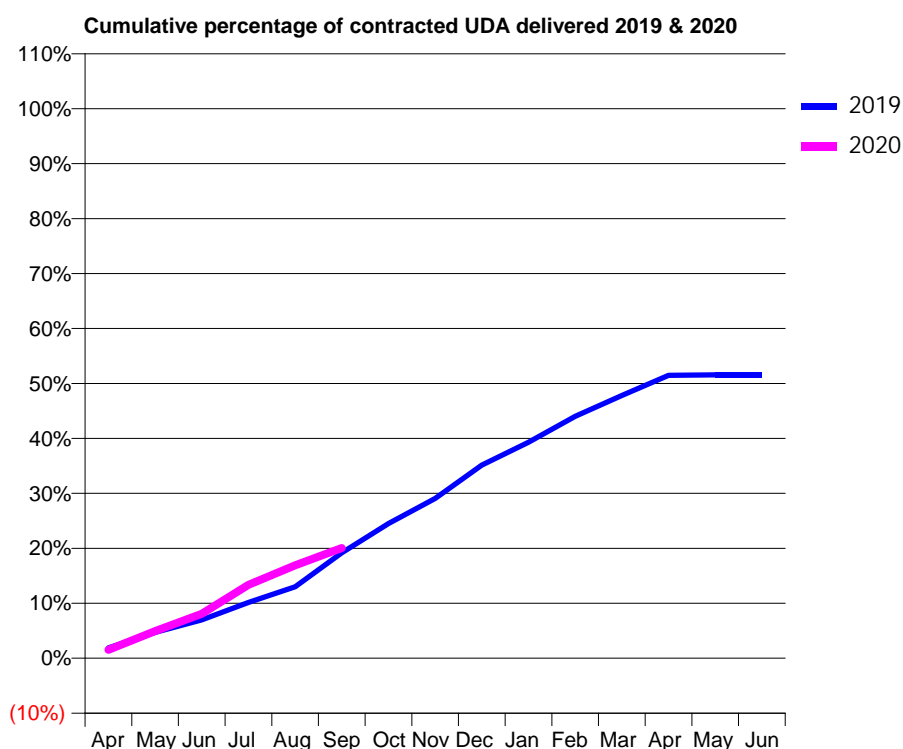
19/20 Contracted general activity (UDA)	5,000
Carry forward general activity (UDA)	0
19/20 Contracted orthodontic activity (UOA)	0
Carry forward orthodontic activity (UOA)	0
Baseline contract value	£0.00

ACCESS*

Patients seen in 24 months	Total	Change since previous quarter
Quarter ending September 2018	1,013	
Quarter ending December 2018	1,001	↓
Quarter ending March 2019	999	→
Quarter ending June 2019	978	↓
Quarter ending September 2019	950	↓
Variance since September 2018	(6.2%)	↓



ACTIVITY



Month	2019	2020
April	94	77
May	235	247
June	349	405
July	508	668
August	651	845
September	959	1,003
October	1,226	
November	1,454	
December	1,758	
January	1,965	
February	2,202	
March	2,391	
April	2,575	
May	2,578	
June	2,578	

QUALITY

	Quantity	Base Number	Contract	AT	Region	England
% of FP17s for the same patient ID Re-attending within 3 months - Children	44	432	10.2%	11.2%	10.8%	11.5%
% of FP17s for the same patient ID Re-attending within 3 months - Adults	32	256	12.5%	14.6%	15.2%	15.4%
% of FP17s for the same patient ID Re-attending between 3 & 9 months - Children	148	432	34.3%	59.3%	62.2%	59.7%
% of FP17s for the same patient ID Re-attending between 3 & 9 months - Adults	56	256	21.9%	49.7%	52.9%	51.7%
% of FP17s for Band 1 Urgent Courses	80	613	13.1%	10.0%	9.7%	9.2%
% of FP17s Relating to Free Repair or Replacements	0	613	0.0%	0.6%	0.6%	0.7%
% of FP17s Relating to Continuations	9	613	1.5%	0.5%	0.7%	0.8%
% of Patients satisfied with the dentistry they have received	0	0	N/A	91.6%	93.6%	93.5%
% of Patients satisfied with the time they had to wait for an appointment	0	0	N/A	83.7%	86.3%	87.4%

* This is based on patients treated on this contract for their most recent course of treatment.

Figures in italics indicate the base number of FP17s or Patient Questionnaire responses are less than 100. N/A is shown where the base number of responses is less than 10 during the period. % is calculated as Quantity/Base number*100

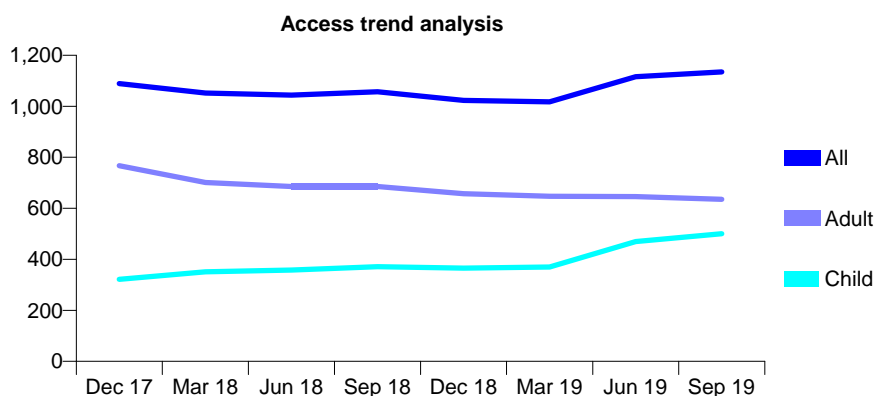
Q69 - Vital Signs At a Glance Contract Report for 154601/0006 - September 2019

Name or company name	Oxfordshire Priority Dental Service
Contract type name	PDS Contract
Purpose of contract	General
Contract start date	01/04/2006
Contract end date	31/03/2021

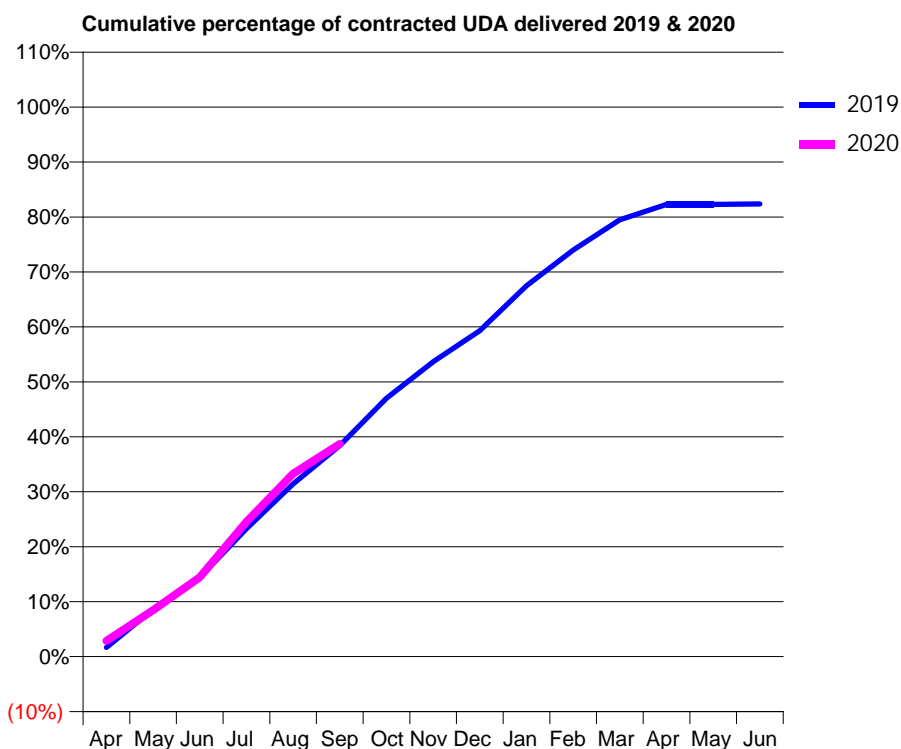
19/20 Contracted general activity (UDA)	4,000
Carry forward general activity (UDA)	0
19/20 Contracted orthodontic activity (UOA)	0
Carry forward orthodontic activity (UOA)	0
Baseline contract value	£0.00

ACCESS*

Patients seen in 24 months	Total	Change since previous quarter
Quarter ending September 2018	1,057	
Quarter ending December 2018	1,023	↓
Quarter ending March 2019	1,017	→
Quarter ending June 2019	1,116	↑
Quarter ending September 2019	1,135	→
Variance since September 2018	7.4%	↑



ACTIVITY



Month	Adjusted Scheduled Activity (UDA)	
	2019	2020
April	68	115
May	344	339
June	576	577
July	931	982
August	1,258	1,332
September	1,536	1,548
October	1,881	
November	2,146	
December	2,373	
January	2,700	
February	2,959	
March	3,179	
April	3,291	
May	3,291	
June	3,295	

QUALITY

	Quantity	Base Number	Contract	AT	Region	England
% of FP17s for the same patient ID Re-attending within 3 months - Children	43	612	7.0%	11.2%	10.8%	11.5%
% of FP17s for the same patient ID Re-attending within 3 months - Adults	32	415	7.7%	14.6%	15.2%	15.4%
% of FP17s for the same patient ID Re-attending between 3 & 9 months - Children	156	612	25.5%	59.3%	62.2%	59.7%
% of FP17s for the same patient ID Re-attending between 3 & 9 months - Adults	157	415	37.8%	49.7%	52.9%	51.7%
% of FP17s for Band 1 Urgent Courses	65	944	6.9%	10.0%	9.7%	9.2%
% of FP17s Relating to Free Repair or Replacements	0	944	0.0%	0.6%	0.6%	0.7%
% of FP17s Relating to Continuations	3	944	0.3%	0.5%	0.7%	0.8%
% of Patients satisfied with the dentistry they have received	0	0	N/A	91.6%	93.6%	93.5%
% of Patients satisfied with the time they had to wait for an appointment	0	0	N/A	83.7%	86.3%	87.4%

* This is based on patients treated on this contract for their most recent course of treatment. Figures in italics indicate the base number of FP17s or Patient Questionnaire responses are less than 100. N/A is shown where the base number of responses is less than 10 during the period. % is calculated as Quantity/Base number*100

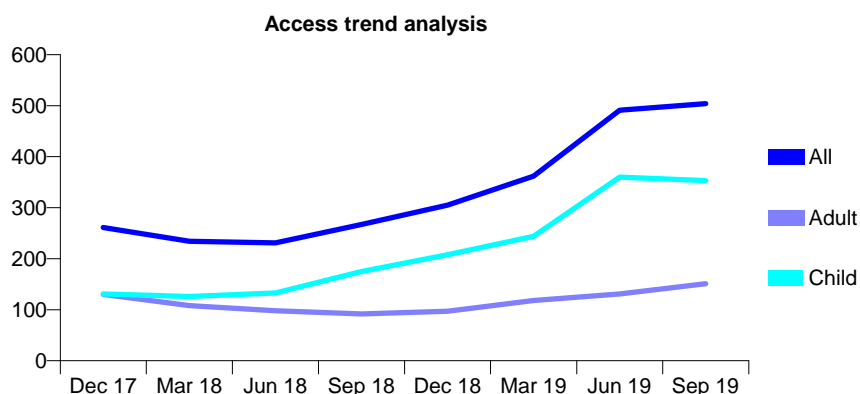
Q69 - Vital Signs At a Glance Contract Report for 154601/0007 - September 2019

Name or company name	Oxfordshire Priority Dental Service
Contract type name	PDS Contract
Purpose of contract	General
Contract start date	01/04/2006
Contract end date	31/03/2021

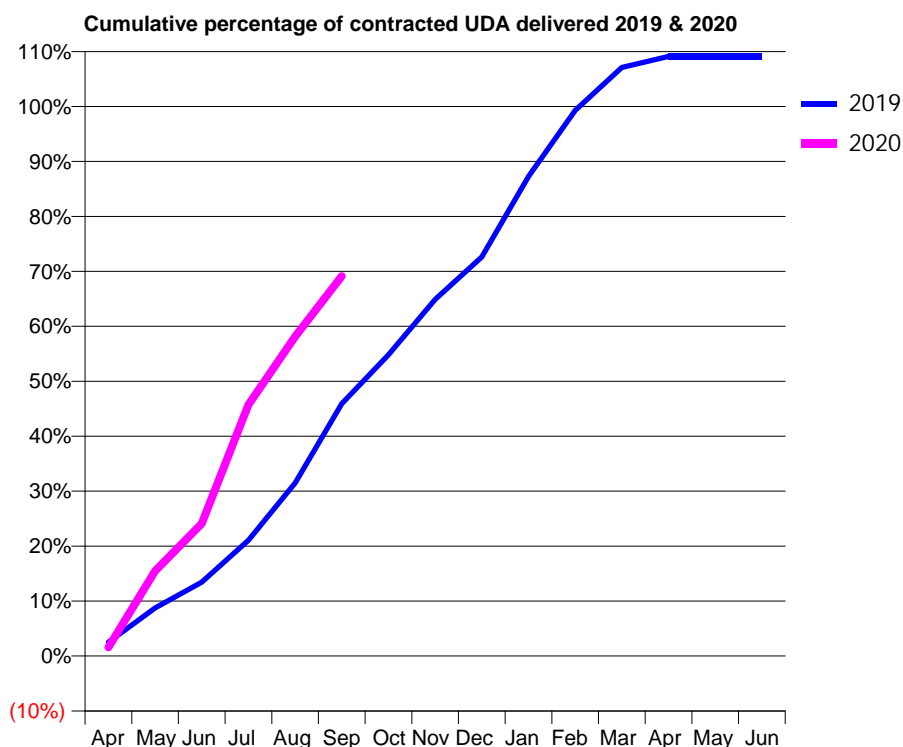
19/20 Contracted general activity (UDA)	1,000
Carry forward general activity (UDA)	0
19/20 Contracted orthodontic activity (UOA)	0
Carry forward orthodontic activity (UOA)	0
Baseline contract value	£0.00

ACCESS*

Patients seen in 24 months	Total	Change since previous quarter
Quarter ending September 2018	267	
Quarter ending December 2018	305	↑
Quarter ending March 2019	362	↑
Quarter ending June 2019	491	↑
Quarter ending September 2019	504	↑
Variance since September 2018	88.8%	↑



ACTIVITY



Month	Adjusted Scheduled Activity (UDA)	
	2019	2020
April	25	16
May	87	155
June	135	241
July	211	457
August	315	582
September	459	691
October	548	
November	649	
December	726	
January	873	
February	993	
March	1,071	
April	1,091	
May	1,091	
June	1,091	

QUALITY

	Quantity	Base Number	Contract	AT	Region	England
% of FP17s for the same patient ID Re-attending within 3 months - Children	29	373	7.8%	11.2%	10.8%	11.5%
% of FP17s for the same patient ID Re-attending within 3 months - Adults	7	83	8.4%	14.6%	15.2%	15.4%
% of FP17s for the same patient ID Re-attending between 3 & 9 months - Children	134	373	35.9%	59.3%	62.2%	59.7%
% of FP17s for the same patient ID Re-attending between 3 & 9 months - Adults	30	83	36.1%	49.7%	52.9%	51.7%
% of FP17s for Band 1 Urgent Courses	6	433	1.4%	10.0%	9.7%	9.2%
% of FP17s Relating to Free Repair or Replacements	0	433	0.0%	0.6%	0.6%	0.7%
% of FP17s Relating to Continuations	2	433	0.5%	0.5%	0.7%	0.8%
% of Patients satisfied with the dentistry they have received	0	0	N/A	91.6%	93.6%	93.5%
% of Patients satisfied with the time they had to wait for an appointment	0	0	N/A	83.7%	86.3%	87.4%

* This is based on patients treated on this contract for their most recent course of treatment. Figures in italics indicate the base number of FP17s or Patient Questionnaire responses are less than 100. N/A is shown where the base number of responses is less than 10 during the period. % is calculated as Quantity/Base number*100

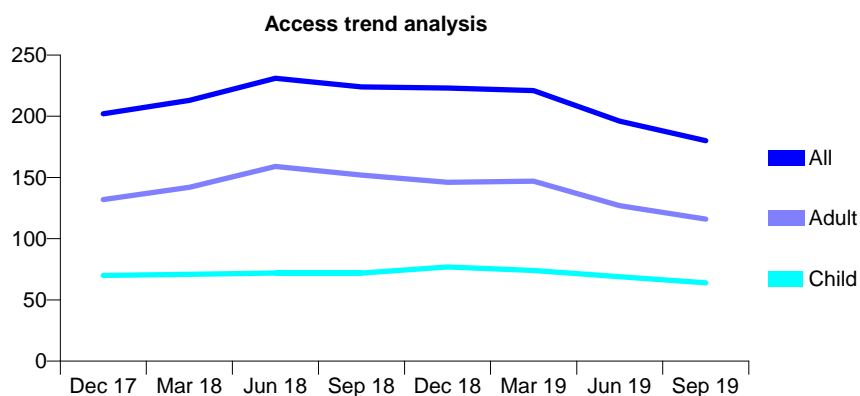
Q69 - Vital Signs At a Glance Contract Report for 154601/0008 - September 2019

Name or company name	Oxfordshire Priority Dental Service
Contract type name	PDS Contract
Purpose of contract	General
Contract start date	01/04/2006
Contract end date	31/03/2021

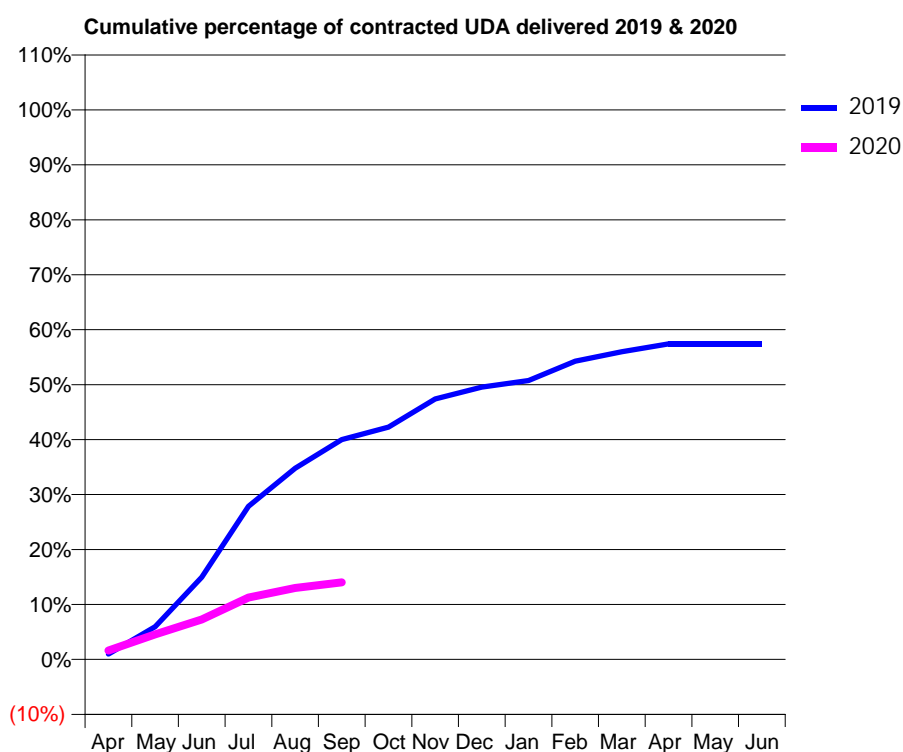
19/20 Contracted general activity (UDA)	925
Carry forward general activity (UDA)	0
19/20 Contracted orthodontic activity (UOA)	0
Carry forward orthodontic activity (UOA)	0
Baseline contract value	£0.00

ACCESS*

Patients seen in 24 months	Total	Change since previous quarter
Quarter ending September 2018	224	
Quarter ending December 2018	223	→
Quarter ending March 2019	221	→
Quarter ending June 2019	196	↓
Quarter ending September 2019	180	↓
Variance since September 2018	(19.6%)	↓



ACTIVITY



Month	Adjusted Scheduled Activity (UDA)	
	2019	2020
April	9	15
May	55	42
June	138	67
July	258	104
August	322	120
September	370	130
October	391	
November	438	
December	458	
January	469	
February	502	
March	518	
April	531	
May	531	
June	531	

QUALITY

	Quantity	Base Number	Contract	AT	Region	England
% of FP17s for the same patient ID Re-attending within 3 months - Children	3	53	5.7%	11.2%	10.8%	11.5%
% of FP17s for the same patient ID Re-attending within 3 months - Adults	1	34	2.9%	14.6%	15.2%	15.4%
% of FP17s for the same patient ID Re-attending between 3 & 9 months - Children	13	53	24.5%	59.3%	62.2%	59.7%
% of FP17s for the same patient ID Re-attending between 3 & 9 months - Adults	13	34	38.2%	49.7%	52.9%	51.7%
% of FP17s for Band 1 Urgent Courses	3	75	4.0%	10.0%	9.7%	9.2%
% of FP17s Relating to Free Repair or Replacements	0	75	0.0%	0.6%	0.6%	0.7%
% of FP17s Relating to Continuations	0	75	0.0%	0.5%	0.7%	0.8%
% of Patients satisfied with the dentistry they have received	0	0	N/A	91.6%	93.6%	93.5%
% of Patients satisfied with the time they had to wait for an appointment	0	0	N/A	83.7%	86.3%	87.4%

* This is based on patients treated on this contract for their most recent course of treatment. Figures in italics indicate the base number of FP17s or Patient Questionnaire responses are less than 100. N/A is shown where the base number of responses is less than 10 during the period. % is calculated as Quantity/Base number*100

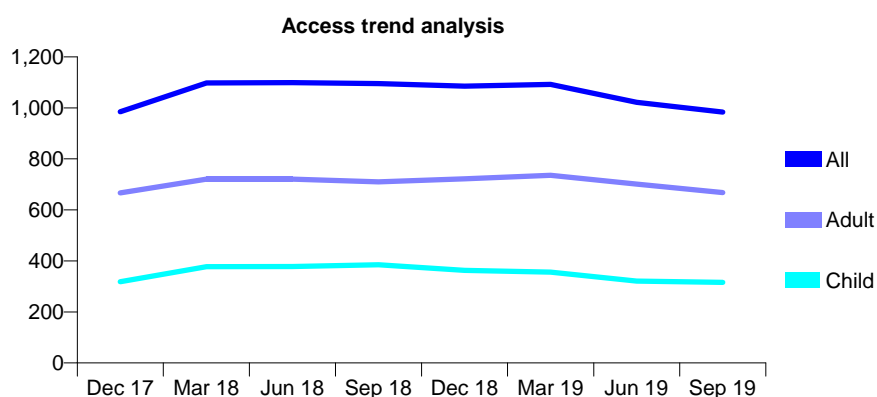
Q69 - Vital Signs At a Glance Contract Report for 154601/0009 - September 2019

Name or company name	Oxfordshire Priority Dental Service
Contract type name	PDS Contract
Purpose of contract	General
Contract start date	01/04/2006
Contract end date	31/03/2021

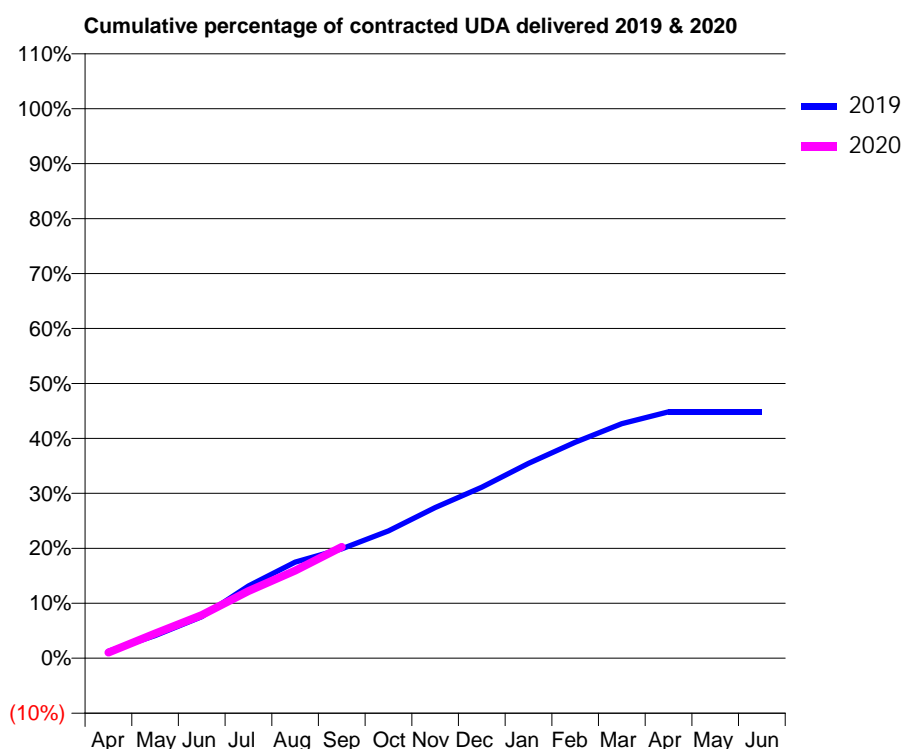
19/20 Contracted general activity (UDA)	6,000
Carry forward general activity (UDA)	0
19/20 Contracted orthodontic activity (UOA)	0
Carry forward orthodontic activity (UOA)	0
Baseline contract value	£0.00

ACCESS*

Patients seen in 24 months	Total	Change since previous quarter
Quarter ending September 2018	1,095	
Quarter ending December 2018	1,085	→
Quarter ending March 2019	1,092	→
Quarter ending June 2019	1,022	↓
Quarter ending September 2019	984	↓
Variance since September 2018	(10.1%)	↓



ACTIVITY



Month	2019	2020
April	77	62
May	247	271
June	453	470
July	789	733
August	1,049	957
September	1,195	1,215
October	1,389	
November	1,645	
December	1,867	
January	2,127	
February	2,358	
March	2,560	
April	2,689	
May	2,689	
June	2,689	

QUALITY

	Quantity	Base Number	Contract	AT	Region	England
% of FP17s for the same patient ID Re-attending within 3 months - Children	32	300	10.7%	11.2%	10.8%	11.5%
% of FP17s for the same patient ID Re-attending within 3 months - Adults	50	417	12.0%	14.6%	15.2%	15.4%
% of FP17s for the same patient ID Re-attending between 3 & 9 months - Children	90	300	30.0%	59.3%	62.2%	59.7%
% of FP17s for the same patient ID Re-attending between 3 & 9 months - Adults	141	417	33.8%	49.7%	52.9%	51.7%
% of FP17s for Band 1 Urgent Courses	94	646	14.6%	10.0%	9.7%	9.2%
% of FP17s Relating to Free Repair or Replacements	0	646	0.0%	0.6%	0.6%	0.7%
% of FP17s Relating to Continuations	10	646	1.5%	0.5%	0.7%	0.8%
% of Patients satisfied with the dentistry they have received	0	0	N/A	91.6%	93.6%	93.5%
% of Patients satisfied with the time they had to wait for an appointment	0	0	N/A	83.7%	86.3%	87.4%

* This is based on patients treated on this contract for their most recent course of treatment.

Figures in italics indicate the base number of FP17s or Patient Questionnaire responses are less than 100. N/A is shown where the base number of responses is less than 10 during the period. % is calculated as Quantity/Base number*100

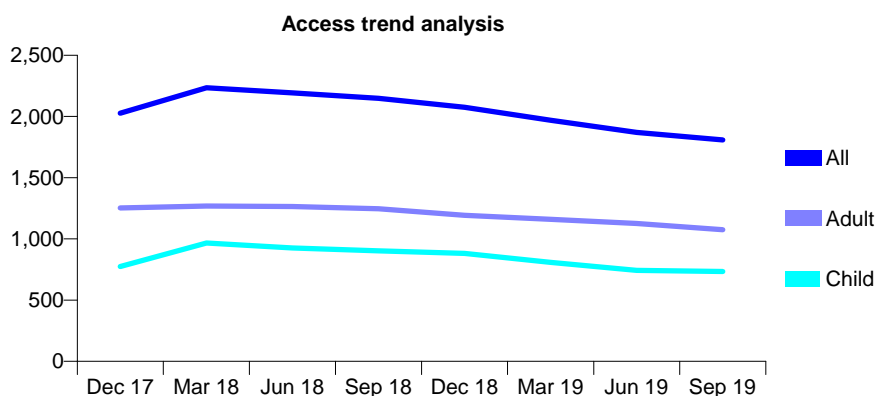
Q69 - Vital Signs At a Glance Contract Report for 154601/0010 - September 2019

Name or company name	Oxfordshire Priority Dental Service
Contract type name	PDS Contract
Purpose of contract	General
Contract start date	01/04/2006
Contract end date	31/03/2021

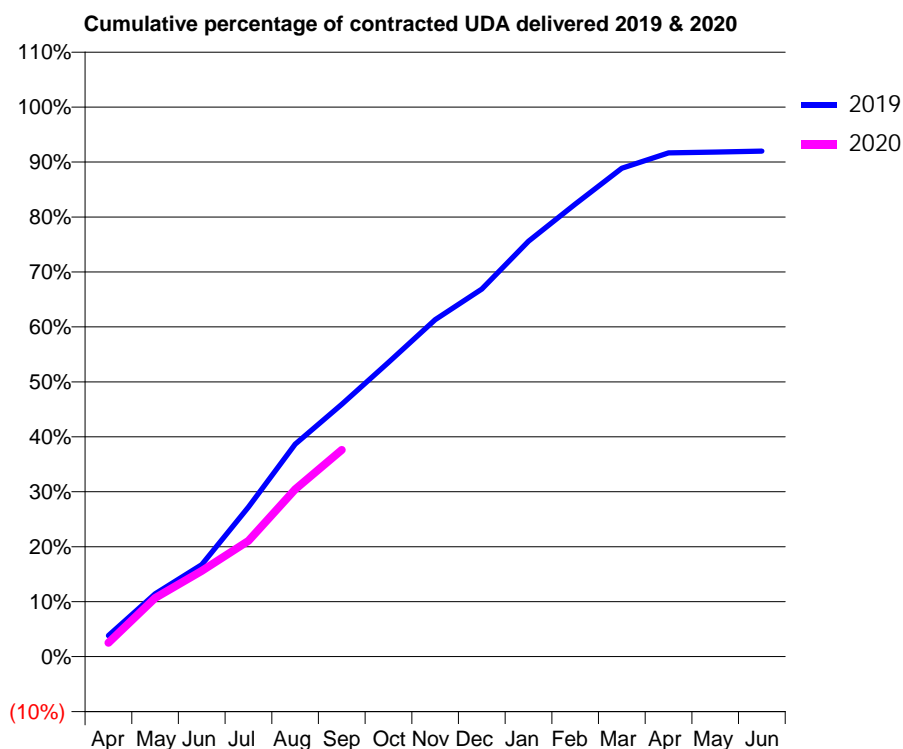
19/20 Contracted general activity (UDA)	5,900
Carry forward general activity (UDA)	0
19/20 Contracted orthodontic activity (UOA)	0
Carry forward orthodontic activity (UOA)	0
Baseline contract value	£0.00

ACCESS*

Patients seen in 24 months	Total	Change since previous quarter
Quarter ending September 2018	2,149	
Quarter ending December 2018	2,075	↓
Quarter ending March 2019	1,969	↓
Quarter ending June 2019	1,870	↓
Quarter ending September 2019	1,809	↓
Variance since September 2018	(15.8%)	↓



ACTIVITY



Month	Adjusted Scheduled Activity (UDA)	
	2019	2020
April	227	149
May	675	630
June	987	920
July	1,605	1,243
August	2,282	1,796
September	2,709	2,220
October	3,160	
November	3,617	
December	3,945	
January	4,459	
February	4,858	
March	5,244	
April	5,408	
May	5,417	
June	5,427	

QUALITY

	Quantity	Base Number	Contract	AT	Region	England
% of FP17s for the same patient ID Re-attending within 3 months - Children	59	692	8.5%	11.2%	10.8%	11.5%
% of FP17s for the same patient ID Re-attending within 3 months - Adults	58	562	10.3%	14.6%	15.2%	15.4%
% of FP17s for the same patient ID Re-attending between 3 & 9 months - Children	251	692	36.3%	59.3%	62.2%	59.7%
% of FP17s for the same patient ID Re-attending between 3 & 9 months - Adults	164	562	29.2%	49.7%	52.9%	51.7%
% of FP17s for Band 1 Urgent Courses	125	1,158	10.8%	10.0%	9.7%	9.2%
% of FP17s Relating to Free Repair or Replacements	0	1,158	0.0%	0.6%	0.6%	0.7%
% of FP17s Relating to Continuations	18	1,158	1.6%	0.5%	0.7%	0.8%
% of Patients satisfied with the dentistry they have received	0	0	N/A	91.6%	93.6%	93.5%
% of Patients satisfied with the time they had to wait for an appointment	0	0	N/A	83.7%	86.3%	87.4%

* This is based on patients treated on this contract for their most recent course of treatment. Figures in italics indicate the base number of FP17s or Patient Questionnaire responses are less than 100. N/A is shown where the base number of responses is less than 10 during the period. % is calculated as Quantity/Base number*100

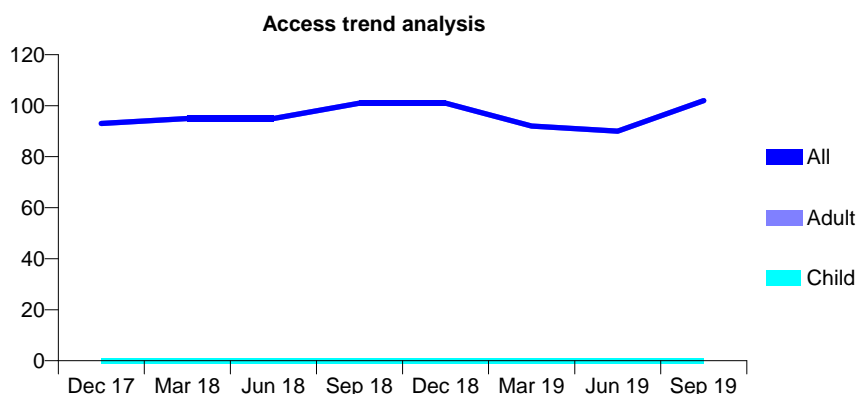
Q69 - Vital Signs At a Glance Contract Report for 154601/0012 - September 2019

Name or company name	Oxfordshire Priority Dental Service
Contract type name	PDS Contract
Purpose of contract	General
Contract start date	01/04/2006
Contract end date	31/03/2021

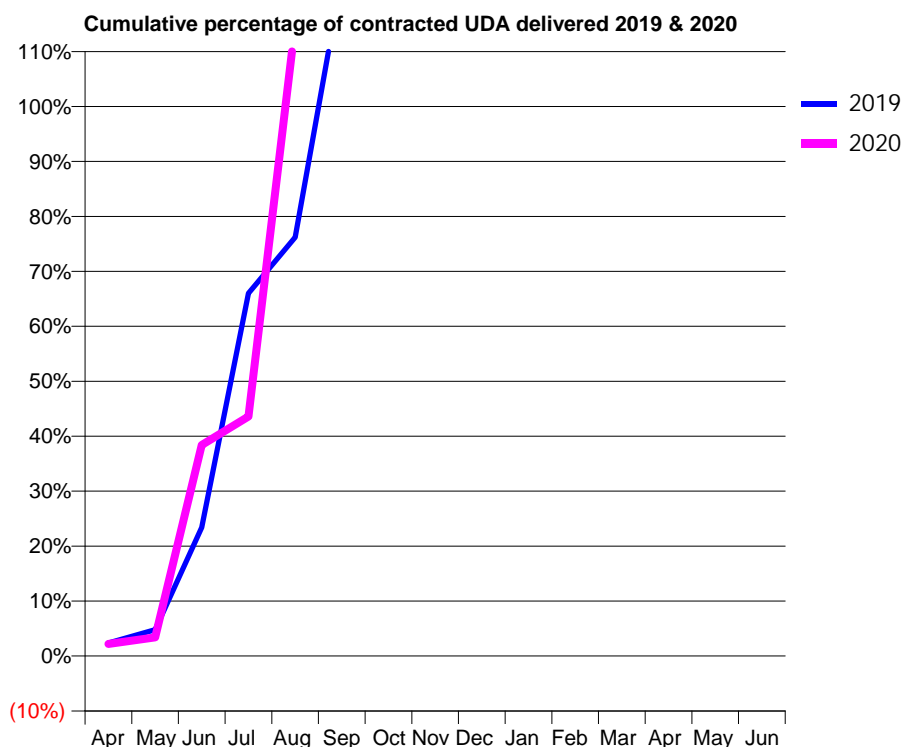
19/20 Contracted general activity (UDA)	100
Carry forward general activity (UDA)	0
19/20 Contracted orthodontic activity (UOA)	0
Carry forward orthodontic activity (UOA)	0
Baseline contract value	£0.00

ACCESS*

Patients seen in 24 months	Total	Change since previous quarter
Quarter ending September 2018	101	
Quarter ending December 2018	101	→
Quarter ending March 2019	92	↓
Quarter ending June 2019	90	↓
Quarter ending September 2019	102	↑
Variance since September 2018	1.0%	→



ACTIVITY



Month	Adjusted Scheduled Activity (UDA)	
	2019	2020
April	2	2
May	5	3
June	23	38
July	66	44
August	76	115
September	123	161
October	150	
November	240	
December	246	
January	287	
February	298	
March	315	
April	315	
May	317	
June	317	

QUALITY

	Quantity	Base Number	Contract	AT	Region	England
% of FP17s for the same patient ID Re-attending within 3 months - Children	0	0	N/A	11.2%	10.8%	11.5%
% of FP17s for the same patient ID Re-attending within 3 months - Adults	13	55	23.6%	14.6%	15.2%	15.4%
% of FP17s for the same patient ID Re-attending between 3 & 9 months - Children	0	0	N/A	59.3%	62.2%	59.7%
% of FP17s for the same patient ID Re-attending between 3 & 9 months - Adults	11	55	20.0%	49.7%	52.9%	51.7%
% of FP17s for Band 1 Urgent Courses	16	53	30.2%	10.0%	9.7%	9.2%
% of FP17s Relating to Free Repair or Replacements	0	53	0.0%	0.6%	0.6%	0.7%
% of FP17s Relating to Continuations	0	53	0.0%	0.5%	0.7%	0.8%
% of Patients satisfied with the dentistry they have received	0	0	N/A	91.6%	93.6%	93.5%
% of Patients satisfied with the time they had to wait for an appointment	0	0	N/A	83.7%	86.3%	87.4%

* This is based on patients treated on this contract for their most recent course of treatment. Figures in italics indicate the base number of FP17s or Patient Questionnaire responses are less than 100. N/A is shown where the base number of responses is less than 10 during the period. % is calculated as Quantity/Base number*100

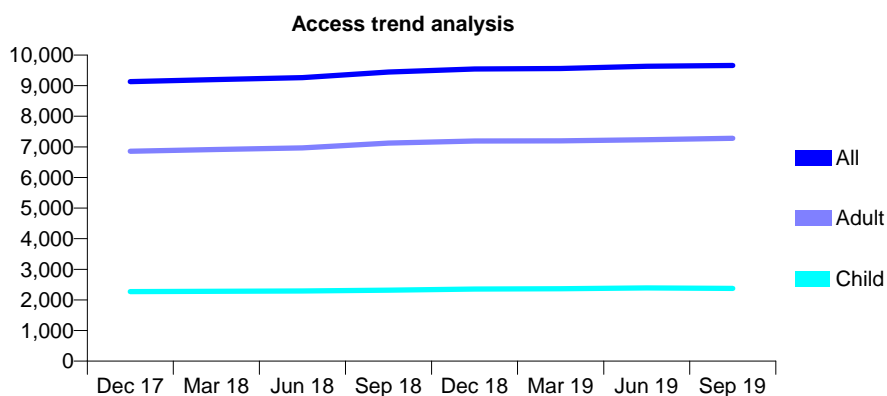
Q69 - Vital Signs At a Glance Contract Report for 155713/0001 - September 2019

Name or company name	NIGHTINGALE COTTAGE DENTAL PRAC
Contract type name	GDS Contract
Purpose of contract	General
Contract start date	01/04/2013
Contract end date	

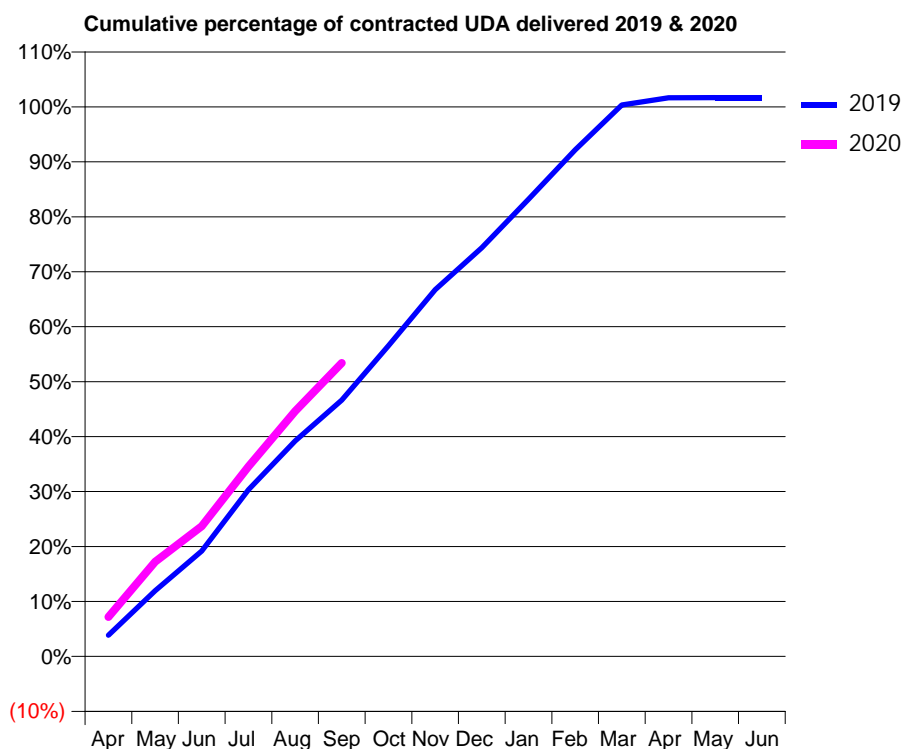
19/20 Contracted general activity (UDA)	24,761
Carry forward general activity (UDA)	-415
19/20 Contracted orthodontic activity (UOA)	0
Carry forward orthodontic activity (UOA)	0
Baseline contract value	£567,462.83

ACCESS*

Patients seen in 24 months	Total	Change since previous quarter
Quarter ending September 2018	9,446	
Quarter ending December 2018	9,546	→
Quarter ending March 2019	9,561	→
Quarter ending June 2019	9,631	→
Quarter ending September 2019	9,659	→
Variance since September 2018	2.3%	↑



ACTIVITY



Month	2019	2020
April	956	1,784
May	2,960	4,270
June	4,748	5,865
July	7,516	8,557
August	9,716	11,055
September	11,545	13,221
October	14,001	
November	16,528	
December	18,414	
January	20,603	
February	22,826	
March	24,844	
April	25,165	
May	25,175	
June	25,176	

QUALITY

	Quantity	Base Number	Contract	AT	Region	England
% of FP17s for the same patient ID Re-attending within 3 months - Children	86	1,710	5.0%	11.2%	10.8%	11.5%
% of FP17s for the same patient ID Re-attending within 3 months - Adults	454	4,670	9.7%	14.6%	15.2%	15.4%
% of FP17s for the same patient ID Re-attending between 3 & 9 months - Children	1,049	1,710	61.3%	59.3%	62.2%	59.7%
% of FP17s for the same patient ID Re-attending between 3 & 9 months - Adults	2,559	4,670	54.8%	49.7%	52.9%	51.7%
% of FP17s for Band 1 Urgent Courses	255	6,220	4.1%	10.0%	9.7%	9.2%
% of FP17s Relating to Free Repair or Replacements	40	6,220	0.6%	0.6%	0.6%	0.7%
% of FP17s Relating to Continuations	28	6,220	0.5%	0.5%	0.7%	0.8%
% of Patients satisfied with the dentistry they have received	5	5	N/A	91.6%	93.6%	93.5%
% of Patients satisfied with the time they had to wait for an appointment	5	5	N/A	83.7%	86.3%	87.4%

* This is based on patients treated on this contract for their most recent course of treatment. Figures in italics indicate the base number of FP17s or Patient Questionnaire responses are less than 100. N/A is shown where the base number of responses is less than 10 during the period. % is calculated as Quantity/Base number*100

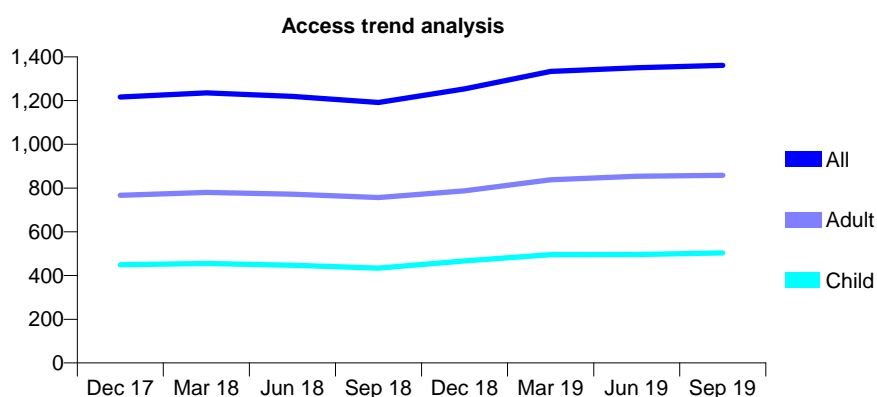
Q69 - Vital Signs At a Glance Contract Report for 156043/0001 - September 2019

Name or company name	Burghfield Dental Care Limited
Contract type name	GDS Contract
Purpose of contract	General
Contract start date	01/01/2013
Contract end date	

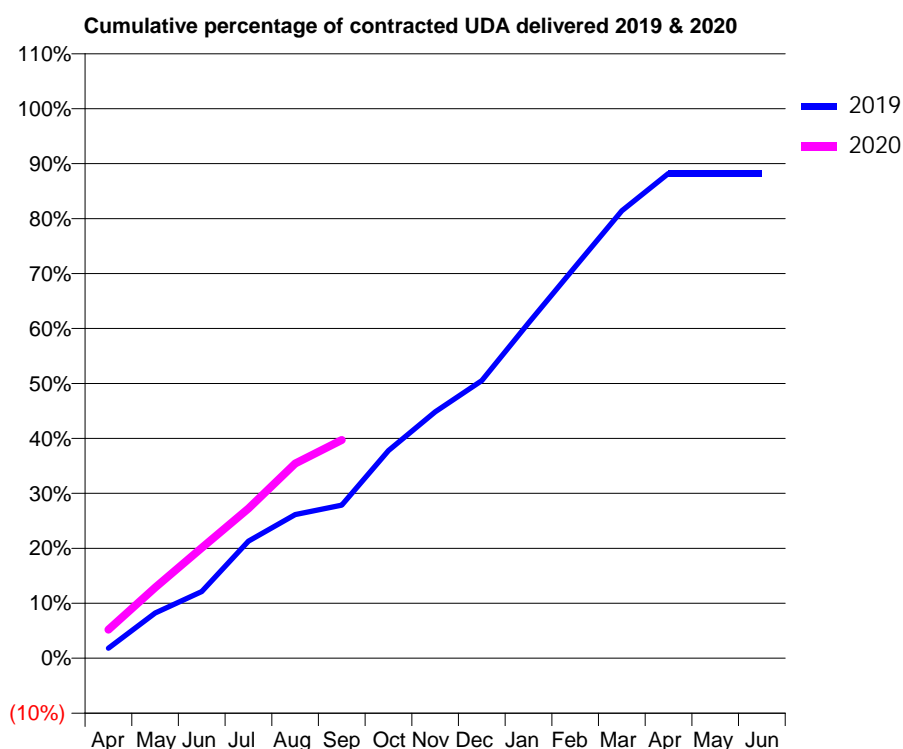
19/20 Contracted general activity (UDA)	3,945
Carry forward general activity (UDA)	0
19/20 Contracted orthodontic activity (UOA)	0
Carry forward orthodontic activity (UOA)	0
Baseline contract value	£93,372.54

ACCESS*

Patients seen in 24 months	Total	Change since previous quarter
Quarter ending September 2018	1,191	
Quarter ending December 2018	1,254	↑
Quarter ending March 2019	1,333	↑
Quarter ending June 2019	1,350	→
Quarter ending September 2019	1,361	→
Variance since September 2018	14.3%	↑



ACTIVITY



Month	2019	2020
April	72	205
May	325	507
June	479	792
July	841	1,075
August	1,032	1,398
September	1,099	1,566
October	1,491	
November	1,769	
December	1,993	
January	2,406	
February	2,810	
March	3,211	
April	3,480	
May	3,480	
June	3,480	

QUALITY

	Quantity	Base Number	Contract	AT	Region	England
% of FP17s for the same patient ID Re-attending within 3 months - Children	15	423	3.5%	11.2%	10.8%	11.5%
% of FP17s for the same patient ID Re-attending within 3 months - Adults	62	576	10.8%	14.6%	15.2%	15.4%
% of FP17s for the same patient ID Re-attending between 3 & 9 months - Children	297	423	70.2%	59.3%	62.2%	59.7%
% of FP17s for the same patient ID Re-attending between 3 & 9 months - Adults	384	576	66.7%	49.7%	52.9%	51.7%
% of FP17s for Band 1 Urgent Courses	42	887	4.7%	10.0%	9.7%	9.2%
% of FP17s Relating to Free Repair or Replacements	0	887	0.0%	0.6%	0.6%	0.7%
% of FP17s Relating to Continuations	0	887	0.0%	0.5%	0.7%	0.8%
% of Patients satisfied with the dentistry they have received	0	0	N/A	91.6%	93.6%	93.5%
% of Patients satisfied with the time they had to wait for an appointment	0	0	N/A	83.7%	86.3%	87.4%

* This is based on patients treated on this contract for their most recent course of treatment.

Figures in italics indicate the base number of FP17s or Patient Questionnaire responses are less than 100. N/A is shown where the base number of responses is less than 10 during the period. % is calculated as Quantity/Base number*100

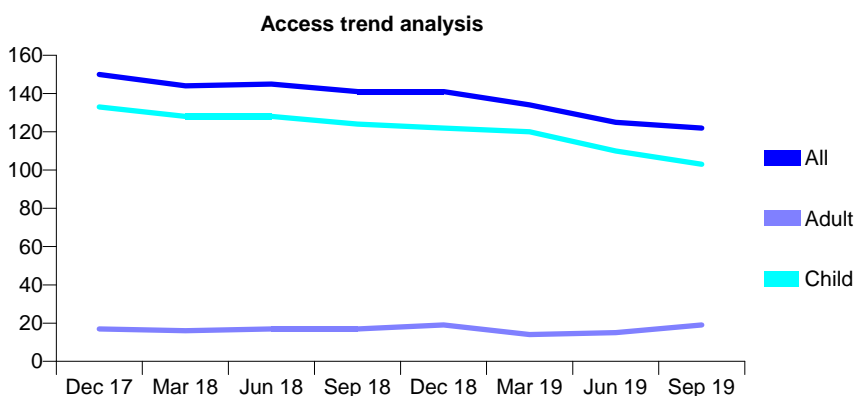
Q69 - Vital Signs At a Glance Contract Report for 157651/0001 - September 2019

Name or company name	Chesham Dental Care
Contract type name	GDS Contract
Purpose of contract	General
Contract start date	01/04/2011
Contract end date	

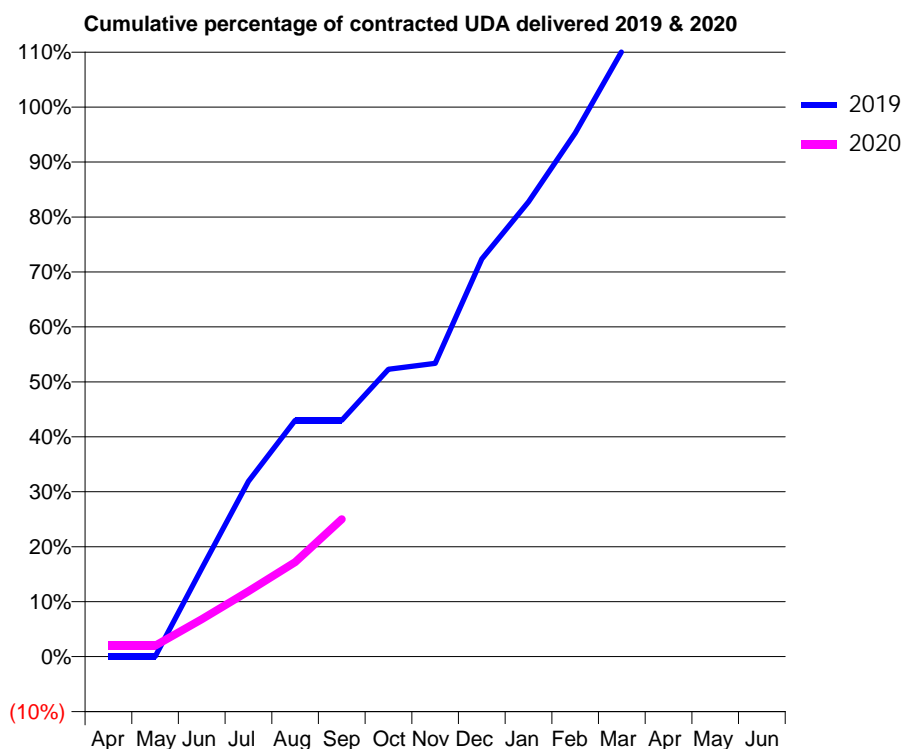
19/20 Contracted general activity (UDA)	550
Carry forward general activity (UDA)	-11
19/20 Contracted orthodontic activity (UOA)	0
Carry forward orthodontic activity (UOA)	0
Baseline contract value	£14,188.09

ACCESS*

Patients seen in 24 months	Total	Change since previous quarter
Quarter ending September 2018	141	
Quarter ending December 2018	141	→
Quarter ending March 2019	134	↓
Quarter ending June 2019	125	↓
Quarter ending September 2019	122	↓
Variance since September 2018	(13.5%)	↓



ACTIVITY



Month	Adjusted Scheduled Activity (UDA)	
	2019	2020
April	0	11
May	0	11
June	88	37
July	175	65
August	236	95
September	236	138
October	288	
November	294	
December	398	
January	455	
February	524	
March	606	
April	609	
May	609	
June	609	

QUALITY

	Quantity	Base Number	Contract	AT	Region	England
% of FP17s for the same patient ID Re-attending within 3 months - Children	23	111	20.7%	11.2%	10.8%	11.5%
% of FP17s for the same patient ID Re-attending within 3 months - Adults	1	8	12.5%	14.6%	15.2%	15.4%
% of FP17s for the same patient ID Re-attending between 3 & 9 months - Children	69	111	62.2%	59.3%	62.2%	59.7%
% of FP17s for the same patient ID Re-attending between 3 & 9 months - Adults	5	8	62.5%	49.7%	52.9%	51.7%
% of FP17s for Band 1 Urgent Courses	3	118	2.5%	10.0%	9.7%	9.2%
% of FP17s Relating to Free Repair or Replacements	0	118	0.0%	0.6%	0.6%	0.7%
% of FP17s Relating to Continuations	0	118	0.0%	0.5%	0.7%	0.8%
% of Patients satisfied with the dentistry they have received	0	0	N/A	91.6%	93.6%	93.5%
% of Patients satisfied with the time they had to wait for an appointment	0	0	N/A	83.7%	86.3%	87.4%

* This is based on patients treated on this contract for their most recent course of treatment. Figures in italics indicate the base number of FP17s or Patient Questionnaire responses are less than 100. N/A is shown where the base number of responses is less than 10 during the period. % is calculated as Quantity/Base number*100

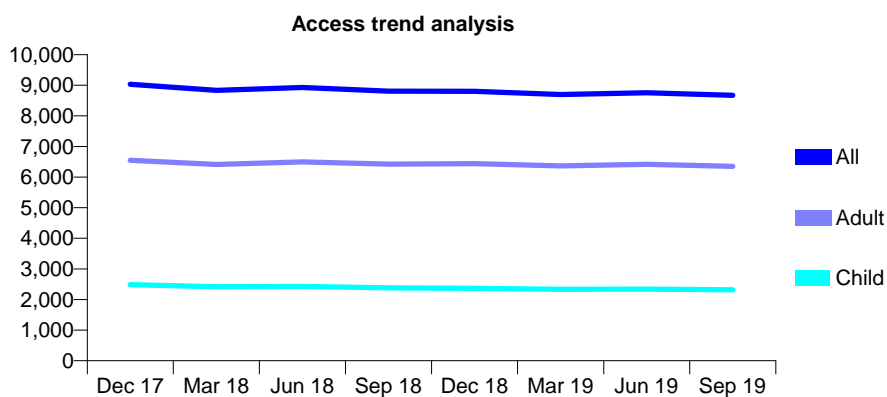
Q69 - Vital Signs At a Glance Contract Report for 157678/0001 - September 2019

Name or company name	PEACHCROFT DENTAL PRACTICE
Contract type name	GDS Contract
Purpose of contract	General
Contract start date	01/04/2011
Contract end date	

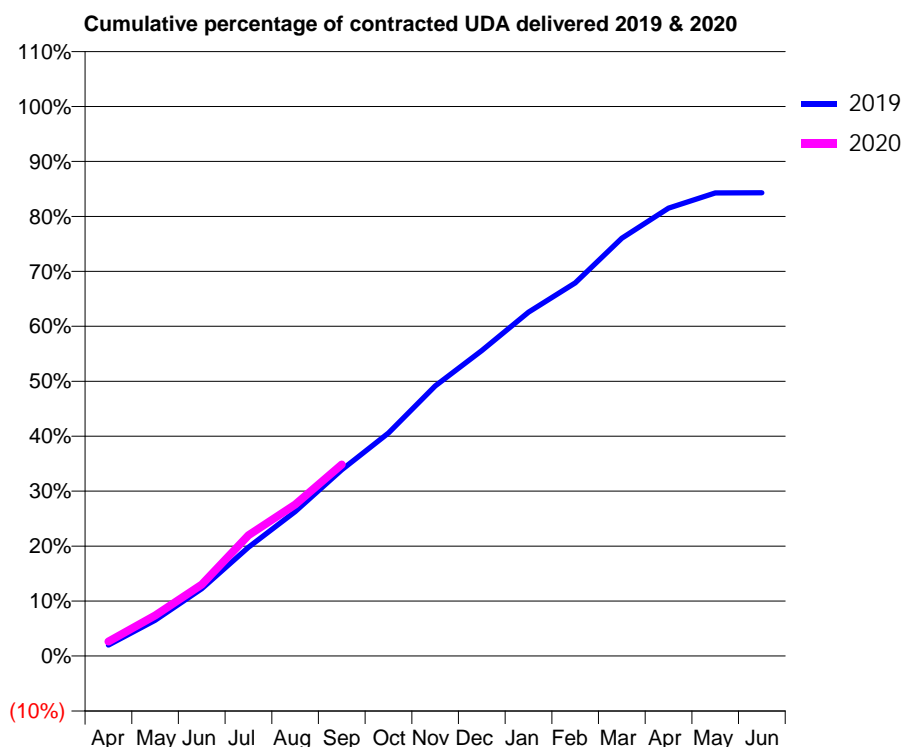
19/20 Contracted general activity (UDA)	26,527
Carry forward general activity (UDA)	0
19/20 Contracted orthodontic activity (UOA)	0
Carry forward orthodontic activity (UOA)	0
Baseline contract value	£559,623.33

ACCESS*

Patients seen in 24 months	Total	Change since previous quarter
Quarter ending September 2018	8,808	
Quarter ending December 2018	8,802	→
Quarter ending March 2019	8,701	↓
Quarter ending June 2019	8,757	→
Quarter ending September 2019	8,672	→
Variance since September 2018	(1.5%)	↓



ACTIVITY



Month	Adjusted Scheduled Activity (UDA)	
	2019	2020
April	534	697
May	1,726	1,959
June	3,247	3,453
July	5,251	5,827
August	6,975	7,317
September	8,989	9,249
October	10,767	
November	13,042	
December	14,744	
January	16,601	
February	18,017	
March	20,167	
April	21,619	
May	22,354	
June	22,358	

QUALITY

	Quantity	Base Number	Contract	AT	Region	England
% of FP17s for the same patient ID Re-attending within 3 months - Children	105	1,751	6.0%	11.2%	10.8%	11.5%
% of FP17s for the same patient ID Re-attending within 3 months - Adults	540	4,279	12.6%	14.6%	15.2%	15.4%
% of FP17s for the same patient ID Re-attending between 3 & 9 months - Children	1,076	1,751	61.5%	59.3%	62.2%	59.7%
% of FP17s for the same patient ID Re-attending between 3 & 9 months - Adults	2,431	4,279	56.8%	49.7%	52.9%	51.7%
% of FP17s for Band 1 Urgent Courses	681	4,961	13.7%	10.0%	9.7%	9.2%
% of FP17s Relating to Free Repair or Replacements	10	4,961	0.2%	0.6%	0.6%	0.7%
% of FP17s Relating to Continuations	10	4,961	0.2%	0.5%	0.7%	0.8%
% of Patients satisfied with the dentistry they have received	2	2	N/A	91.6%	93.6%	93.5%
% of Patients satisfied with the time they had to wait for an appointment	2	2	N/A	83.7%	86.3%	87.4%

* This is based on patients treated on this contract for their most recent course of treatment.

Figures in italics indicate the base number of FP17s or Patient Questionnaire responses are less than 100. N/A is shown where the base number of responses is less than 10 during the period. % is calculated as Quantity/Base number*100

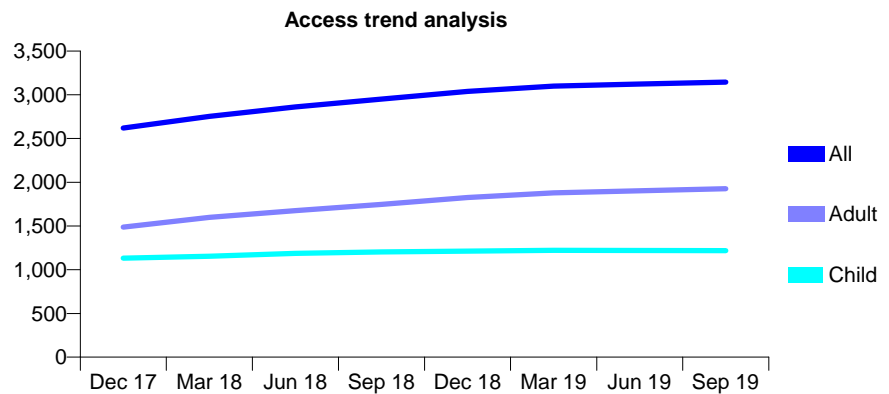
Q69 - Vital Signs At a Glance Contract Report for 159115/0001 - September 2019

Name or company name	The Dental Centre Ltd
Contract type name	GDS Contract
Purpose of contract	General
Contract start date	15/12/2007
Contract end date	

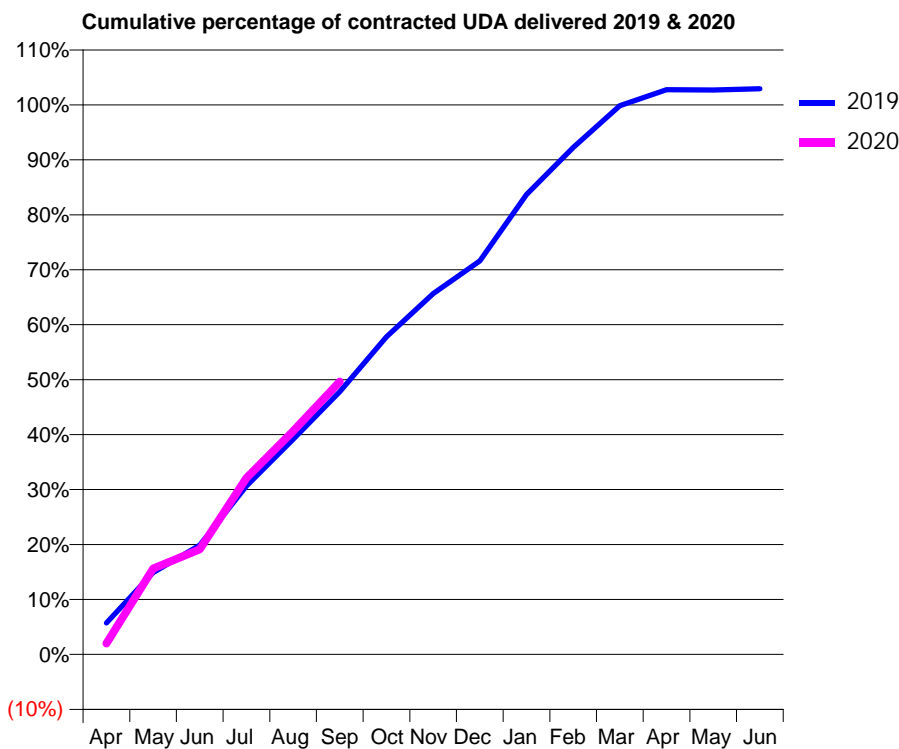
19/20 Contracted general activity (UDA)	8,160
Carry forward general activity (UDA)	-163
19/20 Contracted orthodontic activity (UOA)	0
Carry forward orthodontic activity (UOA)	0
Baseline contract value	£230,855.08

ACCESS*

Patients seen in 24 months	Total	Change since previous quarter
Quarter ending September 2018	2,951	
Quarter ending December 2018	3,039	↑
Quarter ending March 2019	3,100	↑
Quarter ending June 2019	3,122	→
Quarter ending September 2019	3,145	→
Variance since September 2018	6.6%	↑



ACTIVITY



Month	2019	2020
April	468	163
May	1,214	1,275
June	1,623	1,560
July	2,501	2,621
August	3,195	3,315
September	3,900	4,050
October	4,717	
November	5,358	
December	5,843	
January	6,829	
February	7,528	
March	8,147	
April	8,386	
May	8,382	
June	8,399	

QUALITY

	Quantity	Base Number	Contract	AT	Region	England
% of FP17s for the same patient ID Re-attending within 3 months - Children	93	977	9.5%	11.2%	10.8%	11.5%
% of FP17s for the same patient ID Re-attending within 3 months - Adults	126	1,206	10.4%	14.6%	15.2%	15.4%
% of FP17s for the same patient ID Re-attending between 3 & 9 months - Children	646	977	66.1%	59.3%	62.2%	59.7%
% of FP17s for the same patient ID Re-attending between 3 & 9 months - Adults	702	1,206	58.2%	49.7%	52.9%	51.7%
% of FP17s for Band 1 Urgent Courses	120	2,065	5.8%	10.0%	9.7%	9.2%
% of FP17s Relating to Free Repair or Replacements	13	2,065	0.6%	0.6%	0.6%	0.7%
% of FP17s Relating to Continuations	11	2,065	0.5%	0.5%	0.7%	0.8%
% of Patients satisfied with the dentistry they have received	0	1	N/A	91.6%	93.6%	93.5%
% of Patients satisfied with the time they had to wait for an appointment	1	1	N/A	83.7%	86.3%	87.4%

* This is based on patients treated on this contract for their most recent course of treatment. Figures in italics indicate the base number of FP17s or Patient Questionnaire responses are less than 100. N/A is shown where the base number of responses is less than 10 during the period. % is calculated as Quantity/Base number*100

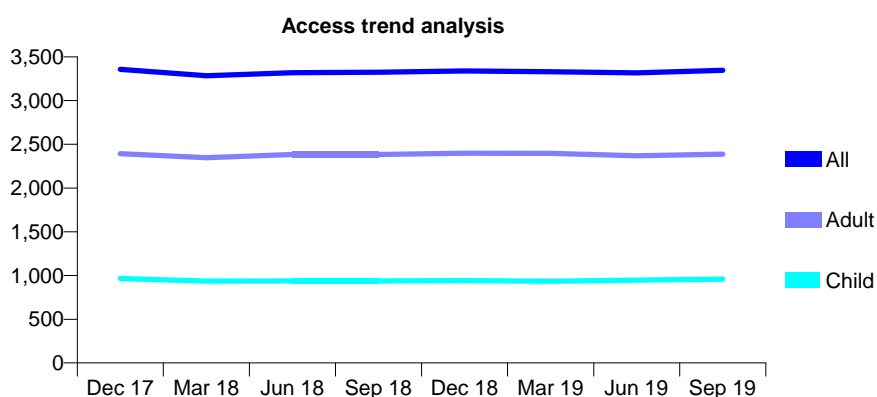
Q69 - Vital Signs At a Glance Contract Report for 159115/0004 - September 2019

Name or company name	The Dental Centre Ltd
Contract type name	GDS Contract
Purpose of contract	General
Contract start date	01/04/2008
Contract end date	

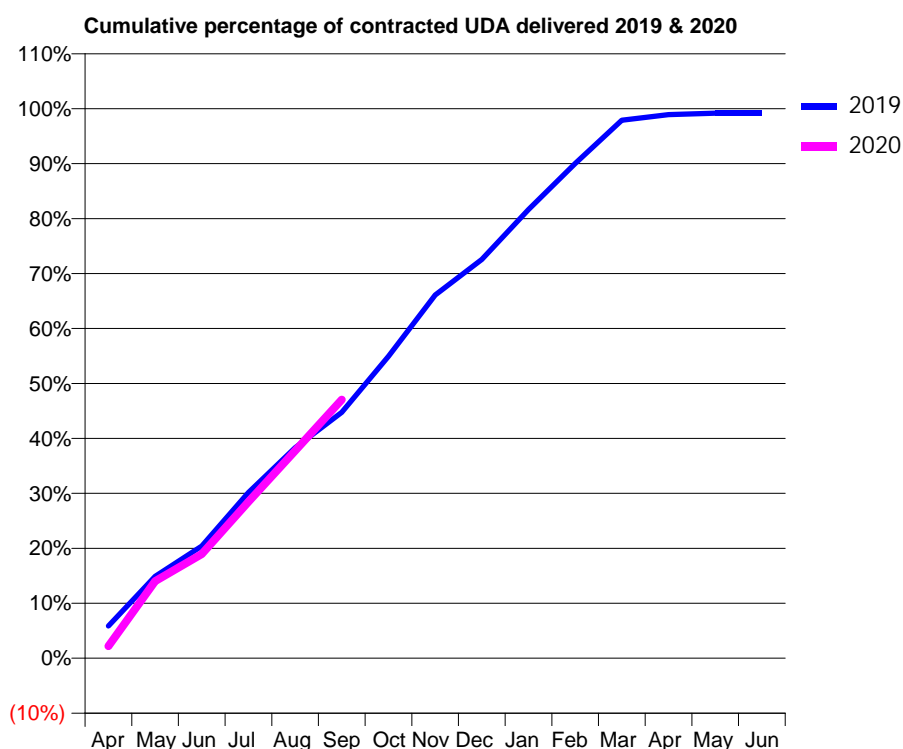
19/20 Contracted general activity (UDA)	12,449
Carry forward general activity (UDA)	102
19/20 Contracted orthodontic activity (UOA)	0
Carry forward orthodontic activity (UOA)	0
Baseline contract value	£363,828.66

ACCESS*

Patients seen in 24 months	Total	Change since previous quarter
Quarter ending September 2018	3,324	
Quarter ending December 2018	3,339	→
Quarter ending March 2019	3,330	→
Quarter ending June 2019	3,317	→
Quarter ending September 2019	3,346	→
Variance since September 2018	0.7%	→



ACTIVITY



Month	2019	2020
April	730	274
May	1,858	1,744
June	2,538	2,358
July	3,753	3,546
August	4,769	4,704
September	5,573	5,857
October	6,839	
November	8,226	
December	9,036	
January	10,165	
February	11,206	
March	12,188	
April	12,314	
May	12,346	
June	12,347	

QUALITY

	Quantity	Base Number	Contract	AT	Region	England
% of FP17s for the same patient ID Re-attending within 3 months - Children	60	757	7.9%	11.2%	10.8%	11.5%
% of FP17s for the same patient ID Re-attending within 3 months - Adults	259	1,644	15.8%	14.6%	15.2%	15.4%
% of FP17s for the same patient ID Re-attending between 3 & 9 months - Children	465	757	61.4%	59.3%	62.2%	59.7%
% of FP17s for the same patient ID Re-attending between 3 & 9 months - Adults	918	1,644	55.8%	49.7%	52.9%	51.7%
% of FP17s for Band 1 Urgent Courses	243	2,316	10.5%	10.0%	9.7%	9.2%
% of FP17s Relating to Free Repair or Replacements	55	2,316	2.4%	0.6%	0.6%	0.7%
% of FP17s Relating to Continuations	8	2,316	0.3%	0.5%	0.7%	0.8%
% of Patients satisfied with the dentistry they have received	1	1	N/A	91.6%	93.6%	93.5%
% of Patients satisfied with the time they had to wait for an appointment	1	1	N/A	83.7%	86.3%	87.4%

* This is based on patients treated on this contract for their most recent course of treatment.

Figures in italics indicate the base number of FP17s or Patient Questionnaire responses are less than 100. N/A is shown where the base number of responses is less than 10 during the period. % is calculated as Quantity/Base number*100

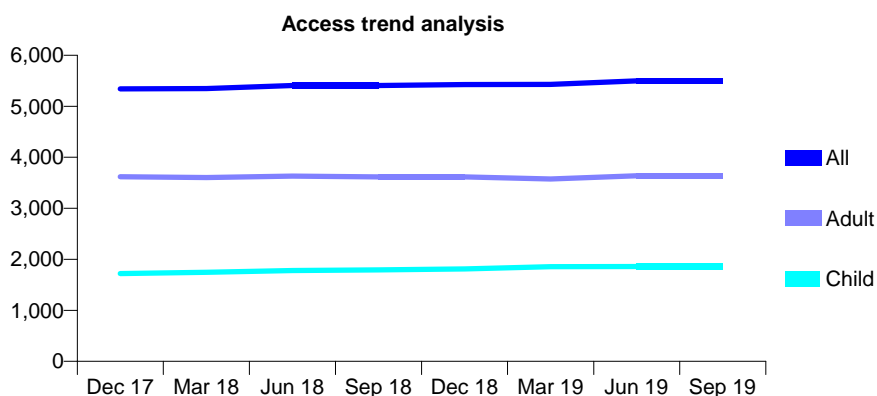
Q69 - Vital Signs At a Glance Contract Report for 162310/0001 - September 2019

Name or company name	WILDRIDINGS LTD
Contract type name	GDS Contract
Purpose of contract	General
Contract start date	24/09/2012
Contract end date	

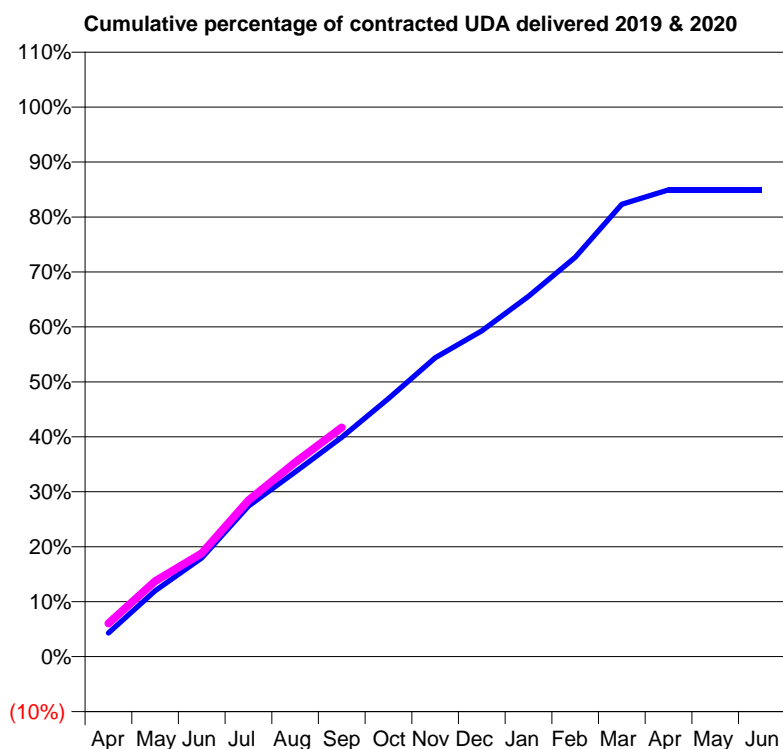
19/20 Contracted general activity (UDA)	17,822
Carry forward general activity (UDA)	0
19/20 Contracted orthodontic activity (UOA)	0
Carry forward orthodontic activity (UOA)	0
Baseline contract value	£492,131.44

ACCESS*

Patients seen in 24 months	Total	Change since previous quarter
Quarter ending September 2018	5,408	
Quarter ending December 2018	5,426	→
Quarter ending March 2019	5,428	→
Quarter ending June 2019	5,497	→
Quarter ending September 2019	5,496	→
Variance since September 2018	1.6%	→



ACTIVITY



Month	Adjusted Scheduled Activity (UDA)	
	2019	2020
April	767	1,078
May	2,141	2,449
June	3,203	3,349
July	4,880	5,072
August	5,989	6,299
September	7,111	7,431
October	8,369	
November	9,692	
December	10,566	
January	11,684	
February	12,951	
March	14,667	
April	15,133	
May	15,135	
June	15,138	

QUALITY

	Quantity	Base Number	Contract	AT	Region	England
% of FP17s for the same patient ID Re-attending within 3 months - Children	82	1,313	6.2%	11.2%	10.8%	11.5%
% of FP17s for the same patient ID Re-attending within 3 months - Adults	306	2,325	13.2%	14.6%	15.2%	15.4%
% of FP17s for the same patient ID Re-attending between 3 & 9 months - Children	776	1,313	59.1%	59.3%	62.2%	59.7%
% of FP17s for the same patient ID Re-attending between 3 & 9 months - Adults	1,029	2,325	44.3%	49.7%	52.9%	51.7%
% of FP17s for Band 1 Urgent Courses	372	3,441	10.8%	10.0%	9.7%	9.2%
% of FP17s Relating to Free Repair or Replacements	19	3,441	0.6%	0.6%	0.6%	0.7%
% of FP17s Relating to Continuations	12	3,441	0.3%	0.5%	0.7%	0.8%
% of Patients satisfied with the dentistry they have received	2	2	N/A	91.6%	93.6%	93.5%
% of Patients satisfied with the time they had to wait for an appointment	2	2	N/A	83.7%	86.3%	87.4%

* This is based on patients treated on this contract for their most recent course of treatment. Figures in italics indicate the base number of FP17s or Patient Questionnaire responses are less than 100. N/A is shown where the base number of responses is less than 10 during the period. % is calculated as Quantity/Base number*100

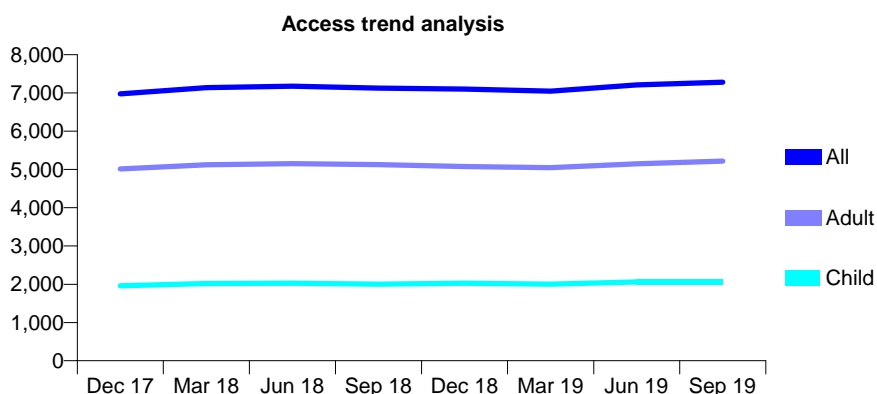
Q69 - Vital Signs At a Glance Contract Report for 162612/0001 - September 2019

Name or company name	Facial Aesthetics Dental Centre Ltd
Contract type name	GDS Contract
Purpose of contract	General
Contract start date	01/04/2008
Contract end date	

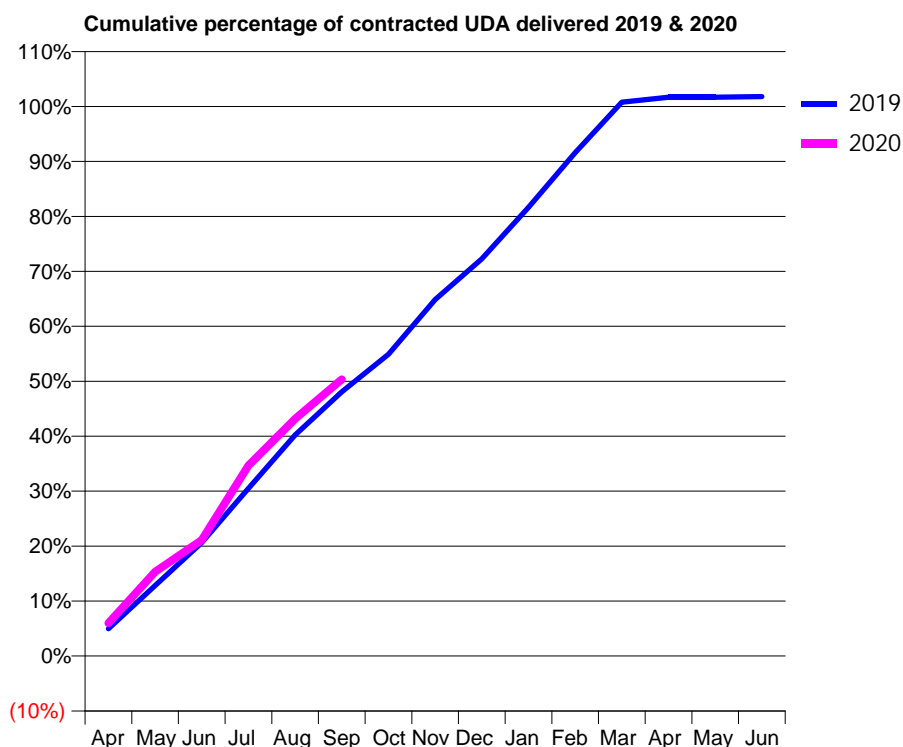
19/20 Contracted general activity (UDA)	15,974
Carry forward general activity (UDA)	-287
19/20 Contracted orthodontic activity (UOA)	0
Carry forward orthodontic activity (UOA)	0
Baseline contract value	£447,555.38

ACCESS*

Patients seen in 24 months	Total	Change since previous quarter
Quarter ending September 2018	7,128	
Quarter ending December 2018	7,104	→
Quarter ending March 2019	7,046	→
Quarter ending June 2019	7,210	↑
Quarter ending September 2019	7,279	→
Variance since September 2018	2.1%	↑



ACTIVITY



Month	Adjusted Scheduled Activity (UDA)	
	2019	2020
April	792	956
May	2,050	2,447
June	3,295	3,371
July	4,876	5,539
August	6,425	6,897
September	7,676	8,040
October	8,769	
November	10,363	
December	11,543	
January	13,040	
February	14,632	
March	16,096	
April	16,242	
May	16,245	
June	16,261	

QUALITY

	Quantity	Base Number	Contract	AT	Region	England
% of FP17s for the same patient ID Re-attending within 3 months - Children	119	1,640	7.3%	11.2%	10.8%	11.5%
% of FP17s for the same patient ID Re-attending within 3 months - Adults	524	3,313	15.8%	14.6%	15.2%	15.4%
% of FP17s for the same patient ID Re-attending between 3 & 9 months - Children	980	1,640	59.8%	59.3%	62.2%	59.7%
% of FP17s for the same patient ID Re-attending between 3 & 9 months - Adults	1,401	3,313	42.3%	49.7%	52.9%	51.7%
% of FP17s for Band 1 Urgent Courses	236	4,128	5.7%	10.0%	9.7%	9.2%
% of FP17s Relating to Free Repair or Replacements	48	4,128	1.2%	0.6%	0.6%	0.7%
% of FP17s Relating to Continuations	99	4,128	2.4%	0.5%	0.7%	0.8%
% of Patients satisfied with the dentistry they have received	2	4	N/A	91.6%	93.6%	93.5%
% of Patients satisfied with the time they had to wait for an appointment	2	4	N/A	83.7%	86.3%	87.4%

* This is based on patients treated on this contract for their most recent course of treatment. Figures in italics indicate the base number of FP17s or Patient Questionnaire responses are less than 100. N/A is shown where the base number of responses is less than 10 during the period. % is calculated as Quantity/Base number*100

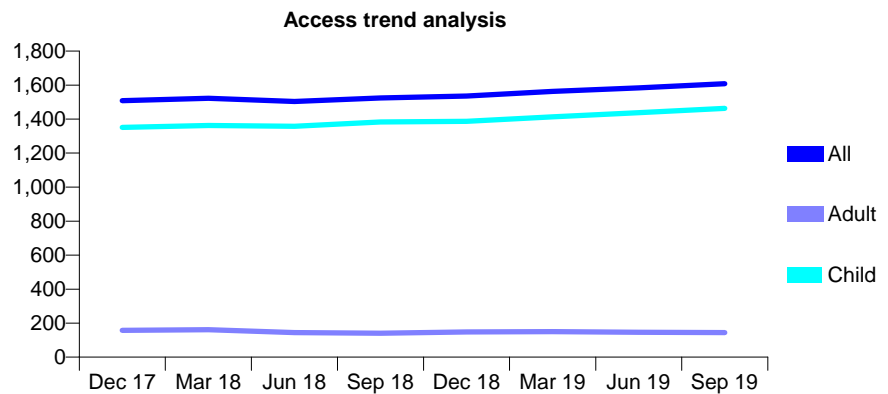
Q69 - Vital Signs At a Glance Contract Report for 163678/0001 - September 2019

Name or company name	Oaktree Dental Practice
Contract type name	GDS Contract
Purpose of contract	General
Contract start date	02/06/2014
Contract end date	

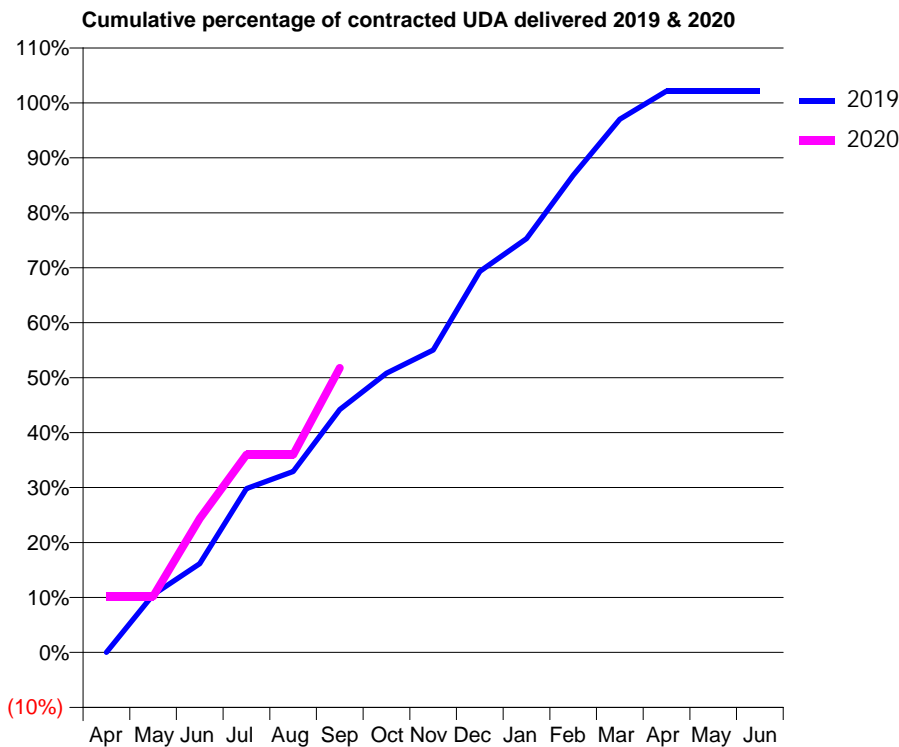
19/20 Contracted general activity (UDA)	2,944
Carry forward general activity (UDA)	-58
19/20 Contracted orthodontic activity (UOA)	0
Carry forward orthodontic activity (UOA)	0
Baseline contract value	£53,889.24

ACCESS*

Patients seen in 24 months	Total	Change since previous quarter
Quarter ending September 2018	1,524	
Quarter ending December 2018	1,535	→
Quarter ending March 2019	1,563	→
Quarter ending June 2019	1,583	→
Quarter ending September 2019	1,608	→
Variance since September 2018	5.5%	↑



ACTIVITY



Month	2019	2020
April	0	300
May	309	300
June	475	717
July	878	1,059
August	969	1,059
September	1,301	1,524
October	1,496	
November	1,620	
December	2,041	
January	2,217	
February	2,556	
March	2,856	
April	3,007	
May	3,007	
June	3,007	

QUALITY

	Quantity	Base Number	Contract	AT	Region	England
% of FP17s for the same patient ID Re-attending within 3 months - Children	69	1,258	5.5%	11.2%	10.8%	11.5%
% of FP17s for the same patient ID Re-attending within 3 months - Adults	2	42	4.8%	14.6%	15.2%	15.4%
% of FP17s for the same patient ID Re-attending between 3 & 9 months - Children	840	1,258	66.8%	59.3%	62.2%	59.7%
% of FP17s for the same patient ID Re-attending between 3 & 9 months - Adults	28	42	66.7%	49.7%	52.9%	51.7%
% of FP17s for Band 1 Urgent Courses	36	1,178	3.1%	10.0%	9.7%	9.2%
% of FP17s Relating to Free Repair or Replacements	1	1,178	0.1%	0.6%	0.6%	0.7%
% of FP17s Relating to Continuations	6	1,178	0.5%	0.5%	0.7%	0.8%
% of Patients satisfied with the dentistry they have received	1	1	N/A	91.6%	93.6%	93.5%
% of Patients satisfied with the time they had to wait for an appointment	1	1	N/A	83.7%	86.3%	87.4%

* This is based on patients treated on this contract for their most recent course of treatment. Figures in italics indicate the base number of FP17s or Patient Questionnaire responses are less than 100. N/A is shown where the base number of responses is less than 10 during the period. % is calculated as Quantity/Base number*100

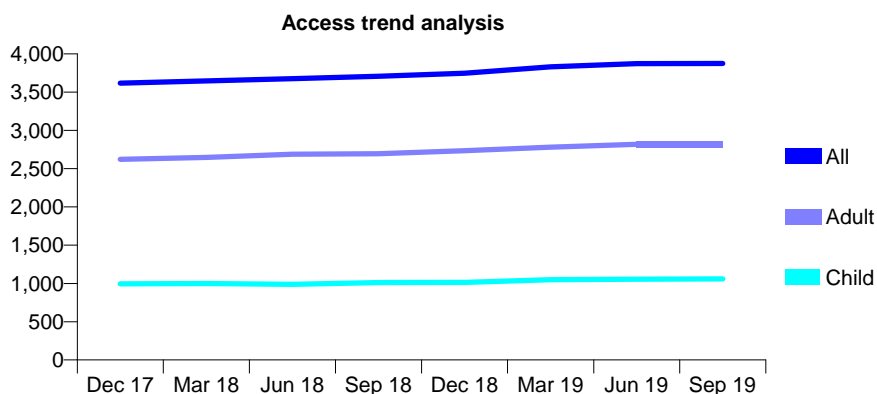
Q69 - Vital Signs At a Glance Contract Report for 164704/0001 - September 2019

Name or company name	White Smiles Ltd
Contract type name	GDS Contract
Purpose of contract	General
Contract start date	15/03/2008
Contract end date	

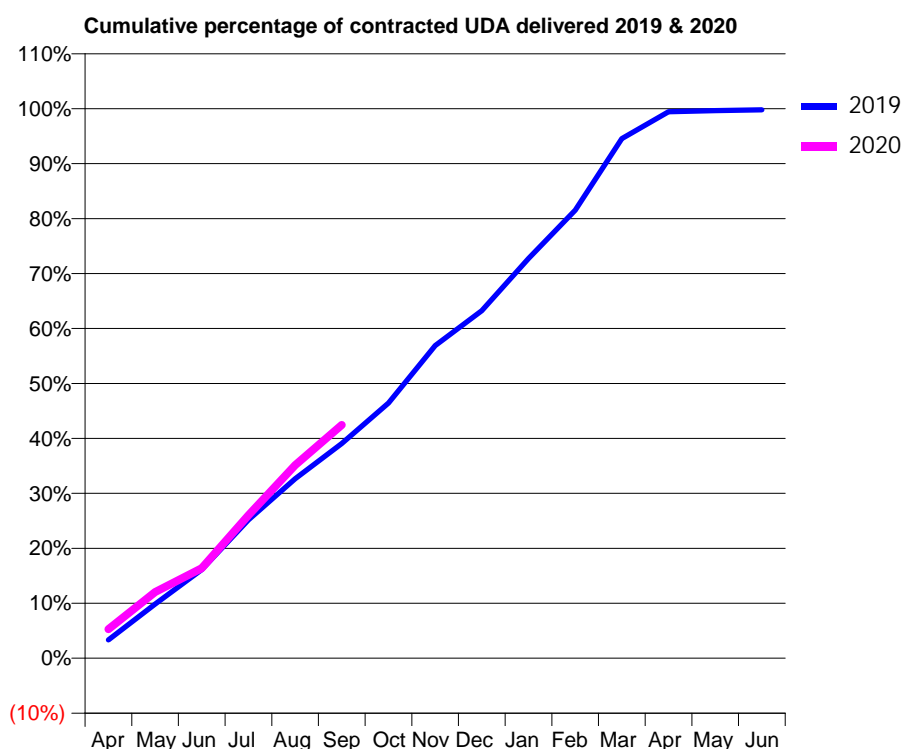
19/20 Contracted general activity (UDA)	11,033
Carry forward general activity (UDA)	25
19/20 Contracted orthodontic activity (UOA)	0
Carry forward orthodontic activity (UOA)	0
Baseline contract value	£323,838.20

ACCESS*

Patients seen in 24 months	Total	Change since previous quarter
Quarter ending September 2018	3,708	
Quarter ending December 2018	3,746	→
Quarter ending March 2019	3,830	↑
Quarter ending June 2019	3,872	→
Quarter ending September 2019	3,876	→
Variance since September 2018	4.5%	↑



ACTIVITY



Month	2019	2020
April	368	583
May	1,087	1,328
June	1,779	1,808
July	2,778	2,872
August	3,603	3,876
September	4,309	4,683
October	5,123	
November	6,276	
December	6,975	
January	8,026	
February	8,994	
March	10,431	
April	10,970	
May	10,991	
June	11,008	

QUALITY

	Quantity	Base Number	Contract	AT	Region	England
% of FP17s for the same patient ID Re-attending within 3 months - Children	57	789	7.2%	11.2%	10.8%	11.5%
% of FP17s for the same patient ID Re-attending within 3 months - Adults	171	1,775	9.6%	14.6%	15.2%	15.4%
% of FP17s for the same patient ID Re-attending between 3 & 9 months - Children	527	789	66.8%	59.3%	62.2%	59.7%
% of FP17s for the same patient ID Re-attending between 3 & 9 months - Adults	1,057	1,775	59.5%	49.7%	52.9%	51.7%
% of FP17s for Band 1 Urgent Courses	124	2,350	5.3%	10.0%	9.7%	9.2%
% of FP17s Relating to Free Repair or Replacements	5	2,350	0.2%	0.6%	0.6%	0.7%
% of FP17s Relating to Continuations	8	2,350	0.3%	0.5%	0.7%	0.8%
% of Patients satisfied with the dentistry they have received	3	3	N/A	91.6%	93.6%	93.5%
% of Patients satisfied with the time they had to wait for an appointment	3	3	N/A	83.7%	86.3%	87.4%

* This is based on patients treated on this contract for their most recent course of treatment.

Figures in italics indicate the base number of FP17s or Patient Questionnaire responses are less than 100. N/A is shown where the base number of responses is less than 10 during the period. % is calculated as Quantity/Base number*100

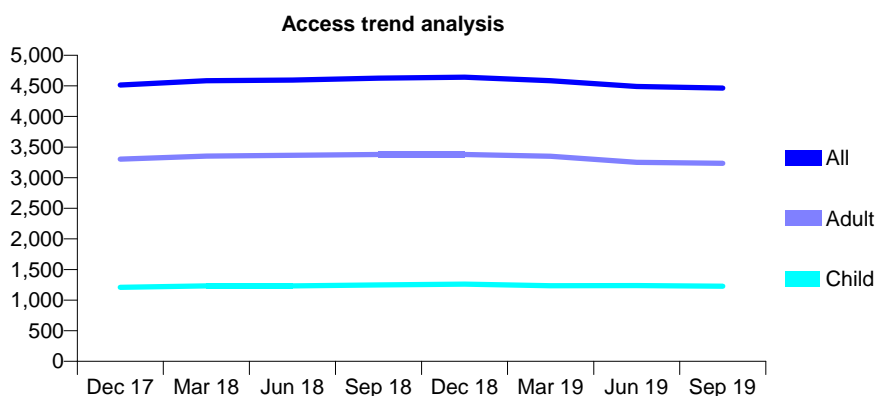
Q69 - Vital Signs At a Glance Contract Report for 165328/0001 - September 2019

Name or company name	Scandic Dental Care
Contract type name	GDS Contract
Purpose of contract	General
Contract start date	01/11/2011
Contract end date	

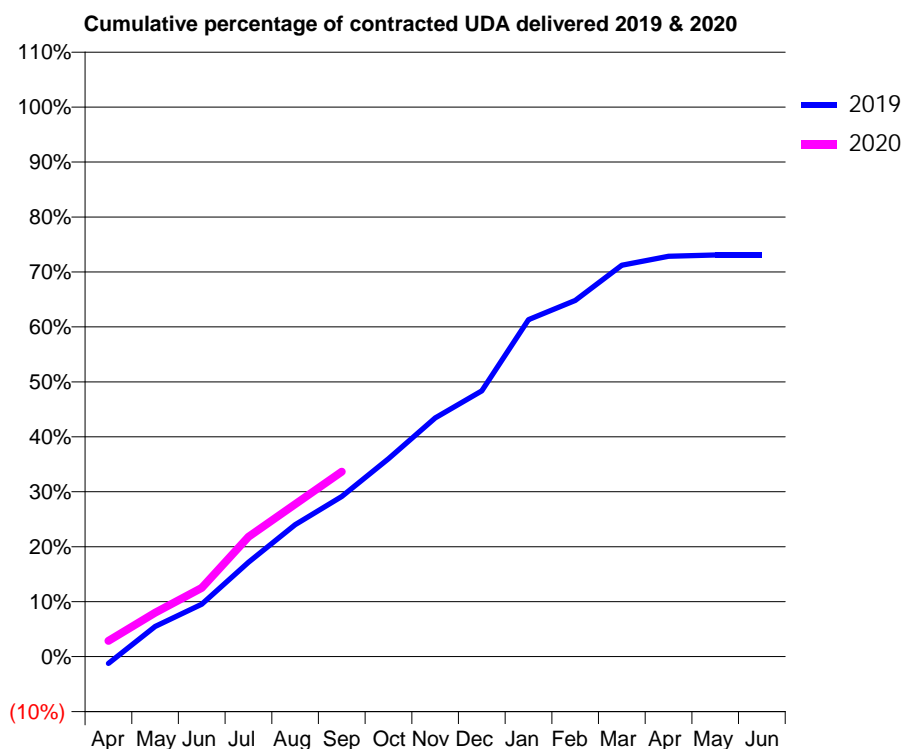
19/20 Contracted general activity (UDA)	17,011
Carry forward general activity (UDA)	0
19/20 Contracted orthodontic activity (UOA)	0
Carry forward orthodontic activity (UOA)	0
Baseline contract value	£479,627.12

ACCESS*

Patients seen in 24 months	Total	Change since previous quarter
Quarter ending September 2018	4,627	
Quarter ending December 2018	4,641	→
Quarter ending March 2019	4,585	↓
Quarter ending June 2019	4,491	↓
Quarter ending September 2019	4,465	→
Variance since September 2018	(3.5%)	↓



ACTIVITY



Month	Adjusted Scheduled Activity (UDA)	
	2019	2020
April	-211	487
May	933	1,358
June	1,624	2,127
July	2,920	3,708
August	4,085	4,721
September	4,955	5,723
October	6,130	
November	7,392	
December	8,223	
January	10,429	
February	11,023	
March	12,114	
April	12,396	
May	12,431	
June	12,431	

QUALITY

	Quantity	Base Number	Contract	AT	Region	England
% of FP17s for the same patient ID Re-attending within 3 months - Children	54	696	7.8%	11.2%	10.8%	11.5%
% of FP17s for the same patient ID Re-attending within 3 months - Adults	144	1,568	9.2%	14.6%	15.2%	15.4%
% of FP17s for the same patient ID Re-attending between 3 & 9 months - Children	333	696	47.8%	59.3%	62.2%	59.7%
% of FP17s for the same patient ID Re-attending between 3 & 9 months - Adults	825	1,568	52.6%	49.7%	52.9%	51.7%
% of FP17s for Band 1 Urgent Courses	74	2,014	3.7%	10.0%	9.7%	9.2%
% of FP17s Relating to Free Repair or Replacements	41	2,014	2.0%	0.6%	0.6%	0.7%
% of FP17s Relating to Continuations	2	2,014	0.1%	0.5%	0.7%	0.8%
% of Patients satisfied with the dentistry they have received	5	5	N/A	91.6%	93.6%	93.5%
% of Patients satisfied with the time they had to wait for an appointment	5	5	N/A	83.7%	86.3%	87.4%

* This is based on patients treated on this contract for their most recent course of treatment. Figures in italics indicate the base number of FP17s or Patient Questionnaire responses are less than 100. N/A is shown where the base number of responses is less than 10 during the period. % is calculated as Quantity/Base number*100

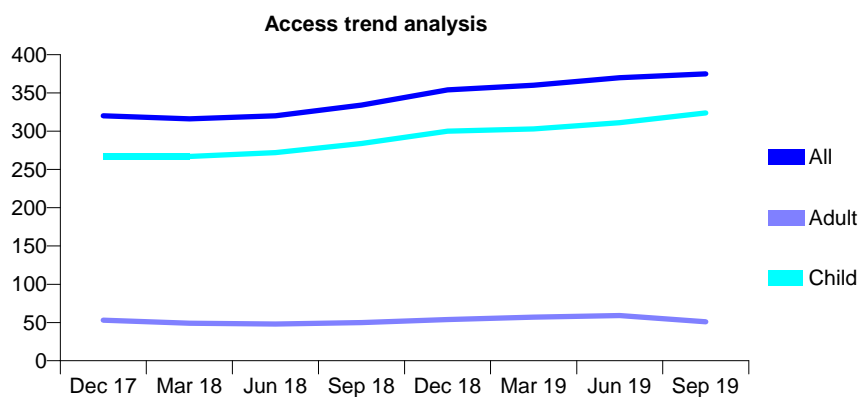
Q69 - Vital Signs At a Glance Contract Report for 166065/0001 - September 2019

Name or company name	The Elms Dental Practice
Contract type name	GDS Contract
Purpose of contract	General
Contract start date	01/04/2011
Contract end date	

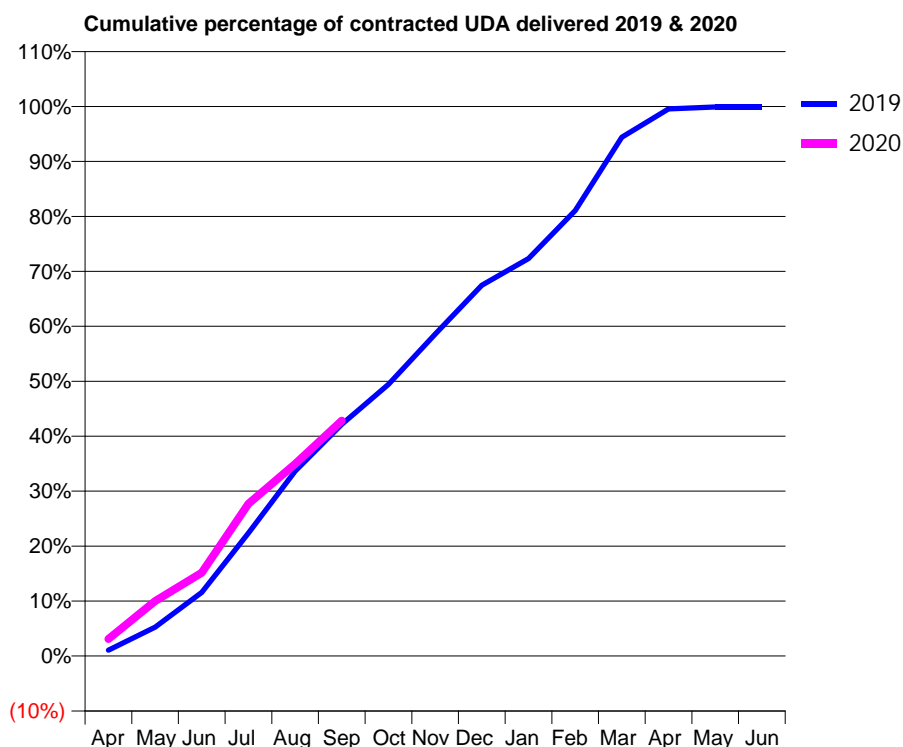
19/20 Contracted general activity (UDA)	840
Carry forward general activity (UDA)	0
19/20 Contracted orthodontic activity (UOA)	0
Carry forward orthodontic activity (UOA)	0
Baseline contract value	£20,253.73

ACCESS*

Patients seen in 24 months	Total	Change since previous quarter
Quarter ending September 2018	334	
Quarter ending December 2018	354	↑
Quarter ending March 2019	360	→
Quarter ending June 2019	370	↑
Quarter ending September 2019	375	→
Variance since September 2018	12.3%	↑



ACTIVITY



Month	Adjusted Scheduled Activity (UDA)	
	2019	2020
April	9	26
May	44	84
June	97	127
July	188	233
August	283	294
September	354	360
October	415	
November	492	
December	567	
January	608	
February	681	
March	793	
April	836	
May	839	
June	839	

QUALITY

	Quantity	Base Number	Contract	AT	Region	England
% of FP17s for the same patient ID Re-attending within 3 months - Children	15	277	5.4%	11.2%	10.8%	11.5%
% of FP17s for the same patient ID Re-attending within 3 months - Adults	1	20	5.0%	14.6%	15.2%	15.4%
% of FP17s for the same patient ID Re-attending between 3 & 9 months - Children	200	277	72.2%	59.3%	62.2%	59.7%
% of FP17s for the same patient ID Re-attending between 3 & 9 months - Adults	14	20	70.0%	49.7%	52.9%	51.7%
% of FP17s for Band 1 Urgent Courses	3	261	1.1%	10.0%	9.7%	9.2%
% of FP17s Relating to Free Repair or Replacements	0	261	0.0%	0.6%	0.6%	0.7%
% of FP17s Relating to Continuations	0	261	0.0%	0.5%	0.7%	0.8%
% of Patients satisfied with the dentistry they have received	1	1	N/A	91.6%	93.6%	93.5%
% of Patients satisfied with the time they had to wait for an appointment	1	1	N/A	83.7%	86.3%	87.4%

* This is based on patients treated on this contract for their most recent course of treatment. Figures in italics indicate the base number of FP17s or Patient Questionnaire responses are less than 100. N/A is shown where the base number of responses is less than 10 during the period. % is calculated as Quantity/Base number*100

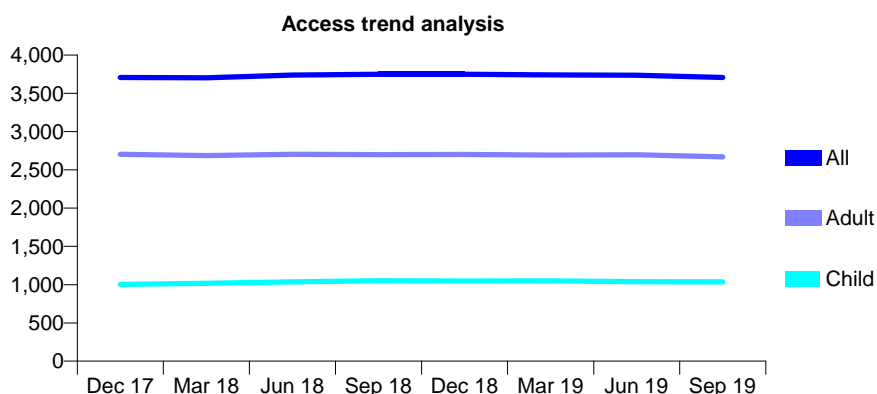
Q69 - Vital Signs At a Glance Contract Report for 166162/0001 - September 2019

Name or company name	Cressex Practice Limited
Contract type name	GDS Contract
Purpose of contract	General
Contract start date	02/08/2013
Contract end date	

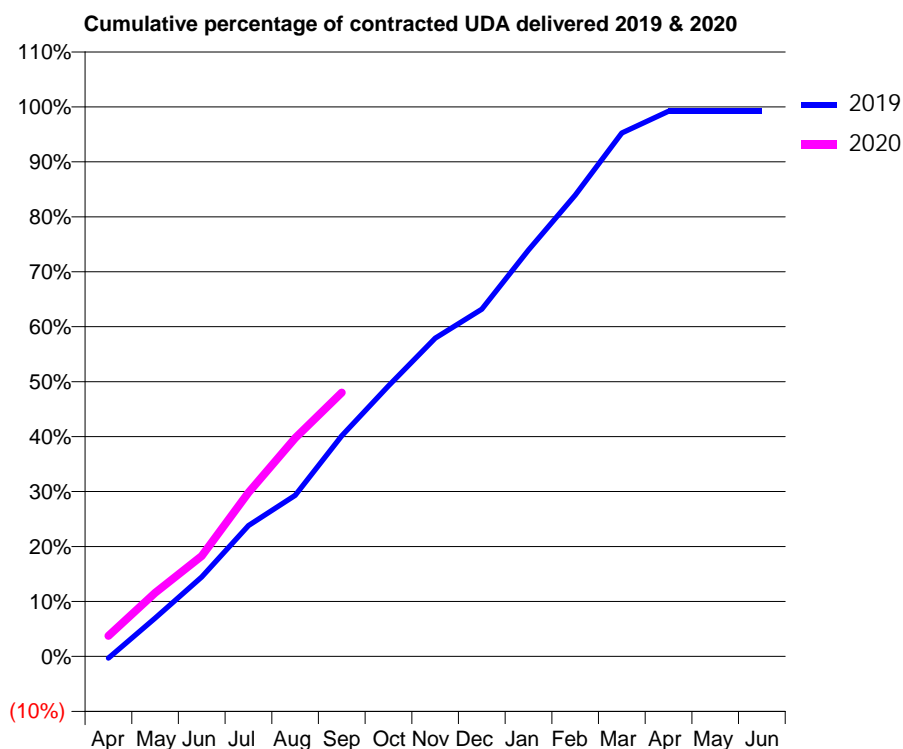
19/20 Contracted general activity (UDA)	11,710
Carry forward general activity (UDA)	95
19/20 Contracted orthodontic activity (UOA)	0
Carry forward orthodontic activity (UOA)	0
Baseline contract value	£364,304.05

ACCESS*

Patients seen in 24 months	Total	Change since previous quarter
Quarter ending September 2018	3,750	
Quarter ending December 2018	3,748	→
Quarter ending March 2019	3,741	→
Quarter ending June 2019	3,736	→
Quarter ending September 2019	3,707	→
Variance since September 2018	(1.1%)	↓



ACTIVITY



Month	2019	2020
April	-38	440
May	817	1,358
June	1,692	2,142
July	2,788	3,492
August	3,432	4,652
September	4,701	5,623
October	5,765	
November	6,782	
December	7,398	
January	8,659	
February	9,830	
March	11,152	
April	11,615	
May	11,615	
June	11,615	

QUALITY

	Quantity	Base Number	Contract	AT	Region	England
% of FP17s for the same patient ID Re-attending within 3 months - Children	54	857	6.3%	11.2%	10.8%	11.5%
% of FP17s for the same patient ID Re-attending within 3 months - Adults	252	1,980	12.7%	14.6%	15.2%	15.4%
% of FP17s for the same patient ID Re-attending between 3 & 9 months - Children	619	857	72.2%	59.3%	62.2%	59.7%
% of FP17s for the same patient ID Re-attending between 3 & 9 months - Adults	1,216	1,980	61.4%	49.7%	52.9%	51.7%
% of FP17s for Band 1 Urgent Courses	175	2,627	6.7%	10.0%	9.7%	9.2%
% of FP17s Relating to Free Repair or Replacements	15	2,627	0.6%	0.6%	0.6%	0.7%
% of FP17s Relating to Continuations	39	2,627	1.5%	0.5%	0.7%	0.8%
% of Patients satisfied with the dentistry they have received	2	2	N/A	91.6%	93.6%	93.5%
% of Patients satisfied with the time they had to wait for an appointment	2	2	N/A	83.7%	86.3%	87.4%

* This is based on patients treated on this contract for their most recent course of treatment. Figures in italics indicate the base number of FP17s or Patient Questionnaire responses are less than 100. N/A is shown where the base number of responses is less than 10 during the period. % is calculated as Quantity/Base number*100

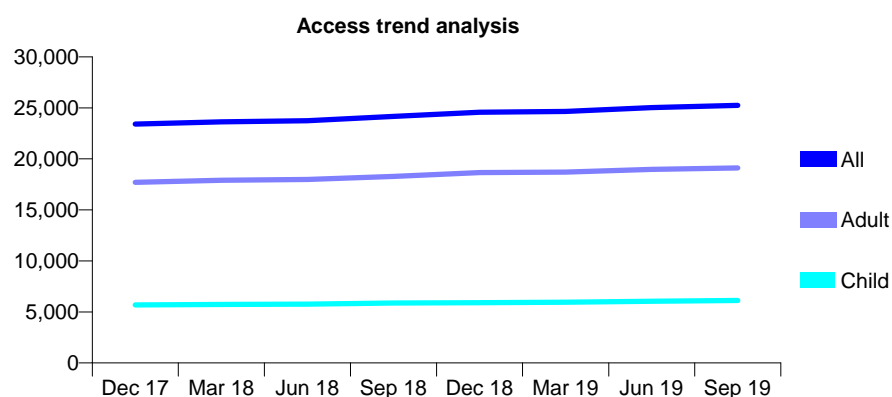
Q69 - Vital Signs At a Glance Contract Report for 166413/0001 - September 2019

Name or company name	ALAN LEWIS & ASSOCIATES LTD
Contract type name	GDS Contract
Purpose of contract	General
Contract start date	27/11/2009
Contract end date	

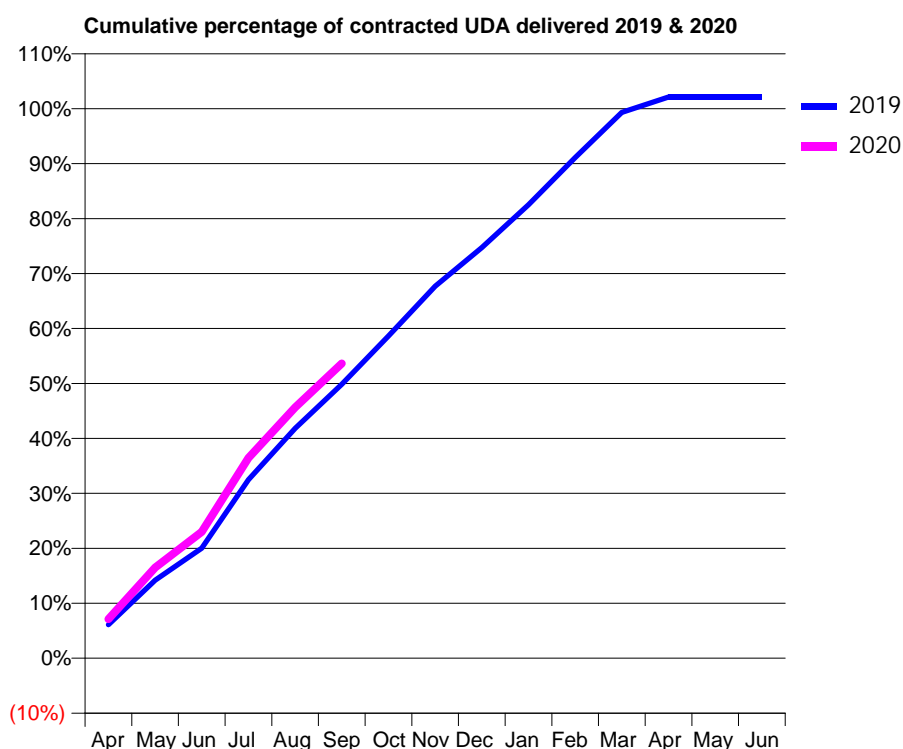
19/20 Contracted general activity (UDA)	59,263
Carry forward general activity (UDA)	-1,303
19/20 Contracted orthodontic activity (UOA)	0
Carry forward orthodontic activity (UOA)	0
Baseline contract value	£1,641,907.02

ACCESS*

Patients seen in 24 months	Total	Change since previous quarter
Quarter ending September 2018	24,158	
Quarter ending December 2018	24,563	→
Quarter ending March 2019	24,653	→
Quarter ending June 2019	25,024	→
Quarter ending September 2019	25,246	→
Variance since September 2018	4.5%	↑



ACTIVITY



Month	2019	2020
April	3,974	4,219
May	9,260	9,766
June	13,064	13,632
July	21,181	21,591
August	27,274	27,058
September	32,499	31,775
October	38,225	
November	44,123	
December	48,699	
January	53,797	
February	59,392	
March	64,743	
April	66,559	
May	66,573	
June	66,572	

QUALITY

	Quantity	Base Number	Contract	AT	Region	England
% of FP17s for the same patient ID Re-attending within 3 months - Children	269	3,964	6.8%	11.2%	10.8%	11.5%
% of FP17s for the same patient ID Re-attending within 3 months - Adults	1,178	10,442	11.3%	14.6%	15.2%	15.4%
% of FP17s for the same patient ID Re-attending between 3 & 9 months - Children	1,932	3,964	48.7%	59.3%	62.2%	59.7%
% of FP17s for the same patient ID Re-attending between 3 & 9 months - Adults	4,600	10,442	44.1%	49.7%	52.9%	51.7%
% of FP17s for Band 1 Urgent Courses	1,282	13,541	9.5%	10.0%	9.7%	9.2%
% of FP17s Relating to Free Repair or Replacements	117	13,541	0.9%	0.6%	0.6%	0.7%
% of FP17s Relating to Continuations	46	13,541	0.3%	0.5%	0.7%	0.8%
% of Patients satisfied with the dentistry they have received	7	7	N/A	91.6%	93.6%	93.5%
% of Patients satisfied with the time they had to wait for an appointment	6	7	N/A	83.7%	86.3%	87.4%

* This is based on patients treated on this contract for their most recent course of treatment.

Figures in italics indicate the base number of FP17s or Patient Questionnaire responses are less than 100. N/A is shown where the base number of responses is less than 10 during the period. % is calculated as Quantity/Base number*100

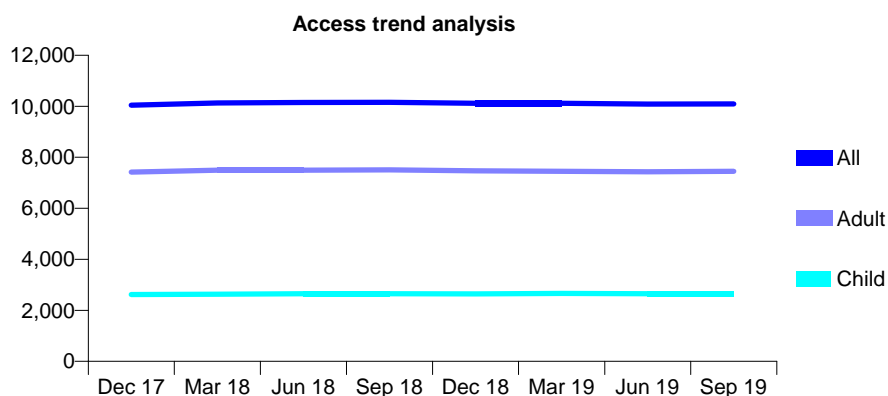
Q69 - Vital Signs At a Glance Contract Report for 166847/0001 - September 2019

Name or company name	Ratti GDS Contract Partnership
Contract type name	GDS Contract
Purpose of contract	General
Contract start date	01/10/2015
Contract end date	

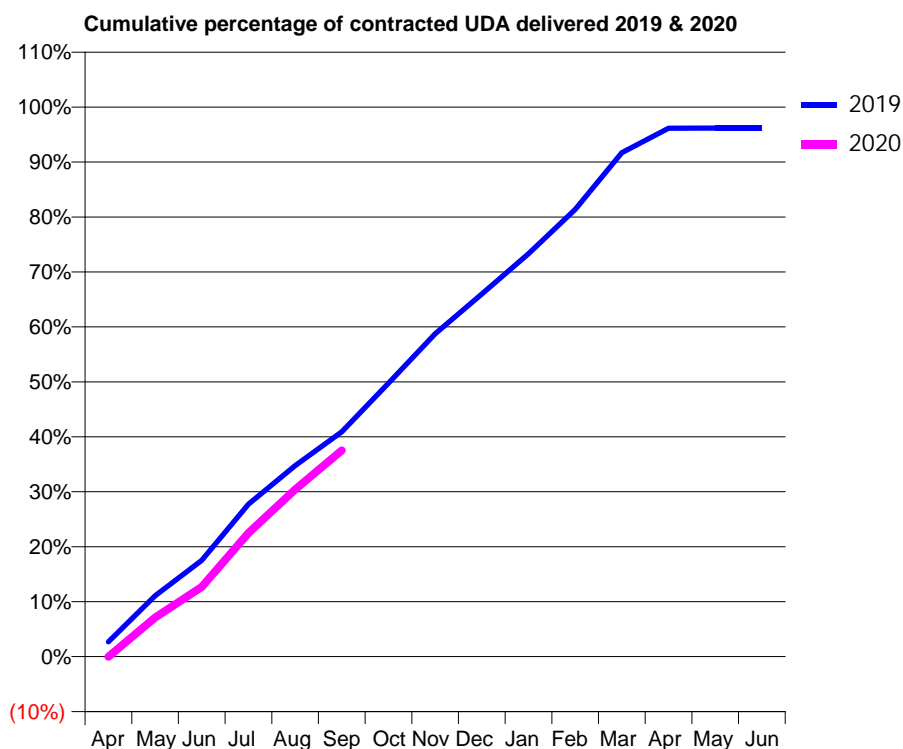
19/20 Contracted general activity (UDA)	25,867
Carry forward general activity (UDA)	989
19/20 Contracted orthodontic activity (UOA)	0
Carry forward orthodontic activity (UOA)	0
Baseline contract value	£633,674.93

ACCESS*

Patients seen in 24 months	Total	Change since previous quarter
Quarter ending September 2018	10,159	
Quarter ending December 2018	10,114	→
Quarter ending March 2019	10,120	→
Quarter ending June 2019	10,090	→
Quarter ending September 2019	10,095	→
Variance since September 2018	(0.6%)	→



ACTIVITY



Month	Adjusted Scheduled Activity (UDA)	
	2019	2020
April	699	-9
May	2,868	1,840
June	4,528	3,280
July	7,176	5,821
August	8,990	7,868
September	10,583	9,710
October	12,874	
November	15,199	
December	17,061	
January	18,969	
February	21,051	
March	23,720	
April	24,865	
May	24,877	
June	24,877	

QUALITY

	Quantity	Base Number	Contract	AT	Region	England
% of FP17s for the same patient ID Re-attending within 3 months - Children	127	1,921	6.6%	11.2%	10.8%	11.5%
% of FP17s for the same patient ID Re-attending within 3 months - Adults	690	4,894	14.1%	14.6%	15.2%	15.4%
% of FP17s for the same patient ID Re-attending between 3 & 9 months - Children	1,197	1,921	62.3%	59.3%	62.2%	59.7%
% of FP17s for the same patient ID Re-attending between 3 & 9 months - Adults	2,570	4,894	52.5%	49.7%	52.9%	51.7%
% of FP17s for Band 1 Urgent Courses	447	6,286	7.1%	10.0%	9.7%	9.2%
% of FP17s Relating to Free Repair or Replacements	44	6,286	0.7%	0.6%	0.6%	0.7%
% of FP17s Relating to Continuations	40	6,286	0.6%	0.5%	0.7%	0.8%
% of Patients satisfied with the dentistry they have received	2	2	N/A	91.6%	93.6%	93.5%
% of Patients satisfied with the time they had to wait for an appointment	2	2	N/A	83.7%	86.3%	87.4%

* This is based on patients treated on this contract for their most recent course of treatment. Figures in italics indicate the base number of FP17s or Patient Questionnaire responses are less than 100. N/A is shown where the base number of responses is less than 10 during the period. % is calculated as Quantity/Base number*100

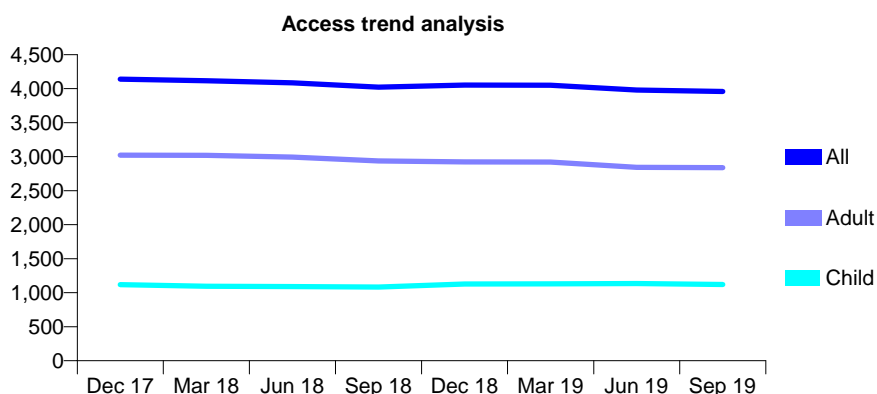
Q69 - Vital Signs At a Glance Contract Report for 167320/0001 - September 2019

Name or company name	MANOR DENTAL CARE
Contract type name	GDS Contract
Purpose of contract	General
Contract start date	01/06/2011
Contract end date	

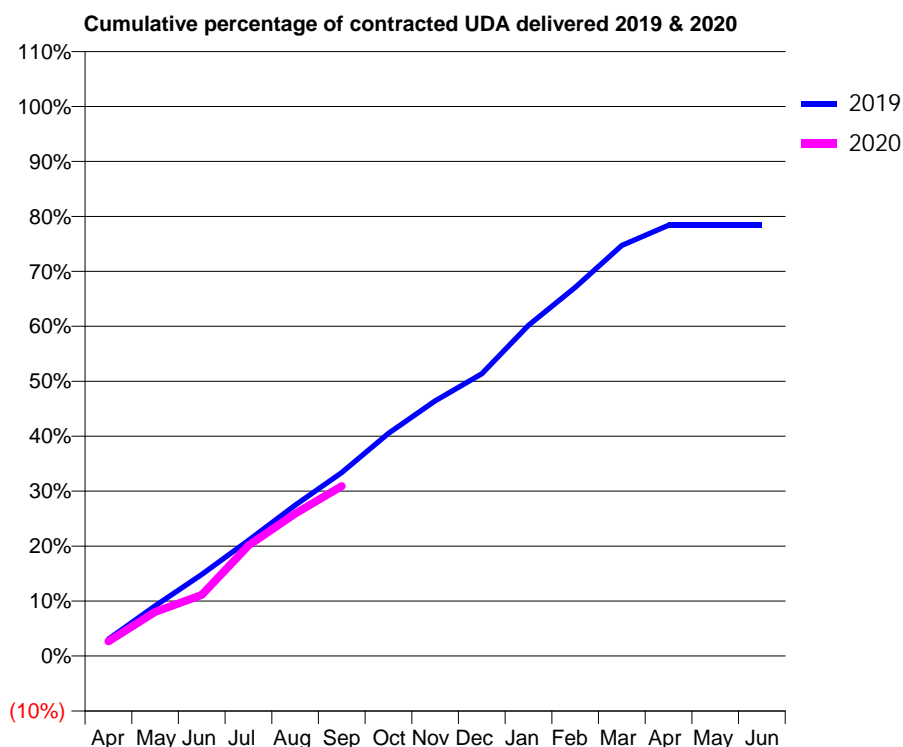
19/20 Contracted general activity (UDA)	15,661
Carry forward general activity (UDA)	0
19/20 Contracted orthodontic activity (UOA)	0
Carry forward orthodontic activity (UOA)	0
Baseline contract value	£457,990.72

ACCESS*

Patients seen in 24 months	Total	Change since previous quarter
Quarter ending September 2018	4,023	
Quarter ending December 2018	4,053	→
Quarter ending March 2019	4,050	→
Quarter ending June 2019	3,980	↓
Quarter ending September 2019	3,959	→
Variance since September 2018	(1.6%)	↓



ACTIVITY



Month	Adjusted Scheduled Activity (UDA)	
	2019	2020
April	480	421
May	1,432	1,257
June	2,325	1,742
July	3,296	3,149
August	4,300	4,057
September	5,232	4,842
October	6,350	
November	7,272	
December	8,042	
January	9,425	
February	10,505	
March	11,698	
April	12,272	
May	12,272	
June	12,272	

QUALITY

	Quantity	Base Number	Contract	AT	Region	England
% of FP17s for the same patient ID Re-attending within 3 months - Children	65	763	8.5%	11.2%	10.8%	11.5%
% of FP17s for the same patient ID Re-attending within 3 months - Adults	207	1,539	13.5%	14.6%	15.2%	15.4%
% of FP17s for the same patient ID Re-attending between 3 & 9 months - Children	436	763	57.1%	59.3%	62.2%	59.7%
% of FP17s for the same patient ID Re-attending between 3 & 9 months - Adults	700	1,539	45.5%	49.7%	52.9%	51.7%
% of FP17s for Band 1 Urgent Courses	220	2,112	10.4%	10.0%	9.7%	9.2%
% of FP17s Relating to Free Repair or Replacements	14	2,112	0.7%	0.6%	0.6%	0.7%
% of FP17s Relating to Continuations	8	2,112	0.4%	0.5%	0.7%	0.8%
% of Patients satisfied with the dentistry they have received	1	1	N/A	91.6%	93.6%	93.5%
% of Patients satisfied with the time they had to wait for an appointment	1	1	N/A	83.7%	86.3%	87.4%

* This is based on patients treated on this contract for their most recent course of treatment. Figures in italics indicate the base number of FP17s or Patient Questionnaire responses are less than 100. N/A is shown where the base number of responses is less than 10 during the period. % is calculated as Quantity/Base number*100

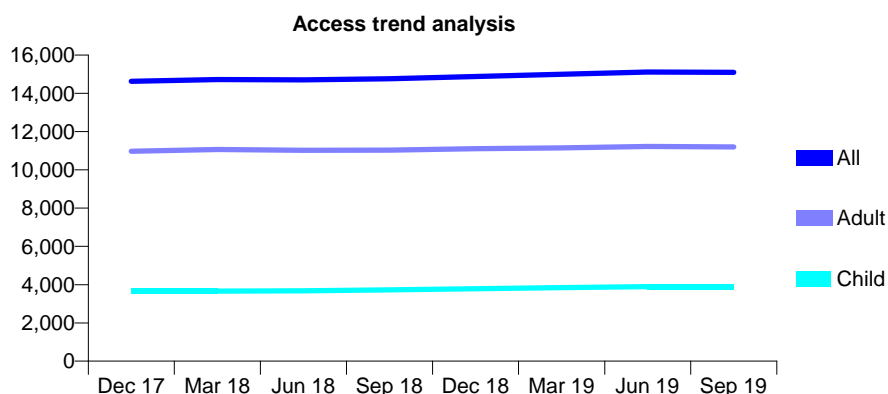
Q69 - Vital Signs At a Glance Contract Report for 167746/0001 - September 2019

Name or company name	Chipping Norton Dental Practice Limited
Contract type name	GDS Contract
Purpose of contract	General
Contract start date	01/09/2007
Contract end date	

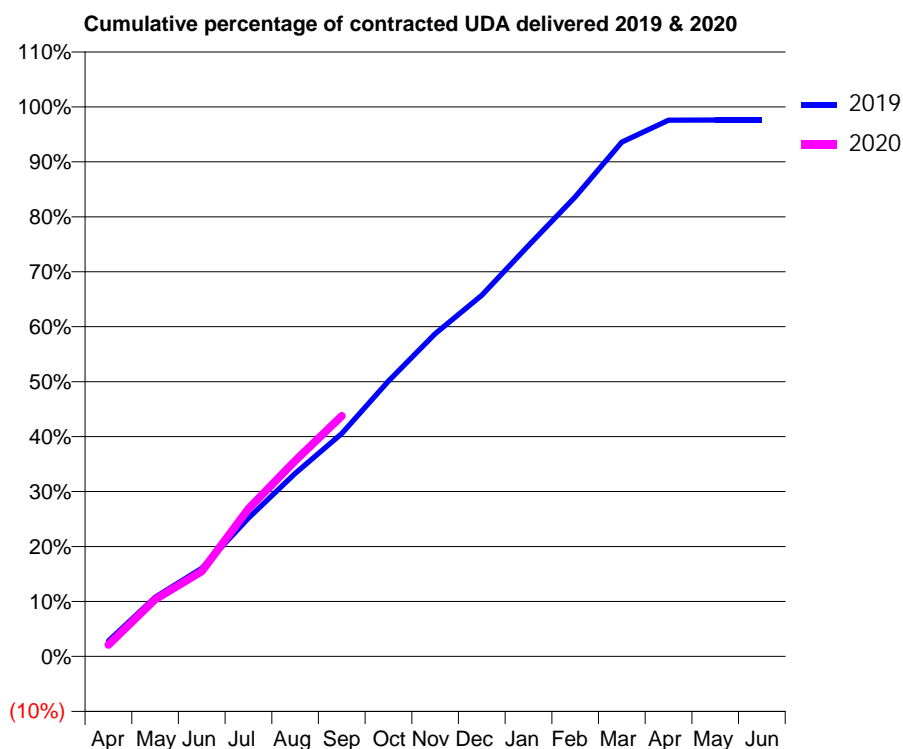
19/20 Contracted general activity (UDA)	35,904
Carry forward general activity (UDA)	895
19/20 Contracted orthodontic activity (UOA)	0
Carry forward orthodontic activity (UOA)	0
Baseline contract value	£883,489.63

ACCESS*

Patients seen in 24 months	Total	Change since previous quarter
Quarter ending September 2018	14,762	
Quarter ending December 2018	14,880	→
Quarter ending March 2019	15,001	→
Quarter ending June 2019	15,113	→
Quarter ending September 2019	15,094	→
Variance since September 2018	2.2%	↑



ACTIVITY



Month	Adjusted Scheduled Activity (UDA)	
	2019	2020
April	1,047	765
May	4,034	3,726
June	6,007	5,565
July	9,446	9,651
August	12,489	12,788
September	15,212	15,712
October	18,787	
November	22,027	
December	24,643	
January	28,042	
February	31,357	
March	35,101	
April	36,587	
May	36,609	
June	36,609	

QUALITY

	Quantity	Base Number	Contract	AT	Region	England
% of FP17s for the same patient ID Re-attending within 3 months - Children	122	2,783	4.4%	11.2%	10.8%	11.5%
% of FP17s for the same patient ID Re-attending within 3 months - Adults	728	7,089	10.3%	14.6%	15.2%	15.4%
% of FP17s for the same patient ID Re-attending between 3 & 9 months - Children	1,720	2,783	61.8%	59.3%	62.2%	59.7%
% of FP17s for the same patient ID Re-attending between 3 & 9 months - Adults	3,965	7,089	55.9%	49.7%	52.9%	51.7%
% of FP17s for Band 1 Urgent Courses	733	9,174	8.0%	10.0%	9.7%	9.2%
% of FP17s Relating to Free Repair or Replacements	34	9,174	0.4%	0.6%	0.6%	0.7%
% of FP17s Relating to Continuations	23	9,174	0.3%	0.5%	0.7%	0.8%
% of Patients satisfied with the dentistry they have received	5	7	N/A	91.6%	93.6%	93.5%
% of Patients satisfied with the time they had to wait for an appointment	7	7	N/A	83.7%	86.3%	87.4%

* This is based on patients treated on this contract for their most recent course of treatment.

Figures in italics indicate the base number of FP17s or Patient Questionnaire responses are less than 100. N/A is shown where the base number of responses is less than 10 during the period. % is calculated as Quantity/Base number*100

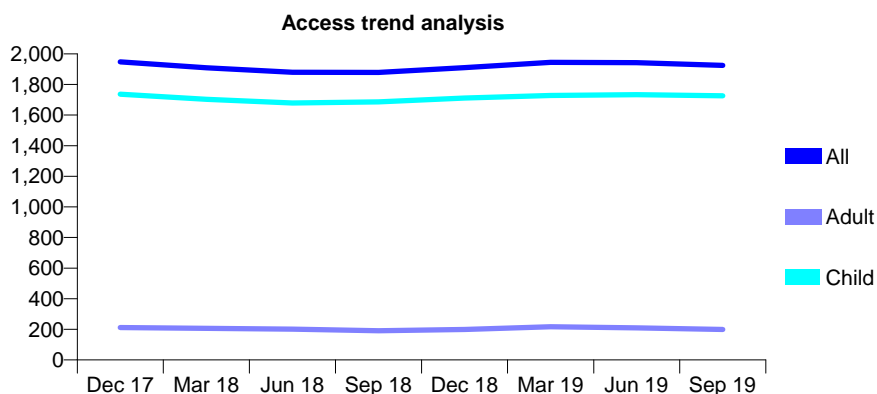
Q69 - Vital Signs At a Glance Contract Report for 169153/0001 - September 2019

Name or company name	Prospect Street Dental Practice
Contract type name	GDS Contract
Purpose of contract	General
Contract start date	27/11/2013
Contract end date	

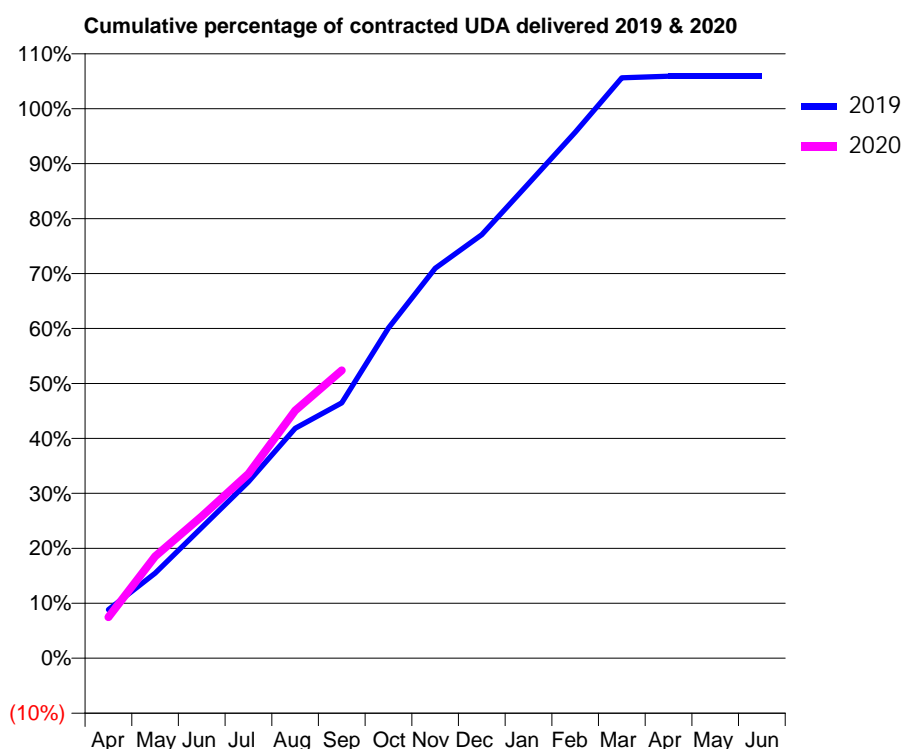
19/20 Contracted general activity (UDA)	3,522
Carry forward general activity (UDA)	-70
19/20 Contracted orthodontic activity (UOA)	0
Carry forward orthodontic activity (UOA)	0
Baseline contract value	£82,202.02

ACCESS*

Patients seen in 24 months	Total	Change since previous quarter
Quarter ending September 2018	1,878	
Quarter ending December 2018	1,910	→
Quarter ending March 2019	1,945	→
Quarter ending June 2019	1,943	→
Quarter ending September 2019	1,925	→
Variance since September 2018	2.5%	↑



ACTIVITY



Month	2019	2020
April	312	264
May	545	653
June	838	910
July	1,131	1,183
August	1,474	1,588
September	1,636	1,845
October	2,116	
November	2,498	
December	2,715	
January	3,042	
February	3,370	
March	3,719	
April	3,730	
May	3,729	
June	3,729	

QUALITY

	Quantity	Base Number	Contract	AT	Region	England
% of FP17s for the same patient ID Re-attending within 3 months - Children	72	1,417	5.1%	11.2%	10.8%	11.5%
% of FP17s for the same patient ID Re-attending within 3 months - Adults	1	54	1.9%	14.6%	15.2%	15.4%
% of FP17s for the same patient ID Re-attending between 3 & 9 months - Children	1,014	1,417	71.6%	59.3%	62.2%	59.7%
% of FP17s for the same patient ID Re-attending between 3 & 9 months - Adults	34	54	63.0%	49.7%	52.9%	51.7%
% of FP17s for Band 1 Urgent Courses	30	1,458	2.1%	10.0%	9.7%	9.2%
% of FP17s Relating to Free Repair or Replacements	0	1,458	0.0%	0.6%	0.6%	0.7%
% of FP17s Relating to Continuations	0	1,458	0.0%	0.5%	0.7%	0.8%
% of Patients satisfied with the dentistry they have received	0	0	N/A	91.6%	93.6%	93.5%
% of Patients satisfied with the time they had to wait for an appointment	0	0	N/A	83.7%	86.3%	87.4%

* This is based on patients treated on this contract for their most recent course of treatment.

Figures in italics indicate the base number of FP17s or Patient Questionnaire responses are less than 100. N/A is shown where the base number of responses is less than 10 during the period. % is calculated as Quantity/Base number*100

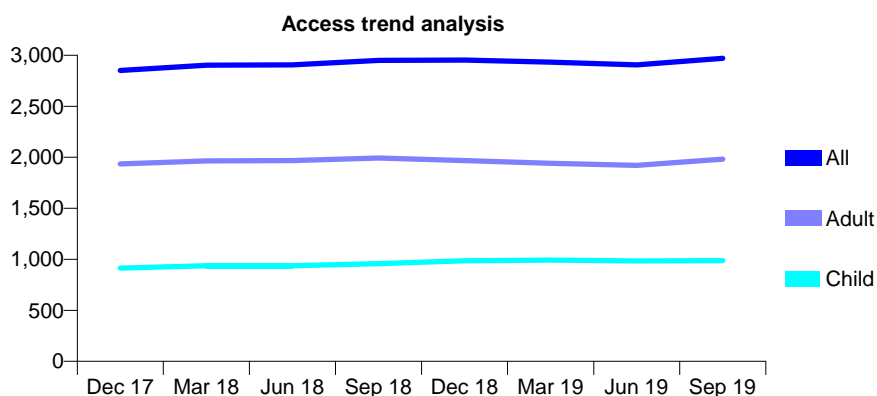
Q69 - Vital Signs At a Glance Contract Report for 169641/0001 - September 2019

Name or company name	Market Square Dental Practice
Contract type name	GDS Contract
Purpose of contract	General
Contract start date	01/06/2009
Contract end date	

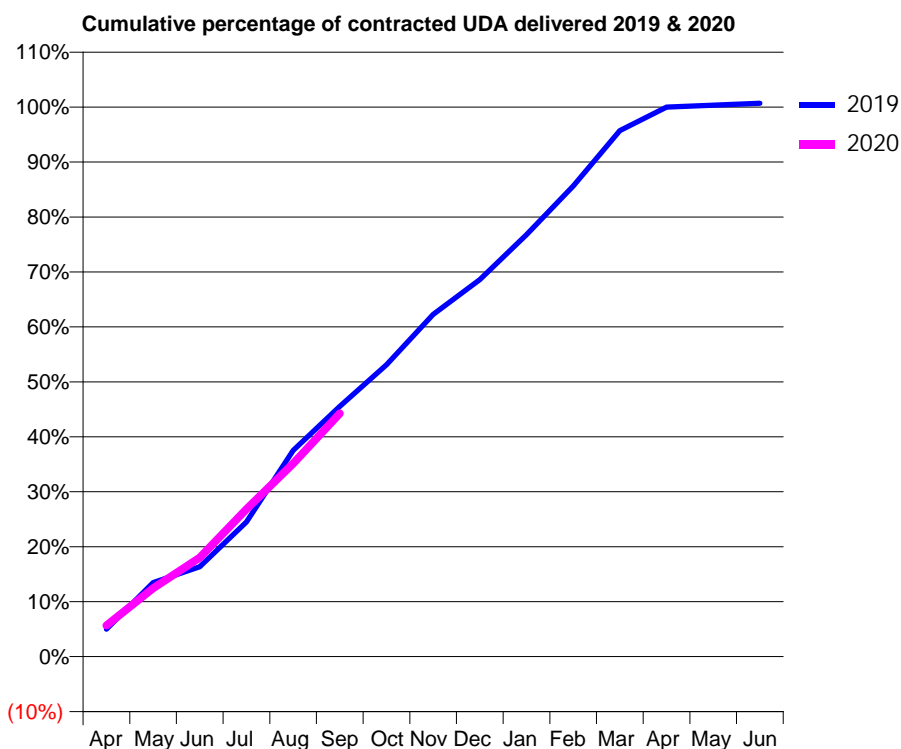
19/20 Contracted general activity (UDA)	8,424
Carry forward general activity (UDA)	-58
19/20 Contracted orthodontic activity (UOA)	0
Carry forward orthodontic activity (UOA)	0
Baseline contract value	£206,120.22

ACCESS*

Patients seen in 24 months	Total	Change since previous quarter
Quarter ending September 2018	2,950	
Quarter ending December 2018	2,954	→
Quarter ending March 2019	2,933	→
Quarter ending June 2019	2,906	→
Quarter ending September 2019	2,970	↑
Variance since September 2018	0.7%	→



ACTIVITY



Month	Adjusted Scheduled Activity (UDA)	
	2019	2020
April	420	478
May	1,136	1,050
June	1,377	1,517
July	2,066	2,260
August	3,161	2,959
September	3,836	3,727
October	4,474	
November	5,246	
December	5,778	
January	6,470	
February	7,214	
March	8,061	
April	8,423	
May	8,453	
June	8,483	

QUALITY

	Quantity	Base Number	Contract	AT	Region	England
% of FP17s for the same patient ID Re-attending within 3 months - Children	50	904	5.5%	11.2%	10.8%	11.5%
% of FP17s for the same patient ID Re-attending within 3 months - Adults	192	1,640	11.7%	14.6%	15.2%	15.4%
% of FP17s for the same patient ID Re-attending between 3 & 9 months - Children	728	904	80.5%	59.3%	62.2%	59.7%
% of FP17s for the same patient ID Re-attending between 3 & 9 months - Adults	1,122	1,640	68.4%	49.7%	52.9%	51.7%
% of FP17s for Band 1 Urgent Courses	204	2,376	8.6%	10.0%	9.7%	9.2%
% of FP17s Relating to Free Repair or Replacements	7	2,376	0.3%	0.6%	0.6%	0.7%
% of FP17s Relating to Continuations	9	2,376	0.4%	0.5%	0.7%	0.8%
% of Patients satisfied with the dentistry they have received	0	0	N/A	91.6%	93.6%	93.5%
% of Patients satisfied with the time they had to wait for an appointment	0	0	N/A	83.7%	86.3%	87.4%

* This is based on patients treated on this contract for their most recent course of treatment. Figures in italics indicate the base number of FP17s or Patient Questionnaire responses are less than 100. N/A is shown where the base number of responses is less than 10 during the period. % is calculated as Quantity/Base number*100

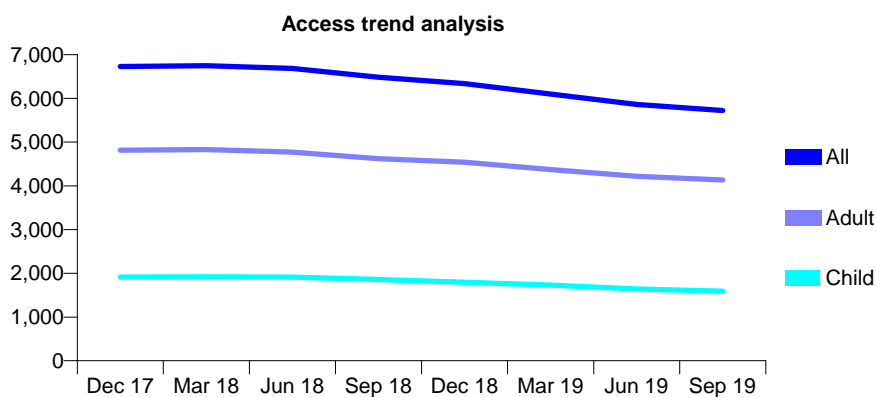
Q69 - Vital Signs At a Glance Contract Report for 173061/0001 - September 2019

Name or company name	Rodericks Dental Limited
Contract type name	GDS Contract
Purpose of contract	General
Contract start date	01/09/2015
Contract end date	

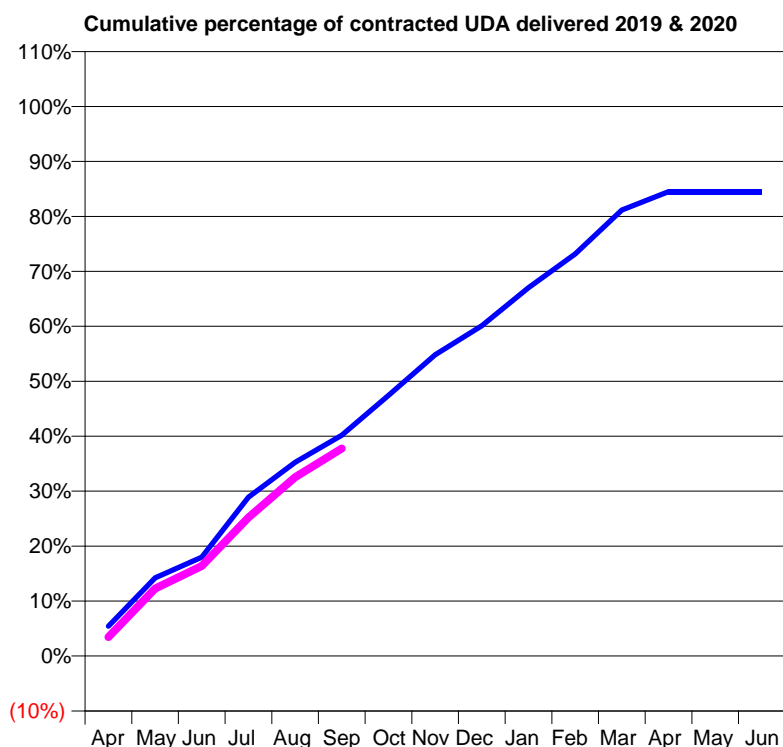
19/20 Contracted general activity (UDA)	16,735
Carry forward general activity (UDA)	0
19/20 Contracted orthodontic activity (UOA)	0
Carry forward orthodontic activity (UOA)	0
Baseline contract value	£410,089.60

ACCESS*

Patients seen in 24 months	Total	Change since previous quarter
Quarter ending September 2018	6,482	
Quarter ending December 2018	6,336	↓
Quarter ending March 2019	6,099	↓
Quarter ending June 2019	5,860	↓
Quarter ending September 2019	5,724	↓
Variance since September 2018	(11.7%)	↓



ACTIVITY



Month	Adjusted Scheduled Activity (UDA)	
	2019	2020
April	911	579
May	2,381	2,055
June	3,011	2,744
July	4,841	4,216
August	5,899	5,446
September	6,723	6,321
October	7,938	
November	9,176	
December	10,056	
January	11,213	
February	12,246	
March	13,581	
April	14,137	
May	14,139	
June	14,138	

QUALITY

	Quantity	Base Number	Contract	AT	Region	England
% of FP17s for the same patient ID Re-attending within 3 months - Children	107	1,135	9.4%	11.2%	10.8%	11.5%
% of FP17s for the same patient ID Re-attending within 3 months - Adults	312	2,585	12.1%	14.6%	15.2%	15.4%
% of FP17s for the same patient ID Re-attending between 3 & 9 months - Children	730	1,135	64.3%	59.3%	62.2%	59.7%
% of FP17s for the same patient ID Re-attending between 3 & 9 months - Adults	1,438	2,585	55.6%	49.7%	52.9%	51.7%
% of FP17s for Band 1 Urgent Courses	301	3,451	8.7%	10.0%	9.7%	9.2%
% of FP17s Relating to Free Repair or Replacements	28	3,451	0.8%	0.6%	0.6%	0.7%
% of FP17s Relating to Continuations	8	3,451	0.2%	0.5%	0.7%	0.8%
% of Patients satisfied with the dentistry they have received	3	3	N/A	91.6%	93.6%	93.5%
% of Patients satisfied with the time they had to wait for an appointment	3	3	N/A	83.7%	86.3%	87.4%

* This is based on patients treated on this contract for their most recent course of treatment. Figures in italics indicate the base number of FP17s or Patient Questionnaire responses are less than 100. N/A is shown where the base number of responses is less than 10 during the period. % is calculated as Quantity/Base number*100

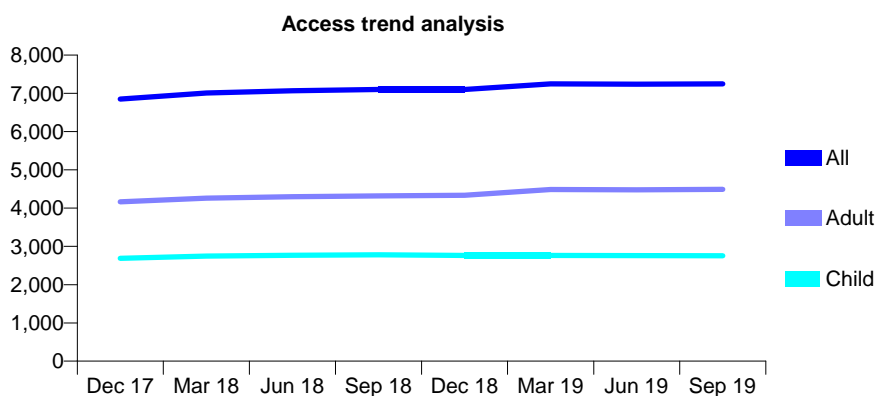
Q69 - Vital Signs At a Glance Contract Report for 175609/0001 - September 2019

Name or company name	Riverside Dental Centre Ltd
Contract type name	GDS Contract
Purpose of contract	General
Contract start date	01/07/2008
Contract end date	

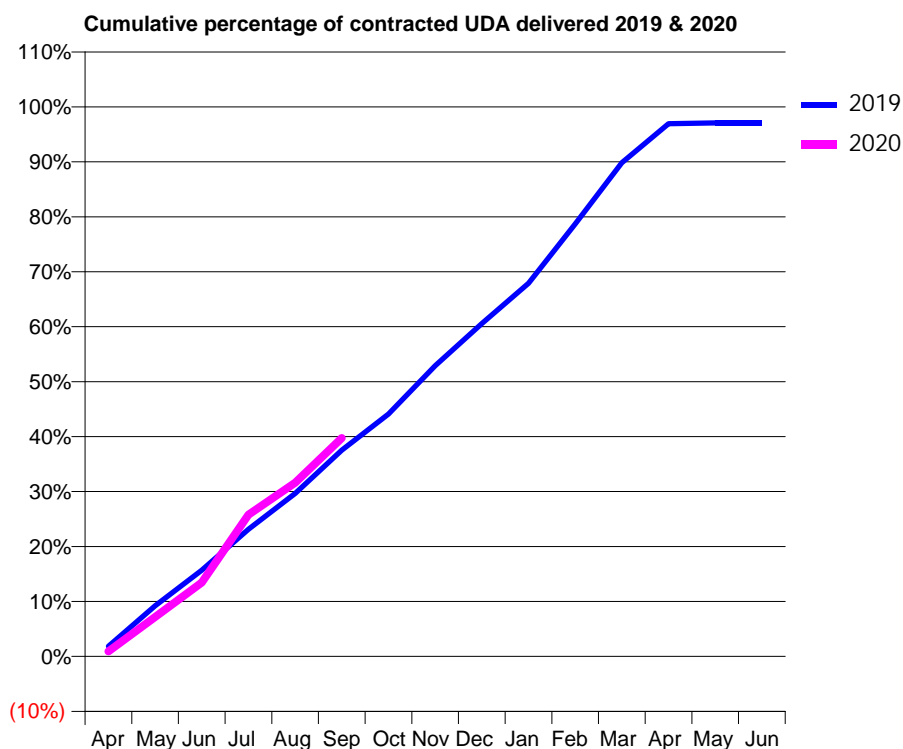
19/20 Contracted general activity (UDA)	19,096
Carry forward general activity (UDA)	556
19/20 Contracted orthodontic activity (UOA)	0
Carry forward orthodontic activity (UOA)	0
Baseline contract value	£582,491.91

ACCESS*

Patients seen in 24 months	Total	Change since previous quarter
Quarter ending September 2018	7,100	
Quarter ending December 2018	7,098	→
Quarter ending March 2019	7,249	↑
Quarter ending June 2019	7,238	→
Quarter ending September 2019	7,244	→
Variance since September 2018	2.0%	↑



ACTIVITY



Month	2019	2020
April	353	179
May	1,758	1,375
June	2,997	2,571
July	4,419	4,922
August	5,663	6,036
September	7,165	7,587
October	8,421	
November	10,101	
December	11,563	
January	12,962	
February	15,029	
March	17,153	
April	18,511	
May	18,536	
June	18,539	

QUALITY

	Quantity	Base Number	Contract	AT	Region	England
% of FP17s for the same patient ID Re-attending within 3 months - Children	175	2,203	7.9%	11.2%	10.8%	11.5%
% of FP17s for the same patient ID Re-attending within 3 months - Adults	297	2,623	11.3%	14.6%	15.2%	15.4%
% of FP17s for the same patient ID Re-attending between 3 & 9 months - Children	1,454	2,203	66.0%	59.3%	62.2%	59.7%
% of FP17s for the same patient ID Re-attending between 3 & 9 months - Adults	1,282	2,623	48.9%	49.7%	52.9%	51.7%
% of FP17s for Band 1 Urgent Courses	345	4,231	8.2%	10.0%	9.7%	9.2%
% of FP17s Relating to Free Repair or Replacements	12	4,231	0.3%	0.6%	0.6%	0.7%
% of FP17s Relating to Continuations	30	4,231	0.7%	0.5%	0.7%	0.8%
% of Patients satisfied with the dentistry they have received	3	3	N/A	91.6%	93.6%	93.5%
% of Patients satisfied with the time they had to wait for an appointment	2	3	N/A	83.7%	86.3%	87.4%

* This is based on patients treated on this contract for their most recent course of treatment. Figures in italics indicate the base number of FP17s or Patient Questionnaire responses are less than 100. N/A is shown where the base number of responses is less than 10 during the period. % is calculated as Quantity/Base number*100

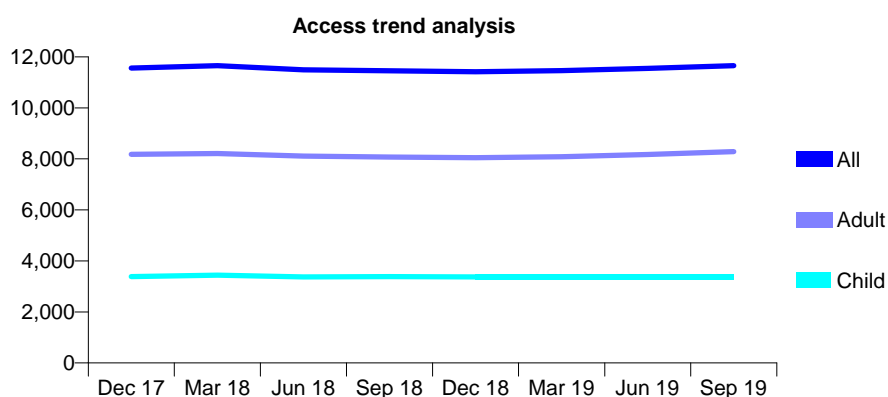
Q69 - Vital Signs At a Glance Contract Report for 176621/0001 - September 2019

Name or company name	Rodericks Ltd
Contract type name	GDS Contract
Purpose of contract	General
Contract start date	01/04/2008
Contract end date	

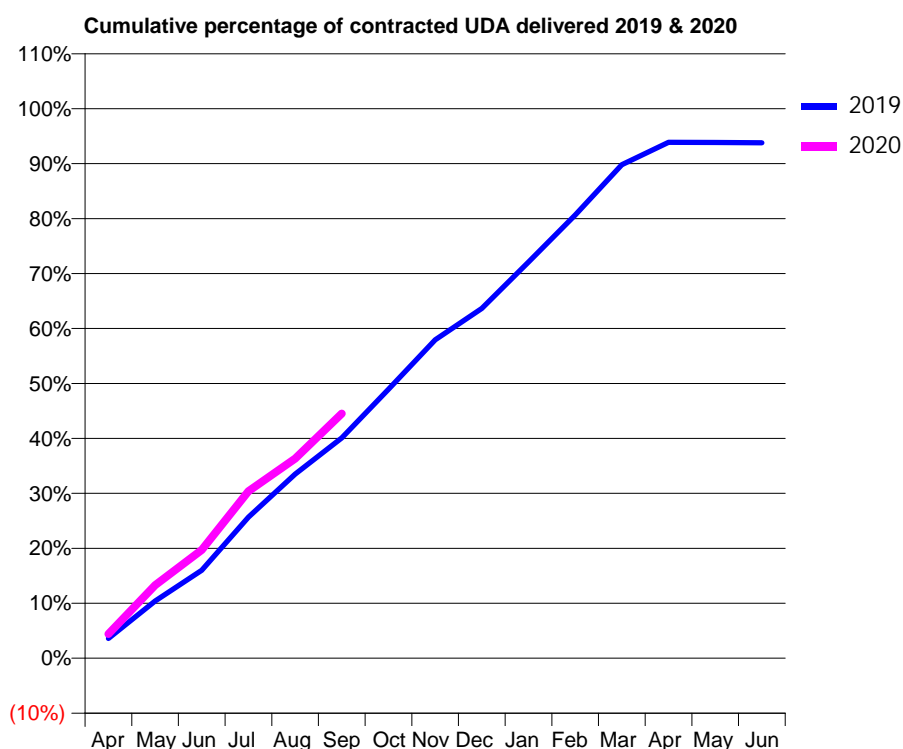
19/20 Contracted general activity (UDA)	29,400
Carry forward general activity (UDA)	0
19/20 Contracted orthodontic activity (UOA)	0
Carry forward orthodontic activity (UOA)	0
Baseline contract value	£710,004.80

ACCESS*

Patients seen in 24 months	Total	Change since previous quarter
Quarter ending September 2018	11,454	
Quarter ending December 2018	11,417	→
Quarter ending March 2019	11,457	→
Quarter ending June 2019	11,546	→
Quarter ending September 2019	11,655	→
Variance since September 2018	1.8%	→



ACTIVITY



Month	2019	2020
April	1,063	1,303
May	3,067	3,914
June	4,709	5,794
July	7,543	8,938
August	9,852	10,681
September	11,790	13,091
October	14,384	
November	17,031	
December	18,712	
January	21,195	
February	23,710	
March	26,399	
April	27,600	
May	27,589	
June	27,572	

QUALITY

	Quantity	Base Number	Contract	AT	Region	England
% of FP17s for the same patient ID Re-attending within 3 months - Children	160	2,541	6.3%	11.2%	10.8%	11.5%
% of FP17s for the same patient ID Re-attending within 3 months - Adults	786	5,441	14.4%	14.6%	15.2%	15.4%
% of FP17s for the same patient ID Re-attending between 3 & 9 months - Children	1,677	2,541	66.0%	59.3%	62.2%	59.7%
% of FP17s for the same patient ID Re-attending between 3 & 9 months - Adults	2,705	5,441	49.7%	49.7%	52.9%	51.7%
% of FP17s for Band 1 Urgent Courses	780	7,415	10.5%	10.0%	9.7%	9.2%
% of FP17s Relating to Free Repair or Replacements	41	7,415	0.6%	0.6%	0.6%	0.7%
% of FP17s Relating to Continuations	18	7,415	0.2%	0.5%	0.7%	0.8%
% of Patients satisfied with the dentistry they have received	8	8	N/A	91.6%	93.6%	93.5%
% of Patients satisfied with the time they had to wait for an appointment	7	8	N/A	83.7%	86.3%	87.4%

* This is based on patients treated on this contract for their most recent course of treatment.

Figures in italics indicate the base number of FP17s or Patient Questionnaire responses are less than 100. N/A is shown where the base number of responses is less than 10 during the period. % is calculated as Quantity/Base number*100

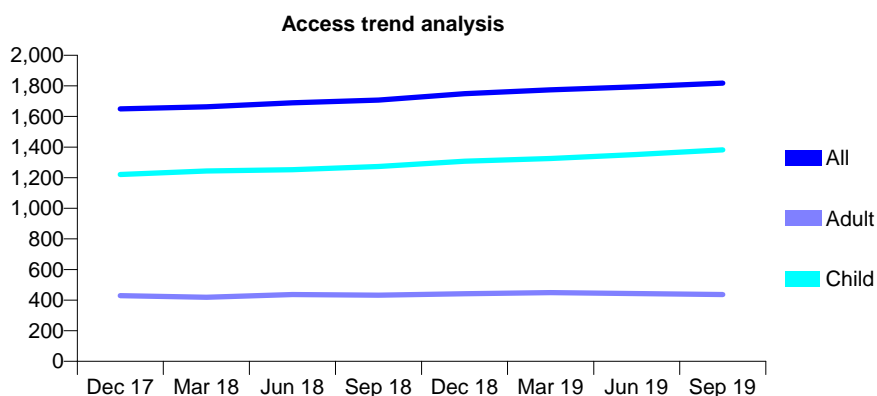
Q69 - Vital Signs At a Glance Contract Report for 177393/0001 - September 2019

Name or company name	Aston Clinton Dental
Contract type name	GDS Contract
Purpose of contract	General
Contract start date	01/04/2013
Contract end date	

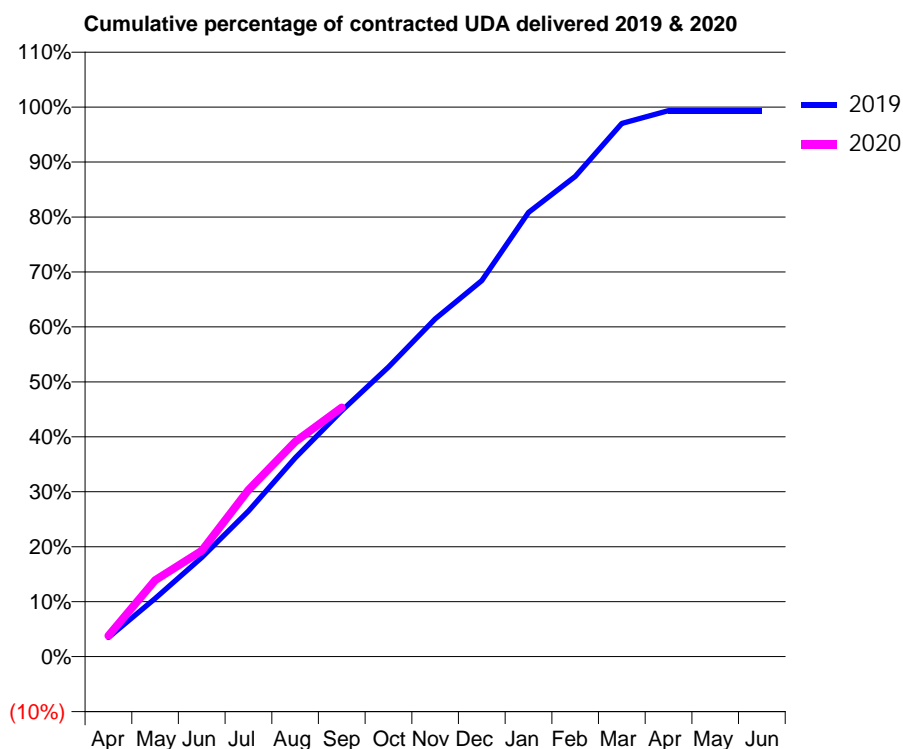
19/20 Contracted general activity (UDA)	3,800
Carry forward general activity (UDA)	25
19/20 Contracted orthodontic activity (UOA)	0
Carry forward orthodontic activity (UOA)	0
Baseline contract value	£90,609.49

ACCESS*

Patients seen in 24 months	Total	Change since previous quarter
Quarter ending September 2018	1,707	
Quarter ending December 2018	1,749	↑
Quarter ending March 2019	1,774	→
Quarter ending June 2019	1,794	→
Quarter ending September 2019	1,818	→
Variance since September 2018	6.5%	↑



ACTIVITY



Month	Adjusted Scheduled Activity (UDA)	
	2019	2020
April	132	144
May	403	529
June	686	733
July	1,006	1,152
August	1,375	1,486
September	1,700	1,723
October	2,002	
November	2,335	
December	2,600	
January	3,071	
February	3,320	
March	3,688	
April	3,775	
May	3,775	
June	3,775	

QUALITY

	Quantity	Base Number	Contract	AT	Region	England
% of FP17s for the same patient ID Re-attending within 3 months - Children	53	1,087	4.9%	11.2%	10.8%	11.5%
% of FP17s for the same patient ID Re-attending within 3 months - Adults	30	208	14.4%	14.6%	15.2%	15.4%
% of FP17s for the same patient ID Re-attending between 3 & 9 months - Children	743	1,087	68.4%	59.3%	62.2%	59.7%
% of FP17s for the same patient ID Re-attending between 3 & 9 months - Adults	110	208	52.9%	49.7%	52.9%	51.7%
% of FP17s for Band 1 Urgent Courses	52	1,226	4.2%	10.0%	9.7%	9.2%
% of FP17s Relating to Free Repair or Replacements	0	1,226	0.0%	0.6%	0.6%	0.7%
% of FP17s Relating to Continuations	0	1,226	0.0%	0.5%	0.7%	0.8%
% of Patients satisfied with the dentistry they have received	0	0	N/A	91.6%	93.6%	93.5%
% of Patients satisfied with the time they had to wait for an appointment	0	0	N/A	83.7%	86.3%	87.4%

* This is based on patients treated on this contract for their most recent course of treatment. Figures in italics indicate the base number of FP17s or Patient Questionnaire responses are less than 100. N/A is shown where the base number of responses is less than 10 during the period. % is calculated as Quantity/Base number*100

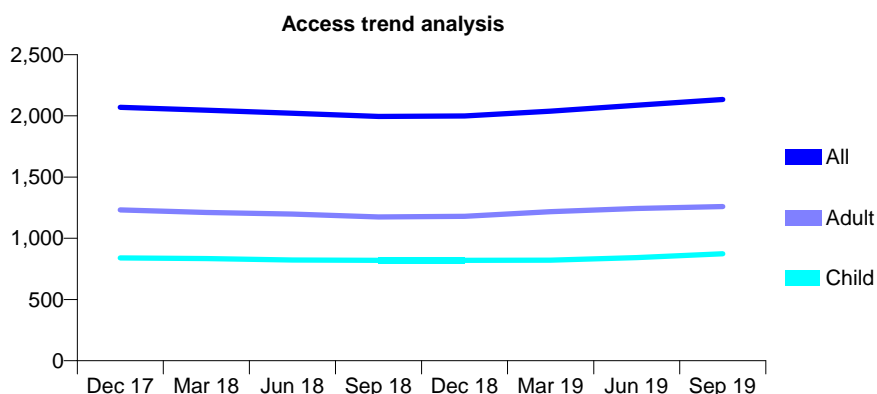
Q69 - Vital Signs At a Glance Contract Report for 177806/0001 - September 2019

Name or company name	Westwood Smile Care Ltd
Contract type name	GDS Contract
Purpose of contract	General
Contract start date	01/07/2013
Contract end date	

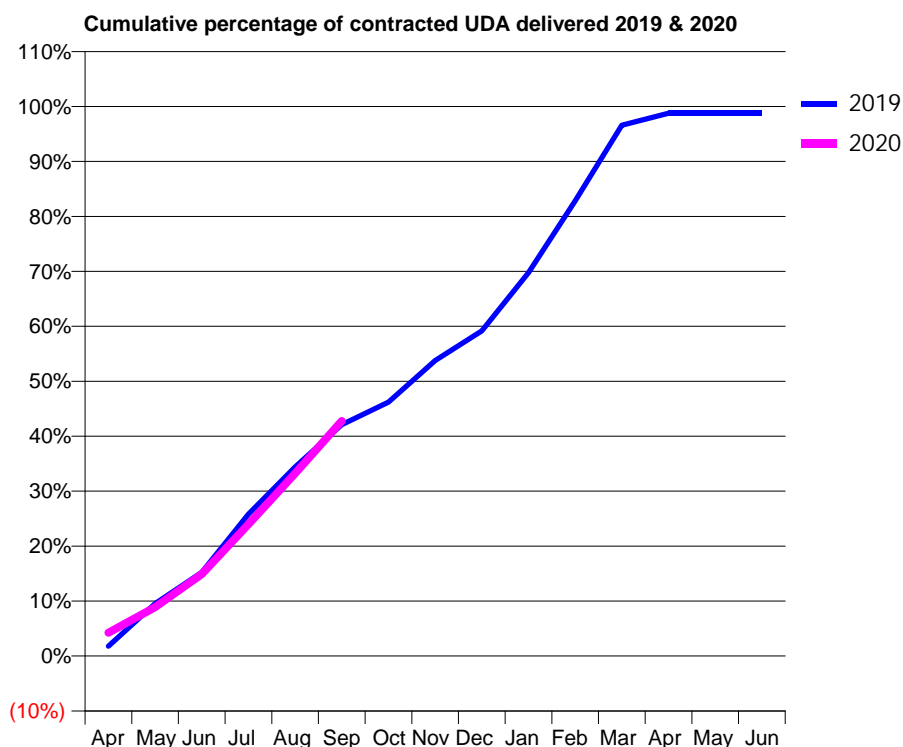
19/20 Contracted general activity (UDA)	3,150
Carry forward general activity (UDA)	41
19/20 Contracted orthodontic activity (UOA)	0
Carry forward orthodontic activity (UOA)	0
Baseline contract value	£76,374.61

ACCESS*

Patients seen in 24 months	Total	Change since previous quarter
Quarter ending September 2018	1,995	
Quarter ending December 2018	1,999	→
Quarter ending March 2019	2,039	↑
Quarter ending June 2019	2,087	↑
Quarter ending September 2019	2,134	↑
Variance since September 2018	7.0%	↑



ACTIVITY



Month	Adjusted Scheduled Activity (UDA)	
	2019	2020
April	60	133
May	316	280
June	503	470
July	854	756
August	1,138	1,047
September	1,393	1,348
October	1,528	
November	1,778	
December	1,958	
January	2,307	
February	2,740	
March	3,195	
April	3,268	
May	3,268	
June	3,266	

QUALITY

	Quantity	Base Number	Contract	AT	Region	England
% of FP17s for the same patient ID Re-attending within 3 months - Children	70	633	11.1%	11.2%	10.8%	11.5%
% of FP17s for the same patient ID Re-attending within 3 months - Adults	133	741	17.9%	14.6%	15.2%	15.4%
% of FP17s for the same patient ID Re-attending between 3 & 9 months - Children	305	633	48.2%	59.3%	62.2%	59.7%
% of FP17s for the same patient ID Re-attending between 3 & 9 months - Adults	282	741	38.1%	49.7%	52.9%	51.7%
% of FP17s for Band 1 Urgent Courses	43	624	6.9%	10.0%	9.7%	9.2%
% of FP17s Relating to Free Repair or Replacements	0	624	0.0%	0.6%	0.6%	0.7%
% of FP17s Relating to Continuations	4	624	0.6%	0.5%	0.7%	0.8%
% of Patients satisfied with the dentistry they have received	2	2	N/A	91.6%	93.6%	93.5%
% of Patients satisfied with the time they had to wait for an appointment	2	2	N/A	83.7%	86.3%	87.4%

* This is based on patients treated on this contract for their most recent course of treatment. Figures in italics indicate the base number of FP17s or Patient Questionnaire responses are less than 100. N/A is shown where the base number of responses is less than 10 during the period. % is calculated as Quantity/Base number*100

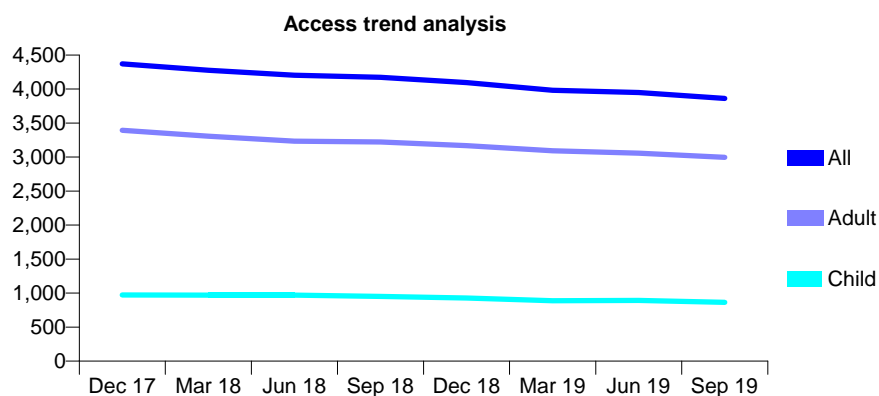
Q69 - Vital Signs At a Glance Contract Report for 177881/0001 - September 2019

Name or company name	The Burnham Dental Practice
Contract type name	GDS Contract
Purpose of contract	General
Contract start date	01/06/2010
Contract end date	

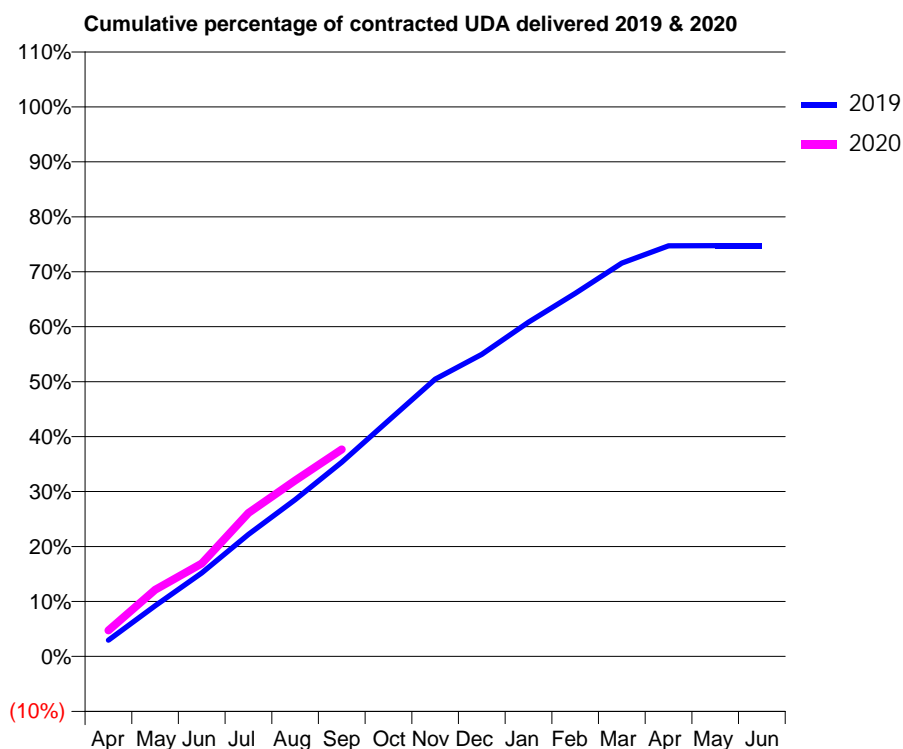
19/20 Contracted general activity (UDA)	14,629
Carry forward general activity (UDA)	0
19/20 Contracted orthodontic activity (UOA)	0
Carry forward orthodontic activity (UOA)	0
Baseline contract value	£440,408.57

ACCESS*

Patients seen in 24 months	Total	Change since previous quarter
Quarter ending September 2018	4,174	
Quarter ending December 2018	4,095	↓
Quarter ending March 2019	3,983	↓
Quarter ending June 2019	3,950	→
Quarter ending September 2019	3,862	↓
Variance since September 2018	(7.5%)	↓



ACTIVITY



Month	2019	2020
April	433	694
May	1,348	1,774
June	2,222	2,474
July	3,252	3,822
August	4,172	4,683
September	5,170	5,512
October	6,279	
November	7,384	
December	8,044	
January	8,897	
February	9,667	
March	10,471	
April	10,928	
May	10,931	
June	10,931	

QUALITY

	Quantity	Base Number	Contract	AT	Region	England
% of FP17s for the same patient ID Re-attending within 3 months - Children	14	585	2.4%	11.2%	10.8%	11.5%
% of FP17s for the same patient ID Re-attending within 3 months - Adults	166	2,049	8.1%	14.6%	15.2%	15.4%
% of FP17s for the same patient ID Re-attending between 3 & 9 months - Children	373	585	63.8%	59.3%	62.2%	59.7%
% of FP17s for the same patient ID Re-attending between 3 & 9 months - Adults	1,199	2,049	58.5%	49.7%	52.9%	51.7%
% of FP17s for Band 1 Urgent Courses	67	2,431	2.8%	10.0%	9.7%	9.2%
% of FP17s Relating to Free Repair or Replacements	1	2,431	0.0%	0.6%	0.6%	0.7%
% of FP17s Relating to Continuations	13	2,431	0.5%	0.5%	0.7%	0.8%
% of Patients satisfied with the dentistry they have received	3	3	N/A	91.6%	93.6%	93.5%
% of Patients satisfied with the time they had to wait for an appointment	3	3	N/A	83.7%	86.3%	87.4%

* This is based on patients treated on this contract for their most recent course of treatment. Figures in italics indicate the base number of FP17s or Patient Questionnaire responses are less than 100. N/A is shown where the base number of responses is less than 10 during the period. % is calculated as Quantity/Base number*100

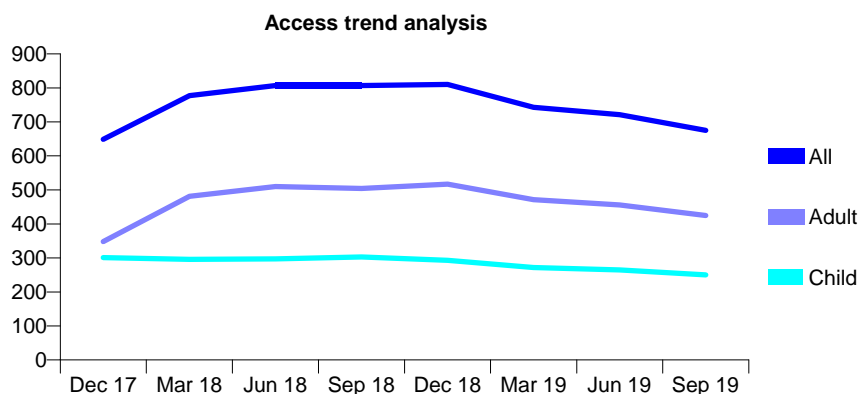
Q69 - Vital Signs At a Glance Contract Report for 181285/0001 - September 2019

Name or company name	MR D R BARRETT
Contract type name	GDS Contract
Purpose of contract	General
Contract start date	01/12/2015
Contract end date	

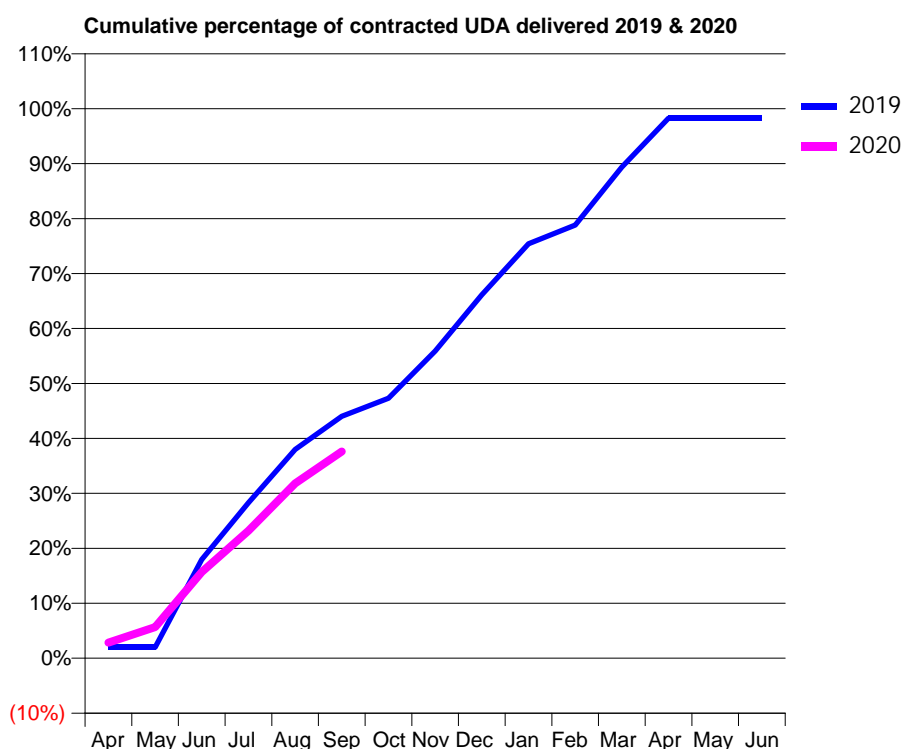
19/20 Contracted general activity (UDA)	1,000
Carry forward general activity (UDA)	17
19/20 Contracted orthodontic activity (UOA)	0
Carry forward orthodontic activity (UOA)	0
Baseline contract value	£24,477.91

ACCESS*

Patients seen in 24 months	Total	Change since previous quarter
Quarter ending September 2018	807	
Quarter ending December 2018	810	→
Quarter ending March 2019	743	↓
Quarter ending June 2019	721	↓
Quarter ending September 2019	675	↓
Variance since September 2018	(16.4%)	↓



ACTIVITY



Month	2019	2020
April	20	28
May	20	57
June	180	157
July	283	232
August	380	318
September	440	376
October	473	
November	559	
December	661	
January	754	
February	788	
March	894	
April	983	
May	983	
June	983	

QUALITY

	Quantity	Base Number	Contract	AT	Region	England
% of FP17s for the same patient ID Re-attending within 3 months - Children	11	165	6.7%	11.2%	10.8%	11.5%
% of FP17s for the same patient ID Re-attending within 3 months - Adults	13	123	10.6%	14.6%	15.2%	15.4%
% of FP17s for the same patient ID Re-attending between 3 & 9 months - Children	71	165	43.0%	59.3%	62.2%	59.7%
% of FP17s for the same patient ID Re-attending between 3 & 9 months - Adults	51	123	41.5%	49.7%	52.9%	51.7%
% of FP17s for Band 1 Urgent Courses	6	257	2.3%	10.0%	9.7%	9.2%
% of FP17s Relating to Free Repair or Replacements	0	257	0.0%	0.6%	0.6%	0.7%
% of FP17s Relating to Continuations	7	257	2.7%	0.5%	0.7%	0.8%
% of Patients satisfied with the dentistry they have received	0	0	N/A	91.6%	93.6%	93.5%
% of Patients satisfied with the time they had to wait for an appointment	0	0	N/A	83.7%	86.3%	87.4%

* This is based on patients treated on this contract for their most recent course of treatment.

Figures in italics indicate the base number of FP17s or Patient Questionnaire responses are less than 100. N/A is shown where the base number of responses is less than 10 during the period. % is calculated as Quantity/Base number*100

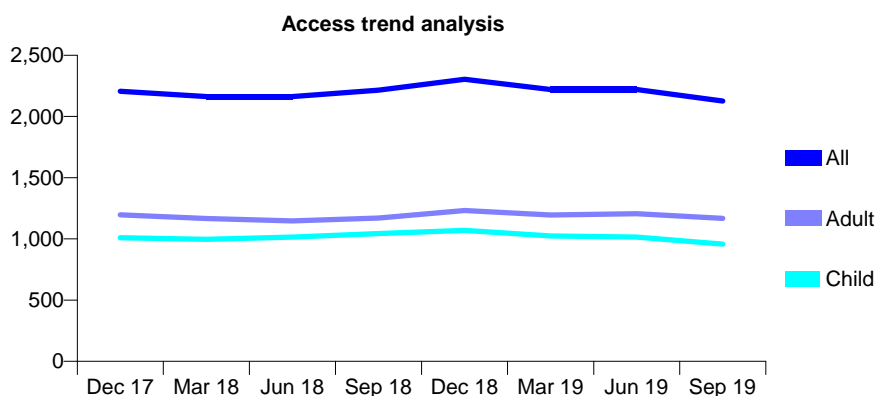
Q69 - Vital Signs At a Glance Contract Report for 181730/0004 - September 2019

Name or company name	Buckinghamshire Priority Dental Service
Contract type name	PDS Contract
Purpose of contract	General
Contract start date	26/10/2008
Contract end date	31/03/2021

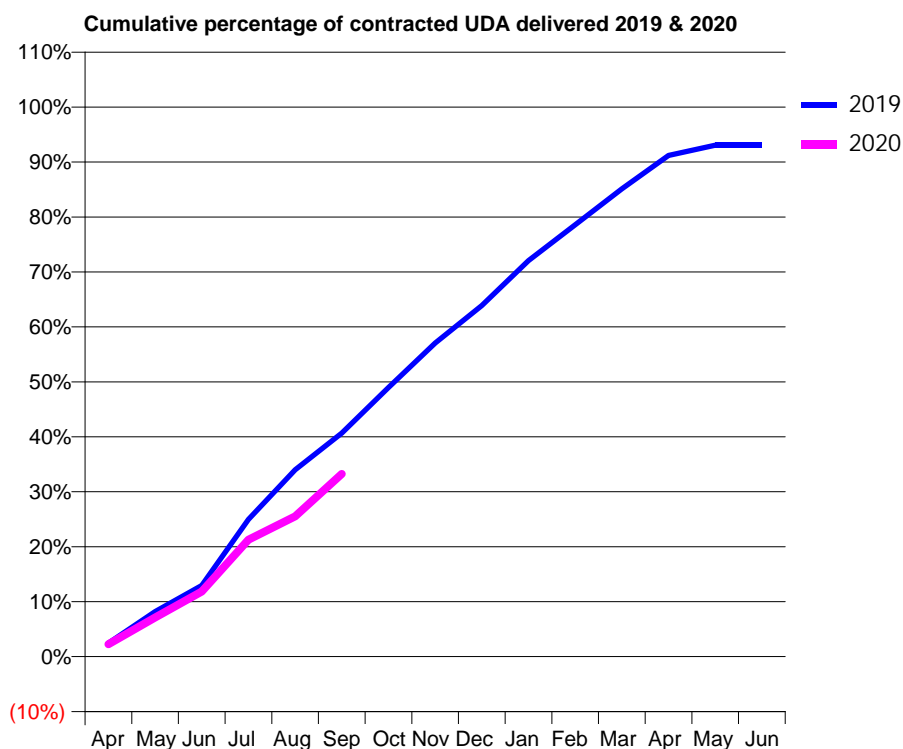
19/20 Contracted general activity (UDA)	7,259
Carry forward general activity (UDA)	0
19/20 Contracted orthodontic activity (UOA)	0
Carry forward orthodontic activity (UOA)	0
Baseline contract value	£0.00

ACCESS*

Patients seen in 24 months	Total	Change since previous quarter
Quarter ending September 2018	2,215	
Quarter ending December 2018	2,303	↑
Quarter ending March 2019	2,221	↓
Quarter ending June 2019	2,221	→
Quarter ending September 2019	2,126	↓
Variance since September 2018	(4.0%)	↓



ACTIVITY



Month	Adjusted Scheduled Activity (UDA)	
	2019	2020
April	179	165
May	597	518
June	940	859
July	1,814	1,543
August	2,468	1,854
September	2,953	2,414
October	3,554	
November	4,142	
December	4,636	
January	5,231	
February	5,704	
March	6,178	
April	6,618	
May	6,754	
June	6,755	

QUALITY

	Quantity	Base Number	Contract	AT	Region	England
% of FP17s for the same patient ID Re-attending within 3 months - Children	165	924	17.9%	11.2%	10.8%	11.5%
% of FP17s for the same patient ID Re-attending within 3 months - Adults	54	598	9.0%	14.6%	15.2%	15.4%
% of FP17s for the same patient ID Re-attending between 3 & 9 months - Children	175	924	18.9%	59.3%	62.2%	59.7%
% of FP17s for the same patient ID Re-attending between 3 & 9 months - Adults	198	598	33.1%	49.7%	52.9%	51.7%
% of FP17s for Band 1 Urgent Courses	46	1,248	3.7%	10.0%	9.7%	9.2%
% of FP17s Relating to Free Repair or Replacements	1	1,248	0.1%	0.6%	0.6%	0.7%
% of FP17s Relating to Continuations	47	1,248	3.8%	0.5%	0.7%	0.8%
% of Patients satisfied with the dentistry they have received	1	1	N/A	91.6%	93.6%	93.5%
% of Patients satisfied with the time they had to wait for an appointment	1	1	N/A	83.7%	86.3%	87.4%

* This is based on patients treated on this contract for their most recent course of treatment. Figures in italics indicate the base number of FP17s or Patient Questionnaire responses are less than 100. N/A is shown where the base number of responses is less than 10 during the period. % is calculated as Quantity/Base number*100

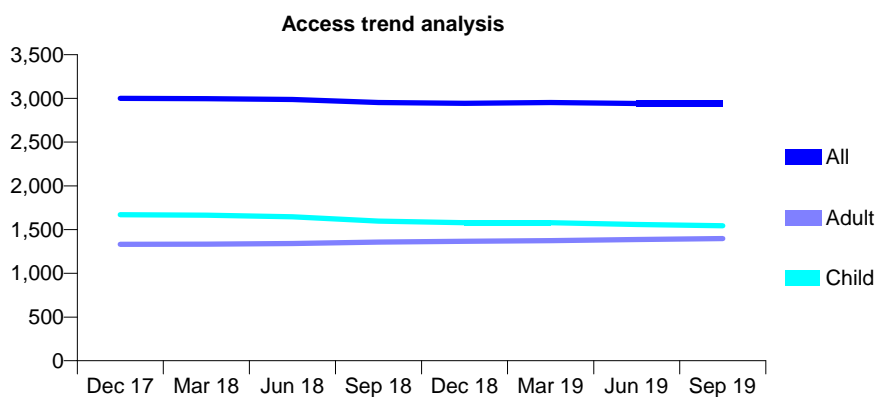
Q69 - Vital Signs At a Glance Contract Report for 182885/0002 - September 2019

Name or company name	CEDAR DENTAL CARE LTD
Contract type name	GDS Contract
Purpose of contract	General
Contract start date	31/03/2014
Contract end date	

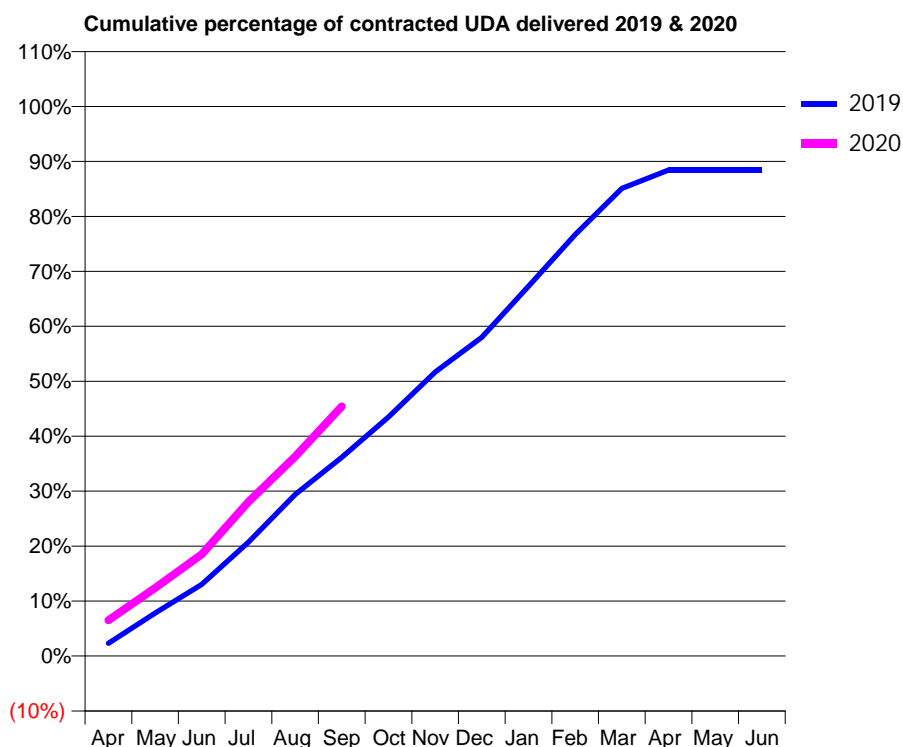
19/20 Contracted general activity (UDA)	8,200
Carry forward general activity (UDA)	0
19/20 Contracted orthodontic activity (UOA)	0
Carry forward orthodontic activity (UOA)	0
Baseline contract value	£164,762.40

ACCESS*

Patients seen in 24 months	Total	Change since previous quarter
Quarter ending September 2018	2,953	
Quarter ending December 2018	2,944	→
Quarter ending March 2019	2,953	→
Quarter ending June 2019	2,943	→
Quarter ending September 2019	2,942	→
Variance since September 2018	(0.4%)	→



ACTIVITY



Month	Adjusted Scheduled Activity (UDA)	
	2019	2020
April	190	534
May	642	1,015
June	1,070	1,518
July	1,700	2,302
August	2,411	2,979
September	2,966	3,724
October	3,566	
November	4,237	
December	4,754	
January	5,517	
February	6,289	
March	6,975	
April	7,250	
May	7,251	
June	7,251	

QUALITY

	Quantity	Base Number	Contract	AT	Region	England
% of FP17s for the same patient ID Re-attending within 3 months - Children	133	1,430	9.3%	11.2%	10.8%	11.5%
% of FP17s for the same patient ID Re-attending within 3 months - Adults	140	986	14.2%	14.6%	15.2%	15.4%
% of FP17s for the same patient ID Re-attending between 3 & 9 months - Children	1,020	1,430	71.3%	59.3%	62.2%	59.7%
% of FP17s for the same patient ID Re-attending between 3 & 9 months - Adults	637	986	64.6%	49.7%	52.9%	51.7%
% of FP17s for Band 1 Urgent Courses	72	2,255	3.2%	10.0%	9.7%	9.2%
% of FP17s Relating to Free Repair or Replacements	13	2,255	0.6%	0.6%	0.6%	0.7%
% of FP17s Relating to Continuations	8	2,255	0.4%	0.5%	0.7%	0.8%
% of Patients satisfied with the dentistry they have received	0	0	N/A	91.6%	93.6%	93.5%
% of Patients satisfied with the time they had to wait for an appointment	0	0	N/A	83.7%	86.3%	87.4%

* This is based on patients treated on this contract for their most recent course of treatment. Figures in italics indicate the base number of FP17s or Patient Questionnaire responses are less than 100. N/A is shown where the base number of responses is less than 10 during the period. % is calculated as Quantity/Base number*100

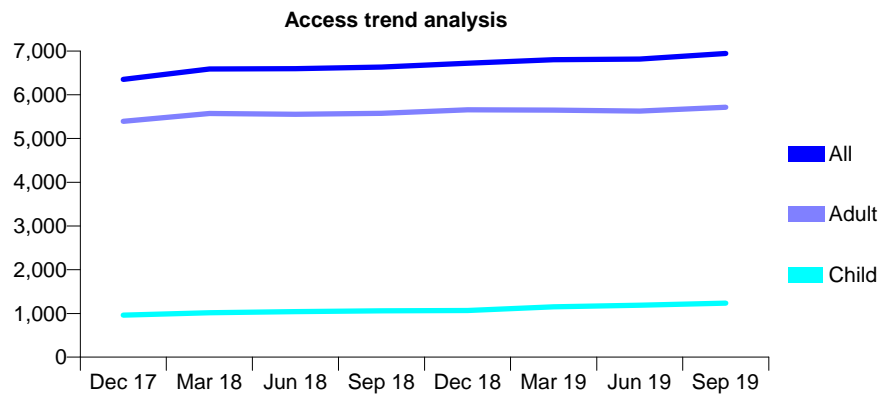
Q69 - Vital Signs At a Glance Contract Report for 183377/0001 - September 2019

Name or company name	Temple Street Dental Practice
Contract type name	GDS Contract
Purpose of contract	General
Contract start date	01/08/2012
Contract end date	

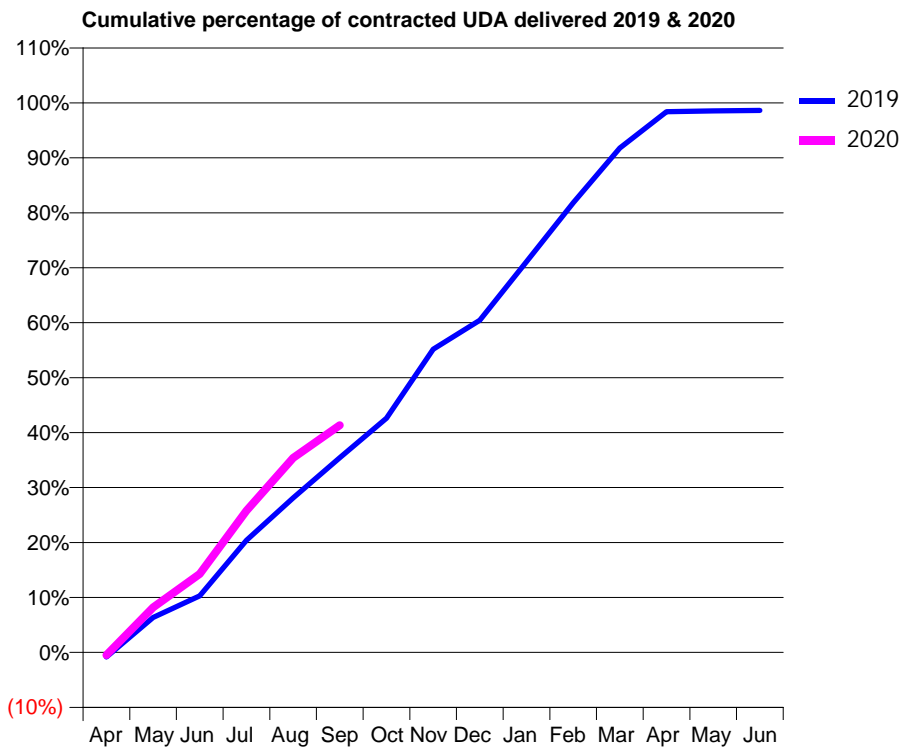
19/20 Contracted general activity (UDA)	13,000
Carry forward general activity (UDA)	181
19/20 Contracted orthodontic activity (UOA)	0
Carry forward orthodontic activity (UOA)	0
Baseline contract value	£320,457.40

ACCESS*

Patients seen in 24 months	Total	Change since previous quarter
Quarter ending September 2018	6,637	
Quarter ending December 2018	6,722	→
Quarter ending March 2019	6,802	→
Quarter ending June 2019	6,817	→
Quarter ending September 2019	6,946	→
Variance since September 2018	4.7%	↑



ACTIVITY



Month	2019	2020
April	-108	-64
May	827	1,064
June	1,340	1,858
July	2,650	3,351
August	3,656	4,603
September	4,607	5,374
October	5,540	
November	7,173	
December	7,856	
January	9,245	
February	10,635	
March	11,929	
April	12,791	
May	12,810	
June	12,819	

QUALITY

	Quantity	Base Number	Contract	AT	Region	England
% of FP17s for the same patient ID Re-attending within 3 months - Children	95	902	10.5%	11.2%	10.8%	11.5%
% of FP17s for the same patient ID Re-attending within 3 months - Adults	412	2,936	14.0%	14.6%	15.2%	15.4%
% of FP17s for the same patient ID Re-attending between 3 & 9 months - Children	458	902	50.8%	59.3%	62.2%	59.7%
% of FP17s for the same patient ID Re-attending between 3 & 9 months - Adults	1,050	2,936	35.8%	49.7%	52.9%	51.7%
% of FP17s for Band 1 Urgent Courses	179	2,806	6.4%	10.0%	9.7%	9.2%
% of FP17s Relating to Free Repair or Replacements	8	2,806	0.3%	0.6%	0.6%	0.7%
% of FP17s Relating to Continuations	6	2,806	0.2%	0.5%	0.7%	0.8%
% of Patients satisfied with the dentistry they have received	1	2	N/A	91.6%	93.6%	93.5%
% of Patients satisfied with the time they had to wait for an appointment	1	2	N/A	83.7%	86.3%	87.4%

* This is based on patients treated on this contract for their most recent course of treatment. Figures in italics indicate the base number of FP17s or Patient Questionnaire responses are less than 100. N/A is shown where the base number of responses is less than 10 during the period. % is calculated as Quantity/Base number*100

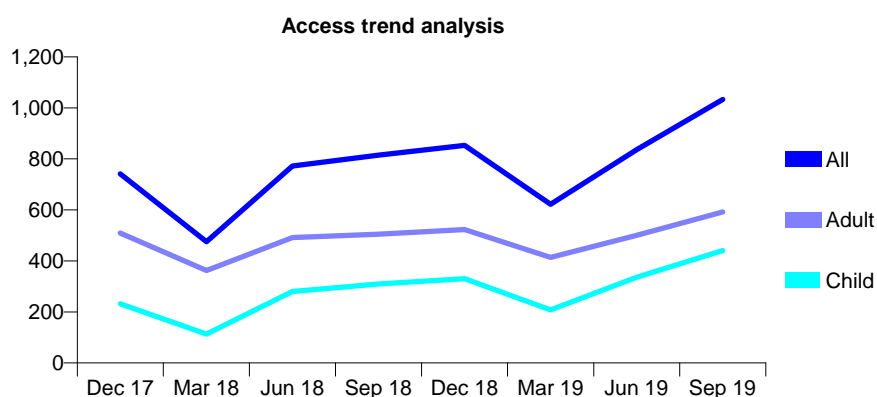
Q69 - Vital Signs At a Glance Contract Report for 183539/0001 - September 2019

Name or company name	Jeremy Potter, Arti Sharma and Shiva Emai
Contract type name	GDS Contract
Purpose of contract	General
Contract start date	01/04/2015
Contract end date	

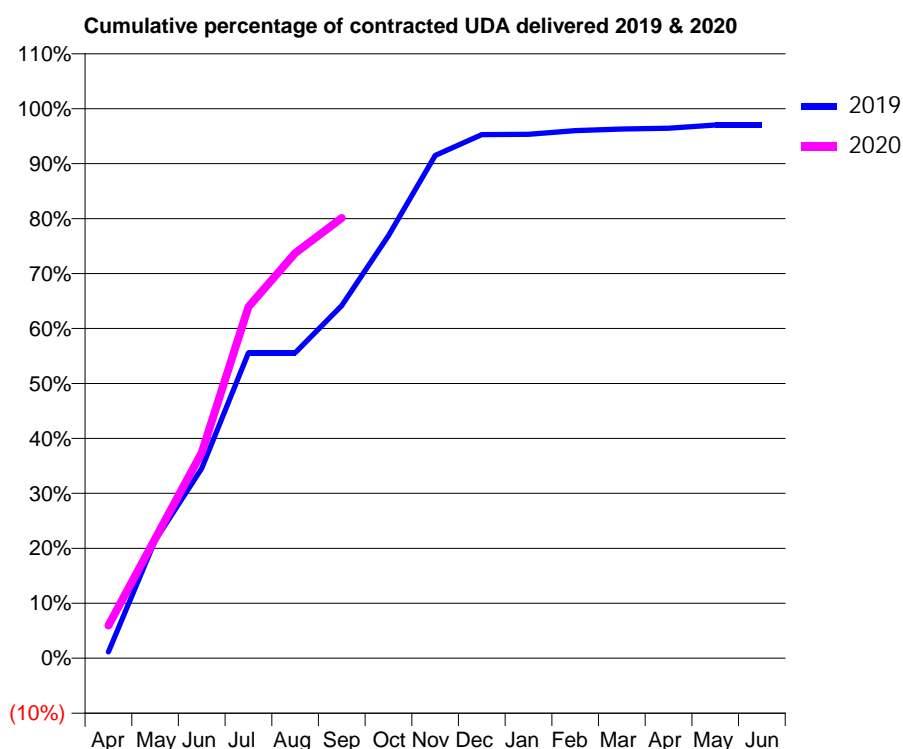
19/20 Contracted general activity (UDA)	2,249
Carry forward general activity (UDA)	66
19/20 Contracted orthodontic activity (UOA)	0
Carry forward orthodontic activity (UOA)	0
Baseline contract value	£63,462.39

ACCESS*

Patients seen in 24 months	Total	Change since previous quarter
Quarter ending September 2018	815	
Quarter ending December 2018	853	↑
Quarter ending March 2019	622	↓
Quarter ending June 2019	836	↑
Quarter ending September 2019	1,033	↑
Variance since September 2018	26.7%	↑



ACTIVITY



Month	2019	2020
April	26	134
May	482	489
June	777	841
July	1,250	1,438
August	1,250	1,658
September	1,443	1,801
October	1,729	
November	2,058	
December	2,143	
January	2,144	
February	2,159	
March	2,165	
April	2,169	
May	2,182	
June	2,182	

QUALITY

	Quantity	Base Number	Contract	AT	Region	England
% of FP17s for the same patient ID Re-attending within 3 months - Children	9	407	2.2%	11.2%	10.8%	11.5%
% of FP17s for the same patient ID Re-attending within 3 months - Adults	32	539	5.9%	14.6%	15.2%	15.4%
% of FP17s for the same patient ID Re-attending between 3 & 9 months - Children	46	407	11.3%	59.3%	62.2%	59.7%
% of FP17s for the same patient ID Re-attending between 3 & 9 months - Adults	58	539	10.8%	49.7%	52.9%	51.7%
% of FP17s for Band 1 Urgent Courses	92	942	9.8%	10.0%	9.7%	9.2%
% of FP17s Relating to Free Repair or Replacements	3	942	0.3%	0.6%	0.6%	0.7%
% of FP17s Relating to Continuations	8	942	0.8%	0.5%	0.7%	0.8%
% of Patients satisfied with the dentistry they have received	0	0	N/A	91.6%	93.6%	93.5%
% of Patients satisfied with the time they had to wait for an appointment	0	0	N/A	83.7%	86.3%	87.4%

* This is based on patients treated on this contract for their most recent course of treatment. Figures in italics indicate the base number of FP17s or Patient Questionnaire responses are less than 100. N/A is shown where the base number of responses is less than 10 during the period. % is calculated as Quantity/Base number*100

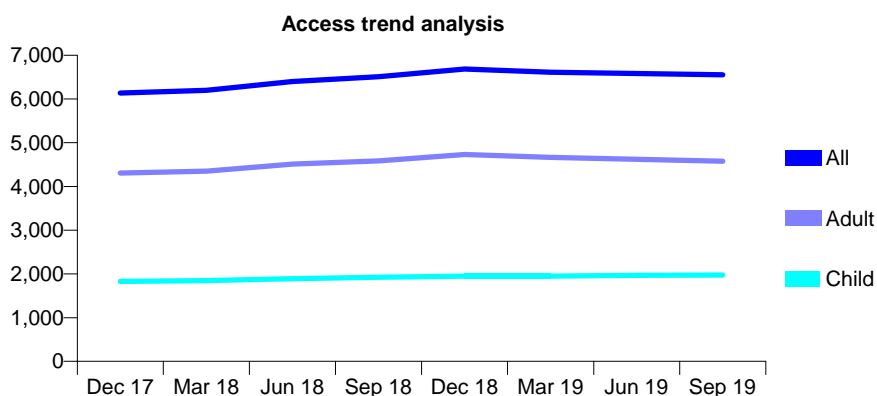
Q69 - Vital Signs At a Glance Contract Report for 184179/0001 - September 2019

Name or company name	Rodericks Dental Limited
Contract type name	GDS Contract
Purpose of contract	General
Contract start date	01/12/2007
Contract end date	

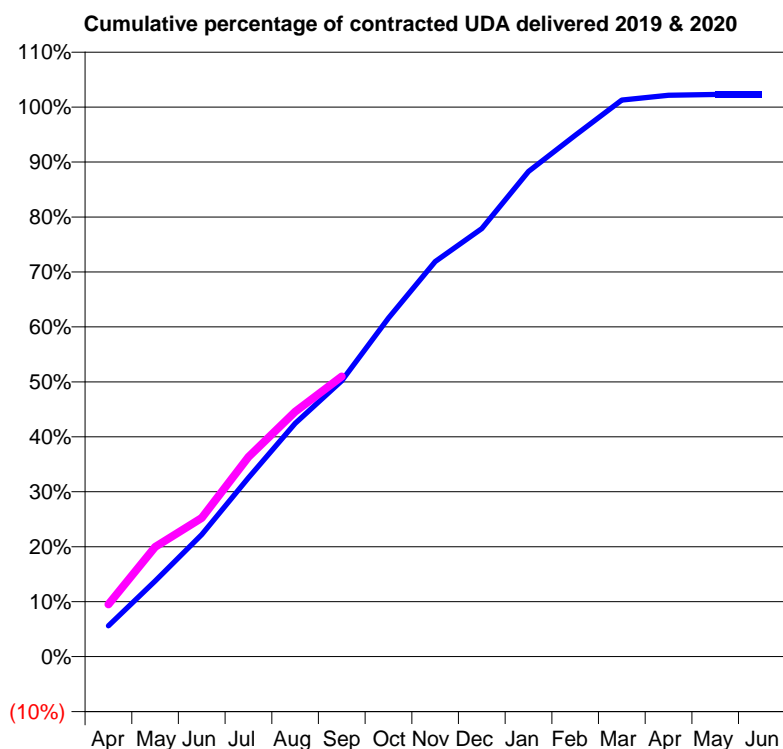
19/20 Contracted general activity (UDA)	13,784
Carry forward general activity (UDA)	-275
19/20 Contracted orthodontic activity (UOA)	0
Carry forward orthodontic activity (UOA)	0
Baseline contract value	£325,812.10

ACCESS*

Patients seen in 24 months	Total	Change since previous quarter
Quarter ending September 2018	6,511	
Quarter ending December 2018	6,685	↑
Quarter ending March 2019	6,612	↓
Quarter ending June 2019	6,583	→
Quarter ending September 2019	6,553	→
Variance since September 2018	0.6%	→



ACTIVITY



Month	Adjusted Scheduled Activity (UDA)	
	2019	2020
April	775	1,313
May	1,900	2,751
June	3,061	3,479
July	4,489	5,008
August	5,851	6,144
September	6,919	7,026
October	8,490	
November	9,911	
December	10,736	
January	12,169	
February	13,077	
March	13,961	
April	14,082	
May	14,100	
June	14,100	

QUALITY

	Quantity	Base Number	Contract	AT	Region	England
% of FP17s for the same patient ID Re-attending within 3 months - Children	65	1,338	4.9%	11.2%	10.8%	11.5%
% of FP17s for the same patient ID Re-attending within 3 months - Adults	271	2,469	11.0%	14.6%	15.2%	15.4%
% of FP17s for the same patient ID Re-attending between 3 & 9 months - Children	563	1,338	42.1%	59.3%	62.2%	59.7%
% of FP17s for the same patient ID Re-attending between 3 & 9 months - Adults	878	2,469	35.6%	49.7%	52.9%	51.7%
% of FP17s for Band 1 Urgent Courses	277	3,733	7.4%	10.0%	9.7%	9.2%
% of FP17s Relating to Free Repair or Replacements	21	3,733	0.6%	0.6%	0.6%	0.7%
% of FP17s Relating to Continuations	33	3,733	0.9%	0.5%	0.7%	0.8%
% of Patients satisfied with the dentistry they have received	1	1	N/A	91.6%	93.6%	93.5%
% of Patients satisfied with the time they had to wait for an appointment	1	1	N/A	83.7%	86.3%	87.4%

* This is based on patients treated on this contract for their most recent course of treatment. Figures in italics indicate the base number of FP17s or Patient Questionnaire responses are less than 100. N/A is shown where the base number of responses is less than 10 during the period. % is calculated as Quantity/Base number*100

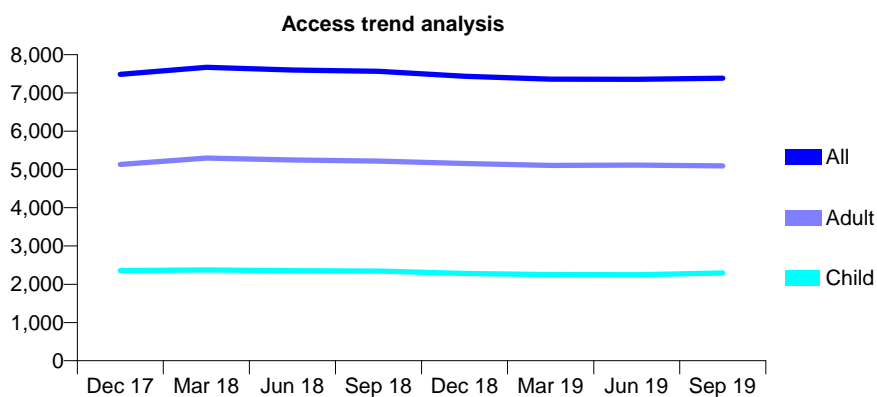
Q69 - Vital Signs At a Glance Contract Report for 184179/0002 - September 2019

Name or company name	Rodericks Dental Limited
Contract type name	GDS Contract
Purpose of contract	General
Contract start date	01/04/2008
Contract end date	

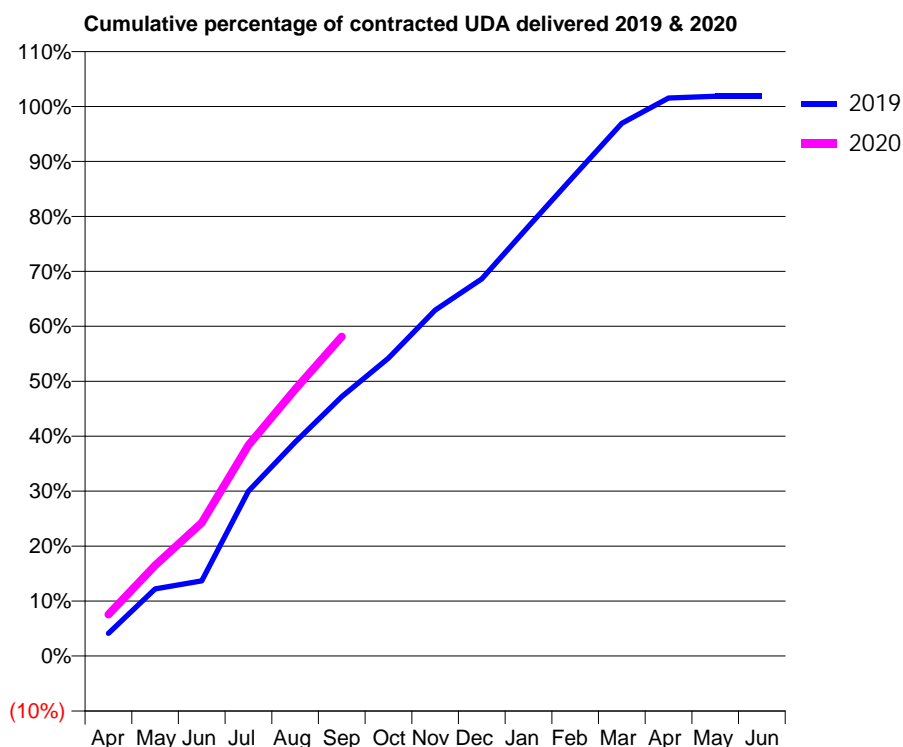
19/20 Contracted general activity (UDA)	15,918
Carry forward general activity (UDA)	-297
19/20 Contracted orthodontic activity (UOA)	0
Carry forward orthodontic activity (UOA)	0
Baseline contract value	£490,255.71

ACCESS*

Patients seen in 24 months	Total	Change since previous quarter
Quarter ending September 2018	7,565	
Quarter ending December 2018	7,436	↓
Quarter ending March 2019	7,361	↓
Quarter ending June 2019	7,358	→
Quarter ending September 2019	7,384	→
Variance since September 2018	(2.4%)	↓



ACTIVITY



Month	Adjusted Scheduled Activity (UDA)	
	2019	2020
April	656	1,203
May	1,945	2,627
June	2,177	3,859
July	4,777	6,108
August	6,197	7,727
September	7,510	9,251
October	8,628	
November	10,023	
December	10,926	
January	12,445	
February	13,947	
March	15,430	
April	16,159	
May	16,215	
June	16,215	

QUALITY

	Quantity	Base Number	Contract	AT	Region	England
% of FP17s for the same patient ID Re-attending within 3 months - Children	131	1,751	7.5%	11.2%	10.8%	11.5%
% of FP17s for the same patient ID Re-attending within 3 months - Adults	550	3,322	16.6%	14.6%	15.2%	15.4%
% of FP17s for the same patient ID Re-attending between 3 & 9 months - Children	916	1,751	52.3%	59.3%	62.2%	59.7%
% of FP17s for the same patient ID Re-attending between 3 & 9 months - Adults	1,408	3,322	42.4%	49.7%	52.9%	51.7%
% of FP17s for Band 1 Urgent Courses	588	4,731	12.4%	10.0%	9.7%	9.2%
% of FP17s Relating to Free Repair or Replacements	20	4,731	0.4%	0.6%	0.6%	0.7%
% of FP17s Relating to Continuations	9	4,731	0.2%	0.5%	0.7%	0.8%
% of Patients satisfied with the dentistry they have received	0	0	N/A	91.6%	93.6%	93.5%
% of Patients satisfied with the time they had to wait for an appointment	0	0	N/A	83.7%	86.3%	87.4%

* This is based on patients treated on this contract for their most recent course of treatment. Figures in italics indicate the base number of FP17s or Patient Questionnaire responses are less than 100. N/A is shown where the base number of responses is less than 10 during the period. % is calculated as Quantity/Base number*100

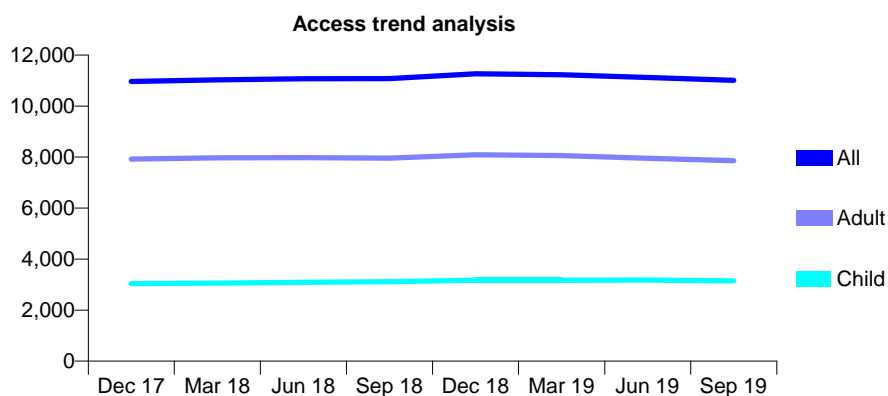
Q69 - Vital Signs At a Glance Contract Report for 184179/0003 - September 2019

Name or company name	Rodericks Limited and the Dental House Lir
Contract type name	GDS Contract
Purpose of contract	General
Contract start date	16/11/2009
Contract end date	

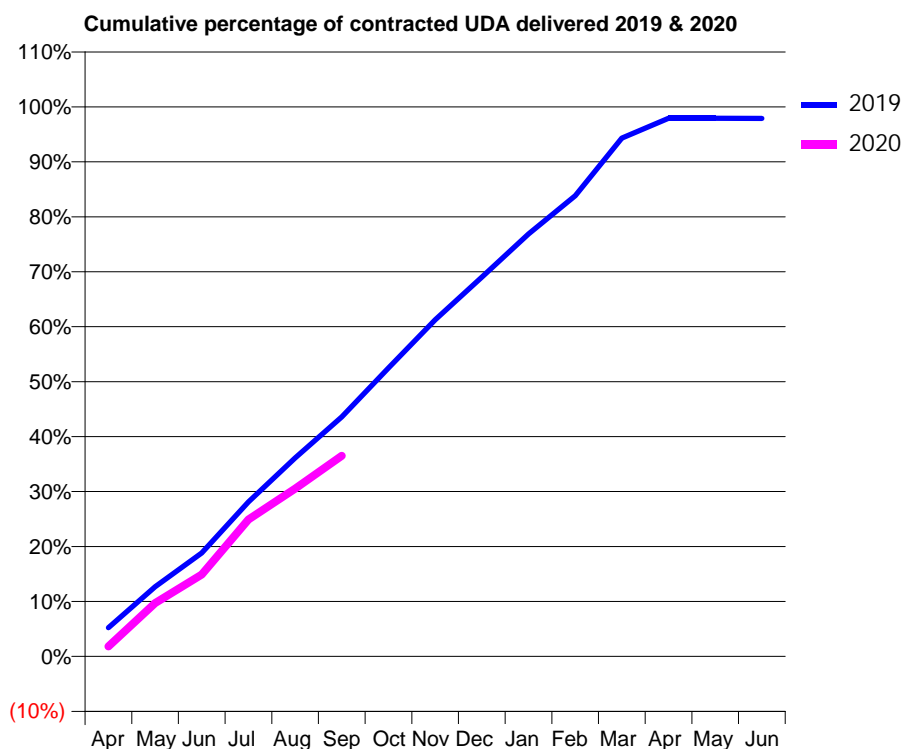
19/20 Contracted general activity (UDA)	25,000
Carry forward general activity (UDA)	531
19/20 Contracted orthodontic activity (UOA)	0
Carry forward orthodontic activity (UOA)	0
Baseline contract value	£638,312.76

ACCESS*

Patients seen in 24 months	Total	Change since previous quarter
Quarter ending September 2018	11,075	
Quarter ending December 2018	11,266	→
Quarter ending March 2019	11,228	→
Quarter ending June 2019	11,126	→
Quarter ending September 2019	11,007	↓
Variance since September 2018	(0.6%)	→



ACTIVITY



Month	2019	2020
April	1,309	460
May	3,171	2,428
June	4,713	3,723
July	7,026	6,226
August	9,033	7,638
September	10,892	9,127
October	13,124	
November	15,314	
December	17,249	
January	19,213	
February	20,959	
March	23,581	
April	24,484	
May	24,482	
June	24,469	

QUALITY

	Quantity	Base Number	Contract	AT	Region	England
% of FP17s for the same patient ID Re-attending within 3 months - Children	114	2,027	5.6%	11.2%	10.8%	11.5%
% of FP17s for the same patient ID Re-attending within 3 months - Adults	542	4,509	12.0%	14.6%	15.2%	15.4%
% of FP17s for the same patient ID Re-attending between 3 & 9 months - Children	1,179	2,027	58.2%	59.3%	62.2%	59.7%
% of FP17s for the same patient ID Re-attending between 3 & 9 months - Adults	2,279	4,509	50.5%	49.7%	52.9%	51.7%
% of FP17s for Band 1 Urgent Courses	424	5,473	7.7%	10.0%	9.7%	9.2%
% of FP17s Relating to Free Repair or Replacements	47	5,473	0.9%	0.6%	0.6%	0.7%
% of FP17s Relating to Continuations	18	5,473	0.3%	0.5%	0.7%	0.8%
% of Patients satisfied with the dentistry they have received	4	5	N/A	91.6%	93.6%	93.5%
% of Patients satisfied with the time they had to wait for an appointment	4	5	N/A	83.7%	86.3%	87.4%

* This is based on patients treated on this contract for their most recent course of treatment. Figures in italics indicate the base number of FP17s or Patient Questionnaire responses are less than 100. N/A is shown where the base number of responses is less than 10 during the period. % is calculated as Quantity/Base number*100

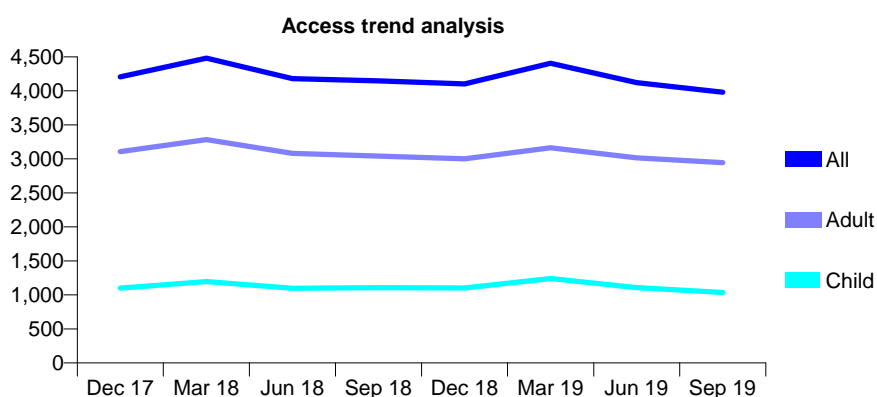
Q69 - Vital Signs At a Glance Contract Report for 184373/0001 - September 2019

Name or company name	Valentine MacGreevy, Arti Sharma and Shi
Contract type name	GDS Contract
Purpose of contract	General
Contract start date	01/04/2015
Contract end date	

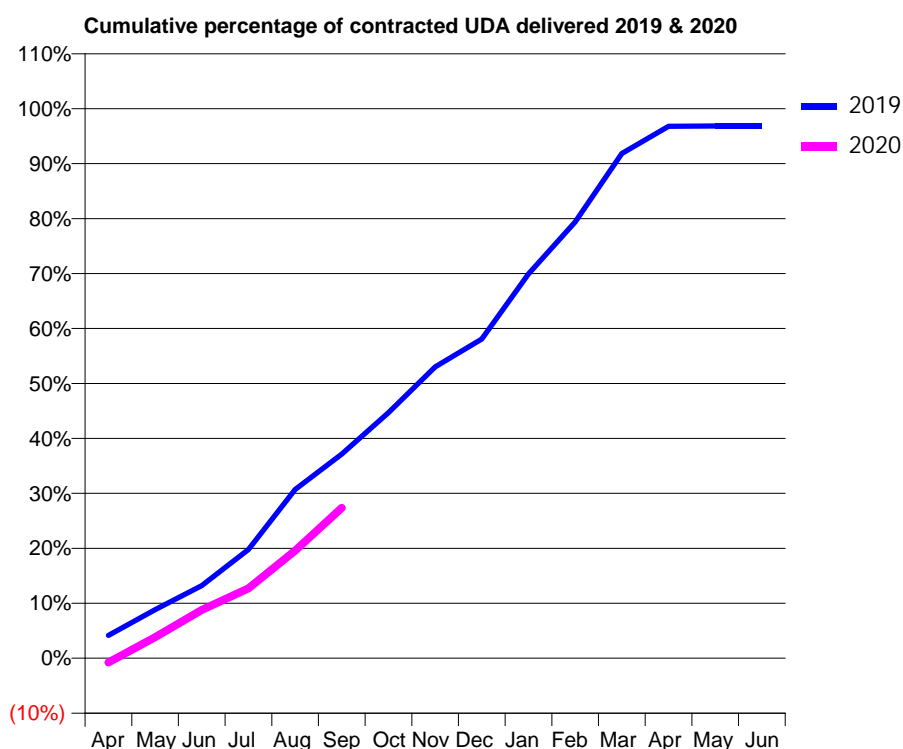
19/20 Contracted general activity (UDA)	11,814
Carry forward general activity (UDA)	373
19/20 Contracted orthodontic activity (UOA)	0
Carry forward orthodontic activity (UOA)	0
Baseline contract value	£337,765.43

ACCESS*

Patients seen in 24 months	Total	Change since previous quarter
Quarter ending September 2018	4,148	
Quarter ending December 2018	4,103	↓
Quarter ending March 2019	4,405	↑
Quarter ending June 2019	4,120	↓
Quarter ending September 2019	3,980	↓
Variance since September 2018	(4.1%)	↓



ACTIVITY



Month	2019	2020
April	493	-95
May	1,046	455
June	1,561	1,038
July	2,338	1,503
August	3,627	2,315
September	4,387	3,233
October	5,278	
November	6,262	
December	6,862	
January	8,264	
February	9,380	
March	10,850	
April	11,434	
May	11,439	
June	11,440	

QUALITY

	Quantity	Base Number	Contract	AT	Region	England
% of FP17s for the same patient ID Re-attending within 3 months - Children	22	664	3.3%	11.2%	10.8%	11.5%
% of FP17s for the same patient ID Re-attending within 3 months - Adults	140	1,597	8.8%	14.6%	15.2%	15.4%
% of FP17s for the same patient ID Re-attending between 3 & 9 months - Children	456	664	68.7%	59.3%	62.2%	59.7%
% of FP17s for the same patient ID Re-attending between 3 & 9 months - Adults	944	1,597	59.1%	49.7%	52.9%	51.7%
% of FP17s for Band 1 Urgent Courses	173	1,982	8.7%	10.0%	9.7%	9.2%
% of FP17s Relating to Free Repair or Replacements	14	1,982	0.7%	0.6%	0.6%	0.7%
% of FP17s Relating to Continuations	7	1,982	0.4%	0.5%	0.7%	0.8%
% of Patients satisfied with the dentistry they have received	2	2	N/A	91.6%	93.6%	93.5%
% of Patients satisfied with the time they had to wait for an appointment	1	2	N/A	83.7%	86.3%	87.4%

* This is based on patients treated on this contract for their most recent course of treatment. Figures in italics indicate the base number of FP17s or Patient Questionnaire responses are less than 100. N/A is shown where the base number of responses is less than 10 during the period. % is calculated as Quantity/Base number*100

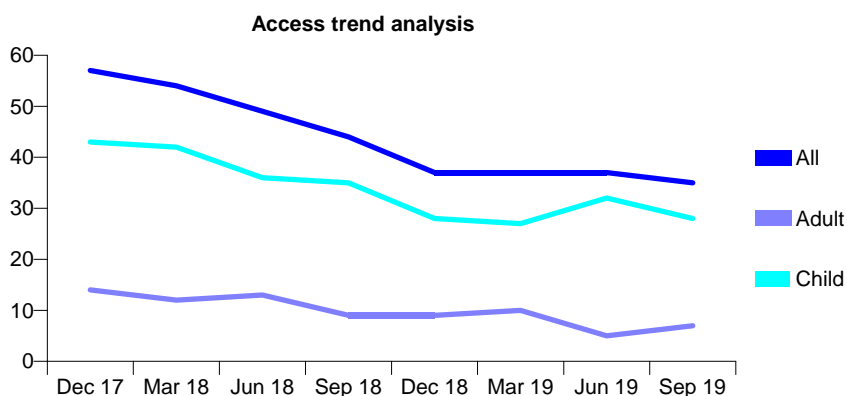
Q69 - Vital Signs At a Glance Contract Report for 186171/0001 - September 2019

Name or company name	MR AK MURGAI
Contract type name	GDS Contract
Purpose of contract	General
Contract start date	28/02/2014
Contract end date	

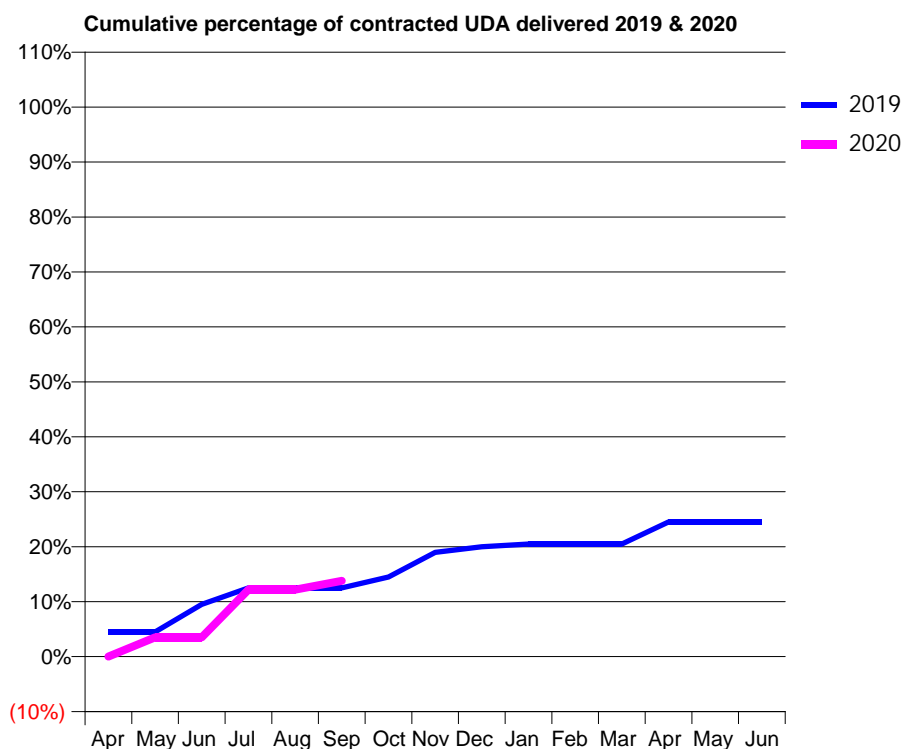
19/20 Contracted general activity (UDA)	200
Carry forward general activity (UDA)	0
19/20 Contracted orthodontic activity (UOA)	0
Carry forward orthodontic activity (UOA)	0
Baseline contract value	£4,824.39

ACCESS*

Patients seen in 24 months	Total	Change since previous quarter
Quarter ending September 2018	44	
Quarter ending December 2018	37	↓
Quarter ending March 2019	37	→
Quarter ending June 2019	37	→
Quarter ending September 2019	35	↓
Variance since September 2018	(20.5%)	↓



ACTIVITY



Month	Adjusted Scheduled Activity (UDA)	
	2019	2020
April	9	0
May	9	7
June	19	7
July	25	24
August	25	24
September	25	28
October	29	
November	38	
December	40	
January	41	
February	41	
March	41	
April	49	
May	49	
June	49	

QUALITY

	Quantity	Base Number	Contract	AT	Region	England
% of FP17s for the same patient ID Re-attending within 3 months - Children	1	24	4.2%	11.2%	10.8%	11.5%
% of FP17s for the same patient ID Re-attending within 3 months - Adults	1	3	33.3%	14.6%	15.2%	15.4%
% of FP17s for the same patient ID Re-attending between 3 & 9 months - Children	9	24	37.5%	59.3%	62.2%	59.7%
% of FP17s for the same patient ID Re-attending between 3 & 9 months - Adults	1	3	33.3%	49.7%	52.9%	51.7%
% of FP17s for Band 1 Urgent Courses	3	23	13.0%	10.0%	9.7%	9.2%
% of FP17s Relating to Free Repair or Replacements	0	23	0.0%	0.6%	0.6%	0.7%
% of FP17s Relating to Continuations	0	23	0.0%	0.5%	0.7%	0.8%
% of Patients satisfied with the dentistry they have received	0	0	N/A	91.6%	93.6%	93.5%
% of Patients satisfied with the time they had to wait for an appointment	0	0	N/A	83.7%	86.3%	87.4%

* This is based on patients treated on this contract for their most recent course of treatment. Figures in italics indicate the base number of FP17s or Patient Questionnaire responses are less than 100. N/A is shown where the base number of responses is less than 10 during the period. % is calculated as Quantity/Base number*100

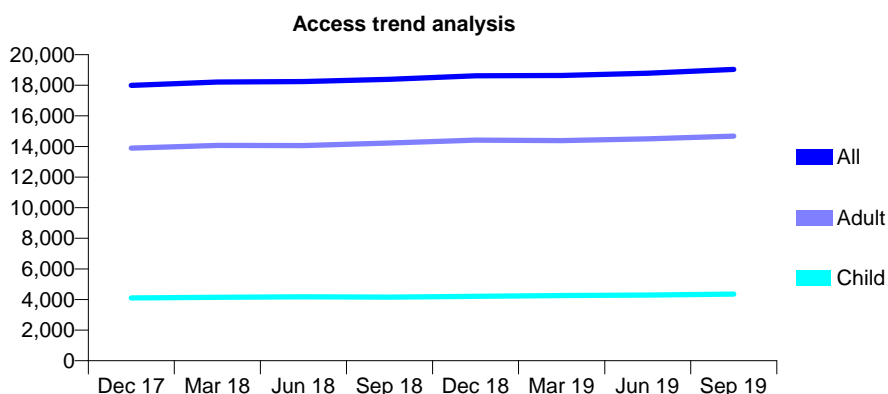
Q69 - Vital Signs At a Glance Contract Report for 186201/0001 - September 2019

Name or company name	Perfect Smile Bracknell Limited
Contract type name	GDS Contract
Purpose of contract	General
Contract start date	01/11/2014
Contract end date	

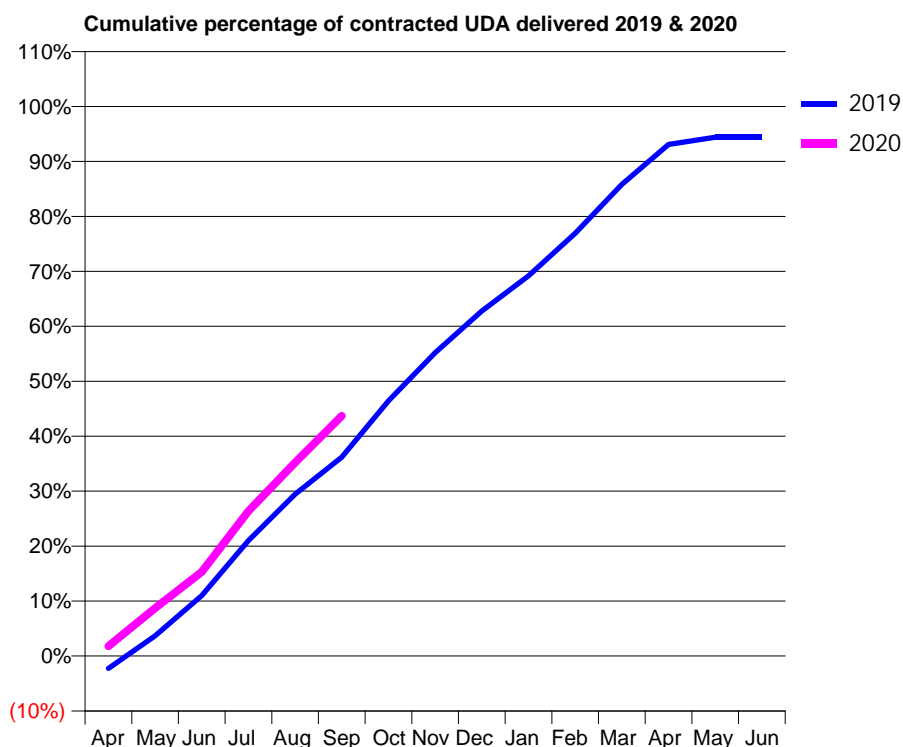
19/20 Contracted general activity (UDA)	48,508
Carry forward general activity (UDA)	0
19/20 Contracted orthodontic activity (UOA)	0
Carry forward orthodontic activity (UOA)	0
Baseline contract value	£1,247,569.43

ACCESS*

Patients seen in 24 months	Total	Change since previous quarter
Quarter ending September 2018	18,394	
Quarter ending December 2018	18,622	→
Quarter ending March 2019	18,641	→
Quarter ending June 2019	18,788	→
Quarter ending September 2019	19,037	→
Variance since September 2018	3.5%	↑



ACTIVITY



Month	Adjusted Scheduled Activity (UDA)	
	2019	2020
April	-1,172	880
May	1,916	4,229
June	5,717	7,419
July	10,897	12,793
August	15,286	17,083
September	18,782	21,189
October	24,105	
November	28,651	
December	32,581	
January	35,900	
February	39,926	
March	44,537	
April	48,313	
May	48,995	
June	48,995	

QUALITY

	Quantity	Base Number	Contract	AT	Region	England
% of FP17s for the same patient ID Re-attending within 3 months - Children	165	2,865	5.8%	11.2%	10.8%	11.5%
% of FP17s for the same patient ID Re-attending within 3 months - Adults	1,168	8,811	13.3%	14.6%	15.2%	15.4%
% of FP17s for the same patient ID Re-attending between 3 & 9 months - Children	1,420	2,865	49.6%	59.3%	62.2%	59.7%
% of FP17s for the same patient ID Re-attending between 3 & 9 months - Adults	3,437	8,811	39.0%	49.7%	52.9%	51.7%
% of FP17s for Band 1 Urgent Courses	991	10,015	9.9%	10.0%	9.7%	9.2%
% of FP17s Relating to Free Repair or Replacements	113	10,015	1.1%	0.6%	0.6%	0.7%
% of FP17s Relating to Continuations	134	10,015	1.3%	0.5%	0.7%	0.8%
% of Patients satisfied with the dentistry they have received	7	7	N/A	91.6%	93.6%	93.5%
% of Patients satisfied with the time they had to wait for an appointment	7	7	N/A	83.7%	86.3%	87.4%

* This is based on patients treated on this contract for their most recent course of treatment. Figures in italics indicate the base number of FP17s or Patient Questionnaire responses are less than 100. N/A is shown where the base number of responses is less than 10 during the period. % is calculated as Quantity/Base number*100

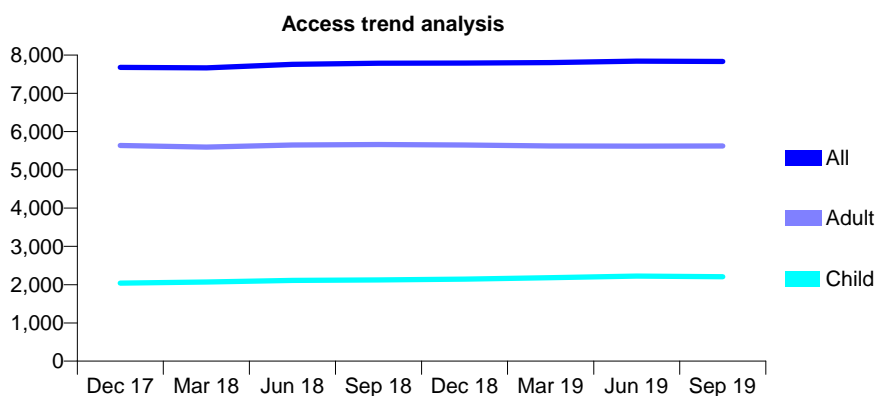
Q69 - Vital Signs At a Glance Contract Report for 186929/0001 - September 2019

Name or company name	Smile Care Twyford Limited
Contract type name	GDS Contract
Purpose of contract	General
Contract start date	01/07/2013
Contract end date	

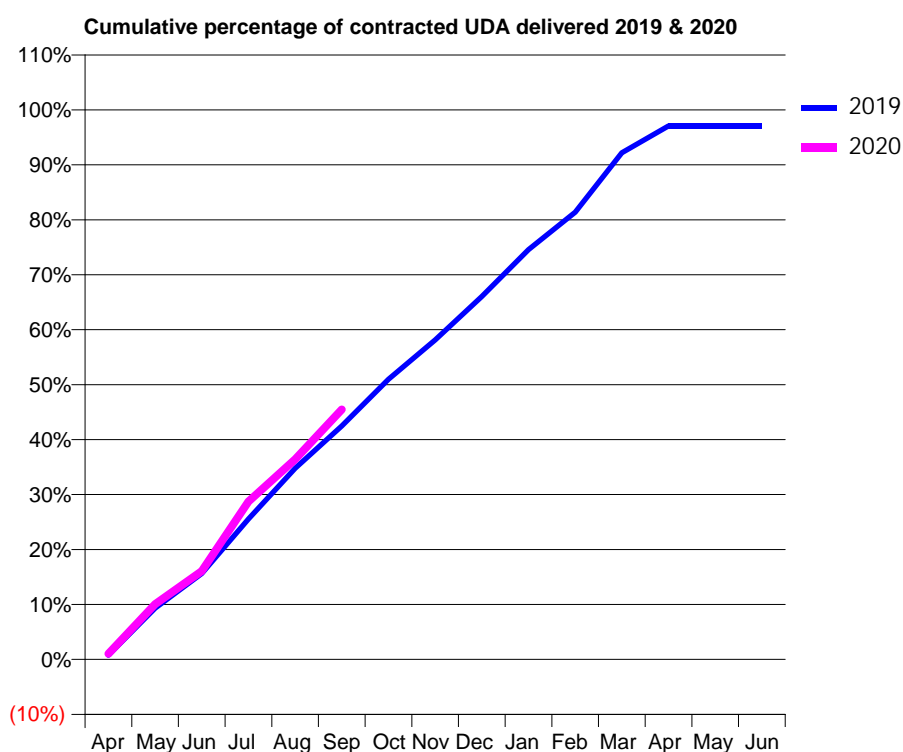
19/20 Contracted general activity (UDA)	15,956
Carry forward general activity (UDA)	464
19/20 Contracted orthodontic activity (UOA)	0
Carry forward orthodontic activity (UOA)	0
Baseline contract value	£387,788.02

ACCESS*

Patients seen in 24 months	Total	Change since previous quarter
Quarter ending September 2018	7,786	
Quarter ending December 2018	7,789	→
Quarter ending March 2019	7,804	→
Quarter ending June 2019	7,842	→
Quarter ending September 2019	7,832	→
Variance since September 2018	0.6%	→



ACTIVITY



Month	2019	2020
April	126	166
May	1,488	1,607
June	2,494	2,561
July	4,080	4,585
August	5,549	5,808
September	6,778	7,257
October	8,135	
November	9,276	
December	10,539	
January	11,899	
February	12,985	
March	14,706	
April	15,490	
May	15,491	
June	15,491	

QUALITY

	Quantity	Base Number	Contract	AT	Region	England
% of FP17s for the same patient ID Re-attending within 3 months - Children	81	1,619	5.0%	11.2%	10.8%	11.5%
% of FP17s for the same patient ID Re-attending within 3 months - Adults	378	3,564	10.6%	14.6%	15.2%	15.4%
% of FP17s for the same patient ID Re-attending between 3 & 9 months - Children	1,010	1,619	62.4%	59.3%	62.2%	59.7%
% of FP17s for the same patient ID Re-attending between 3 & 9 months - Adults	1,818	3,564	51.0%	49.7%	52.9%	51.7%
% of FP17s for Band 1 Urgent Courses	314	4,430	7.1%	10.0%	9.7%	9.2%
% of FP17s Relating to Free Repair or Replacements	11	4,430	0.2%	0.6%	0.6%	0.7%
% of FP17s Relating to Continuations	5	4,430	0.1%	0.5%	0.7%	0.8%
% of Patients satisfied with the dentistry they have received	2	2	N/A	91.6%	93.6%	93.5%
% of Patients satisfied with the time they had to wait for an appointment	1	2	N/A	83.7%	86.3%	87.4%

* This is based on patients treated on this contract for their most recent course of treatment. Figures in italics indicate the base number of FP17s or Patient Questionnaire responses are less than 100. N/A is shown where the base number of responses is less than 10 during the period. % is calculated as Quantity/Base number*100

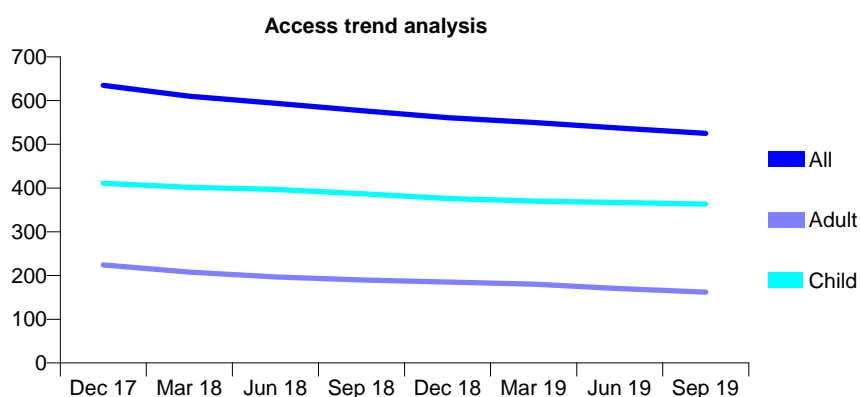
Q69 - Vital Signs At a Glance Contract Report for 188921/0001 - September 2019

Name or company name	Portman Healthcare Limited
Contract type name	GDS Contract
Purpose of contract	General
Contract start date	01/07/2009
Contract end date	

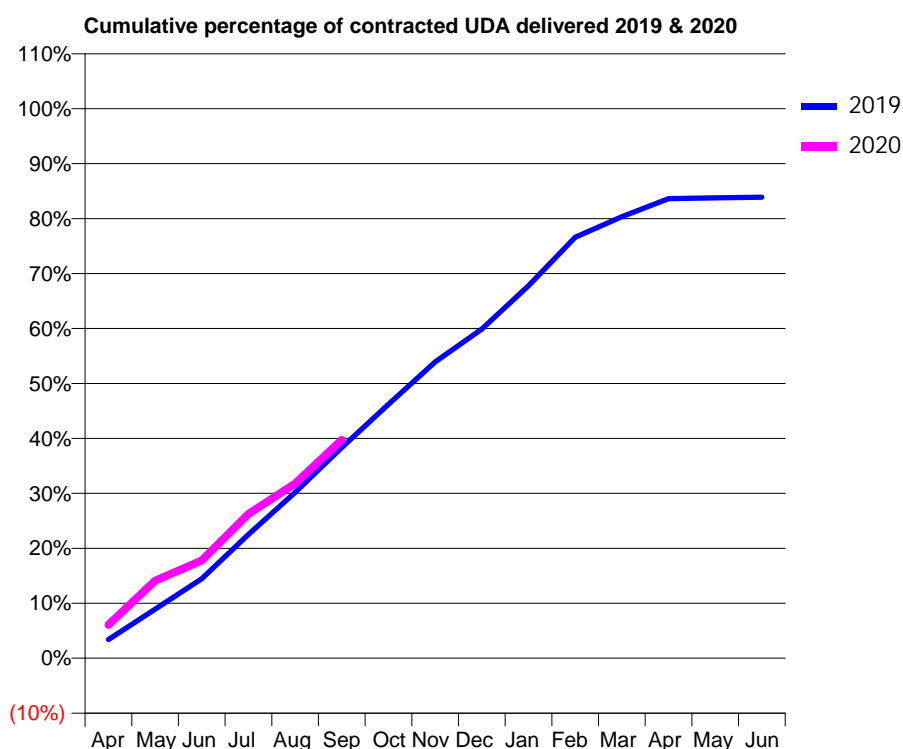
19/20 Contracted general activity (UDA)	1,308
Carry forward general activity (UDA)	0
19/20 Contracted orthodontic activity (UOA)	0
Carry forward orthodontic activity (UOA)	0
Baseline contract value	£32,005.08

ACCESS*

Patients seen in 24 months	Total	Change since previous quarter
Quarter ending September 2018	577	
Quarter ending December 2018	561	↓
Quarter ending March 2019	550	↓
Quarter ending June 2019	537	↓
Quarter ending September 2019	525	↓
Variance since September 2018	(9.0%)	↓



ACTIVITY



Month	2019	2020
April	44	80
May	117	185
June	189	233
July	295	343
August	395	416
September	502	520
October	604	
November	705	
December	783	
January	887	
February	1,002	
March	1,051	
April	1,094	
May	1,096	
June	1,097	

QUALITY

	Quantity	Base Number	Contract	AT	Region	England
% of FP17s for the same patient ID Re-attending within 3 months - Children	15	291	5.2%	11.2%	10.8%	11.5%
% of FP17s for the same patient ID Re-attending within 3 months - Adults	8	99	8.1%	14.6%	15.2%	15.4%
% of FP17s for the same patient ID Re-attending between 3 & 9 months - Children	196	291	67.4%	59.3%	62.2%	59.7%
% of FP17s for the same patient ID Re-attending between 3 & 9 months - Adults	54	99	54.5%	49.7%	52.9%	51.7%
% of FP17s for Band 1 Urgent Courses	14	351	4.0%	10.0%	9.7%	9.2%
% of FP17s Relating to Free Repair or Replacements	0	351	0.0%	0.6%	0.6%	0.7%
% of FP17s Relating to Continuations	0	351	0.0%	0.5%	0.7%	0.8%
% of Patients satisfied with the dentistry they have received	1	1	N/A	91.6%	93.6%	93.5%
% of Patients satisfied with the time they had to wait for an appointment	1	1	N/A	83.7%	86.3%	87.4%

* This is based on patients treated on this contract for their most recent course of treatment. Figures in italics indicate the base number of FP17s or Patient Questionnaire responses are less than 100. N/A is shown where the base number of responses is less than 10 during the period. % is calculated as Quantity/Base number*100

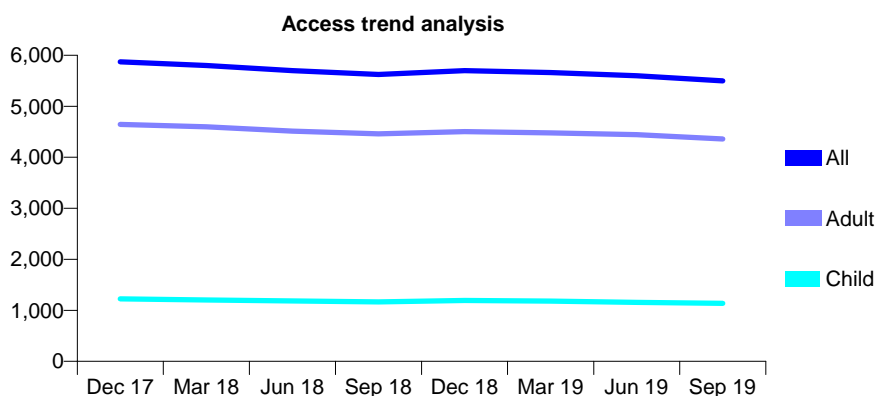
Q69 - Vital Signs At a Glance Contract Report for 189855/0001 - September 2019

Name or company name	Halford House Dental Partnership
Contract type name	GDS Contract
Purpose of contract	General
Contract start date	14/10/2014
Contract end date	

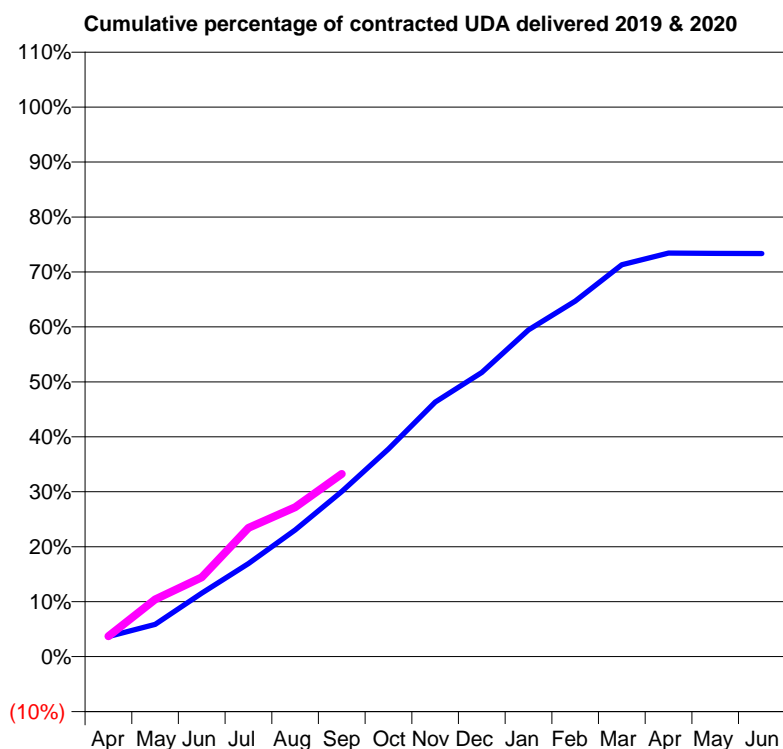
19/20 Contracted general activity (UDA)	19,855
Carry forward general activity (UDA)	0
19/20 Contracted orthodontic activity (UOA)	0
Carry forward orthodontic activity (UOA)	0
Baseline contract value	£446,224.04

ACCESS*

Patients seen in 24 months	Total	Change since previous quarter
Quarter ending September 2018	5,624	
Quarter ending December 2018	5,698	→
Quarter ending March 2019	5,661	→
Quarter ending June 2019	5,599	↓
Quarter ending September 2019	5,497	↓
Variance since September 2018	(2.3%)	↓



ACTIVITY



Month	Adjusted Scheduled Activity (UDA)	
	2019	2020
April	727	741
May	1,166	2,070
June	2,297	2,864
July	3,368	4,651
August	4,576	5,397
September	5,963	6,597
October	7,503	
November	9,193	
December	10,265	
January	11,807	
February	12,850	
March	14,159	
April	14,576	
May	14,568	
June	14,565	

QUALITY

	Quantity	Base Number	Contract	AT	Region	England
% of FP17s for the same patient ID Re-attending within 3 months - Children	59	813	7.3%	11.2%	10.8%	11.5%
% of FP17s for the same patient ID Re-attending within 3 months - Adults	339	2,864	11.8%	14.6%	15.2%	15.4%
% of FP17s for the same patient ID Re-attending between 3 & 9 months - Children	554	813	68.1%	59.3%	62.2%	59.7%
% of FP17s for the same patient ID Re-attending between 3 & 9 months - Adults	1,822	2,864	63.6%	49.7%	52.9%	51.7%
% of FP17s for Band 1 Urgent Courses	275	3,459	8.0%	10.0%	9.7%	9.2%
% of FP17s Relating to Free Repair or Replacements	15	3,459	0.4%	0.6%	0.6%	0.7%
% of FP17s Relating to Continuations	45	3,459	1.3%	0.5%	0.7%	0.8%
% of Patients satisfied with the dentistry they have received	2	2	N/A	91.6%	93.6%	93.5%
% of Patients satisfied with the time they had to wait for an appointment	2	2	N/A	83.7%	86.3%	87.4%

* This is based on patients treated on this contract for their most recent course of treatment. Figures in italics indicate the base number of FP17s or Patient Questionnaire responses are less than 100. N/A is shown where the base number of responses is less than 10 during the period. % is calculated as Quantity/Base number*100

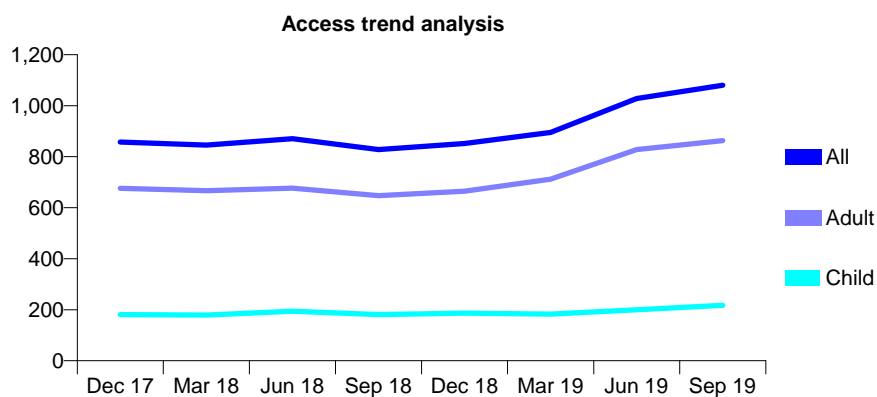
Q69 - Vital Signs At a Glance Contract Report for 190764/0001 - September 2019

Name or company name	The Dental Practice
Contract type name	GDS Contract
Purpose of contract	General
Contract start date	01/08/2012
Contract end date	

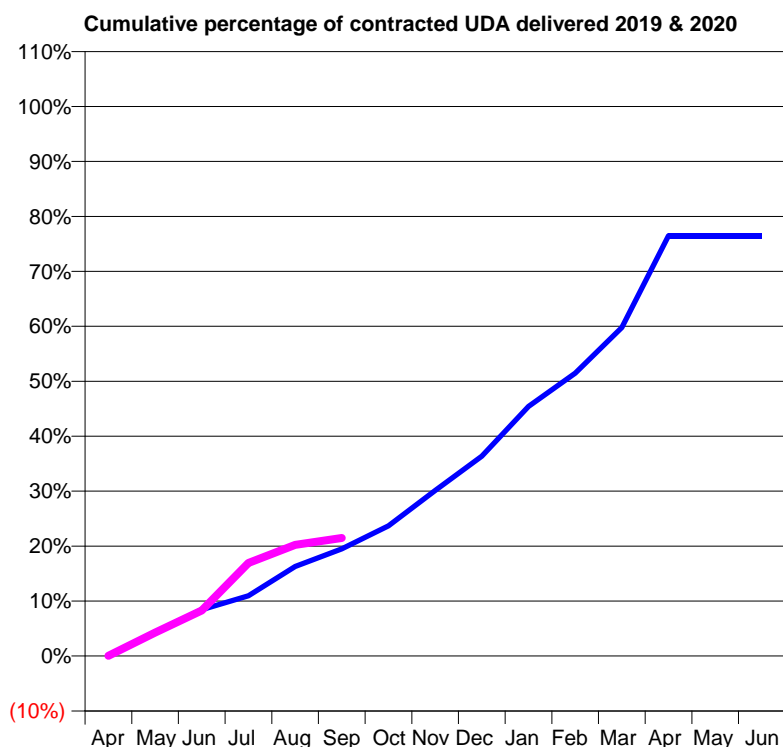
19/20 Contracted general activity (UDA)	4,946
Carry forward general activity (UDA)	0
19/20 Contracted orthodontic activity (UOA)	0
Carry forward orthodontic activity (UOA)	0
Baseline contract value	£121,921.71

ACCESS*

Patients seen in 24 months	Total	Change since previous quarter
Quarter ending September 2018	828	
Quarter ending December 2018	852	↑
Quarter ending March 2019	895	↑
Quarter ending June 2019	1,028	↑
Quarter ending September 2019	1,080	↑
Variance since September 2018	30.4%	↑



ACTIVITY



Month	Adjusted Scheduled Activity (UDA)	
	2019	2020
April	2	2
May	213	210
June	417	410
July	542	839
August	805	1,000
September	964	1,063
October	1,172	
November	1,490	
December	1,799	
January	2,247	
February	2,547	
March	2,957	
April	3,784	
May	3,783	
June	3,783	

QUALITY

	Quantity	Base Number	Contract	AT	Region	England
% of FP17s for the same patient ID Re-attending within 3 months - Children	13	108	12.0%	11.2%	10.8%	11.5%
% of FP17s for the same patient ID Re-attending within 3 months - Adults	89	492	18.1%	14.6%	15.2%	15.4%
% of FP17s for the same patient ID Re-attending between 3 & 9 months - Children	23	108	21.3%	59.3%	62.2%	59.7%
% of FP17s for the same patient ID Re-attending between 3 & 9 months - Adults	86	492	17.5%	49.7%	52.9%	51.7%
% of FP17s for Band 1 Urgent Courses	173	396	43.7%	10.0%	9.7%	9.2%
% of FP17s Relating to Free Repair or Replacements	1	396	0.3%	0.6%	0.6%	0.7%
% of FP17s Relating to Continuations	0	396	0.0%	0.5%	0.7%	0.8%
% of Patients satisfied with the dentistry they have received	1	1	N/A	91.6%	93.6%	93.5%
% of Patients satisfied with the time they had to wait for an appointment	0	1	N/A	83.7%	86.3%	87.4%

* This is based on patients treated on this contract for their most recent course of treatment. Figures in italics indicate the base number of FP17s or Patient Questionnaire responses are less than 100. N/A is shown where the base number of responses is less than 10 during the period. % is calculated as Quantity/Base number*100

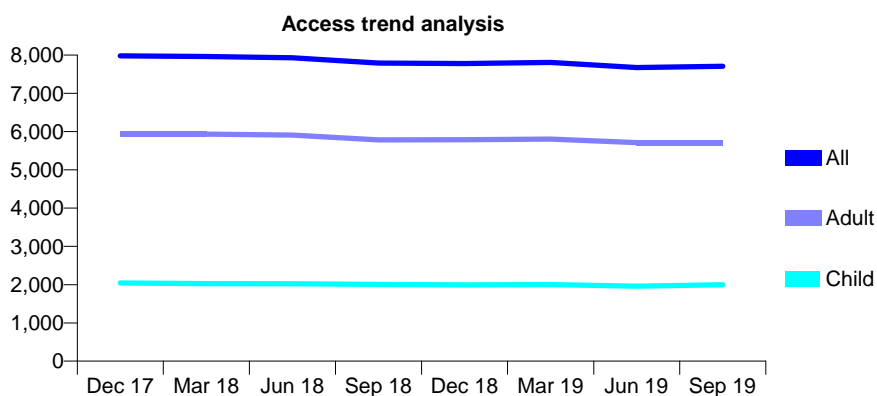
Q69 - Vital Signs At a Glance Contract Report for 193550/0001 - September 2019

Name or company name	Banbury Dental Surgery
Contract type name	GDS Contract
Purpose of contract	General
Contract start date	01/08/2009
Contract end date	

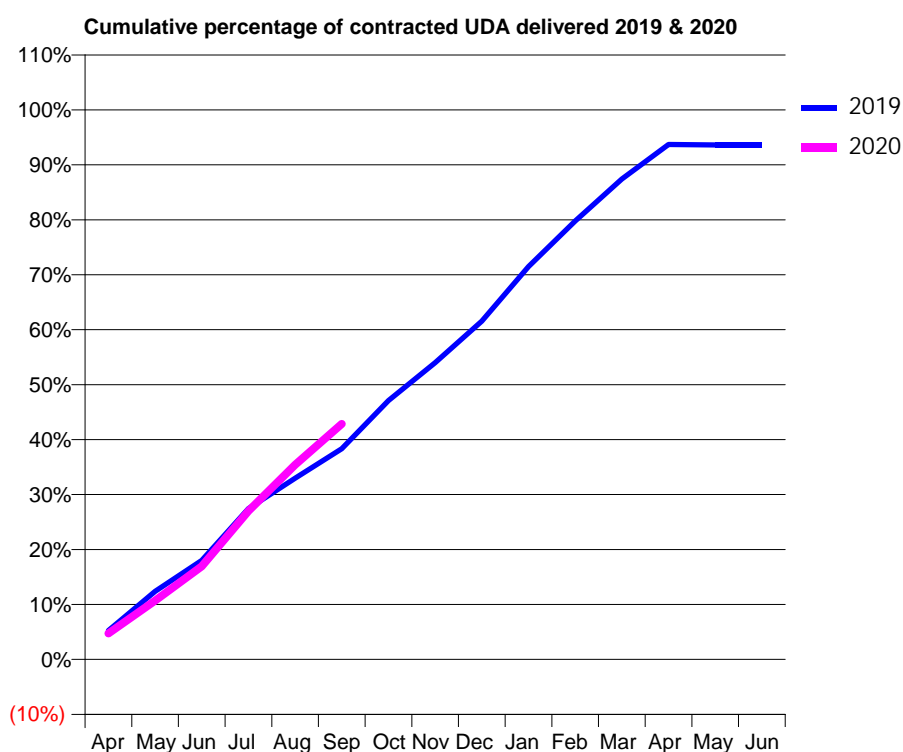
19/20 Contracted general activity (UDA)	22,000
Carry forward general activity (UDA)	0
19/20 Contracted orthodontic activity (UOA)	0
Carry forward orthodontic activity (UOA)	0
Baseline contract value	£506,125.79

ACCESS*

Patients seen in 24 months	Total	Change since previous quarter
Quarter ending September 2018	7,790	
Quarter ending December 2018	7,779	→
Quarter ending March 2019	7,805	→
Quarter ending June 2019	7,675	↓
Quarter ending September 2019	7,708	→
Variance since September 2018	(1.1%)	↓



ACTIVITY



Month	2019	2020
April	1,155	1,045
May	2,724	2,359
June	3,966	3,726
July	6,041	5,946
August	7,258	7,797
September	8,430	9,431
October	10,367	
November	11,884	
December	13,541	
January	15,726	
February	17,553	
March	19,235	
April	20,617	
May	20,596	
June	20,596	

QUALITY

	Quantity	Base Number	Contract	AT	Region	England
% of FP17s for the same patient ID Re-attending within 3 months - Children	72	1,466	4.9%	11.2%	10.8%	11.5%
% of FP17s for the same patient ID Re-attending within 3 months - Adults	416	3,931	10.6%	14.6%	15.2%	15.4%
% of FP17s for the same patient ID Re-attending between 3 & 9 months - Children	927	1,466	63.2%	59.3%	62.2%	59.7%
% of FP17s for the same patient ID Re-attending between 3 & 9 months - Adults	2,165	3,931	55.1%	49.7%	52.9%	51.7%
% of FP17s for Band 1 Urgent Courses	279	4,822	5.8%	10.0%	9.7%	9.2%
% of FP17s Relating to Free Repair or Replacements	51	4,822	1.1%	0.6%	0.6%	0.7%
% of FP17s Relating to Continuations	7	4,822	0.1%	0.5%	0.7%	0.8%
% of Patients satisfied with the dentistry they have received	5	5	N/A	91.6%	93.6%	93.5%
% of Patients satisfied with the time they had to wait for an appointment	4	5	N/A	83.7%	86.3%	87.4%

* This is based on patients treated on this contract for their most recent course of treatment. Figures in italics indicate the base number of FP17s or Patient Questionnaire responses are less than 100. N/A is shown where the base number of responses is less than 10 during the period. % is calculated as Quantity/Base number*100

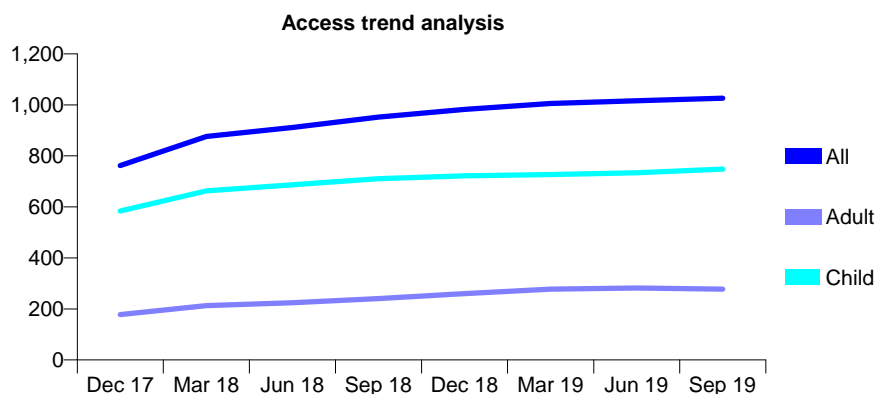
Q69 - Vital Signs At a Glance Contract Report for 195057/0001 - September 2019

Name or company name	AM Dentalcare
Contract type name	GDS Contract
Purpose of contract	General
Contract start date	01/09/2011
Contract end date	

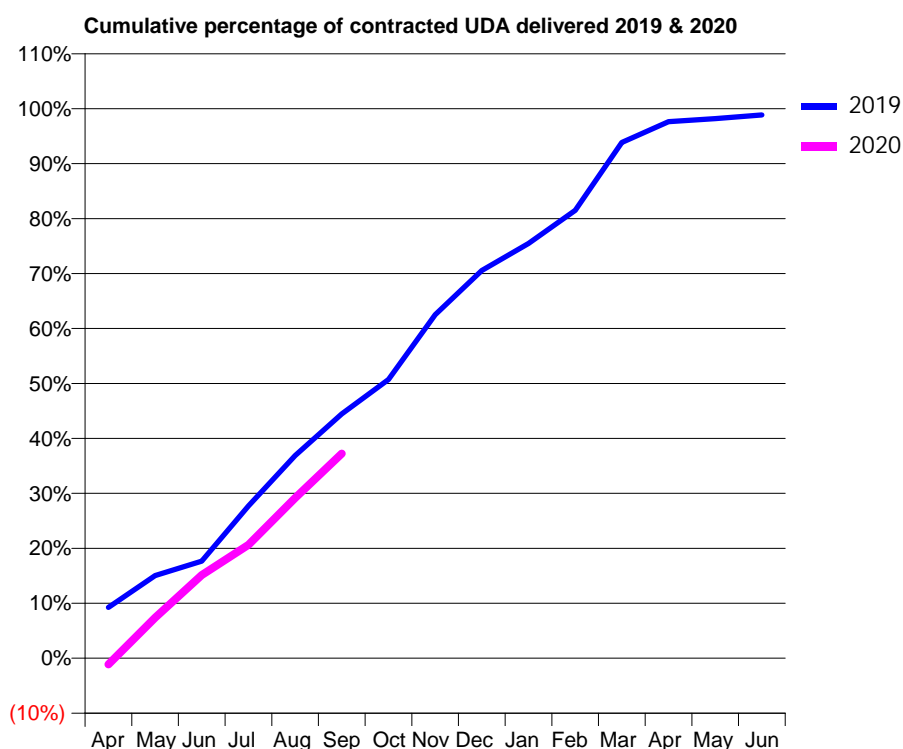
19/20 Contracted general activity (UDA)	2,712
Carry forward general activity (UDA)	31
19/20 Contracted orthodontic activity (UOA)	0
Carry forward orthodontic activity (UOA)	0
Baseline contract value	£66,412.64

ACCESS*

Patients seen in 24 months	Total	Change since previous quarter
Quarter ending September 2018	952	
Quarter ending December 2018	982	↑
Quarter ending March 2019	1,005	↑
Quarter ending June 2019	1,016	→
Quarter ending September 2019	1,026	→
Variance since September 2018	7.8%	↑



ACTIVITY



Month	2019	2020
April	251	-31
May	408	200
June	479	410
July	752	560
August	1,001	791
September	1,205	1,010
October	1,375	
November	1,695	
December	1,913	
January	2,047	
February	2,211	
March	2,545	
April	2,648	
May	2,663	
June	2,681	

QUALITY

	Quantity	Base Number	Contract	AT	Region	England
% of FP17s for the same patient ID Re-attending within 3 months - Children	30	498	6.0%	11.2%	10.8%	11.5%
% of FP17s for the same patient ID Re-attending within 3 months - Adults	33	144	22.9%	14.6%	15.2%	15.4%
% of FP17s for the same patient ID Re-attending between 3 & 9 months - Children	265	498	53.2%	59.3%	62.2%	59.7%
% of FP17s for the same patient ID Re-attending between 3 & 9 months - Adults	59	144	41.0%	49.7%	52.9%	51.7%
% of FP17s for Band 1 Urgent Courses	39	582	6.7%	10.0%	9.7%	9.2%
% of FP17s Relating to Free Repair or Replacements	1	582	0.2%	0.6%	0.6%	0.7%
% of FP17s Relating to Continuations	4	582	0.7%	0.5%	0.7%	0.8%
% of Patients satisfied with the dentistry they have received	0	0	N/A	91.6%	93.6%	93.5%
% of Patients satisfied with the time they had to wait for an appointment	0	0	N/A	83.7%	86.3%	87.4%

* This is based on patients treated on this contract for their most recent course of treatment.

Figures in italics indicate the base number of FP17s or Patient Questionnaire responses are less than 100. N/A is shown where the base number of responses is less than 10 during the period. % is calculated as Quantity/Base number*100

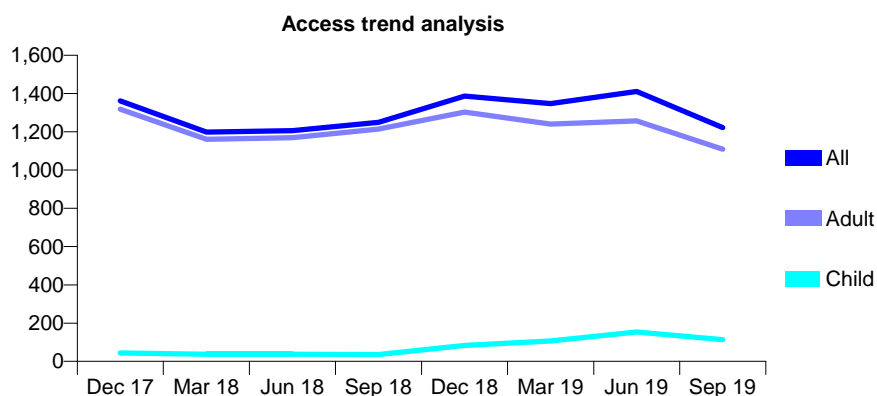
Q69 - Vital Signs At a Glance Contract Report for 195472/0001 - September 2019

Name or company name	DA CLINICS LTD
Contract type name	GDS Contract
Purpose of contract	General
Contract start date	01/04/2008
Contract end date	

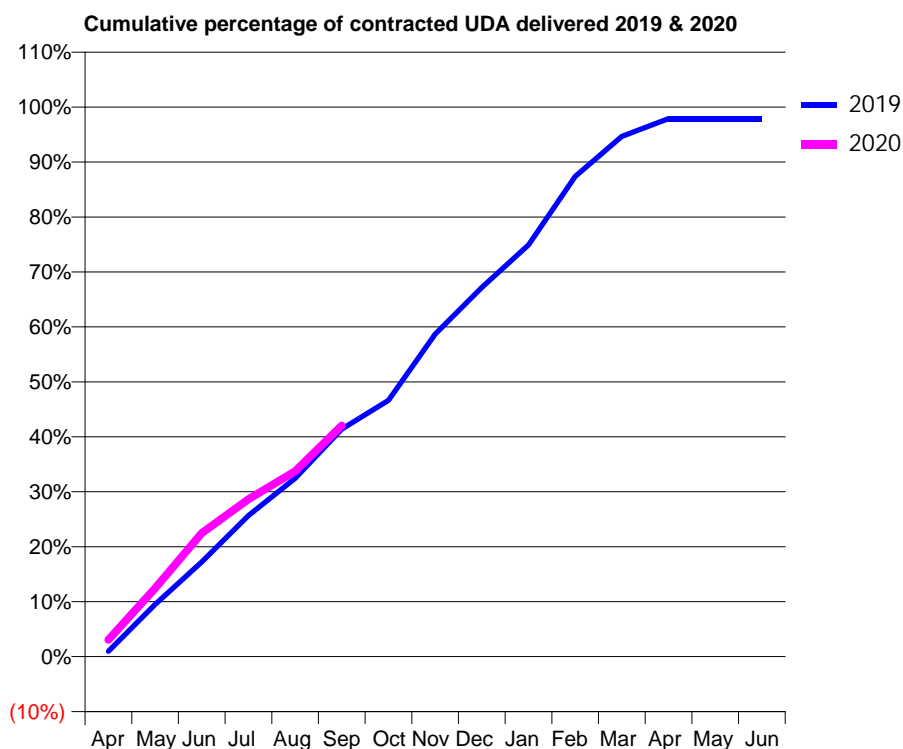
19/20 Contracted general activity (UDA)	5,053
Carry forward general activity (UDA)	106
19/20 Contracted orthodontic activity (UOA)	0
Carry forward orthodontic activity (UOA)	0
Baseline contract value	£106,251.89

ACCESS*

Patients seen in 24 months	Total	Change since previous quarter
Quarter ending September 2018	1,250	
Quarter ending December 2018	1,386	↑
Quarter ending March 2019	1,347	↓
Quarter ending June 2019	1,411	↑
Quarter ending September 2019	1,222	↓
Variance since September 2018	(2.2%)	↓



ACTIVITY



Month	Adjusted Scheduled Activity (UDA)	
	2019	2020
April	50	155
May	481	630
June	870	1,136
July	1,297	1,447
August	1,641	1,705
September	2,093	2,124
October	2,357	
November	2,965	
December	3,394	
January	3,786	
February	4,415	
March	4,783	
April	4,946	
May	4,946	
June	4,946	

QUALITY

	Quantity	Base Number	Contract	AT	Region	England
% of FP17s for the same patient ID Re-attending within 3 months - Children	3	115	2.6%	11.2%	10.8%	11.5%
% of FP17s for the same patient ID Re-attending within 3 months - Adults	106	1,042	10.2%	14.6%	15.2%	15.4%
% of FP17s for the same patient ID Re-attending between 3 & 9 months - Children	49	115	42.6%	59.3%	62.2%	59.7%
% of FP17s for the same patient ID Re-attending between 3 & 9 months - Adults	757	1,042	72.6%	49.7%	52.9%	51.7%
% of FP17s for Band 1 Urgent Courses	36	1,095	3.3%	10.0%	9.7%	9.2%
% of FP17s Relating to Free Repair or Replacements	14	1,095	1.3%	0.6%	0.6%	0.7%
% of FP17s Relating to Continuations	23	1,095	2.1%	0.5%	0.7%	0.8%
% of Patients satisfied with the dentistry they have received	0	0	N/A	91.6%	93.6%	93.5%
% of Patients satisfied with the time they had to wait for an appointment	0	0	N/A	83.7%	86.3%	87.4%

* This is based on patients treated on this contract for their most recent course of treatment. Figures in italics indicate the base number of FP17s or Patient Questionnaire responses are less than 100. N/A is shown where the base number of responses is less than 10 during the period. % is calculated as Quantity/Base number*100

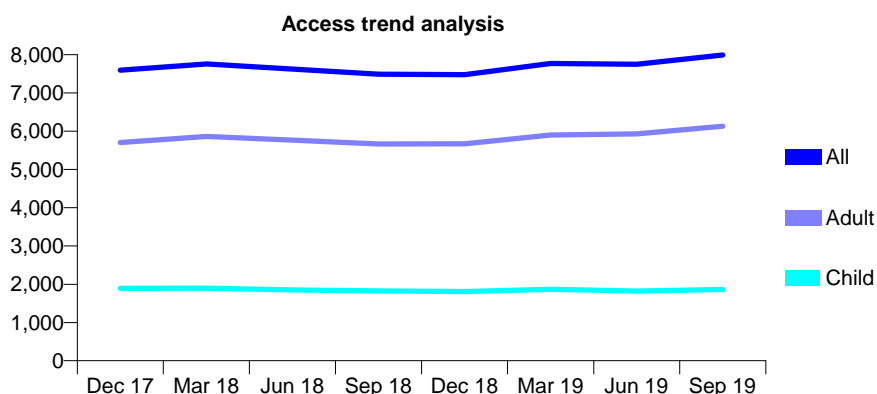
Q69 - Vital Signs At a Glance Contract Report for 195472/0002 - September 2019

Name or company name	DA CLINICS LTD
Contract type name	GDS Contract
Purpose of contract	General
Contract start date	01/04/2008
Contract end date	

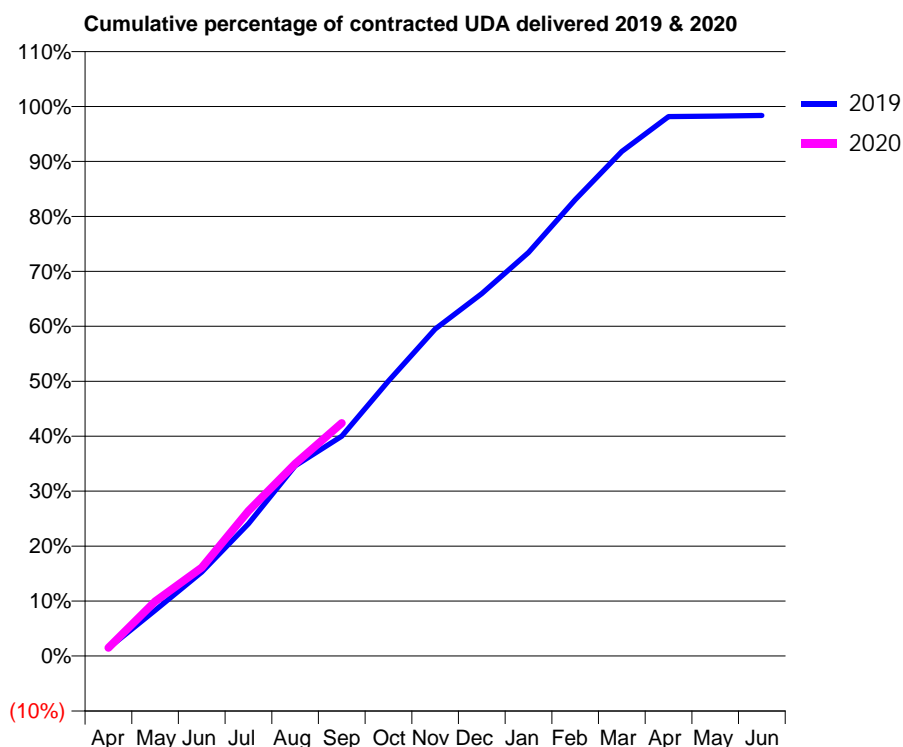
19/20 Contracted general activity (UDA)	22,660
Carry forward general activity (UDA)	372
19/20 Contracted orthodontic activity (UOA)	0
Carry forward orthodontic activity (UOA)	0
Baseline contract value	£563,781.82

ACCESS*

Patients seen in 24 months	Total	Change since previous quarter
Quarter ending September 2018	7,489	
Quarter ending December 2018	7,479	→
Quarter ending March 2019	7,768	↑
Quarter ending June 2019	7,750	→
Quarter ending September 2019	7,993	↑
Variance since September 2018	6.7%	↑



ACTIVITY



Month	Adjusted Scheduled Activity (UDA)	
	2019	2020
April	326	338
May	1,881	2,250
June	3,459	3,651
July	5,455	5,983
August	7,844	7,929
September	9,066	9,605
October	11,341	
November	13,487	
December	14,941	
January	16,637	
February	18,814	
March	20,805	
April	22,242	
May	22,264	
June	22,288	

QUALITY

	Quantity	Base Number	Contract	AT	Region	England
% of FP17s for the same patient ID Re-attending within 3 months - Children	61	1,485	4.1%	11.2%	10.8%	11.5%
% of FP17s for the same patient ID Re-attending within 3 months - Adults	519	5,059	10.3%	14.6%	15.2%	15.4%
% of FP17s for the same patient ID Re-attending between 3 & 9 months - Children	1,027	1,485	69.2%	59.3%	62.2%	59.7%
% of FP17s for the same patient ID Re-attending between 3 & 9 months - Adults	3,366	5,059	66.5%	49.7%	52.9%	51.7%
% of FP17s for Band 1 Urgent Courses	228	5,892	3.9%	10.0%	9.7%	9.2%
% of FP17s Relating to Free Repair or Replacements	54	5,892	0.9%	0.6%	0.6%	0.7%
% of FP17s Relating to Continuations	50	5,892	0.8%	0.5%	0.7%	0.8%
% of Patients satisfied with the dentistry they have received	3	3	N/A	91.6%	93.6%	93.5%
% of Patients satisfied with the time they had to wait for an appointment	3	3	N/A	83.7%	86.3%	87.4%

* This is based on patients treated on this contract for their most recent course of treatment. Figures in italics indicate the base number of FP17s or Patient Questionnaire responses are less than 100. N/A is shown where the base number of responses is less than 10 during the period. % is calculated as Quantity/Base number*100

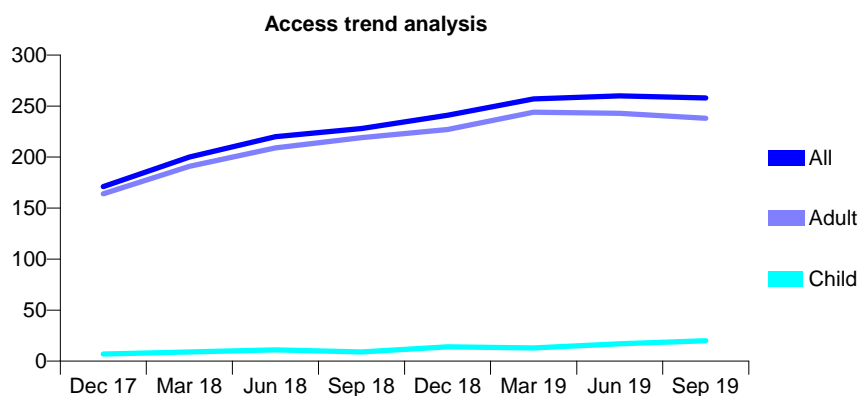
Q69 - Vital Signs At a Glance Contract Report for 195472/0003 - September 2019

Name or company name	DA CLINICS LTD
Contract type name	PDS Contract
Purpose of contract	General
Contract start date	01/04/2008
Contract end date	31/03/2021

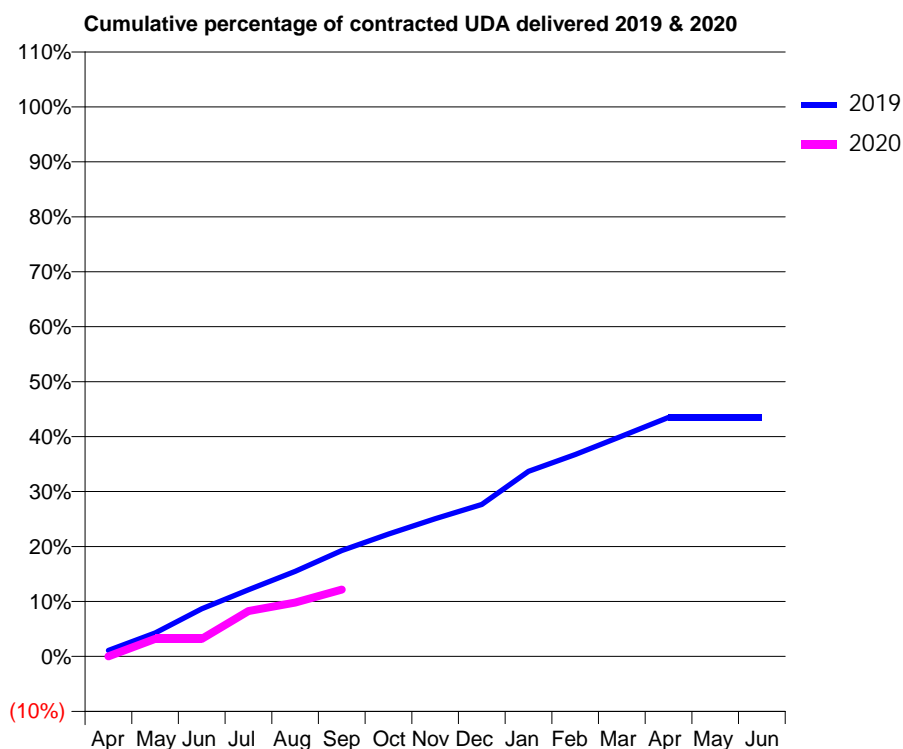
19/20 Contracted general activity (UDA)	1,204
Carry forward general activity (UDA)	0
19/20 Contracted orthodontic activity (UOA)	0
Carry forward orthodontic activity (UOA)	0
Baseline contract value	£54,785.42

ACCESS*

Patients seen in 24 months	Total	Change since previous quarter
Quarter ending September 2018	228	
Quarter ending December 2018	241	↑
Quarter ending March 2019	257	↑
Quarter ending June 2019	260	→
Quarter ending September 2019	258	→
Variance since September 2018	13.2%	↑



ACTIVITY



Month	2019	2020
April	13	0
May	52	38
June	104	38
July	146	100
August	187	118
September	232	146
October	268	
November	302	
December	333	
January	405	
February	443	
March	483	
April	524	
May	524	
June	524	

QUALITY

	Quantity	Base Number	Contract	AT	Region	England
% of FP17s for the same patient ID Re-attending within 3 months - Children	0	19	0.0%	11.2%	10.8%	11.5%
% of FP17s for the same patient ID Re-attending within 3 months - Adults	3	131	2.3%	14.6%	15.2%	15.4%
% of FP17s for the same patient ID Re-attending between 3 & 9 months - Children	0	19	0.0%	59.3%	62.2%	59.7%
% of FP17s for the same patient ID Re-attending between 3 & 9 months - Adults	0	131	0.0%	49.7%	52.9%	51.7%
% of FP17s for Band 1 Urgent Courses	112	116	96.6%	10.0%	9.7%	9.2%
% of FP17s Relating to Free Repair or Replacements	0	116	0.0%	0.6%	0.6%	0.7%
% of FP17s Relating to Continuations	0	116	0.0%	0.5%	0.7%	0.8%
% of Patients satisfied with the dentistry they have received	1	1	N/A	91.6%	93.6%	93.5%
% of Patients satisfied with the time they had to wait for an appointment	1	1	N/A	83.7%	86.3%	87.4%

* This is based on patients treated on this contract for their most recent course of treatment. Figures in italics indicate the base number of FP17s or Patient Questionnaire responses are less than 100. N/A is shown where the base number of responses is less than 10 during the period. % is calculated as Quantity/Base number*100

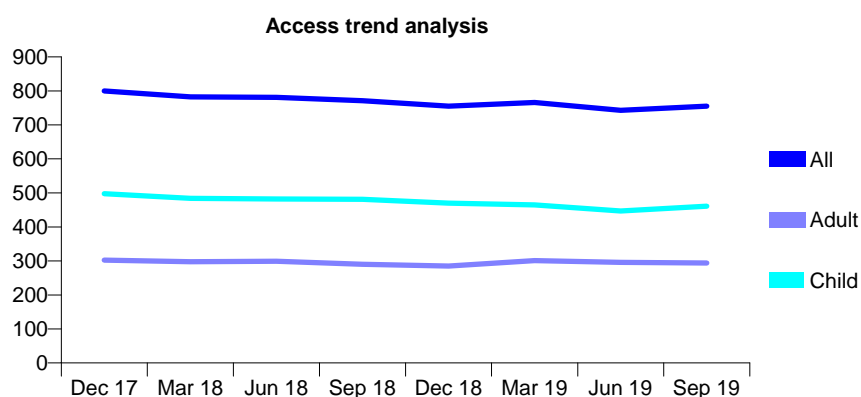
Q69 - Vital Signs At a Glance Contract Report for 195537/0001 - September 2019

Name or company name	Charlbury Dental Practice
Contract type name	GDS Contract
Purpose of contract	General
Contract start date	01/09/2012
Contract end date	

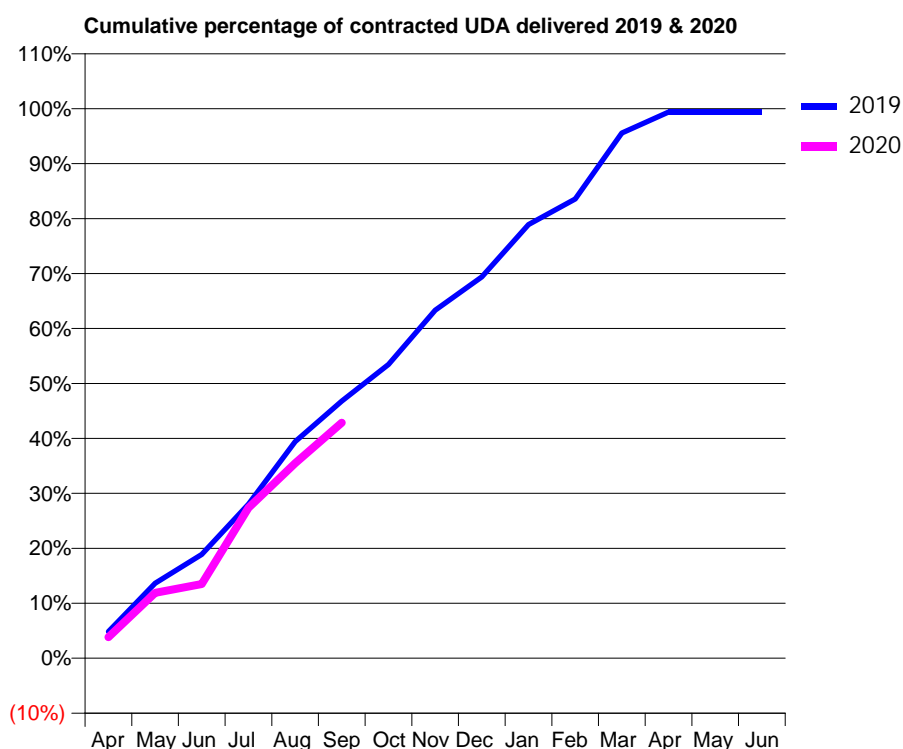
19/20 Contracted general activity (UDA)	2,183
Carry forward general activity (UDA)	13
19/20 Contracted orthodontic activity (UOA)	0
Carry forward orthodontic activity (UOA)	0
Baseline contract value	£49,884.39

ACCESS*

Patients seen in 24 months	Total	Change since previous quarter
Quarter ending September 2018	771	
Quarter ending December 2018	755	↓
Quarter ending March 2019	766	→
Quarter ending June 2019	743	↓
Quarter ending September 2019	755	→
Variance since September 2018	(2.1%)	↓



ACTIVITY



Month	2019	2020
April	106	83
May	298	260
June	413	295
July	612	597
August	861	775
September	1,022	936
October	1,167	
November	1,382	
December	1,515	
January	1,722	
February	1,824	
March	2,086	
April	2,170	
May	2,170	
June	2,170	

QUALITY

	Quantity	Base Number	Contract	AT	Region	England
% of FP17s for the same patient ID Re-attending within 3 months - Children	41	471	8.7%	11.2%	10.8%	11.5%
% of FP17s for the same patient ID Re-attending within 3 months - Adults	39	190	20.5%	14.6%	15.2%	15.4%
% of FP17s for the same patient ID Re-attending between 3 & 9 months - Children	340	471	72.2%	59.3%	62.2%	59.7%
% of FP17s for the same patient ID Re-attending between 3 & 9 months - Adults	117	190	61.6%	49.7%	52.9%	51.7%
% of FP17s for Band 1 Urgent Courses	33	629	5.2%	10.0%	9.7%	9.2%
% of FP17s Relating to Free Repair or Replacements	0	629	0.0%	0.6%	0.6%	0.7%
% of FP17s Relating to Continuations	11	629	1.7%	0.5%	0.7%	0.8%
% of Patients satisfied with the dentistry they have received	0	0	N/A	91.6%	93.6%	93.5%
% of Patients satisfied with the time they had to wait for an appointment	0	0	N/A	83.7%	86.3%	87.4%

* This is based on patients treated on this contract for their most recent course of treatment.

Figures in italics indicate the base number of FP17s or Patient Questionnaire responses are less than 100. N/A is shown where the base number of responses is less than 10 during the period. % is calculated as Quantity/Base number*100

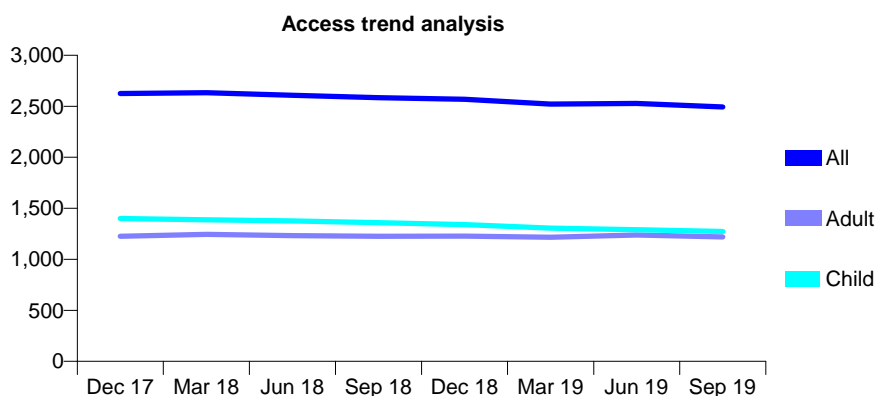
Q69 - Vital Signs At a Glance Contract Report for 197807/0001 - September 2019

Name or company name	Linden Dental Surgery Ltd
Contract type name	GDS Contract
Purpose of contract	General
Contract start date	01/04/2008
Contract end date	

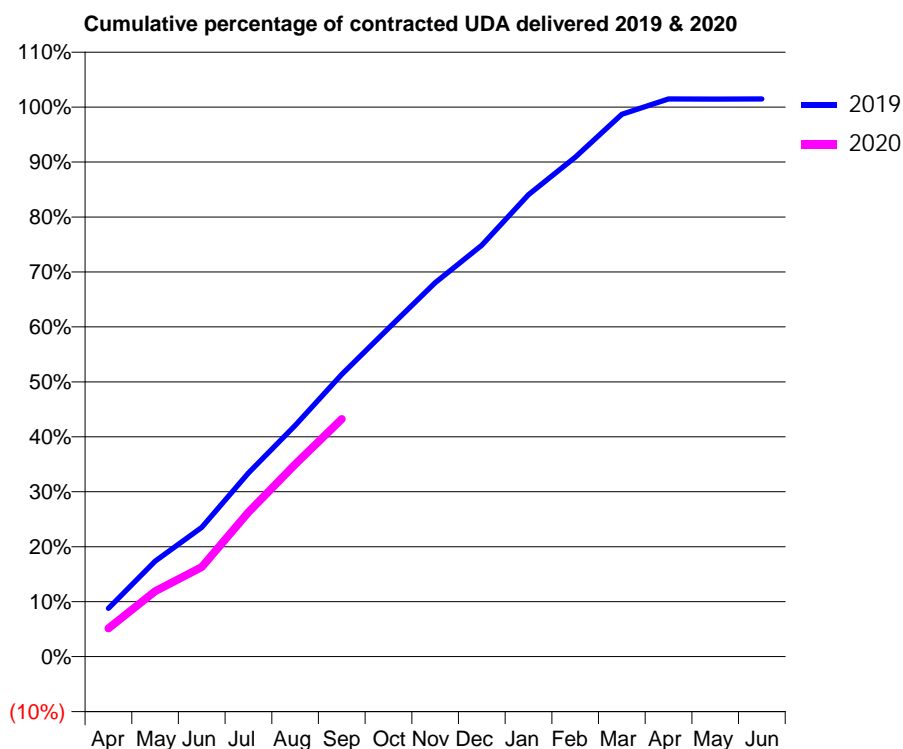
19/20 Contracted general activity (UDA)	5,007
Carry forward general activity (UDA)	-73
19/20 Contracted orthodontic activity (UOA)	0
Carry forward orthodontic activity (UOA)	0
Baseline contract value	£112,780.11

ACCESS*

Patients seen in 24 months	Total	Change since previous quarter
Quarter ending September 2018	2,585	
Quarter ending December 2018	2,568	→
Quarter ending March 2019	2,522	↓
Quarter ending June 2019	2,528	→
Quarter ending September 2019	2,493	↓
Variance since September 2018	(3.6%)	↓



ACTIVITY



Month	Adjusted Scheduled Activity (UDA)	
	2019	2020
April	439	257
May	870	595
June	1,178	815
July	1,673	1,317
August	2,106	1,753
September	2,571	2,165
October	2,991	
November	3,406	
December	3,748	
January	4,209	
February	4,549	
March	4,941	
April	5,080	
May	5,079	
June	5,080	

QUALITY

	Quantity	Base Number	Contract	AT	Region	England
% of FP17s for the same patient ID Re-attending within 3 months - Children	43	890	4.8%	11.2%	10.8%	11.5%
% of FP17s for the same patient ID Re-attending within 3 months - Adults	63	552	11.4%	14.6%	15.2%	15.4%
% of FP17s for the same patient ID Re-attending between 3 & 9 months - Children	490	890	55.1%	59.3%	62.2%	59.7%
% of FP17s for the same patient ID Re-attending between 3 & 9 months - Adults	187	552	33.9%	49.7%	52.9%	51.7%
% of FP17s for Band 1 Urgent Courses	90	1,354	6.6%	10.0%	9.7%	9.2%
% of FP17s Relating to Free Repair or Replacements	7	1,354	0.5%	0.6%	0.6%	0.7%
% of FP17s Relating to Continuations	0	1,354	0.0%	0.5%	0.7%	0.8%
% of Patients satisfied with the dentistry they have received	0	0	N/A	91.6%	93.6%	93.5%
% of Patients satisfied with the time they had to wait for an appointment	0	0	N/A	83.7%	86.3%	87.4%

* This is based on patients treated on this contract for their most recent course of treatment. Figures in italics indicate the base number of FP17s or Patient Questionnaire responses are less than 100. N/A is shown where the base number of responses is less than 10 during the period. % is calculated as Quantity/Base number*100

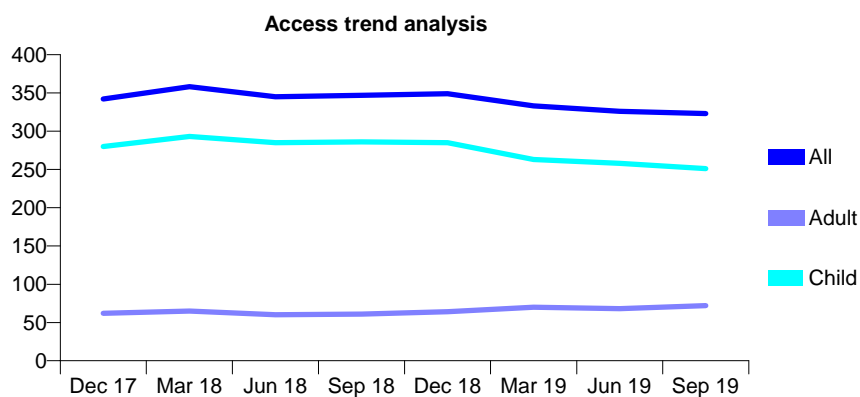
Q69 - Vital Signs At a Glance Contract Report for 198161/0001 - September 2019

Name or company name	Babber, Khabra and Frankel
Contract type name	GDS Contract
Purpose of contract	General
Contract start date	01/05/2012
Contract end date	

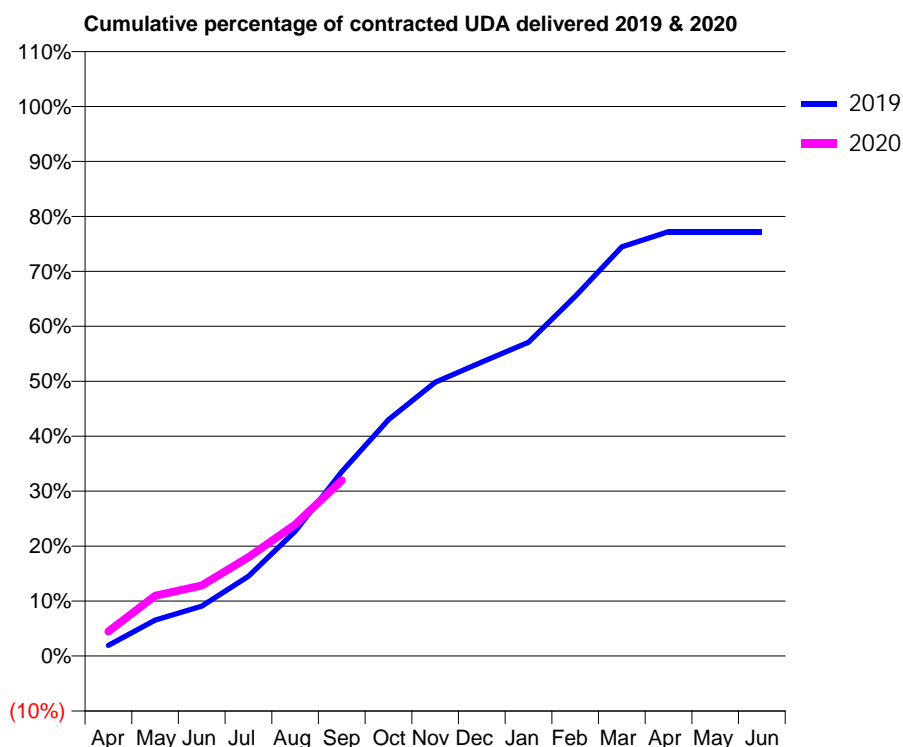
19/20 Contracted general activity (UDA)	870
Carry forward general activity (UDA)	0
19/20 Contracted orthodontic activity (UOA)	0
Carry forward orthodontic activity (UOA)	0
Baseline contract value	£21,714.34

ACCESS*

Patients seen in 24 months	Total	Change since previous quarter
Quarter ending September 2018	347	
Quarter ending December 2018	349	→
Quarter ending March 2019	333	↓
Quarter ending June 2019	326	↓
Quarter ending September 2019	323	→
Variance since September 2018	(6.9%)	↓



ACTIVITY



Month	Adjusted Scheduled Activity (UDA)	
	2019	2020
April	17	39
May	57	96
June	79	112
July	126	157
August	198	208
September	292	278
October	374	
November	433	
December	465	
January	497	
February	570	
March	648	
April	672	
May	672	
June	672	

QUALITY

	Quantity	Base Number	Contract	AT	Region	England
% of FP17s for the same patient ID Re-attending within 3 months - Children	12	165	7.3%	11.2%	10.8%	11.5%
% of FP17s for the same patient ID Re-attending within 3 months - Adults	0	17	0.0%	14.6%	15.2%	15.4%
% of FP17s for the same patient ID Re-attending between 3 & 9 months - Children	90	165	54.5%	59.3%	62.2%	59.7%
% of FP17s for the same patient ID Re-attending between 3 & 9 months - Adults	7	17	41.2%	49.7%	52.9%	51.7%
% of FP17s for Band 1 Urgent Courses	6	168	3.6%	10.0%	9.7%	9.2%
% of FP17s Relating to Free Repair or Replacements	0	168	0.0%	0.6%	0.6%	0.7%
% of FP17s Relating to Continuations	0	168	0.0%	0.5%	0.7%	0.8%
% of Patients satisfied with the dentistry they have received	0	0	N/A	91.6%	93.6%	93.5%
% of Patients satisfied with the time they had to wait for an appointment	0	0	N/A	83.7%	86.3%	87.4%

* This is based on patients treated on this contract for their most recent course of treatment. Figures in italics indicate the base number of FP17s or Patient Questionnaire responses are less than 100. N/A is shown where the base number of responses is less than 10 during the period. % is calculated as Quantity/Base number*100

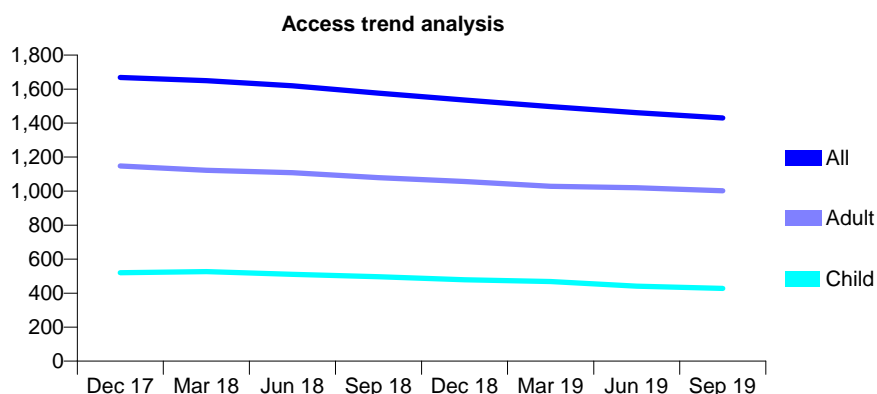
Q69 - Vital Signs At a Glance Contract Report for 198277/0001 - September 2019

Name or company name	IMOGEN DENTAL LTD
Contract type name	GDS Contract
Purpose of contract	General
Contract start date	01/09/2013
Contract end date	

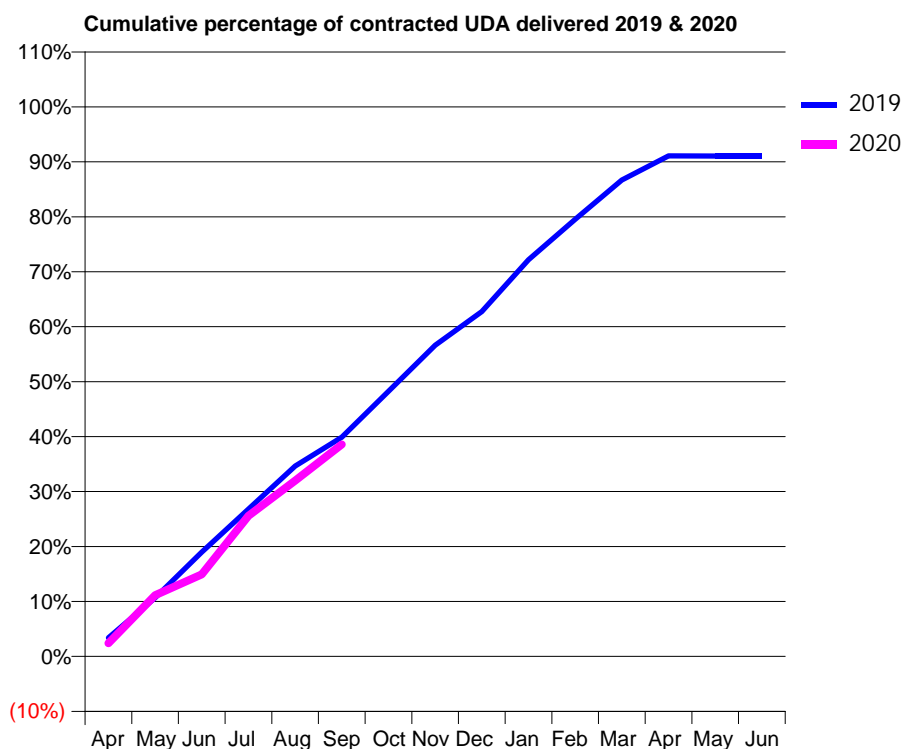
19/20 Contracted general activity (UDA)	3,994
Carry forward general activity (UDA)	0
19/20 Contracted orthodontic activity (UOA)	0
Carry forward orthodontic activity (UOA)	0
Baseline contract value	£101,033.05

ACCESS*

Patients seen in 24 months	Total	Change since previous quarter
Quarter ending September 2018	1,576	
Quarter ending December 2018	1,535	↓
Quarter ending March 2019	1,497	↓
Quarter ending June 2019	1,461	↓
Quarter ending September 2019	1,430	↓
Variance since September 2018	(9.3%)	↓



ACTIVITY



Month	2019	2020
April	141	96
May	447	445
June	794	597
July	1,121	1,022
August	1,450	1,278
September	1,668	1,541
October	2,018	
November	2,369	
December	2,625	
January	3,020	
February	3,328	
March	3,626	
April	3,811	
May	3,809	
June	3,809	

QUALITY

	Quantity	Base Number	Contract	AT	Region	England
% of FP17s for the same patient ID Re-attending within 3 months - Children	15	386	3.9%	11.2%	10.8%	11.5%
% of FP17s for the same patient ID Re-attending within 3 months - Adults	86	728	11.8%	14.6%	15.2%	15.4%
% of FP17s for the same patient ID Re-attending between 3 & 9 months - Children	310	386	80.3%	59.3%	62.2%	59.7%
% of FP17s for the same patient ID Re-attending between 3 & 9 months - Adults	417	728	57.3%	49.7%	52.9%	51.7%
% of FP17s for Band 1 Urgent Courses	89	1,001	8.9%	10.0%	9.7%	9.2%
% of FP17s Relating to Free Repair or Replacements	6	1,001	0.6%	0.6%	0.6%	0.7%
% of FP17s Relating to Continuations	4	1,001	0.4%	0.5%	0.7%	0.8%
% of Patients satisfied with the dentistry they have received	0	0	N/A	91.6%	93.6%	93.5%
% of Patients satisfied with the time they had to wait for an appointment	0	0	N/A	83.7%	86.3%	87.4%

* This is based on patients treated on this contract for their most recent course of treatment. Figures in italics indicate the base number of FP17s or Patient Questionnaire responses are less than 100. N/A is shown where the base number of responses is less than 10 during the period. % is calculated as Quantity/Base number*100

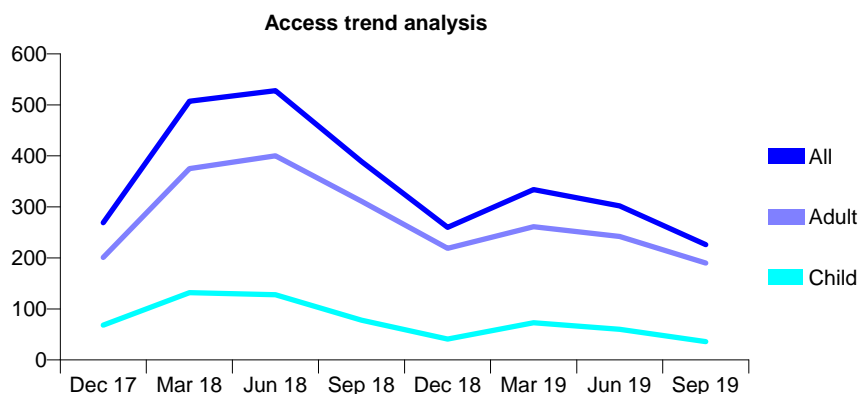
Q69 - Vital Signs At a Glance Contract Report for 198609/0001 - September 2019

Name or company name	Cornhill Dental Centre Practice Partnership
Contract type name	GDS Contract
Purpose of contract	General
Contract start date	23/06/2014
Contract end date	

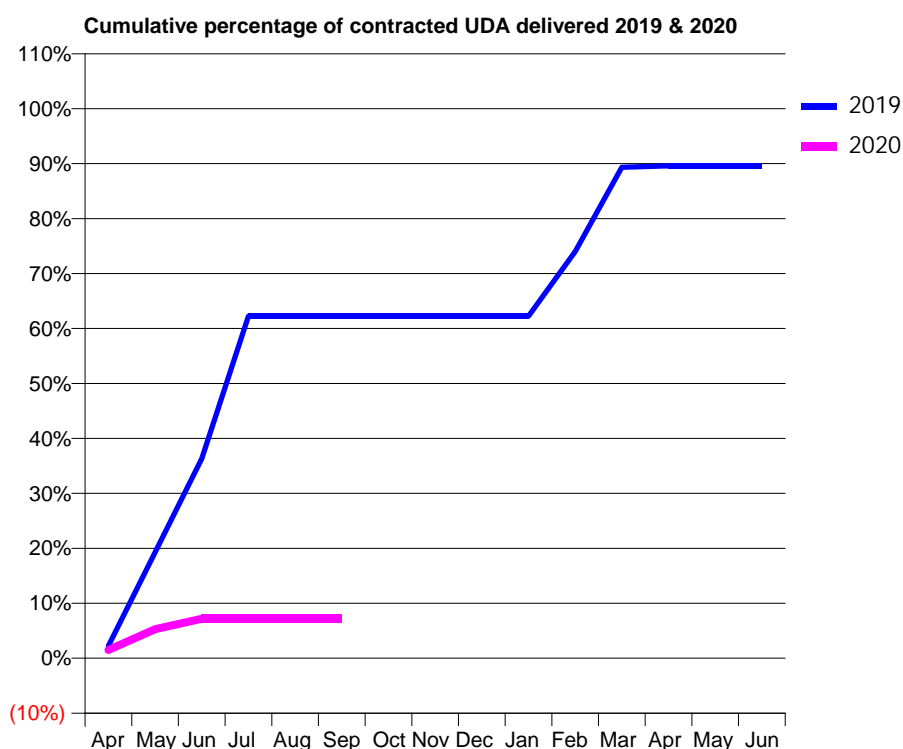
19/20 Contracted general activity (UDA)	796
Carry forward general activity (UDA)	0
19/20 Contracted orthodontic activity (UOA)	0
Carry forward orthodontic activity (UOA)	0
Baseline contract value	£16,171.11

ACCESS*

Patients seen in 24 months	Total	Change since previous quarter
Quarter ending September 2018	389	
Quarter ending December 2018	260	↓
Quarter ending March 2019	334	↑
Quarter ending June 2019	302	↓
Quarter ending September 2019	226	↓
Variance since September 2018	(41.9%)	↓



ACTIVITY



Month	2019	2020
April	18	12
May	154	42
June	289	57
July	496	57
August	496	57
September	496	57
October	496	
November	496	
December	496	
January	496	
February	589	
March	711	
April	713	
May	713	
June	713	

QUALITY

	Quantity	Base Number	Contract	AT	Region	England
% of FP17s for the same patient ID Re-attending within 3 months - Children	0	1	0.0%	11.2%	10.8%	11.5%
% of FP17s for the same patient ID Re-attending within 3 months - Adults	0	9	0.0%	14.6%	15.2%	15.4%
% of FP17s for the same patient ID Re-attending between 3 & 9 months - Children	0	1	0.0%	59.3%	62.2%	59.7%
% of FP17s for the same patient ID Re-attending between 3 & 9 months - Adults	0	9	0.0%	49.7%	52.9%	51.7%
% of FP17s for Band 1 Urgent Courses	0	7	0.0%	10.0%	9.7%	9.2%
% of FP17s Relating to Free Repair or Replacements	0	7	0.0%	0.6%	0.6%	0.7%
% of FP17s Relating to Continuations	0	7	0.0%	0.5%	0.7%	0.8%
% of Patients satisfied with the dentistry they have received	0	0	N/A	91.6%	93.6%	93.5%
% of Patients satisfied with the time they had to wait for an appointment	0	0	N/A	83.7%	86.3%	87.4%

* This is based on patients treated on this contract for their most recent course of treatment.

Figures in italics indicate the base number of FP17s or Patient Questionnaire responses are less than 100. N/A is shown where the base number of responses is less than 10 during the period. % is calculated as Quantity/Base number*100

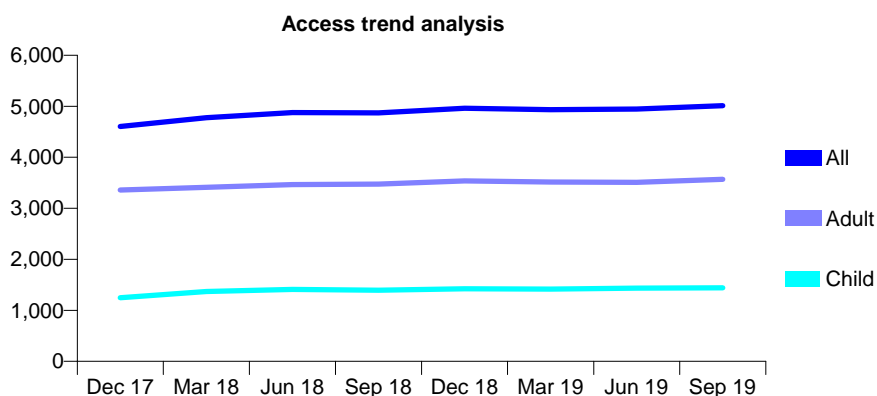
Q69 - Vital Signs At a Glance Contract Report for 198757/0001 - September 2019

Name or company name	Valley DC Ltd
Contract type name	GDS Contract
Purpose of contract	General
Contract start date	01/09/2008
Contract end date	

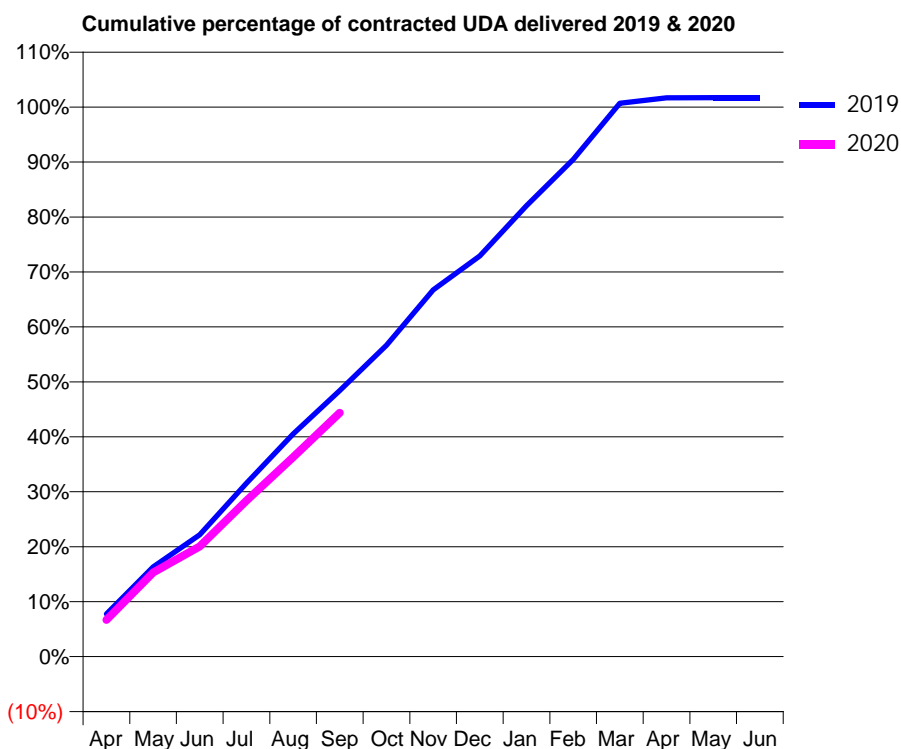
19/20 Contracted general activity (UDA)	15,824
Carry forward general activity (UDA)	-284
19/20 Contracted orthodontic activity (UOA)	0
Carry forward orthodontic activity (UOA)	0
Baseline contract value	£494,748.27

ACCESS*

Patients seen in 24 months	Total	Change since previous quarter
Quarter ending September 2018	4,872	
Quarter ending December 2018	4,961	→
Quarter ending March 2019	4,932	→
Quarter ending June 2019	4,946	→
Quarter ending September 2019	5,012	→
Variance since September 2018	2.9%	↑



ACTIVITY



Month	Adjusted Scheduled Activity (UDA)	
	2019	2020
April	1,289	1,059
May	2,713	2,419
June	3,687	3,175
July	5,245	4,491
August	6,735	5,748
September	8,046	7,023
October	9,411	
November	11,090	
December	12,115	
January	13,636	
February	15,029	
March	16,730	
April	16,896	
May	16,899	
June	16,899	

QUALITY

	Quantity	Base Number	Contract	AT	Region	England
% of FP17s for the same patient ID Re-attending within 3 months - Children	177	1,165	15.2%	11.2%	10.8%	11.5%
% of FP17s for the same patient ID Re-attending within 3 months - Adults	719	2,544	28.3%	14.6%	15.2%	15.4%
% of FP17s for the same patient ID Re-attending between 3 & 9 months - Children	667	1,165	57.3%	59.3%	62.2%	59.7%
% of FP17s for the same patient ID Re-attending between 3 & 9 months - Adults	1,152	2,544	45.3%	49.7%	52.9%	51.7%
% of FP17s for Band 1 Urgent Courses	324	2,906	11.1%	10.0%	9.7%	9.2%
% of FP17s Relating to Free Repair or Replacements	78	2,906	2.7%	0.6%	0.6%	0.7%
% of FP17s Relating to Continuations	95	2,906	3.3%	0.5%	0.7%	0.8%
% of Patients satisfied with the dentistry they have received	2	3	N/A	91.6%	93.6%	93.5%
% of Patients satisfied with the time they had to wait for an appointment	2	3	N/A	83.7%	86.3%	87.4%

* This is based on patients treated on this contract for their most recent course of treatment. Figures in italics indicate the base number of FP17s or Patient Questionnaire responses are less than 100. N/A is shown where the base number of responses is less than 10 during the period. % is calculated as Quantity/Base number*100

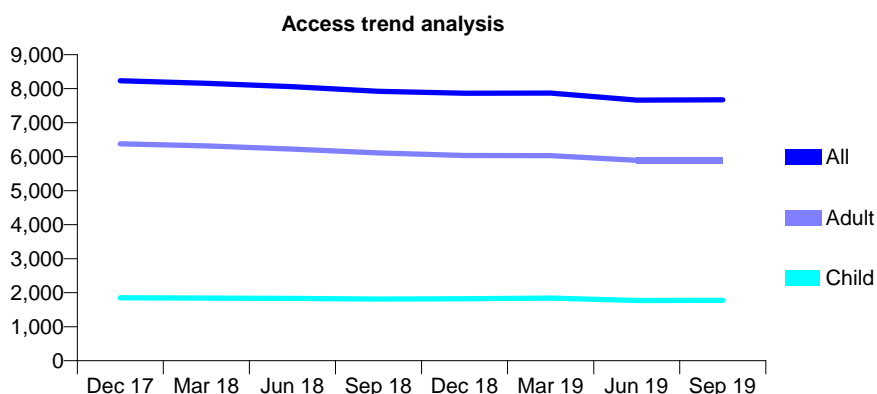
Q69 - Vital Signs At a Glance Contract Report for 199974/0001 - September 2019

Name or company name	Dhami Dental Surgeons Ltd
Contract type name	GDS Contract
Purpose of contract	General
Contract start date	01/10/2007
Contract end date	

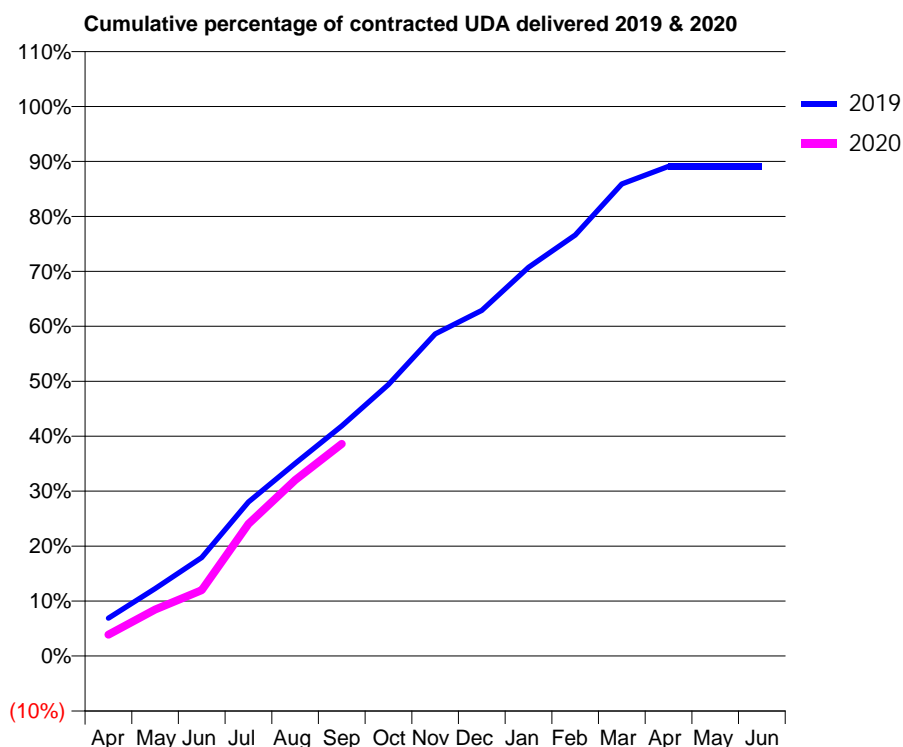
19/20 Contracted general activity (UDA)	18,199
Carry forward general activity (UDA)	0
19/20 Contracted orthodontic activity (UOA)	0
Carry forward orthodontic activity (UOA)	0
Baseline contract value	£445,410.31

ACCESS*

Patients seen in 24 months	Total	Change since previous quarter
Quarter ending September 2018	7,925	
Quarter ending December 2018	7,864	→
Quarter ending March 2019	7,871	→
Quarter ending June 2019	7,663	↓
Quarter ending September 2019	7,673	→
Variance since September 2018	(3.2%)	↓



ACTIVITY



Month	Adjusted Scheduled Activity (UDA)	
	2019	2020
April	1,313	709
May	2,347	1,541
June	3,427	2,180
July	5,358	4,375
August	6,697	5,829
September	8,000	7,025
October	9,441	
November	11,199	
December	12,018	
January	13,516	
February	14,637	
March	16,415	
April	17,023	
May	17,025	
June	17,025	

QUALITY

	Quantity	Base Number	Contract	AT	Region	England
% of FP17s for the same patient ID Re-attending within 3 months - Children	94	1,222	7.7%	11.2%	10.8%	11.5%
% of FP17s for the same patient ID Re-attending within 3 months - Adults	410	3,239	12.7%	14.6%	15.2%	15.4%
% of FP17s for the same patient ID Re-attending between 3 & 9 months - Children	679	1,222	55.6%	59.3%	62.2%	59.7%
% of FP17s for the same patient ID Re-attending between 3 & 9 months - Adults	1,367	3,239	42.2%	49.7%	52.9%	51.7%
% of FP17s for Band 1 Urgent Courses	449	4,132	10.9%	10.0%	9.7%	9.2%
% of FP17s Relating to Free Repair or Replacements	14	4,132	0.3%	0.6%	0.6%	0.7%
% of FP17s Relating to Continuations	19	4,132	0.5%	0.5%	0.7%	0.8%
% of Patients satisfied with the dentistry they have received	3	4	N/A	91.6%	93.6%	93.5%
% of Patients satisfied with the time they had to wait for an appointment	2	4	N/A	83.7%	86.3%	87.4%

* This is based on patients treated on this contract for their most recent course of treatment. Figures in italics indicate the base number of FP17s or Patient Questionnaire responses are less than 100. N/A is shown where the base number of responses is less than 10 during the period. % is calculated as Quantity/Base number*100

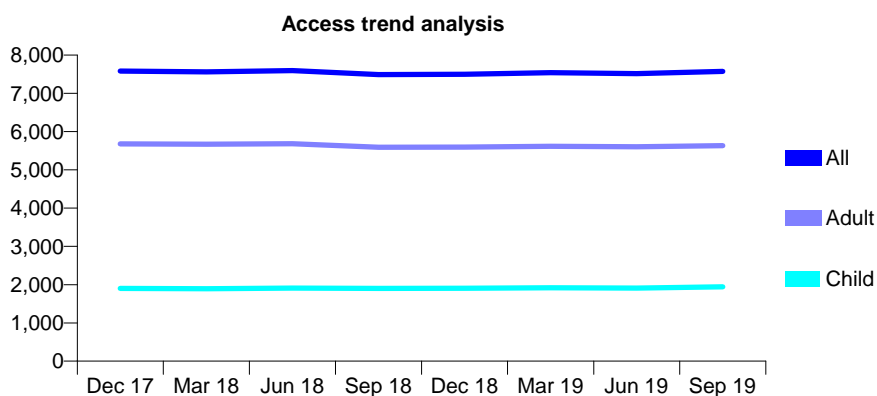
Q69 - Vital Signs At a Glance Contract Report for 210226/0002 - September 2019

Name or company name	MR R RATTAN
Contract type name	GDS Contract
Purpose of contract	General
Contract start date	01/04/2006
Contract end date	

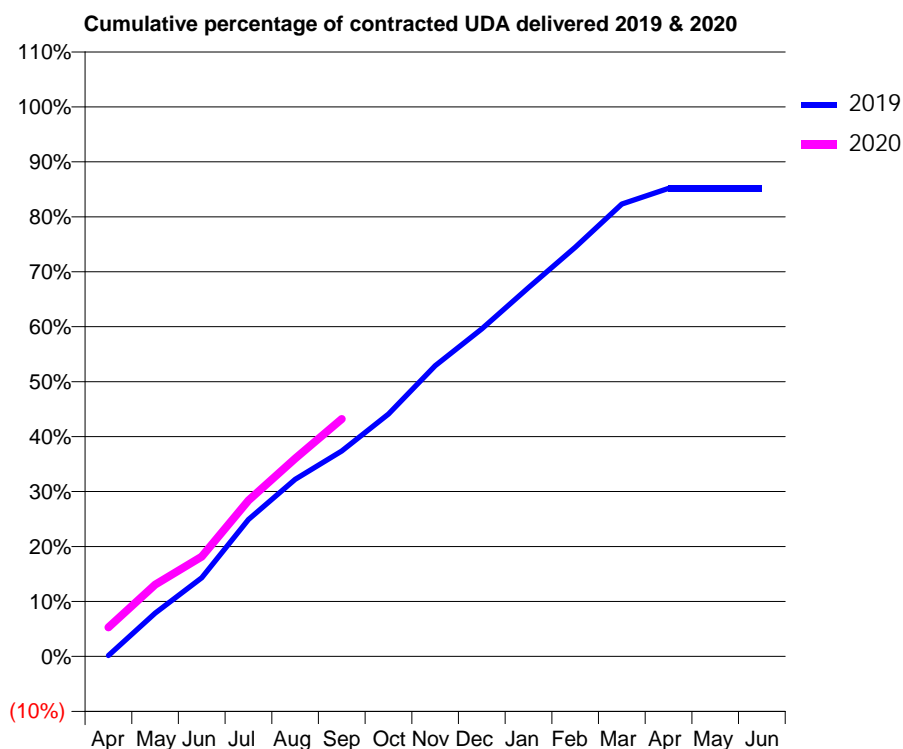
19/20 Contracted general activity (UDA)	22,000
Carry forward general activity (UDA)	0
19/20 Contracted orthodontic activity (UOA)	0
Carry forward orthodontic activity (UOA)	0
Baseline contract value	£629,973.64

ACCESS*

Patients seen in 24 months	Total	Change since previous quarter
Quarter ending September 2018	7,491	
Quarter ending December 2018	7,496	→
Quarter ending March 2019	7,537	→
Quarter ending June 2019	7,514	→
Quarter ending September 2019	7,574	→
Variance since September 2018	1.1%	→



ACTIVITY



Month	Adjusted Scheduled Activity (UDA)	
	2019	2020
April	36	1,169
May	1,730	2,873
June	3,154	3,998
July	5,482	6,242
August	7,088	7,922
September	8,222	9,506
October	9,703	
November	11,639	
December	13,116	
January	14,762	
February	16,375	
March	18,109	
April	18,737	
May	18,737	
June	18,737	

QUALITY

	Quantity	Base Number	Contract	AT	Region	England
% of FP17s for the same patient ID Re-attending within 3 months - Children	108	1,466	7.4%	11.2%	10.8%	11.5%
% of FP17s for the same patient ID Re-attending within 3 months - Adults	559	3,743	14.9%	14.6%	15.2%	15.4%
% of FP17s for the same patient ID Re-attending between 3 & 9 months - Children	930	1,466	63.4%	59.3%	62.2%	59.7%
% of FP17s for the same patient ID Re-attending between 3 & 9 months - Adults	1,899	3,743	50.7%	49.7%	52.9%	51.7%
% of FP17s for Band 1 Urgent Courses	678	4,894	13.9%	10.0%	9.7%	9.2%
% of FP17s Relating to Free Repair or Replacements	20	4,894	0.4%	0.6%	0.6%	0.7%
% of FP17s Relating to Continuations	62	4,894	1.3%	0.5%	0.7%	0.8%
% of Patients satisfied with the dentistry they have received	4	4	N/A	91.6%	93.6%	93.5%
% of Patients satisfied with the time they had to wait for an appointment	3	4	N/A	83.7%	86.3%	87.4%

* This is based on patients treated on this contract for their most recent course of treatment. Figures in italics indicate the base number of FP17s or Patient Questionnaire responses are less than 100. N/A is shown where the base number of responses is less than 10 during the period. % is calculated as Quantity/Base number*100

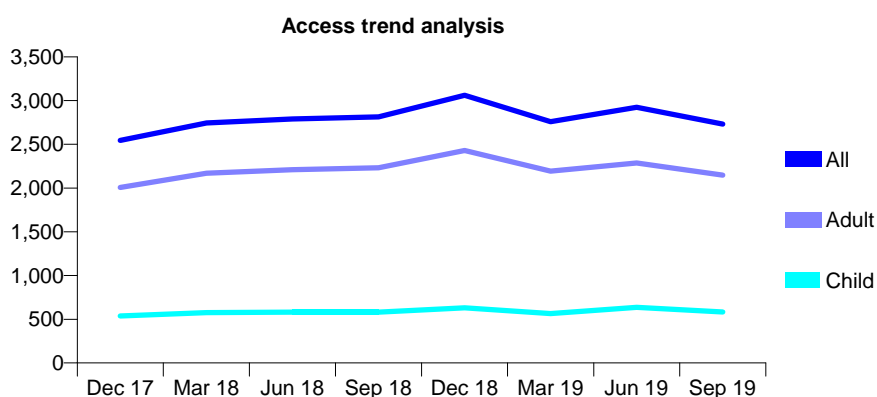
Q69 - Vital Signs At a Glance Contract Report for 217352/0001 - September 2019

Name or company name	Carling Dental Practice
Contract type name	GDS Contract
Purpose of contract	General
Contract start date	01/04/2006
Contract end date	

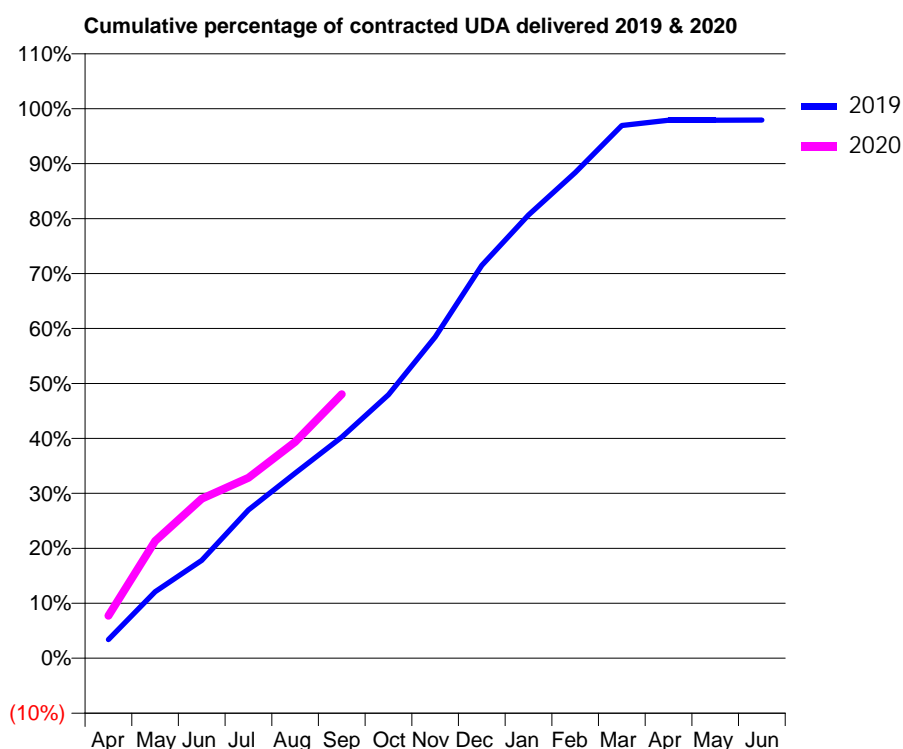
19/20 Contracted general activity (UDA)	7,354
Carry forward general activity (UDA)	153
19/20 Contracted orthodontic activity (UOA)	0
Carry forward orthodontic activity (UOA)	0
Baseline contract value	£218,331.12

ACCESS*

Patients seen in 24 months	Total	Change since previous quarter
Quarter ending September 2018	2,814	
Quarter ending December 2018	3,060	↑
Quarter ending March 2019	2,759	↓
Quarter ending June 2019	2,923	↑
Quarter ending September 2019	2,731	↓
Variance since September 2018	(2.9%)	↓



ACTIVITY



Month	2019	2020
April	250	568
May	890	1,569
June	1,310	2,134
July	1,985	2,415
August	2,478	2,894
September	2,960	3,532
October	3,526	
November	4,299	
December	5,257	
January	5,931	
February	6,498	
March	7,128	
April	7,198	
May	7,198	
June	7,201	

QUALITY

	Quantity	Base Number	Contract	AT	Region	England
% of FP17s for the same patient ID Re-attending within 3 months - Children	19	379	5.0%	11.2%	10.8%	11.5%
% of FP17s for the same patient ID Re-attending within 3 months - Adults	117	1,295	9.0%	14.6%	15.2%	15.4%
% of FP17s for the same patient ID Re-attending between 3 & 9 months - Children	77	379	20.3%	59.3%	62.2%	59.7%
% of FP17s for the same patient ID Re-attending between 3 & 9 months - Adults	274	1,295	21.2%	49.7%	52.9%	51.7%
% of FP17s for Band 1 Urgent Courses	265	1,652	16.0%	10.0%	9.7%	9.2%
% of FP17s Relating to Free Repair or Replacements	41	1,652	2.5%	0.6%	0.6%	0.7%
% of FP17s Relating to Continuations	6	1,652	0.4%	0.5%	0.7%	0.8%
% of Patients satisfied with the dentistry they have received	3	3	N/A	91.6%	93.6%	93.5%
% of Patients satisfied with the time they had to wait for an appointment	1	3	N/A	83.7%	86.3%	87.4%

* This is based on patients treated on this contract for their most recent course of treatment. Figures in italics indicate the base number of FP17s or Patient Questionnaire responses are less than 100. N/A is shown where the base number of responses is less than 10 during the period. % is calculated as Quantity/Base number*100

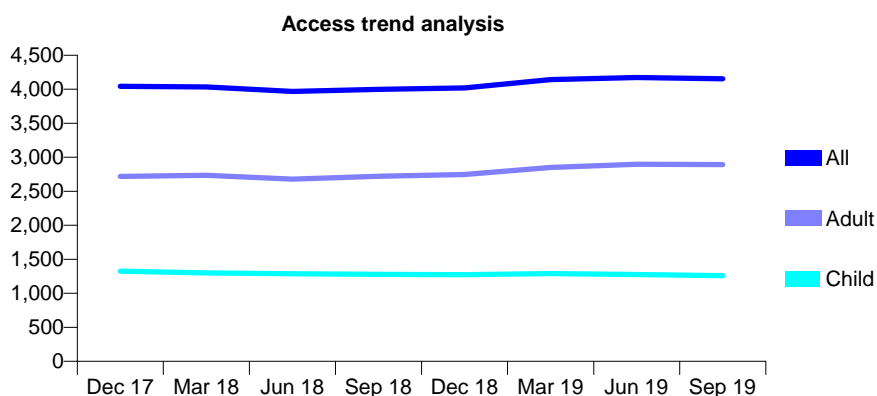
Q69 - Vital Signs At a Glance Contract Report for 220248/0001 - September 2019

Name or company name	MR MK SULEIMAN
Contract type name	GDS Contract
Purpose of contract	General
Contract start date	01/04/2006
Contract end date	

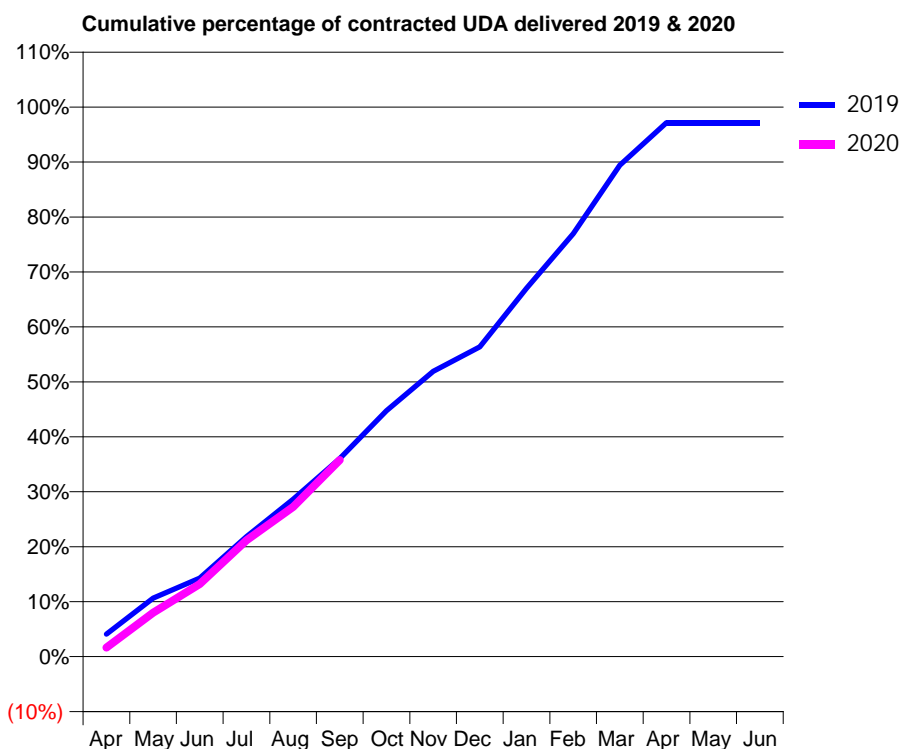
19/20 Contracted general activity (UDA)	7,313
Carry forward general activity (UDA)	206
19/20 Contracted orthodontic activity (UOA)	0
Carry forward orthodontic activity (UOA)	0
Baseline contract value	£164,469.64

ACCESS*

Patients seen in 24 months	Total	Change since previous quarter
Quarter ending September 2018	3,999	
Quarter ending December 2018	4,020	→
Quarter ending March 2019	4,142	↑
Quarter ending June 2019	4,174	→
Quarter ending September 2019	4,153	→
Variance since September 2018	3.9%	↑



ACTIVITY



Month	Adjusted Scheduled Activity (UDA)	
	2019	2020
April	299	121
May	778	585
June	1,044	966
July	1,597	1,548
August	2,095	1,993
September	2,637	2,617
October	3,273	
November	3,797	
December	4,122	
January	4,903	
February	5,628	
March	6,538	
April	7,106	
May	7,106	
June	7,106	

QUALITY

	Quantity	Base Number	Contract	AT	Region	England
% of FP17s for the same patient ID Re-attending within 3 months - Children	67	989	6.8%	11.2%	10.8%	11.5%
% of FP17s for the same patient ID Re-attending within 3 months - Adults	280	1,908	14.7%	14.6%	15.2%	15.4%
% of FP17s for the same patient ID Re-attending between 3 & 9 months - Children	606	989	61.3%	59.3%	62.2%	59.7%
% of FP17s for the same patient ID Re-attending between 3 & 9 months - Adults	1,036	1,908	54.3%	49.7%	52.9%	51.7%
% of FP17s for Band 1 Urgent Courses	84	1,681	5.0%	10.0%	9.7%	9.2%
% of FP17s Relating to Free Repair or Replacements	29	1,681	1.7%	0.6%	0.6%	0.7%
% of FP17s Relating to Continuations	8	1,681	0.5%	0.5%	0.7%	0.8%
% of Patients satisfied with the dentistry they have received	0	0	N/A	91.6%	93.6%	93.5%
% of Patients satisfied with the time they had to wait for an appointment	0	0	N/A	83.7%	86.3%	87.4%

* This is based on patients treated on this contract for their most recent course of treatment. Figures in italics indicate the base number of FP17s or Patient Questionnaire responses are less than 100. N/A is shown where the base number of responses is less than 10 during the period. % is calculated as Quantity/Base number*100

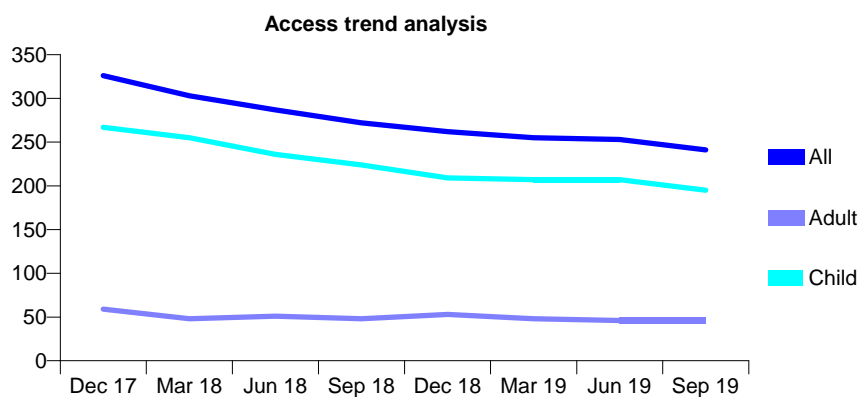
Q69 - Vital Signs At a Glance Contract Report for 220426/0001 - September 2019

Name or company name	MR MD JACKSON
Contract type name	GDS Contract
Purpose of contract	General
Contract start date	01/04/2006
Contract end date	

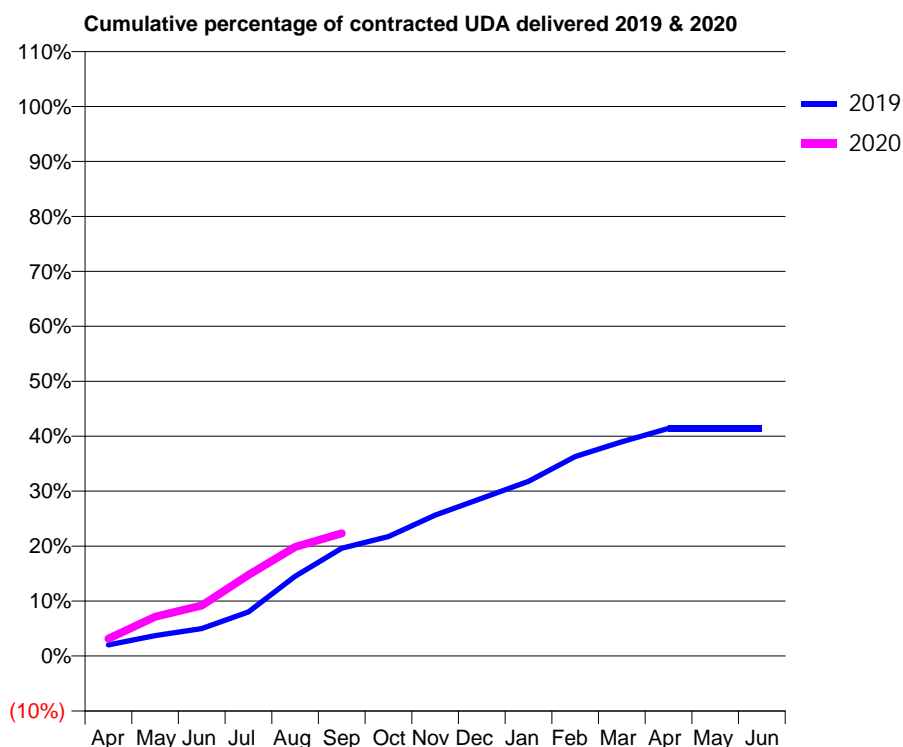
19/20 Contracted general activity (UDA)	1,236
Carry forward general activity (UDA)	0
19/20 Contracted orthodontic activity (UOA)	0
Carry forward orthodontic activity (UOA)	0
Baseline contract value	£30,252.68

ACCESS*

Patients seen in 24 months	Total	Change since previous quarter
Quarter ending September 2018	272	
Quarter ending December 2018	262	↓
Quarter ending March 2019	255	↓
Quarter ending June 2019	253	→
Quarter ending September 2019	241	↓
Variance since September 2018	(11.4%)	↓



ACTIVITY



Month	Adjusted Scheduled Activity (UDA)	
	2019	2020
April	25	39
May	46	88
June	62	113
July	99	183
August	180	245
September	243	276
October	269	
November	317	
December	355	
January	393	
February	449	
March	482	
April	512	
May	512	
June	512	

QUALITY

	Quantity	Base Number	Contract	AT	Region	England
% of FP17s for the same patient ID Re-attending within 3 months - Children	58	208	27.9%	11.2%	10.8%	11.5%
% of FP17s for the same patient ID Re-attending within 3 months - Adults	7	13	53.8%	14.6%	15.2%	15.4%
% of FP17s for the same patient ID Re-attending between 3 & 9 months - Children	118	208	56.7%	59.3%	62.2%	59.7%
% of FP17s for the same patient ID Re-attending between 3 & 9 months - Adults	4	13	30.8%	49.7%	52.9%	51.7%
% of FP17s for Band 1 Urgent Courses	6	197	3.0%	10.0%	9.7%	9.2%
% of FP17s Relating to Free Repair or Replacements	0	197	0.0%	0.6%	0.6%	0.7%
% of FP17s Relating to Continuations	0	197	0.0%	0.5%	0.7%	0.8%
% of Patients satisfied with the dentistry they have received	1	1	N/A	91.6%	93.6%	93.5%
% of Patients satisfied with the time they had to wait for an appointment	1	1	N/A	83.7%	86.3%	87.4%

* This is based on patients treated on this contract for their most recent course of treatment. Figures in italics indicate the base number of FP17s or Patient Questionnaire responses are less than 100. N/A is shown where the base number of responses is less than 10 during the period. % is calculated as Quantity/Base number*100

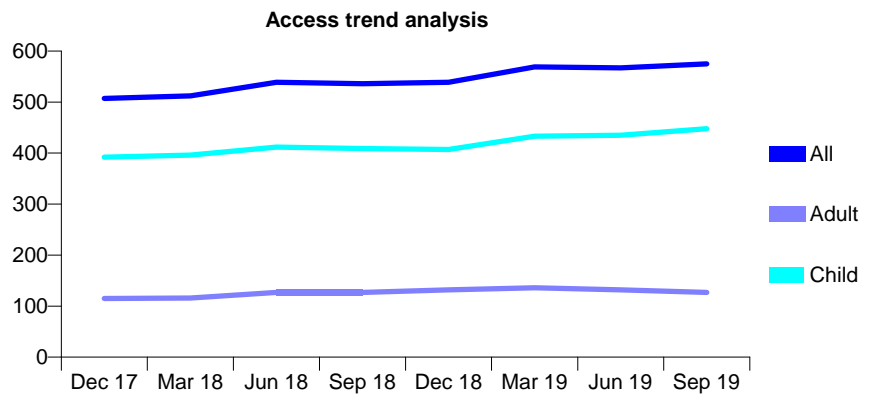
Q69 - Vital Signs At a Glance Contract Report for 220817/0001 - September 2019

Name or company name	MR PJ ALLEN
Contract type name	GDS Contract
Purpose of contract	General
Contract start date	01/04/2006
Contract end date	

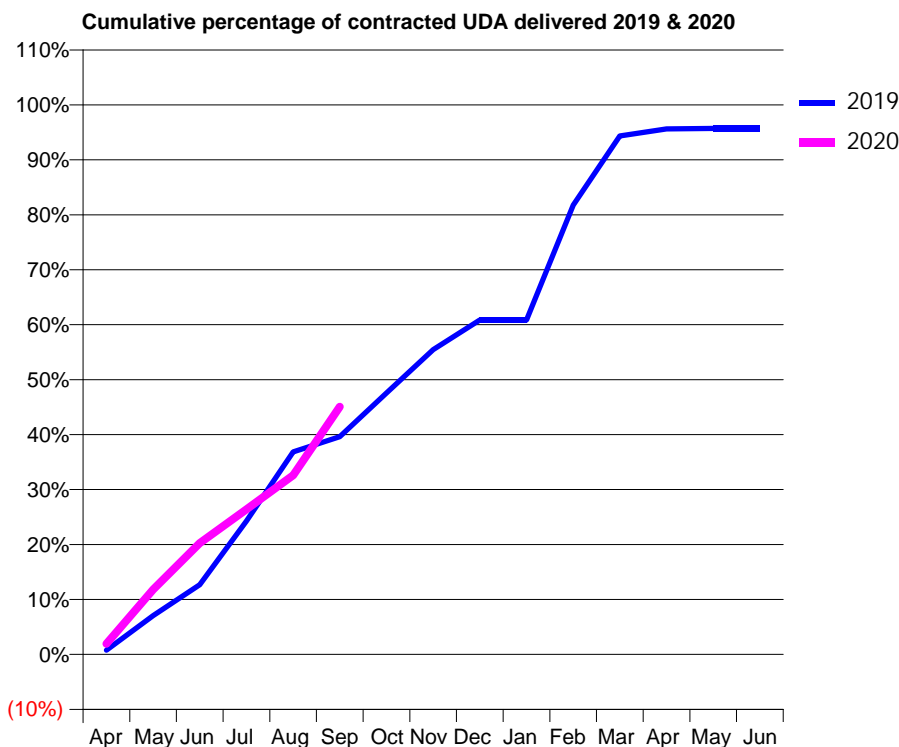
19/20 Contracted general activity (UDA)	1,191
Carry forward general activity (UDA)	-23
19/20 Contracted orthodontic activity (UOA)	0
Carry forward orthodontic activity (UOA)	0
Baseline contract value	£29,416.87

ACCESS*

Patients seen in 24 months	Total	Change since previous quarter
Quarter ending September 2018	536	
Quarter ending December 2018	539	→
Quarter ending March 2019	569	↑
Quarter ending June 2019	567	→
Quarter ending September 2019	575	→
Variance since September 2018	7.3%	↑



ACTIVITY



Month	Adjusted Scheduled Activity (UDA)	
	2019	2020
April	9	23
May	84	141
June	151	241
July	289	314
August	439	388
September	472	537
October	567	
November	661	
December	725	
January	725	
February	974	
March	1,124	
April	1,139	
May	1,140	
June	1,140	

QUALITY

	Quantity	Base Number	Contract	AT	Region	England
% of FP17s for the same patient ID Re-attending within 3 months - Children	13	298	4.4%	11.2%	10.8%	11.5%
% of FP17s for the same patient ID Re-attending within 3 months - Adults	7	51	13.7%	14.6%	15.2%	15.4%
% of FP17s for the same patient ID Re-attending between 3 & 9 months - Children	189	298	63.4%	59.3%	62.2%	59.7%
% of FP17s for the same patient ID Re-attending between 3 & 9 months - Adults	33	51	64.7%	49.7%	52.9%	51.7%
% of FP17s for Band 1 Urgent Courses	9	335	2.7%	10.0%	9.7%	9.2%
% of FP17s Relating to Free Repair or Replacements	0	335	0.0%	0.6%	0.6%	0.7%
% of FP17s Relating to Continuations	0	335	0.0%	0.5%	0.7%	0.8%
% of Patients satisfied with the dentistry they have received	0	0	N/A	91.6%	93.6%	93.5%
% of Patients satisfied with the time they had to wait for an appointment	0	0	N/A	83.7%	86.3%	87.4%

* This is based on patients treated on this contract for their most recent course of treatment. Figures in italics indicate the base number of FP17s or Patient Questionnaire responses are less than 100. N/A is shown where the base number of responses is less than 10 during the period. % is calculated as Quantity/Base number*100

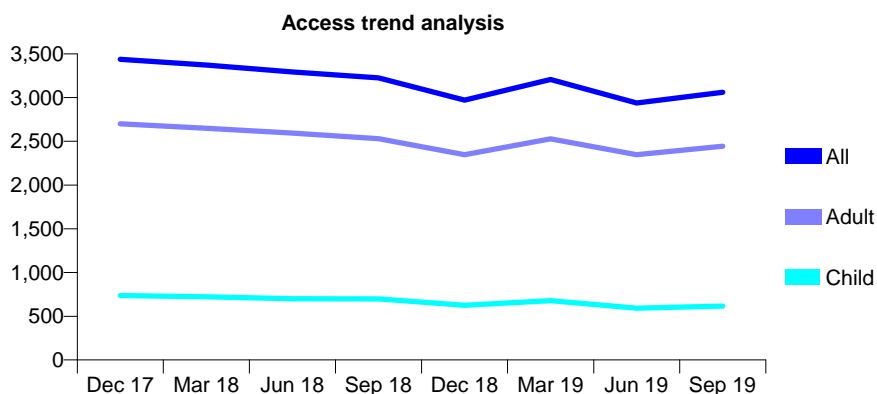
Q69 - Vital Signs At a Glance Contract Report for 221384/0001 - September 2019

Name or company name	Carling Dental Practice
Contract type name	GDS Contract
Purpose of contract	General
Contract start date	01/04/2006
Contract end date	

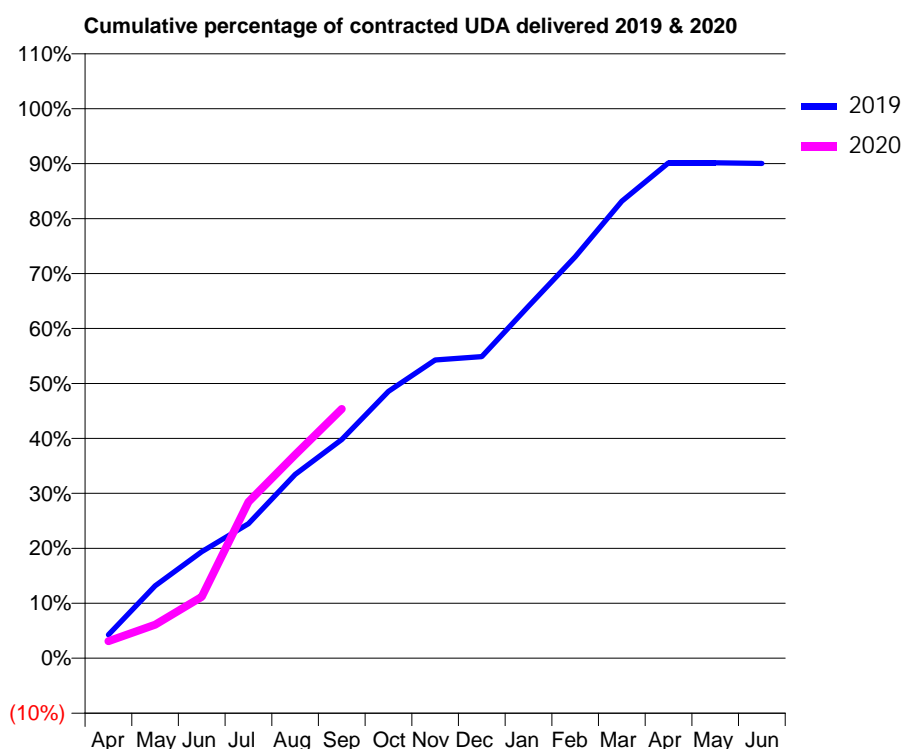
19/20 Contracted general activity (UDA)	7,565
Carry forward general activity (UDA)	0
19/20 Contracted orthodontic activity (UOA)	0
Carry forward orthodontic activity (UOA)	0
Baseline contract value	£186,104.01

ACCESS*

Patients seen in 24 months	Total	Change since previous quarter
Quarter ending September 2018	3,226	
Quarter ending December 2018	2,971	↓
Quarter ending March 2019	3,206	↑
Quarter ending June 2019	2,938	↓
Quarter ending September 2019	3,060	↑
Variance since September 2018	(5.1%)	↓



ACTIVITY



Month	2019	2020
April	322	236
May	999	462
June	1,466	846
July	1,852	2,153
August	2,531	2,802
September	3,012	3,433
October	3,674	
November	4,106	
December	4,151	
January	4,846	
February	5,527	
March	6,290	
April	6,818	
May	6,818	
June	6,812	

QUALITY

	Quantity	Base Number	Contract	AT	Region	England
% of FP17s for the same patient ID Re-attending within 3 months - Children	11	393	2.8%	11.2%	10.8%	11.5%
% of FP17s for the same patient ID Re-attending within 3 months - Adults	103	1,422	7.2%	14.6%	15.2%	15.4%
% of FP17s for the same patient ID Re-attending between 3 & 9 months - Children	78	393	19.8%	59.3%	62.2%	59.7%
% of FP17s for the same patient ID Re-attending between 3 & 9 months - Adults	258	1,422	18.1%	49.7%	52.9%	51.7%
% of FP17s for Band 1 Urgent Courses	159	1,575	10.1%	10.0%	9.7%	9.2%
% of FP17s Relating to Free Repair or Replacements	33	1,575	2.1%	0.6%	0.6%	0.7%
% of FP17s Relating to Continuations	5	1,575	0.3%	0.5%	0.7%	0.8%
% of Patients satisfied with the dentistry they have received	0	0	N/A	91.6%	93.6%	93.5%
% of Patients satisfied with the time they had to wait for an appointment	0	0	N/A	83.7%	86.3%	87.4%

* This is based on patients treated on this contract for their most recent course of treatment.

Figures in italics indicate the base number of FP17s or Patient Questionnaire responses are less than 100. N/A is shown where the base number of responses is less than 10 during the period. % is calculated as Quantity/Base number*100

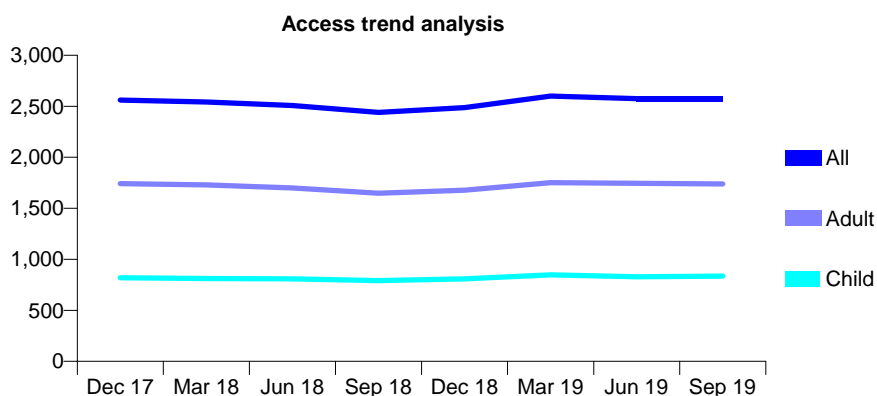
Q69 - Vital Signs At a Glance Contract Report for 231878/0001 - September 2019

Name or company name	MR AF GAON
Contract type name	GDS Contract
Purpose of contract	General
Contract start date	01/04/2006
Contract end date	

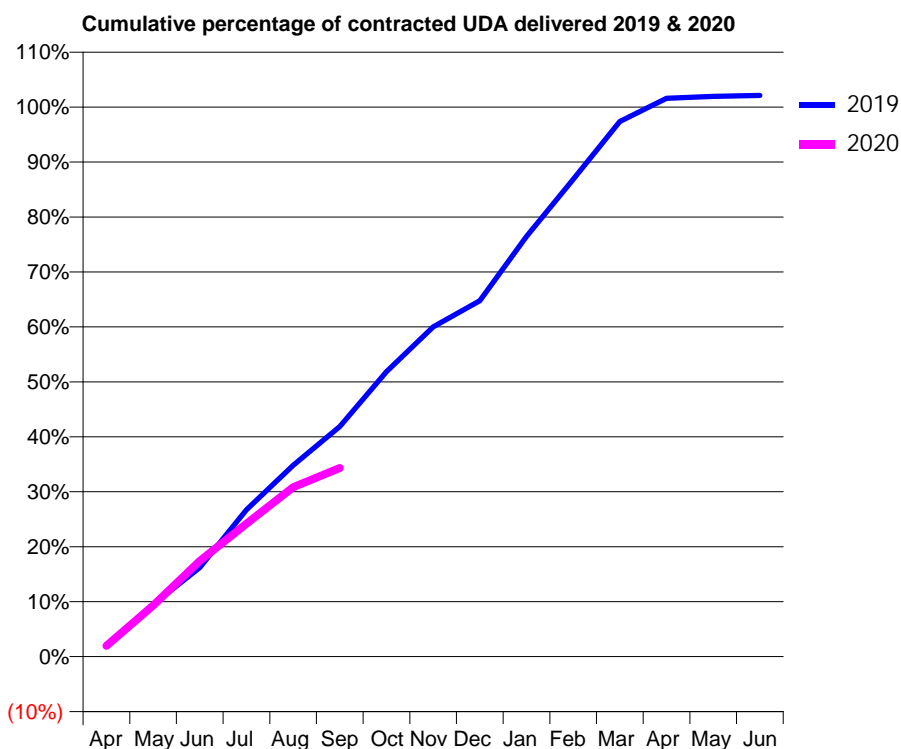
19/20 Contracted general activity (UDA)	6,049
Carry forward general activity (UDA)	-120
19/20 Contracted orthodontic activity (UOA)	0
Carry forward orthodontic activity (UOA)	0
Baseline contract value	£182,102.00

ACCESS*

Patients seen in 24 months	Total	Change since previous quarter
Quarter ending September 2018	2,440	
Quarter ending December 2018	2,487	→
Quarter ending March 2019	2,599	↑
Quarter ending June 2019	2,574	→
Quarter ending September 2019	2,575	→
Variance since September 2018	5.5%	↑



ACTIVITY



Month	Adjusted Scheduled Activity (UDA)	
	2019	2020
April	120	120
May	573	563
June	982	1,053
July	1,617	1,463
August	2,105	1,865
September	2,533	2,077
October	3,136	
November	3,629	
December	3,917	
January	4,625	
February	5,255	
March	5,891	
April	6,145	
May	6,166	
June	6,178	

QUALITY

	Quantity	Base Number	Contract	AT	Region	England
% of FP17s for the same patient ID Re-attending within 3 months - Children	35	532	6.6%	11.2%	10.8%	11.5%
% of FP17s for the same patient ID Re-attending within 3 months - Adults	100	970	10.3%	14.6%	15.2%	15.4%
% of FP17s for the same patient ID Re-attending between 3 & 9 months - Children	348	532	65.4%	59.3%	62.2%	59.7%
% of FP17s for the same patient ID Re-attending between 3 & 9 months - Adults	544	970	56.1%	49.7%	52.9%	51.7%
% of FP17s for Band 1 Urgent Courses	79	1,349	5.9%	10.0%	9.7%	9.2%
% of FP17s Relating to Free Repair or Replacements	0	1,349	0.0%	0.6%	0.6%	0.7%
% of FP17s Relating to Continuations	2	1,349	0.1%	0.5%	0.7%	0.8%
% of Patients satisfied with the dentistry they have received	3	4	N/A	91.6%	93.6%	93.5%
% of Patients satisfied with the time they had to wait for an appointment	3	4	N/A	83.7%	86.3%	87.4%

* This is based on patients treated on this contract for their most recent course of treatment. Figures in italics indicate the base number of FP17s or Patient Questionnaire responses are less than 100. N/A is shown where the base number of responses is less than 10 during the period. % is calculated as Quantity/Base number*100

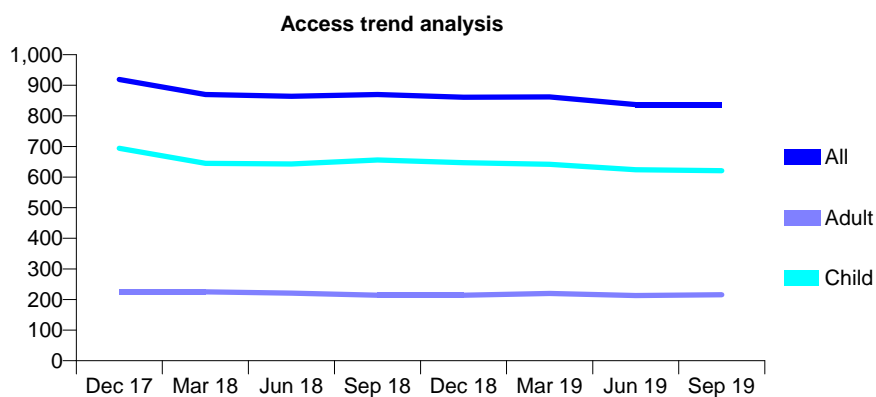
Q69 - Vital Signs At a Glance Contract Report for 233269/0001 - September 2019

Name or company name	MR JD BARLOW
Contract type name	GDS Contract
Purpose of contract	General
Contract start date	01/04/2006
Contract end date	

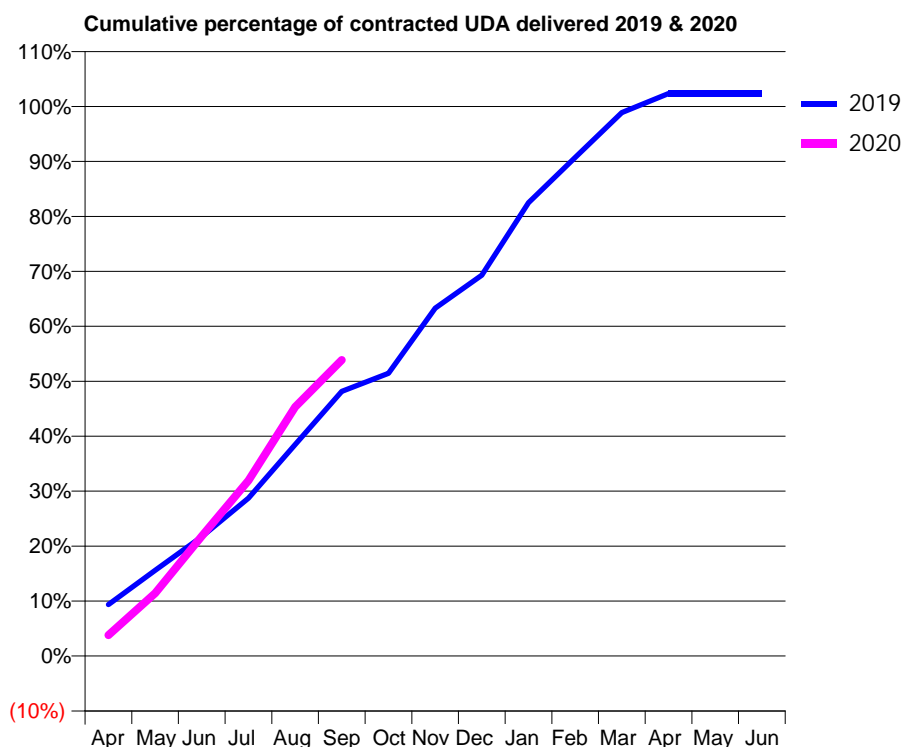
19/20 Contracted general activity (UDA)	1,471
Carry forward general activity (UDA)	-29
19/20 Contracted orthodontic activity (UOA)	0
Carry forward orthodontic activity (UOA)	0
Baseline contract value	£33,450.13

ACCESS*

Patients seen in 24 months	Total	Change since previous quarter
Quarter ending September 2018	870	
Quarter ending December 2018	861	↓
Quarter ending March 2019	862	→
Quarter ending June 2019	837	↓
Quarter ending September 2019	837	→
Variance since September 2018	(3.8%)	↓



ACTIVITY



Month	Adjusted Scheduled Activity (UDA)	
	2019	2020
April	138	56
May	229	168
June	319	321
July	423	470
August	566	667
September	708	792
October	757	
November	931	
December	1,019	
January	1,213	
February	1,335	
March	1,455	
April	1,506	
May	1,506	
June	1,506	

QUALITY

	Quantity	Base Number	Contract	AT	Region	England
% of FP17s for the same patient ID Re-attending within 3 months - Children	15	467	3.2%	11.2%	10.8%	11.5%
% of FP17s for the same patient ID Re-attending within 3 months - Adults	3	106	2.8%	14.6%	15.2%	15.4%
% of FP17s for the same patient ID Re-attending between 3 & 9 months - Children	274	467	58.7%	59.3%	62.2%	59.7%
% of FP17s for the same patient ID Re-attending between 3 & 9 months - Adults	38	106	35.8%	49.7%	52.9%	51.7%
% of FP17s for Band 1 Urgent Courses	11	534	2.1%	10.0%	9.7%	9.2%
% of FP17s Relating to Free Repair or Replacements	0	534	0.0%	0.6%	0.6%	0.7%
% of FP17s Relating to Continuations	3	534	0.6%	0.5%	0.7%	0.8%
% of Patients satisfied with the dentistry they have received	0	0	N/A	91.6%	93.6%	93.5%
% of Patients satisfied with the time they had to wait for an appointment	0	0	N/A	83.7%	86.3%	87.4%

* This is based on patients treated on this contract for their most recent course of treatment. Figures in italics indicate the base number of FP17s or Patient Questionnaire responses are less than 100. N/A is shown where the base number of responses is less than 10 during the period. % is calculated as Quantity/Base number*100

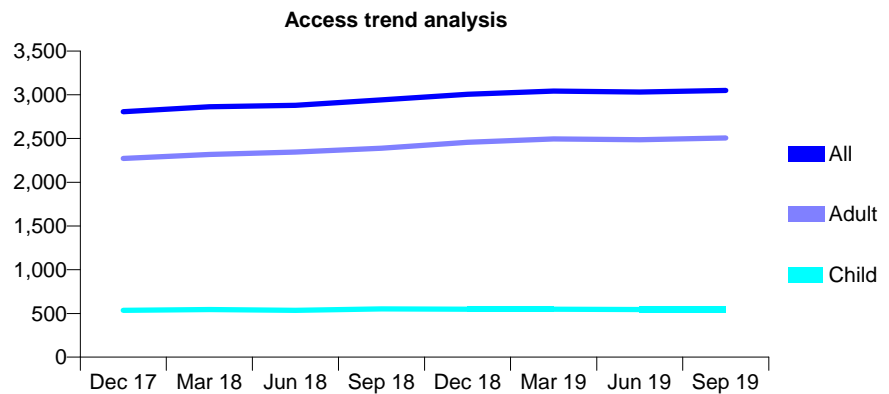
Q69 - Vital Signs At a Glance Contract Report for 234907/0001 - September 2019

Name or company name	MRS SV TAFFT
Contract type name	GDS Contract
Purpose of contract	General
Contract start date	01/04/2006
Contract end date	

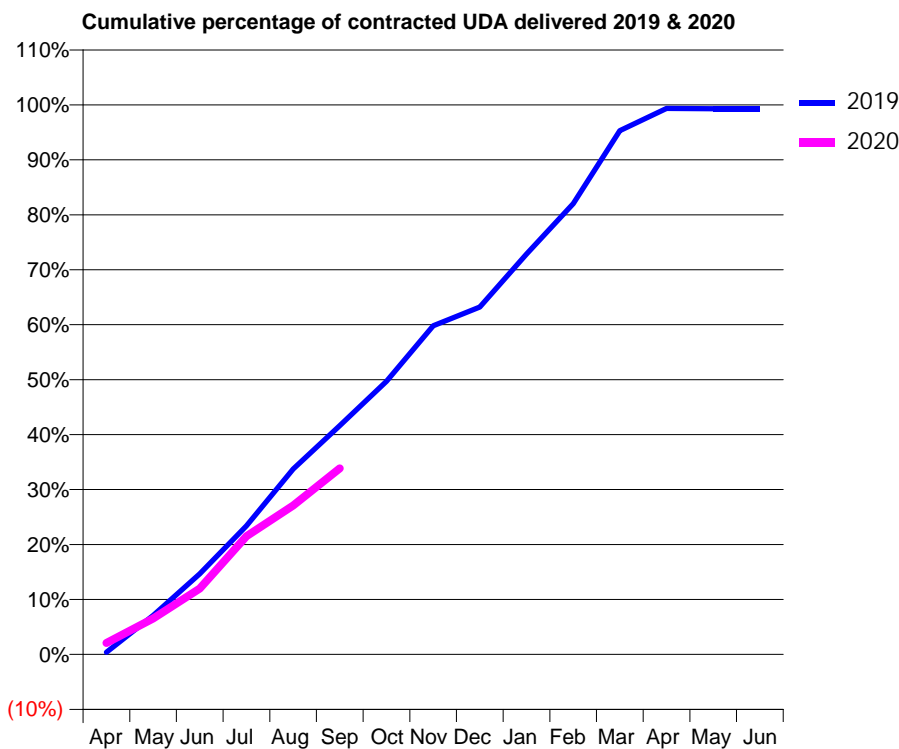
19/20 Contracted general activity (UDA)	8,926
Carry forward general activity (UDA)	64
19/20 Contracted orthodontic activity (UOA)	0
Carry forward orthodontic activity (UOA)	0
Baseline contract value	£218,395.07

ACCESS*

Patients seen in 24 months	Total	Change since previous quarter
Quarter ending September 2018	2,941	
Quarter ending December 2018	3,005	↑
Quarter ending March 2019	3,044	→
Quarter ending June 2019	3,031	→
Quarter ending September 2019	3,050	→
Variance since September 2018	3.7%	↑



ACTIVITY



Month	2019	2020
April	36	188
May	634	584
June	1,310	1,069
July	2,090	1,921
August	3,011	2,417
September	3,715	3,023
October	4,435	
November	5,337	
December	5,642	
January	6,501	
February	7,321	
March	8,507	
April	8,867	
May	8,862	
June	8,861	

QUALITY

	Quantity	Base Number	Contract	AT	Region	England
% of FP17s for the same patient ID Re-attending within 3 months - Children	23	384	6.0%	11.2%	10.8%	11.5%
% of FP17s for the same patient ID Re-attending within 3 months - Adults	149	1,681	8.9%	14.6%	15.2%	15.4%
% of FP17s for the same patient ID Re-attending between 3 & 9 months - Children	259	384	67.4%	59.3%	62.2%	59.7%
% of FP17s for the same patient ID Re-attending between 3 & 9 months - Adults	1,122	1,681	66.7%	49.7%	52.9%	51.7%
% of FP17s for Band 1 Urgent Courses	80	1,913	4.2%	10.0%	9.7%	9.2%
% of FP17s Relating to Free Repair or Replacements	10	1,913	0.5%	0.6%	0.6%	0.7%
% of FP17s Relating to Continuations	17	1,913	0.9%	0.5%	0.7%	0.8%
% of Patients satisfied with the dentistry they have received	2	2	N/A	91.6%	93.6%	93.5%
% of Patients satisfied with the time they had to wait for an appointment	2	2	N/A	83.7%	86.3%	87.4%

* This is based on patients treated on this contract for their most recent course of treatment. Figures in italics indicate the base number of FP17s or Patient Questionnaire responses are less than 100. N/A is shown where the base number of responses is less than 10 during the period. % is calculated as Quantity/Base number*100

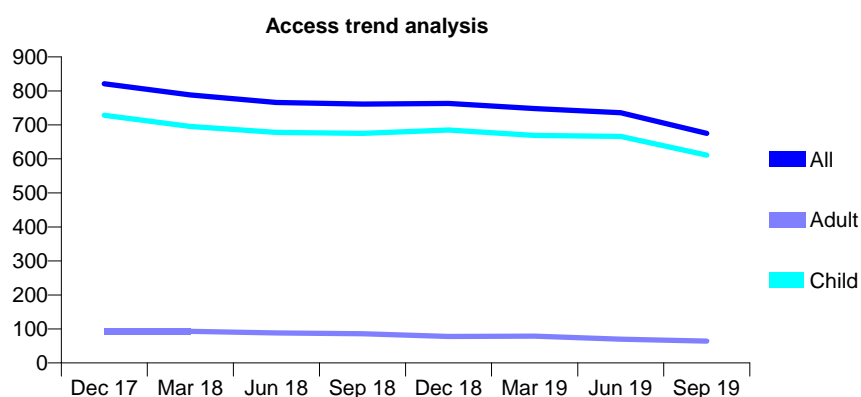
Q69 - Vital Signs At a Glance Contract Report for 235849/0001 - September 2019

Name or company name	MR JM BROWN
Contract type name	GDS Contract
Purpose of contract	General
Contract start date	01/04/2006
Contract end date	

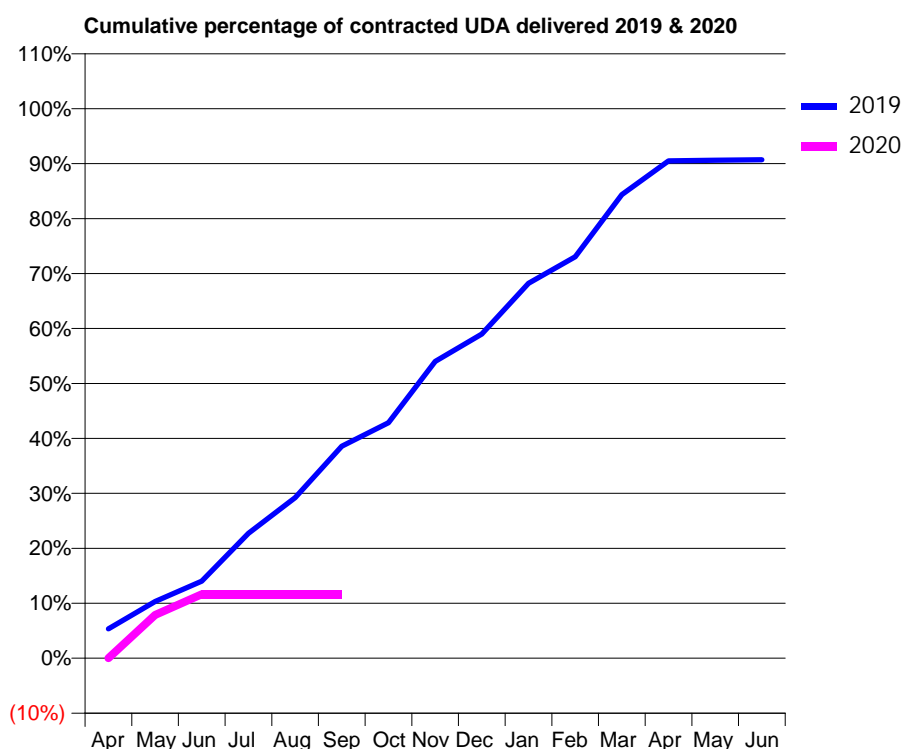
19/20 Contracted general activity (UDA)	1,254
Carry forward general activity (UDA)	0
19/20 Contracted orthodontic activity (UOA)	0
Carry forward orthodontic activity (UOA)	0
Baseline contract value	£24,180.37

ACCESS*

Patients seen in 24 months	Total	Change since previous quarter
Quarter ending September 2018	761	
Quarter ending December 2018	763	→
Quarter ending March 2019	748	↓
Quarter ending June 2019	736	↓
Quarter ending September 2019	675	↓
Variance since September 2018	(11.3%)	↓



ACTIVITY



Month	2019	2020
April	67	0
May	130	99
June	176	146
July	285	146
August	367	146
September	484	146
October	538	
November	677	
December	740	
January	856	
February	916	
March	1,058	
April	1,135	
May	1,136	
June	1,137	

QUALITY

	Quantity	Base Number	Contract	AT	Region	England
% of FP17s for the same patient ID Re-attending within 3 months - Children	9	196	4.6%	11.2%	10.8%	11.5%
% of FP17s for the same patient ID Re-attending within 3 months - Adults	0	0	N/A	14.6%	15.2%	15.4%
% of FP17s for the same patient ID Re-attending between 3 & 9 months - Children	95	196	48.5%	59.3%	62.2%	59.7%
% of FP17s for the same patient ID Re-attending between 3 & 9 months - Adults	0	0	N/A	49.7%	52.9%	51.7%
% of FP17s for Band 1 Urgent Courses	4	129	3.1%	10.0%	9.7%	9.2%
% of FP17s Relating to Free Repair or Replacements	0	129	0.0%	0.6%	0.6%	0.7%
% of FP17s Relating to Continuations	0	129	0.0%	0.5%	0.7%	0.8%
% of Patients satisfied with the dentistry they have received	0	0	N/A	91.6%	93.6%	93.5%
% of Patients satisfied with the time they had to wait for an appointment	0	0	N/A	83.7%	86.3%	87.4%

* This is based on patients treated on this contract for their most recent course of treatment.

Figures in italics indicate the base number of FP17s or Patient Questionnaire responses are less than 100. N/A is shown where the base number of responses is less than 10 during the period. % is calculated as Quantity/Base number*100

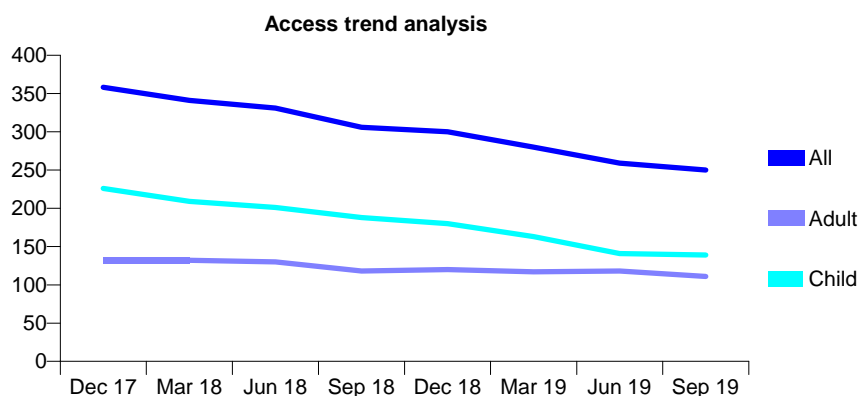
Q69 - Vital Signs At a Glance Contract Report for 237558/0001 - September 2019

Name or company name	Alexandra Dental Practice
Contract type name	GDS Contract
Purpose of contract	General
Contract start date	02/07/2012
Contract end date	

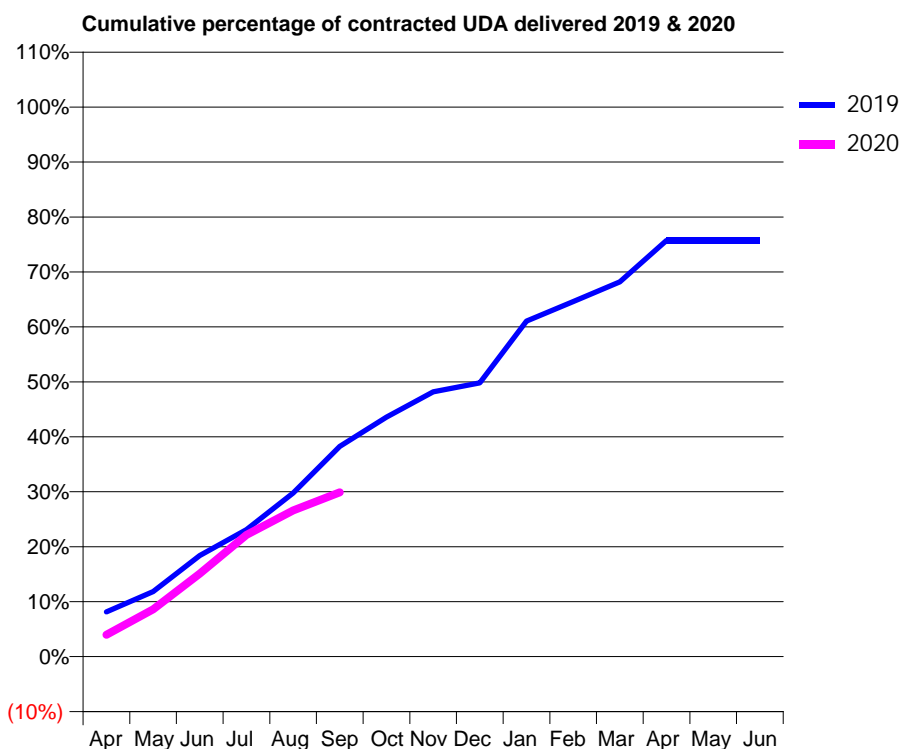
19/20 Contracted general activity (UDA)	675
Carry forward general activity (UDA)	0
19/20 Contracted orthodontic activity (UOA)	0
Carry forward orthodontic activity (UOA)	0
Baseline contract value	£12,562.07

ACCESS*

Patients seen in 24 months	Total	Change since previous quarter
Quarter ending September 2018	306	
Quarter ending December 2018	300	↓
Quarter ending March 2019	280	↓
Quarter ending June 2019	259	↓
Quarter ending September 2019	250	↓
Variance since September 2018	(18.3%)	↓



ACTIVITY



Month	Adjusted Scheduled Activity (UDA)	
	2019	2020
April	55	27
May	80	58
June	124	102
July	156	149
August	201	180
September	258	202
October	294	
November	325	
December	336	
January	412	
February	436	
March	460	
April	511	
May	511	
June	511	

QUALITY

	Quantity	Base Number	Contract	AT	Region	England
% of FP17s for the same patient ID Re-attending within 3 months - Children	7	132	5.3%	11.2%	10.8%	11.5%
% of FP17s for the same patient ID Re-attending within 3 months - Adults	5	40	12.5%	14.6%	15.2%	15.4%
% of FP17s for the same patient ID Re-attending between 3 & 9 months - Children	92	132	69.7%	59.3%	62.2%	59.7%
% of FP17s for the same patient ID Re-attending between 3 & 9 months - Adults	25	40	62.5%	49.7%	52.9%	51.7%
% of FP17s for Band 1 Urgent Courses	4	144	2.8%	10.0%	9.7%	9.2%
% of FP17s Relating to Free Repair or Replacements	0	144	0.0%	0.6%	0.6%	0.7%
% of FP17s Relating to Continuations	0	144	0.0%	0.5%	0.7%	0.8%
% of Patients satisfied with the dentistry they have received	0	0	N/A	91.6%	93.6%	93.5%
% of Patients satisfied with the time they had to wait for an appointment	0	0	N/A	83.7%	86.3%	87.4%

* This is based on patients treated on this contract for their most recent course of treatment. Figures in italics indicate the base number of FP17s or Patient Questionnaire responses are less than 100. N/A is shown where the base number of responses is less than 10 during the period. % is calculated as Quantity/Base number*100

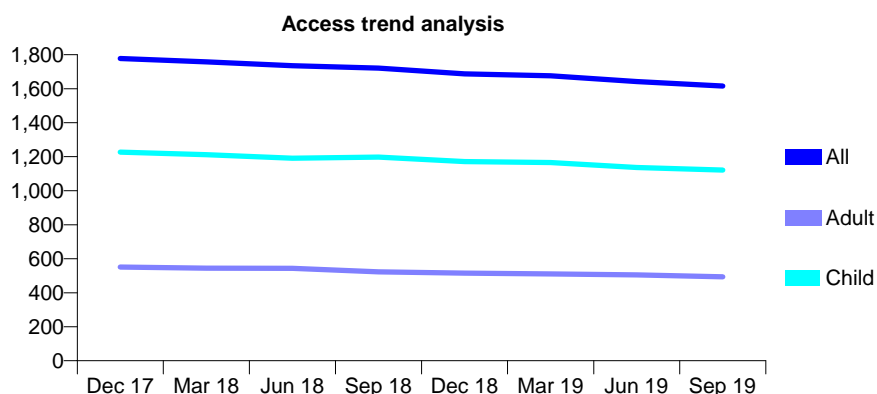
Q69 - Vital Signs At a Glance Contract Report for 237620/0001 - September 2019

Name or company name	MISS NJ BEARDSLEY
Contract type name	GDS Contract
Purpose of contract	General
Contract start date	01/04/2006
Contract end date	

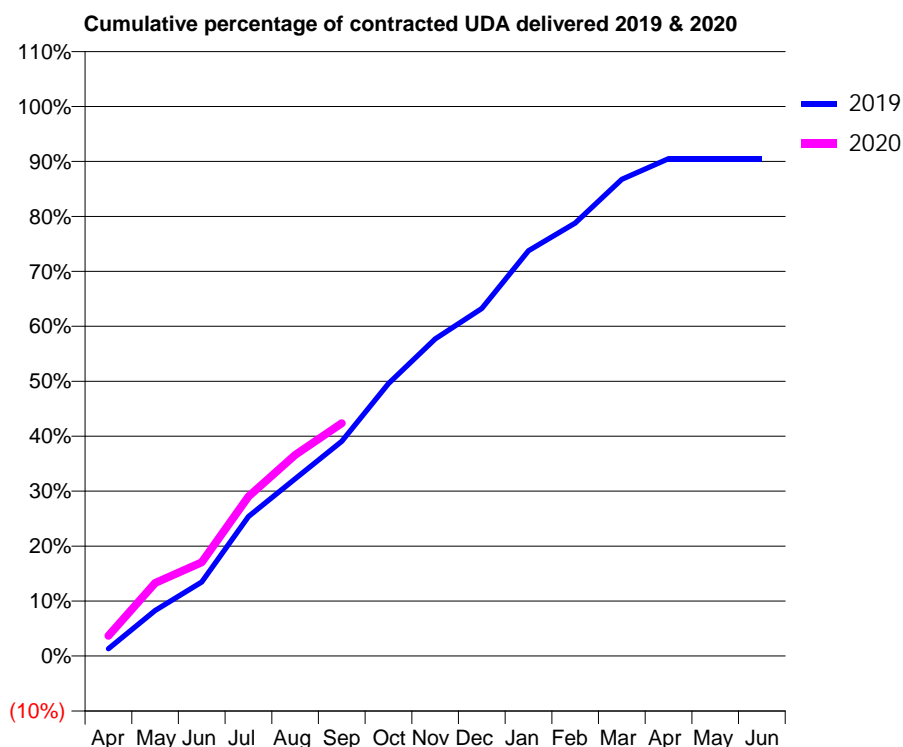
19/20 Contracted general activity (UDA)	5,732
Carry forward general activity (UDA)	0
19/20 Contracted orthodontic activity (UOA)	0
Carry forward orthodontic activity (UOA)	0
Baseline contract value	£153,160.93

ACCESS*

Patients seen in 24 months	Total	Change since previous quarter
Quarter ending September 2018	1,721	
Quarter ending December 2018	1,687	↓
Quarter ending March 2019	1,676	→
Quarter ending June 2019	1,642	↓
Quarter ending September 2019	1,615	↓
Variance since September 2018	(6.2%)	↓



ACTIVITY



Month	Adjusted Scheduled Activity (UDA)	
	2019	2020
April	75	213
May	475	763
June	773	977
July	1,455	1,662
August	1,850	2,097
September	2,239	2,427
October	2,843	
November	3,309	
December	3,626	
January	4,228	
February	4,516	
March	4,972	
April	5,187	
May	5,187	
June	5,187	

QUALITY

	Quantity	Base Number	Contract	AT	Region	England
% of FP17s for the same patient ID Re-attending within 3 months - Children	90	953	9.4%	11.2%	10.8%	11.5%
% of FP17s for the same patient ID Re-attending within 3 months - Adults	35	301	11.6%	14.6%	15.2%	15.4%
% of FP17s for the same patient ID Re-attending between 3 & 9 months - Children	653	953	68.5%	59.3%	62.2%	59.7%
% of FP17s for the same patient ID Re-attending between 3 & 9 months - Adults	202	301	67.1%	49.7%	52.9%	51.7%
% of FP17s for Band 1 Urgent Courses	42	1,169	3.6%	10.0%	9.7%	9.2%
% of FP17s Relating to Free Repair or Replacements	4	1,169	0.3%	0.6%	0.6%	0.7%
% of FP17s Relating to Continuations	2	1,169	0.2%	0.5%	0.7%	0.8%
% of Patients satisfied with the dentistry they have received	1	1	N/A	91.6%	93.6%	93.5%
% of Patients satisfied with the time they had to wait for an appointment	1	1	N/A	83.7%	86.3%	87.4%

* This is based on patients treated on this contract for their most recent course of treatment. Figures in italics indicate the base number of FP17s or Patient Questionnaire responses are less than 100. N/A is shown where the base number of responses is less than 10 during the period. % is calculated as Quantity/Base number*100

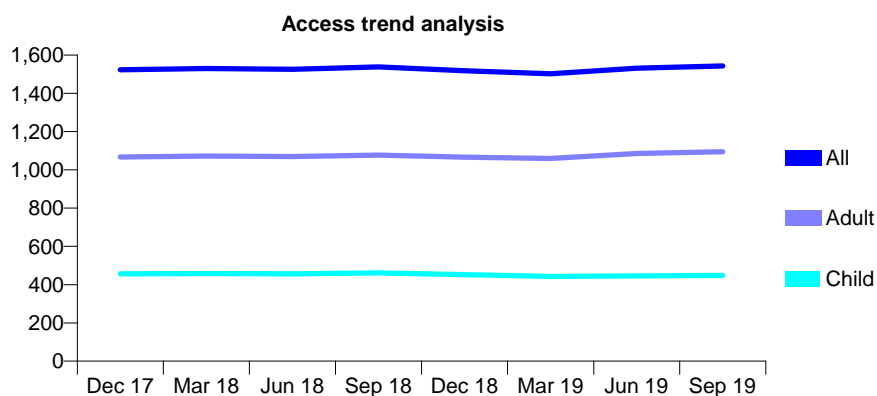
Q69 - Vital Signs At a Glance Contract Report for 238082/0001 - September 2019

Name or company name	MR SK GRAY
Contract type name	GDS Contract
Purpose of contract	General
Contract start date	01/04/2006
Contract end date	

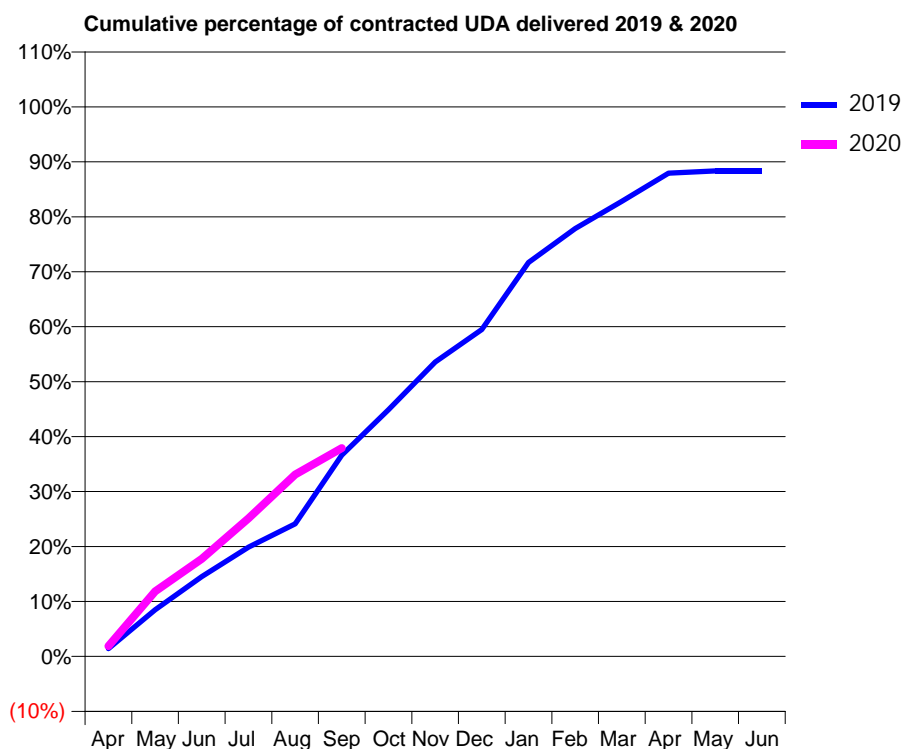
19/20 Contracted general activity (UDA)	3,750
Carry forward general activity (UDA)	0
19/20 Contracted orthodontic activity (UOA)	0
Carry forward orthodontic activity (UOA)	0
Baseline contract value	£91,786.05

ACCESS*

Patients seen in 24 months	Total	Change since previous quarter
Quarter ending September 2018	1,538	
Quarter ending December 2018	1,518	↓
Quarter ending March 2019	1,502	↓
Quarter ending June 2019	1,531	→
Quarter ending September 2019	1,543	→
Variance since September 2018	0.3%	→



ACTIVITY



Month	2019	2020
April	53	71
May	318	444
June	544	666
July	746	943
August	905	1,240
September	1,373	1,422
October	1,684	
November	2,009	
December	2,231	
January	2,689	
February	2,920	
March	3,106	
April	3,298	
May	3,313	
June	3,313	

QUALITY

	Quantity	Base Number	Contract	AT	Region	England
% of FP17s for the same patient ID Re-attending within 3 months - Children	5	316	1.6%	11.2%	10.8%	11.5%
% of FP17s for the same patient ID Re-attending within 3 months - Adults	59	658	9.0%	14.6%	15.2%	15.4%
% of FP17s for the same patient ID Re-attending between 3 & 9 months - Children	162	316	51.3%	59.3%	62.2%	59.7%
% of FP17s for the same patient ID Re-attending between 3 & 9 months - Adults	357	658	54.3%	49.7%	52.9%	51.7%
% of FP17s for Band 1 Urgent Courses	51	865	5.9%	10.0%	9.7%	9.2%
% of FP17s Relating to Free Repair or Replacements	7	865	0.8%	0.6%	0.6%	0.7%
% of FP17s Relating to Continuations	10	865	1.2%	0.5%	0.7%	0.8%
% of Patients satisfied with the dentistry they have received	4	4	N/A	91.6%	93.6%	93.5%
% of Patients satisfied with the time they had to wait for an appointment	4	4	N/A	83.7%	86.3%	87.4%

* This is based on patients treated on this contract for their most recent course of treatment. Figures in italics indicate the base number of FP17s or Patient Questionnaire responses are less than 100. N/A is shown where the base number of responses is less than 10 during the period. % is calculated as Quantity/Base number*100

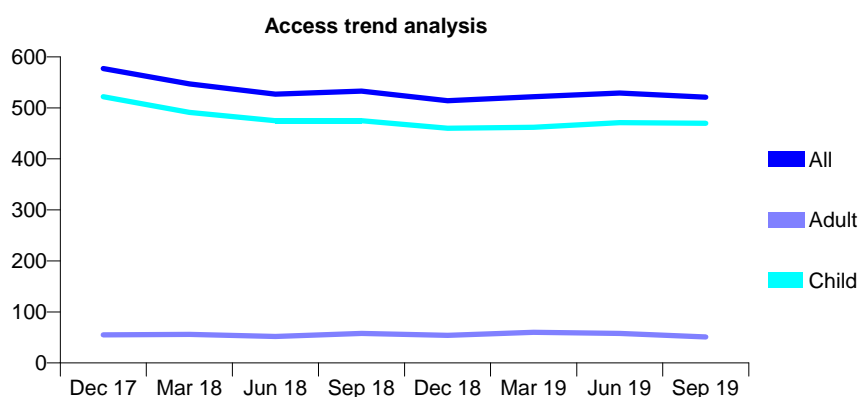
Q69 - Vital Signs At a Glance Contract Report for 239275/0001 - September 2019

Name or company name	RHDC Partners
Contract type name	GDS Contract
Purpose of contract	General
Contract start date	01/04/2006
Contract end date	

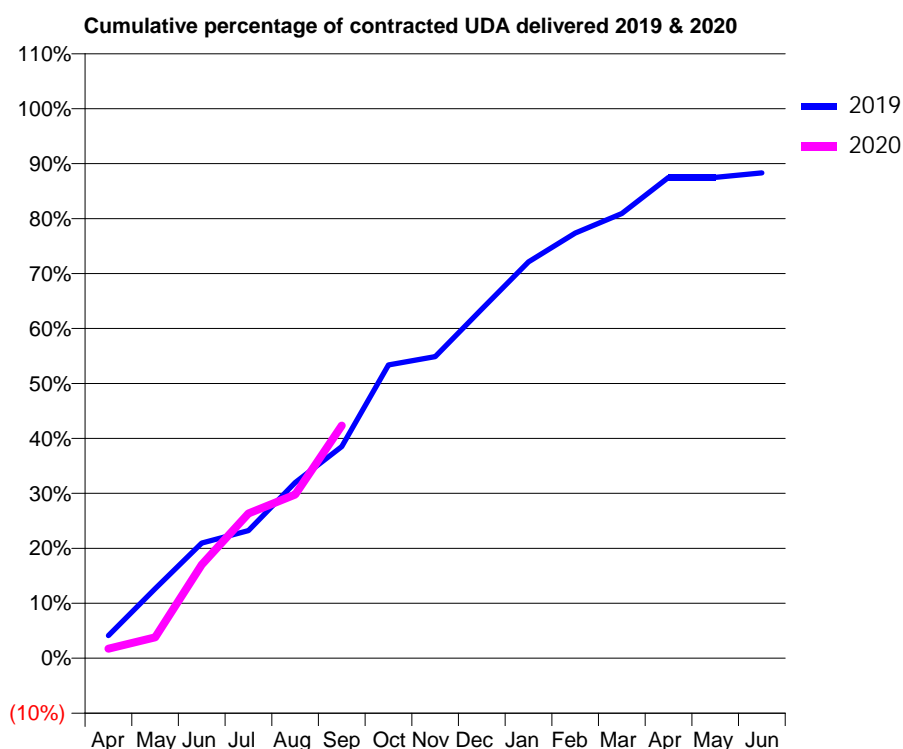
19/20 Contracted general activity (UDA)	870
Carry forward general activity (UDA)	0
19/20 Contracted orthodontic activity (UOA)	0
Carry forward orthodontic activity (UOA)	0
Baseline contract value	£21,287.68

ACCESS*

Patients seen in 24 months	Total	Change since previous quarter
Quarter ending September 2018	533	
Quarter ending December 2018	514	↓
Quarter ending March 2019	522	→
Quarter ending June 2019	529	→
Quarter ending September 2019	521	↓
Variance since September 2018	(2.3%)	↓



ACTIVITY



Month	2019	2020
April	36	15
May	110	33
June	182	148
July	202	229
August	278	259
September	335	368
October	464	
November	477	
December	553	
January	628	
February	673	
March	704	
April	761	
May	761	
June	768	

QUALITY

	Quantity	Base Number	Contract	AT	Region	England
% of FP17s for the same patient ID Re-attending within 3 months - Children	10	338	3.0%	11.2%	10.8%	11.5%
% of FP17s for the same patient ID Re-attending within 3 months - Adults	0	0	N/A	14.6%	15.2%	15.4%
% of FP17s for the same patient ID Re-attending between 3 & 9 months - Children	162	338	47.9%	59.3%	62.2%	59.7%
% of FP17s for the same patient ID Re-attending between 3 & 9 months - Adults	0	0	N/A	49.7%	52.9%	51.7%
% of FP17s for Band 1 Urgent Courses	2	288	0.7%	10.0%	9.7%	9.2%
% of FP17s Relating to Free Repair or Replacements	0	288	0.0%	0.6%	0.6%	0.7%
% of FP17s Relating to Continuations	3	288	1.0%	0.5%	0.7%	0.8%
% of Patients satisfied with the dentistry they have received	0	0	N/A	91.6%	93.6%	93.5%
% of Patients satisfied with the time they had to wait for an appointment	0	0	N/A	83.7%	86.3%	87.4%

* This is based on patients treated on this contract for their most recent course of treatment. Figures in italics indicate the base number of FP17s or Patient Questionnaire responses are less than 100. N/A is shown where the base number of responses is less than 10 during the period. % is calculated as Quantity/Base number*100

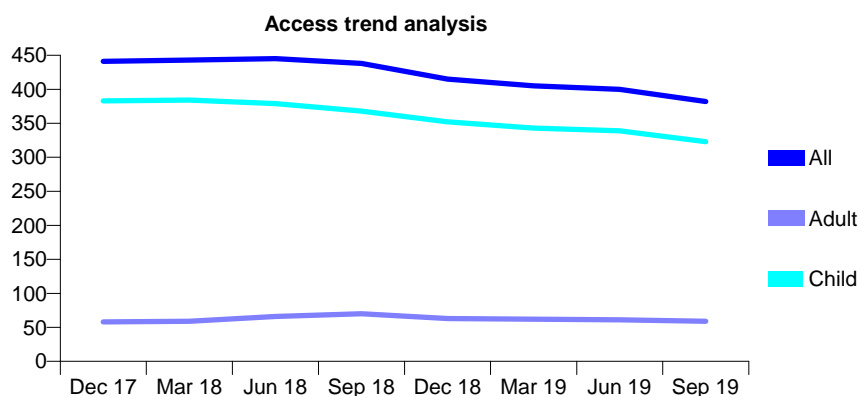
Q69 - Vital Signs At a Glance Contract Report for 244287/0001 - September 2019

Name or company name	MR CR HARRIS
Contract type name	GDS Contract
Purpose of contract	General
Contract start date	01/04/2006
Contract end date	

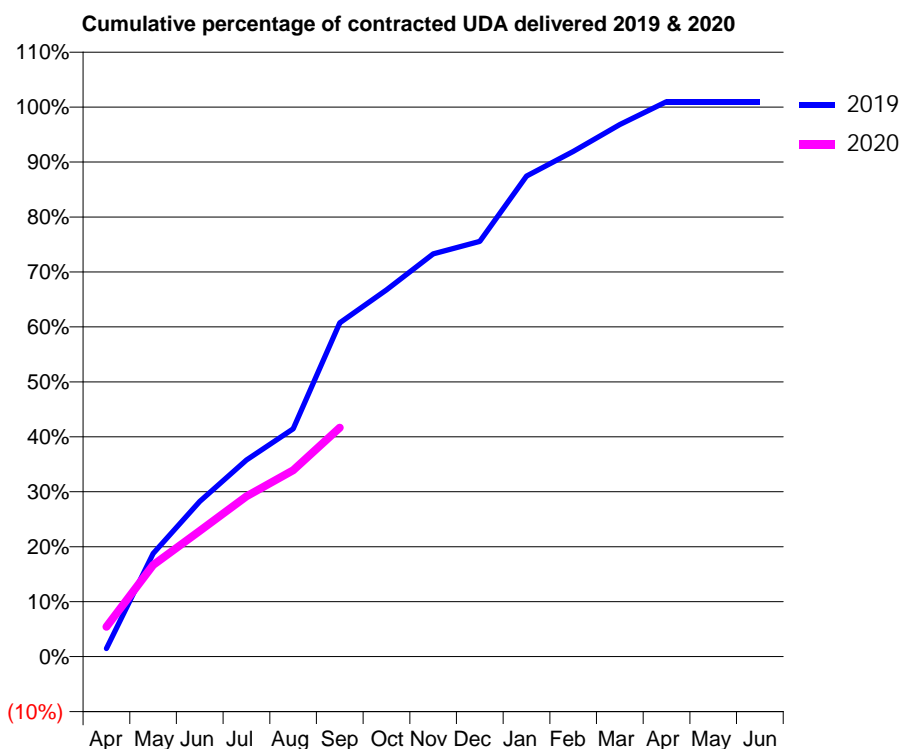
19/20 Contracted general activity (UDA)	1,083
Carry forward general activity (UDA)	-10
19/20 Contracted orthodontic activity (UOA)	0
Carry forward orthodontic activity (UOA)	0
Baseline contract value	£24,025.90

ACCESS*

Patients seen in 24 months	Total	Change since previous quarter
Quarter ending September 2018	438	
Quarter ending December 2018	415	↓
Quarter ending March 2019	405	↓
Quarter ending June 2019	400	↓
Quarter ending September 2019	382	↓
Variance since September 2018	(12.8%)	↓



ACTIVITY



Month	Adjusted Scheduled Activity (UDA)	
	2019	2020
April	16	59
May	203	181
June	306	248
July	387	316
August	449	367
September	658	451
October	723	
November	794	
December	818	
January	947	
February	995	
March	1,048	
April	1,094	
May	1,094	
June	1,094	

QUALITY

	Quantity	Base Number	Contract	AT	Region	England
% of FP17s for the same patient ID Re-attending within 3 months - Children	15	297	5.1%	11.2%	10.8%	11.5%
% of FP17s for the same patient ID Re-attending within 3 months - Adults	2	19	10.5%	14.6%	15.2%	15.4%
% of FP17s for the same patient ID Re-attending between 3 & 9 months - Children	218	297	73.4%	59.3%	62.2%	59.7%
% of FP17s for the same patient ID Re-attending between 3 & 9 months - Adults	14	19	73.7%	49.7%	52.9%	51.7%
% of FP17s for Band 1 Urgent Courses	6	279	2.2%	10.0%	9.7%	9.2%
% of FP17s Relating to Free Repair or Replacements	0	279	0.0%	0.6%	0.6%	0.7%
% of FP17s Relating to Continuations	6	279	2.2%	0.5%	0.7%	0.8%
% of Patients satisfied with the dentistry they have received	0	0	N/A	91.6%	93.6%	93.5%
% of Patients satisfied with the time they had to wait for an appointment	0	0	N/A	83.7%	86.3%	87.4%

* This is based on patients treated on this contract for their most recent course of treatment. Figures in italics indicate the base number of FP17s or Patient Questionnaire responses are less than 100. N/A is shown where the base number of responses is less than 10 during the period. % is calculated as Quantity/Base number*100

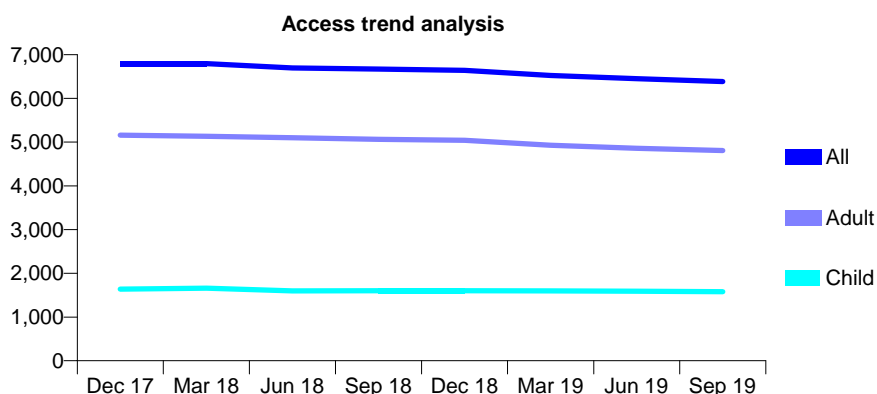
Q69 - Vital Signs At a Glance Contract Report for 250511/0001 - September 2019

Name or company name	Mr BS Degun and Mr DS Jheeta
Contract type name	GDS Contract
Purpose of contract	General
Contract start date	01/04/2006
Contract end date	

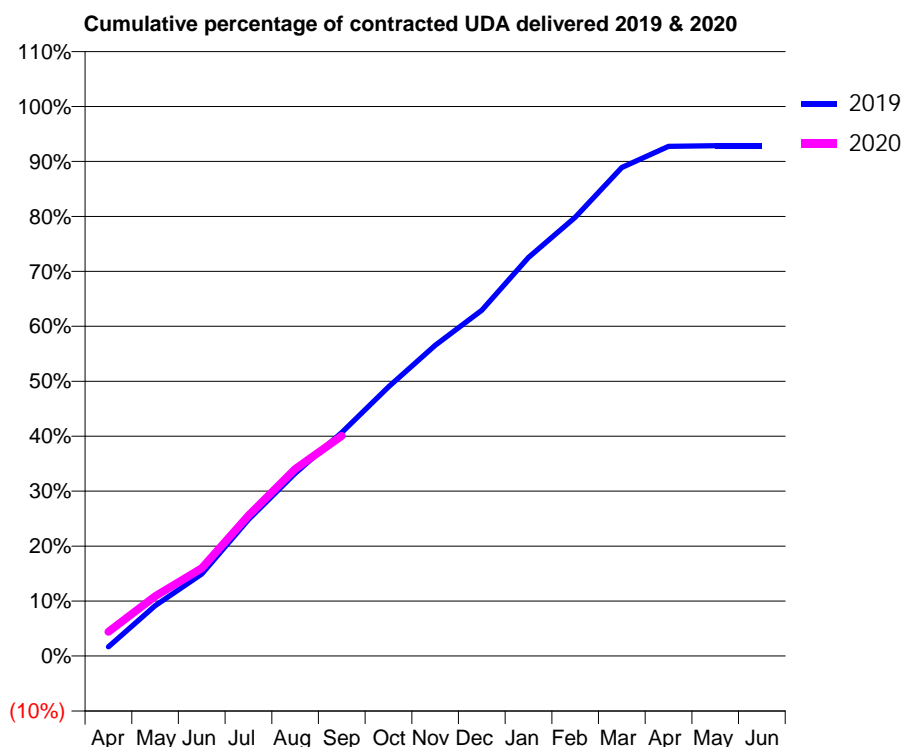
19/20 Contracted general activity (UDA)	21,463
Carry forward general activity (UDA)	0
19/20 Contracted orthodontic activity (UOA)	0
Carry forward orthodontic activity (UOA)	0
Baseline contract value	£555,066.38

ACCESS*

Patients seen in 24 months	Total	Change since previous quarter
Quarter ending September 2018	6,669	
Quarter ending December 2018	6,641	→
Quarter ending March 2019	6,524	↓
Quarter ending June 2019	6,449	↓
Quarter ending September 2019	6,386	→
Variance since September 2018	(4.2%)	↓



ACTIVITY



Month	Adjusted Scheduled Activity (UDA)	
	2019	2020
April	360	949
May	1,964	2,337
June	3,207	3,431
July	5,329	5,487
August	7,136	7,306
September	8,729	8,598
October	10,514	
November	12,139	
December	13,502	
January	15,565	
February	17,137	
March	19,080	
April	19,906	
May	19,929	
June	19,930	

QUALITY

	Quantity	Base Number	Contract	AT	Region	England
% of FP17s for the same patient ID Re-attending within 3 months - Children	72	1,180	6.1%	11.2%	10.8%	11.5%
% of FP17s for the same patient ID Re-attending within 3 months - Adults	357	2,892	12.3%	14.6%	15.2%	15.4%
% of FP17s for the same patient ID Re-attending between 3 & 9 months - Children	738	1,180	62.5%	59.3%	62.2%	59.7%
% of FP17s for the same patient ID Re-attending between 3 & 9 months - Adults	1,460	2,892	50.5%	49.7%	52.9%	51.7%
% of FP17s for Band 1 Urgent Courses	633	3,786	16.7%	10.0%	9.7%	9.2%
% of FP17s Relating to Free Repair or Replacements	7	3,786	0.2%	0.6%	0.6%	0.7%
% of FP17s Relating to Continuations	12	3,786	0.3%	0.5%	0.7%	0.8%
% of Patients satisfied with the dentistry they have received	4	5	N/A	91.6%	93.6%	93.5%
% of Patients satisfied with the time they had to wait for an appointment	4	5	N/A	83.7%	86.3%	87.4%

* This is based on patients treated on this contract for their most recent course of treatment. Figures in italics indicate the base number of FP17s or Patient Questionnaire responses are less than 100. N/A is shown where the base number of responses is less than 10 during the period. % is calculated as Quantity/Base number*100

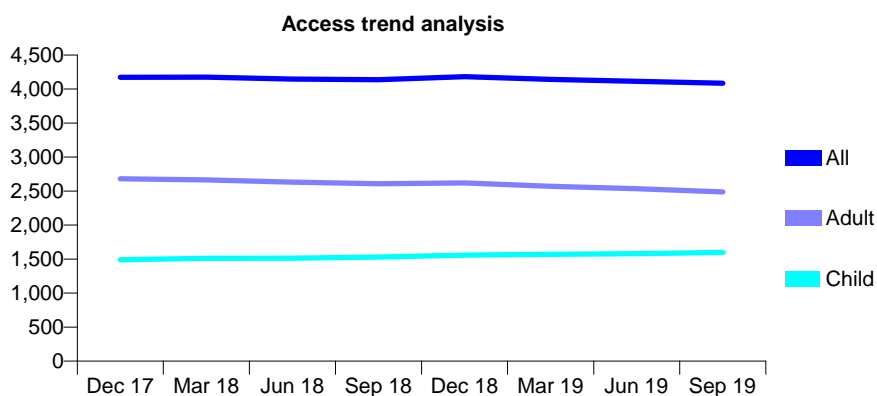
Q69 - Vital Signs At a Glance Contract Report for 250929/0001 - September 2019

Name or company name	MR JS GILL
Contract type name	GDS Contract
Purpose of contract	General
Contract start date	01/04/2006
Contract end date	

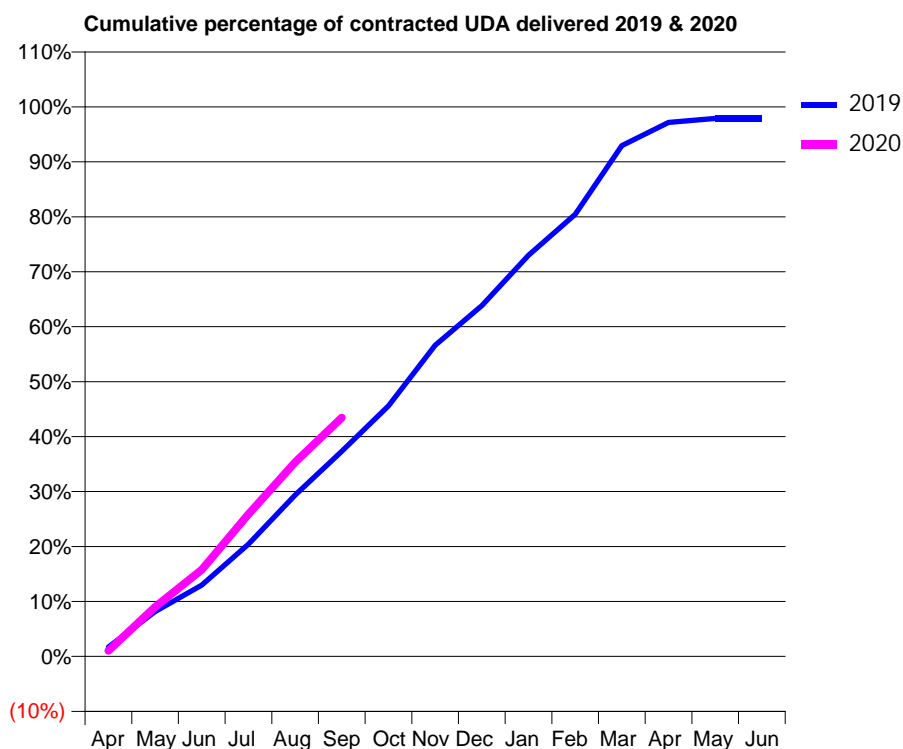
19/20 Contracted general activity (UDA)	12,780
Carry forward general activity (UDA)	268
19/20 Contracted orthodontic activity (UOA)	0
Carry forward orthodontic activity (UOA)	0
Baseline contract value	£408,141.12

ACCESS*

Patients seen in 24 months	Total	Change since previous quarter
Quarter ending September 2018	4,139	
Quarter ending December 2018	4,181	→
Quarter ending March 2019	4,143	→
Quarter ending June 2019	4,115	→
Quarter ending September 2019	4,086	→
Variance since September 2018	(1.3%)	↓



ACTIVITY



Month	2019	2020
April	218	132
May	1,045	1,153
June	1,657	2,014
July	2,613	3,308
August	3,755	4,516
September	4,771	5,551
October	5,825	
November	7,238	
December	8,154	
January	9,326	
February	10,281	
March	11,881	
April	12,420	
May	12,510	
June	12,512	

QUALITY

	Quantity	Base Number	Contract	AT	Region	England
% of FP17s for the same patient ID Re-attending within 3 months - Children	40	1,042	3.8%	11.2%	10.8%	11.5%
% of FP17s for the same patient ID Re-attending within 3 months - Adults	174	1,308	13.3%	14.6%	15.2%	15.4%
% of FP17s for the same patient ID Re-attending between 3 & 9 months - Children	578	1,042	55.5%	59.3%	62.2%	59.7%
% of FP17s for the same patient ID Re-attending between 3 & 9 months - Adults	578	1,308	44.2%	49.7%	52.9%	51.7%
% of FP17s for Band 1 Urgent Courses	230	2,143	10.7%	10.0%	9.7%	9.2%
% of FP17s Relating to Free Repair or Replacements	7	2,143	0.3%	0.6%	0.6%	0.7%
% of FP17s Relating to Continuations	1	2,143	0.0%	0.5%	0.7%	0.8%
% of Patients satisfied with the dentistry they have received	0	0	N/A	91.6%	93.6%	93.5%
% of Patients satisfied with the time they had to wait for an appointment	0	0	N/A	83.7%	86.3%	87.4%

* This is based on patients treated on this contract for their most recent course of treatment. Figures in italics indicate the base number of FP17s or Patient Questionnaire responses are less than 100. N/A is shown where the base number of responses is less than 10 during the period. % is calculated as Quantity/Base number*100

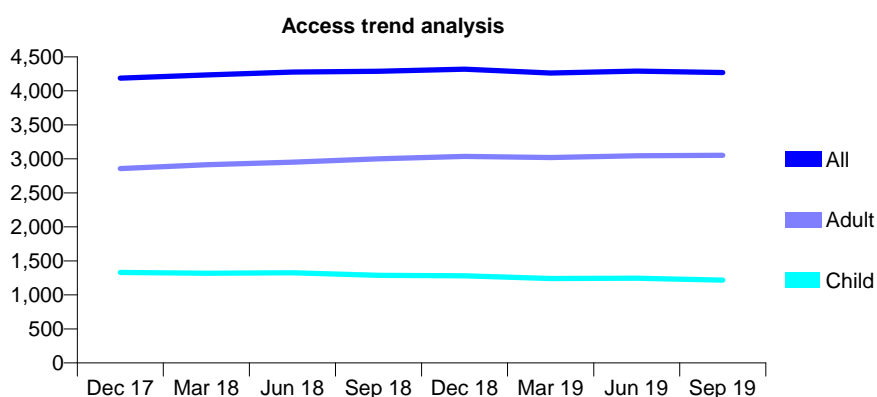
Q69 - Vital Signs At a Glance Contract Report for 253359/0001 - September 2019

Name or company name	MR MA LADAK
Contract type name	GDS Contract
Purpose of contract	General
Contract start date	01/04/2006
Contract end date	

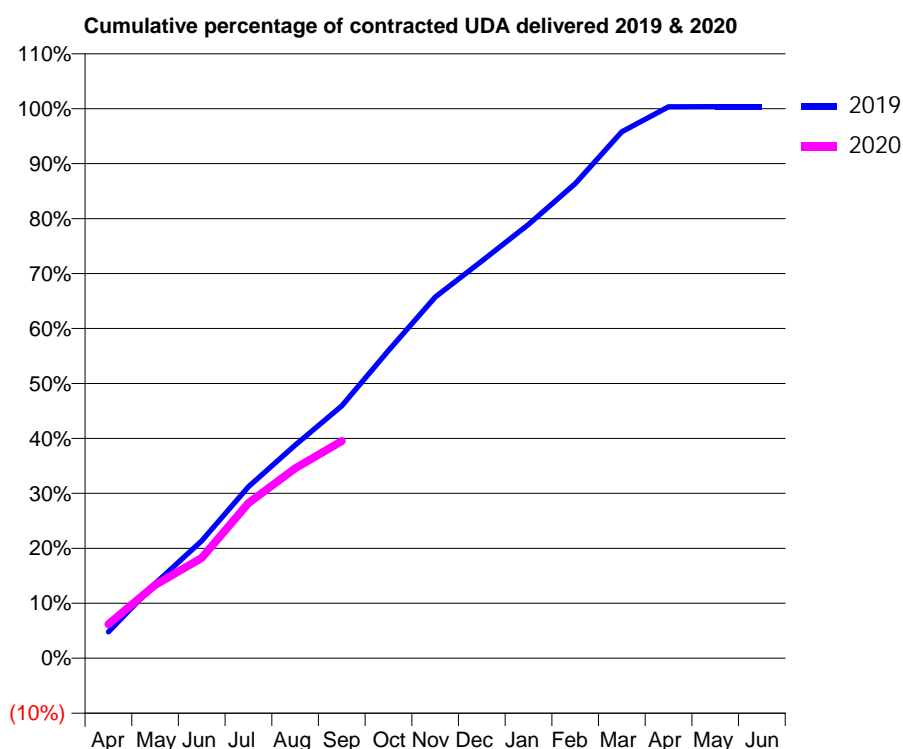
19/20 Contracted general activity (UDA)	11,021
Carry forward general activity (UDA)	-38
19/20 Contracted orthodontic activity (UOA)	0
Carry forward orthodontic activity (UOA)	0
Baseline contract value	£363,872.05

ACCESS*

Patients seen in 24 months	Total	Change since previous quarter
Quarter ending September 2018	4,289	
Quarter ending December 2018	4,319	→
Quarter ending March 2019	4,261	↓
Quarter ending June 2019	4,292	→
Quarter ending September 2019	4,270	→
Variance since September 2018	(0.4%)	→



ACTIVITY



Month	2019	2020
April	529	682
May	1,497	1,468
June	2,354	2,011
July	3,439	3,113
August	4,274	3,807
September	5,062	4,356
October	6,171	
November	7,244	
December	7,965	
January	8,699	
February	9,516	
March	10,558	
April	11,058	
May	11,059	
June	11,059	

QUALITY

	Quantity	Base Number	Contract	AT	Region	England
% of FP17s for the same patient ID Re-attending within 3 months - Children	60	898	6.7%	11.2%	10.8%	11.5%
% of FP17s for the same patient ID Re-attending within 3 months - Adults	246	1,868	13.2%	14.6%	15.2%	15.4%
% of FP17s for the same patient ID Re-attending between 3 & 9 months - Children	618	898	68.8%	59.3%	62.2%	59.7%
% of FP17s for the same patient ID Re-attending between 3 & 9 months - Adults	1,087	1,868	58.2%	49.7%	52.9%	51.7%
% of FP17s for Band 1 Urgent Courses	216	2,565	8.4%	10.0%	9.7%	9.2%
% of FP17s Relating to Free Repair or Replacements	16	2,565	0.6%	0.6%	0.6%	0.7%
% of FP17s Relating to Continuations	29	2,565	1.1%	0.5%	0.7%	0.8%
% of Patients satisfied with the dentistry they have received	0	0	N/A	91.6%	93.6%	93.5%
% of Patients satisfied with the time they had to wait for an appointment	0	0	N/A	83.7%	86.3%	87.4%

* This is based on patients treated on this contract for their most recent course of treatment.

Figures in italics indicate the base number of FP17s or Patient Questionnaire responses are less than 100. N/A is shown where the base number of responses is less than 10 during the period. % is calculated as Quantity/Base number*100

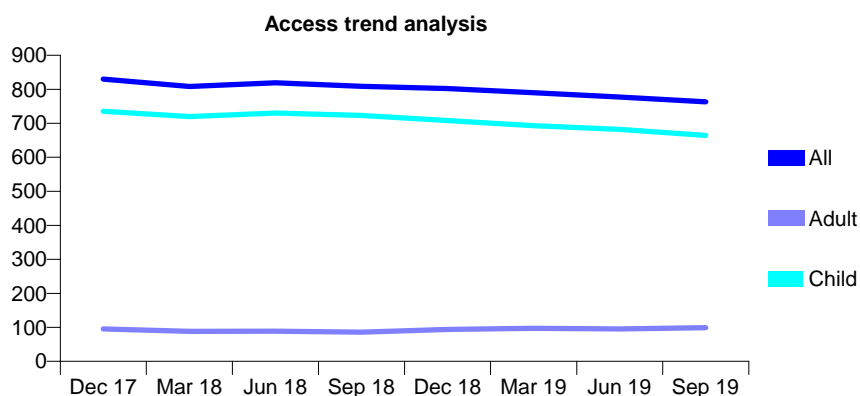
Q69 - Vital Signs At a Glance Contract Report for 253731/0001 - September 2019

Name or company name	MR V KUMAR
Contract type name	GDS Contract
Purpose of contract	General
Contract start date	01/04/2006
Contract end date	

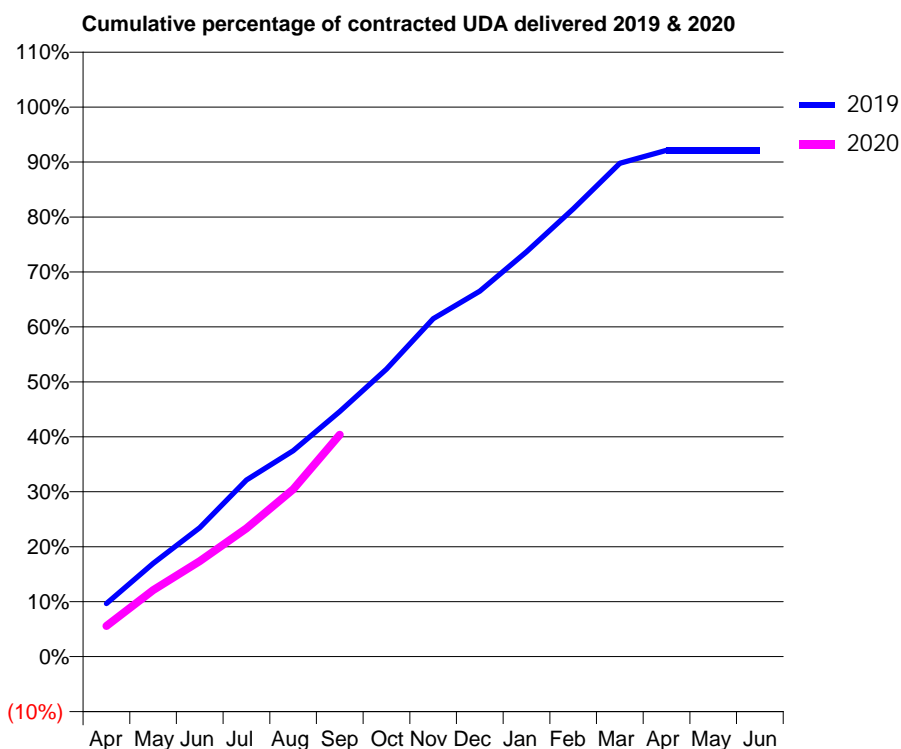
19/20 Contracted general activity (UDA)	1,570
Carry forward general activity (UDA)	0
19/20 Contracted orthodontic activity (UOA)	0
Carry forward orthodontic activity (UOA)	0
Baseline contract value	£41,933.49

ACCESS*

Patients seen in 24 months	Total	Change since previous quarter
Quarter ending September 2018	809	
Quarter ending December 2018	802	→
Quarter ending March 2019	790	↓
Quarter ending June 2019	777	↓
Quarter ending September 2019	763	↓
Variance since September 2018	(5.7%)	↓



ACTIVITY



Month	Adjusted Scheduled Activity (UDA)	
	2019	2020
April	152	88
May	267	190
June	368	273
July	505	367
August	589	478
September	700	634
October	822	
November	966	
December	1,044	
January	1,157	
February	1,279	
March	1,410	
April	1,447	
May	1,447	
June	1,447	

QUALITY

	Quantity	Base Number	Contract	AT	Region	England
% of FP17s for the same patient ID Re-attending within 3 months - Children	23	531	4.3%	11.2%	10.8%	11.5%
% of FP17s for the same patient ID Re-attending within 3 months - Adults	1	27	3.7%	14.6%	15.2%	15.4%
% of FP17s for the same patient ID Re-attending between 3 & 9 months - Children	392	531	73.8%	59.3%	62.2%	59.7%
% of FP17s for the same patient ID Re-attending between 3 & 9 months - Adults	20	27	74.1%	49.7%	52.9%	51.7%
% of FP17s for Band 1 Urgent Courses	10	527	1.9%	10.0%	9.7%	9.2%
% of FP17s Relating to Free Repair or Replacements	0	527	0.0%	0.6%	0.6%	0.7%
% of FP17s Relating to Continuations	0	527	0.0%	0.5%	0.7%	0.8%
% of Patients satisfied with the dentistry they have received	0	0	N/A	91.6%	93.6%	93.5%
% of Patients satisfied with the time they had to wait for an appointment	0	0	N/A	83.7%	86.3%	87.4%

* This is based on patients treated on this contract for their most recent course of treatment. Figures in italics indicate the base number of FP17s or Patient Questionnaire responses are less than 100. N/A is shown where the base number of responses is less than 10 during the period. % is calculated as Quantity/Base number*100

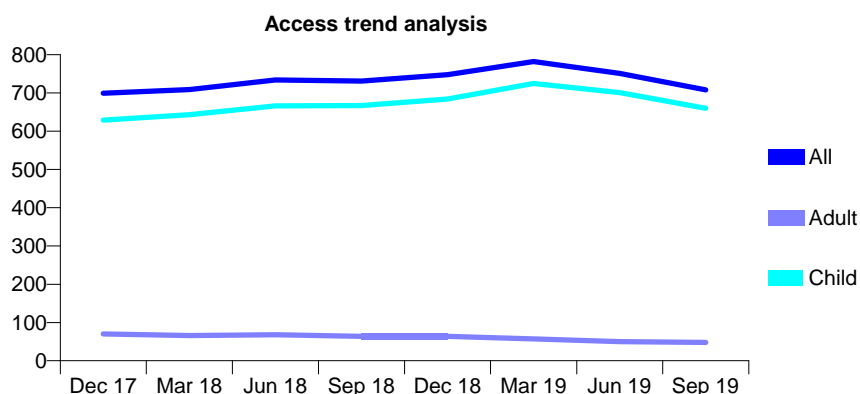
Q69 - Vital Signs At a Glance Contract Report for 257273/0001 - September 2019

Name or company name	MR NP ARNOLD
Contract type name	GDS Contract
Purpose of contract	General
Contract start date	01/04/2006
Contract end date	

19/20 Contracted general activity (UDA)	1,246
Carry forward general activity (UDA)	0
19/20 Contracted orthodontic activity (UOA)	0
Carry forward orthodontic activity (UOA)	0
Baseline contract value	£24,853.65

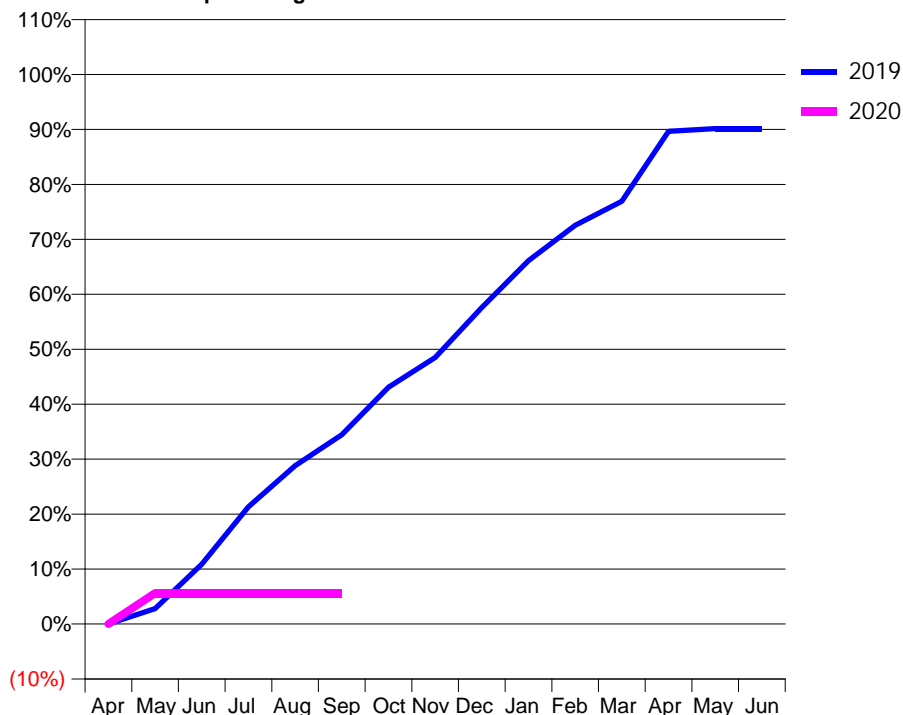
ACCESS*

Patients seen in 24 months	Total	Change since previous quarter
Quarter ending September 2018	731	
Quarter ending December 2018	748	↑
Quarter ending March 2019	782	↑
Quarter ending June 2019	751	↓
Quarter ending September 2019	708	↓
Variance since September 2018	(3.1%)	↓



ACTIVITY

Cumulative percentage of contracted UDA delivered 2019 & 2020



Month	Adjusted Scheduled Activity (UDA)	
	2019	2020
April	0	0
May	35	70
June	136	70
July	266	70
August	359	70
September	429	70
October	537	
November	604	
December	718	
January	824	
February	904	
March	958	
April	1,117	
May	1,123	
June	1,123	

QUALITY

	Quantity	Base Number	Contract	AT	Region	England
% of FP17s for the same patient ID Re-attending within 3 months - Children	9	203	4.4%	11.2%	10.8%	11.5%
% of FP17s for the same patient ID Re-attending within 3 months - Adults	0	1	0.0%	14.6%	15.2%	15.4%
% of FP17s for the same patient ID Re-attending between 3 & 9 months - Children	119	203	58.6%	59.3%	62.2%	59.7%
% of FP17s for the same patient ID Re-attending between 3 & 9 months - Adults	0	1	0.0%	49.7%	52.9%	51.7%
% of FP17s for Band 1 Urgent Courses	2	58	3.4%	10.0%	9.7%	9.2%
% of FP17s Relating to Free Repair or Replacements	0	58	0.0%	0.6%	0.6%	0.7%
% of FP17s Relating to Continuations	0	58	0.0%	0.5%	0.7%	0.8%
% of Patients satisfied with the dentistry they have received	0	0	N/A	91.6%	93.6%	93.5%
% of Patients satisfied with the time they had to wait for an appointment	0	0	N/A	83.7%	86.3%	87.4%

* This is based on patients treated on this contract for their most recent course of treatment.

Figures in italics indicate the base number of FP17s or Patient Questionnaire responses are less than 100. N/A is shown where the base number of responses is less than 10 during the period. % is calculated as Quantity/Base number*100

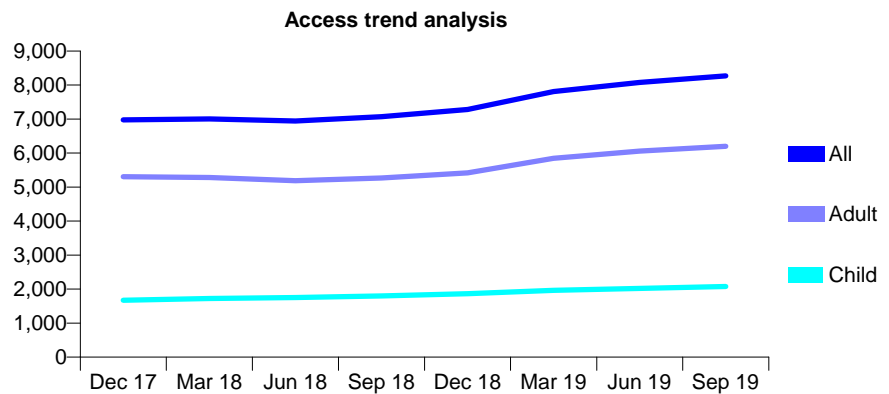
Q69 - Vital Signs At a Glance Contract Report for 258989/0001 - September 2019

Name or company name	Inspire Dental Karishaan Ltd
Contract type name	GDS Contract
Purpose of contract	General
Contract start date	01/04/2006
Contract end date	

19/20 Contracted general activity (UDA)	19,500
Carry forward general activity (UDA)	-225
19/20 Contracted orthodontic activity (UOA)	0
Carry forward orthodontic activity (UOA)	0
Baseline contract value	£628,343.09

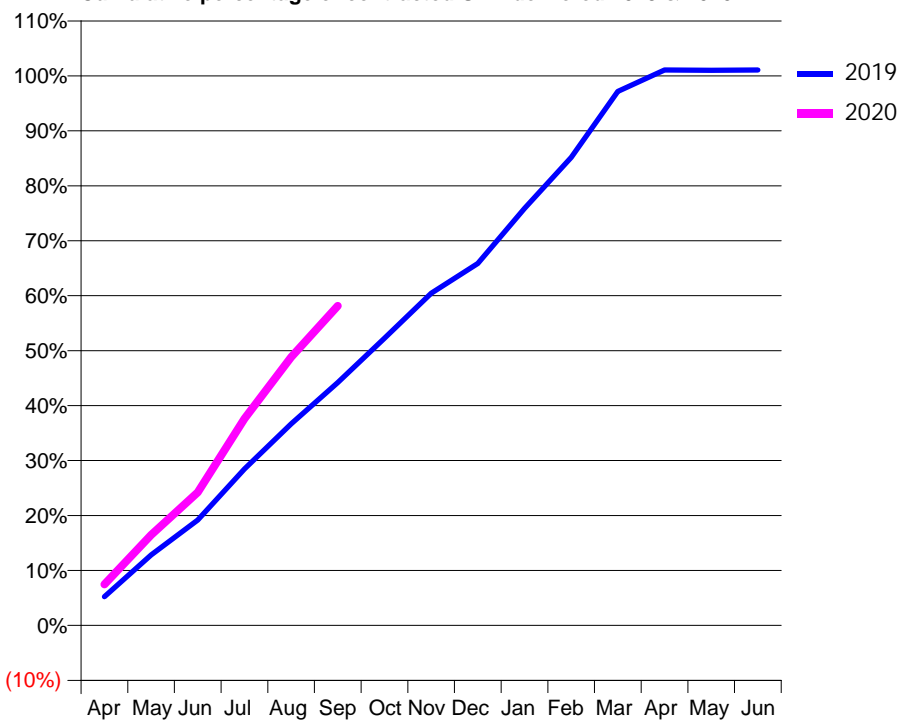
ACCESS*

Patients seen in 24 months	Total	Change since previous quarter
Quarter ending September 2018	7,069	
Quarter ending December 2018	7,282	↑
Quarter ending March 2019	7,809	↑
Quarter ending June 2019	8,077	↑
Quarter ending September 2019	8,272	↑
Variance since September 2018	17.0%	↑



ACTIVITY

Cumulative percentage of contracted UDA delivered 2019 & 2020



Month	Adjusted Scheduled Activity (UDA)	
	2019	2020
April	1,124	1,456
May	2,749	3,210
June	4,117	4,726
July	6,106	7,333
August	7,869	9,522
September	9,482	11,335
October	11,207	
November	12,965	
December	14,131	
January	16,273	
February	18,267	
March	20,845	
April	21,677	
May	21,665	
June	21,675	

QUALITY

	Quantity	Base Number	Contract	AT	Region	England
% of FP17s for the same patient ID Re-attending within 3 months - Children	100	1,634	6.1%	11.2%	10.8%	11.5%
% of FP17s for the same patient ID Re-attending within 3 months - Adults	365	4,145	8.8%	14.6%	15.2%	15.4%
% of FP17s for the same patient ID Re-attending between 3 & 9 months - Children	976	1,634	59.7%	59.3%	62.2%	59.7%
% of FP17s for the same patient ID Re-attending between 3 & 9 months - Adults	2,234	4,145	53.9%	49.7%	52.9%	51.7%
% of FP17s for Band 1 Urgent Courses	228	5,443	4.2%	10.0%	9.7%	9.2%
% of FP17s Relating to Free Repair or Replacements	27	5,443	0.5%	0.6%	0.6%	0.7%
% of FP17s Relating to Continuations	16	5,443	0.3%	0.5%	0.7%	0.8%
% of Patients satisfied with the dentistry they have received	1	1	N/A	91.6%	93.6%	93.5%
% of Patients satisfied with the time they had to wait for an appointment	0	1	N/A	83.7%	86.3%	87.4%

* This is based on patients treated on this contract for their most recent course of treatment. Figures in italics indicate the base number of FP17s or Patient Questionnaire responses are less than 100. N/A is shown where the base number of responses is less than 10 during the period. % is calculated as Quantity/Base number*100

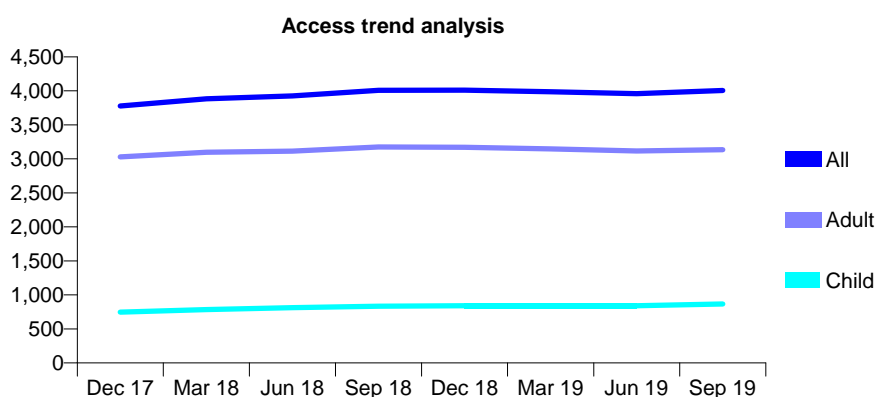
Q69 - Vital Signs At a Glance Contract Report for 263400/0001 - September 2019

Name or company name	MR TP WINDSOR
Contract type name	GDS Contract
Purpose of contract	General
Contract start date	01/04/2006
Contract end date	

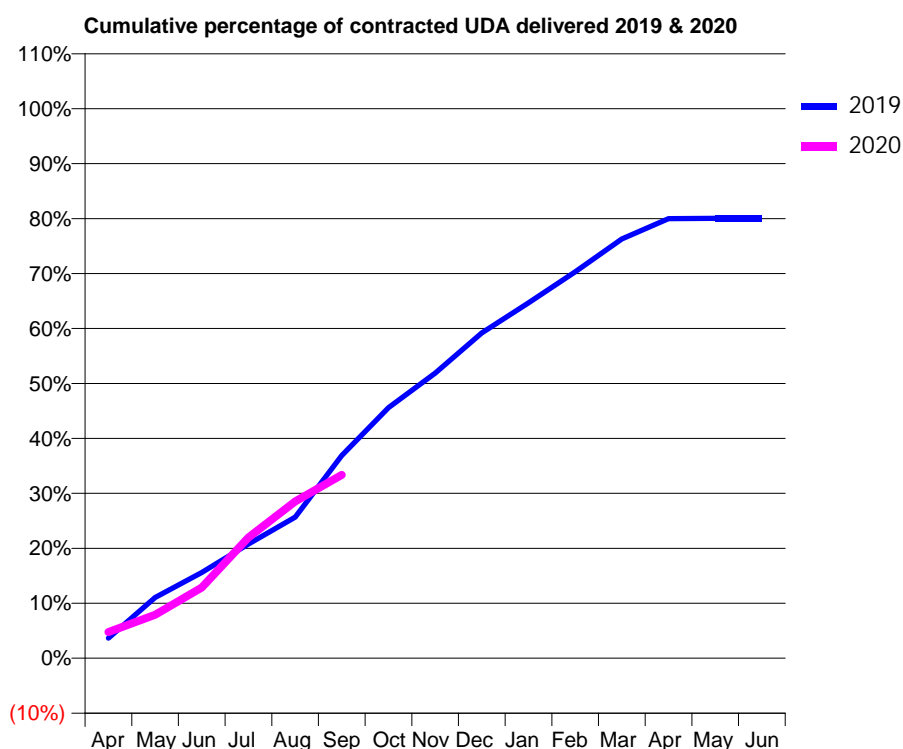
19/20 Contracted general activity (UDA)	12,294
Carry forward general activity (UDA)	0
19/20 Contracted orthodontic activity (UOA)	0
Carry forward orthodontic activity (UOA)	0
Baseline contract value	£300,248.99

ACCESS*

Patients seen in 24 months	Total	Change since previous quarter
Quarter ending September 2018	4,009	
Quarter ending December 2018	4,010	→
Quarter ending March 2019	3,987	→
Quarter ending June 2019	3,957	→
Quarter ending September 2019	4,004	→
Variance since September 2018	(0.1%)	→



ACTIVITY



Month	2019	2020
April	449	585
May	1,359	972
June	1,917	1,580
July	2,556	2,702
August	3,156	3,506
September	4,532	4,101
October	5,604	
November	6,380	
December	7,278	
January	7,949	
February	8,645	
March	9,377	
April	9,835	
May	9,841	
June	9,841	

QUALITY

	Quantity	Base Number	Contract	AT	Region	England
% of FP17s for the same patient ID Re-attending within 3 months - Children	35	637	5.5%	11.2%	10.8%	11.5%
% of FP17s for the same patient ID Re-attending within 3 months - Adults	248	1,985	12.5%	14.6%	15.2%	15.4%
% of FP17s for the same patient ID Re-attending between 3 & 9 months - Children	365	637	57.3%	59.3%	62.2%	59.7%
% of FP17s for the same patient ID Re-attending between 3 & 9 months - Adults	1,143	1,985	57.6%	49.7%	52.9%	51.7%
% of FP17s for Band 1 Urgent Courses	192	2,374	8.1%	10.0%	9.7%	9.2%
% of FP17s Relating to Free Repair or Replacements	15	2,374	0.6%	0.6%	0.6%	0.7%
% of FP17s Relating to Continuations	10	2,374	0.4%	0.5%	0.7%	0.8%
% of Patients satisfied with the dentistry they have received	0	0	N/A	91.6%	93.6%	93.5%
% of Patients satisfied with the time they had to wait for an appointment	0	0	N/A	83.7%	86.3%	87.4%

* This is based on patients treated on this contract for their most recent course of treatment.

Figures in italics indicate the base number of FP17s or Patient Questionnaire responses are less than 100. N/A is shown where the base number of responses is less than 10 during the period. % is calculated as Quantity/Base number*100

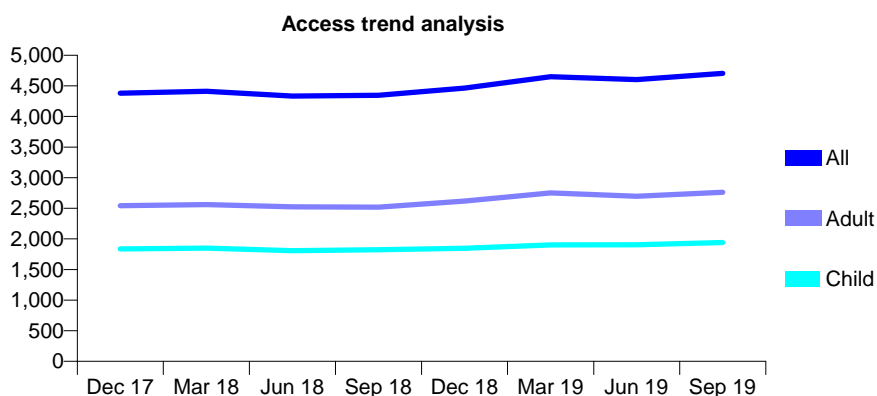
Q69 - Vital Signs At a Glance Contract Report for 269913/0002 - September 2019

Name or company name	MISS NZ ALI
Contract type name	GDS Contract
Purpose of contract	General
Contract start date	01/06/2006
Contract end date	

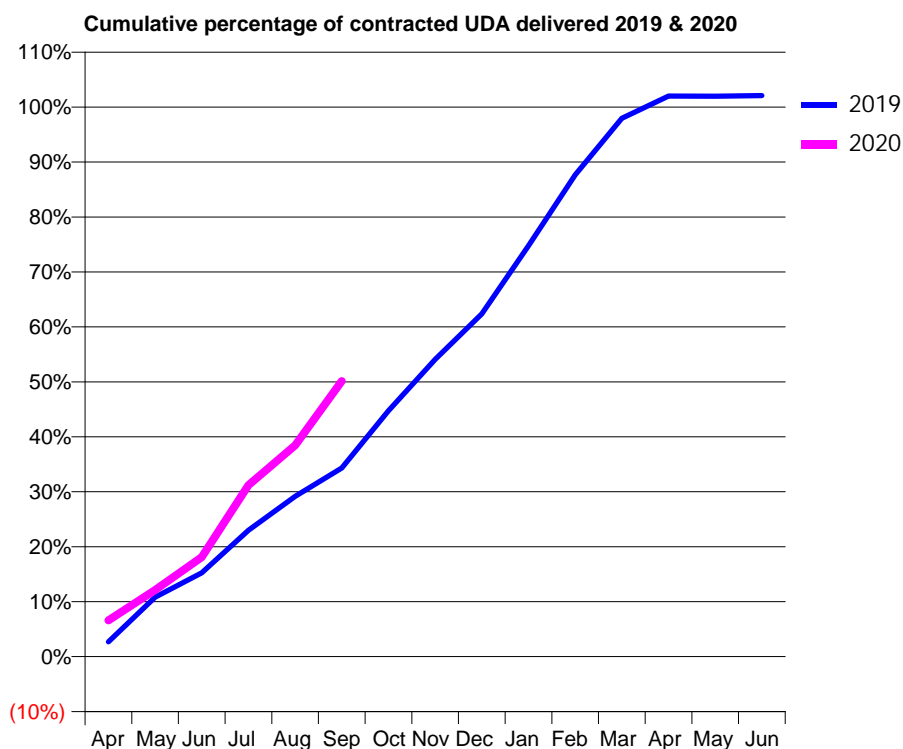
19/20 Contracted general activity (UDA)	12,851
Carry forward general activity (UDA)	-280
19/20 Contracted orthodontic activity (UOA)	0
Carry forward orthodontic activity (UOA)	0
Baseline contract value	£398,541.73

ACCESS*

Patients seen in 24 months	Total	Change since previous quarter
Quarter ending September 2018	4,345	
Quarter ending December 2018	4,464	↑
Quarter ending March 2019	4,651	↑
Quarter ending June 2019	4,602	↓
Quarter ending September 2019	4,704	↑
Variance since September 2018	8.3%	↑



ACTIVITY



Month	Adjusted Scheduled Activity (UDA)	
	2019	2020
April	379	845
May	1,514	1,561
June	2,136	2,325
July	3,219	4,011
August	4,083	4,941
September	4,809	6,442
October	6,268	
November	7,579	
December	8,737	
January	10,476	
February	12,281	
March	13,722	
April	14,287	
May	14,286	
June	14,298	

QUALITY

	Quantity	Base Number	Contract	AT	Region	England
% of FP17s for the same patient ID Re-attending within 3 months - Children	99	1,181	8.4%	11.2%	10.8%	11.5%
% of FP17s for the same patient ID Re-attending within 3 months - Adults	299	1,376	21.7%	14.6%	15.2%	15.4%
% of FP17s for the same patient ID Re-attending between 3 & 9 months - Children	454	1,181	38.4%	59.3%	62.2%	59.7%
% of FP17s for the same patient ID Re-attending between 3 & 9 months - Adults	443	1,376	32.2%	49.7%	52.9%	51.7%
% of FP17s for Band 1 Urgent Courses	480	2,353	20.4%	10.0%	9.7%	9.2%
% of FP17s Relating to Free Repair or Replacements	15	2,353	0.6%	0.6%	0.6%	0.7%
% of FP17s Relating to Continuations	0	2,353	0.0%	0.5%	0.7%	0.8%
% of Patients satisfied with the dentistry they have received	4	4	N/A	91.6%	93.6%	93.5%
% of Patients satisfied with the time they had to wait for an appointment	4	4	N/A	83.7%	86.3%	87.4%

* This is based on patients treated on this contract for their most recent course of treatment. Figures in italics indicate the base number of FP17s or Patient Questionnaire responses are less than 100. N/A is shown where the base number of responses is less than 10 during the period. % is calculated as Quantity/Base number*100

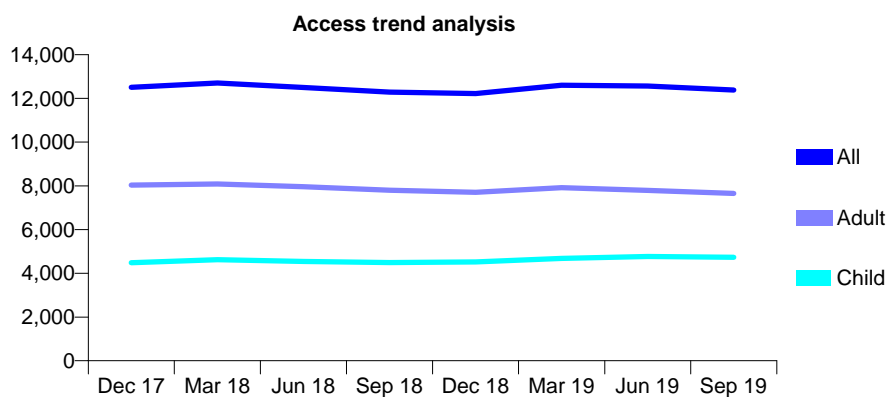
Q69 - Vital Signs At a Glance Contract Report for 270563/0001 - September 2019

Name or company name	MR RS DHARWAR
Contract type name	GDS Contract
Purpose of contract	General
Contract start date	01/04/2006
Contract end date	

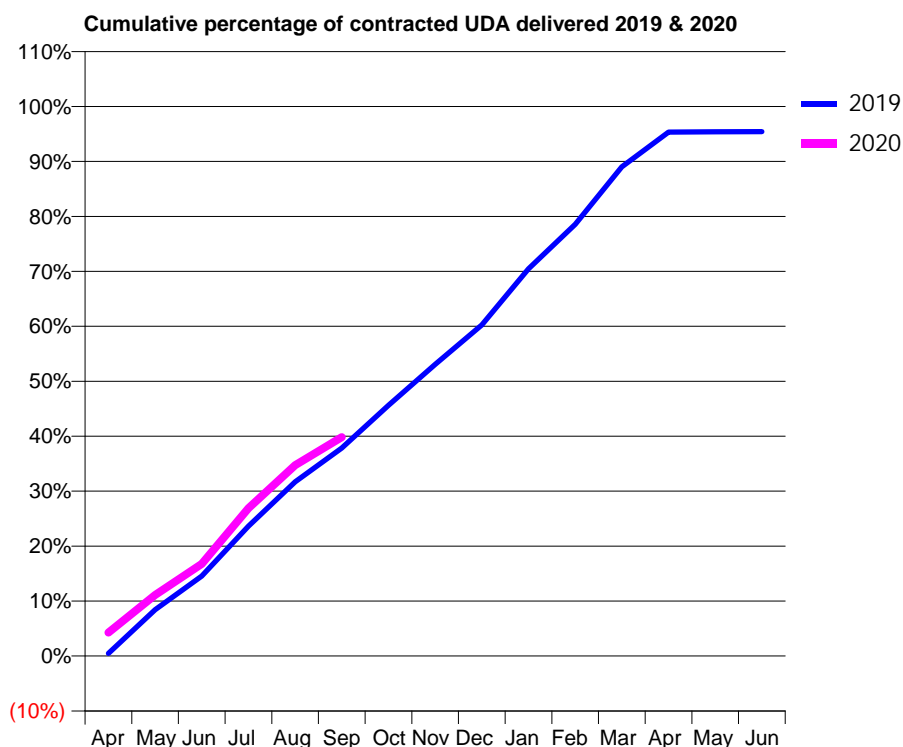
19/20 Contracted general activity (UDA)	31,189
Carry forward general activity (UDA)	0
19/20 Contracted orthodontic activity (UOA)	0
Carry forward orthodontic activity (UOA)	0
Baseline contract value	£825,999.15

ACCESS*

Patients seen in 24 months	Total	Change since previous quarter
Quarter ending September 2018	12,289	
Quarter ending December 2018	12,224	→
Quarter ending March 2019	12,599	↑
Quarter ending June 2019	12,562	→
Quarter ending September 2019	12,383	↓
Variance since September 2018	0.8%	→



ACTIVITY



Month	Adjusted Scheduled Activity (UDA)	
	2019	2020
April	153	1,332
May	2,631	3,462
June	4,534	5,225
July	7,366	8,392
August	9,889	10,837
September	11,803	12,423
October	14,226	
November	16,556	
December	18,786	
January	21,979	
February	24,506	
March	27,756	
April	29,731	
May	29,748	
June	29,762	

QUALITY

	Quantity	Base Number	Contract	AT	Region	England
% of FP17s for the same patient ID Re-attending within 3 months - Children	202	3,316	6.1%	11.2%	10.8%	11.5%
% of FP17s for the same patient ID Re-attending within 3 months - Adults	624	4,557	13.7%	14.6%	15.2%	15.4%
% of FP17s for the same patient ID Re-attending between 3 & 9 months - Children	1,972	3,316	59.5%	59.3%	62.2%	59.7%
% of FP17s for the same patient ID Re-attending between 3 & 9 months - Adults	2,378	4,557	52.2%	49.7%	52.9%	51.7%
% of FP17s for Band 1 Urgent Courses	569	6,669	8.5%	10.0%	9.7%	9.2%
% of FP17s Relating to Free Repair or Replacements	46	6,669	0.7%	0.6%	0.6%	0.7%
% of FP17s Relating to Continuations	24	6,669	0.4%	0.5%	0.7%	0.8%
% of Patients satisfied with the dentistry they have received	2	2	N/A	91.6%	93.6%	93.5%
% of Patients satisfied with the time they had to wait for an appointment	0	2	N/A	83.7%	86.3%	87.4%

* This is based on patients treated on this contract for their most recent course of treatment. Figures in italics indicate the base number of FP17s or Patient Questionnaire responses are less than 100. N/A is shown where the base number of responses is less than 10 during the period. % is calculated as Quantity/Base number*100

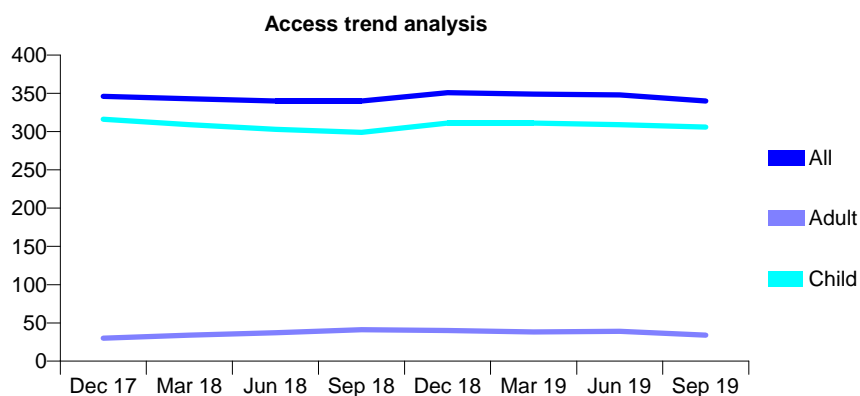
Q69 - Vital Signs At a Glance Contract Report for 272558/0001 - September 2019

Name or company name	MRS OF QADEER
Contract type name	GDS Contract
Purpose of contract	General
Contract start date	04/09/2012
Contract end date	

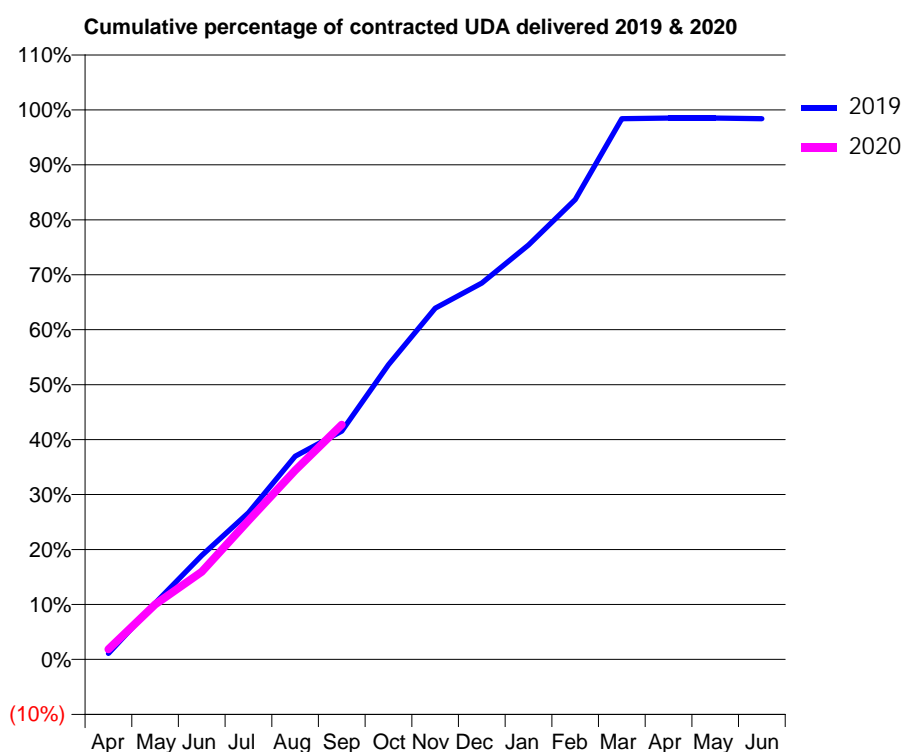
19/20 Contracted general activity (UDA)	809
Carry forward general activity (UDA)	13
19/20 Contracted orthodontic activity (UOA)	0
Carry forward orthodontic activity (UOA)	0
Baseline contract value	£23,826.42

ACCESS*

Patients seen in 24 months	Total	Change since previous quarter
Quarter ending September 2018	340	
Quarter ending December 2018	351	↑
Quarter ending March 2019	349	→
Quarter ending June 2019	348	→
Quarter ending September 2019	340	↓
Variance since September 2018	0.0%	→



ACTIVITY



Adjusted Scheduled Activity (UDA)		
Month	2019	2020
April	9	15
May	83	81
June	153	129
July	216	204
August	299	278
September	336	345
October	434	
November	517	
December	554	
January	610	
February	677	
March	796	
April	797	
May	797	
June	796	

QUALITY

	Quantity	Base Number	Contract	AT	Region	England
% of FP17s for the same patient ID Re-attending within 3 months - Children	12	287	4.2%	11.2%	10.8%	11.5%
% of FP17s for the same patient ID Re-attending within 3 months - Adults	0	13	0.0%	14.6%	15.2%	15.4%
% of FP17s for the same patient ID Re-attending between 3 & 9 months - Children	218	287	76.0%	59.3%	62.2%	59.7%
% of FP17s for the same patient ID Re-attending between 3 & 9 months - Adults	8	13	61.5%	49.7%	52.9%	51.7%
% of FP17s for Band 1 Urgent Courses	2	300	0.7%	10.0%	9.7%	9.2%
% of FP17s Relating to Free Repair or Replacements	0	300	0.0%	0.6%	0.6%	0.7%
% of FP17s Relating to Continuations	0	300	0.0%	0.5%	0.7%	0.8%
% of Patients satisfied with the dentistry they have received	0	0	N/A	91.6%	93.6%	93.5%
% of Patients satisfied with the time they had to wait for an appointment	0	0	N/A	83.7%	86.3%	87.4%

* This is based on patients treated on this contract for their most recent course of treatment. Figures in italics indicate the base number of FP17s or Patient Questionnaire responses are less than 100. N/A is shown where the base number of responses is less than 10 during the period. % is calculated as Quantity/Base number*100

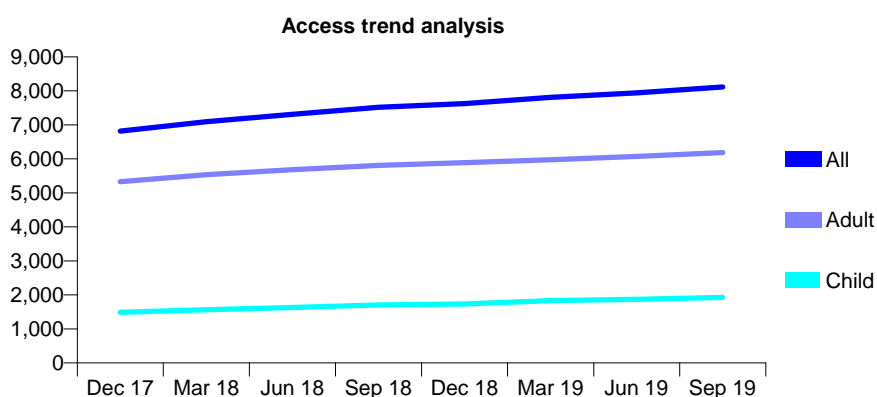
Q69 - Vital Signs At a Glance Contract Report for 272728/0001 - September 2019

Name or company name	MRS RK DHARWAR
Contract type name	GDS Contract
Purpose of contract	General
Contract start date	01/02/2011
Contract end date	

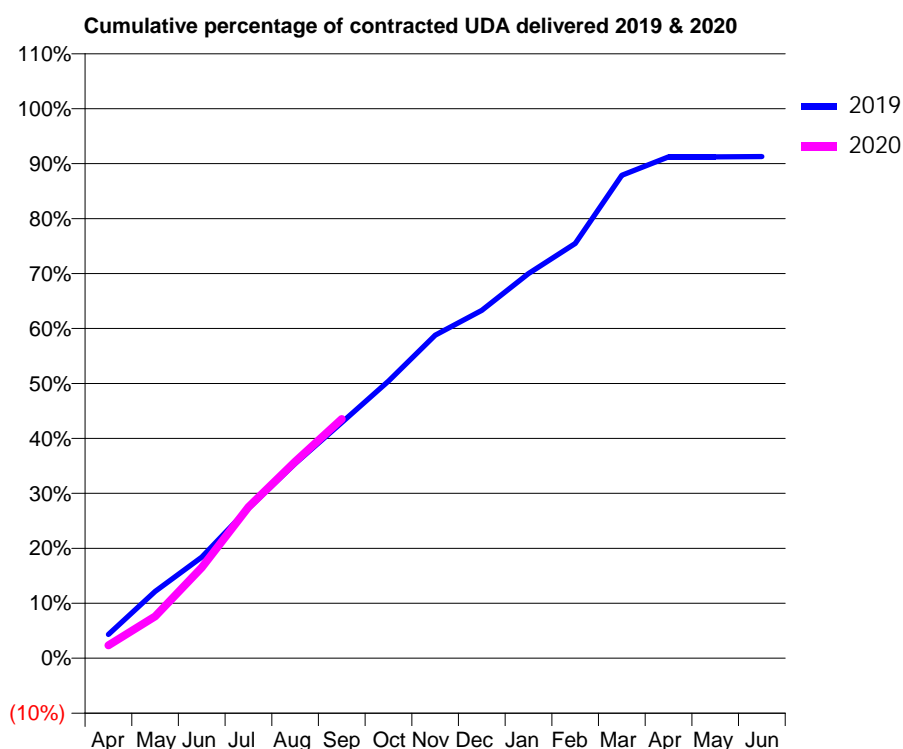
19/20 Contracted general activity (UDA)	22,500
Carry forward general activity (UDA)	0
19/20 Contracted orthodontic activity (UOA)	0
Carry forward orthodontic activity (UOA)	0
Baseline contract value	£579,476.98

ACCESS*

Patients seen in 24 months	Total	Change since previous quarter
Quarter ending September 2018	7,515	
Quarter ending December 2018	7,624	→
Quarter ending March 2019	7,808	↑
Quarter ending June 2019	7,944	→
Quarter ending September 2019	8,115	↑
Variance since September 2018	8.0%	↑



ACTIVITY



Month	2019	2020
April	976	528
May	2,737	1,711
June	4,142	3,708
July	6,133	6,188
August	7,977	8,050
September	9,649	9,793
October	11,351	
November	13,225	
December	14,241	
January	15,751	
February	16,985	
March	19,774	
April	20,526	
May	20,529	
June	20,536	

QUALITY

	Quantity	Base Number	Contract	AT	Region	England
% of FP17s for the same patient ID Re-attending within 3 months - Children	93	1,464	6.4%	11.2%	10.8%	11.5%
% of FP17s for the same patient ID Re-attending within 3 months - Adults	494	4,191	11.8%	14.6%	15.2%	15.4%
% of FP17s for the same patient ID Re-attending between 3 & 9 months - Children	967	1,464	66.1%	59.3%	62.2%	59.7%
% of FP17s for the same patient ID Re-attending between 3 & 9 months - Adults	2,475	4,191	59.1%	49.7%	52.9%	51.7%
% of FP17s for Band 1 Urgent Courses	440	5,271	8.3%	10.0%	9.7%	9.2%
% of FP17s Relating to Free Repair or Replacements	22	5,271	0.4%	0.6%	0.6%	0.7%
% of FP17s Relating to Continuations	26	5,271	0.5%	0.5%	0.7%	0.8%
% of Patients satisfied with the dentistry they have received	3	3	N/A	91.6%	93.6%	93.5%
% of Patients satisfied with the time they had to wait for an appointment	3	3	N/A	83.7%	86.3%	87.4%

* This is based on patients treated on this contract for their most recent course of treatment.

Figures in italics indicate the base number of FP17s or Patient Questionnaire responses are less than 100. N/A is shown where the base number of responses is less than 10 during the period. % is calculated as Quantity/Base number*100

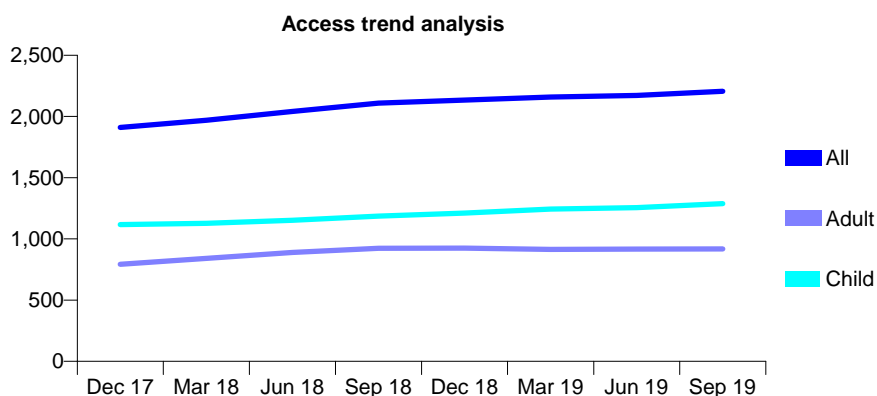
Q69 - Vital Signs At a Glance Contract Report for 278637/0001 - September 2019

Name or company name	Your Dentist Didcot Ltd
Contract type name	GDS Contract
Purpose of contract	General
Contract start date	01/02/2012
Contract end date	

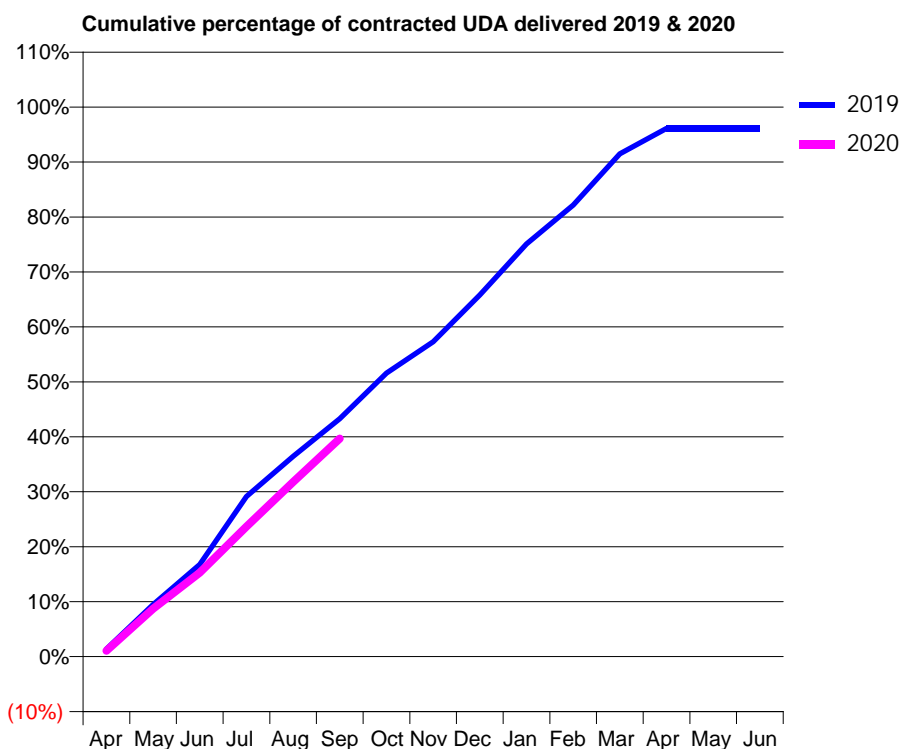
19/20 Contracted general activity (UDA)	5,500
Carry forward general activity (UDA)	213
19/20 Contracted orthodontic activity (UOA)	0
Carry forward orthodontic activity (UOA)	0
Baseline contract value	£136,554.55

ACCESS*

Patients seen in 24 months	Total	Change since previous quarter
Quarter ending September 2018	2,109	
Quarter ending December 2018	2,135	→
Quarter ending March 2019	2,158	→
Quarter ending June 2019	2,172	→
Quarter ending September 2019	2,206	→
Variance since September 2018	4.6%	↑



ACTIVITY



Month	Adjusted Scheduled Activity (UDA)	
	2019	2020
April	77	58
May	522	479
June	921	840
July	1,602	1,302
August	2,004	1,748
September	2,381	2,183
October	2,838	
November	3,152	
December	3,619	
January	4,130	
February	4,518	
March	5,031	
April	5,286	
May	5,286	
June	5,287	

QUALITY

	Quantity	Base Number	Contract	AT	Region	England
% of FP17s for the same patient ID Re-attending within 3 months - Children	66	982	6.7%	11.2%	10.8%	11.5%
% of FP17s for the same patient ID Re-attending within 3 months - Adults	82	578	14.2%	14.6%	15.2%	15.4%
% of FP17s for the same patient ID Re-attending between 3 & 9 months - Children	628	982	64.0%	59.3%	62.2%	59.7%
% of FP17s for the same patient ID Re-attending between 3 & 9 months - Adults	329	578	56.9%	49.7%	52.9%	51.7%
% of FP17s for Band 1 Urgent Courses	111	1,472	7.5%	10.0%	9.7%	9.2%
% of FP17s Relating to Free Repair or Replacements	2	1,472	0.1%	0.6%	0.6%	0.7%
% of FP17s Relating to Continuations	0	1,472	0.0%	0.5%	0.7%	0.8%
% of Patients satisfied with the dentistry they have received	0	0	N/A	91.6%	93.6%	93.5%
% of Patients satisfied with the time they had to wait for an appointment	0	0	N/A	83.7%	86.3%	87.4%

* This is based on patients treated on this contract for their most recent course of treatment. Figures in italics indicate the base number of FP17s or Patient Questionnaire responses are less than 100. N/A is shown where the base number of responses is less than 10 during the period. % is calculated as Quantity/Base number*100

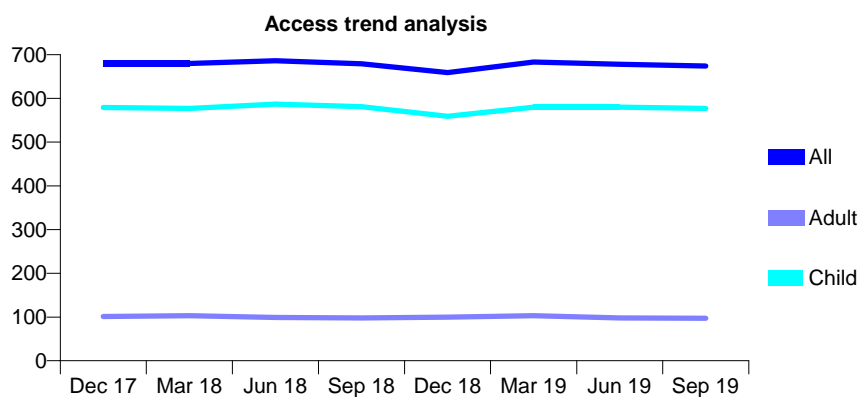
Q69 - Vital Signs At a Glance Contract Report for 279978/0002 - September 2019

Name or company name	MR AG PAUL
Contract type name	GDS Contract
Purpose of contract	General
Contract start date	19/01/2015
Contract end date	

19/20 Contracted general activity (UDA)	2,000
Carry forward general activity (UDA)	0
19/20 Contracted orthodontic activity (UOA)	0
Carry forward orthodontic activity (UOA)	0
Baseline contract value	£53,453.45

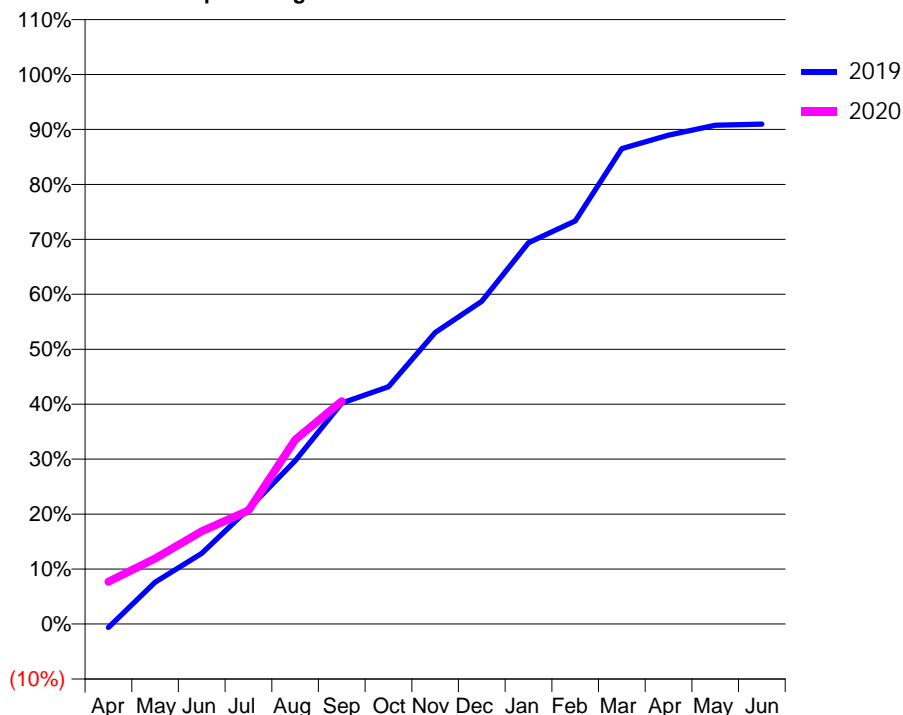
ACCESS*

Patients seen in 24 months	Total	Change since previous quarter
Quarter ending September 2018	679	
Quarter ending December 2018	659	↓
Quarter ending March 2019	683	↑
Quarter ending June 2019	678	→
Quarter ending September 2019	674	→
Variance since September 2018	(0.7%)	→



ACTIVITY

Cumulative percentage of contracted UDA delivered 2019 & 2020



Adjusted Scheduled Activity (UDA)

Month	2019	2020
April	-13	154
May	152	239
June	257	337
July	419	413
August	594	671
September	804	811
October	864	
November	1,061	
December	1,175	
January	1,388	
February	1,467	
March	1,730	
April	1,779	
May	1,815	
June	1,819	

QUALITY

	Quantity	Base Number	Contract	AT	Region	England
% of FP17s for the same patient ID Re-attending within 3 months - Children	47	504	9.3%	11.2%	10.8%	11.5%
% of FP17s for the same patient ID Re-attending within 3 months - Adults	1	24	4.2%	14.6%	15.2%	15.4%
% of FP17s for the same patient ID Re-attending between 3 & 9 months - Children	361	504	71.6%	59.3%	62.2%	59.7%
% of FP17s for the same patient ID Re-attending between 3 & 9 months - Adults	14	24	58.3%	49.7%	52.9%	51.7%
% of FP17s for Band 1 Urgent Courses	17	476	3.6%	10.0%	9.7%	9.2%
% of FP17s Relating to Free Repair or Replacements	0	476	0.0%	0.6%	0.6%	0.7%
% of FP17s Relating to Continuations	0	476	0.0%	0.5%	0.7%	0.8%
% of Patients satisfied with the dentistry they have received	0	0	N/A	91.6%	93.6%	93.5%
% of Patients satisfied with the time they had to wait for an appointment	0	0	N/A	83.7%	86.3%	87.4%

* This is based on patients treated on this contract for their most recent course of treatment. Figures in italics indicate the base number of FP17s or Patient Questionnaire responses are less than 100. N/A is shown where the base number of responses is less than 10 during the period. % is calculated as Quantity/Base number*100

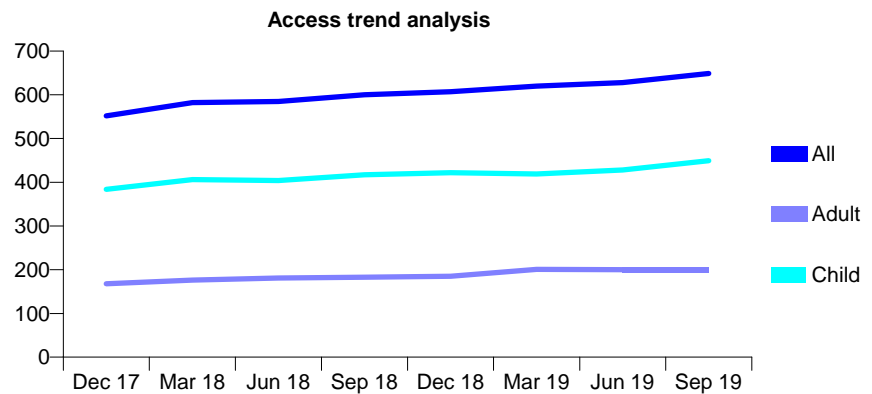
Q69 - Vital Signs At a Glance Contract Report for 289442/0003 - September 2019

Name or company name	Mr Ahmed Alshafi
Contract type name	GDS Contract
Purpose of contract	General
Contract start date	02/04/2013
Contract end date	

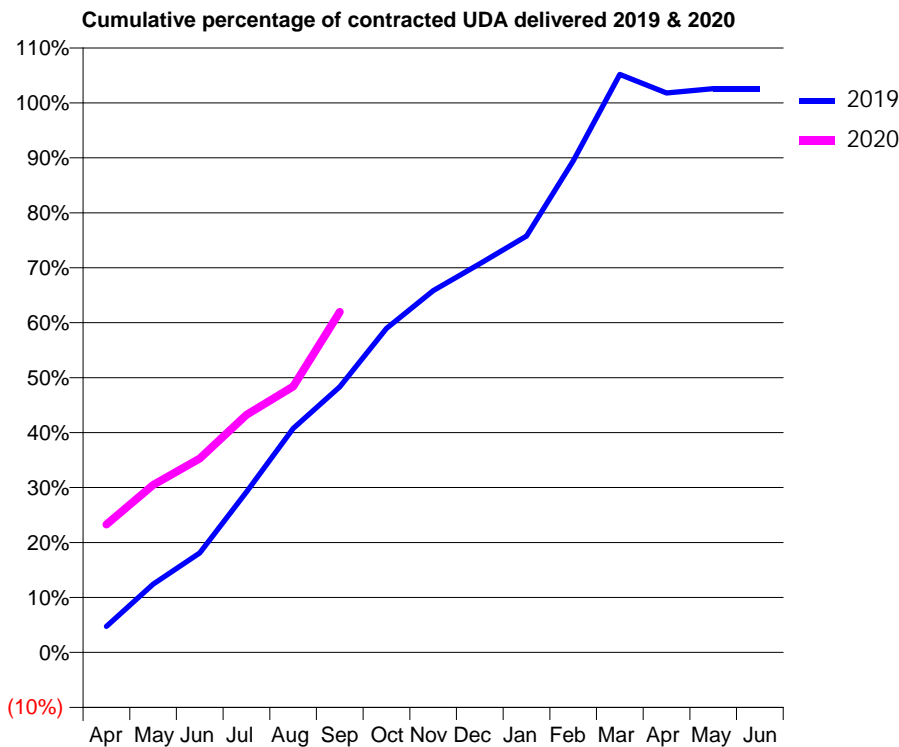
19/20 Contracted general activity (UDA)	1,500
Carry forward general activity (UDA)	-30
19/20 Contracted orthodontic activity (UOA)	0
Carry forward orthodontic activity (UOA)	0
Baseline contract value	£33,902.71

ACCESS*

Patients seen in 24 months	Total	Change since previous quarter
Quarter ending September 2018	600	
Quarter ending December 2018	607	→
Quarter ending March 2019	620	↑
Quarter ending June 2019	628	→
Quarter ending September 2019	649	↑
Variance since September 2018	8.2%	↑



ACTIVITY



Month	2019	2020
April	71	349
May	186	457
June	271	529
July	438	649
August	611	726
September	725	929
October	884	
November	987	
December	1,061	
January	1,137	
February	1,342	
March	1,578	
April	1,527	
May	1,539	
June	1,539	

QUALITY

	Quantity	Base Number	Contract	AT	Region	England
% of FP17s for the same patient ID Re-attending within 3 months - Children	22	366	6.0%	11.2%	10.8%	11.5%
% of FP17s for the same patient ID Re-attending within 3 months - Adults	14	81	17.3%	14.6%	15.2%	15.4%
% of FP17s for the same patient ID Re-attending between 3 & 9 months - Children	220	366	60.1%	59.3%	62.2%	59.7%
% of FP17s for the same patient ID Re-attending between 3 & 9 months - Adults	28	81	34.6%	49.7%	52.9%	51.7%
% of FP17s for Band 1 Urgent Courses	17	457	3.7%	10.0%	9.7%	9.2%
% of FP17s Relating to Free Repair or Replacements	3	457	0.7%	0.6%	0.6%	0.7%
% of FP17s Relating to Continuations	0	457	0.0%	0.5%	0.7%	0.8%
% of Patients satisfied with the dentistry they have received	0	0	N/A	91.6%	93.6%	93.5%
% of Patients satisfied with the time they had to wait for an appointment	0	0	N/A	83.7%	86.3%	87.4%

* This is based on patients treated on this contract for their most recent course of treatment. Figures in italics indicate the base number of FP17s or Patient Questionnaire responses are less than 100. N/A is shown where the base number of responses is less than 10 during the period. % is calculated as Quantity/Base number*100

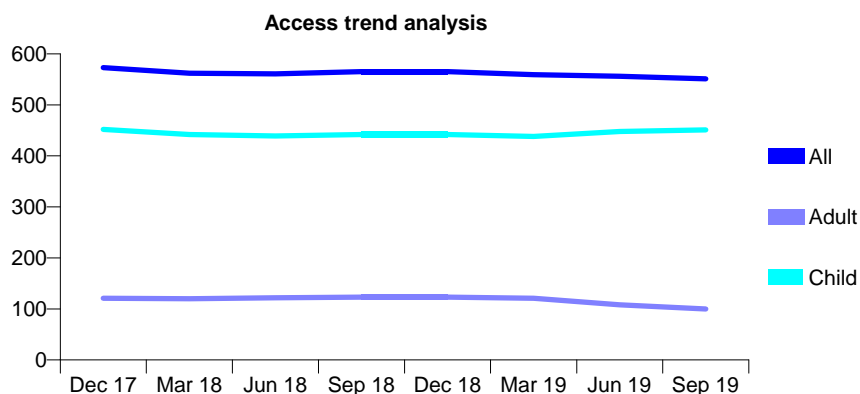
Q69 - Vital Signs At a Glance Contract Report for 302201/0002 - September 2019

Name or company name	Noel Douglas Hatton and Andrew D McDon
Contract type name	GDS Contract
Purpose of contract	General
Contract start date	17/06/2013
Contract end date	

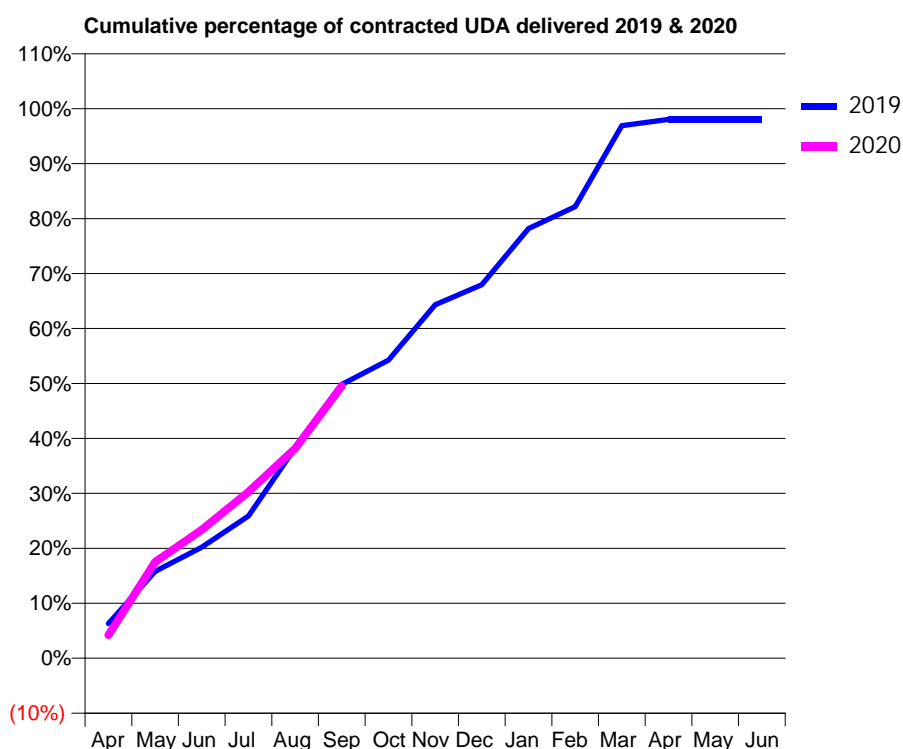
19/20 Contracted general activity (UDA)	1,233
Carry forward general activity (UDA)	24
19/20 Contracted orthodontic activity (UOA)	0
Carry forward orthodontic activity (UOA)	0
Baseline contract value	£28,388.17

ACCESS*

Patients seen in 24 months	Total	Change since previous quarter
Quarter ending September 2018	565	
Quarter ending December 2018	565	→
Quarter ending March 2019	559	↓
Quarter ending June 2019	556	→
Quarter ending September 2019	551	→
Variance since September 2018	(2.5%)	↓



ACTIVITY



Month	2019	2020
April	78	52
May	195	216
June	249	288
July	319	373
August	472	470
September	614	611
October	669	
November	793	
December	838	
January	964	
February	1,013	
March	1,195	
April	1,209	
May	1,209	
June	1,209	

QUALITY

	Quantity	Base Number	Contract	AT	Region	England
% of FP17s for the same patient ID Re-attending within 3 months - Children	42	431	9.7%	11.2%	10.8%	11.5%
% of FP17s for the same patient ID Re-attending within 3 months - Adults	4	35	11.4%	14.6%	15.2%	15.4%
% of FP17s for the same patient ID Re-attending between 3 & 9 months - Children	266	431	61.7%	59.3%	62.2%	59.7%
% of FP17s for the same patient ID Re-attending between 3 & 9 months - Adults	24	35	68.6%	49.7%	52.9%	51.7%
% of FP17s for Band 1 Urgent Courses	3	440	0.7%	10.0%	9.7%	9.2%
% of FP17s Relating to Free Repair or Replacements	0	440	0.0%	0.6%	0.6%	0.7%
% of FP17s Relating to Continuations	0	440	0.0%	0.5%	0.7%	0.8%
% of Patients satisfied with the dentistry they have received	0	0	N/A	91.6%	93.6%	93.5%
% of Patients satisfied with the time they had to wait for an appointment	0	0	N/A	83.7%	86.3%	87.4%

* This is based on patients treated on this contract for their most recent course of treatment.

Figures in italics indicate the base number of FP17s or Patient Questionnaire responses are less than 100. N/A is shown where the base number of responses is less than 10 during the period. % is calculated as Quantity/Base number*100

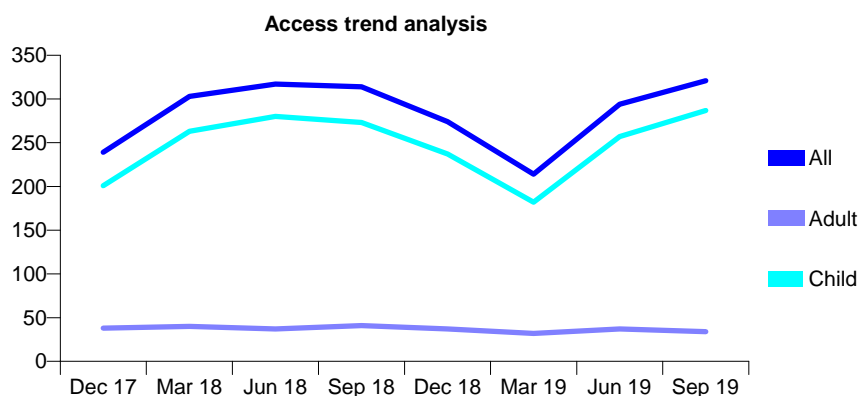
Q69 - Vital Signs At a Glance Contract Report for 308242/0001 - September 2019

Name or company name	Dr Balaji
Contract type name	GDS Contract
Purpose of contract	General
Contract start date	01/04/2006
Contract end date	

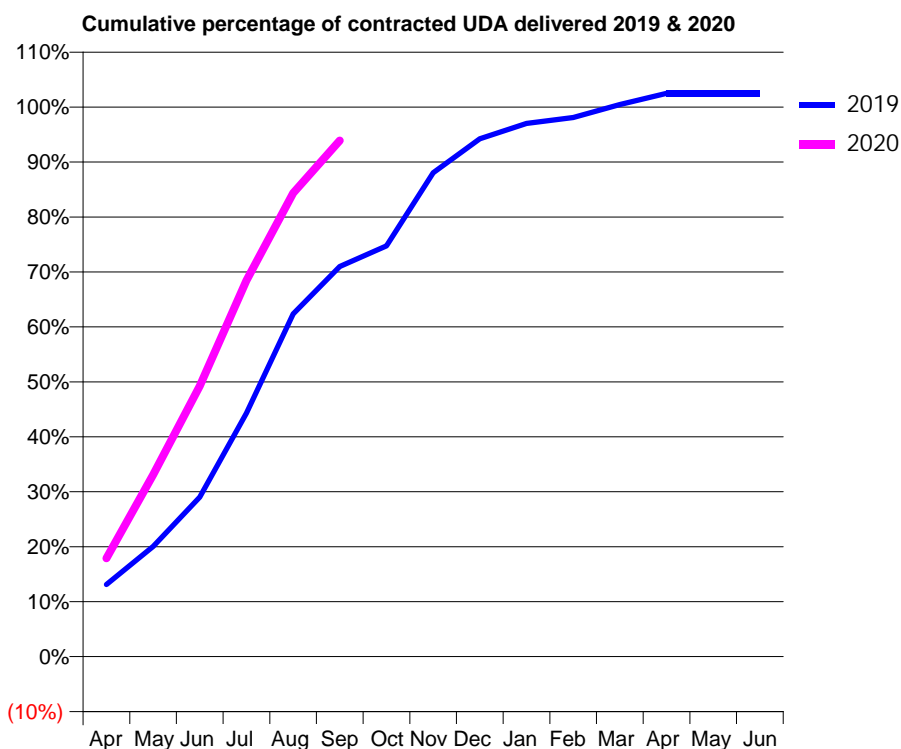
19/20 Contracted general activity (UDA)	360
Carry forward general activity (UDA)	-7
19/20 Contracted orthodontic activity (UOA)	0
Carry forward orthodontic activity (UOA)	0
Baseline contract value	£9,821.13

ACCESS*

Patients seen in 24 months	Total	Change since previous quarter
Quarter ending September 2018	314	
Quarter ending December 2018	274	↓
Quarter ending March 2019	214	↓
Quarter ending June 2019	294	↑
Quarter ending September 2019	321	↑
Variance since September 2018	2.2%	↑



ACTIVITY



Month	Adjusted Scheduled Activity (UDA)	
	2019	2020
April	47	64
May	72	119
June	104	177
July	160	246
August	225	304
September	256	338
October	269	
November	317	
December	339	
January	349	
February	353	
March	362	
April	369	
May	369	
June	369	

QUALITY

	Quantity	Base Number	Contract	AT	Region	England
% of FP17s for the same patient ID Re-attending within 3 months - Children	9	260	3.5%	11.2%	10.8%	11.5%
% of FP17s for the same patient ID Re-attending within 3 months - Adults	0	11	0.0%	14.6%	15.2%	15.4%
% of FP17s for the same patient ID Re-attending between 3 & 9 months - Children	60	260	23.1%	59.3%	62.2%	59.7%
% of FP17s for the same patient ID Re-attending between 3 & 9 months - Adults	1	11	9.1%	49.7%	52.9%	51.7%
% of FP17s for Band 1 Urgent Courses	10	264	3.8%	10.0%	9.7%	9.2%
% of FP17s Relating to Free Repair or Replacements	0	264	0.0%	0.6%	0.6%	0.7%
% of FP17s Relating to Continuations	0	264	0.0%	0.5%	0.7%	0.8%
% of Patients satisfied with the dentistry they have received	0	0	N/A	91.6%	93.6%	93.5%
% of Patients satisfied with the time they had to wait for an appointment	0	0	N/A	83.7%	86.3%	87.4%

* This is based on patients treated on this contract for their most recent course of treatment. Figures in italics indicate the base number of FP17s or Patient Questionnaire responses are less than 100. N/A is shown where the base number of responses is less than 10 during the period. % is calculated as Quantity/Base number*100

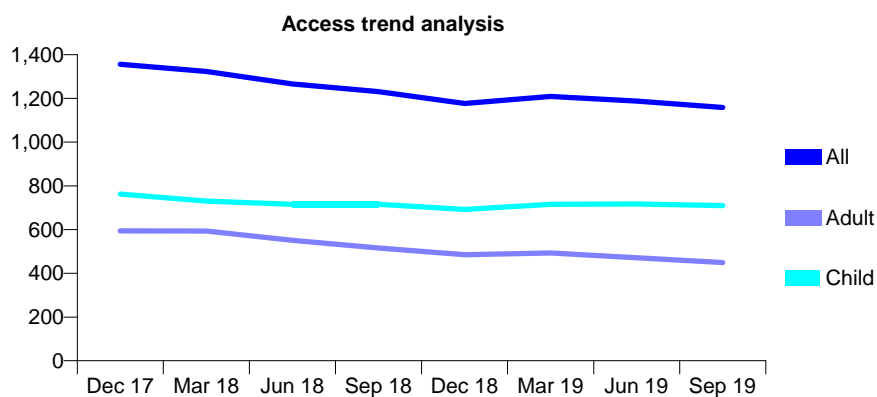
Q69 - Vital Signs At a Glance Contract Report for 318833/0001 - September 2019

Name or company name	JS and NS Roopra
Contract type name	GDS Contract
Purpose of contract	General
Contract start date	01/04/2006
Contract end date	

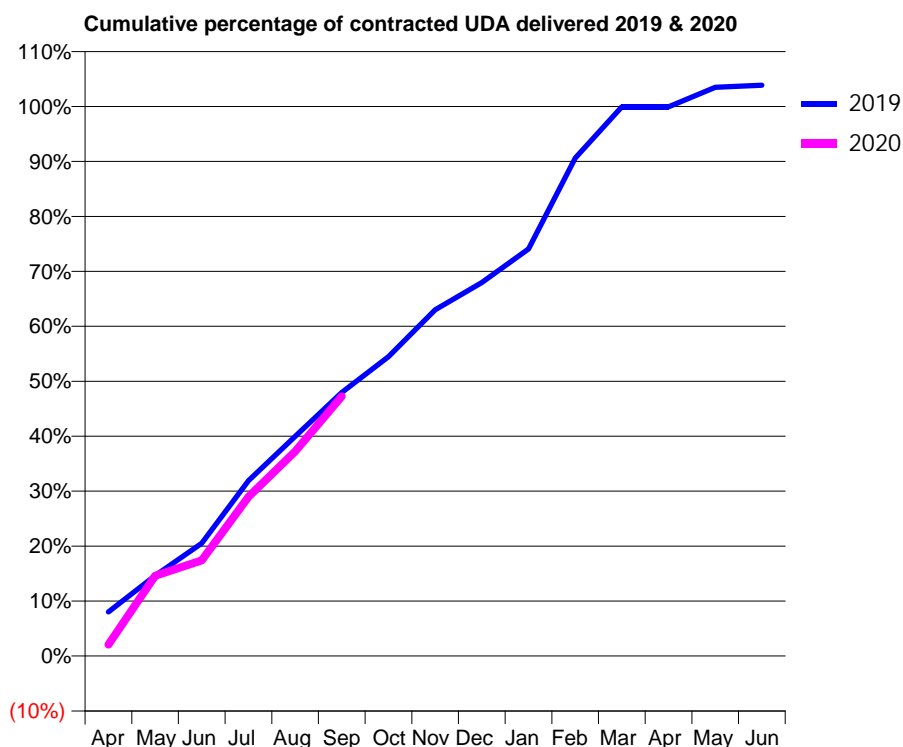
19/20 Contracted general activity (UDA)	2,969
Carry forward general activity (UDA)	-62
19/20 Contracted orthodontic activity (UOA)	0
Carry forward orthodontic activity (UOA)	0
Baseline contract value	£58,213.70

ACCESS*

Patients seen in 24 months	Total	Change since previous quarter
Quarter ending September 2018	1,231	
Quarter ending December 2018	1,177	↓
Quarter ending March 2019	1,209	↑
Quarter ending June 2019	1,188	↓
Quarter ending September 2019	1,159	↓
Variance since September 2018	(5.8%)	↓



ACTIVITY



Month	Adjusted Scheduled Activity (UDA)	
	2019	2020
April	250	62
May	456	433
June	639	517
July	994	860
August	1,246	1,105
September	1,495	1,403
October	1,698	
November	1,964	
December	2,118	
January	2,309	
February	2,824	
March	3,114	
April	3,114	
May	3,226	
June	3,238	

QUALITY

	Quantity	Base Number	Contract	AT	Region	England
% of FP17s for the same patient ID Re-attending within 3 months - Children	34	502	6.8%	11.2%	10.8%	11.5%
% of FP17s for the same patient ID Re-attending within 3 months - Adults	18	222	8.1%	14.6%	15.2%	15.4%
% of FP17s for the same patient ID Re-attending between 3 & 9 months - Children	298	502	59.4%	59.3%	62.2%	59.7%
% of FP17s for the same patient ID Re-attending between 3 & 9 months - Adults	116	222	52.3%	49.7%	52.9%	51.7%
% of FP17s for Band 1 Urgent Courses	37	682	5.4%	10.0%	9.7%	9.2%
% of FP17s Relating to Free Repair or Replacements	1	682	0.1%	0.6%	0.6%	0.7%
% of FP17s Relating to Continuations	3	682	0.4%	0.5%	0.7%	0.8%
% of Patients satisfied with the dentistry they have received	0	1	N/A	91.6%	93.6%	93.5%
% of Patients satisfied with the time they had to wait for an appointment	0	1	N/A	83.7%	86.3%	87.4%

* This is based on patients treated on this contract for their most recent course of treatment. Figures in italics indicate the base number of FP17s or Patient Questionnaire responses are less than 100. N/A is shown where the base number of responses is less than 10 during the period. % is calculated as Quantity/Base number*100

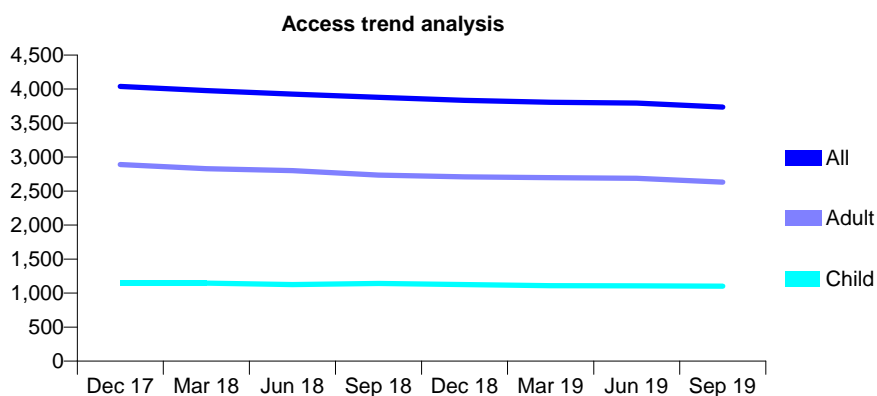
Q69 - Vital Signs At a Glance Contract Report for 318922/0001 - September 2019

Name or company name	Nicholas Harrison & Caitlin Devlin
Contract type name	GDS Contract
Purpose of contract	General
Contract start date	01/04/2006
Contract end date	

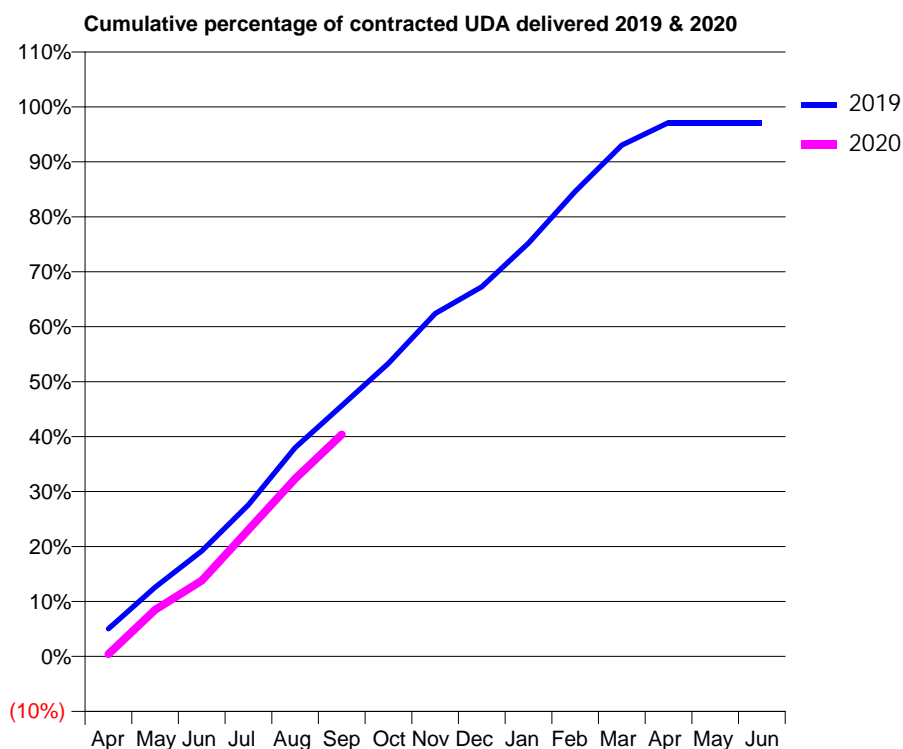
19/20 Contracted general activity (UDA)	10,982
Carry forward general activity (UDA)	322
19/20 Contracted orthodontic activity (UOA)	0
Carry forward orthodontic activity (UOA)	0
Baseline contract value	£267,781.02

ACCESS*

Patients seen in 24 months	Total	Change since previous quarter
Quarter ending September 2018	3,879	
Quarter ending December 2018	3,834	↓
Quarter ending March 2019	3,807	→
Quarter ending June 2019	3,793	→
Quarter ending September 2019	3,736	↓
Variance since September 2018	(3.7%)	↓



ACTIVITY



Month	2019	2020
April	564	46
May	1,411	933
June	2,150	1,514
July	3,093	2,530
August	4,255	3,551
September	5,108	4,433
October	5,974	
November	6,990	
December	7,532	
January	8,425	
February	9,477	
March	10,419	
April	10,878	
May	10,879	
June	10,879	

QUALITY

	Quantity	Base Number	Contract	AT	Region	England
% of FP17s for the same patient ID Re-attending within 3 months - Children	52	925	5.6%	11.2%	10.8%	11.5%
% of FP17s for the same patient ID Re-attending within 3 months - Adults	270	2,062	13.1%	14.6%	15.2%	15.4%
% of FP17s for the same patient ID Re-attending between 3 & 9 months - Children	664	925	71.8%	59.3%	62.2%	59.7%
% of FP17s for the same patient ID Re-attending between 3 & 9 months - Adults	1,476	2,062	71.6%	49.7%	52.9%	51.7%
% of FP17s for Band 1 Urgent Courses	121	2,776	4.4%	10.0%	9.7%	9.2%
% of FP17s Relating to Free Repair or Replacements	9	2,776	0.3%	0.6%	0.6%	0.7%
% of FP17s Relating to Continuations	8	2,776	0.3%	0.5%	0.7%	0.8%
% of Patients satisfied with the dentistry they have received	2	2	N/A	91.6%	93.6%	93.5%
% of Patients satisfied with the time they had to wait for an appointment	2	2	N/A	83.7%	86.3%	87.4%

* This is based on patients treated on this contract for their most recent course of treatment. Figures in italics indicate the base number of FP17s or Patient Questionnaire responses are less than 100. N/A is shown where the base number of responses is less than 10 during the period. % is calculated as Quantity/Base number*100

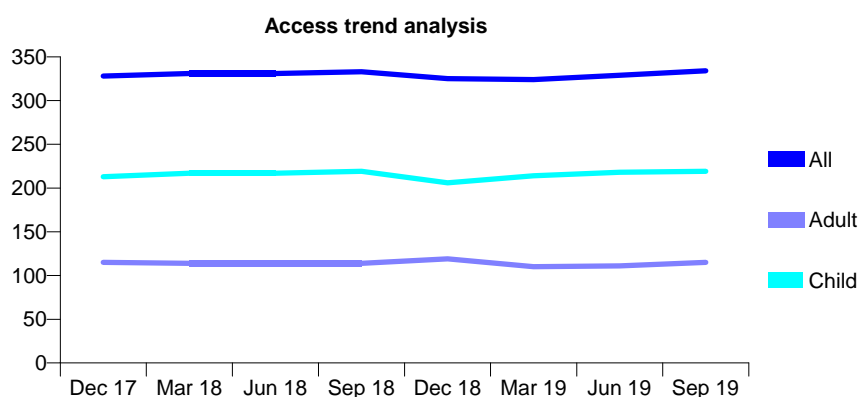
Q69 - Vital Signs At a Glance Contract Report for 322261/0001 - September 2019

Name or company name	MR BS COUSINS
Contract type name	GDS Contract
Purpose of contract	General
Contract start date	01/04/2006
Contract end date	

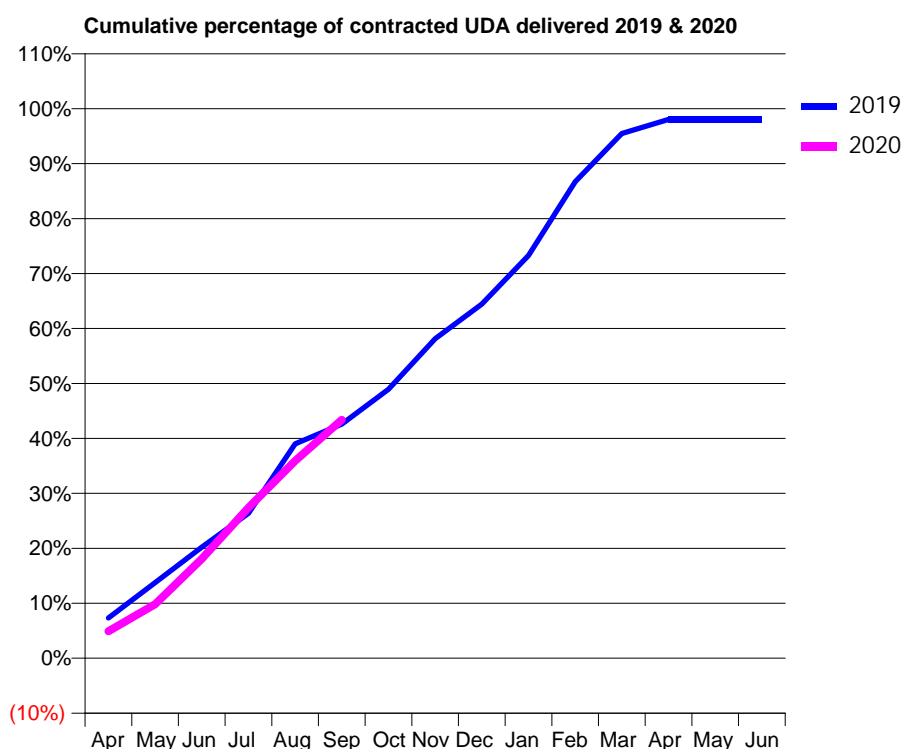
19/20 Contracted general activity (UDA)	984
Carry forward general activity (UDA)	19
19/20 Contracted orthodontic activity (UOA)	0
Carry forward orthodontic activity (UOA)	0
Baseline contract value	£25,001.60

ACCESS*

Patients seen in 24 months	Total	Change since previous quarter
Quarter ending September 2018	333	
Quarter ending December 2018	325	↓
Quarter ending March 2019	324	→
Quarter ending June 2019	329	→
Quarter ending September 2019	334	→
Variance since September 2018	0.3%	→



ACTIVITY



Month	2019	2020
April	72	48
May	136	97
June	199	178
July	259	269
August	384	354
September	419	427
October	482	
November	572	
December	634	
January	721	
February	853	
March	940	
April	965	
May	965	
June	965	

QUALITY

	Quantity	Base Number	Contract	AT	Region	England
% of FP17s for the same patient ID Re-attending within 3 months - Children	23	196	11.7%	11.2%	10.8%	11.5%
% of FP17s for the same patient ID Re-attending within 3 months - Adults	8	68	11.8%	14.6%	15.2%	15.4%
% of FP17s for the same patient ID Re-attending between 3 & 9 months - Children	138	196	70.4%	59.3%	62.2%	59.7%
% of FP17s for the same patient ID Re-attending between 3 & 9 months - Adults	41	68	60.3%	49.7%	52.9%	51.7%
% of FP17s for Band 1 Urgent Courses	9	252	3.6%	10.0%	9.7%	9.2%
% of FP17s Relating to Free Repair or Replacements	0	252	0.0%	0.6%	0.6%	0.7%
% of FP17s Relating to Continuations	0	252	0.0%	0.5%	0.7%	0.8%
% of Patients satisfied with the dentistry they have received	0	0	N/A	91.6%	93.6%	93.5%
% of Patients satisfied with the time they had to wait for an appointment	0	0	N/A	83.7%	86.3%	87.4%

* This is based on patients treated on this contract for their most recent course of treatment.

Figures in italics indicate the base number of FP17s or Patient Questionnaire responses are less than 100. N/A is shown where the base number of responses is less than 10 during the period. % is calculated as Quantity/Base number*100

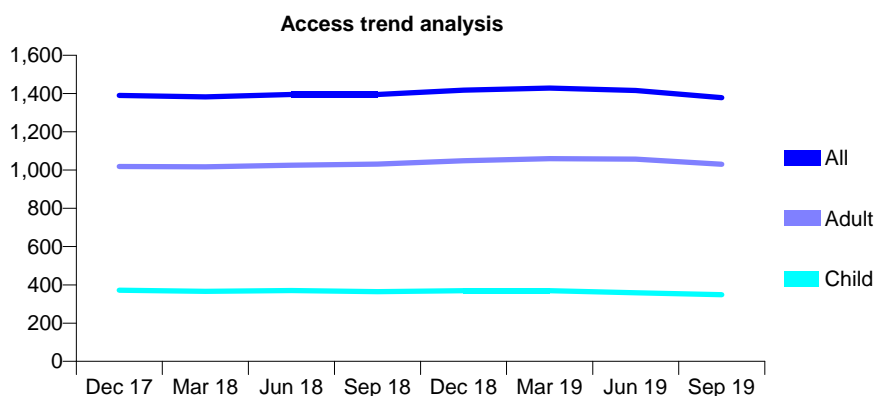
Q69 - Vital Signs At a Glance Contract Report for 323977/0001 - September 2019

Name or company name	MR JR WHITLOCK
Contract type name	GDS Contract
Purpose of contract	General
Contract start date	01/04/2006
Contract end date	

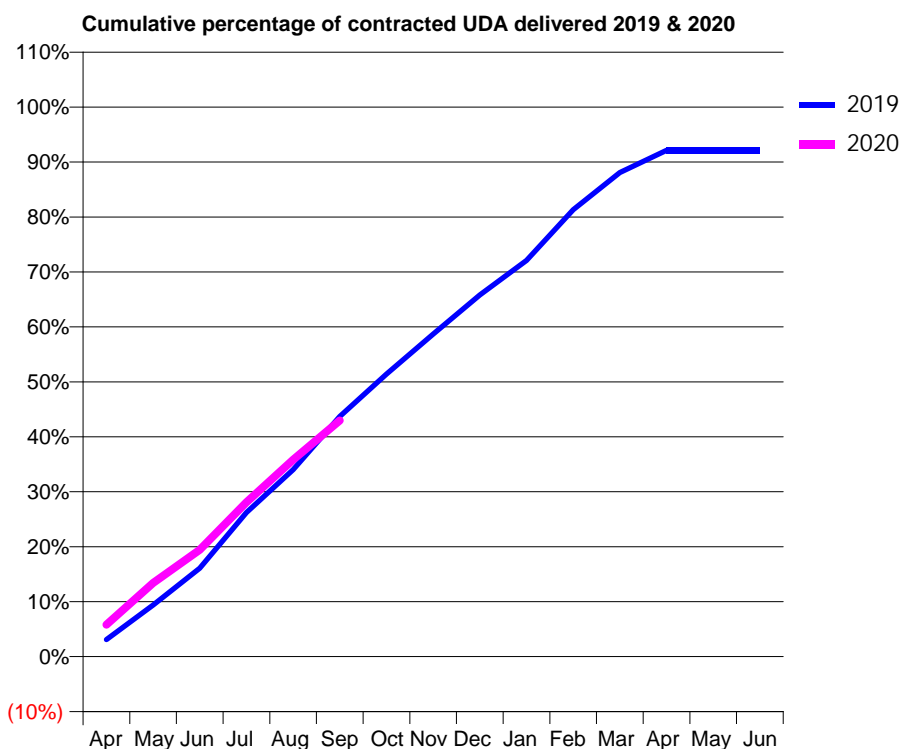
19/20 Contracted general activity (UDA)	4,200
Carry forward general activity (UDA)	0
19/20 Contracted orthodontic activity (UOA)	0
Carry forward orthodontic activity (UOA)	0
Baseline contract value	£107,603.55

ACCESS*

Patients seen in 24 months	Total	Change since previous quarter
Quarter ending September 2018	1,395	
Quarter ending December 2018	1,418	→
Quarter ending March 2019	1,428	→
Quarter ending June 2019	1,416	→
Quarter ending September 2019	1,378	↓
Variance since September 2018	(1.2%)	↓



ACTIVITY



Month	Adjusted Scheduled Activity (UDA)	
	2019	2020
April	130	244
May	395	563
June	676	817
July	1,102	1,180
August	1,430	1,505
September	1,835	1,805
October	2,160	
November	2,465	
December	2,764	
January	3,028	
February	3,415	
March	3,699	
April	3,869	
May	3,869	
June	3,869	

QUALITY

	Quantity	Base Number	Contract	AT	Region	England
% of FP17s for the same patient ID Re-attending within 3 months - Children	27	330	8.2%	11.2%	10.8%	11.5%
% of FP17s for the same patient ID Re-attending within 3 months - Adults	129	944	13.7%	14.6%	15.2%	15.4%
% of FP17s for the same patient ID Re-attending between 3 & 9 months - Children	251	330	76.1%	59.3%	62.2%	59.7%
% of FP17s for the same patient ID Re-attending between 3 & 9 months - Adults	679	944	71.9%	49.7%	52.9%	51.7%
% of FP17s for Band 1 Urgent Courses	83	1,167	7.1%	10.0%	9.7%	9.2%
% of FP17s Relating to Free Repair or Replacements	0	1,167	0.0%	0.6%	0.6%	0.7%
% of FP17s Relating to Continuations	0	1,167	0.0%	0.5%	0.7%	0.8%
% of Patients satisfied with the dentistry they have received	1	1	N/A	91.6%	93.6%	93.5%
% of Patients satisfied with the time they had to wait for an appointment	1	1	N/A	83.7%	86.3%	87.4%

* This is based on patients treated on this contract for their most recent course of treatment. Figures in italics indicate the base number of FP17s or Patient Questionnaire responses are less than 100. N/A is shown where the base number of responses is less than 10 during the period. % is calculated as Quantity/Base number*100

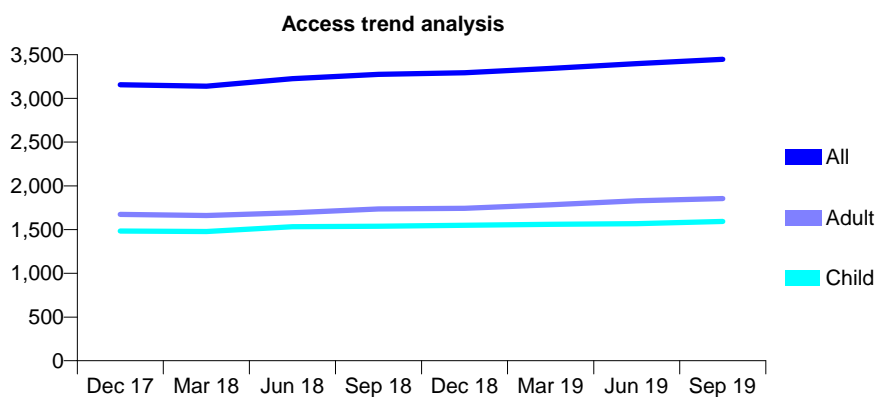
Q69 - Vital Signs At a Glance Contract Report for 326240/0001 - September 2019

Name or company name	MR NS SEHRA
Contract type name	GDS Contract
Purpose of contract	General
Contract start date	01/04/2006
Contract end date	

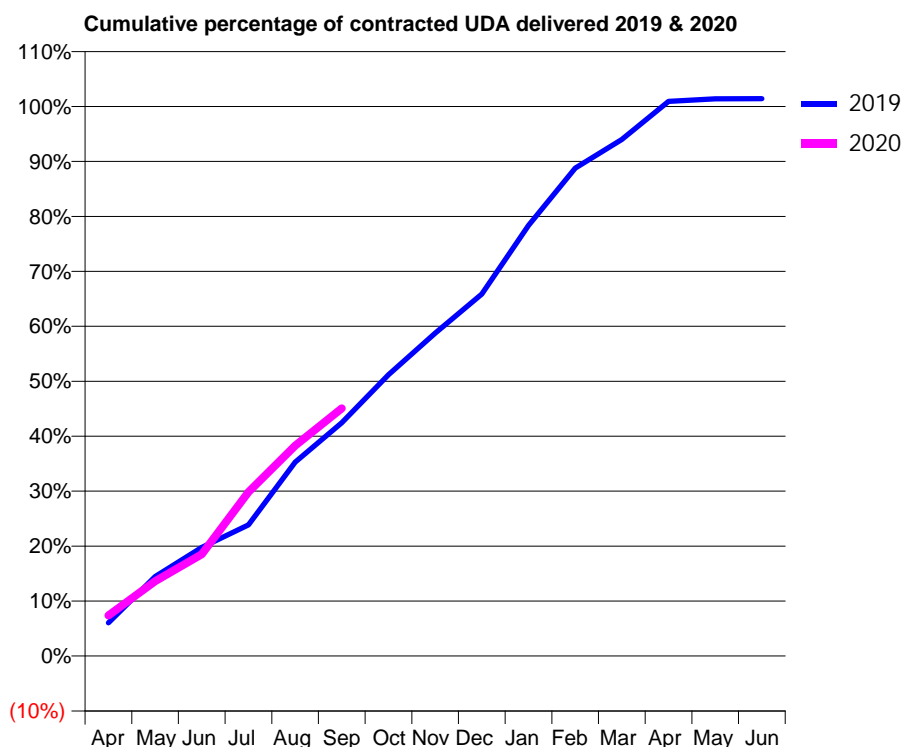
19/20 Contracted general activity (UDA)	11,428
Carry forward general activity (UDA)	-180
19/20 Contracted orthodontic activity (UOA)	0
Carry forward orthodontic activity (UOA)	0
Baseline contract value	£394,720.44

ACCESS*

Patients seen in 24 months	Total	Change since previous quarter
Quarter ending September 2018	3,275	
Quarter ending December 2018	3,293	→
Quarter ending March 2019	3,342	→
Quarter ending June 2019	3,397	→
Quarter ending September 2019	3,448	→
Variance since September 2018	5.3%	↑



ACTIVITY



Month	Adjusted Scheduled Activity (UDA)	
	2019	2020
April	760	844
May	1,818	1,558
June	2,486	2,113
July	3,001	3,409
August	4,434	4,376
September	5,338	5,152
October	6,434	
November	7,387	
December	8,276	
January	9,847	
February	11,161	
March	11,816	
April	12,685	
May	12,747	
June	12,751	

QUALITY

	Quantity	Base Number	Contract	AT	Region	England
% of FP17s for the same patient ID Re-attending within 3 months - Children	102	1,502	6.8%	11.2%	10.8%	11.5%
% of FP17s for the same patient ID Re-attending within 3 months - Adults	189	1,145	16.5%	14.6%	15.2%	15.4%
% of FP17s for the same patient ID Re-attending between 3 & 9 months - Children	1,010	1,502	67.2%	59.3%	62.2%	59.7%
% of FP17s for the same patient ID Re-attending between 3 & 9 months - Adults	468	1,145	40.9%	49.7%	52.9%	51.7%
% of FP17s for Band 1 Urgent Courses	398	2,272	17.5%	10.0%	9.7%	9.2%
% of FP17s Relating to Free Repair or Replacements	2	2,272	0.1%	0.6%	0.6%	0.7%
% of FP17s Relating to Continuations	0	2,272	0.0%	0.5%	0.7%	0.8%
% of Patients satisfied with the dentistry they have received	2	2	N/A	91.6%	93.6%	93.5%
% of Patients satisfied with the time they had to wait for an appointment	1	2	N/A	83.7%	86.3%	87.4%

* This is based on patients treated on this contract for their most recent course of treatment. Figures in italics indicate the base number of FP17s or Patient Questionnaire responses are less than 100. N/A is shown where the base number of responses is less than 10 during the period. % is calculated as Quantity/Base number*100

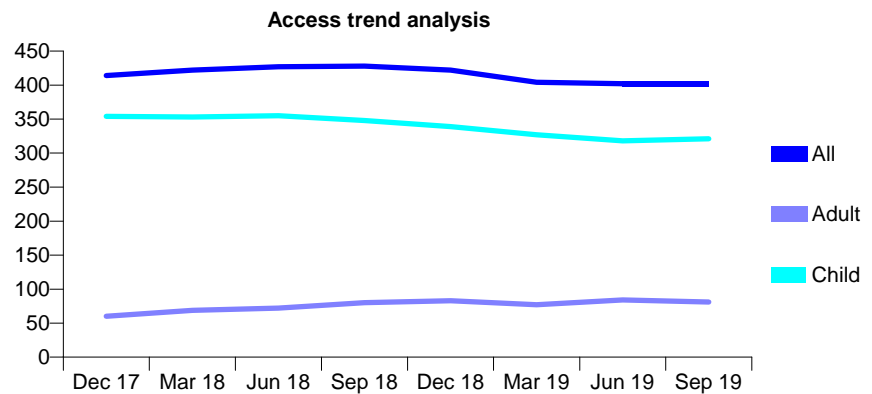
Q69 - Vital Signs At a Glance Contract Report for 327387/0001 - September 2019

Name or company name	Pond House Dental Partnership
Contract type name	GDS Contract
Purpose of contract	General
Contract start date	01/04/2006
Contract end date	

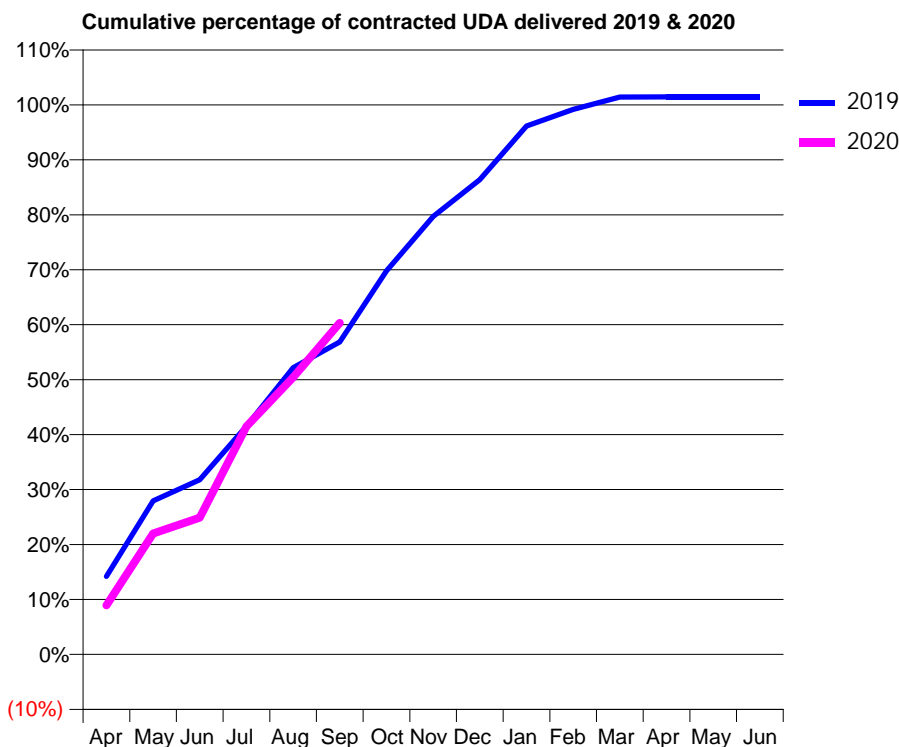
19/20 Contracted general activity (UDA)	728
Carry forward general activity (UDA)	-10
19/20 Contracted orthodontic activity (UOA)	0
Carry forward orthodontic activity (UOA)	0
Baseline contract value	£14,302.08

ACCESS*

Patients seen in 24 months	Total	Change since previous quarter
Quarter ending September 2018	428	
Quarter ending December 2018	422	↓
Quarter ending March 2019	404	↓
Quarter ending June 2019	402	→
Quarter ending September 2019	402	→
Variance since September 2018	(6.1%)	↓



ACTIVITY



Month	Adjusted Scheduled Activity (UDA)	
	2019	2020
April	103	65
May	203	160
June	231	181
July	303	302
August	380	367
September	414	439
October	508	
November	580	
December	629	
January	700	
February	722	
March	738	
April	739	
May	739	
June	739	

QUALITY

	Quantity	Base Number	Contract	AT	Region	England
% of FP17s for the same patient ID Re-attending within 3 months - Children	14	270	5.2%	11.2%	10.8%	11.5%
% of FP17s for the same patient ID Re-attending within 3 months - Adults	0	26	0.0%	14.6%	15.2%	15.4%
% of FP17s for the same patient ID Re-attending between 3 & 9 months - Children	135	270	50.0%	59.3%	62.2%	59.7%
% of FP17s for the same patient ID Re-attending between 3 & 9 months - Adults	13	26	50.0%	49.7%	52.9%	51.7%
% of FP17s for Band 1 Urgent Courses	6	294	2.0%	10.0%	9.7%	9.2%
% of FP17s Relating to Free Repair or Replacements	0	294	0.0%	0.6%	0.6%	0.7%
% of FP17s Relating to Continuations	0	294	0.0%	0.5%	0.7%	0.8%
% of Patients satisfied with the dentistry they have received	0	0	N/A	91.6%	93.6%	93.5%
% of Patients satisfied with the time they had to wait for an appointment	0	0	N/A	83.7%	86.3%	87.4%

* This is based on patients treated on this contract for their most recent course of treatment. Figures in italics indicate the base number of FP17s or Patient Questionnaire responses are less than 100. N/A is shown where the base number of responses is less than 10 during the period. % is calculated as Quantity/Base number*100

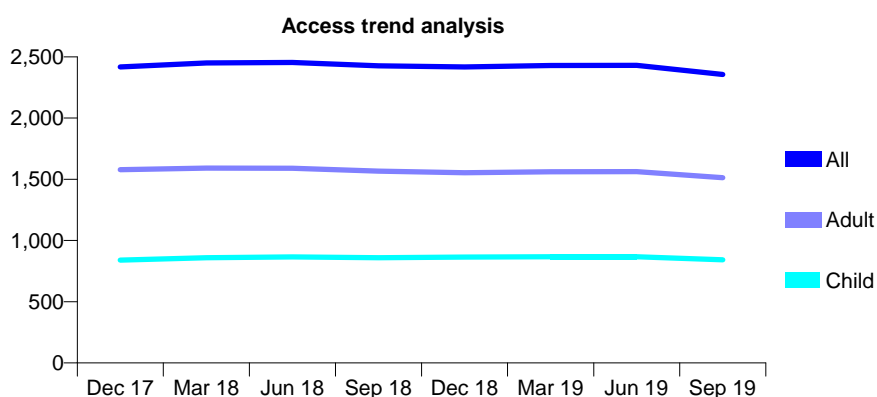
Q69 - Vital Signs At a Glance Contract Report for 332119/0003 - September 2019

Name or company name	SC Dental Studio Ltd
Contract type name	GDS Contract
Purpose of contract	General
Contract start date	24/12/2009
Contract end date	

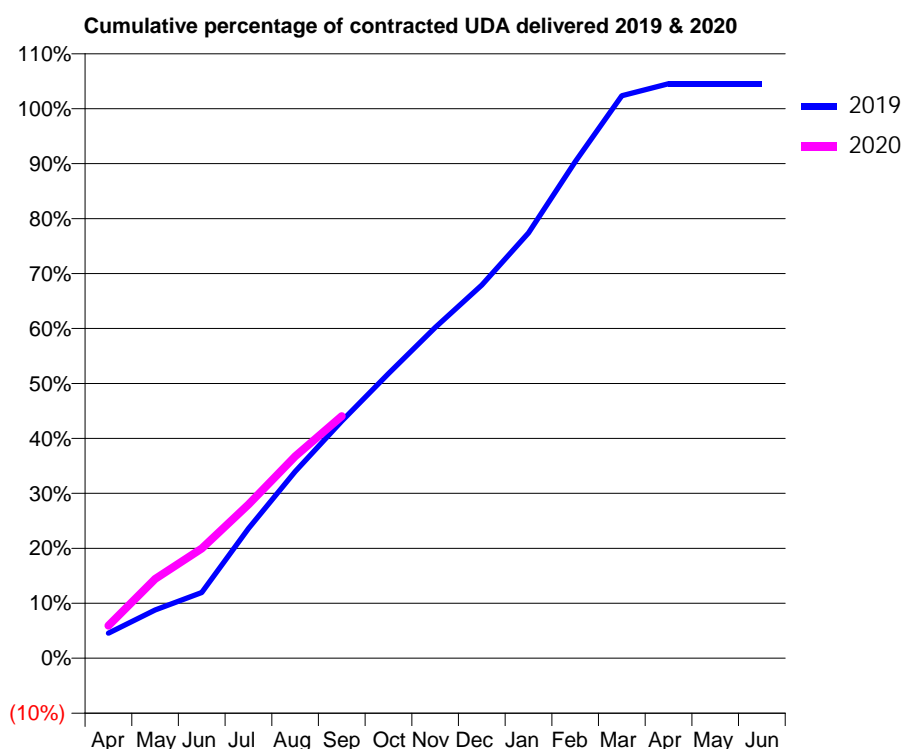
19/20 Contracted general activity (UDA)	3,150
Carry forward general activity (UDA)	-69
19/20 Contracted orthodontic activity (UOA)	0
Carry forward orthodontic activity (UOA)	0
Baseline contract value	£95,018.76

ACCESS*

Patients seen in 24 months	Total	Change since previous quarter
Quarter ending September 2018	2,426	
Quarter ending December 2018	2,418	→
Quarter ending March 2019	2,430	→
Quarter ending June 2019	2,431	→
Quarter ending September 2019	2,357	↓
Variance since September 2018	(2.8%)	↓



ACTIVITY



Month	2019	2020
April	158	187
May	304	454
June	414	628
July	818	881
August	1,178	1,157
September	1,495	1,388
October	1,795	
November	2,085	
December	2,353	
January	2,682	
February	3,131	
March	3,546	
April	3,622	
May	3,622	
June	3,622	

QUALITY

	Quantity	Base Number	Contract	AT	Region	England
% of FP17s for the same patient ID Re-attending within 3 months - Children	65	517	12.6%	11.2%	10.8%	11.5%
% of FP17s for the same patient ID Re-attending within 3 months - Adults	108	657	16.4%	14.6%	15.2%	15.4%
% of FP17s for the same patient ID Re-attending between 3 & 9 months - Children	260	517	50.3%	59.3%	62.2%	59.7%
% of FP17s for the same patient ID Re-attending between 3 & 9 months - Adults	188	657	28.6%	49.7%	52.9%	51.7%
% of FP17s for Band 1 Urgent Courses	104	503	20.7%	10.0%	9.7%	9.2%
% of FP17s Relating to Free Repair or Replacements	0	503	0.0%	0.6%	0.6%	0.7%
% of FP17s Relating to Continuations	12	503	2.4%	0.5%	0.7%	0.8%
% of Patients satisfied with the dentistry they have received	0	0	N/A	91.6%	93.6%	93.5%
% of Patients satisfied with the time they had to wait for an appointment	0	0	N/A	83.7%	86.3%	87.4%

* This is based on patients treated on this contract for their most recent course of treatment. Figures in italics indicate the base number of FP17s or Patient Questionnaire responses are less than 100. N/A is shown where the base number of responses is less than 10 during the period. % is calculated as Quantity/Base number*100

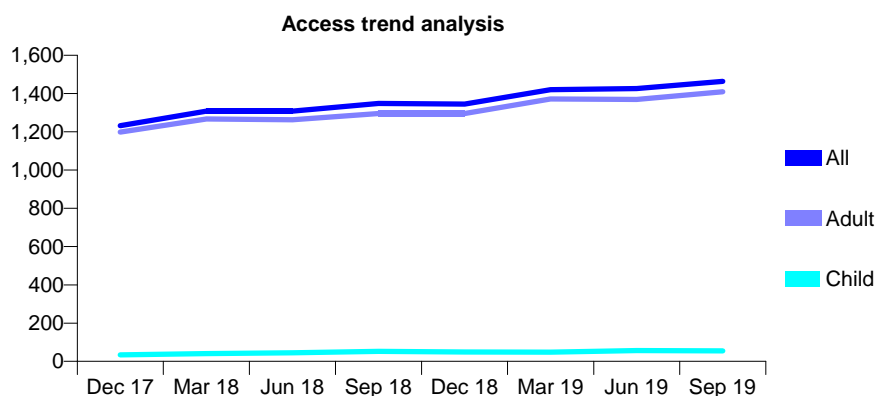
Q69 - Vital Signs At a Glance Contract Report for 332119/0005 - September 2019

Name or company name	SC Dental Studio Ltd
Contract type name	GDS Contract
Purpose of contract	General
Contract start date	01/04/2013
Contract end date	

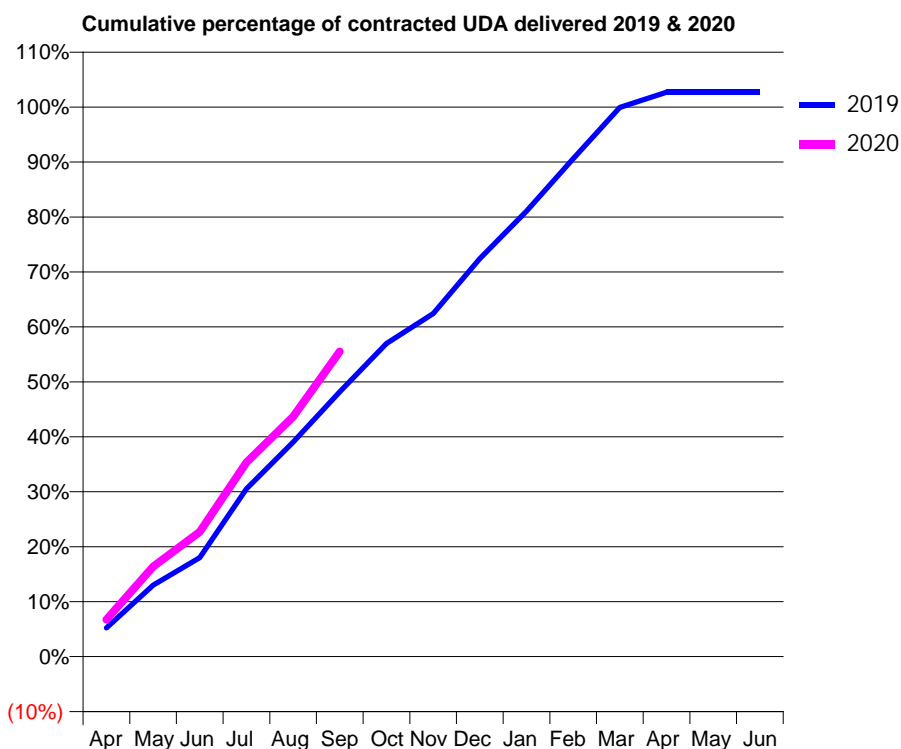
19/20 Contracted general activity (UDA)	5,175
Carry forward general activity (UDA)	-113
19/20 Contracted orthodontic activity (UOA)	0
Carry forward orthodontic activity (UOA)	0
Baseline contract value	£273,291.36

ACCESS*

Patients seen in 24 months	Total	Change since previous quarter
Quarter ending September 2018	1,348	
Quarter ending December 2018	1,345	→
Quarter ending March 2019	1,420	↑
Quarter ending June 2019	1,426	→
Quarter ending September 2019	1,464	↑
Variance since September 2018	8.6%	↑



ACTIVITY



Month	Adjusted Scheduled Activity (UDA)	
	2019	2020
April	298	348
May	740	848
June	1,026	1,175
July	1,738	1,829
August	2,222	2,260
September	2,743	2,874
October	3,245	
November	3,554	
December	4,122	
January	4,615	
February	5,158	
March	5,689	
April	5,846	
May	5,845	
June	5,845	

QUALITY

	Quantity	Base Number	Contract	AT	Region	England
% of FP17s for the same patient ID Re-attending within 3 months - Children	0	42	0.0%	11.2%	10.8%	11.5%
% of FP17s for the same patient ID Re-attending within 3 months - Adults	9	657	1.4%	14.6%	15.2%	15.4%
% of FP17s for the same patient ID Re-attending between 3 & 9 months - Children	0	42	0.0%	59.3%	62.2%	59.7%
% of FP17s for the same patient ID Re-attending between 3 & 9 months - Adults	30	657	4.6%	49.7%	52.9%	51.7%
% of FP17s for Band 1 Urgent Courses	0	652	0.0%	10.0%	9.7%	9.2%
% of FP17s Relating to Free Repair or Replacements	0	652	0.0%	0.6%	0.6%	0.7%
% of FP17s Relating to Continuations	2	652	0.3%	0.5%	0.7%	0.8%
% of Patients satisfied with the dentistry they have received	0	0	N/A	91.6%	93.6%	93.5%
% of Patients satisfied with the time they had to wait for an appointment	0	0	N/A	83.7%	86.3%	87.4%

* This is based on patients treated on this contract for their most recent course of treatment. Figures in italics indicate the base number of FP17s or Patient Questionnaire responses are less than 100. N/A is shown where the base number of responses is less than 10 during the period. % is calculated as Quantity/Base number*100

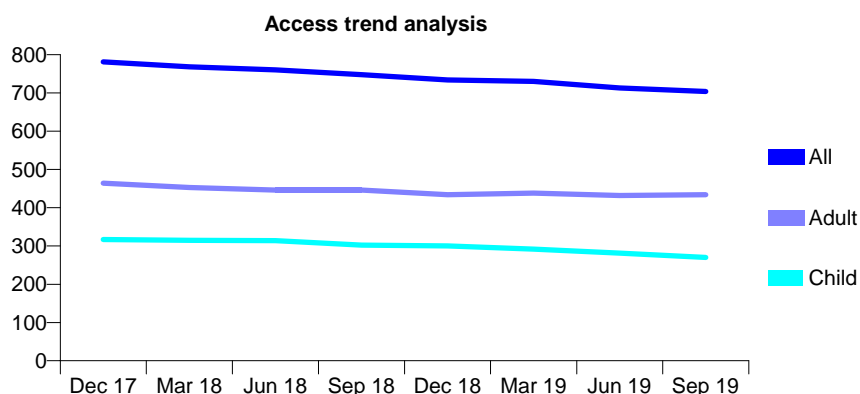
Q69 - Vital Signs At a Glance Contract Report for 334944/0001 - September 2019

Name or company name	MISS NP MCVEIGH
Contract type name	GDS Contract
Purpose of contract	General
Contract start date	01/04/2006
Contract end date	

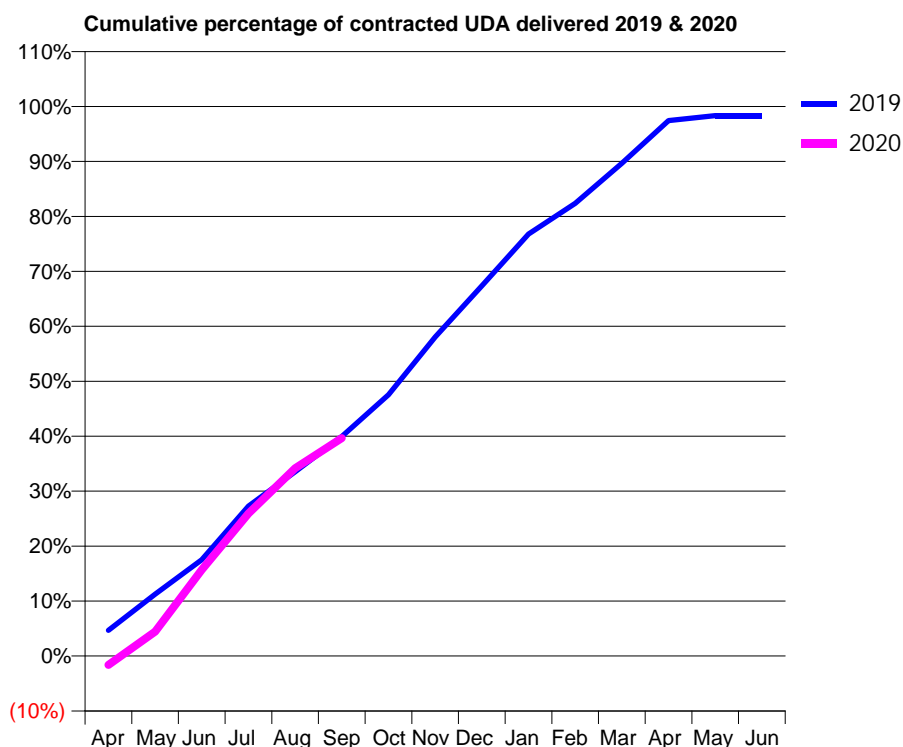
19/20 Contracted general activity (UDA)	1,760
Carry forward general activity (UDA)	29
19/20 Contracted orthodontic activity (UOA)	0
Carry forward orthodontic activity (UOA)	0
Baseline contract value	£44,018.94

ACCESS*

Patients seen in 24 months	Total	Change since previous quarter
Quarter ending September 2018	748	
Quarter ending December 2018	734	↓
Quarter ending March 2019	730	→
Quarter ending June 2019	713	↓
Quarter ending September 2019	704	↓
Variance since September 2018	(5.9%)	↓



ACTIVITY



Month	Adjusted Scheduled Activity (UDA)	
	2019	2020
April	82	-29
May	198	78
June	308	276
July	480	456
August	590	601
September	703	698
October	837	
November	1,022	
December	1,185	
January	1,352	
February	1,450	
March	1,578	
April	1,715	
May	1,731	
June	1,731	

QUALITY

	Quantity	Base Number	Contract	AT	Region	England
% of FP17s for the same patient ID Re-attending within 3 months - Children	3	211	1.4%	11.2%	10.8%	11.5%
% of FP17s for the same patient ID Re-attending within 3 months - Adults	22	350	6.3%	14.6%	15.2%	15.4%
% of FP17s for the same patient ID Re-attending between 3 & 9 months - Children	169	211	80.1%	59.3%	62.2%	59.7%
% of FP17s for the same patient ID Re-attending between 3 & 9 months - Adults	284	350	81.1%	49.7%	52.9%	51.7%
% of FP17s for Band 1 Urgent Courses	6	471	1.3%	10.0%	9.7%	9.2%
% of FP17s Relating to Free Repair or Replacements	0	471	0.0%	0.6%	0.6%	0.7%
% of FP17s Relating to Continuations	0	471	0.0%	0.5%	0.7%	0.8%
% of Patients satisfied with the dentistry they have received	0	0	N/A	91.6%	93.6%	93.5%
% of Patients satisfied with the time they had to wait for an appointment	0	0	N/A	83.7%	86.3%	87.4%

* This is based on patients treated on this contract for their most recent course of treatment. Figures in italics indicate the base number of FP17s or Patient Questionnaire responses are less than 100. N/A is shown where the base number of responses is less than 10 during the period. % is calculated as Quantity/Base number*100

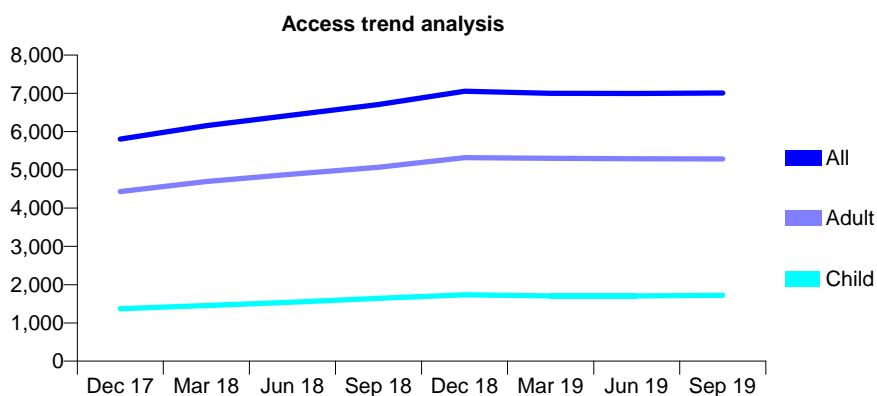
Q69 - Vital Signs At a Glance Contract Report for 335304/0001 - September 2019

Name or company name	Mr L Powell & Ms R Murray
Contract type name	GDS Contract
Purpose of contract	General
Contract start date	01/04/2006
Contract end date	

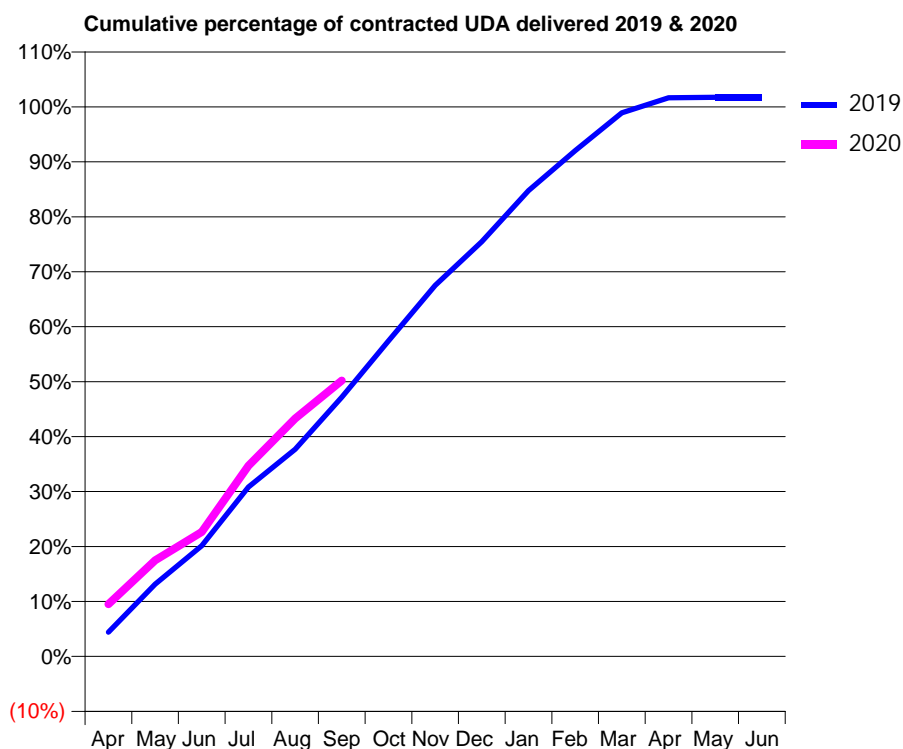
19/20 Contracted general activity (UDA)	17,123
Carry forward general activity (UDA)	-303
19/20 Contracted orthodontic activity (UOA)	0
Carry forward orthodontic activity (UOA)	0
Baseline contract value	£404,761.05

ACCESS*

Patients seen in 24 months	Total	Change since previous quarter
Quarter ending September 2018	6,707	
Quarter ending December 2018	7,052	↑
Quarter ending March 2019	7,003	→
Quarter ending June 2019	6,994	→
Quarter ending September 2019	7,008	→
Variance since September 2018	4.5%	↑



ACTIVITY



Month	2019	2020
April	776	1,632
May	2,301	2,992
June	3,529	3,881
July	5,394	5,939
August	6,595	7,412
September	8,256	8,596
October	10,050	
November	11,817	
December	13,206	
January	14,834	
February	16,107	
March	17,307	
April	17,786	
May	17,804	
June	17,803	

QUALITY

	Quantity	Base Number	Contract	AT	Region	England
% of FP17s for the same patient ID Re-attending within 3 months - Children	82	1,362	6.0%	11.2%	10.8%	11.5%
% of FP17s for the same patient ID Re-attending within 3 months - Adults	645	4,031	16.0%	14.6%	15.2%	15.4%
% of FP17s for the same patient ID Re-attending between 3 & 9 months - Children	949	1,362	69.7%	59.3%	62.2%	59.7%
% of FP17s for the same patient ID Re-attending between 3 & 9 months - Adults	2,246	4,031	55.7%	49.7%	52.9%	51.7%
% of FP17s for Band 1 Urgent Courses	616	5,055	12.2%	10.0%	9.7%	9.2%
% of FP17s Relating to Free Repair or Replacements	43	5,055	0.9%	0.6%	0.6%	0.7%
% of FP17s Relating to Continuations	8	5,055	0.2%	0.5%	0.7%	0.8%
% of Patients satisfied with the dentistry they have received	3	3	N/A	91.6%	93.6%	93.5%
% of Patients satisfied with the time they had to wait for an appointment	2	3	N/A	83.7%	86.3%	87.4%

* This is based on patients treated on this contract for their most recent course of treatment. Figures in italics indicate the base number of FP17s or Patient Questionnaire responses are less than 100. N/A is shown where the base number of responses is less than 10 during the period. % is calculated as Quantity/Base number*100

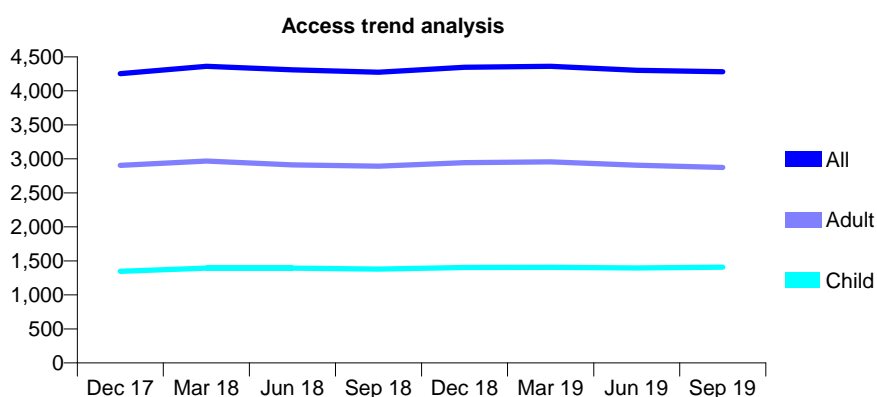
Q69 - Vital Signs At a Glance Contract Report for 336785/0001 - September 2019

Name or company name	MRS KS RADIA
Contract type name	GDS Contract
Purpose of contract	General
Contract start date	01/04/2006
Contract end date	

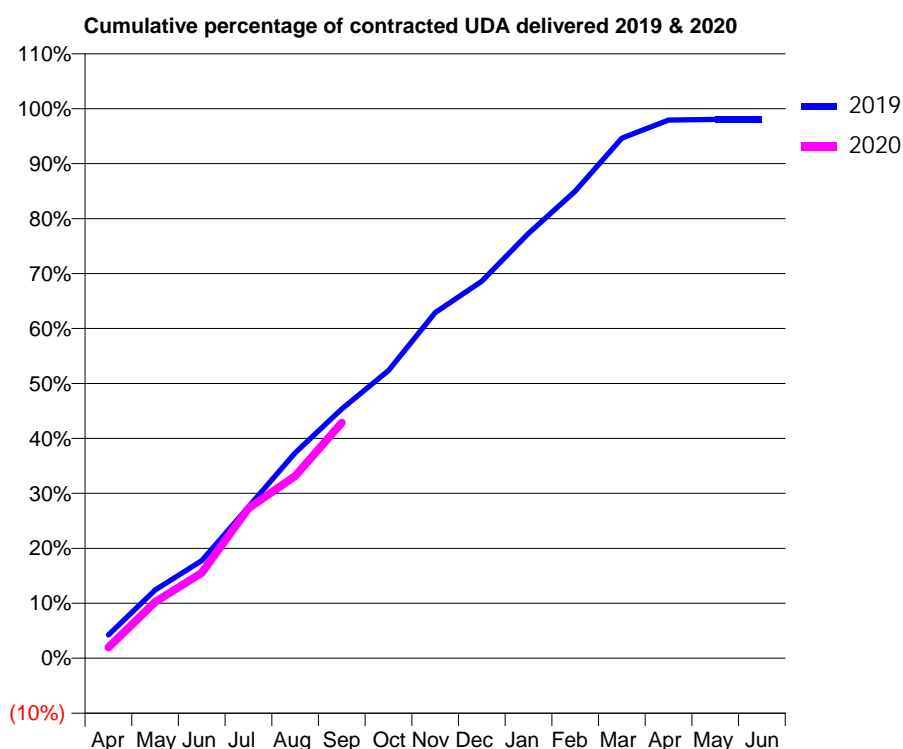
19/20 Contracted general activity (UDA)	8,951
Carry forward general activity (UDA)	182
19/20 Contracted orthodontic activity (UOA)	0
Carry forward orthodontic activity (UOA)	0
Baseline contract value	£298,094.24

ACCESS*

Patients seen in 24 months	Total	Change since previous quarter
Quarter ending September 2018	4,274	
Quarter ending December 2018	4,346	→
Quarter ending March 2019	4,361	→
Quarter ending June 2019	4,303	↓
Quarter ending September 2019	4,281	→
Variance since September 2018	0.2%	→



ACTIVITY



Month	2019	2020
April	397	177
May	1,170	918
June	1,668	1,390
July	2,588	2,440
August	3,514	2,969
September	4,263	3,836
October	4,921	
November	5,912	
December	6,446	
January	7,265	
February	7,989	
March	8,895	
April	9,204	
May	9,217	
June	9,217	

QUALITY

	Quantity	Base Number	Contract	AT	Region	England
% of FP17s for the same patient ID Re-attending within 3 months - Children	87	1,234	7.1%	11.2%	10.8%	11.5%
% of FP17s for the same patient ID Re-attending within 3 months - Adults	288	1,970	14.6%	14.6%	15.2%	15.4%
% of FP17s for the same patient ID Re-attending between 3 & 9 months - Children	852	1,234	69.0%	59.3%	62.2%	59.7%
% of FP17s for the same patient ID Re-attending between 3 & 9 months - Adults	1,044	1,970	53.0%	49.7%	52.9%	51.7%
% of FP17s for Band 1 Urgent Courses	229	2,701	8.5%	10.0%	9.7%	9.2%
% of FP17s Relating to Free Repair or Replacements	13	2,701	0.5%	0.6%	0.6%	0.7%
% of FP17s Relating to Continuations	1	2,701	0.0%	0.5%	0.7%	0.8%
% of Patients satisfied with the dentistry they have received	2	2	N/A	91.6%	93.6%	93.5%
% of Patients satisfied with the time they had to wait for an appointment	2	2	N/A	83.7%	86.3%	87.4%

* This is based on patients treated on this contract for their most recent course of treatment.

Figures in italics indicate the base number of FP17s or Patient Questionnaire responses are less than 100. N/A is shown where the base number of responses is less than 10 during the period. % is calculated as Quantity/Base number*100

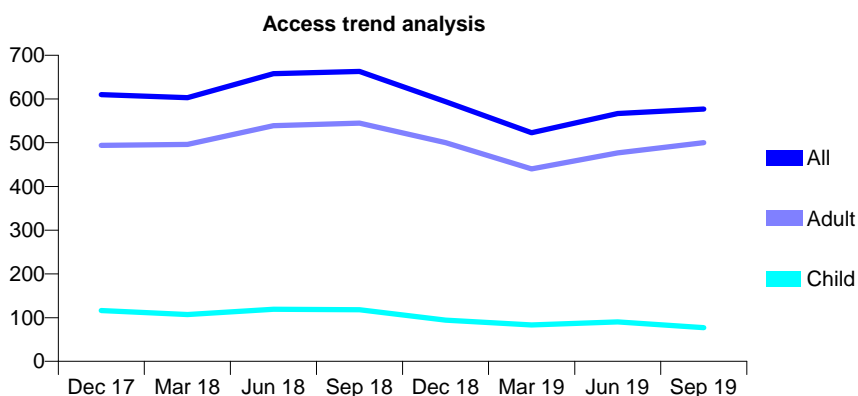
Q69 - Vital Signs At a Glance Contract Report for 336785/0002 - September 2019

Name or company name	MRS KS RADIA
Contract type name	GDS Contract
Purpose of contract	General
Contract start date	01/04/2009
Contract end date	

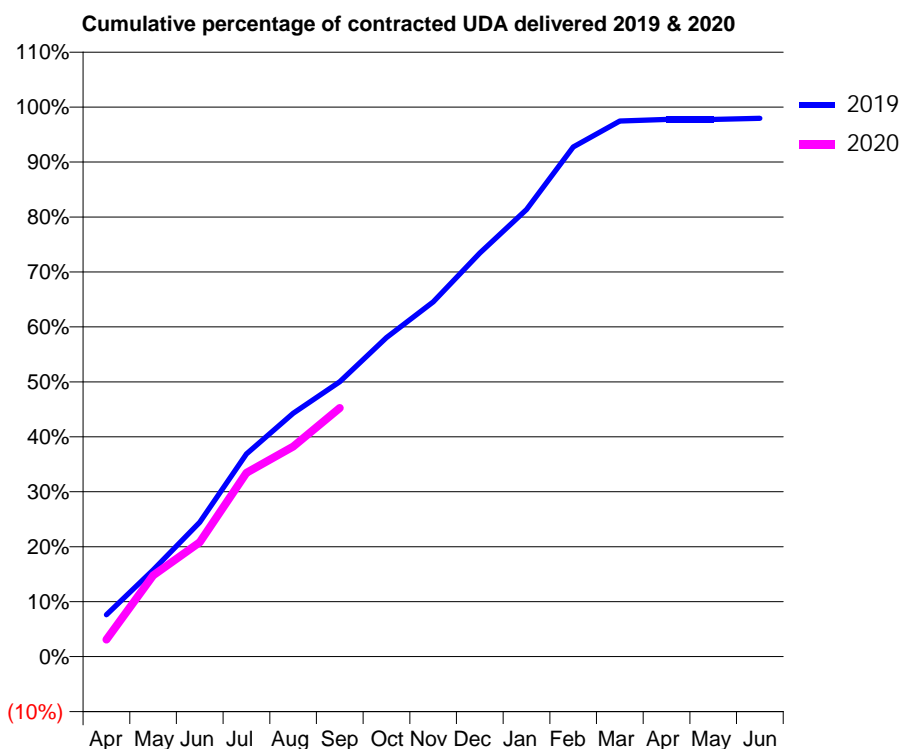
19/20 Contracted general activity (UDA)	1,050
Carry forward general activity (UDA)	21
19/20 Contracted orthodontic activity (UOA)	0
Carry forward orthodontic activity (UOA)	0
Baseline contract value	£29,140.37

ACCESS*

Patients seen in 24 months	Total	Change since previous quarter
Quarter ending September 2018	663	
Quarter ending December 2018	594	↓
Quarter ending March 2019	523	↓
Quarter ending June 2019	567	↑
Quarter ending September 2019	577	→
Variance since September 2018	(13.0%)	↓



ACTIVITY



Month	Adjusted Scheduled Activity (UDA)	
	2019	2020
April	80	33
May	166	155
June	257	218
July	387	351
August	465	401
September	525	475
October	610	
November	678	
December	771	
January	854	
February	974	
March	1,023	
April	1,026	
May	1,026	
June	1,028	

QUALITY

	Quantity	Base Number	Contract	AT	Region	England
% of FP17s for the same patient ID Re-attending within 3 months - Children	0	61	0.0%	11.2%	10.8%	11.5%
% of FP17s for the same patient ID Re-attending within 3 months - Adults	13	320	4.1%	14.6%	15.2%	15.4%
% of FP17s for the same patient ID Re-attending between 3 & 9 months - Children	30	61	49.2%	59.3%	62.2%	59.7%
% of FP17s for the same patient ID Re-attending between 3 & 9 months - Adults	91	320	28.4%	49.7%	52.9%	51.7%
% of FP17s for Band 1 Urgent Courses	26	376	6.9%	10.0%	9.7%	9.2%
% of FP17s Relating to Free Repair or Replacements	1	376	0.3%	0.6%	0.6%	0.7%
% of FP17s Relating to Continuations	0	376	0.0%	0.5%	0.7%	0.8%
% of Patients satisfied with the dentistry they have received	0	0	N/A	91.6%	93.6%	93.5%
% of Patients satisfied with the time they had to wait for an appointment	0	0	N/A	83.7%	86.3%	87.4%

* This is based on patients treated on this contract for their most recent course of treatment. Figures in italics indicate the base number of FP17s or Patient Questionnaire responses are less than 100. N/A is shown where the base number of responses is less than 10 during the period. % is calculated as Quantity/Base number*100

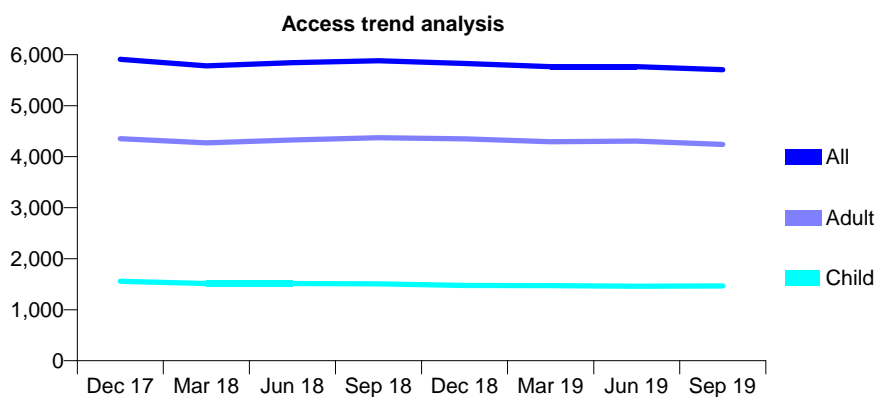
Q69 - Vital Signs At a Glance Contract Report for 337765/0001 - September 2019

Name or company name	MR SI YOUNG
Contract type name	GDS Contract
Purpose of contract	General
Contract start date	01/04/2006
Contract end date	

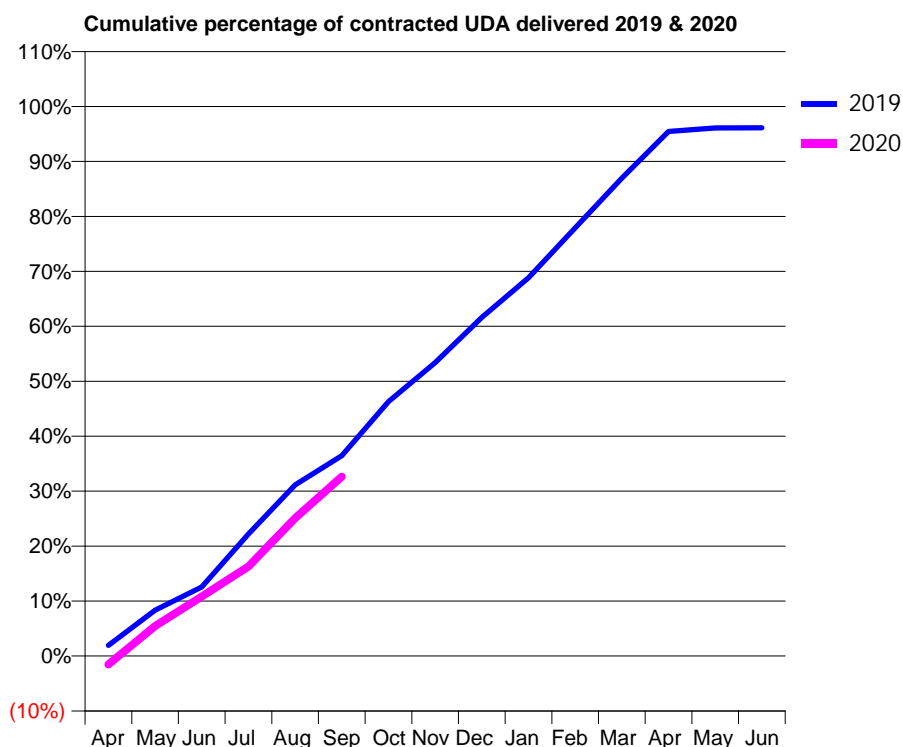
19/20 Contracted general activity (UDA)	15,338
Carry forward general activity (UDA)	596
19/20 Contracted orthodontic activity (UOA)	0
Carry forward orthodontic activity (UOA)	0
Baseline contract value	£404,830.74

ACCESS*

Patients seen in 24 months	Total	Change since previous quarter
Quarter ending September 2018	5,880	
Quarter ending December 2018	5,825	→
Quarter ending March 2019	5,766	↓
Quarter ending June 2019	5,766	→
Quarter ending September 2019	5,707	↓
Variance since September 2018	(2.9%)	↓



ACTIVITY



Month	Adjusted Scheduled Activity (UDA)	
	2019	2020
April	300	-236
May	1,280	838
June	1,932	1,659
July	3,406	2,499
August	4,778	3,848
September	5,591	5,003
October	7,100	
November	8,192	
December	9,447	
January	10,559	
February	11,948	
March	13,335	
April	14,641	
May	14,738	
June	14,742	

QUALITY

	Quantity	Base Number	Contract	AT	Region	England
% of FP17s for the same patient ID Re-attending within 3 months - Children	62	1,060	5.8%	11.2%	10.8%	11.5%
% of FP17s for the same patient ID Re-attending within 3 months - Adults	324	2,291	14.1%	14.6%	15.2%	15.4%
% of FP17s for the same patient ID Re-attending between 3 & 9 months - Children	641	1,060	60.5%	59.3%	62.2%	59.7%
% of FP17s for the same patient ID Re-attending between 3 & 9 months - Adults	718	2,291	31.3%	49.7%	52.9%	51.7%
% of FP17s for Band 1 Urgent Courses	404	2,845	14.2%	10.0%	9.7%	9.2%
% of FP17s Relating to Free Repair or Replacements	10	2,845	0.4%	0.6%	0.6%	0.7%
% of FP17s Relating to Continuations	4	2,845	0.1%	0.5%	0.7%	0.8%
% of Patients satisfied with the dentistry they have received	6	6	N/A	91.6%	93.6%	93.5%
% of Patients satisfied with the time they had to wait for an appointment	6	6	N/A	83.7%	86.3%	87.4%

* This is based on patients treated on this contract for their most recent course of treatment. Figures in italics indicate the base number of FP17s or Patient Questionnaire responses are less than 100. N/A is shown where the base number of responses is less than 10 during the period. % is calculated as Quantity/Base number*100

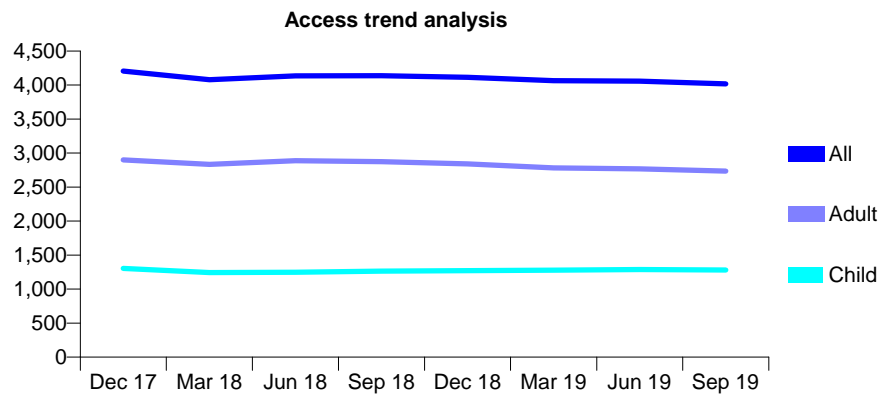
Q69 - Vital Signs At a Glance Contract Report for 338761/0002 - September 2019

Name or company name	Broadshires Dental Practice
Contract type name	GDS Contract
Purpose of contract	General
Contract start date	01/04/2006
Contract end date	

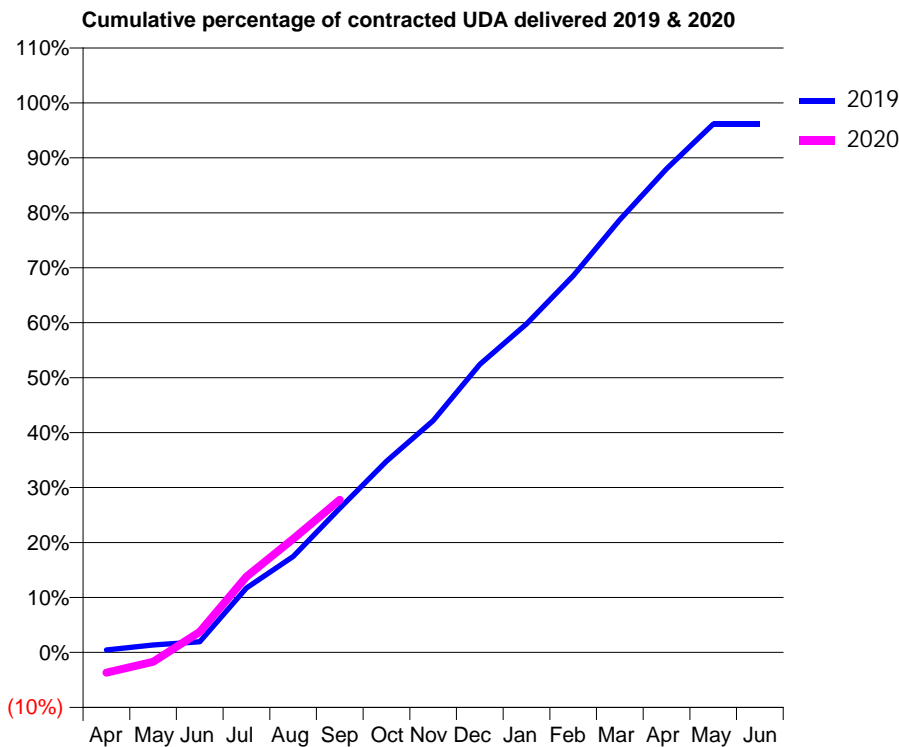
19/20 Contracted general activity (UDA)	11,111
Carry forward general activity (UDA)	428
19/20 Contracted orthodontic activity (UOA)	0
Carry forward orthodontic activity (UOA)	0
Baseline contract value	£271,992.96

ACCESS*

Patients seen in 24 months	Total	Change since previous quarter
Quarter ending September 2018	4,138	
Quarter ending December 2018	4,114	→
Quarter ending March 2019	4,064	↓
Quarter ending June 2019	4,057	→
Quarter ending September 2019	4,016	↓
Variance since September 2018	(2.9%)	↓



ACTIVITY



Month	2019	2020
April	49	-411
May	152	-189
June	216	417
July	1,303	1,533
August	1,939	2,295
September	2,913	3,087
October	3,866	
November	4,688	
December	5,822	
January	6,643	
February	7,615	
March	8,748	
April	9,779	
May	10,682	
June	10,682	

QUALITY

	Quantity	Base Number	Contract	AT	Region	England
% of FP17s for the same patient ID Re-attending within 3 months - Children	97	936	10.4%	11.2%	10.8%	11.5%
% of FP17s for the same patient ID Re-attending within 3 months - Adults	250	1,856	13.5%	14.6%	15.2%	15.4%
% of FP17s for the same patient ID Re-attending between 3 & 9 months - Children	590	936	63.0%	59.3%	62.2%	59.7%
% of FP17s for the same patient ID Re-attending between 3 & 9 months - Adults	1,121	1,856	60.4%	49.7%	52.9%	51.7%
% of FP17s for Band 1 Urgent Courses	220	1,930	11.4%	10.0%	9.7%	9.2%
% of FP17s Relating to Free Repair or Replacements	4	1,930	0.2%	0.6%	0.6%	0.7%
% of FP17s Relating to Continuations	26	1,930	1.3%	0.5%	0.7%	0.8%
% of Patients satisfied with the dentistry they have received	1	1	N/A	91.6%	93.6%	93.5%
% of Patients satisfied with the time they had to wait for an appointment	1	1	N/A	83.7%	86.3%	87.4%

* This is based on patients treated on this contract for their most recent course of treatment. Figures in italics indicate the base number of FP17s or Patient Questionnaire responses are less than 100. N/A is shown where the base number of responses is less than 10 during the period. % is calculated as Quantity/Base number*100

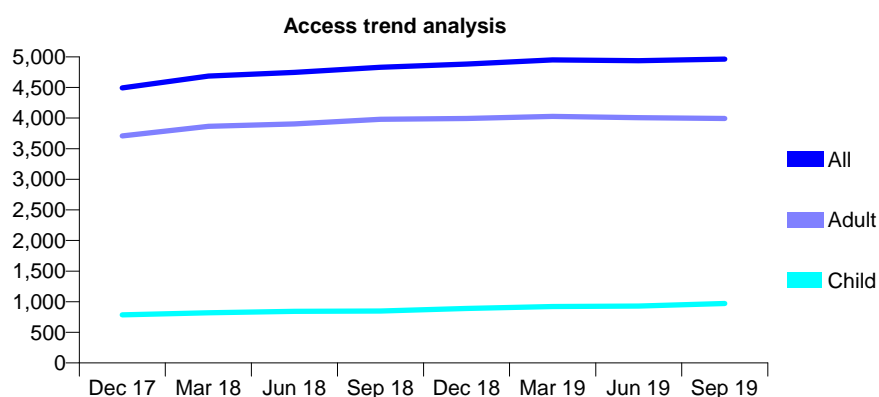
Q69 - Vital Signs At a Glance Contract Report for 339946/0001 - September 2019

Name or company name	Mrs RK Kakad
Contract type name	GDS Contract
Purpose of contract	General
Contract start date	01/04/2006
Contract end date	

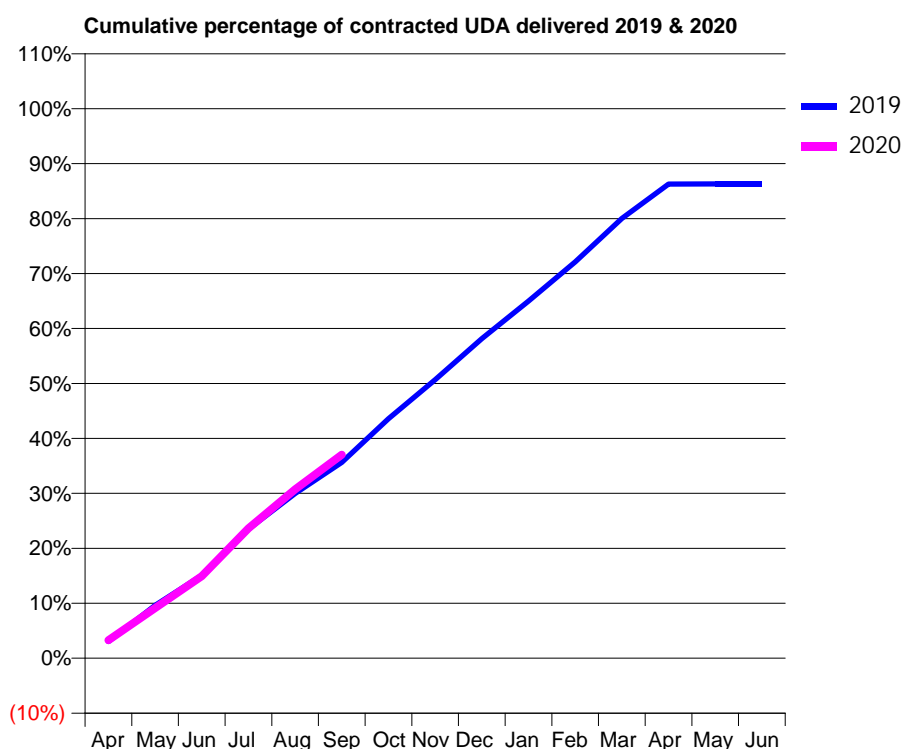
19/20 Contracted general activity (UDA)	17,125
Carry forward general activity (UDA)	0
19/20 Contracted orthodontic activity (UOA)	0
Carry forward orthodontic activity (UOA)	0
Baseline contract value	£381,010.84

ACCESS*

Patients seen in 24 months	Total	Change since previous quarter
Quarter ending September 2018	4,828	
Quarter ending December 2018	4,884	→
Quarter ending March 2019	4,951	→
Quarter ending June 2019	4,938	→
Quarter ending September 2019	4,965	→
Variance since September 2018	2.8%	↑



ACTIVITY



Month	2019	2020
April	520	565
May	1,648	1,565
June	2,583	2,559
July	4,019	4,050
August	5,133	5,262
September	6,104	6,344
October	7,465	
November	8,679	
December	9,959	
January	11,126	
February	12,347	
March	13,705	
April	14,776	
May	14,780	
June	14,781	

QUALITY

	Quantity	Base Number	Contract	AT	Region	England
% of FP17s for the same patient ID Re-attending within 3 months - Children	47	738	6.4%	11.2%	10.8%	11.5%
% of FP17s for the same patient ID Re-attending within 3 months - Adults	456	2,787	16.4%	14.6%	15.2%	15.4%
% of FP17s for the same patient ID Re-attending between 3 & 9 months - Children	443	738	60.0%	59.3%	62.2%	59.7%
% of FP17s for the same patient ID Re-attending between 3 & 9 months - Adults	1,487	2,787	53.4%	49.7%	52.9%	51.7%
% of FP17s for Band 1 Urgent Courses	348	3,160	11.0%	10.0%	9.7%	9.2%
% of FP17s Relating to Free Repair or Replacements	29	3,160	0.9%	0.6%	0.6%	0.7%
% of FP17s Relating to Continuations	27	3,160	0.9%	0.5%	0.7%	0.8%
% of Patients satisfied with the dentistry they have received	1	1	N/A	91.6%	93.6%	93.5%
% of Patients satisfied with the time they had to wait for an appointment	1	1	N/A	83.7%	86.3%	87.4%

* This is based on patients treated on this contract for their most recent course of treatment. Figures in italics indicate the base number of FP17s or Patient Questionnaire responses are less than 100. N/A is shown where the base number of responses is less than 10 during the period. % is calculated as Quantity/Base number*100

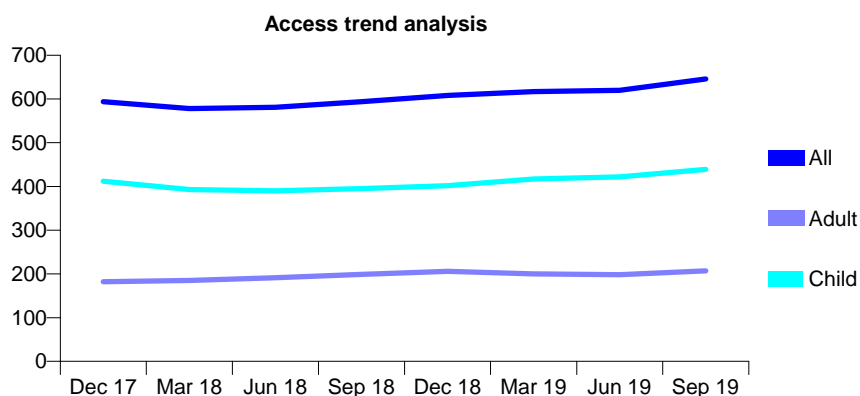
Q69 - Vital Signs At a Glance Contract Report for 341495/0001 - September 2019

Name or company name	Byways Dental Practice
Contract type name	GDS Contract
Purpose of contract	General
Contract start date	01/04/2006
Contract end date	

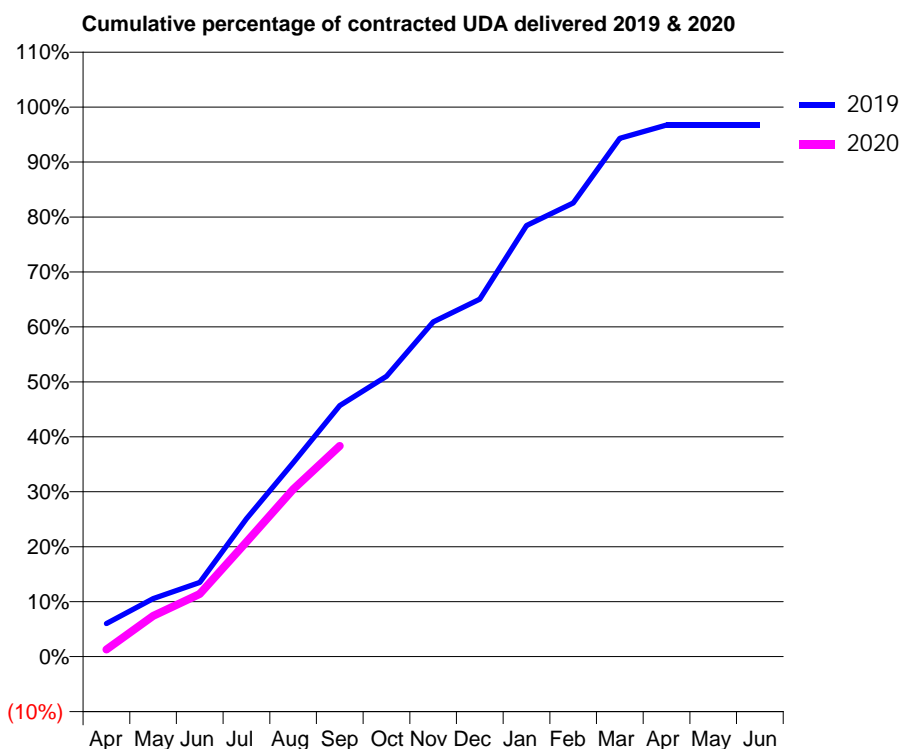
19/20 Contracted general activity (UDA)	2,359
Carry forward general activity (UDA)	76
19/20 Contracted orthodontic activity (UOA)	0
Carry forward orthodontic activity (UOA)	0
Baseline contract value	£63,280.71

ACCESS*

Patients seen in 24 months	Total	Change since previous quarter
Quarter ending September 2018	594	
Quarter ending December 2018	608	↑
Quarter ending March 2019	617	→
Quarter ending June 2019	620	→
Quarter ending September 2019	646	↑
Variance since September 2018	8.8%	↑



ACTIVITY



Month	Adjusted Scheduled Activity (UDA)	
	2019	2020
April	142	30
May	249	175
June	319	269
July	591	493
August	832	718
September	1,077	904
October	1,203	
November	1,437	
December	1,534	
January	1,850	
February	1,947	
March	2,225	
April	2,282	
May	2,282	
June	2,282	

QUALITY

	Quantity	Base Number	Contract	AT	Region	England
% of FP17s for the same patient ID Re-attending within 3 months - Children	41	389	10.5%	11.2%	10.8%	11.5%
% of FP17s for the same patient ID Re-attending within 3 months - Adults	7	113	6.2%	14.6%	15.2%	15.4%
% of FP17s for the same patient ID Re-attending between 3 & 9 months - Children	257	389	66.1%	59.3%	62.2%	59.7%
% of FP17s for the same patient ID Re-attending between 3 & 9 months - Adults	64	113	56.6%	49.7%	52.9%	51.7%
% of FP17s for Band 1 Urgent Courses	16	479	3.3%	10.0%	9.7%	9.2%
% of FP17s Relating to Free Repair or Replacements	0	479	0.0%	0.6%	0.6%	0.7%
% of FP17s Relating to Continuations	0	479	0.0%	0.5%	0.7%	0.8%
% of Patients satisfied with the dentistry they have received	1	1	N/A	91.6%	93.6%	93.5%
% of Patients satisfied with the time they had to wait for an appointment	1	1	N/A	83.7%	86.3%	87.4%

* This is based on patients treated on this contract for their most recent course of treatment. Figures in italics indicate the base number of FP17s or Patient Questionnaire responses are less than 100. N/A is shown where the base number of responses is less than 10 during the period. % is calculated as Quantity/Base number*100

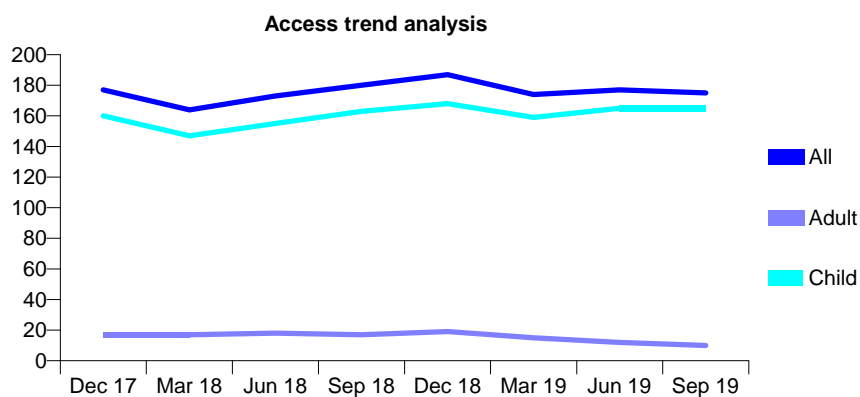
Q69 - Vital Signs At a Glance Contract Report for 343099/0001 - September 2019

Name or company name	MRS E MUKSINOVIC
Contract type name	GDS Contract
Purpose of contract	General
Contract start date	01/04/2006
Contract end date	

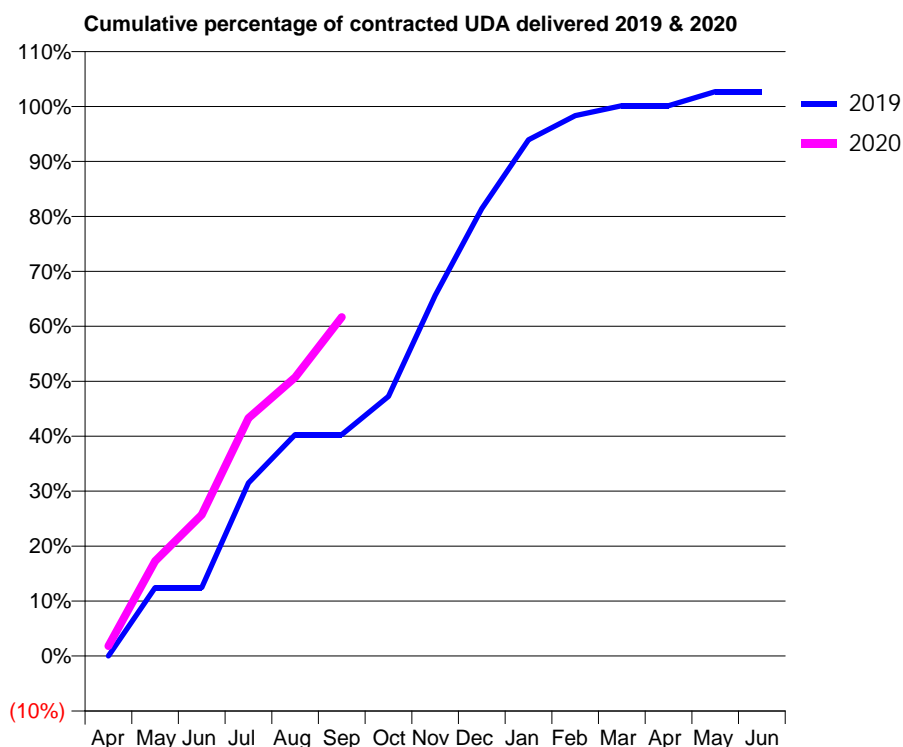
19/20 Contracted general activity (UDA)	273
Carry forward general activity (UDA)	-5
19/20 Contracted orthodontic activity (UOA)	0
Carry forward orthodontic activity (UOA)	0
Baseline contract value	£6,681.34

ACCESS*

Patients seen in 24 months	Total	Change since previous quarter
Quarter ending September 2018	180	
Quarter ending December 2018	187	↑
Quarter ending March 2019	174	↓
Quarter ending June 2019	177	→
Quarter ending September 2019	175	↓
Variance since September 2018	(2.8%)	↓



ACTIVITY



Month	Adjusted Scheduled Activity (UDA)	
	2019	2020
April	0	5
May	34	47
June	34	70
July	86	118
August	110	138
September	110	168
October	129	
November	179	
December	222	
January	256	
February	268	
March	273	
April	273	
May	280	
June	280	

QUALITY

	Quantity	Base Number	Contract	AT	Region	England
% of FP17s for the same patient ID Re-attending within 3 months - Children	3	124	2.4%	11.2%	10.8%	11.5%
% of FP17s for the same patient ID Re-attending within 3 months - Adults	0	3	0.0%	14.6%	15.2%	15.4%
% of FP17s for the same patient ID Re-attending between 3 & 9 months - Children	66	124	53.2%	59.3%	62.2%	59.7%
% of FP17s for the same patient ID Re-attending between 3 & 9 months - Adults	3	3	100.0%	49.7%	52.9%	51.7%
% of FP17s for Band 1 Urgent Courses	2	117	1.7%	10.0%	9.7%	9.2%
% of FP17s Relating to Free Repair or Replacements	0	117	0.0%	0.6%	0.6%	0.7%
% of FP17s Relating to Continuations	0	117	0.0%	0.5%	0.7%	0.8%
% of Patients satisfied with the dentistry they have received	0	0	N/A	91.6%	93.6%	93.5%
% of Patients satisfied with the time they had to wait for an appointment	0	0	N/A	83.7%	86.3%	87.4%

* This is based on patients treated on this contract for their most recent course of treatment. Figures in italics indicate the base number of FP17s or Patient Questionnaire responses are less than 100. N/A is shown where the base number of responses is less than 10 during the period. % is calculated as Quantity/Base number*100

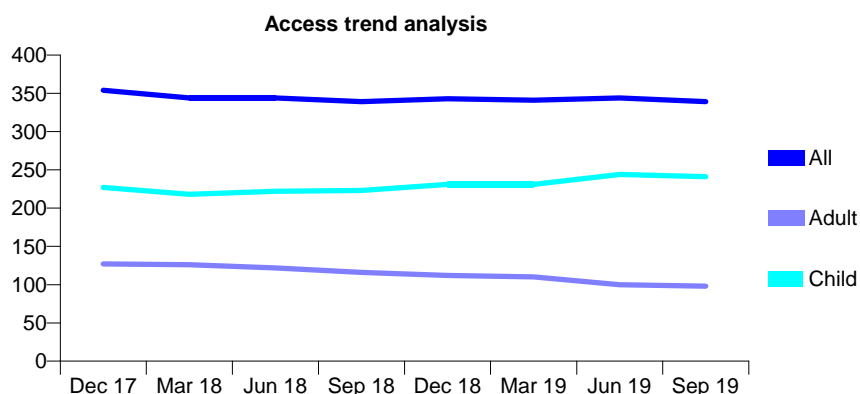
Q69 - Vital Signs At a Glance Contract Report for 344192/0001 - September 2019

Name or company name	MR KV KARLEKAR
Contract type name	GDS Contract
Purpose of contract	General
Contract start date	01/09/2013
Contract end date	

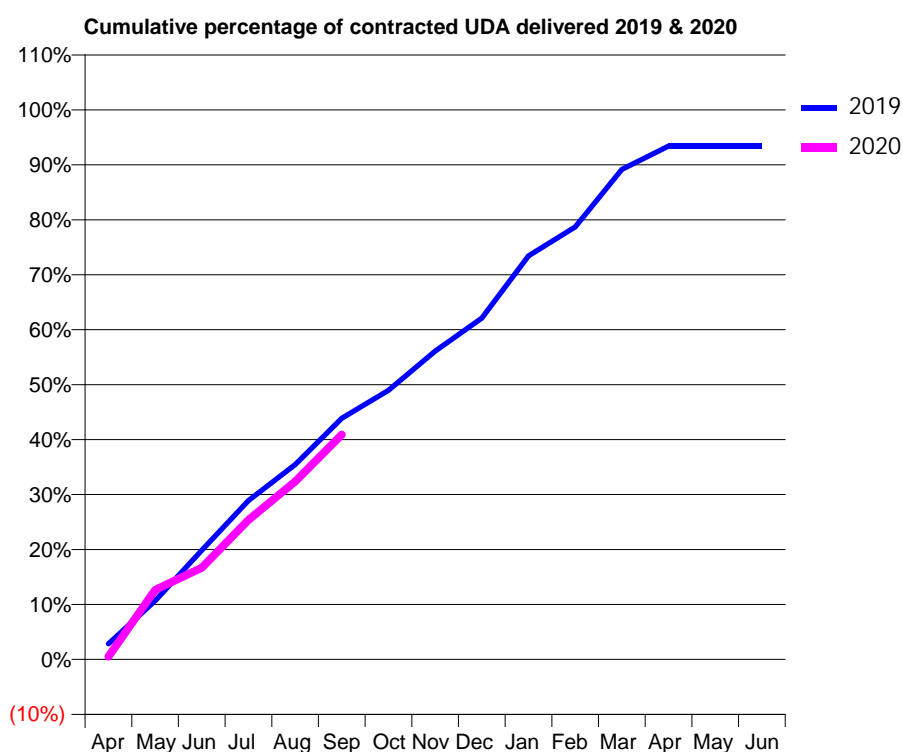
19/20 Contracted general activity (UDA)	1,141
Carry forward general activity (UDA)	0
19/20 Contracted orthodontic activity (UOA)	0
Carry forward orthodontic activity (UOA)	0
Baseline contract value	£29,918.92

ACCESS*

Patients seen in 24 months	Total	Change since previous quarter
Quarter ending September 2018	339	
Quarter ending December 2018	343	→
Quarter ending March 2019	341	→
Quarter ending June 2019	344	→
Quarter ending September 2019	339	↓
Variance since September 2018	0.0%	→



ACTIVITY



Month	2019	2020
April	33	6
May	122	144
June	226	190
July	330	290
August	405	370
September	501	467
October	559	
November	640	
December	709	
January	838	
February	898	
March	1,017	
April	1,066	
May	1,066	
June	1,066	

QUALITY

	Quantity	Base Number	Contract	AT	Region	England
% of FP17s for the same patient ID Re-attending within 3 months - Children	5	177	2.8%	11.2%	10.8%	11.5%
% of FP17s for the same patient ID Re-attending within 3 months - Adults	2	43	4.7%	14.6%	15.2%	15.4%
% of FP17s for the same patient ID Re-attending between 3 & 9 months - Children	104	177	58.8%	59.3%	62.2%	59.7%
% of FP17s for the same patient ID Re-attending between 3 & 9 months - Adults	27	43	62.8%	49.7%	52.9%	51.7%
% of FP17s for Band 1 Urgent Courses	3	198	1.5%	10.0%	9.7%	9.2%
% of FP17s Relating to Free Repair or Replacements	0	198	0.0%	0.6%	0.6%	0.7%
% of FP17s Relating to Continuations	1	198	0.5%	0.5%	0.7%	0.8%
% of Patients satisfied with the dentistry they have received	0	0	N/A	91.6%	93.6%	93.5%
% of Patients satisfied with the time they had to wait for an appointment	0	0	N/A	83.7%	86.3%	87.4%

* This is based on patients treated on this contract for their most recent course of treatment. Figures in italics indicate the base number of FP17s or Patient Questionnaire responses are less than 100. N/A is shown where the base number of responses is less than 10 during the period. % is calculated as Quantity/Base number*100

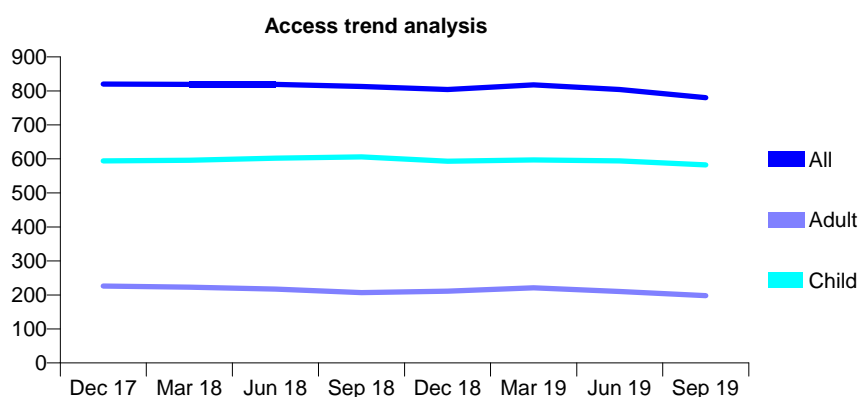
Q69 - Vital Signs At a Glance Contract Report for 344311/0001 - September 2019

Name or company name	MR VG CHUGANI
Contract type name	GDS Contract
Purpose of contract	General
Contract start date	01/04/2006
Contract end date	

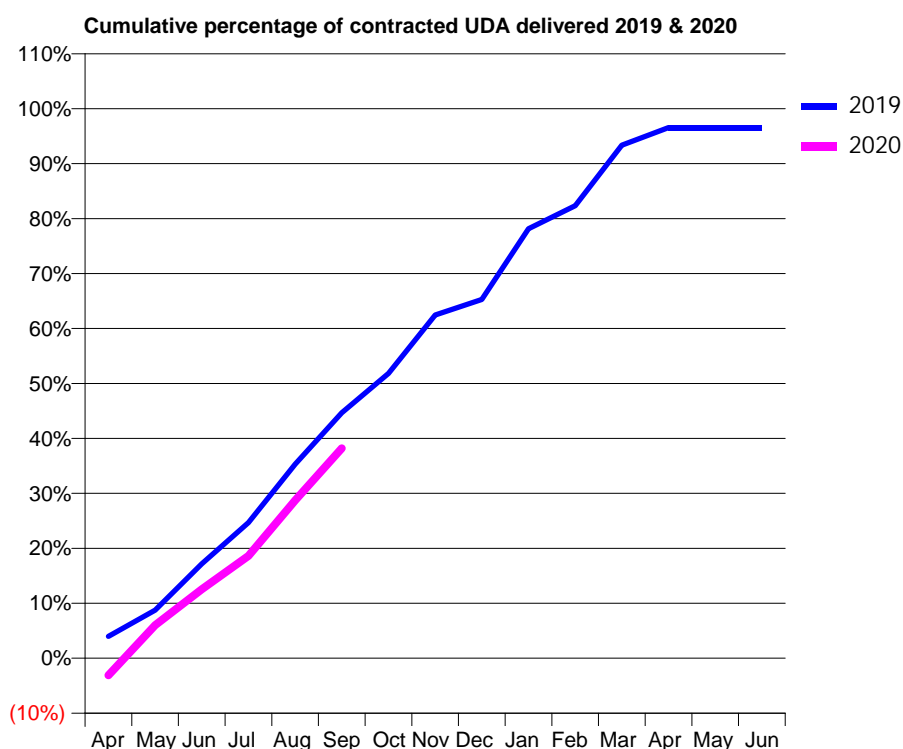
19/20 Contracted general activity (UDA)	1,570
Carry forward general activity (UDA)	54
19/20 Contracted orthodontic activity (UOA)	0
Carry forward orthodontic activity (UOA)	0
Baseline contract value	£38,415.72

ACCESS*

Patients seen in 24 months	Total	Change since previous quarter
Quarter ending September 2018	813	
Quarter ending December 2018	804	↓
Quarter ending March 2019	818	→
Quarter ending June 2019	804	↓
Quarter ending September 2019	780	↓
Variance since September 2018	(4.1%)	↓



ACTIVITY



Month	2019	2020
April	62	-49
May	137	95
June	269	197
July	388	293
August	555	451
September	701	599
October	814	
November	981	
December	1,025	
January	1,227	
February	1,293	
March	1,465	
April	1,516	
May	1,516	
June	1,516	

QUALITY

	Quantity	Base Number	Contract	AT	Region	England
% of FP17s for the same patient ID Re-attending within 3 months - Children	30	485	6.2%	11.2%	10.8%	11.5%
% of FP17s for the same patient ID Re-attending within 3 months - Adults	6	94	6.4%	14.6%	15.2%	15.4%
% of FP17s for the same patient ID Re-attending between 3 & 9 months - Children	343	485	70.7%	59.3%	62.2%	59.7%
% of FP17s for the same patient ID Re-attending between 3 & 9 months - Adults	56	94	59.6%	49.7%	52.9%	51.7%
% of FP17s for Band 1 Urgent Courses	22	531	4.1%	10.0%	9.7%	9.2%
% of FP17s Relating to Free Repair or Replacements	1	531	0.2%	0.6%	0.6%	0.7%
% of FP17s Relating to Continuations	0	531	0.0%	0.5%	0.7%	0.8%
% of Patients satisfied with the dentistry they have received	0	0	N/A	91.6%	93.6%	93.5%
% of Patients satisfied with the time they had to wait for an appointment	0	0	N/A	83.7%	86.3%	87.4%

* This is based on patients treated on this contract for their most recent course of treatment.

Figures in italics indicate the base number of FP17s or Patient Questionnaire responses are less than 100. N/A is shown where the base number of responses is less than 10 during the period. % is calculated as Quantity/Base number*100

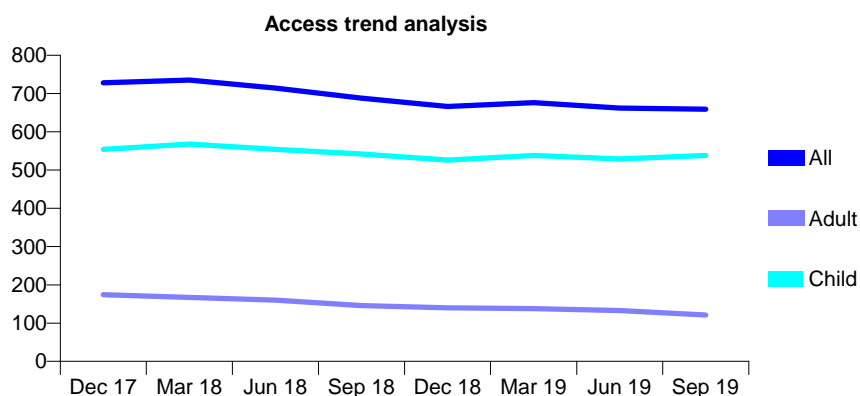
Q69 - Vital Signs At a Glance Contract Report for 351458/0001 - September 2019

Name or company name	McAleavey and Padget
Contract type name	GDS Contract
Purpose of contract	General
Contract start date	01/04/2006
Contract end date	

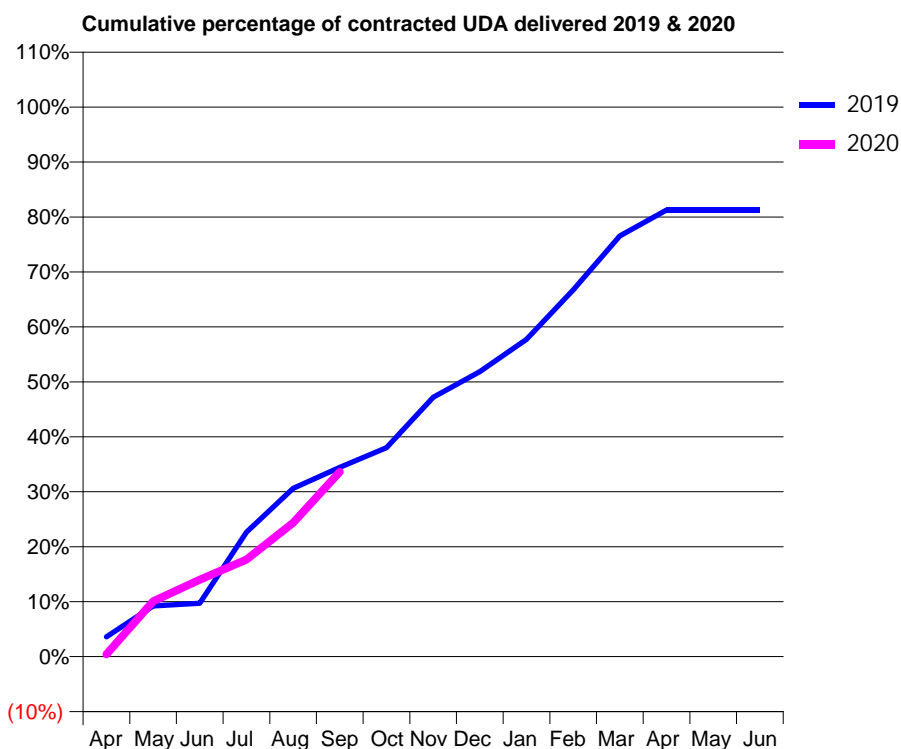
19/20 Contracted general activity (UDA)	1,443
Carry forward general activity (UDA)	0
19/20 Contracted orthodontic activity (UOA)	0
Carry forward orthodontic activity (UOA)	0
Baseline contract value	£35,211.53

ACCESS*

Patients seen in 24 months	Total	Change since previous quarter
Quarter ending September 2018	688	
Quarter ending December 2018	666	↓
Quarter ending March 2019	676	→
Quarter ending June 2019	662	↓
Quarter ending September 2019	659	→
Variance since September 2018	(4.2%)	↓



ACTIVITY



Month	Adjusted Scheduled Activity (UDA)	
	2019	2020
April	52	6
May	133	145
June	140	202
July	327	255
August	442	352
September	497	485
October	548	
November	681	
December	748	
January	833	
February	963	
March	1,105	
April	1,173	
May	1,173	
June	1,173	

QUALITY

	Quantity	Base Number	Contract	AT	Region	England
% of FP17s for the same patient ID Re-attending within 3 months - Children	26	340	7.6%	11.2%	10.8%	11.5%
% of FP17s for the same patient ID Re-attending within 3 months - Adults	9	36	25.0%	14.6%	15.2%	15.4%
% of FP17s for the same patient ID Re-attending between 3 & 9 months - Children	166	340	48.8%	59.3%	62.2%	59.7%
% of FP17s for the same patient ID Re-attending between 3 & 9 months - Adults	13	36	36.1%	49.7%	52.9%	51.7%
% of FP17s for Band 1 Urgent Courses	16	337	4.7%	10.0%	9.7%	9.2%
% of FP17s Relating to Free Repair or Replacements	0	337	0.0%	0.6%	0.6%	0.7%
% of FP17s Relating to Continuations	2	337	0.6%	0.5%	0.7%	0.8%
% of Patients satisfied with the dentistry they have received	0	0	N/A	91.6%	93.6%	93.5%
% of Patients satisfied with the time they had to wait for an appointment	0	0	N/A	83.7%	86.3%	87.4%

* This is based on patients treated on this contract for their most recent course of treatment. Figures in italics indicate the base number of FP17s or Patient Questionnaire responses are less than 100. N/A is shown where the base number of responses is less than 10 during the period. % is calculated as Quantity/Base number*100

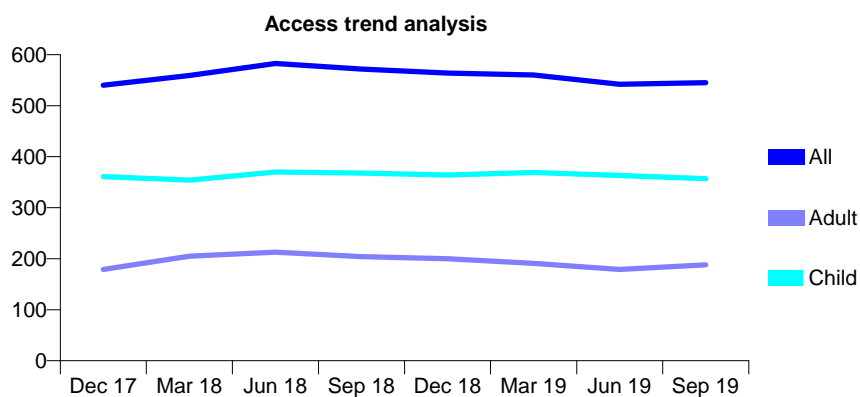
Q69 - Vital Signs At a Glance Contract Report for 353434/0001 - September 2019

Name or company name	MR RS DHILLON
Contract type name	GDS Contract
Purpose of contract	General
Contract start date	01/04/2006
Contract end date	

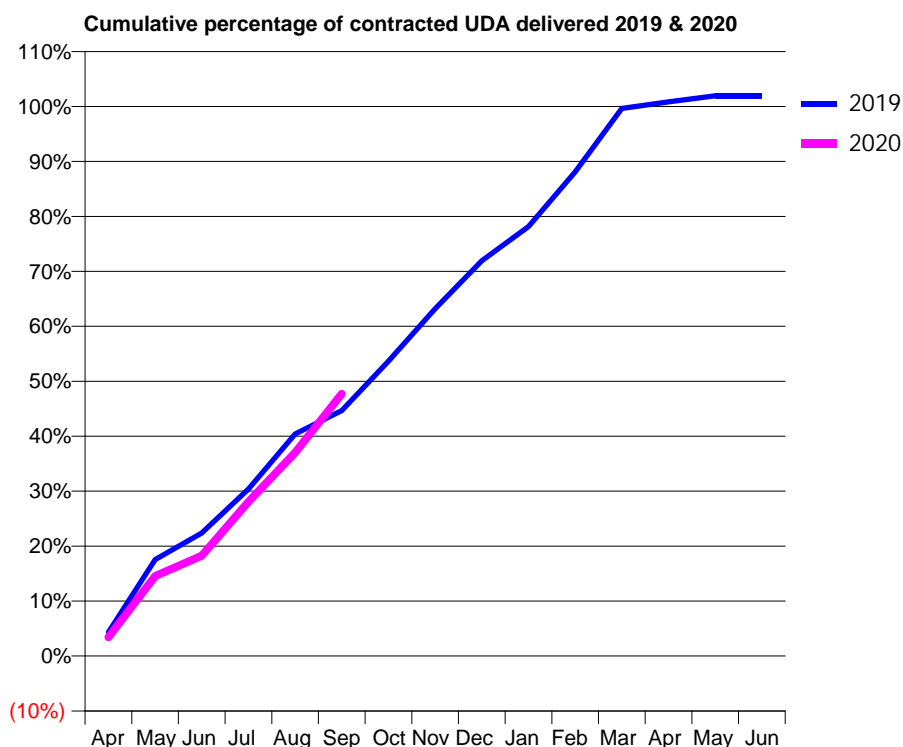
19/20 Contracted general activity (UDA)	1,018
Carry forward general activity (UDA)	-19
19/20 Contracted orthodontic activity (UOA)	0
Carry forward orthodontic activity (UOA)	0
Baseline contract value	£28,171.93

ACCESS*

Patients seen in 24 months	Total	Change since previous quarter
Quarter ending September 2018	572	
Quarter ending December 2018	564	↓
Quarter ending March 2019	560	→
Quarter ending June 2019	542	↓
Quarter ending September 2019	545	→
Variance since September 2018	(4.7%)	↓



ACTIVITY



Month	Adjusted Scheduled Activity (UDA)	
	2019	2020
April	44	35
May	179	148
June	228	186
July	309	286
August	411	377
September	455	486
October	546	
November	643	
December	732	
January	796	
February	897	
March	1,014	
April	1,027	
May	1,038	
June	1,038	

QUALITY

	Quantity	Base Number	Contract	AT	Region	England
% of FP17s for the same patient ID Re-attending within 3 months - Children	19	280	6.8%	11.2%	10.8%	11.5%
% of FP17s for the same patient ID Re-attending within 3 months - Adults	12	108	11.1%	14.6%	15.2%	15.4%
% of FP17s for the same patient ID Re-attending between 3 & 9 months - Children	172	280	61.4%	59.3%	62.2%	59.7%
% of FP17s for the same patient ID Re-attending between 3 & 9 months - Adults	52	108	48.1%	49.7%	52.9%	51.7%
% of FP17s for Band 1 Urgent Courses	24	368	6.5%	10.0%	9.7%	9.2%
% of FP17s Relating to Free Repair or Replacements	2	368	0.5%	0.6%	0.6%	0.7%
% of FP17s Relating to Continuations	0	368	0.0%	0.5%	0.7%	0.8%
% of Patients satisfied with the dentistry they have received	0	0	N/A	91.6%	93.6%	93.5%
% of Patients satisfied with the time they had to wait for an appointment	0	0	N/A	83.7%	86.3%	87.4%

* This is based on patients treated on this contract for their most recent course of treatment. Figures in italics indicate the base number of FP17s or Patient Questionnaire responses are less than 100. N/A is shown where the base number of responses is less than 10 during the period. % is calculated as Quantity/Base number*100

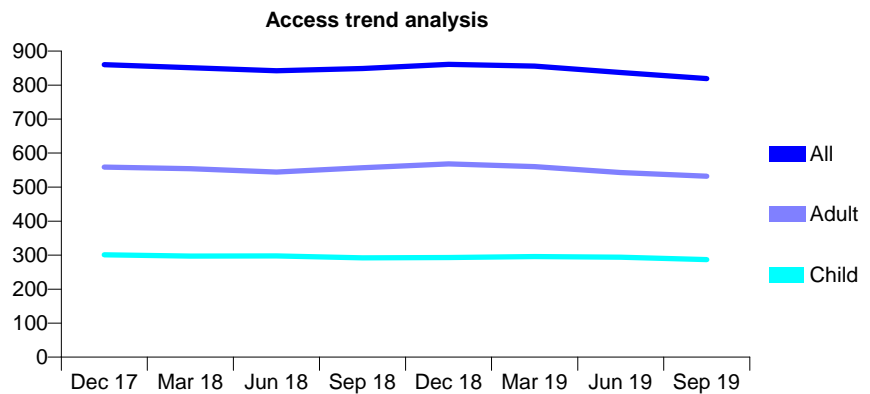
Q69 - Vital Signs At a Glance Contract Report for 355763/0001 - September 2019

Name or company name	MR AJ DANDAPAT
Contract type name	GDS Contract
Purpose of contract	General
Contract start date	01/04/2006
Contract end date	

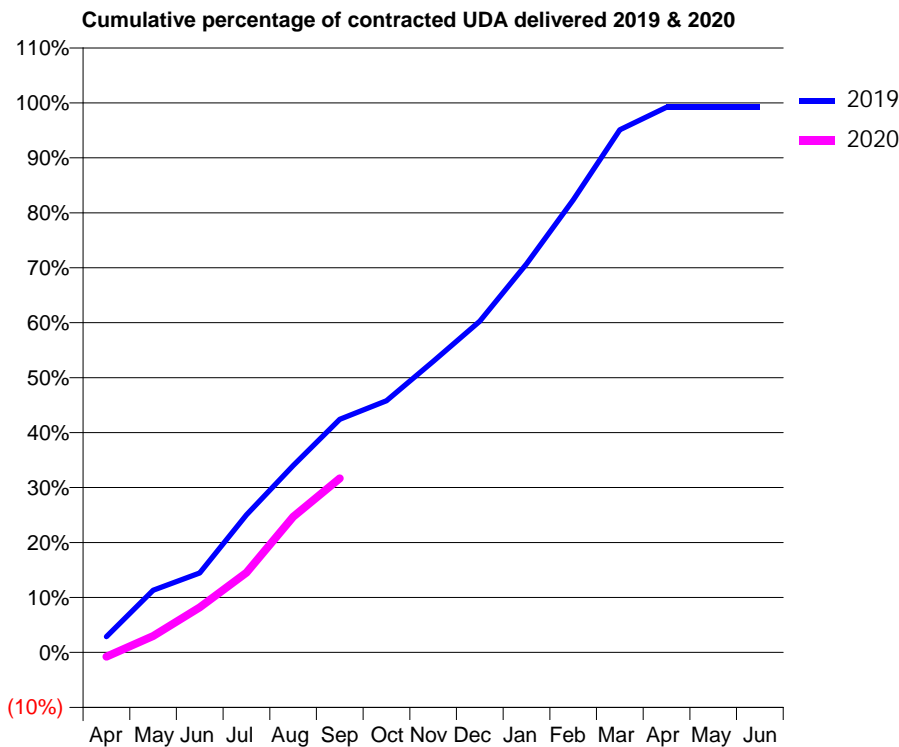
19/20 Contracted general activity (UDA)	3,556
Carry forward general activity (UDA)	28
19/20 Contracted orthodontic activity (UOA)	0
Carry forward orthodontic activity (UOA)	0
Baseline contract value	£93,012.85

ACCESS*

Patients seen in 24 months	Total	Change since previous quarter
Quarter ending September 2018	849	
Quarter ending December 2018	861	→
Quarter ending March 2019	856	→
Quarter ending June 2019	837	↓
Quarter ending September 2019	819	↓
Variance since September 2018	(3.5%)	↓



ACTIVITY



Month	Adjusted Scheduled Activity (UDA)	
	2019	2020
April	102	-28
May	402	106
June	515	292
July	890	516
August	1,209	878
September	1,509	1,127
October	1,629	
November	1,883	
December	2,143	
January	2,514	
February	2,928	
March	3,382	
April	3,527	
May	3,527	
June	3,527	

QUALITY

	Quantity	Base Number	Contract	AT	Region	England
% of FP17s for the same patient ID Re-attending within 3 months - Children	25	277	9.0%	11.2%	10.8%	11.5%
% of FP17s for the same patient ID Re-attending within 3 months - Adults	32	320	10.0%	14.6%	15.2%	15.4%
% of FP17s for the same patient ID Re-attending between 3 & 9 months - Children	215	277	77.6%	59.3%	62.2%	59.7%
% of FP17s for the same patient ID Re-attending between 3 & 9 months - Adults	218	320	68.1%	49.7%	52.9%	51.7%
% of FP17s for Band 1 Urgent Courses	4	539	0.7%	10.0%	9.7%	9.2%
% of FP17s Relating to Free Repair or Replacements	9	539	1.7%	0.6%	0.6%	0.7%
% of FP17s Relating to Continuations	0	539	0.0%	0.5%	0.7%	0.8%
% of Patients satisfied with the dentistry they have received	0	0	N/A	91.6%	93.6%	93.5%
% of Patients satisfied with the time they had to wait for an appointment	0	0	N/A	83.7%	86.3%	87.4%

* This is based on patients treated on this contract for their most recent course of treatment. Figures in italics indicate the base number of FP17s or Patient Questionnaire responses are less than 100. N/A is shown where the base number of responses is less than 10 during the period. % is calculated as Quantity/Base number*100

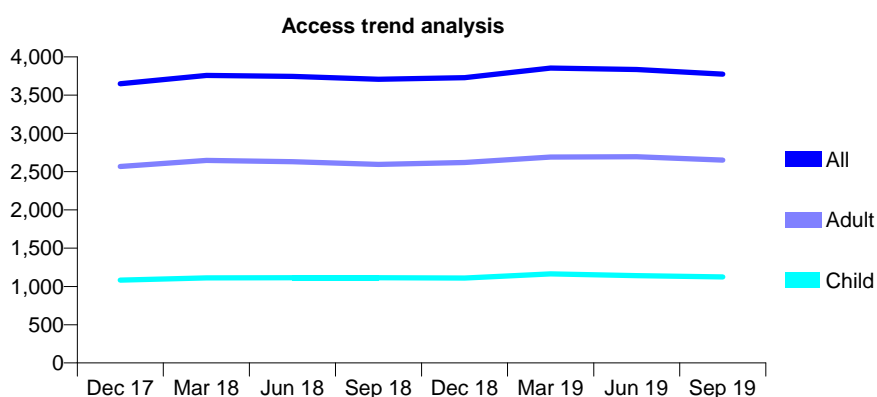
Q69 - Vital Signs At a Glance Contract Report for 356581/0001 - September 2019

Name or company name	MR ZR ANWAR
Contract type name	GDS Contract
Purpose of contract	General
Contract start date	28/07/2012
Contract end date	

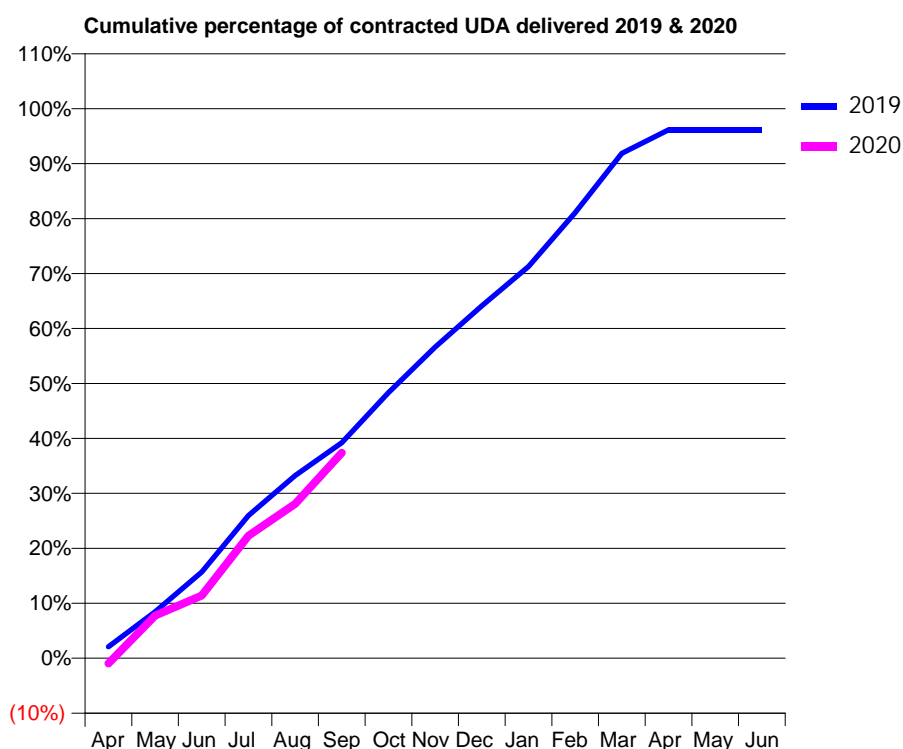
19/20 Contracted general activity (UDA)	9,276
Carry forward general activity (UDA)	388
19/20 Contracted orthodontic activity (UOA)	0
Carry forward orthodontic activity (UOA)	0
Baseline contract value	£223,991.96

ACCESS*

Patients seen in 24 months	Total	Change since previous quarter
Quarter ending September 2018	3,706	
Quarter ending December 2018	3,728	→
Quarter ending March 2019	3,855	↑
Quarter ending June 2019	3,836	→
Quarter ending September 2019	3,774	↓
Variance since September 2018	1.8%	→



ACTIVITY



Month	2019	2020
April	209	-89
May	855	720
June	1,587	1,059
July	2,624	2,068
August	3,361	2,606
September	3,964	3,467
October	4,886	
November	5,726	
December	6,481	
January	7,209	
February	8,198	
March	9,289	
April	9,719	
May	9,723	
June	9,723	

QUALITY

	Quantity	Base Number	Contract	AT	Region	England
% of FP17s for the same patient ID Re-attending within 3 months - Children	85	830	10.2%	11.2%	10.8%	11.5%
% of FP17s for the same patient ID Re-attending within 3 months - Adults	191	1,512	12.6%	14.6%	15.2%	15.4%
% of FP17s for the same patient ID Re-attending between 3 & 9 months - Children	557	830	67.1%	59.3%	62.2%	59.7%
% of FP17s for the same patient ID Re-attending between 3 & 9 months - Adults	629	1,512	41.6%	49.7%	52.9%	51.7%
% of FP17s for Band 1 Urgent Courses	192	2,165	8.9%	10.0%	9.7%	9.2%
% of FP17s Relating to Free Repair or Replacements	11	2,165	0.5%	0.6%	0.6%	0.7%
% of FP17s Relating to Continuations	4	2,165	0.2%	0.5%	0.7%	0.8%
% of Patients satisfied with the dentistry they have received	1	1	N/A	91.6%	93.6%	93.5%
% of Patients satisfied with the time they had to wait for an appointment	1	1	N/A	83.7%	86.3%	87.4%

* This is based on patients treated on this contract for their most recent course of treatment.

Figures in italics indicate the base number of FP17s or Patient Questionnaire responses are less than 100. N/A is shown where the base number of responses is less than 10 during the period. % is calculated as Quantity/Base number*100

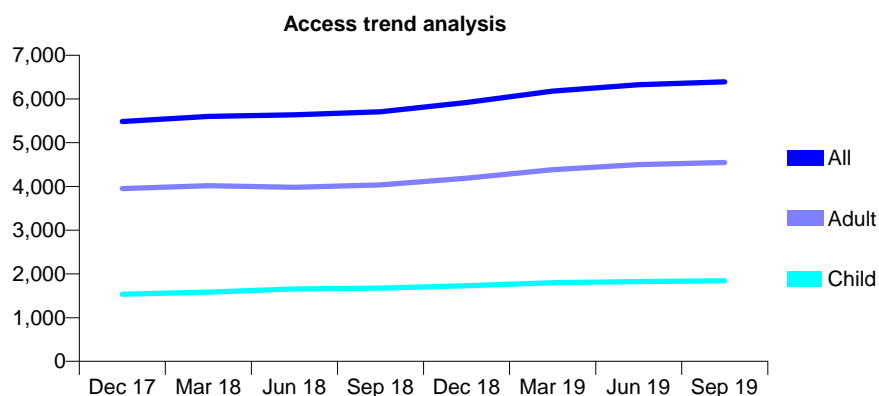
Q69 - Vital Signs At a Glance Contract Report for 359270/0019 - September 2019

Name or company name	MR AF RAI
Contract type name	GDS Contract
Purpose of contract	General
Contract start date	01/11/2012
Contract end date	

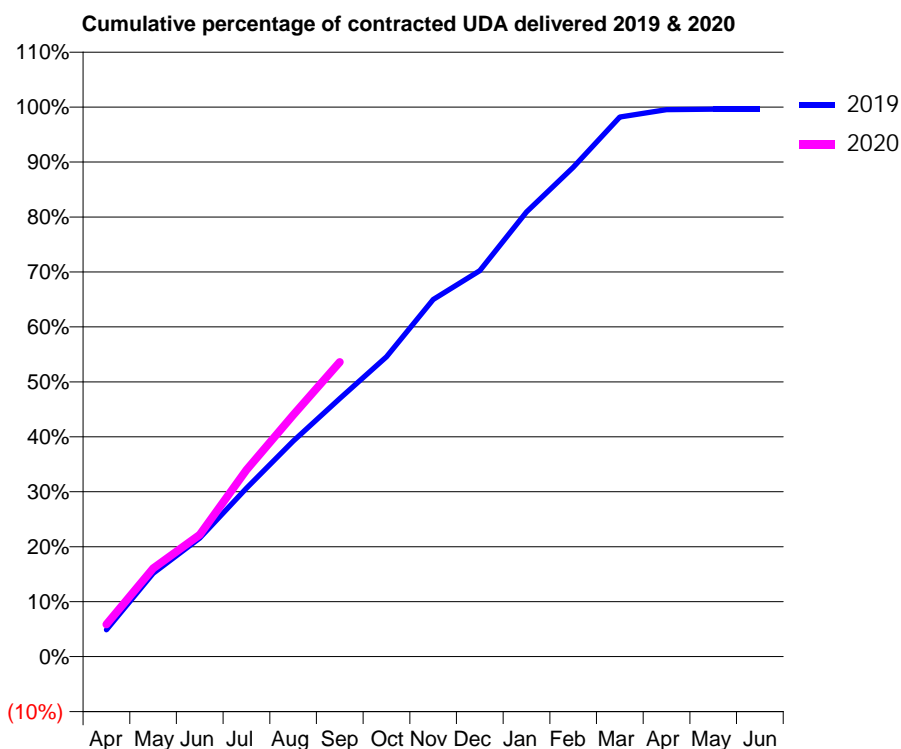
19/20 Contracted general activity (UDA)	13,000
Carry forward general activity (UDA)	57
19/20 Contracted orthodontic activity (UOA)	0
Carry forward orthodontic activity (UOA)	0
Baseline contract value	£326,404.89

ACCESS*

Patients seen in 24 months	Total	Change since previous quarter
Quarter ending September 2018	5,709	
Quarter ending December 2018	5,920	↑
Quarter ending March 2019	6,182	↑
Quarter ending June 2019	6,327	↑
Quarter ending September 2019	6,393	→
Variance since September 2018	12.0%	↑



ACTIVITY



Month	Adjusted Scheduled Activity (UDA)	
	2019	2020
April	699	762
May	2,165	2,086
June	3,084	2,883
July	4,384	4,415
August	5,609	5,716
September	6,717	6,968
October	7,803	
November	9,295	
December	10,046	
January	11,571	
February	12,733	
March	14,037	
April	14,233	
May	14,243	
June	14,243	

QUALITY

	Quantity	Base Number	Contract	AT	Region	England
% of FP17s for the same patient ID Re-attending within 3 months - Children	98	1,348	7.3%	11.2%	10.8%	11.5%
% of FP17s for the same patient ID Re-attending within 3 months - Adults	413	2,744	15.1%	14.6%	15.2%	15.4%
% of FP17s for the same patient ID Re-attending between 3 & 9 months - Children	768	1,348	57.0%	59.3%	62.2%	59.7%
% of FP17s for the same patient ID Re-attending between 3 & 9 months - Adults	1,220	2,744	44.5%	49.7%	52.9%	51.7%
% of FP17s for Band 1 Urgent Courses	557	3,967	14.0%	10.0%	9.7%	9.2%
% of FP17s Relating to Free Repair or Replacements	20	3,967	0.5%	0.6%	0.6%	0.7%
% of FP17s Relating to Continuations	34	3,967	0.9%	0.5%	0.7%	0.8%
% of Patients satisfied with the dentistry they have received	3	3	N/A	91.6%	93.6%	93.5%
% of Patients satisfied with the time they had to wait for an appointment	3	3	N/A	83.7%	86.3%	87.4%

* This is based on patients treated on this contract for their most recent course of treatment. Figures in italics indicate the base number of FP17s or Patient Questionnaire responses are less than 100. N/A is shown where the base number of responses is less than 10 during the period. % is calculated as Quantity/Base number*100

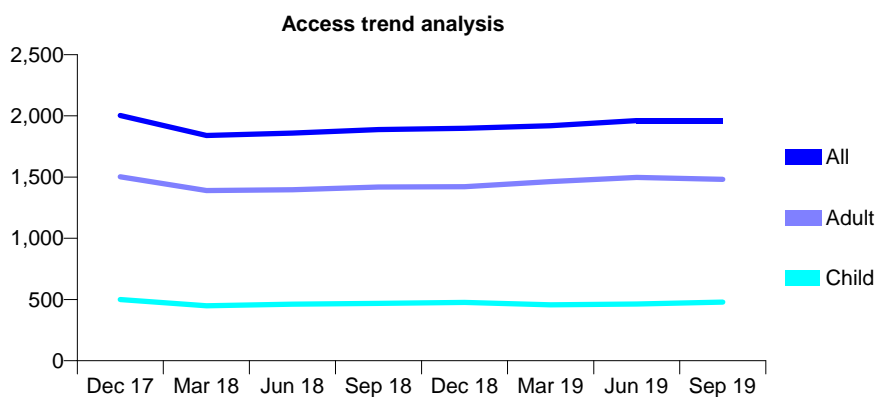
Q69 - Vital Signs At a Glance Contract Report for 360589/0001 - September 2019

Name or company name	Carling Dental Practice
Contract type name	GDS Contract
Purpose of contract	General
Contract start date	01/04/2006
Contract end date	

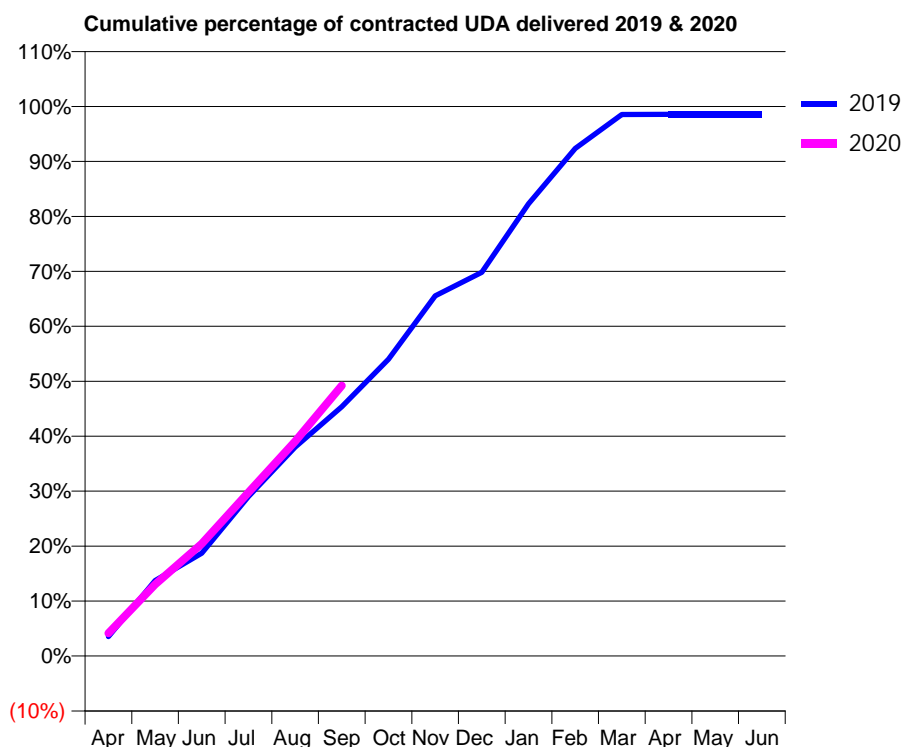
19/20 Contracted general activity (UDA)	5,446
Carry forward general activity (UDA)	78
19/20 Contracted orthodontic activity (UOA)	0
Carry forward orthodontic activity (UOA)	0
Baseline contract value	£152,647.15

ACCESS*

Patients seen in 24 months	Total	Change since previous quarter
Quarter ending September 2018	1,888	
Quarter ending December 2018	1,898	→
Quarter ending March 2019	1,920	→
Quarter ending June 2019	1,961	↑
Quarter ending September 2019	1,961	→
Variance since September 2018	3.9%	↑



ACTIVITY



Month	Adjusted Scheduled Activity (UDA)	
	2019	2020
April	194	227
May	749	710
June	1,020	1,114
July	1,580	1,622
August	2,070	2,127
September	2,471	2,679
October	2,941	
November	3,568	
December	3,803	
January	4,481	
February	5,029	
March	5,366	
April	5,367	
May	5,367	
June	5,367	

QUALITY

	Quantity	Base Number	Contract	AT	Region	England
% of FP17s for the same patient ID Re-attending within 3 months - Children	44	401	11.0%	11.2%	10.8%	11.5%
% of FP17s for the same patient ID Re-attending within 3 months - Adults	131	1,073	12.2%	14.6%	15.2%	15.4%
% of FP17s for the same patient ID Re-attending between 3 & 9 months - Children	198	401	49.4%	59.3%	62.2%	59.7%
% of FP17s for the same patient ID Re-attending between 3 & 9 months - Adults	479	1,073	44.6%	49.7%	52.9%	51.7%
% of FP17s for Band 1 Urgent Courses	217	1,473	14.7%	10.0%	9.7%	9.2%
% of FP17s Relating to Free Repair or Replacements	40	1,473	2.7%	0.6%	0.6%	0.7%
% of FP17s Relating to Continuations	0	1,473	0.0%	0.5%	0.7%	0.8%
% of Patients satisfied with the dentistry they have received	1	1	N/A	91.6%	93.6%	93.5%
% of Patients satisfied with the time they had to wait for an appointment	1	1	N/A	83.7%	86.3%	87.4%

* This is based on patients treated on this contract for their most recent course of treatment. Figures in italics indicate the base number of FP17s or Patient Questionnaire responses are less than 100. N/A is shown where the base number of responses is less than 10 during the period. % is calculated as Quantity/Base number*100

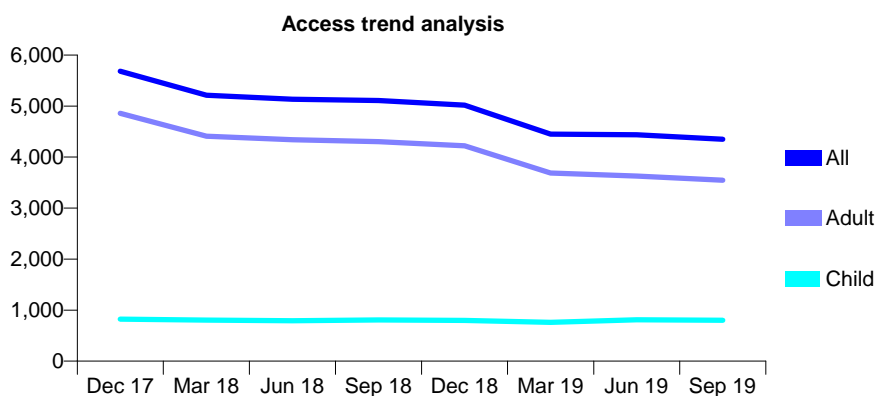
Q69 - Vital Signs At a Glance Contract Report for 385905/0001 - September 2019

Name or company name	Mr S Kaura and Mr T Tariq
Contract type name	GDS Contract
Purpose of contract	General
Contract start date	01/04/2006
Contract end date	

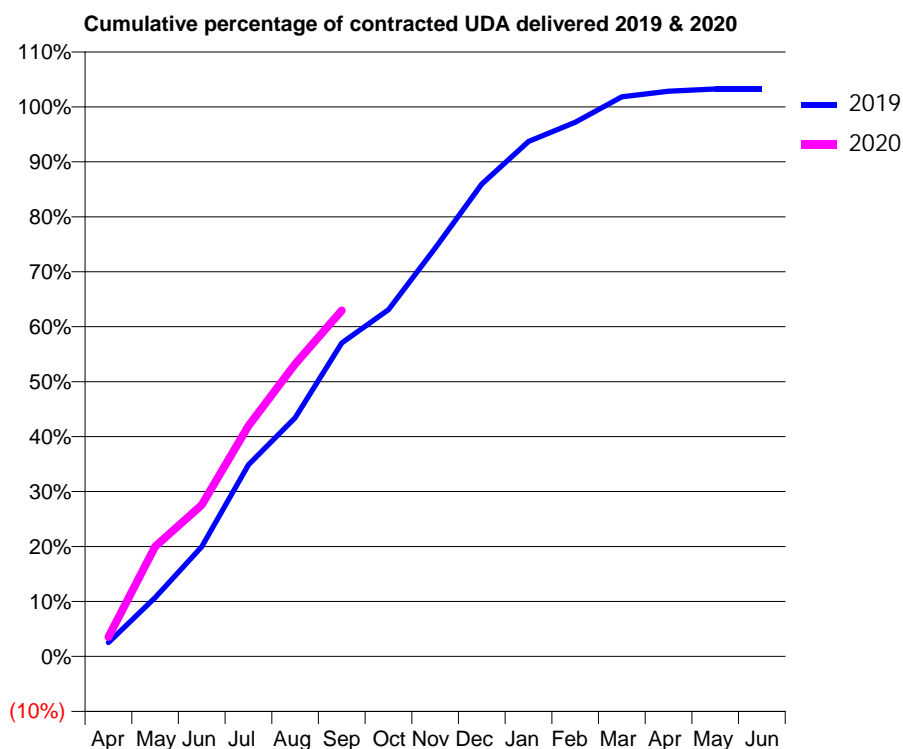
19/20 Contracted general activity (UDA)	10,897
Carry forward general activity (UDA)	-239
19/20 Contracted orthodontic activity (UOA)	0
Carry forward orthodontic activity (UOA)	0
Baseline contract value	£321,398.88

ACCESS*

Patients seen in 24 months	Total	Change since previous quarter
Quarter ending September 2018	5,109	
Quarter ending December 2018	5,019	↓
Quarter ending March 2019	4,451	↓
Quarter ending June 2019	4,439	→
Quarter ending September 2019	4,348	↓
Variance since September 2018	(14.9%)	↓



ACTIVITY



Month	2019	2020
April	304	385
May	1,284	2,178
June	2,393	3,003
July	4,182	4,571
August	5,204	5,801
September	6,836	6,859
October	7,562	
November	8,906	
December	10,302	
January	11,231	
February	11,651	
March	12,205	
April	12,324	
May	12,374	
June	12,374	

QUALITY

	Quantity	Base Number	Contract	AT	Region	England
% of FP17s for the same patient ID Re-attending within 3 months - Children	52	561	9.3%	11.2%	10.8%	11.5%
% of FP17s for the same patient ID Re-attending within 3 months - Adults	281	2,282	12.3%	14.6%	15.2%	15.4%
% of FP17s for the same patient ID Re-attending between 3 & 9 months - Children	200	561	35.7%	59.3%	62.2%	59.7%
% of FP17s for the same patient ID Re-attending between 3 & 9 months - Adults	601	2,282	26.3%	49.7%	52.9%	51.7%
% of FP17s for Band 1 Urgent Courses	831	2,752	30.2%	10.0%	9.7%	9.2%
% of FP17s Relating to Free Repair or Replacements	2	2,752	0.1%	0.6%	0.6%	0.7%
% of FP17s Relating to Continuations	5	2,752	0.2%	0.5%	0.7%	0.8%
% of Patients satisfied with the dentistry they have received	2	2	N/A	91.6%	93.6%	93.5%
% of Patients satisfied with the time they had to wait for an appointment	2	2	N/A	83.7%	86.3%	87.4%

* This is based on patients treated on this contract for their most recent course of treatment. Figures in italics indicate the base number of FP17s or Patient Questionnaire responses are less than 100. N/A is shown where the base number of responses is less than 10 during the period. % is calculated as Quantity/Base number*100

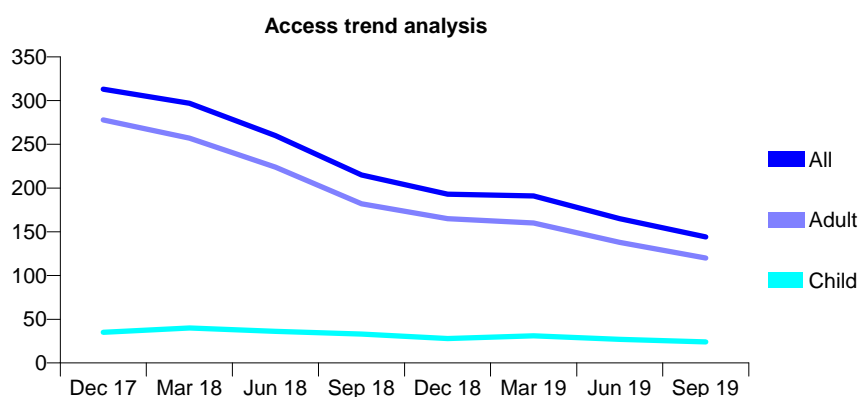
Q69 - Vital Signs At a Glance Contract Report for 385905/0003 - September 2019

Name or company name	Mr S Kaura and Mr T Tariq
Contract type name	PDS Contract
Purpose of contract	General
Contract start date	01/04/2006
Contract end date	31/03/2021

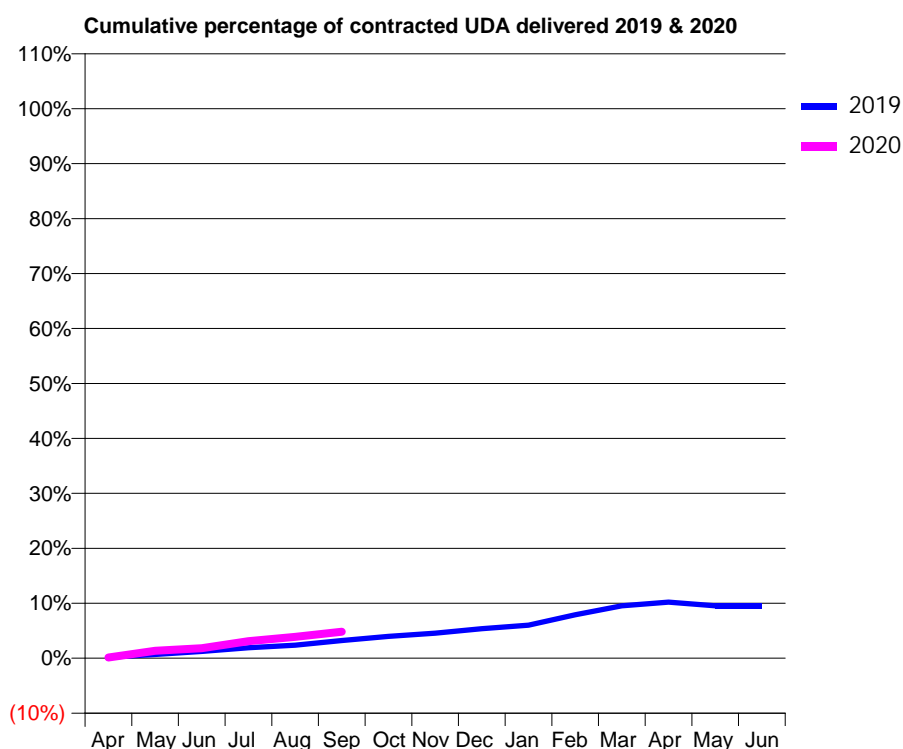
19/20 Contracted general activity (UDA)	3,488
Carry forward general activity (UDA)	0
19/20 Contracted orthodontic activity (UOA)	0
Carry forward orthodontic activity (UOA)	0
Baseline contract value	£106,421.52

ACCESS*

Patients seen in 24 months	Total	Change since previous quarter
Quarter ending September 2018	215	
Quarter ending December 2018	193	↓
Quarter ending March 2019	191	↓
Quarter ending June 2019	165	↓
Quarter ending September 2019	144	↓
Variance since September 2018	(33.0%)	↓



ACTIVITY



Month	2019	2020
April	6	5
May	24	47
June	43	64
July	67	108
August	82	136
September	112	168
October	139	
November	159	
December	188	
January	210	
February	275	
March	333	
April	356	
May	333	
June	333	

QUALITY

	Quantity	Base Number	Contract	AT	Region	England
% of FP17s for the same patient ID Re-attending within 3 months - Children	2	45	4.4%	11.2%	10.8%	11.5%
% of FP17s for the same patient ID Re-attending within 3 months - Adults	4	100	4.0%	14.6%	15.2%	15.4%
% of FP17s for the same patient ID Re-attending between 3 & 9 months - Children	0	45	0.0%	59.3%	62.2%	59.7%
% of FP17s for the same patient ID Re-attending between 3 & 9 months - Adults	1	100	1.0%	49.7%	52.9%	51.7%
% of FP17s for Band 1 Urgent Courses	136	141	96.5%	10.0%	9.7%	9.2%
% of FP17s Relating to Free Repair or Replacements	0	141	0.0%	0.6%	0.6%	0.7%
% of FP17s Relating to Continuations	0	141	0.0%	0.5%	0.7%	0.8%
% of Patients satisfied with the dentistry they have received	0	0	N/A	91.6%	93.6%	93.5%
% of Patients satisfied with the time they had to wait for an appointment	0	0	N/A	83.7%	86.3%	87.4%

* This is based on patients treated on this contract for their most recent course of treatment.

Figures in italics indicate the base number of FP17s or Patient Questionnaire responses are less than 100. N/A is shown where the base number of responses is less than 10 during the period. % is calculated as Quantity/Base number*100

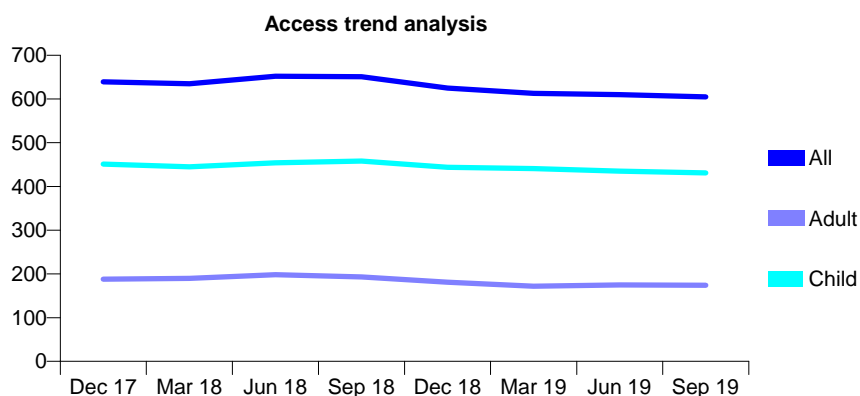
Q69 - Vital Signs At a Glance Contract Report for 566039/0005 - September 2019

Name or company name	Woodstock Dental Practice Partnership
Contract type name	GDS Contract
Purpose of contract	General
Contract start date	01/04/2006
Contract end date	

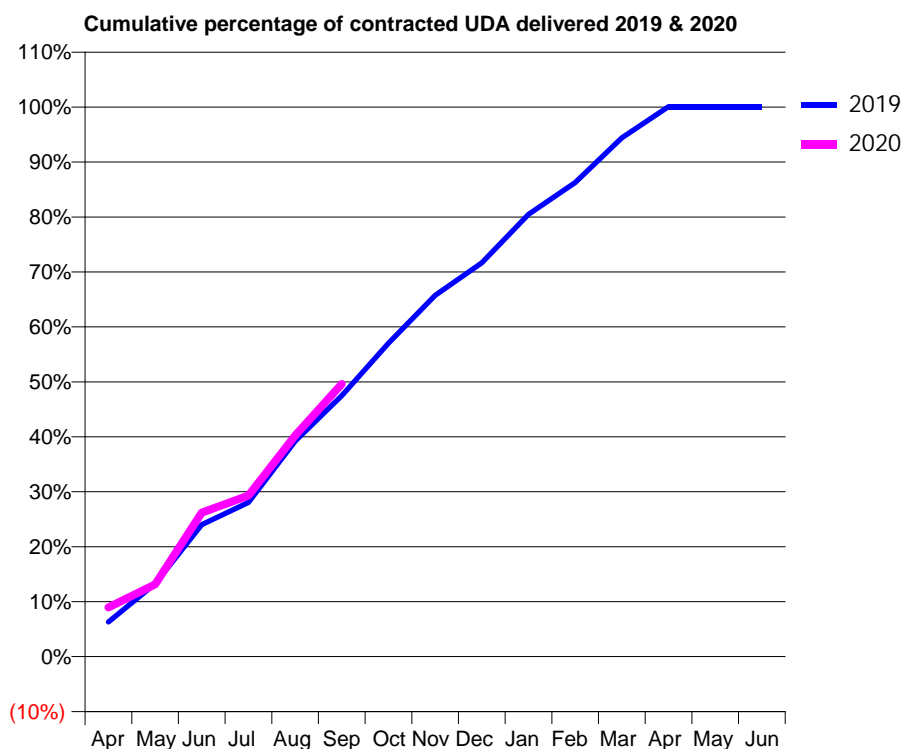
19/20 Contracted general activity (UDA)	1,000
Carry forward general activity (UDA)	-1
19/20 Contracted orthodontic activity (UOA)	0
Carry forward orthodontic activity (UOA)	0
Baseline contract value	£27,357.39

ACCESS*

Patients seen in 24 months	Total	Change since previous quarter
Quarter ending September 2018	651	
Quarter ending December 2018	625	↓
Quarter ending March 2019	613	↓
Quarter ending June 2019	610	→
Quarter ending September 2019	605	→
Variance since September 2018	(7.1%)	↓



ACTIVITY



Month	Adjusted Scheduled Activity (UDA)	
	2019	2020
April	66	90
May	139	132
June	252	262
July	295	293
August	412	402
September	498	496
October	599	
November	690	
December	752	
January	845	
February	906	
March	991	
April	1,051	
May	1,051	
June	1,051	

QUALITY

	Quantity	Base Number	Contract	AT	Region	England
% of FP17s for the same patient ID Re-attending within 3 months - Children	18	323	5.6%	11.2%	10.8%	11.5%
% of FP17s for the same patient ID Re-attending within 3 months - Adults	8	71	11.3%	14.6%	15.2%	15.4%
% of FP17s for the same patient ID Re-attending between 3 & 9 months - Children	195	323	60.4%	59.3%	62.2%	59.7%
% of FP17s for the same patient ID Re-attending between 3 & 9 months - Adults	35	71	49.3%	49.7%	52.9%	51.7%
% of FP17s for Band 1 Urgent Courses	6	366	1.6%	10.0%	9.7%	9.2%
% of FP17s Relating to Free Repair or Replacements	1	366	0.3%	0.6%	0.6%	0.7%
% of FP17s Relating to Continuations	0	366	0.0%	0.5%	0.7%	0.8%
% of Patients satisfied with the dentistry they have received	0	0	N/A	91.6%	93.6%	93.5%
% of Patients satisfied with the time they had to wait for an appointment	0	0	N/A	83.7%	86.3%	87.4%

* This is based on patients treated on this contract for their most recent course of treatment. Figures in italics indicate the base number of FP17s or Patient Questionnaire responses are less than 100. N/A is shown where the base number of responses is less than 10 during the period. % is calculated as Quantity/Base number*100

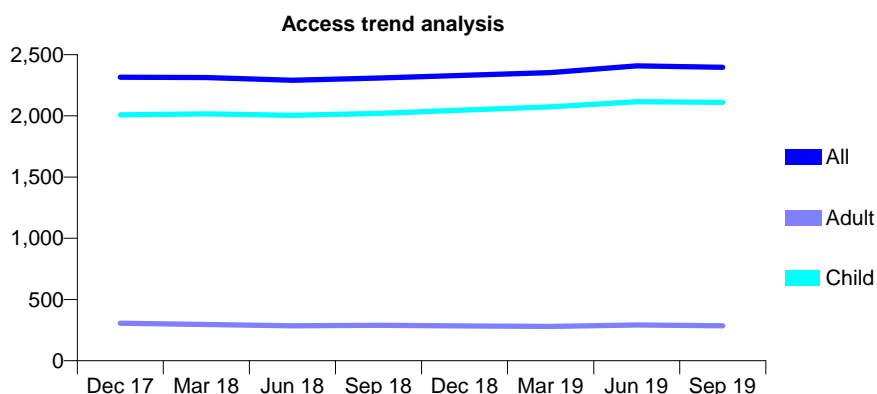
Q69 - Vital Signs At a Glance Contract Report for 566551/0001 - September 2019

Name or company name	MR GB DERRY
Contract type name	GDS Contract
Purpose of contract	General
Contract start date	01/04/2006
Contract end date	

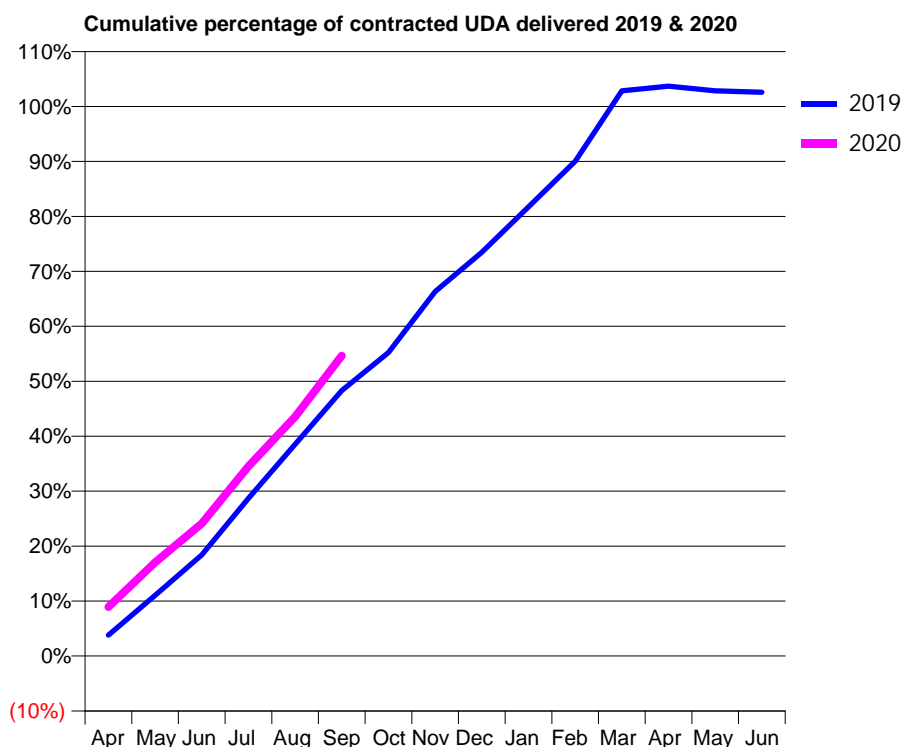
19/20 Contracted general activity (UDA)	5,000
Carry forward general activity (UDA)	-100
19/20 Contracted orthodontic activity (UOA)	0
Carry forward orthodontic activity (UOA)	0
Baseline contract value	£140,100.74

ACCESS*

Patients seen in 24 months	Total	Change since previous quarter
Quarter ending September 2018	2,309	
Quarter ending December 2018	2,332	→
Quarter ending March 2019	2,354	→
Quarter ending June 2019	2,409	↑
Quarter ending September 2019	2,397	→
Variance since September 2018	3.8%	↑



ACTIVITY



Month	Adjusted Scheduled Activity (UDA)	
	2019	2020
April	190	447
May	553	853
June	920	1,205
July	1,435	1,726
August	1,928	2,178
September	2,415	2,733
October	2,763	
November	3,317	
December	3,673	
January	4,088	
February	4,502	
March	5,142	
April	5,184	
May	5,142	
June	5,130	

QUALITY

	Quantity	Base Number	Contract	AT	Region	England
% of FP17s for the same patient ID Re-attending within 3 months - Children	191	1,969	9.7%	11.2%	10.8%	11.5%
% of FP17s for the same patient ID Re-attending within 3 months - Adults	5	109	4.6%	14.6%	15.2%	15.4%
% of FP17s for the same patient ID Re-attending between 3 & 9 months - Children	1,418	1,969	72.0%	59.3%	62.2%	59.7%
% of FP17s for the same patient ID Re-attending between 3 & 9 months - Adults	83	109	76.1%	49.7%	52.9%	51.7%
% of FP17s for Band 1 Urgent Courses	76	2,027	3.7%	10.0%	9.7%	9.2%
% of FP17s Relating to Free Repair or Replacements	0	2,027	0.0%	0.6%	0.6%	0.7%
% of FP17s Relating to Continuations	0	2,027	0.0%	0.5%	0.7%	0.8%
% of Patients satisfied with the dentistry they have received	0	0	N/A	91.6%	93.6%	93.5%
% of Patients satisfied with the time they had to wait for an appointment	0	0	N/A	83.7%	86.3%	87.4%

* This is based on patients treated on this contract for their most recent course of treatment. Figures in italics indicate the base number of FP17s or Patient Questionnaire responses are less than 100. N/A is shown where the base number of responses is less than 10 during the period. % is calculated as Quantity/Base number*100

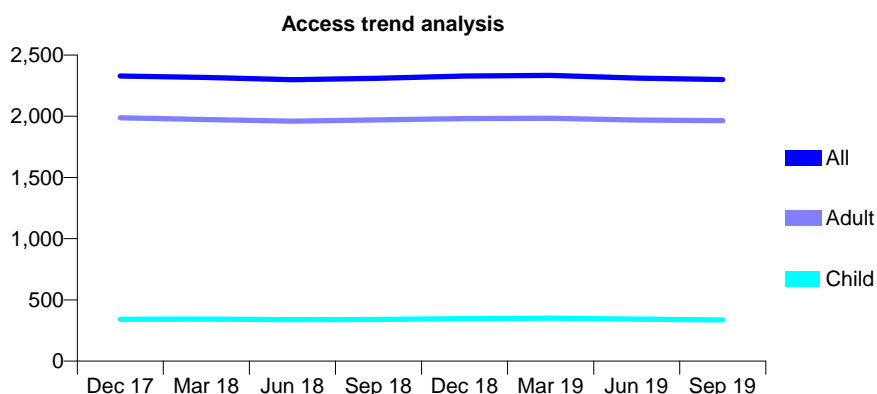
Q69 - Vital Signs At a Glance Contract Report for 575682/0001 - September 2019

Name or company name	Coull, Patel & Taftt
Contract type name	GDS Contract
Purpose of contract	General
Contract start date	01/04/2006
Contract end date	

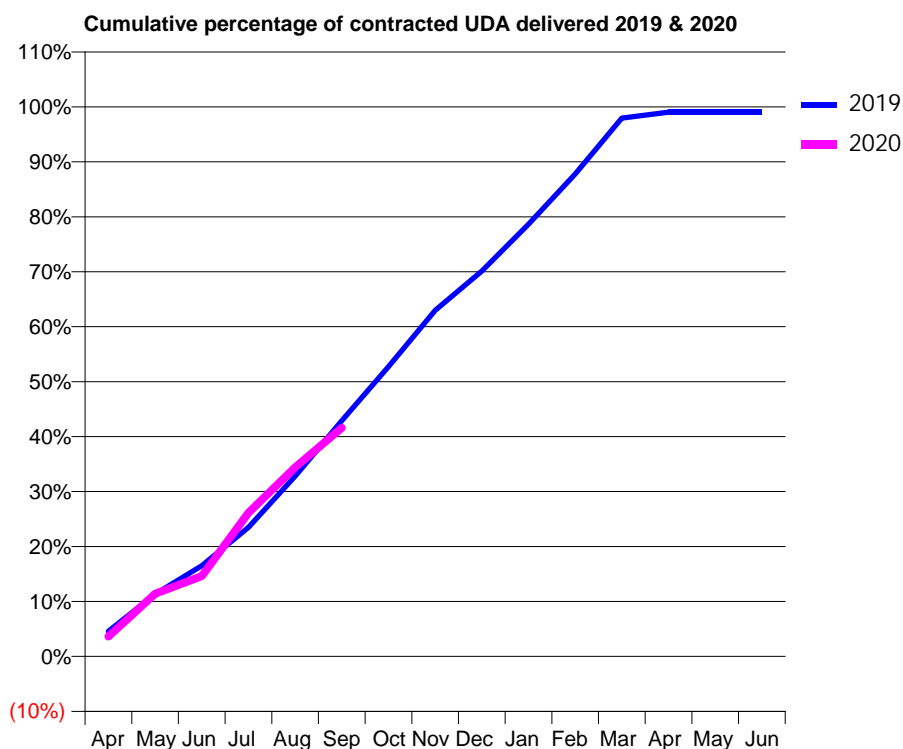
19/20 Contracted general activity (UDA)	6,812
Carry forward general activity (UDA)	66
19/20 Contracted orthodontic activity (UOA)	0
Carry forward orthodontic activity (UOA)	0
Baseline contract value	£166,714.75

ACCESS*

Patients seen in 24 months	Total	Change since previous quarter
Quarter ending September 2018	2,311	
Quarter ending December 2018	2,328	→
Quarter ending March 2019	2,334	→
Quarter ending June 2019	2,312	→
Quarter ending September 2019	2,300	→
Variance since September 2018	(0.5%)	→



ACTIVITY



Month	2019	2020
April	313	247
May	772	777
June	1,125	996
July	1,602	1,781
August	2,235	2,342
September	2,921	2,834
October	3,592	
November	4,291	
December	4,777	
January	5,357	
February	5,981	
March	6,672	
April	6,746	
May	6,746	
June	6,746	

QUALITY

	Quantity	Base Number	Contract	AT	Region	England
% of FP17s for the same patient ID Re-attending within 3 months - Children	18	282	6.4%	11.2%	10.8%	11.5%
% of FP17s for the same patient ID Re-attending within 3 months - Adults	131	1,454	9.0%	14.6%	15.2%	15.4%
% of FP17s for the same patient ID Re-attending between 3 & 9 months - Children	184	282	65.2%	59.3%	62.2%	59.7%
% of FP17s for the same patient ID Re-attending between 3 & 9 months - Adults	919	1,454	63.2%	49.7%	52.9%	51.7%
% of FP17s for Band 1 Urgent Courses	154	1,704	9.0%	10.0%	9.7%	9.2%
% of FP17s Relating to Free Repair or Replacements	3	1,704	0.2%	0.6%	0.6%	0.7%
% of FP17s Relating to Continuations	10	1,704	0.6%	0.5%	0.7%	0.8%
% of Patients satisfied with the dentistry they have received	1	2	N/A	91.6%	93.6%	93.5%
% of Patients satisfied with the time they had to wait for an appointment	1	2	N/A	83.7%	86.3%	87.4%

* This is based on patients treated on this contract for their most recent course of treatment. Figures in italics indicate the base number of FP17s or Patient Questionnaire responses are less than 100. N/A is shown where the base number of responses is less than 10 during the period. % is calculated as Quantity/Base number*100

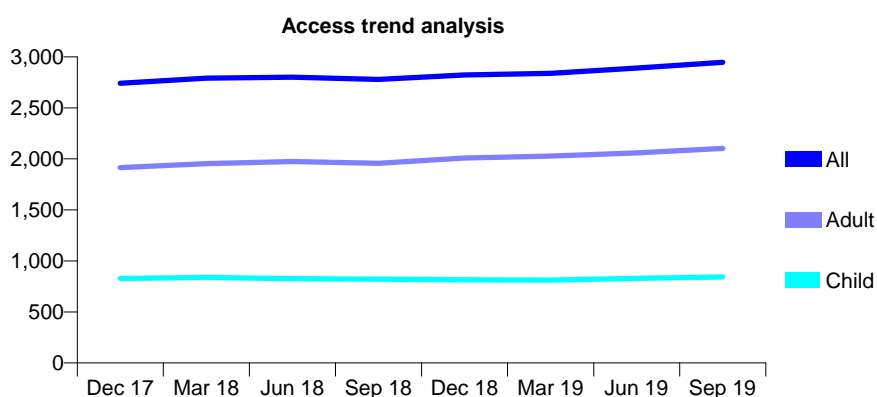
Q69 - Vital Signs At a Glance Contract Report for 578967/0001 - September 2019

Name or company name	Harbinder Dewgun
Contract type name	GDS Contract
Purpose of contract	General
Contract start date	01/04/2006
Contract end date	

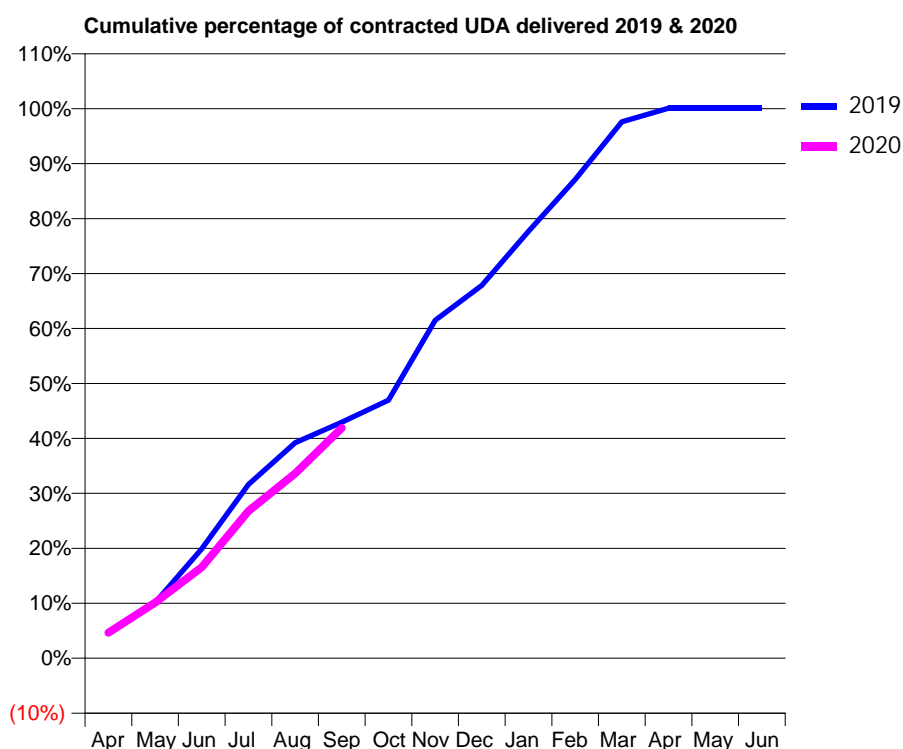
19/20 Contracted general activity (UDA)	7,646
Carry forward general activity (UDA)	-5
19/20 Contracted orthodontic activity (UOA)	0
Carry forward orthodontic activity (UOA)	0
Baseline contract value	£187,125.82

ACCESS*

Patients seen in 24 months	Total	Change since previous quarter
Quarter ending September 2018	2,779	
Quarter ending December 2018	2,823	→
Quarter ending March 2019	2,839	→
Quarter ending June 2019	2,889	→
Quarter ending September 2019	2,947	↑
Variance since September 2018	6.0%	↑



ACTIVITY



Month	2019	2020
April	351	355
May	774	774
June	1,523	1,266
July	2,416	2,047
August	2,999	2,571
September	3,283	3,203
October	3,591	
November	4,700	
December	5,188	
January	5,940	
February	6,659	
March	7,461	
April	7,651	
May	7,651	
June	7,651	

QUALITY

	Quantity	Base Number	Contract	AT	Region	England
% of FP17s for the same patient ID Re-attending within 3 months - Children	62	693	8.9%	11.2%	10.8%	11.5%
% of FP17s for the same patient ID Re-attending within 3 months - Adults	170	1,369	12.4%	14.6%	15.2%	15.4%
% of FP17s for the same patient ID Re-attending between 3 & 9 months - Children	442	693	63.8%	59.3%	62.2%	59.7%
% of FP17s for the same patient ID Re-attending between 3 & 9 months - Adults	705	1,369	51.5%	49.7%	52.9%	51.7%
% of FP17s for Band 1 Urgent Courses	165	1,951	8.5%	10.0%	9.7%	9.2%
% of FP17s Relating to Free Repair or Replacements	14	1,951	0.7%	0.6%	0.6%	0.7%
% of FP17s Relating to Continuations	6	1,951	0.3%	0.5%	0.7%	0.8%
% of Patients satisfied with the dentistry they have received	3	3	N/A	91.6%	93.6%	93.5%
% of Patients satisfied with the time they had to wait for an appointment	3	3	N/A	83.7%	86.3%	87.4%

* This is based on patients treated on this contract for their most recent course of treatment.

Figures in italics indicate the base number of FP17s or Patient Questionnaire responses are less than 100. N/A is shown where the base number of responses is less than 10 during the period. % is calculated as Quantity/Base number*100

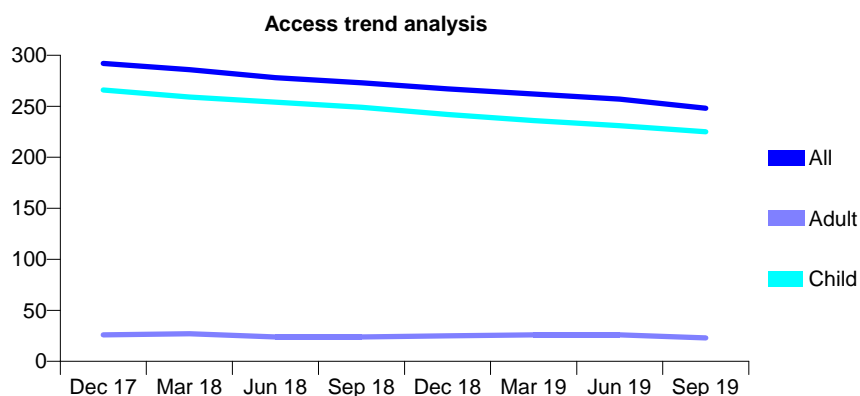
Q69 - Vital Signs At a Glance Contract Report for 630209/0001 - September 2019

Name or company name	MR CR NIXON
Contract type name	GDS Contract
Purpose of contract	General
Contract start date	01/04/2006
Contract end date	

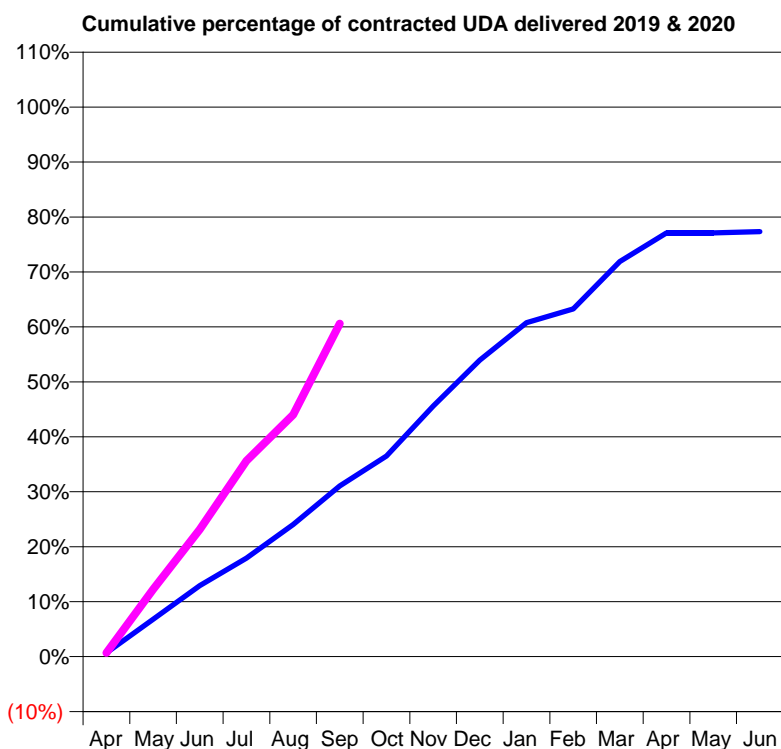
19/20 Contracted general activity (UDA)	441
Carry forward general activity (UDA)	0
19/20 Contracted orthodontic activity (UOA)	0
Carry forward orthodontic activity (UOA)	0
Baseline contract value	£10,507.48

ACCESS*

Patients seen in 24 months	Total	Change since previous quarter
Quarter ending September 2018	273	
Quarter ending December 2018	267	↓
Quarter ending March 2019	262	↓
Quarter ending June 2019	257	↓
Quarter ending September 2019	248	↓
Variance since September 2018	(9.2%)	↓



ACTIVITY



Month	Adjusted Scheduled Activity (UDA)	
	2019	2020
April	3	3
May	30	54
June	57	102
July	79	157
August	106	194
September	137	267
October	161	
November	201	
December	238	
January	268	
February	279	
March	317	
April	340	
May	340	
June	341	

QUALITY

	Quantity	Base Number	Contract	AT	Region	England
% of FP17s for the same patient ID Re-attending within 3 months - Children	69	268	25.7%	11.2%	10.8%	11.5%
% of FP17s for the same patient ID Re-attending within 3 months - Adults	4	11	36.4%	14.6%	15.2%	15.4%
% of FP17s for the same patient ID Re-attending between 3 & 9 months - Children	132	268	49.3%	59.3%	62.2%	59.7%
% of FP17s for the same patient ID Re-attending between 3 & 9 months - Adults	5	11	45.5%	49.7%	52.9%	51.7%
% of FP17s for Band 1 Urgent Courses	1	233	0.4%	10.0%	9.7%	9.2%
% of FP17s Relating to Free Repair or Replacements	0	233	0.0%	0.6%	0.6%	0.7%
% of FP17s Relating to Continuations	0	233	0.0%	0.5%	0.7%	0.8%
% of Patients satisfied with the dentistry they have received	0	0	N/A	91.6%	93.6%	93.5%
% of Patients satisfied with the time they had to wait for an appointment	0	0	N/A	83.7%	86.3%	87.4%

* This is based on patients treated on this contract for their most recent course of treatment. Figures in italics indicate the base number of FP17s or Patient Questionnaire responses are less than 100. N/A is shown where the base number of responses is less than 10 during the period. % is calculated as Quantity/Base number*100

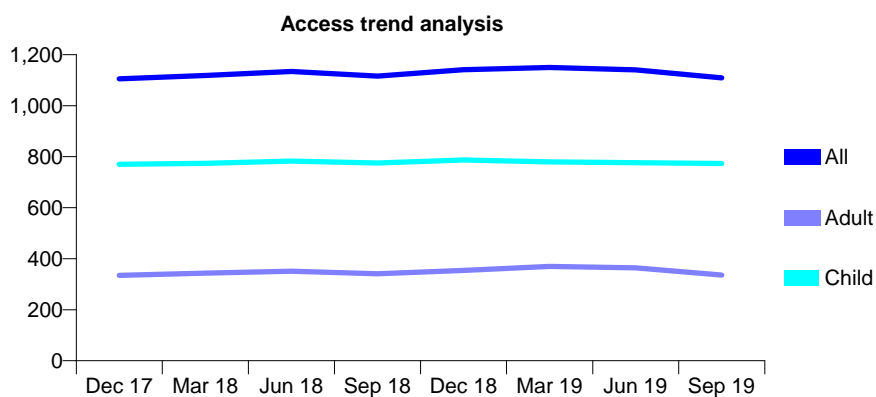
Q69 - Vital Signs At a Glance Contract Report for 630640/0001 - September 2019

Name or company name	MRS ME SHAW
Contract type name	GDS Contract
Purpose of contract	General
Contract start date	01/04/2006
Contract end date	

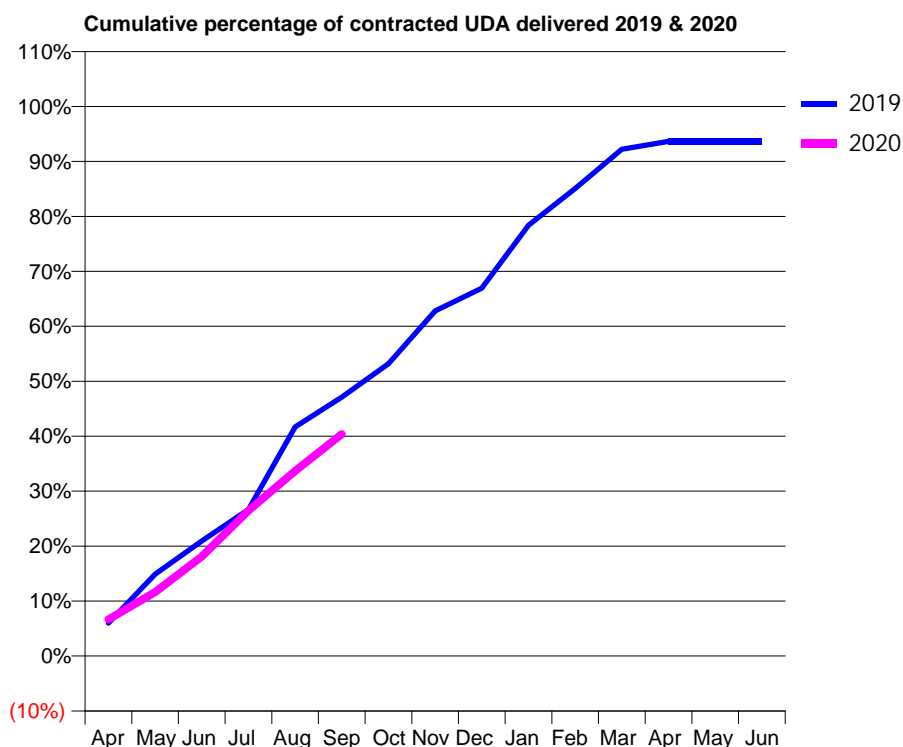
19/20 Contracted general activity (UDA)	2,164
Carry forward general activity (UDA)	0
19/20 Contracted orthodontic activity (UOA)	0
Carry forward orthodontic activity (UOA)	0
Baseline contract value	£48,759.77

ACCESS*

Patients seen in 24 months	Total	Change since previous quarter
Quarter ending September 2018	1,116	
Quarter ending December 2018	1,141	↑
Quarter ending March 2019	1,150	→
Quarter ending June 2019	1,140	→
Quarter ending September 2019	1,109	↓
Variance since September 2018	(0.6%)	→



ACTIVITY



Month	Adjusted Scheduled Activity (UDA)	
	2019	2020
April	129	144
May	323	252
June	453	392
July	577	573
August	903	729
September	1,020	874
October	1,151	
November	1,359	
December	1,448	
January	1,696	
February	1,841	
March	1,996	
April	2,026	
May	2,026	
June	2,026	

QUALITY

	Quantity	Base Number	Contract	AT	Region	England
% of FP17s for the same patient ID Re-attending within 3 months - Children	57	678	8.4%	11.2%	10.8%	11.5%
% of FP17s for the same patient ID Re-attending within 3 months - Adults	5	68	7.4%	14.6%	15.2%	15.4%
% of FP17s for the same patient ID Re-attending between 3 & 9 months - Children	461	678	68.0%	59.3%	62.2%	59.7%
% of FP17s for the same patient ID Re-attending between 3 & 9 months - Adults	46	68	67.6%	49.7%	52.9%	51.7%
% of FP17s for Band 1 Urgent Courses	26	720	3.6%	10.0%	9.7%	9.2%
% of FP17s Relating to Free Repair or Replacements	0	720	0.0%	0.6%	0.6%	0.7%
% of FP17s Relating to Continuations	0	720	0.0%	0.5%	0.7%	0.8%
% of Patients satisfied with the dentistry they have received	3	4	N/A	91.6%	93.6%	93.5%
% of Patients satisfied with the time they had to wait for an appointment	3	4	N/A	83.7%	86.3%	87.4%

* This is based on patients treated on this contract for their most recent course of treatment. Figures in italics indicate the base number of FP17s or Patient Questionnaire responses are less than 100. N/A is shown where the base number of responses is less than 10 during the period. % is calculated as Quantity/Base number*100

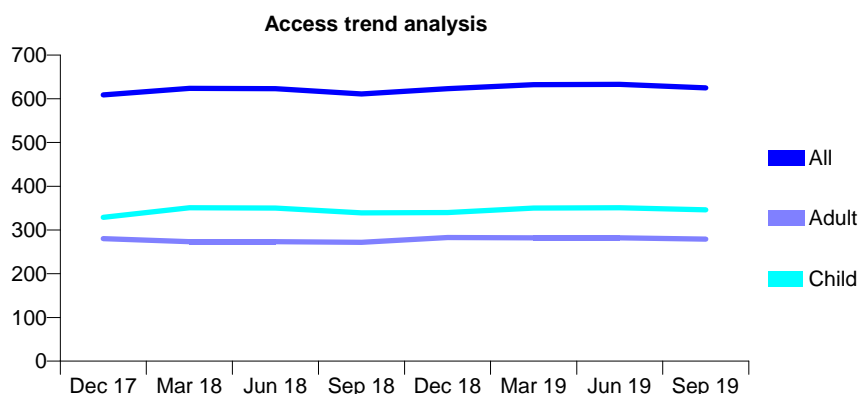
Q69 - Vital Signs At a Glance Contract Report for 631043/0001 - September 2019

Name or company name	MR PR COLLINS
Contract type name	GDS Contract
Purpose of contract	General
Contract start date	01/04/2006
Contract end date	

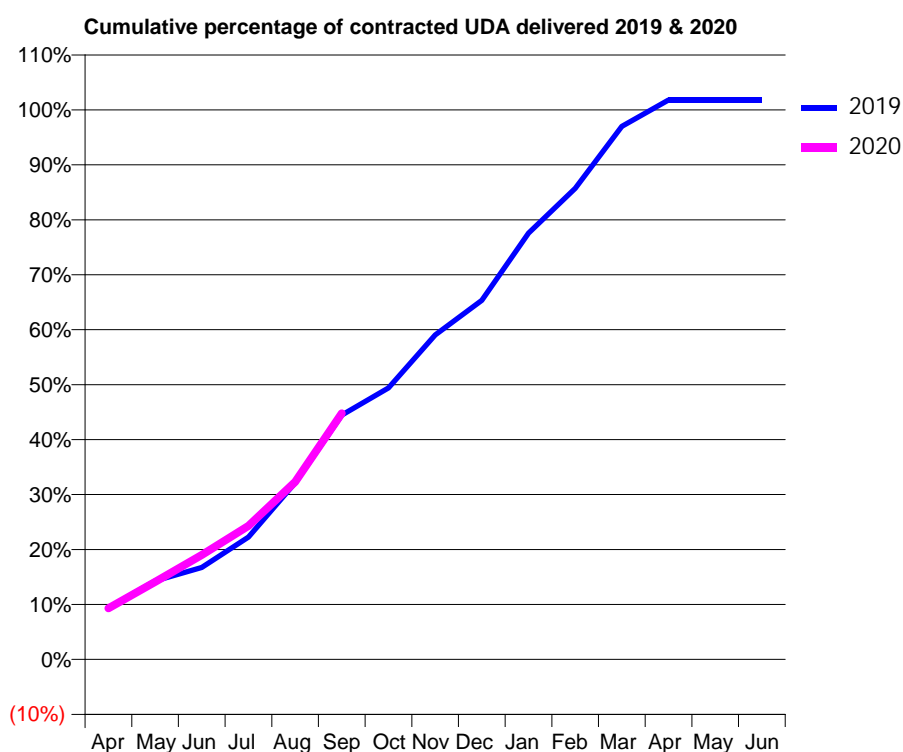
19/20 Contracted general activity (UDA)	1,226
Carry forward general activity (UDA)	-22
19/20 Contracted orthodontic activity (UOA)	0
Carry forward orthodontic activity (UOA)	0
Baseline contract value	£32,165.87

ACCESS*

Patients seen in 24 months	Total	Change since previous quarter
Quarter ending September 2018	611	
Quarter ending December 2018	623	→
Quarter ending March 2019	632	→
Quarter ending June 2019	633	→
Quarter ending September 2019	625	↓
Variance since September 2018	2.3%	↑



ACTIVITY



Month	2019	2020
April	115	114
May	175	173
June	205	233
July	273	298
August	394	396
September	545	549
October	606	
November	724	
December	801	
January	951	
February	1,051	
March	1,189	
April	1,248	
May	1,248	
June	1,248	

QUALITY

	Quantity	Base Number	Contract	AT	Region	England
% of FP17s for the same patient ID Re-attending within 3 months - Children	12	254	4.7%	11.2%	10.8%	11.5%
% of FP17s for the same patient ID Re-attending within 3 months - Adults	9	139	6.5%	14.6%	15.2%	15.4%
% of FP17s for the same patient ID Re-attending between 3 & 9 months - Children	145	254	57.1%	59.3%	62.2%	59.7%
% of FP17s for the same patient ID Re-attending between 3 & 9 months - Adults	64	139	46.0%	49.7%	52.9%	51.7%
% of FP17s for Band 1 Urgent Courses	0	350	0.0%	10.0%	9.7%	9.2%
% of FP17s Relating to Free Repair or Replacements	0	350	0.0%	0.6%	0.6%	0.7%
% of FP17s Relating to Continuations	6	350	1.7%	0.5%	0.7%	0.8%
% of Patients satisfied with the dentistry they have received	0	0	N/A	91.6%	93.6%	93.5%
% of Patients satisfied with the time they had to wait for an appointment	0	0	N/A	83.7%	86.3%	87.4%

* This is based on patients treated on this contract for their most recent course of treatment. Figures in italics indicate the base number of FP17s or Patient Questionnaire responses are less than 100. N/A is shown where the base number of responses is less than 10 during the period. % is calculated as Quantity/Base number*100

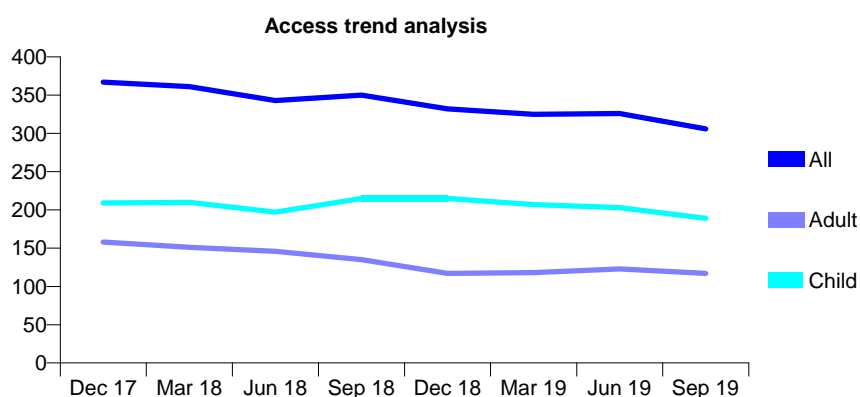
Q69 - Vital Signs At a Glance Contract Report for 631582/0001 - September 2019

Name or company name	Mark Hamburger and Rebecca Sadler
Contract type name	GDS Contract
Purpose of contract	General
Contract start date	01/04/2006
Contract end date	

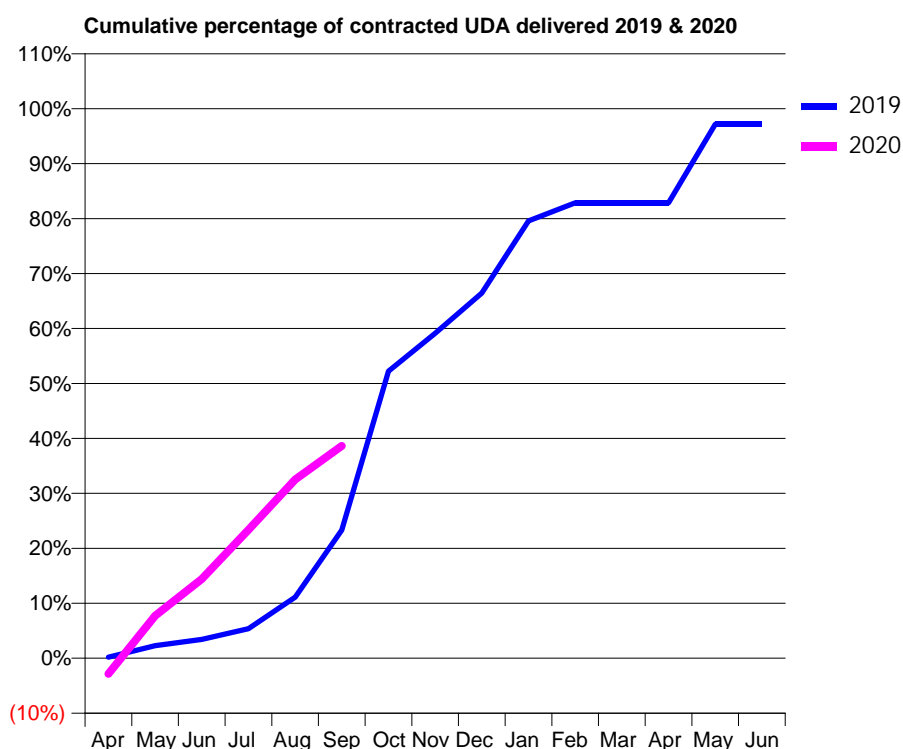
19/20 Contracted general activity (UDA)	525
Carry forward general activity (UDA)	15
19/20 Contracted orthodontic activity (UOA)	0
Carry forward orthodontic activity (UOA)	0
Baseline contract value	£14,798.61

ACCESS*

Patients seen in 24 months	Total	Change since previous quarter
Quarter ending September 2018	350	
Quarter ending December 2018	332	↓
Quarter ending March 2019	325	↓
Quarter ending June 2019	326	→
Quarter ending September 2019	306	↓
Variance since September 2018	(12.6%)	↓



ACTIVITY



Month	2019	2020
April	1	-15
May	12	41
June	18	76
July	28	123
August	58	171
September	122	203
October	274	
November	310	
December	349	
January	418	
February	435	
March	435	
April	435	
May	510	
June	510	

QUALITY

	Quantity	Base Number	Contract	AT	Region	England
% of FP17s for the same patient ID Re-attending within 3 months - Children	11	194	5.7%	11.2%	10.8%	11.5%
% of FP17s for the same patient ID Re-attending within 3 months - Adults	4	72	5.6%	14.6%	15.2%	15.4%
% of FP17s for the same patient ID Re-attending between 3 & 9 months - Children	146	194	75.3%	59.3%	62.2%	59.7%
% of FP17s for the same patient ID Re-attending between 3 & 9 months - Adults	43	72	59.7%	49.7%	52.9%	51.7%
% of FP17s for Band 1 Urgent Courses	4	195	2.1%	10.0%	9.7%	9.2%
% of FP17s Relating to Free Repair or Replacements	0	195	0.0%	0.6%	0.6%	0.7%
% of FP17s Relating to Continuations	0	195	0.0%	0.5%	0.7%	0.8%
% of Patients satisfied with the dentistry they have received	0	0	N/A	91.6%	93.6%	93.5%
% of Patients satisfied with the time they had to wait for an appointment	0	0	N/A	83.7%	86.3%	87.4%

* This is based on patients treated on this contract for their most recent course of treatment. Figures in italics indicate the base number of FP17s or Patient Questionnaire responses are less than 100. N/A is shown where the base number of responses is less than 10 during the period. % is calculated as Quantity/Base number*100

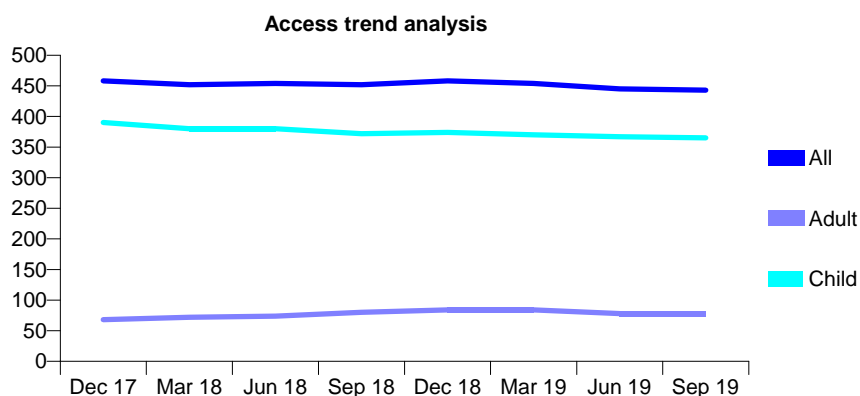
Q69 - Vital Signs At a Glance Contract Report for 632635/0001 - September 2019

Name or company name	Blanchard and Castle
Contract type name	GDS Contract
Purpose of contract	General
Contract start date	04/11/2006
Contract end date	

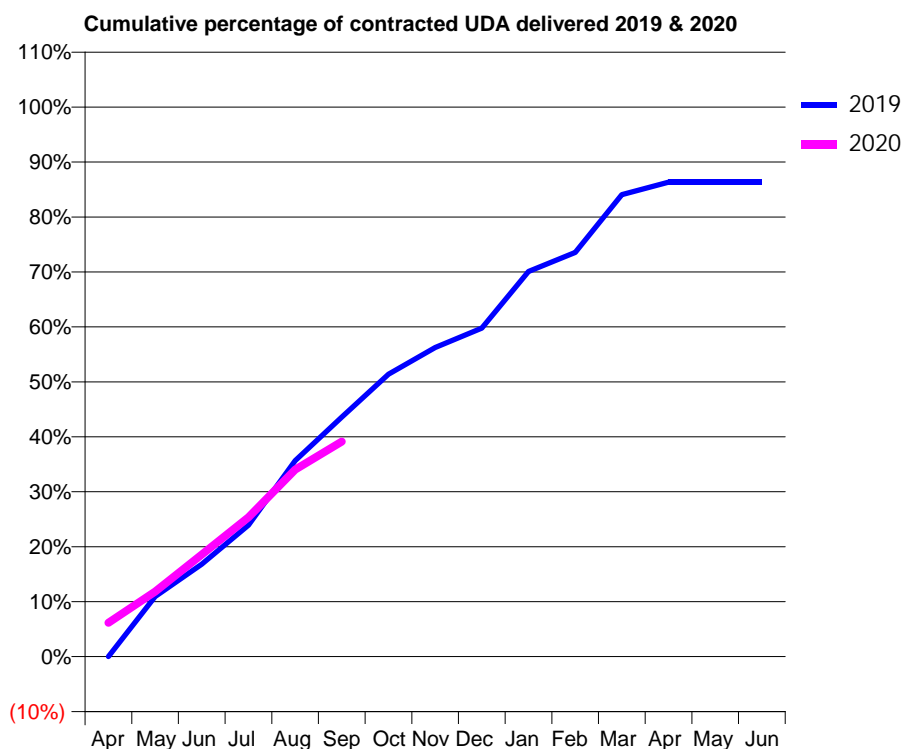
19/20 Contracted general activity (UDA)	846
Carry forward general activity (UDA)	0
19/20 Contracted orthodontic activity (UOA)	0
Carry forward orthodontic activity (UOA)	0
Baseline contract value	£15,792.16

ACCESS*

Patients seen in 24 months	Total	Change since previous quarter
Quarter ending September 2018	452	
Quarter ending December 2018	458	→
Quarter ending March 2019	454	→
Quarter ending June 2019	445	↓
Quarter ending September 2019	443	→
Variance since September 2018	(2.0%)	↓



ACTIVITY



Month	Adjusted Scheduled Activity (UDA)	
	2019	2020
April	0	52
May	92	100
June	142	157
July	202	214
August	302	288
September	369	331
October	435	
November	476	
December	506	
January	593	
February	622	
March	711	
April	730	
May	730	
June	730	

QUALITY

	Quantity	Base Number	Contract	AT	Region	England
% of FP17s for the same patient ID Re-attending within 3 months - Children	12	267	4.5%	11.2%	10.8%	11.5%
% of FP17s for the same patient ID Re-attending within 3 months - Adults	1	21	4.8%	14.6%	15.2%	15.4%
% of FP17s for the same patient ID Re-attending between 3 & 9 months - Children	141	267	52.8%	59.3%	62.2%	59.7%
% of FP17s for the same patient ID Re-attending between 3 & 9 months - Adults	14	21	66.7%	49.7%	52.9%	51.7%
% of FP17s for Band 1 Urgent Courses	10	270	3.7%	10.0%	9.7%	9.2%
% of FP17s Relating to Free Repair or Replacements	0	270	0.0%	0.6%	0.6%	0.7%
% of FP17s Relating to Continuations	0	270	0.0%	0.5%	0.7%	0.8%
% of Patients satisfied with the dentistry they have received	0	0	N/A	91.6%	93.6%	93.5%
% of Patients satisfied with the time they had to wait for an appointment	0	0	N/A	83.7%	86.3%	87.4%

* This is based on patients treated on this contract for their most recent course of treatment. Figures in italics indicate the base number of FP17s or Patient Questionnaire responses are less than 100. N/A is shown where the base number of responses is less than 10 during the period. % is calculated as Quantity/Base number*100

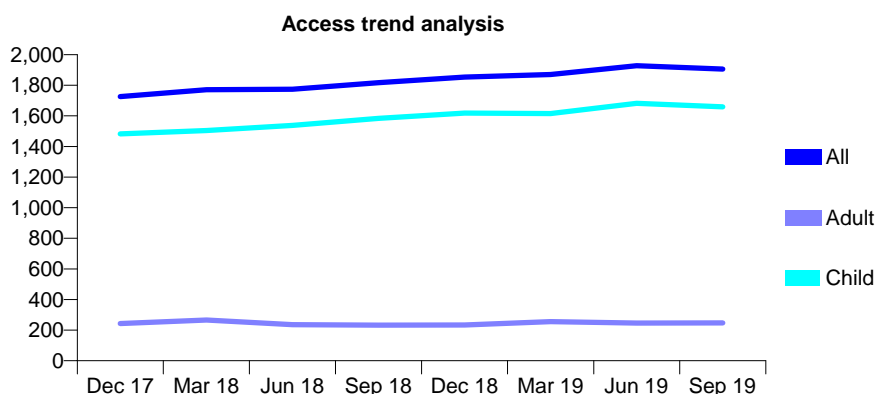
Q69 - Vital Signs At a Glance Contract Report for 641464/0004 - September 2019

Name or company name	Robin Denville, Barry Lanesman and Jason
Contract type name	GDS Contract
Purpose of contract	General
Contract start date	02/06/2012
Contract end date	

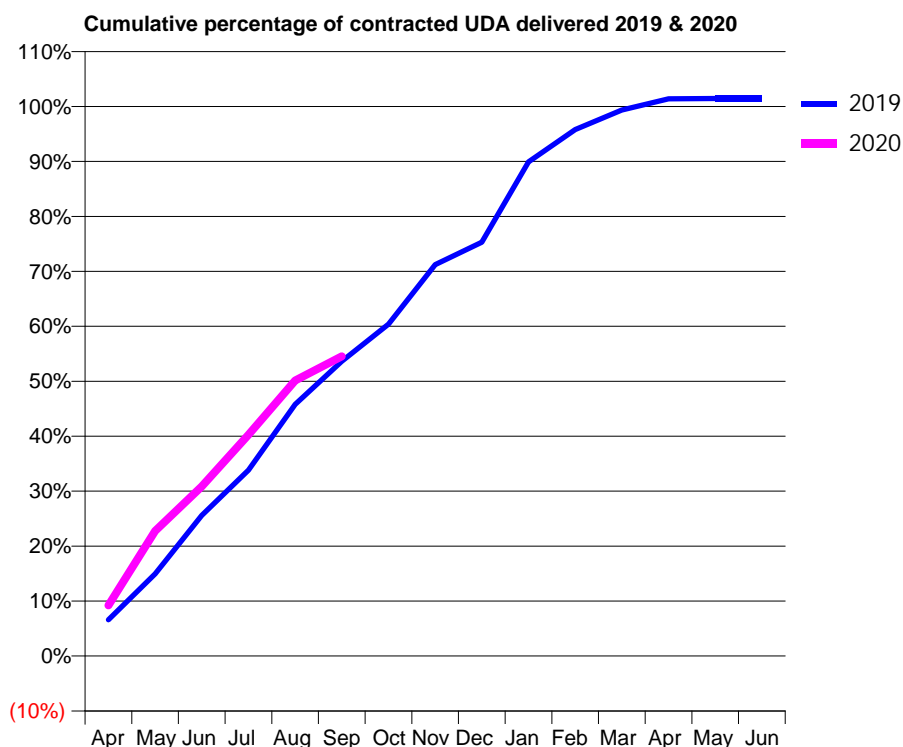
19/20 Contracted general activity (UDA)	4,414
Carry forward general activity (UDA)	-64
19/20 Contracted orthodontic activity (UOA)	0
Carry forward orthodontic activity (UOA)	0
Baseline contract value	£101,085.99

ACCESS*

Patients seen in 24 months	Total	Change since previous quarter
Quarter ending September 2018	1,817	
Quarter ending December 2018	1,853	→
Quarter ending March 2019	1,871	→
Quarter ending June 2019	1,928	↑
Quarter ending September 2019	1,906	↓
Variance since September 2018	4.9%	↑



ACTIVITY



Month	Adjusted Scheduled Activity (UDA)	
	2019	2020
April	291	406
May	660	1,005
June	1,130	1,362
July	1,494	1,777
August	2,022	2,213
September	2,367	2,407
October	2,666	
November	3,143	
December	3,323	
January	3,969	
February	4,229	
March	4,385	
April	4,474	
May	4,478	
June	4,478	

QUALITY

	Quantity	Base Number	Contract	AT	Region	England
% of FP17s for the same patient ID Re-attending within 3 months - Children	109	1,404	7.8%	11.2%	10.8%	11.5%
% of FP17s for the same patient ID Re-attending within 3 months - Adults	6	59	10.2%	14.6%	15.2%	15.4%
% of FP17s for the same patient ID Re-attending between 3 & 9 months - Children	881	1,404	62.7%	59.3%	62.2%	59.7%
% of FP17s for the same patient ID Re-attending between 3 & 9 months - Adults	39	59	66.1%	49.7%	52.9%	51.7%
% of FP17s for Band 1 Urgent Courses	45	1,419	3.2%	10.0%	9.7%	9.2%
% of FP17s Relating to Free Repair or Replacements	0	1,419	0.0%	0.6%	0.6%	0.7%
% of FP17s Relating to Continuations	0	1,419	0.0%	0.5%	0.7%	0.8%
% of Patients satisfied with the dentistry they have received	0	0	N/A	91.6%	93.6%	93.5%
% of Patients satisfied with the time they had to wait for an appointment	0	0	N/A	83.7%	86.3%	87.4%

* This is based on patients treated on this contract for their most recent course of treatment. Figures in italics indicate the base number of FP17s or Patient Questionnaire responses are less than 100. N/A is shown where the base number of responses is less than 10 during the period. % is calculated as Quantity/Base number*100

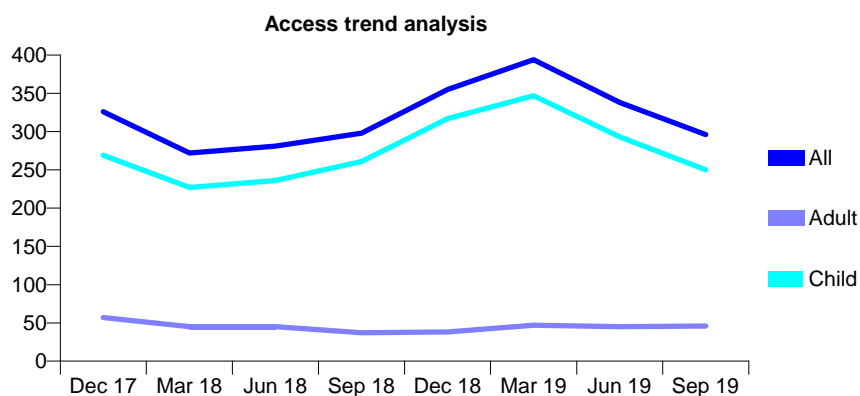
Q69 - Vital Signs At a Glance Contract Report for 642215/0001 - September 2019

Name or company name	MISS EH NICHOLS
Contract type name	GDS Contract
Purpose of contract	General
Contract start date	01/04/2006
Contract end date	

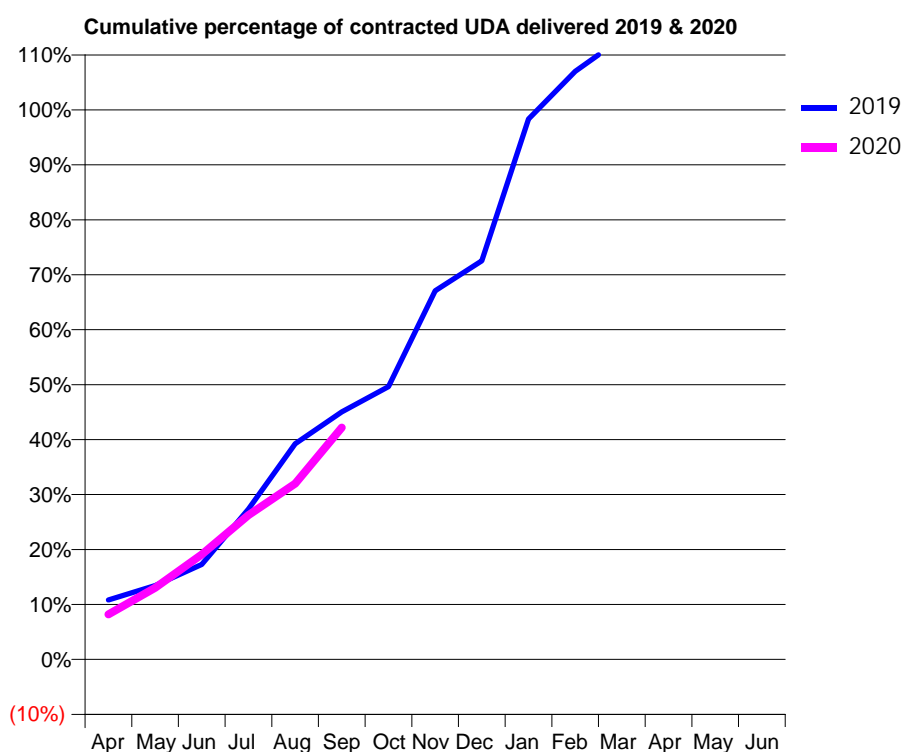
19/20 Contracted general activity (UDA)	500
Carry forward general activity (UDA)	-10
19/20 Contracted orthodontic activity (UOA)	0
Carry forward orthodontic activity (UOA)	0
Baseline contract value	£11,964.76

ACCESS*

Patients seen in 24 months	Total	Change since previous quarter
Quarter ending September 2018	298	
Quarter ending December 2018	355	↑
Quarter ending March 2019	394	↑
Quarter ending June 2019	338	↓
Quarter ending September 2019	296	↓
Variance since September 2018	(0.7%)	→



ACTIVITY



Month	Adjusted Scheduled Activity (UDA)	
	2019	2020
April	54	41
May	67	65
June	86	95
July	137	131
August	196	160
September	225	211
October	248	
November	335	
December	363	
January	492	
February	535	
March	565	
April	581	
May	581	
June	581	

QUALITY

	Quantity	Base Number	Contract	AT	Region	England
% of FP17s for the same patient ID Re-attending within 3 months - Children	5	178	2.8%	11.2%	10.8%	11.5%
% of FP17s for the same patient ID Re-attending within 3 months - Adults	0	11	0.0%	14.6%	15.2%	15.4%
% of FP17s for the same patient ID Re-attending between 3 & 9 months - Children	92	178	51.7%	59.3%	62.2%	59.7%
% of FP17s for the same patient ID Re-attending between 3 & 9 months - Adults	7	11	63.6%	49.7%	52.9%	51.7%
% of FP17s for Band 1 Urgent Courses	5	178	2.8%	10.0%	9.7%	9.2%
% of FP17s Relating to Free Repair or Replacements	0	178	0.0%	0.6%	0.6%	0.7%
% of FP17s Relating to Continuations	0	178	0.0%	0.5%	0.7%	0.8%
% of Patients satisfied with the dentistry they have received	0	0	N/A	91.6%	93.6%	93.5%
% of Patients satisfied with the time they had to wait for an appointment	0	0	N/A	83.7%	86.3%	87.4%

* This is based on patients treated on this contract for their most recent course of treatment. Figures in italics indicate the base number of FP17s or Patient Questionnaire responses are less than 100. N/A is shown where the base number of responses is less than 10 during the period. % is calculated as Quantity/Base number*100

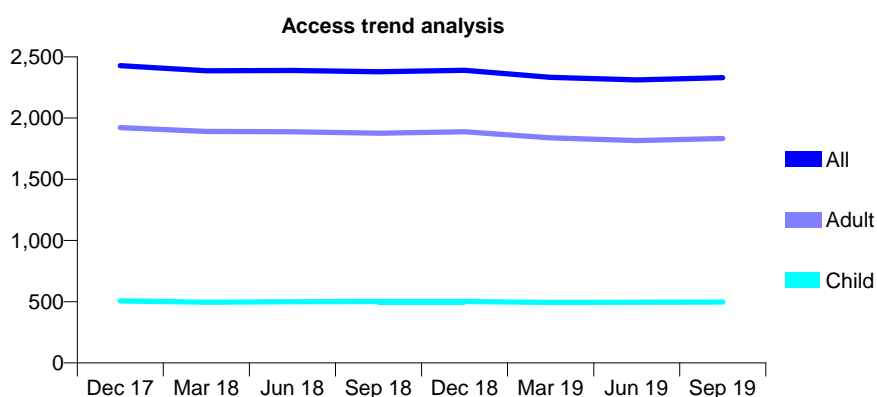
Q69 - Vital Signs At a Glance Contract Report for 648744/0001 - September 2019

Name or company name	MR NV BDIANI
Contract type name	GDS Contract
Purpose of contract	General
Contract start date	01/04/2006
Contract end date	

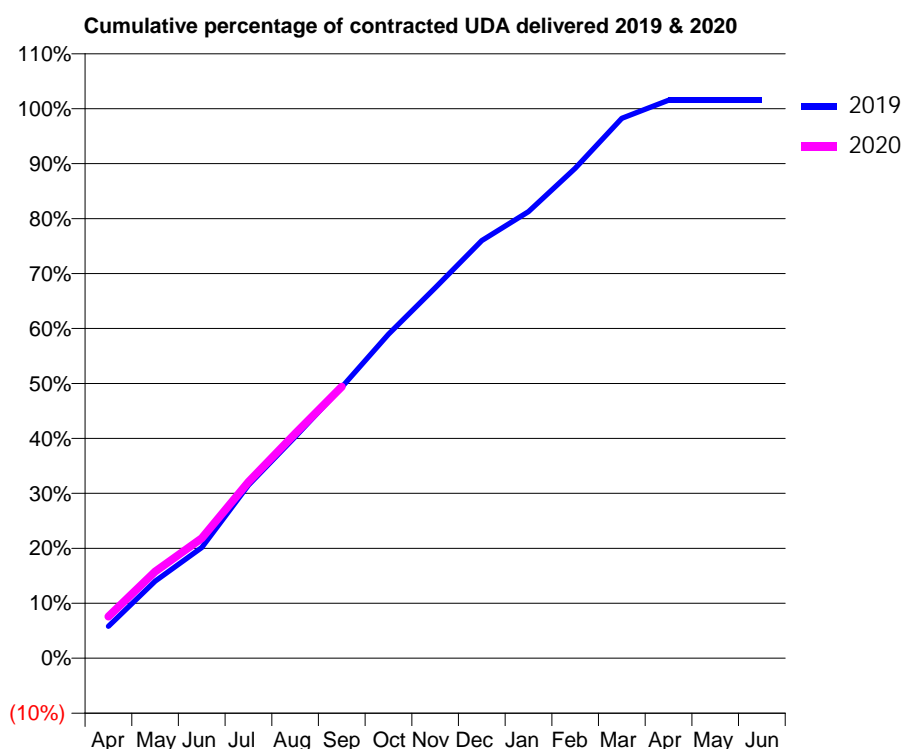
19/20 Contracted general activity (UDA)	5,082
Carry forward general activity (UDA)	-78
19/20 Contracted orthodontic activity (UOA)	0
Carry forward orthodontic activity (UOA)	0
Baseline contract value	£127,959.13

ACCESS*

Patients seen in 24 months	Total	Change since previous quarter
Quarter ending September 2018	2,378	
Quarter ending December 2018	2,390	→
Quarter ending March 2019	2,333	↓
Quarter ending June 2019	2,312	→
Quarter ending September 2019	2,330	→
Variance since September 2018	(2.0%)	↓



ACTIVITY



Adjusted Scheduled Activity (UDA)		
Month	2019	2020
April	296	385
May	713	801
June	1,023	1,109
July	1,601	1,631
August	2,047	2,078
September	2,506	2,511
October	2,996	
November	3,426	
December	3,862	
January	4,129	
February	4,531	
March	4,992	
April	5,160	
May	5,160	
June	5,161	

QUALITY

	Quantity	Base Number	Contract	AT	Region	England
% of FP17s for the same patient ID Re-attending within 3 months - Children	13	399	3.3%	11.2%	10.8%	11.5%
% of FP17s for the same patient ID Re-attending within 3 months - Adults	133	1,208	11.0%	14.6%	15.2%	15.4%
% of FP17s for the same patient ID Re-attending between 3 & 9 months - Children	238	399	59.6%	59.3%	62.2%	59.7%
% of FP17s for the same patient ID Re-attending between 3 & 9 months - Adults	523	1,208	43.3%	49.7%	52.9%	51.7%
% of FP17s for Band 1 Urgent Courses	211	1,480	14.3%	10.0%	9.7%	9.2%
% of FP17s Relating to Free Repair or Replacements	0	1,480	0.0%	0.6%	0.6%	0.7%
% of FP17s Relating to Continuations	2	1,480	0.1%	0.5%	0.7%	0.8%
% of Patients satisfied with the dentistry they have received	0	0	N/A	91.6%	93.6%	93.5%
% of Patients satisfied with the time they had to wait for an appointment	0	0	N/A	83.7%	86.3%	87.4%

* This is based on patients treated on this contract for their most recent course of treatment.

Figures in italics indicate the base number of FP17s or Patient Questionnaire responses are less than 100. N/A is shown where the base number of responses is less than 10 during the period. % is calculated as Quantity/Base number*100

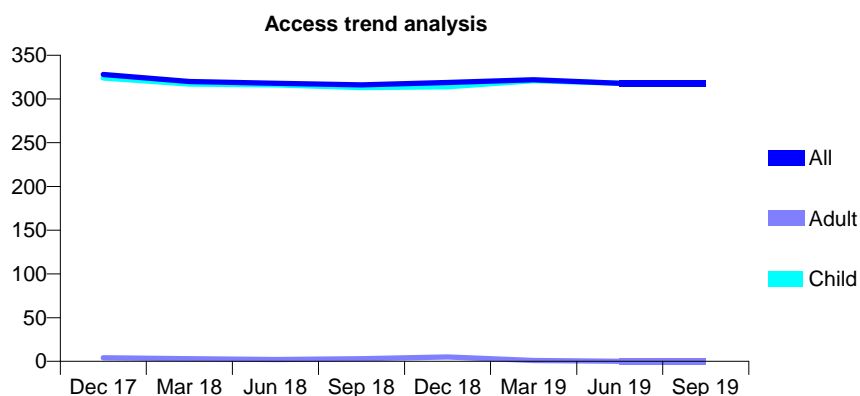
Q69 - Vital Signs At a Glance Contract Report for 649988/0001 - September 2019

Name or company name	MISS SE MACGILLIVRAY
Contract type name	GDS Contract
Purpose of contract	General
Contract start date	01/04/2006
Contract end date	

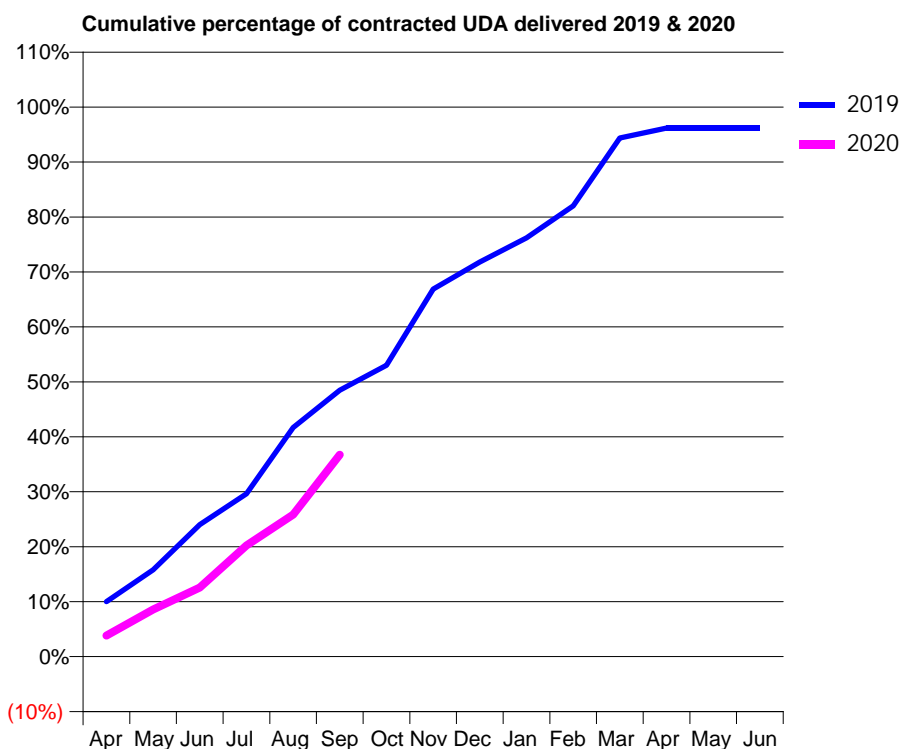
19/20 Contracted general activity (UDA)	550
Carry forward general activity (UDA)	21
19/20 Contracted orthodontic activity (UOA)	0
Carry forward orthodontic activity (UOA)	0
Baseline contract value	£13,405.47

ACCESS*

Patients seen in 24 months	Total	Change since previous quarter
Quarter ending September 2018	316	
Quarter ending December 2018	319	→
Quarter ending March 2019	322	→
Quarter ending June 2019	318	↓
Quarter ending September 2019	318	→
Variance since September 2018	0.6%	→



ACTIVITY



Month	Adjusted Scheduled Activity (UDA)	
	2019	2020
April	55	21
May	87	47
June	132	69
July	163	111
August	229	142
September	267	202
October	292	
November	368	
December	395	
January	419	
February	451	
March	519	
April	529	
May	529	
June	529	

QUALITY

	Quantity	Base Number	Contract	AT	Region	England
% of FP17s for the same patient ID Re-attending within 3 months - Children	7	215	3.3%	11.2%	10.8%	11.5%
% of FP17s for the same patient ID Re-attending within 3 months - Adults	0	0	N/A	14.6%	15.2%	15.4%
% of FP17s for the same patient ID Re-attending between 3 & 9 months - Children	144	215	67.0%	59.3%	62.2%	59.7%
% of FP17s for the same patient ID Re-attending between 3 & 9 months - Adults	0	0	N/A	49.7%	52.9%	51.7%
% of FP17s for Band 1 Urgent Courses	1	206	0.5%	10.0%	9.7%	9.2%
% of FP17s Relating to Free Repair or Replacements	0	206	0.0%	0.6%	0.6%	0.7%
% of FP17s Relating to Continuations	0	206	0.0%	0.5%	0.7%	0.8%
% of Patients satisfied with the dentistry they have received	0	0	N/A	91.6%	93.6%	93.5%
% of Patients satisfied with the time they had to wait for an appointment	0	0	N/A	83.7%	86.3%	87.4%

* This is based on patients treated on this contract for their most recent course of treatment. Figures in italics indicate the base number of FP17s or Patient Questionnaire responses are less than 100. N/A is shown where the base number of responses is less than 10 during the period. % is calculated as Quantity/Base number*100

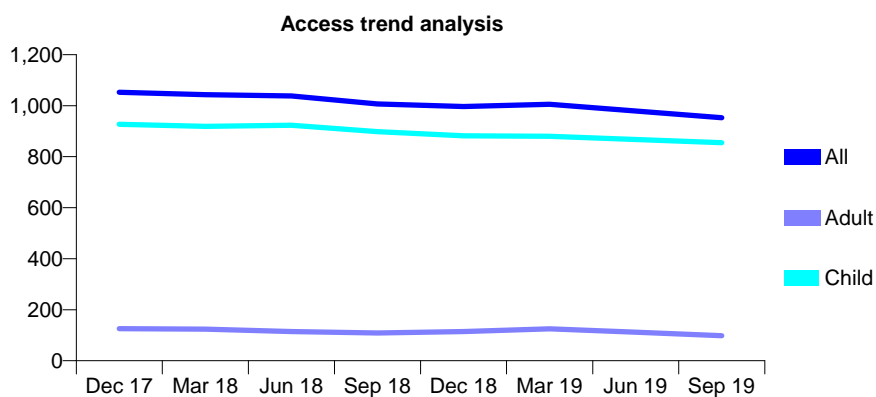
Q69 - Vital Signs At a Glance Contract Report for 660361/0002 - September 2019

Name or company name	MRS SK RAJANI
Contract type name	GDS Contract
Purpose of contract	General
Contract start date	01/09/2015
Contract end date	

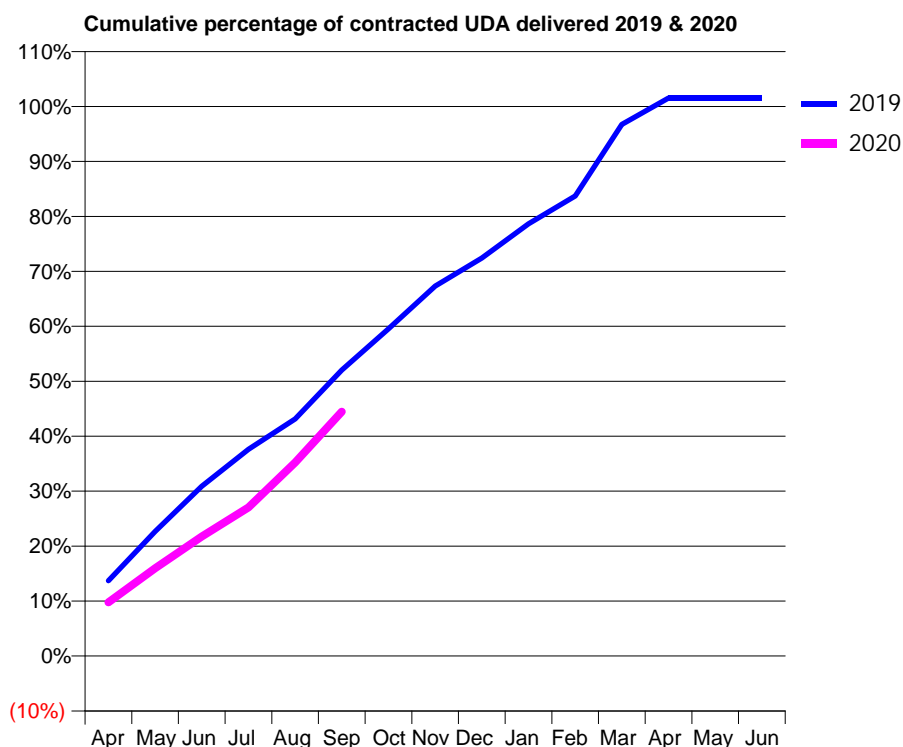
19/20 Contracted general activity (UDA)	1,803
Carry forward general activity (UDA)	-28
19/20 Contracted orthodontic activity (UOA)	0
Carry forward orthodontic activity (UOA)	0
Baseline contract value	£37,319.76

ACCESS*

Patients seen in 24 months	Total	Change since previous quarter
Quarter ending September 2018	1,007	
Quarter ending December 2018	997	→
Quarter ending March 2019	1,005	→
Quarter ending June 2019	979	↓
Quarter ending September 2019	953	↓
Variance since September 2018	(5.4%)	↓



ACTIVITY



Month	Adjusted Scheduled Activity (UDA)	
	2019	2020
April	247	176
May	409	288
June	557	392
July	678	488
August	778	635
September	938	801
October	1,074	
November	1,214	
December	1,306	
January	1,418	
February	1,509	
March	1,744	
April	1,831	
May	1,831	
June	1,831	

QUALITY

	Quantity	Base Number	Contract	AT	Region	England
% of FP17s for the same patient ID Re-attending within 3 months - Children	32	597	5.4%	11.2%	10.8%	11.5%
% of FP17s for the same patient ID Re-attending within 3 months - Adults	0	16	0.0%	14.6%	15.2%	15.4%
% of FP17s for the same patient ID Re-attending between 3 & 9 months - Children	345	597	57.8%	59.3%	62.2%	59.7%
% of FP17s for the same patient ID Re-attending between 3 & 9 months - Adults	10	16	62.5%	49.7%	52.9%	51.7%
% of FP17s for Band 1 Urgent Courses	6	561	1.1%	10.0%	9.7%	9.2%
% of FP17s Relating to Free Repair or Replacements	0	561	0.0%	0.6%	0.6%	0.7%
% of FP17s Relating to Continuations	9	561	1.6%	0.5%	0.7%	0.8%
% of Patients satisfied with the dentistry they have received	0	0	N/A	91.6%	93.6%	93.5%
% of Patients satisfied with the time they had to wait for an appointment	0	0	N/A	83.7%	86.3%	87.4%

* This is based on patients treated on this contract for their most recent course of treatment. Figures in italics indicate the base number of FP17s or Patient Questionnaire responses are less than 100. N/A is shown where the base number of responses is less than 10 during the period. % is calculated as Quantity/Base number*100

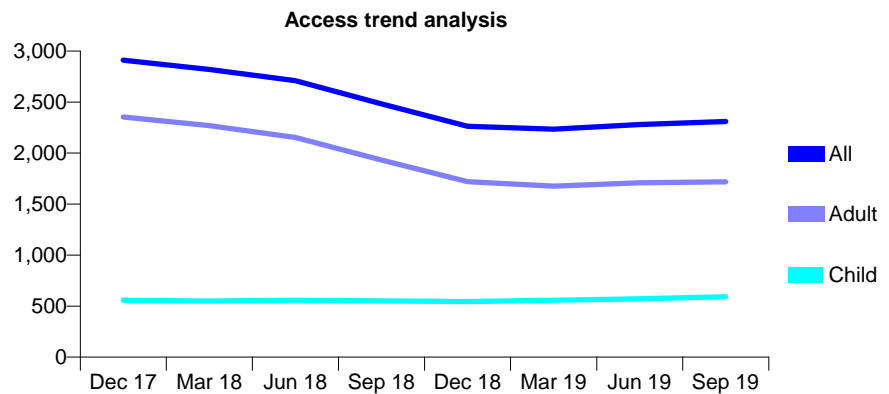
Q69 - Vital Signs At a Glance Contract Report for 673927/0001 - September 2019

Name or company name	MR DG DUGGAN
Contract type name	GDS Contract
Purpose of contract	General
Contract start date	01/04/2006
Contract end date	

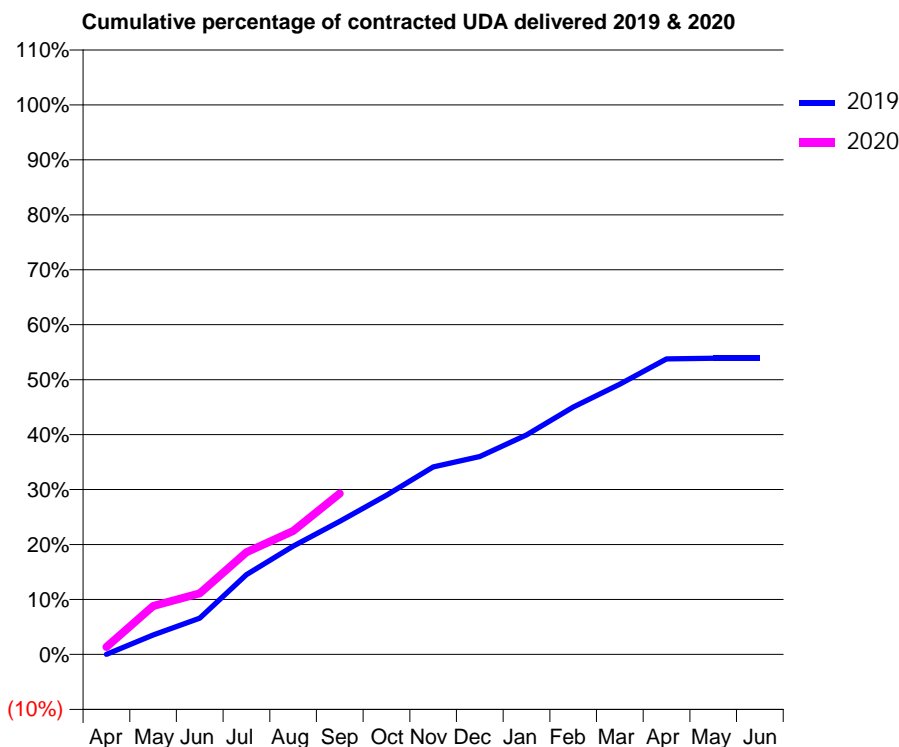
19/20 Contracted general activity (UDA)	11,284
Carry forward general activity (UDA)	0
19/20 Contracted orthodontic activity (UOA)	0
Carry forward orthodontic activity (UOA)	0
Baseline contract value	£276,161.09

ACCESS*

Patients seen in 24 months	Total	Change since previous quarter
Quarter ending September 2018	2,482	
Quarter ending December 2018	2,263	↓
Quarter ending March 2019	2,234	↓
Quarter ending June 2019	2,281	↑
Quarter ending September 2019	2,311	→
Variance since September 2018	(6.9%)	↓



ACTIVITY



Month	Adjusted Scheduled Activity (UDA)	
	2019	2020
April	0	152
May	398	996
June	743	1,252
July	1,639	2,100
August	2,226	2,534
September	2,733	3,304
October	3,269	
November	3,847	
December	4,066	
January	4,508	
February	5,078	
March	5,548	
April	6,066	
May	6,081	
June	6,081	

QUALITY

	Quantity	Base Number	Contract	AT	Region	England
% of FP17s for the same patient ID Re-attending within 3 months - Children	36	545	6.6%	11.2%	10.8%	11.5%
% of FP17s for the same patient ID Re-attending within 3 months - Adults	166	1,540	10.8%	14.6%	15.2%	15.4%
% of FP17s for the same patient ID Re-attending between 3 & 9 months - Children	359	545	65.9%	59.3%	62.2%	59.7%
% of FP17s for the same patient ID Re-attending between 3 & 9 months - Adults	1,071	1,540	69.5%	49.7%	52.9%	51.7%
% of FP17s for Band 1 Urgent Courses	75	1,786	4.2%	10.0%	9.7%	9.2%
% of FP17s Relating to Free Repair or Replacements	4	1,786	0.2%	0.6%	0.6%	0.7%
% of FP17s Relating to Continuations	27	1,786	1.5%	0.5%	0.7%	0.8%
% of Patients satisfied with the dentistry they have received	1	1	N/A	91.6%	93.6%	93.5%
% of Patients satisfied with the time they had to wait for an appointment	1	1	N/A	83.7%	86.3%	87.4%

* This is based on patients treated on this contract for their most recent course of treatment. Figures in italics indicate the base number of FP17s or Patient Questionnaire responses are less than 100. N/A is shown where the base number of responses is less than 10 during the period. % is calculated as Quantity/Base number*100

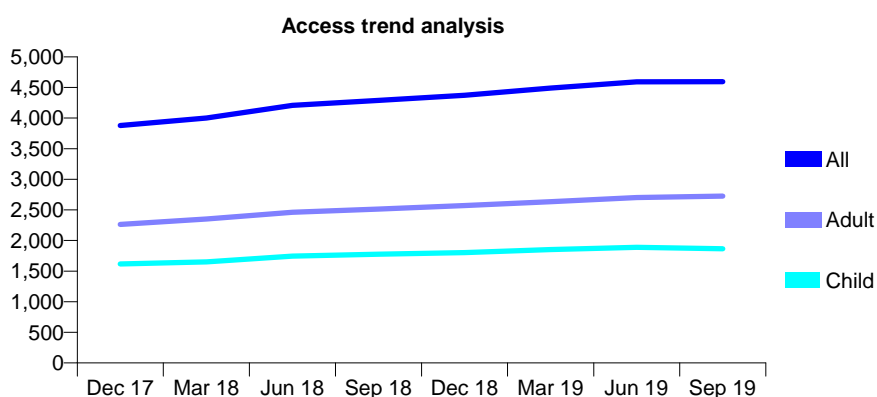
Q69 - Vital Signs At a Glance Contract Report for 678279/0001 - September 2019

Name or company name	C W Dental Limited
Contract type name	GDS Contract
Purpose of contract	General
Contract start date	01/04/2006
Contract end date	

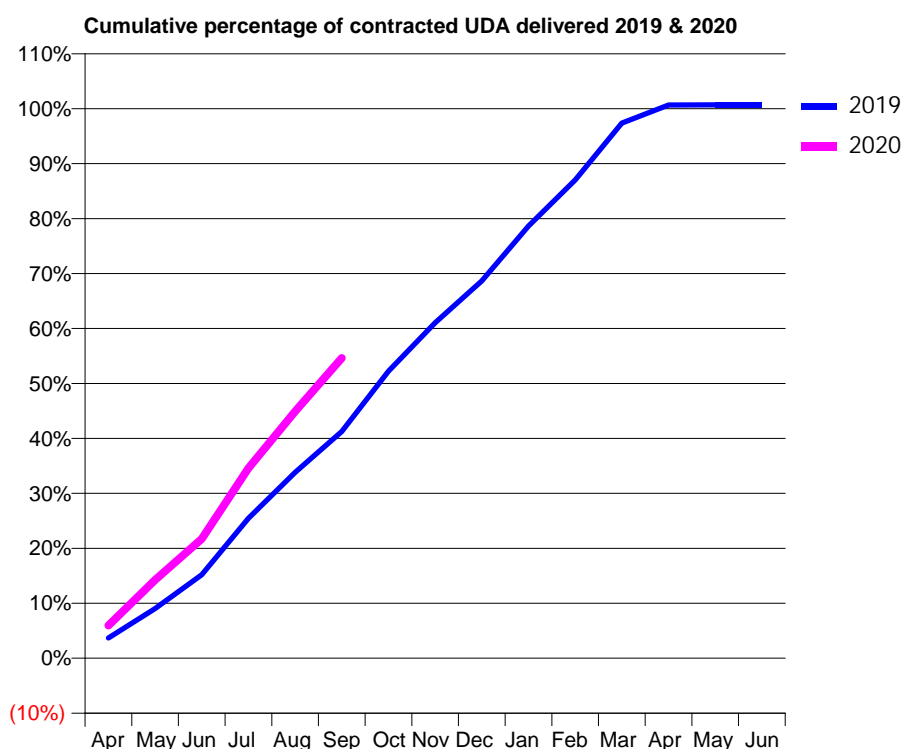
19/20 Contracted general activity (UDA)	9,000
Carry forward general activity (UDA)	-68
19/20 Contracted orthodontic activity (UOA)	0
Carry forward orthodontic activity (UOA)	0
Baseline contract value	£239,536.29

ACCESS*

Patients seen in 24 months	Total	Change since previous quarter
Quarter ending September 2018	4,289	
Quarter ending December 2018	4,373	→
Quarter ending March 2019	4,489	↑
Quarter ending June 2019	4,591	↑
Quarter ending September 2019	4,594	→
Variance since September 2018	7.1%	↑



ACTIVITY



Month	2019	2020
April	366	537
May	894	1,283
June	1,502	1,953
July	2,520	3,112
August	3,348	4,044
September	4,085	4,916
October	5,172	
November	6,046	
December	6,797	
January	7,785	
February	8,615	
March	9,640	
April	9,966	
May	9,968	
June	9,968	

QUALITY

	Quantity	Base Number	Contract	AT	Region	England
% of FP17s for the same patient ID Re-attending within 3 months - Children	125	1,433	8.7%	11.2%	10.8%	11.5%
% of FP17s for the same patient ID Re-attending within 3 months - Adults	200	1,699	11.8%	14.6%	15.2%	15.4%
% of FP17s for the same patient ID Re-attending between 3 & 9 months - Children	886	1,433	61.8%	59.3%	62.2%	59.7%
% of FP17s for the same patient ID Re-attending between 3 & 9 months - Adults	872	1,699	51.3%	49.7%	52.9%	51.7%
% of FP17s for Band 1 Urgent Courses	177	2,585	6.8%	10.0%	9.7%	9.2%
% of FP17s Relating to Free Repair or Replacements	11	2,585	0.4%	0.6%	0.6%	0.7%
% of FP17s Relating to Continuations	15	2,585	0.6%	0.5%	0.7%	0.8%
% of Patients satisfied with the dentistry they have received	2	2	N/A	91.6%	93.6%	93.5%
% of Patients satisfied with the time they had to wait for an appointment	2	2	N/A	83.7%	86.3%	87.4%

* This is based on patients treated on this contract for their most recent course of treatment.

Figures in italics indicate the base number of FP17s or Patient Questionnaire responses are less than 100. N/A is shown where the base number of responses is less than 10 during the period. % is calculated as Quantity/Base number*100

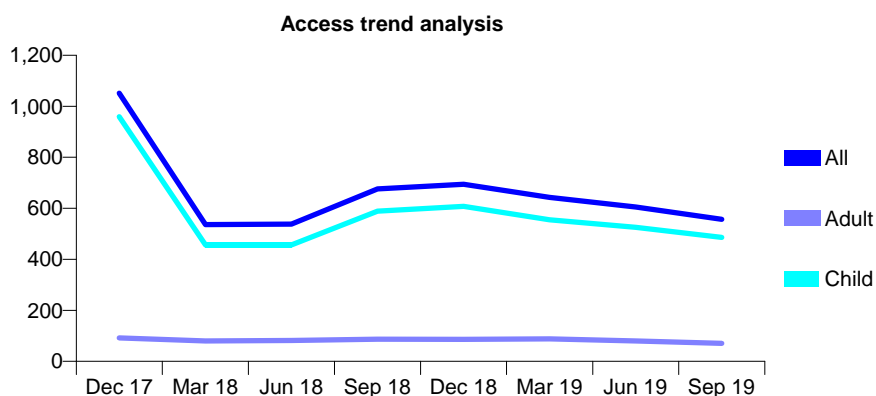
Q69 - Vital Signs At a Glance Contract Report for 678600/0001 - September 2019

Name or company name	MISS CE MCCLELLAND
Contract type name	GDS Contract
Purpose of contract	General
Contract start date	01/04/2006
Contract end date	

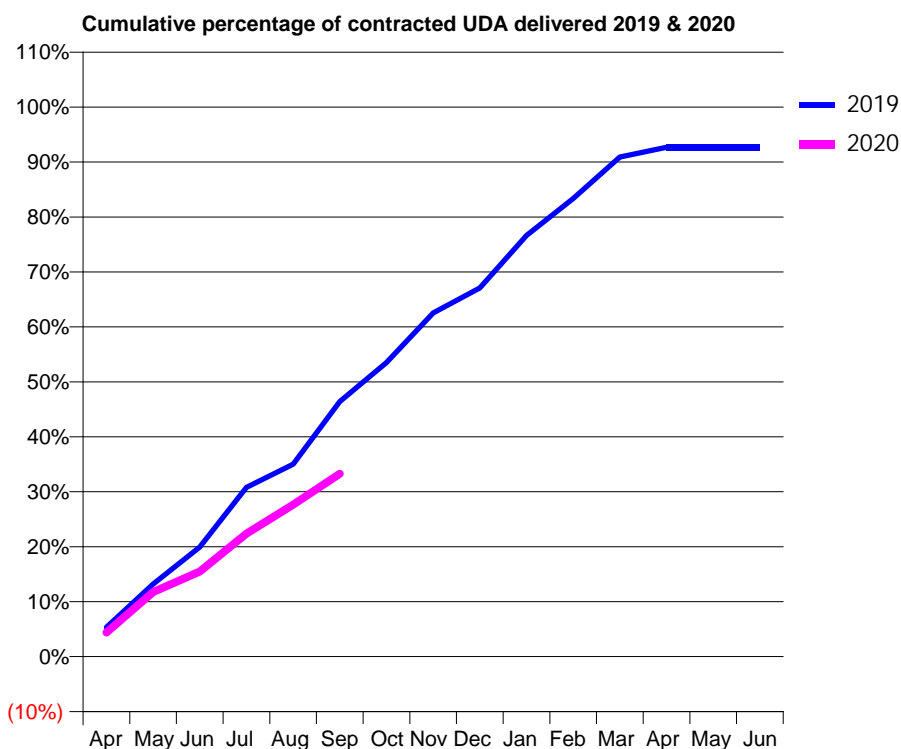
19/20 Contracted general activity (UDA)	1,700
Carry forward general activity (UDA)	0
19/20 Contracted orthodontic activity (UOA)	0
Carry forward orthodontic activity (UOA)	0
Baseline contract value	£41,605.27

ACCESS*

Patients seen in 24 months	Total	Change since previous quarter
Quarter ending September 2018	676	
Quarter ending December 2018	694	↑
Quarter ending March 2019	643	↓
Quarter ending June 2019	605	↓
Quarter ending September 2019	557	↓
Variance since September 2018	(17.6%)	↓



ACTIVITY



Month	Adjusted Scheduled Activity (UDA)	
	2019	2020
April	91	74
May	225	200
June	339	263
July	524	381
August	596	470
September	789	566
October	910	
November	1,063	
December	1,141	
January	1,303	
February	1,417	
March	1,545	
April	1,576	
May	1,576	
June	1,576	

QUALITY

	Quantity	Base Number	Contract	AT	Region	England
% of FP17s for the same patient ID Re-attending within 3 months - Children	48	459	10.5%	11.2%	10.8%	11.5%
% of FP17s for the same patient ID Re-attending within 3 months - Adults	0	16	0.0%	14.6%	15.2%	15.4%
% of FP17s for the same patient ID Re-attending between 3 & 9 months - Children	309	459	67.3%	59.3%	62.2%	59.7%
% of FP17s for the same patient ID Re-attending between 3 & 9 months - Adults	12	16	75.0%	49.7%	52.9%	51.7%
% of FP17s for Band 1 Urgent Courses	19	447	4.3%	10.0%	9.7%	9.2%
% of FP17s Relating to Free Repair or Replacements	0	447	0.0%	0.6%	0.6%	0.7%
% of FP17s Relating to Continuations	0	447	0.0%	0.5%	0.7%	0.8%
% of Patients satisfied with the dentistry they have received	0	0	N/A	91.6%	93.6%	93.5%
% of Patients satisfied with the time they had to wait for an appointment	0	0	N/A	83.7%	86.3%	87.4%

* This is based on patients treated on this contract for their most recent course of treatment. Figures in italics indicate the base number of FP17s or Patient Questionnaire responses are less than 100. N/A is shown where the base number of responses is less than 10 during the period. % is calculated as Quantity/Base number*100

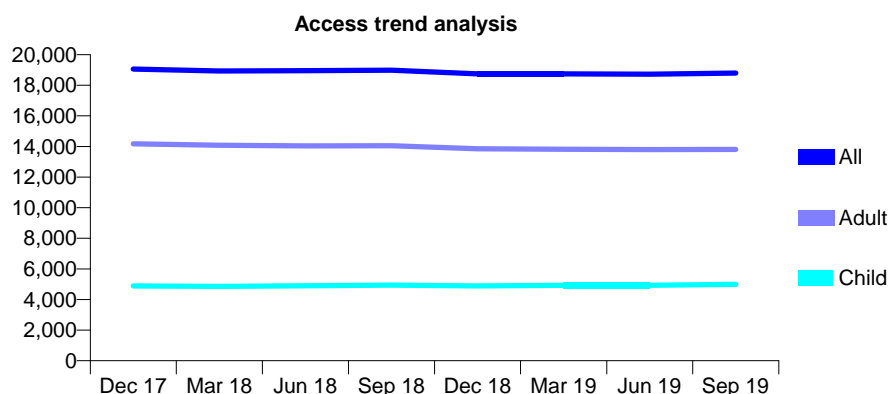
Q69 - Vital Signs At a Glance Contract Report for 678732/0001 - September 2019

Name or company name	MR V MISTRY
Contract type name	GDS Contract
Purpose of contract	General
Contract start date	01/04/2006
Contract end date	

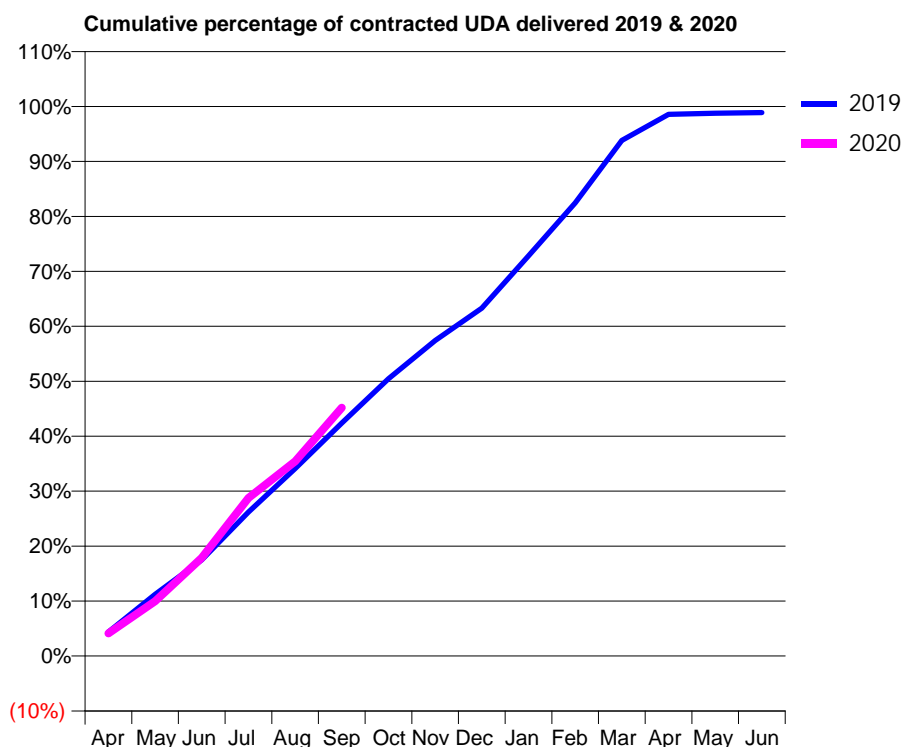
19/20 Contracted general activity (UDA)	40,260
Carry forward general activity (UDA)	473
19/20 Contracted orthodontic activity (UOA)	0
Carry forward orthodontic activity (UOA)	0
Baseline contract value	£1,177,237.95

ACCESS*

Patients seen in 24 months	Total	Change since previous quarter
Quarter ending September 2018	18,988	
Quarter ending December 2018	18,749	↓
Quarter ending March 2019	18,746	→
Quarter ending June 2019	18,726	→
Quarter ending September 2019	18,806	→
Variance since September 2018	(1.0%)	→



ACTIVITY



Month	Adjusted Scheduled Activity (UDA)	
	2019	2020
April	1,854	1,666
May	4,743	4,017
June	7,388	7,200
July	11,078	11,587
August	14,425	14,267
September	17,913	18,194
October	21,337	
November	24,273	
December	26,757	
January	30,776	
February	34,858	
March	39,653	
April	41,663	
May	41,755	
June	41,800	

QUALITY

	Quantity	Base Number	Contract	AT	Region	England
% of FP17s for the same patient ID Re-attending within 3 months - Children	217	3,166	6.9%	11.2%	10.8%	11.5%
% of FP17s for the same patient ID Re-attending within 3 months - Adults	1,375	8,172	16.8%	14.6%	15.2%	15.4%
% of FP17s for the same patient ID Re-attending between 3 & 9 months - Children	1,607	3,166	50.8%	59.3%	62.2%	59.7%
% of FP17s for the same patient ID Re-attending between 3 & 9 months - Adults	3,150	8,172	38.5%	49.7%	52.9%	51.7%
% of FP17s for Band 1 Urgent Courses	1,634	9,813	16.7%	10.0%	9.7%	9.2%
% of FP17s Relating to Free Repair or Replacements	145	9,813	1.5%	0.6%	0.6%	0.7%
% of FP17s Relating to Continuations	64	9,813	0.7%	0.5%	0.7%	0.8%
% of Patients satisfied with the dentistry they have received	9	11	81.8%	91.6%	93.6%	93.5%
% of Patients satisfied with the time they had to wait for an appointment	5	11	45.5%	83.7%	86.3%	87.4%

* This is based on patients treated on this contract for their most recent course of treatment.

Figures in italics indicate the base number of FP17s or Patient Questionnaire responses are less than 100. N/A is shown where the base number of responses is less than 10 during the period. % is calculated as Quantity/Base number*100

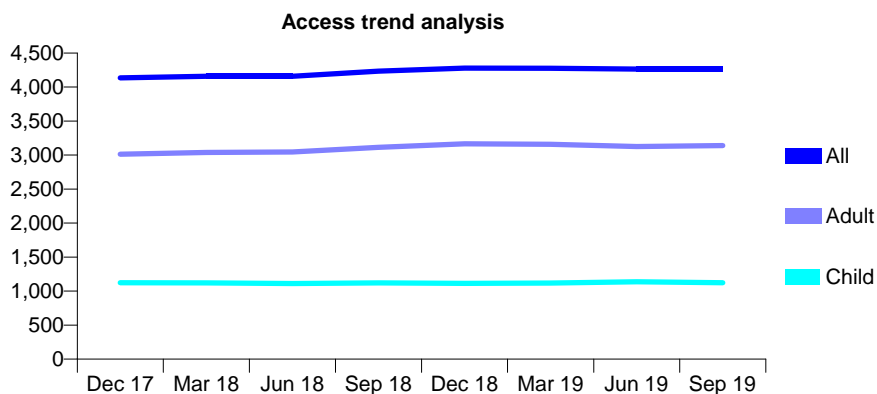
Q69 - Vital Signs At a Glance Contract Report for 683396/0001 - September 2019

Name or company name	Bourbon Street Dental Care
Contract type name	GDS Contract
Purpose of contract	General
Contract start date	01/04/2006
Contract end date	

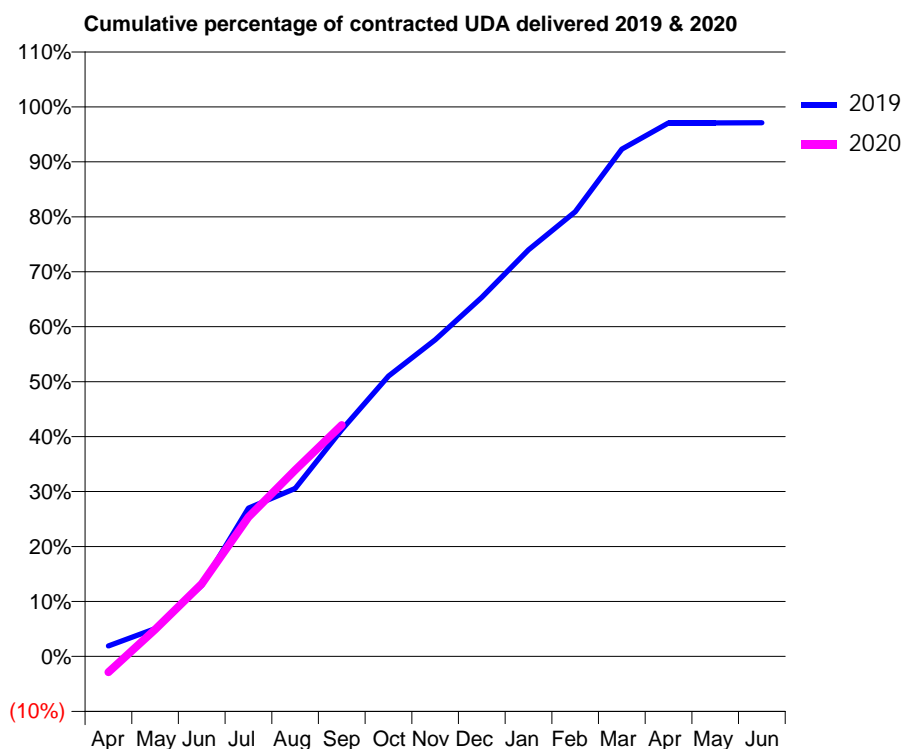
19/20 Contracted general activity (UDA)	11,630
Carry forward general activity (UDA)	337
19/20 Contracted orthodontic activity (UOA)	0
Carry forward orthodontic activity (UOA)	0
Baseline contract value	£368,141.98

ACCESS*

Patients seen in 24 months	Total	Change since previous quarter
Quarter ending September 2018	4,234	
Quarter ending December 2018	4,280	→
Quarter ending March 2019	4,276	→
Quarter ending June 2019	4,265	→
Quarter ending September 2019	4,263	→
Variance since September 2018	0.7%	→



ACTIVITY



Month	2019	2020
April	222	-337
May	588	571
June	1,504	1,536
July	3,136	2,948
August	3,555	3,943
September	4,800	4,895
October	5,932	
November	6,703	
December	7,599	
January	8,604	
February	9,409	
March	10,735	
April	11,289	
May	11,291	
June	11,292	

QUALITY

	Quantity	Base Number	Contract	AT	Region	England
% of FP17s for the same patient ID Re-attending within 3 months - Children	32	669	4.8%	11.2%	10.8%	11.5%
% of FP17s for the same patient ID Re-attending within 3 months - Adults	191	1,607	11.9%	14.6%	15.2%	15.4%
% of FP17s for the same patient ID Re-attending between 3 & 9 months - Children	329	669	49.2%	59.3%	62.2%	59.7%
% of FP17s for the same patient ID Re-attending between 3 & 9 months - Adults	569	1,607	35.4%	49.7%	52.9%	51.7%
% of FP17s for Band 1 Urgent Courses	147	2,063	7.1%	10.0%	9.7%	9.2%
% of FP17s Relating to Free Repair or Replacements	13	2,063	0.6%	0.6%	0.6%	0.7%
% of FP17s Relating to Continuations	16	2,063	0.8%	0.5%	0.7%	0.8%
% of Patients satisfied with the dentistry they have received	5	5	N/A	91.6%	93.6%	93.5%
% of Patients satisfied with the time they had to wait for an appointment	5	5	N/A	83.7%	86.3%	87.4%

* This is based on patients treated on this contract for their most recent course of treatment. Figures in italics indicate the base number of FP17s or Patient Questionnaire responses are less than 100. N/A is shown where the base number of responses is less than 10 during the period. % is calculated as Quantity/Base number*100

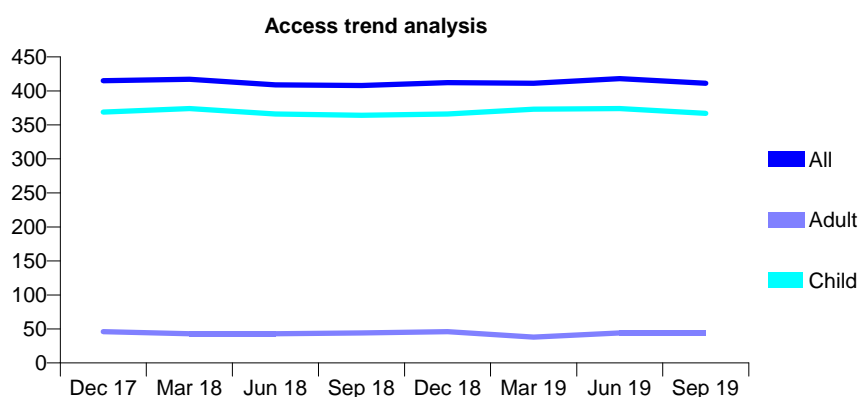
Q69 - Vital Signs At a Glance Contract Report for 683760/0001 - September 2019

Name or company name	MR CJ MORRIS
Contract type name	GDS Contract
Purpose of contract	General
Contract start date	01/12/2013
Contract end date	

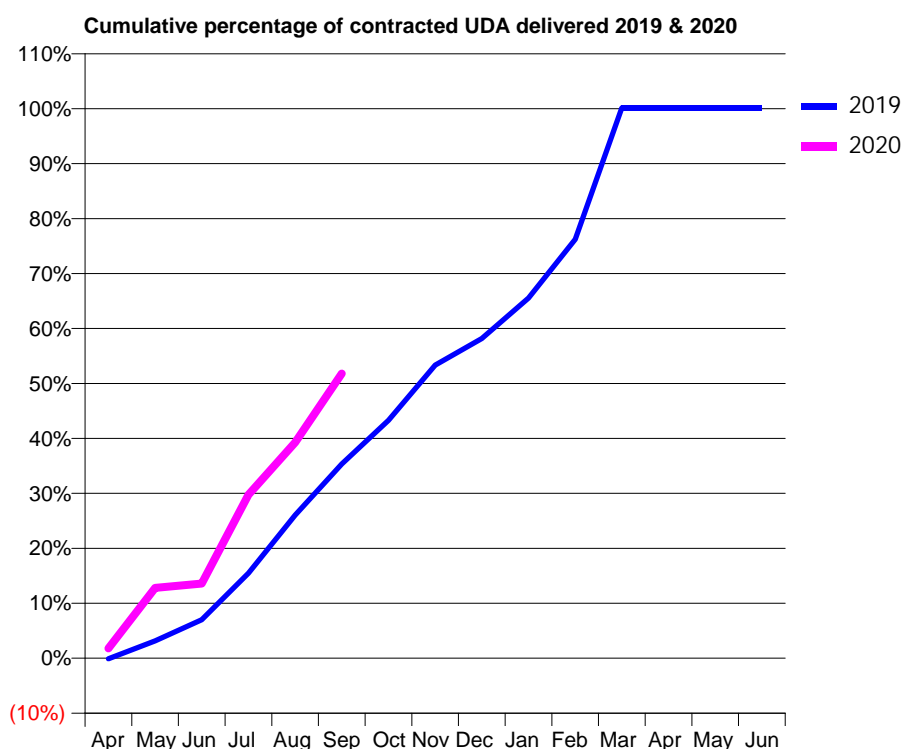
19/20 Contracted general activity (UDA)	1,443
Carry forward general activity (UDA)	-2
19/20 Contracted orthodontic activity (UOA)	0
Carry forward orthodontic activity (UOA)	0
Baseline contract value	£30,159.32

ACCESS*

Patients seen in 24 months	Total	Change since previous quarter
Quarter ending September 2018	408	
Quarter ending December 2018	412	→
Quarter ending March 2019	411	→
Quarter ending June 2019	418	→
Quarter ending September 2019	411	↓
Variance since September 2018	0.7%	→



ACTIVITY



Month	2019	2020
April	-2	26
May	46	185
June	101	196
July	223	429
August	376	567
September	510	747
October	625	
November	770	
December	839	
January	946	
February	1,100	
March	1,445	
April	1,445	
May	1,445	
June	1,445	

QUALITY

	Quantity	Base Number	Contract	AT	Region	England
% of FP17s for the same patient ID Re-attending within 3 months - Children	32	332	9.6%	11.2%	10.8%	11.5%
% of FP17s for the same patient ID Re-attending within 3 months - Adults	1	3	33.3%	14.6%	15.2%	15.4%
% of FP17s for the same patient ID Re-attending between 3 & 9 months - Children	226	332	68.1%	59.3%	62.2%	59.7%
% of FP17s for the same patient ID Re-attending between 3 & 9 months - Adults	0	3	0.0%	49.7%	52.9%	51.7%
% of FP17s for Band 1 Urgent Courses	17	334	5.1%	10.0%	9.7%	9.2%
% of FP17s Relating to Free Repair or Replacements	0	334	0.0%	0.6%	0.6%	0.7%
% of FP17s Relating to Continuations	0	334	0.0%	0.5%	0.7%	0.8%
% of Patients satisfied with the dentistry they have received	0	0	N/A	91.6%	93.6%	93.5%
% of Patients satisfied with the time they had to wait for an appointment	0	0	N/A	83.7%	86.3%	87.4%

* This is based on patients treated on this contract for their most recent course of treatment.

Figures in italics indicate the base number of FP17s or Patient Questionnaire responses are less than 100. N/A is shown where the base number of responses is less than 10 during the period. % is calculated as Quantity/Base number*100

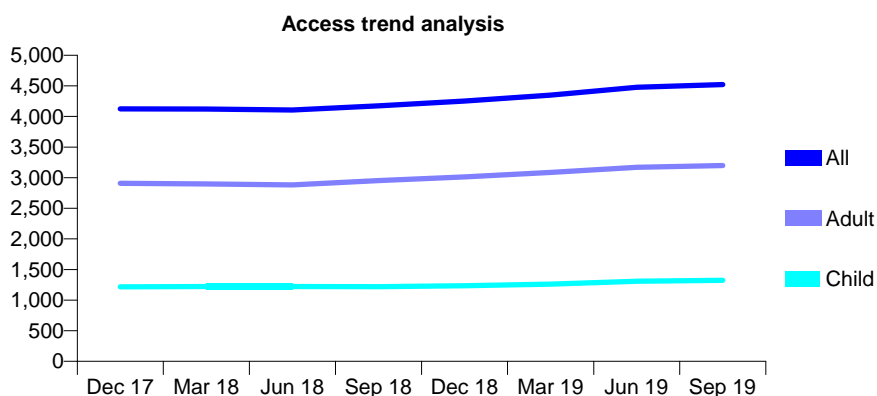
Q69 - Vital Signs At a Glance Contract Report for 684163/0001 - September 2019

Name or company name	MR PW NILAND
Contract type name	GDS Contract
Purpose of contract	General
Contract start date	01/11/2007
Contract end date	

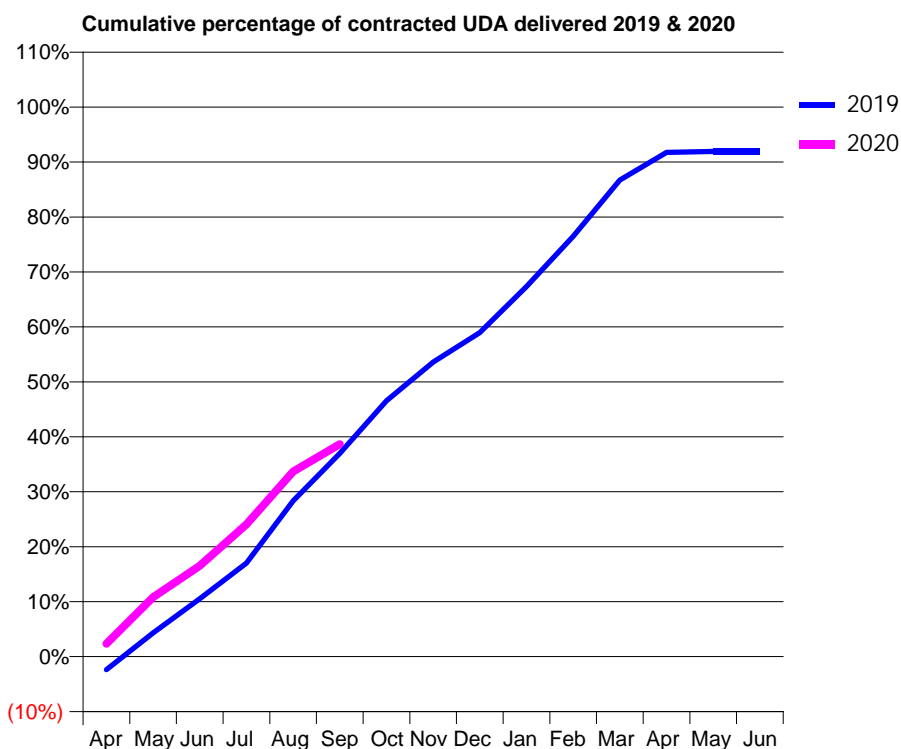
19/20 Contracted general activity (UDA)	10,400
Carry forward general activity (UDA)	0
19/20 Contracted orthodontic activity (UOA)	0
Carry forward orthodontic activity (UOA)	0
Baseline contract value	£311,913.16

ACCESS*

Patients seen in 24 months	Total	Change since previous quarter
Quarter ending September 2018	4,173	
Quarter ending December 2018	4,252	→
Quarter ending March 2019	4,350	↑
Quarter ending June 2019	4,478	↑
Quarter ending September 2019	4,522	→
Variance since September 2018	8.4%	↑



ACTIVITY



Month	Adjusted Scheduled Activity (UDA)	
	2019	2020
April	-249	244
May	450	1,123
June	1,095	1,720
July	1,771	2,506
August	2,949	3,501
September	3,846	4,021
October	4,843	
November	5,573	
December	6,132	
January	7,006	
February	7,955	
March	9,017	
April	9,542	
May	9,562	
June	9,562	

QUALITY

	Quantity	Base Number	Contract	AT	Region	England
% of FP17s for the same patient ID Re-attending within 3 months - Children	45	851	5.3%	11.2%	10.8%	11.5%
% of FP17s for the same patient ID Re-attending within 3 months - Adults	249	1,718	14.5%	14.6%	15.2%	15.4%
% of FP17s for the same patient ID Re-attending between 3 & 9 months - Children	454	851	53.3%	59.3%	62.2%	59.7%
% of FP17s for the same patient ID Re-attending between 3 & 9 months - Adults	615	1,718	35.8%	49.7%	52.9%	51.7%
% of FP17s for Band 1 Urgent Courses	215	2,352	9.1%	10.0%	9.7%	9.2%
% of FP17s Relating to Free Repair or Replacements	7	2,352	0.3%	0.6%	0.6%	0.7%
% of FP17s Relating to Continuations	28	2,352	1.2%	0.5%	0.7%	0.8%
% of Patients satisfied with the dentistry they have received	3	3	N/A	91.6%	93.6%	93.5%
% of Patients satisfied with the time they had to wait for an appointment	3	3	N/A	83.7%	86.3%	87.4%

* This is based on patients treated on this contract for their most recent course of treatment. Figures in italics indicate the base number of FP17s or Patient Questionnaire responses are less than 100. N/A is shown where the base number of responses is less than 10 during the period. % is calculated as Quantity/Base number*100

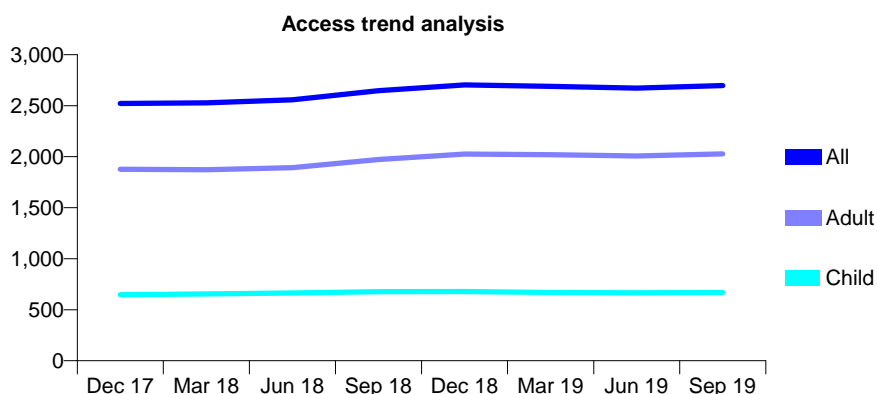
Q69 - Vital Signs At a Glance Contract Report for 688118/0001 - September 2019

Name or company name	MR C SANTODOMINGO RUBIDO
Contract type name	GDS Contract
Purpose of contract	General
Contract start date	01/04/2014
Contract end date	

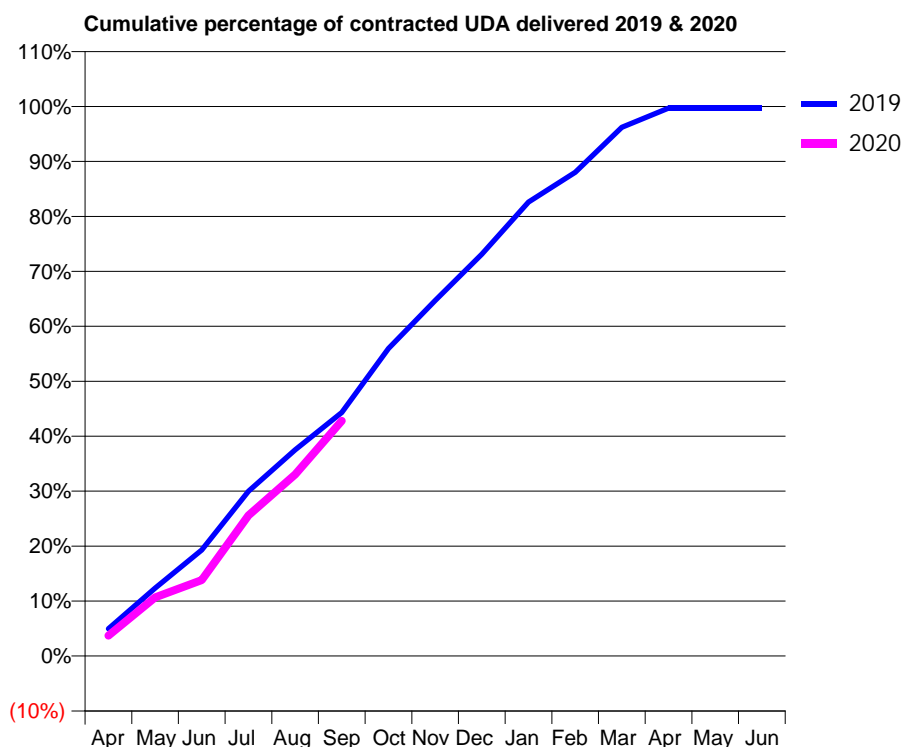
19/20 Contracted general activity (UDA)	7,974
Carry forward general activity (UDA)	23
19/20 Contracted orthodontic activity (UOA)	0
Carry forward orthodontic activity (UOA)	0
Baseline contract value	£203,557.66

ACCESS*

Patients seen in 24 months	Total	Change since previous quarter
Quarter ending September 2018	2,648	
Quarter ending December 2018	2,704	↑
Quarter ending March 2019	2,689	→
Quarter ending June 2019	2,673	→
Quarter ending September 2019	2,697	→
Variance since September 2018	1.9%	→



ACTIVITY



Month	Adjusted Scheduled Activity (UDA)	
	2019	2020
April	396	298
May	986	852
June	1,538	1,102
July	2,391	2,040
August	2,992	2,635
September	3,532	3,413
October	4,463	
November	5,157	
December	5,830	
January	6,588	
February	7,019	
March	7,671	
April	7,951	
May	7,951	
June	7,951	

QUALITY

	Quantity	Base Number	Contract	AT	Region	England
% of FP17s for the same patient ID Re-attending within 3 months - Children	22	421	5.2%	11.2%	10.8%	11.5%
% of FP17s for the same patient ID Re-attending within 3 months - Adults	94	1,075	8.7%	14.6%	15.2%	15.4%
% of FP17s for the same patient ID Re-attending between 3 & 9 months - Children	224	421	53.2%	59.3%	62.2%	59.7%
% of FP17s for the same patient ID Re-attending between 3 & 9 months - Adults	455	1,075	42.3%	49.7%	52.9%	51.7%
% of FP17s for Band 1 Urgent Courses	77	1,404	5.5%	10.0%	9.7%	9.2%
% of FP17s Relating to Free Repair or Replacements	7	1,404	0.5%	0.6%	0.6%	0.7%
% of FP17s Relating to Continuations	0	1,404	0.0%	0.5%	0.7%	0.8%
% of Patients satisfied with the dentistry they have received	2	2	N/A	91.6%	93.6%	93.5%
% of Patients satisfied with the time they had to wait for an appointment	2	2	N/A	83.7%	86.3%	87.4%

* This is based on patients treated on this contract for their most recent course of treatment. Figures in italics indicate the base number of FP17s or Patient Questionnaire responses are less than 100. N/A is shown where the base number of responses is less than 10 during the period. % is calculated as Quantity/Base number*100

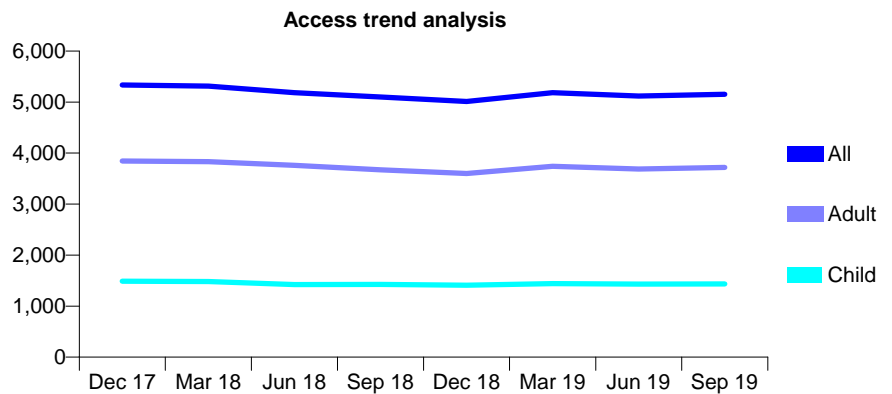
Q69 - Vital Signs At a Glance Contract Report for 689955/0001 - September 2019

Name or company name	MR DS MALLI
Contract type name	GDS Contract
Purpose of contract	General
Contract start date	01/10/2014
Contract end date	

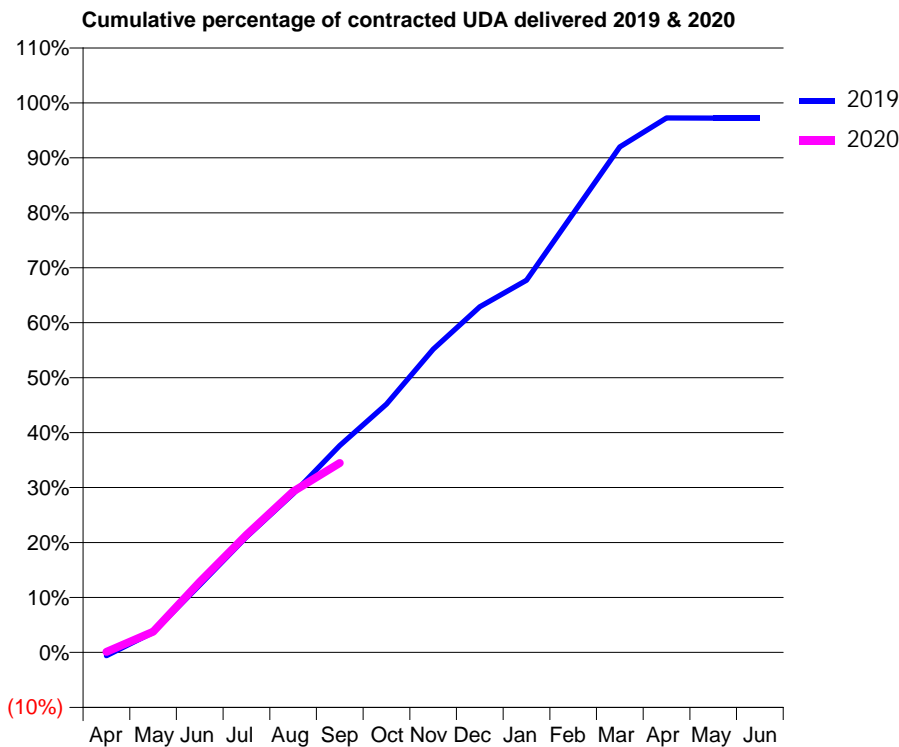
19/20 Contracted general activity (UDA)	12,508
Carry forward general activity (UDA)	347
19/20 Contracted orthodontic activity (UOA)	0
Carry forward orthodontic activity (UOA)	0
Baseline contract value	£351,453.60

ACCESS*

Patients seen in 24 months	Total	Change since previous quarter
Quarter ending September 2018	5,099	
Quarter ending December 2018	5,010	↓
Quarter ending March 2019	5,184	↑
Quarter ending June 2019	5,118	↓
Quarter ending September 2019	5,153	→
Variance since September 2018	1.1%	→



ACTIVITY



Month	Adjusted Scheduled Activity (UDA)	
	2019	2020
April	-78	13
May	456	472
June	1,537	1,605
July	2,627	2,675
August	3,613	3,663
September	4,710	4,312
October	5,654	
November	6,899	
December	7,866	
January	8,470	
February	9,991	
March	11,505	
April	12,163	
May	12,162	
June	12,161	

QUALITY

	Quantity	Base Number	Contract	AT	Region	England
% of FP17s for the same patient ID Re-attending within 3 months - Children	31	753	4.1%	11.2%	10.8%	11.5%
% of FP17s for the same patient ID Re-attending within 3 months - Adults	190	1,920	9.9%	14.6%	15.2%	15.4%
% of FP17s for the same patient ID Re-attending between 3 & 9 months - Children	271	753	36.0%	59.3%	62.2%	59.7%
% of FP17s for the same patient ID Re-attending between 3 & 9 months - Adults	861	1,920	44.8%	49.7%	52.9%	51.7%
% of FP17s for Band 1 Urgent Courses	177	2,436	7.3%	10.0%	9.7%	9.2%
% of FP17s Relating to Free Repair or Replacements	4	2,436	0.2%	0.6%	0.6%	0.7%
% of FP17s Relating to Continuations	2	2,436	0.1%	0.5%	0.7%	0.8%
% of Patients satisfied with the dentistry they have received	3	3	N/A	91.6%	93.6%	93.5%
% of Patients satisfied with the time they had to wait for an appointment	1	3	N/A	83.7%	86.3%	87.4%

* This is based on patients treated on this contract for their most recent course of treatment. Figures in italics indicate the base number of FP17s or Patient Questionnaire responses are less than 100. N/A is shown where the base number of responses is less than 10 during the period. % is calculated as Quantity/Base number*100

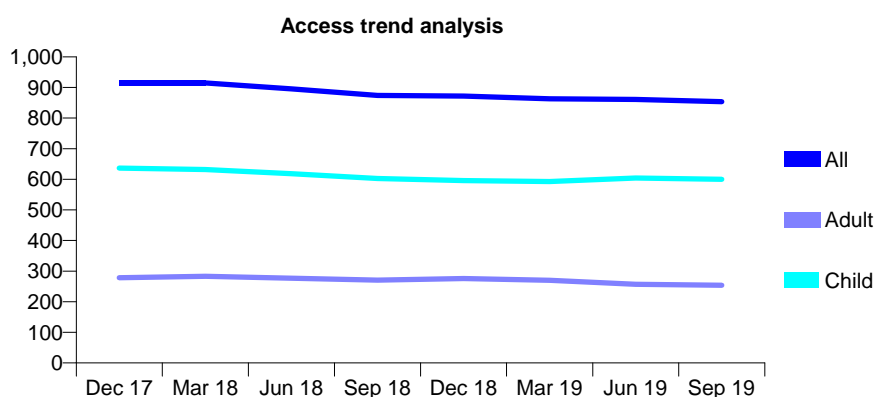
Q69 - Vital Signs At a Glance Contract Report for 691259/0001 - September 2019

Name or company name	MRS N MAJEVADIA
Contract type name	GDS Contract
Purpose of contract	General
Contract start date	01/04/2014
Contract end date	

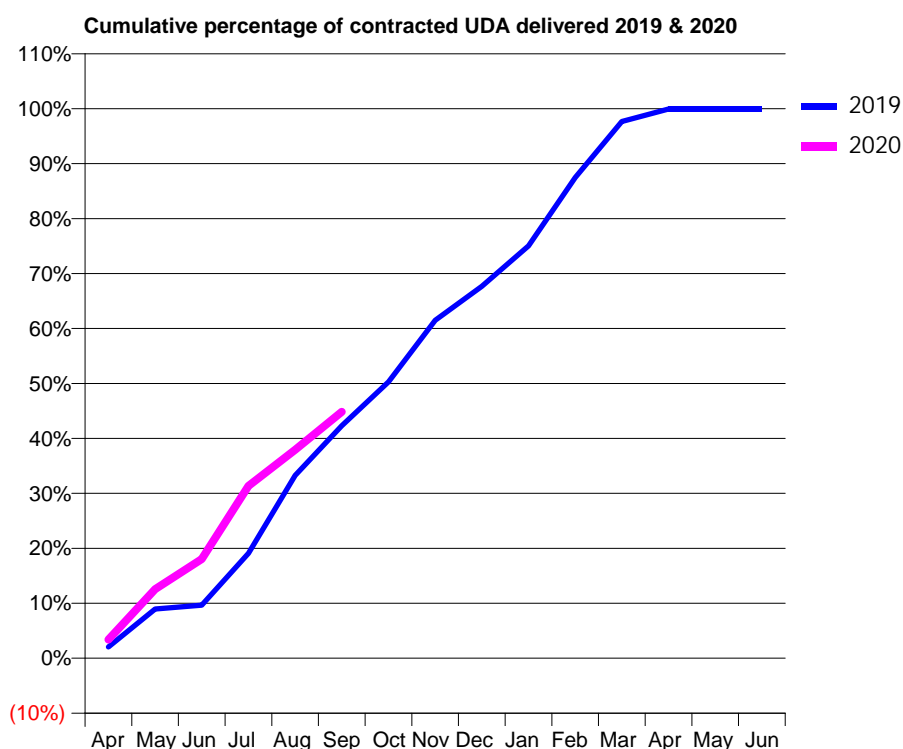
19/20 Contracted general activity (UDA)	2,400
Carry forward general activity (UDA)	2
19/20 Contracted orthodontic activity (UOA)	0
Carry forward orthodontic activity (UOA)	0
Baseline contract value	£56,419.58

ACCESS*

Patients seen in 24 months	Total	Change since previous quarter
Quarter ending September 2018	874	
Quarter ending December 2018	872	→
Quarter ending March 2019	863	↓
Quarter ending June 2019	861	→
Quarter ending September 2019	854	→
Variance since September 2018	(2.3%)	↓



ACTIVITY



Month	2019	2020
April	49	82
May	215	302
June	232	433
July	458	753
August	799	911
September	1,015	1,076
October	1,207	
November	1,476	
December	1,624	
January	1,801	
February	2,099	
March	2,344	
April	2,398	
May	2,398	
June	2,398	

QUALITY

	Quantity	Base Number	Contract	AT	Region	England
% of FP17s for the same patient ID Re-attending within 3 months - Children	61	483	12.6%	11.2%	10.8%	11.5%
% of FP17s for the same patient ID Re-attending within 3 months - Adults	24	122	19.7%	14.6%	15.2%	15.4%
% of FP17s for the same patient ID Re-attending between 3 & 9 months - Children	266	483	55.1%	59.3%	62.2%	59.7%
% of FP17s for the same patient ID Re-attending between 3 & 9 months - Adults	58	122	47.5%	49.7%	52.9%	51.7%
% of FP17s for Band 1 Urgent Courses	26	574	4.5%	10.0%	9.7%	9.2%
% of FP17s Relating to Free Repair or Replacements	0	574	0.0%	0.6%	0.6%	0.7%
% of FP17s Relating to Continuations	10	574	1.7%	0.5%	0.7%	0.8%
% of Patients satisfied with the dentistry they have received	0	0	N/A	91.6%	93.6%	93.5%
% of Patients satisfied with the time they had to wait for an appointment	0	0	N/A	83.7%	86.3%	87.4%

* This is based on patients treated on this contract for their most recent course of treatment.

Figures in italics indicate the base number of FP17s or Patient Questionnaire responses are less than 100. N/A is shown where the base number of responses is less than 10 during the period. % is calculated as Quantity/Base number*100

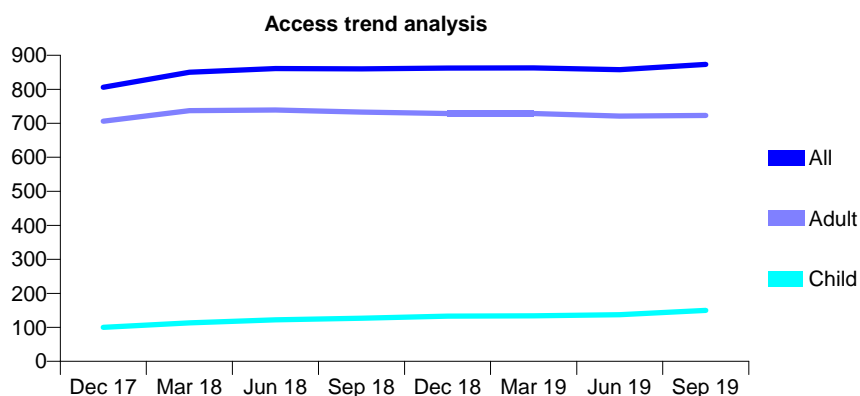
Q69 - Vital Signs At a Glance Contract Report for 691259/0002 - September 2019

Name or company name	MRS N MAJEVADIA
Contract type name	GDS Contract
Purpose of contract	General
Contract start date	01/08/2014
Contract end date	

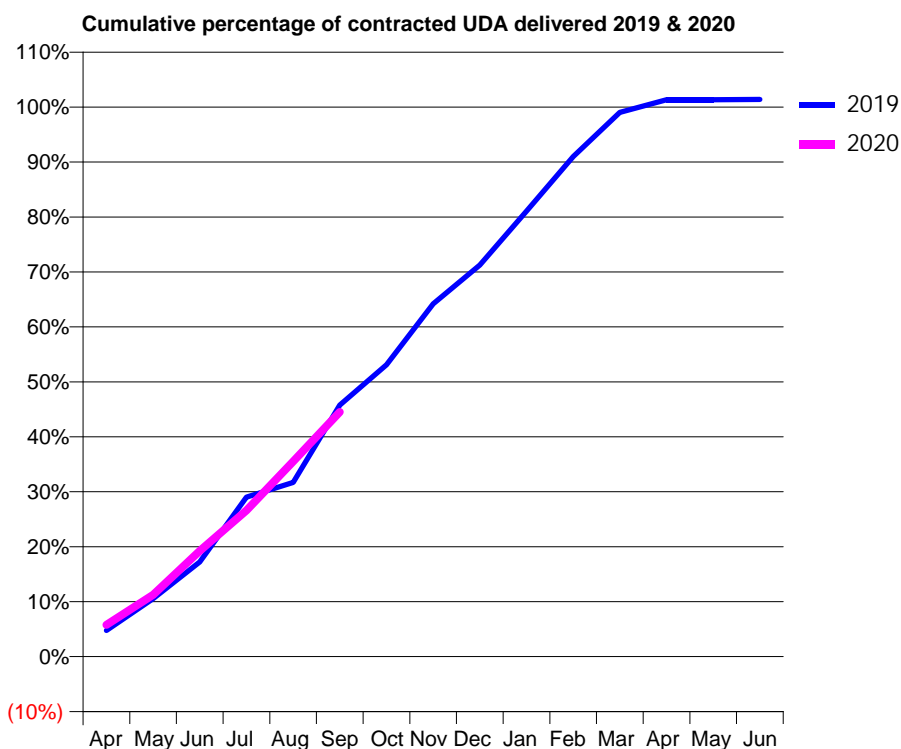
19/20 Contracted general activity (UDA)	3,008
Carry forward general activity (UDA)	-41
19/20 Contracted orthodontic activity (UOA)	0
Carry forward orthodontic activity (UOA)	0
Baseline contract value	£74,340.55

ACCESS*

Patients seen in 24 months	Total	Change since previous quarter
Quarter ending September 2018	860	
Quarter ending December 2018	862	→
Quarter ending March 2019	863	→
Quarter ending June 2019	858	→
Quarter ending September 2019	873	→
Variance since September 2018	1.5%	→



ACTIVITY



Month	Adjusted Scheduled Activity (UDA)	
	2019	2020
April	144	174
May	318	338
June	518	578
July	873	801
August	953	1,068
September	1,377	1,339
October	1,598	
November	1,931	
December	2,144	
January	2,438	
February	2,737	
March	2,978	
April	3,048	
May	3,048	
June	3,049	

QUALITY

	Quantity	Base Number	Contract	AT	Region	England
% of FP17s for the same patient ID Re-attending within 3 months - Children	7	96	7.3%	11.2%	10.8%	11.5%
% of FP17s for the same patient ID Re-attending within 3 months - Adults	46	455	10.1%	14.6%	15.2%	15.4%
% of FP17s for the same patient ID Re-attending between 3 & 9 months - Children	54	96	56.3%	59.3%	62.2%	59.7%
% of FP17s for the same patient ID Re-attending between 3 & 9 months - Adults	294	455	64.6%	49.7%	52.9%	51.7%
% of FP17s for Band 1 Urgent Courses	40	524	7.6%	10.0%	9.7%	9.2%
% of FP17s Relating to Free Repair or Replacements	2	524	0.4%	0.6%	0.6%	0.7%
% of FP17s Relating to Continuations	2	524	0.4%	0.5%	0.7%	0.8%
% of Patients satisfied with the dentistry they have received	0	1	N/A	91.6%	93.6%	93.5%
% of Patients satisfied with the time they had to wait for an appointment	1	1	N/A	83.7%	86.3%	87.4%

* This is based on patients treated on this contract for their most recent course of treatment. Figures in italics indicate the base number of FP17s or Patient Questionnaire responses are less than 100. N/A is shown where the base number of responses is less than 10 during the period. % is calculated as Quantity/Base number*100

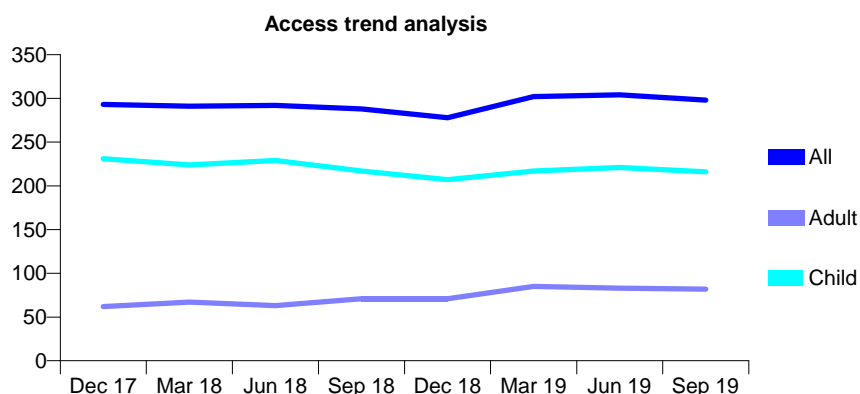
Q69 - Vital Signs At a Glance Contract Report for 725773/0001 - September 2019

Name or company name	MR MC MARTIN
Contract type name	GDS Contract
Purpose of contract	General
Contract start date	01/04/2006
Contract end date	

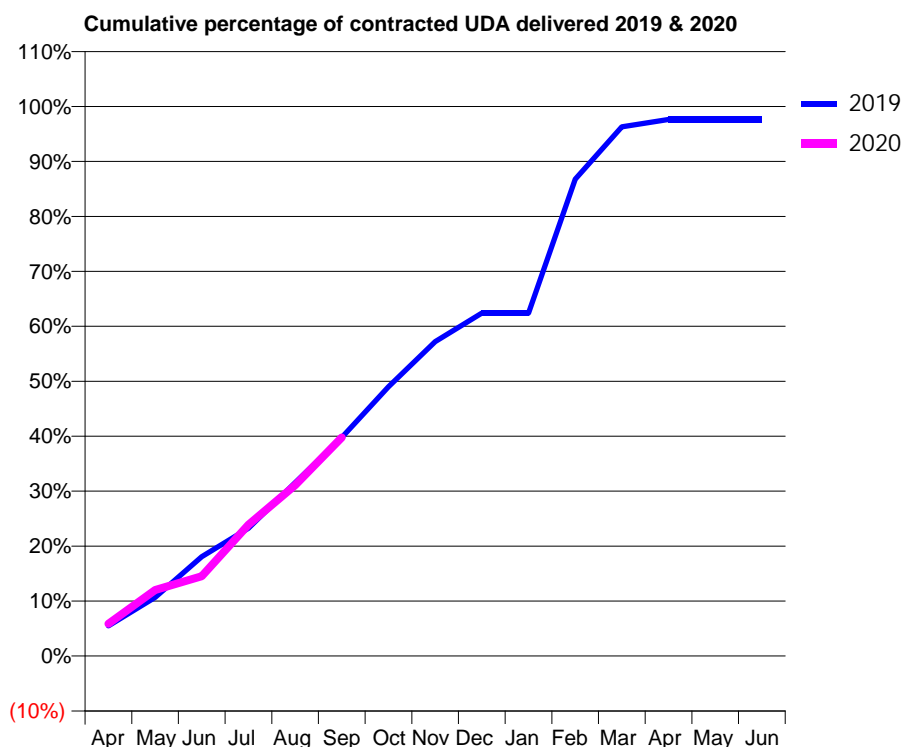
19/20 Contracted general activity (UDA)	600
Carry forward general activity (UDA)	6
19/20 Contracted orthodontic activity (UOA)	0
Carry forward orthodontic activity (UOA)	0
Baseline contract value	£14,690.48

ACCESS*

Patients seen in 24 months	Total	Change since previous quarter
Quarter ending September 2018	288	
Quarter ending December 2018	278	↓
Quarter ending March 2019	302	↑
Quarter ending June 2019	304	→
Quarter ending September 2019	298	↓
Variance since September 2018	3.5%	↑



ACTIVITY



Month	Adjusted Scheduled Activity (UDA)	
	2019	2020
April	33	35
May	64	72
June	108	87
July	140	143
August	189	187
September	239	239
October	294	
November	343	
December	374	
January	374	
February	521	
March	578	
April	586	
May	586	
June	586	

QUALITY

	Quantity	Base Number	Contract	AT	Region	England
% of FP17s for the same patient ID Re-attending within 3 months - Children	6	163	3.7%	11.2%	10.8%	11.5%
% of FP17s for the same patient ID Re-attending within 3 months - Adults	2	34	5.9%	14.6%	15.2%	15.4%
% of FP17s for the same patient ID Re-attending between 3 & 9 months - Children	109	163	66.9%	59.3%	62.2%	59.7%
% of FP17s for the same patient ID Re-attending between 3 & 9 months - Adults	24	34	70.6%	49.7%	52.9%	51.7%
% of FP17s for Band 1 Urgent Courses	3	191	1.6%	10.0%	9.7%	9.2%
% of FP17s Relating to Free Repair or Replacements	0	191	0.0%	0.6%	0.6%	0.7%
% of FP17s Relating to Continuations	0	191	0.0%	0.5%	0.7%	0.8%
% of Patients satisfied with the dentistry they have received	0	0	N/A	91.6%	93.6%	93.5%
% of Patients satisfied with the time they had to wait for an appointment	0	0	N/A	83.7%	86.3%	87.4%

* This is based on patients treated on this contract for their most recent course of treatment. Figures in italics indicate the base number of FP17s or Patient Questionnaire responses are less than 100. N/A is shown where the base number of responses is less than 10 during the period. % is calculated as Quantity/Base number*100

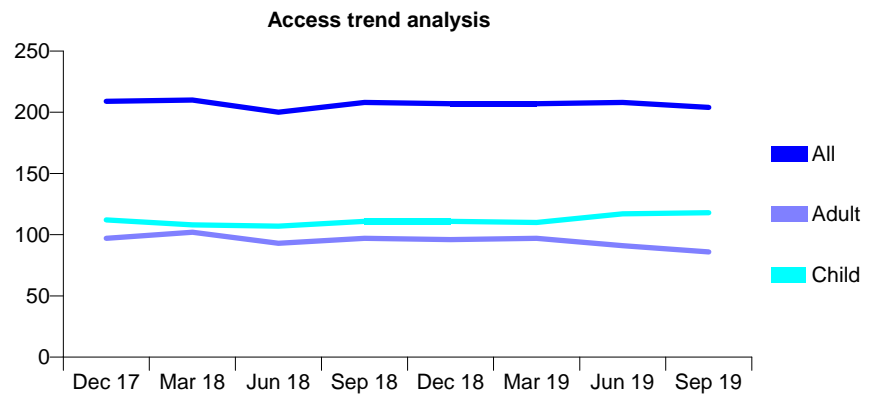
Q69 - Vital Signs At a Glance Contract Report for 732605/0002 - September 2019

Name or company name	Mark Hamburger and Rebecca Sadler
Contract type name	GDS Contract
Purpose of contract	General
Contract start date	01/04/2006
Contract end date	

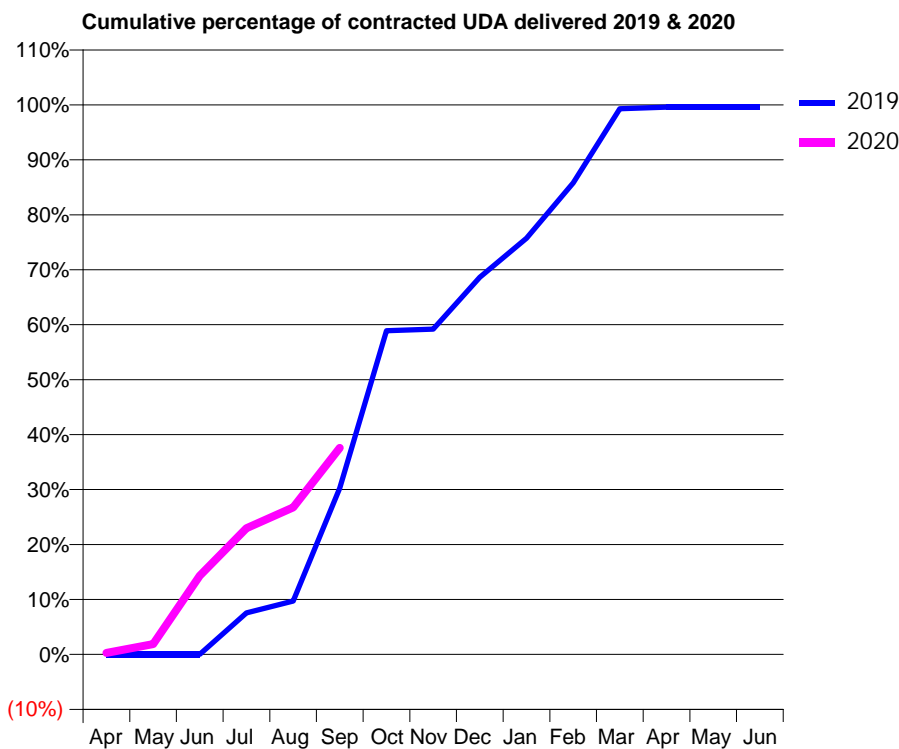
19/20 Contracted general activity (UDA)	370
Carry forward general activity (UDA)	1
19/20 Contracted orthodontic activity (UOA)	0
Carry forward orthodontic activity (UOA)	0
Baseline contract value	£8,759.31

ACCESS*

Patients seen in 24 months	Total	Change since previous quarter
Quarter ending September 2018	208	
Quarter ending December 2018	207	→
Quarter ending March 2019	207	→
Quarter ending June 2019	208	→
Quarter ending September 2019	204	↓
Variance since September 2018	(1.9%)	↓



ACTIVITY



Month	Adjusted Scheduled Activity (UDA)	
	2019	2020
April	0	1
May	0	7
June	0	53
July	28	85
August	36	99
September	112	139
October	218	
November	219	
December	254	
January	280	
February	317	
March	367	
April	368	
May	368	
June	368	

QUALITY

	Quantity	Base Number	Contract	AT	Region	England
% of FP17s for the same patient ID Re-attending within 3 months - Children	0	77	0.0%	11.2%	10.8%	11.5%
% of FP17s for the same patient ID Re-attending within 3 months - Adults	1	32	3.1%	14.6%	15.2%	15.4%
% of FP17s for the same patient ID Re-attending between 3 & 9 months - Children	43	77	55.8%	59.3%	62.2%	59.7%
% of FP17s for the same patient ID Re-attending between 3 & 9 months - Adults	16	32	50.0%	49.7%	52.9%	51.7%
% of FP17s for Band 1 Urgent Courses	0	108	0.0%	10.0%	9.7%	9.2%
% of FP17s Relating to Free Repair or Replacements	0	108	0.0%	0.6%	0.6%	0.7%
% of FP17s Relating to Continuations	0	108	0.0%	0.5%	0.7%	0.8%
% of Patients satisfied with the dentistry they have received	0	0	N/A	91.6%	93.6%	93.5%
% of Patients satisfied with the time they had to wait for an appointment	0	0	N/A	83.7%	86.3%	87.4%

* This is based on patients treated on this contract for their most recent course of treatment. Figures in italics indicate the base number of FP17s or Patient Questionnaire responses are less than 100. N/A is shown where the base number of responses is less than 10 during the period. % is calculated as Quantity/Base number*100

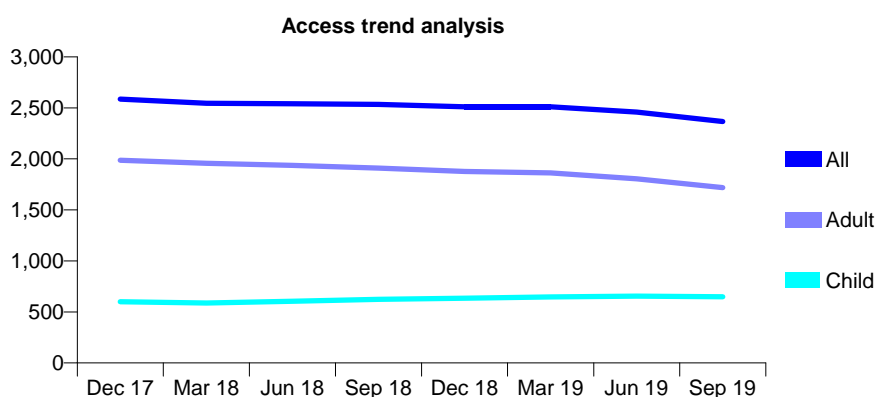
Q69 - Vital Signs At a Glance Contract Report for 736686/0002 - September 2019

Name or company name	MR DA DUFFY
Contract type name	GDS Contract
Purpose of contract	General
Contract start date	01/04/2006
Contract end date	

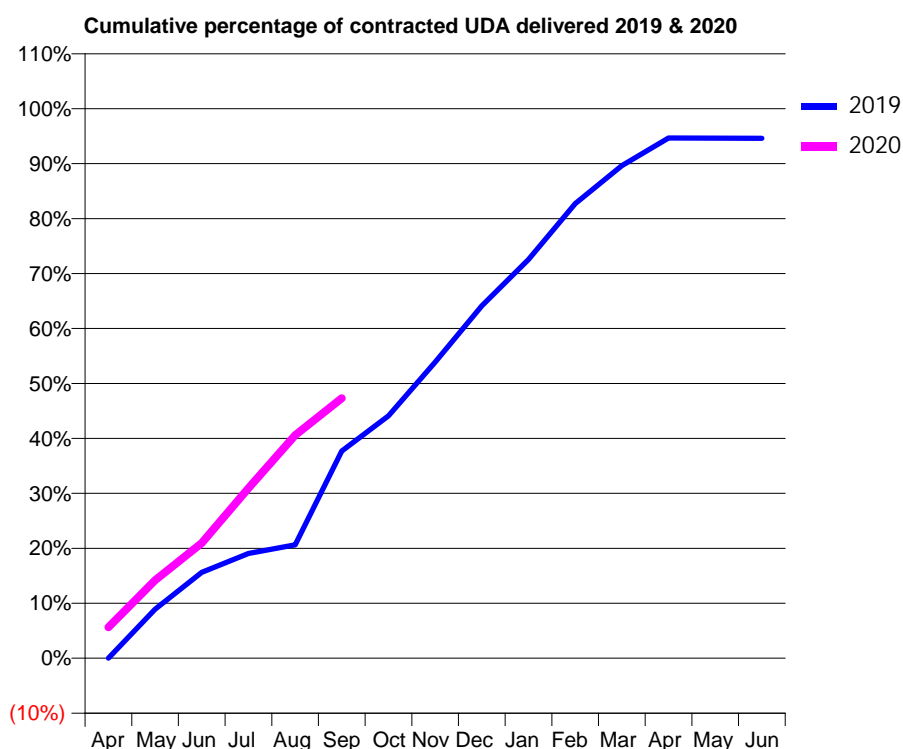
19/20 Contracted general activity (UDA)	6,186
Carry forward general activity (UDA)	0
19/20 Contracted orthodontic activity (UOA)	0
Carry forward orthodontic activity (UOA)	0
Baseline contract value	£166,866.33

ACCESS*

Patients seen in 24 months	Total	Change since previous quarter
Quarter ending September 2018	2,534	
Quarter ending December 2018	2,511	→
Quarter ending March 2019	2,511	→
Quarter ending June 2019	2,459	↓
Quarter ending September 2019	2,367	↓
Variance since September 2018	(6.6%)	↓



ACTIVITY



Month	2019	2020
April	0	349
May	553	878
June	967	1,296
July	1,179	1,915
August	1,277	2,510
September	2,333	2,926
October	2,728	
November	3,334	
December	3,966	
January	4,489	
February	5,116	
March	5,545	
April	5,855	
May	5,854	
June	5,853	

QUALITY

	Quantity	Base Number	Contract	AT	Region	England
% of FP17s for the same patient ID Re-attending within 3 months - Children	30	502	6.0%	11.2%	10.8%	11.5%
% of FP17s for the same patient ID Re-attending within 3 months - Adults	159	1,312	12.1%	14.6%	15.2%	15.4%
% of FP17s for the same patient ID Re-attending between 3 & 9 months - Children	281	502	56.0%	59.3%	62.2%	59.7%
% of FP17s for the same patient ID Re-attending between 3 & 9 months - Adults	831	1,312	63.3%	49.7%	52.9%	51.7%
% of FP17s for Band 1 Urgent Courses	154	1,697	9.1%	10.0%	9.7%	9.2%
% of FP17s Relating to Free Repair or Replacements	15	1,697	0.9%	0.6%	0.6%	0.7%
% of FP17s Relating to Continuations	5	1,697	0.3%	0.5%	0.7%	0.8%
% of Patients satisfied with the dentistry they have received	1	1	N/A	91.6%	93.6%	93.5%
% of Patients satisfied with the time they had to wait for an appointment	1	1	N/A	83.7%	86.3%	87.4%

* This is based on patients treated on this contract for their most recent course of treatment. Figures in italics indicate the base number of FP17s or Patient Questionnaire responses are less than 100. N/A is shown where the base number of responses is less than 10 during the period. % is calculated as Quantity/Base number*100

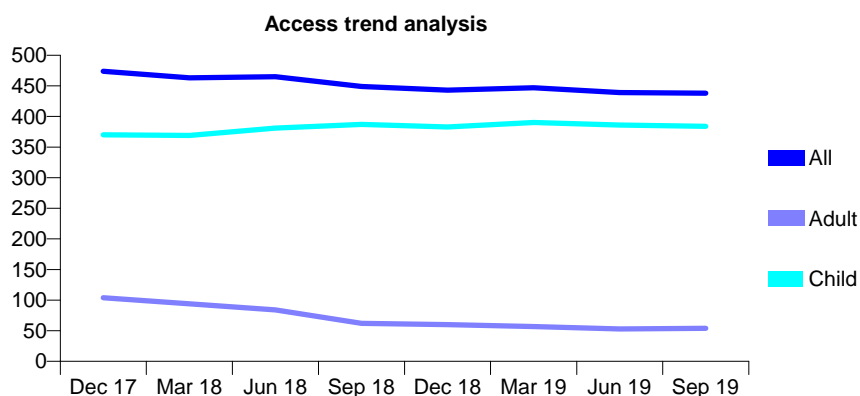
Q69 - Vital Signs At a Glance Contract Report for 740616/0001 - September 2019

Name or company name	MR R PARMAR
Contract type name	GDS Contract
Purpose of contract	General
Contract start date	01/04/2006
Contract end date	

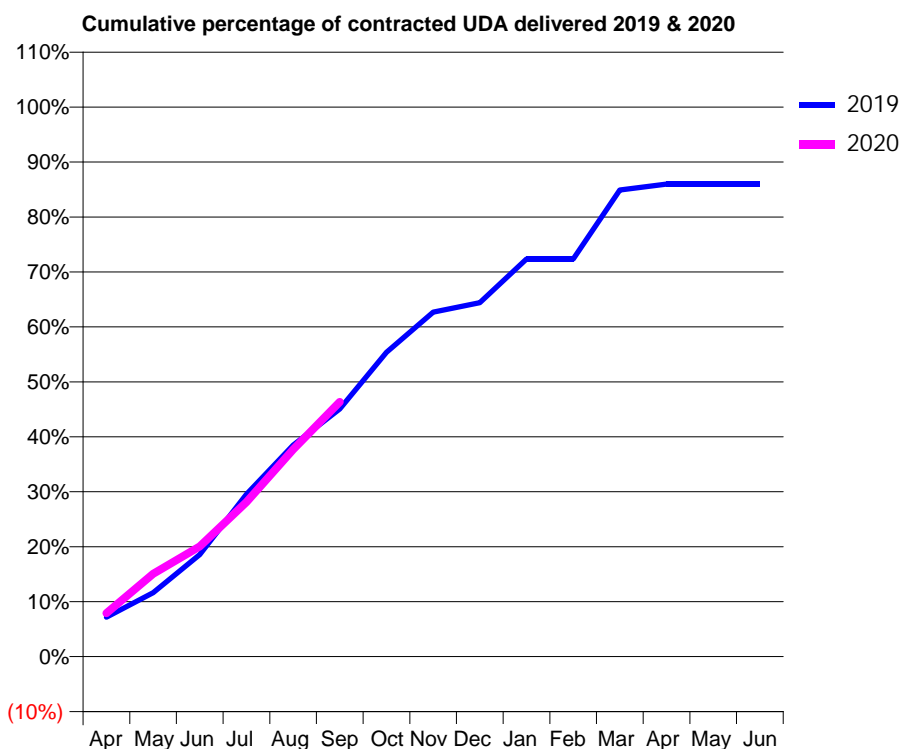
19/20 Contracted general activity (UDA)	750
Carry forward general activity (UDA)	0
19/20 Contracted orthodontic activity (UOA)	0
Carry forward orthodontic activity (UOA)	0
Baseline contract value	£16,998.20

ACCESS*

Patients seen in 24 months	Total	Change since previous quarter
Quarter ending September 2018	449	
Quarter ending December 2018	443	↓
Quarter ending March 2019	447	→
Quarter ending June 2019	439	↓
Quarter ending September 2019	438	→
Variance since September 2018	(2.4%)	↓



ACTIVITY



Month	Adjusted Scheduled Activity (UDA)	
	2019	2020
April	54	59
May	87	113
June	139	150
July	222	211
August	289	283
September	338	348
October	415	
November	470	
December	483	
January	543	
February	543	
March	637	
April	645	
May	645	
June	645	

QUALITY

	Quantity	Base Number	Contract	AT	Region	England
% of FP17s for the same patient ID Re-attending within 3 months - Children	17	295	5.8%	11.2%	10.8%	11.5%
% of FP17s for the same patient ID Re-attending within 3 months - Adults	0	12	0.0%	14.6%	15.2%	15.4%
% of FP17s for the same patient ID Re-attending between 3 & 9 months - Children	169	295	57.3%	59.3%	62.2%	59.7%
% of FP17s for the same patient ID Re-attending between 3 & 9 months - Adults	7	12	58.3%	49.7%	52.9%	51.7%
% of FP17s for Band 1 Urgent Courses	4	297	1.3%	10.0%	9.7%	9.2%
% of FP17s Relating to Free Repair or Replacements	0	297	0.0%	0.6%	0.6%	0.7%
% of FP17s Relating to Continuations	3	297	1.0%	0.5%	0.7%	0.8%
% of Patients satisfied with the dentistry they have received	0	0	N/A	91.6%	93.6%	93.5%
% of Patients satisfied with the time they had to wait for an appointment	0	0	N/A	83.7%	86.3%	87.4%

* This is based on patients treated on this contract for their most recent course of treatment. Figures in italics indicate the base number of FP17s or Patient Questionnaire responses are less than 100. N/A is shown where the base number of responses is less than 10 during the period. % is calculated as Quantity/Base number*100

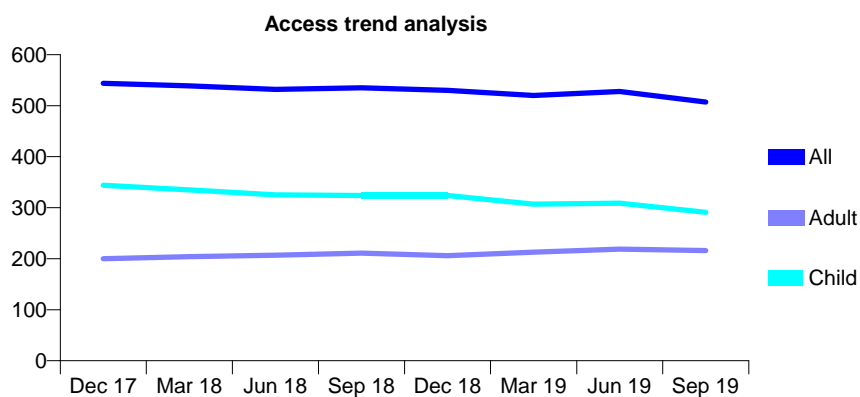
Q69 - Vital Signs At a Glance Contract Report for 741523/0001 - September 2019

Name or company name	MR JE MILLER
Contract type name	GDS Contract
Purpose of contract	General
Contract start date	01/07/2007
Contract end date	

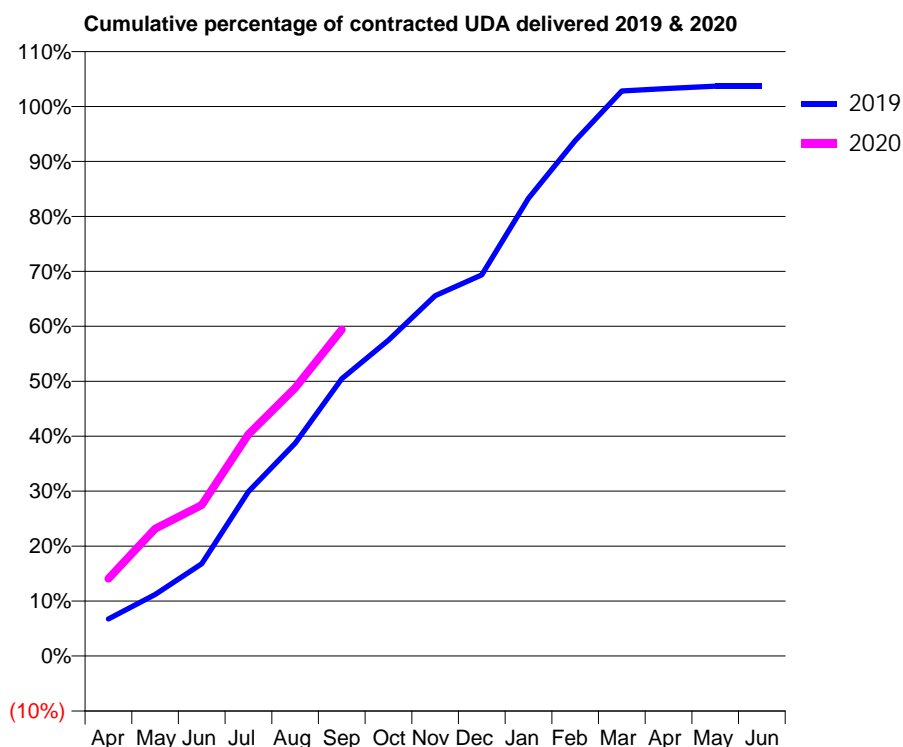
19/20 Contracted general activity (UDA)	700
Carry forward general activity (UDA)	-14
19/20 Contracted orthodontic activity (UOA)	0
Carry forward orthodontic activity (UOA)	0
Baseline contract value	£17,132.87

ACCESS*

Patients seen in 24 months	Total	Change since previous quarter
Quarter ending September 2018	535	
Quarter ending December 2018	530	→
Quarter ending March 2019	520	↓
Quarter ending June 2019	528	→
Quarter ending September 2019	507	↓
Variance since September 2018	(5.2%)	↓



ACTIVITY



Month	Adjusted Scheduled Activity (UDA)	
	2019	2020
April	47	99
May	78	162
June	117	192
July	210	282
August	271	342
September	353	416
October	402	
November	459	
December	486	
January	583	
February	656	
March	720	
April	723	
May	726	
June	726	

QUALITY

	Quantity	Base Number	Contract	AT	Region	England
% of FP17s for the same patient ID Re-attending within 3 months - Children	11	216	5.1%	11.2%	10.8%	11.5%
% of FP17s for the same patient ID Re-attending within 3 months - Adults	8	107	7.5%	14.6%	15.2%	15.4%
% of FP17s for the same patient ID Re-attending between 3 & 9 months - Children	124	216	57.4%	59.3%	62.2%	59.7%
% of FP17s for the same patient ID Re-attending between 3 & 9 months - Adults	46	107	43.0%	49.7%	52.9%	51.7%
% of FP17s for Band 1 Urgent Courses	14	313	4.5%	10.0%	9.7%	9.2%
% of FP17s Relating to Free Repair or Replacements	0	313	0.0%	0.6%	0.6%	0.7%
% of FP17s Relating to Continuations	0	313	0.0%	0.5%	0.7%	0.8%
% of Patients satisfied with the dentistry they have received	1	1	N/A	91.6%	93.6%	93.5%
% of Patients satisfied with the time they had to wait for an appointment	1	1	N/A	83.7%	86.3%	87.4%

* This is based on patients treated on this contract for their most recent course of treatment. Figures in italics indicate the base number of FP17s or Patient Questionnaire responses are less than 100. N/A is shown where the base number of responses is less than 10 during the period. % is calculated as Quantity/Base number*100

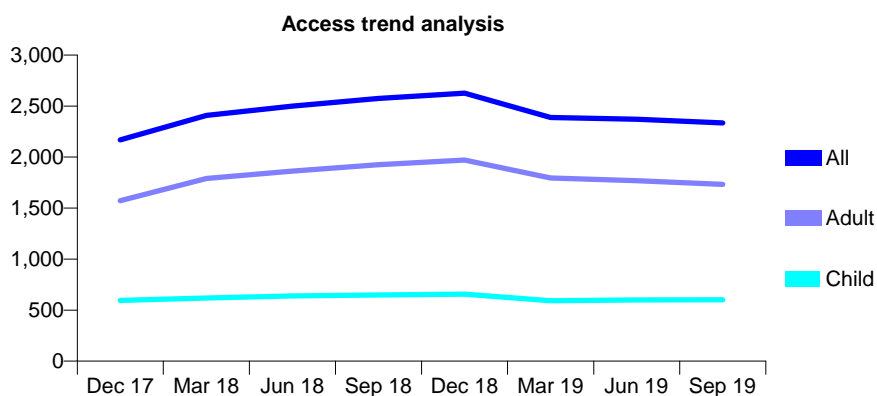
Q69 - Vital Signs At a Glance Contract Report for 746762/0001 - September 2019

Name or company name	MR S BHATIA
Contract type name	GDS Contract
Purpose of contract	General
Contract start date	01/04/2006
Contract end date	

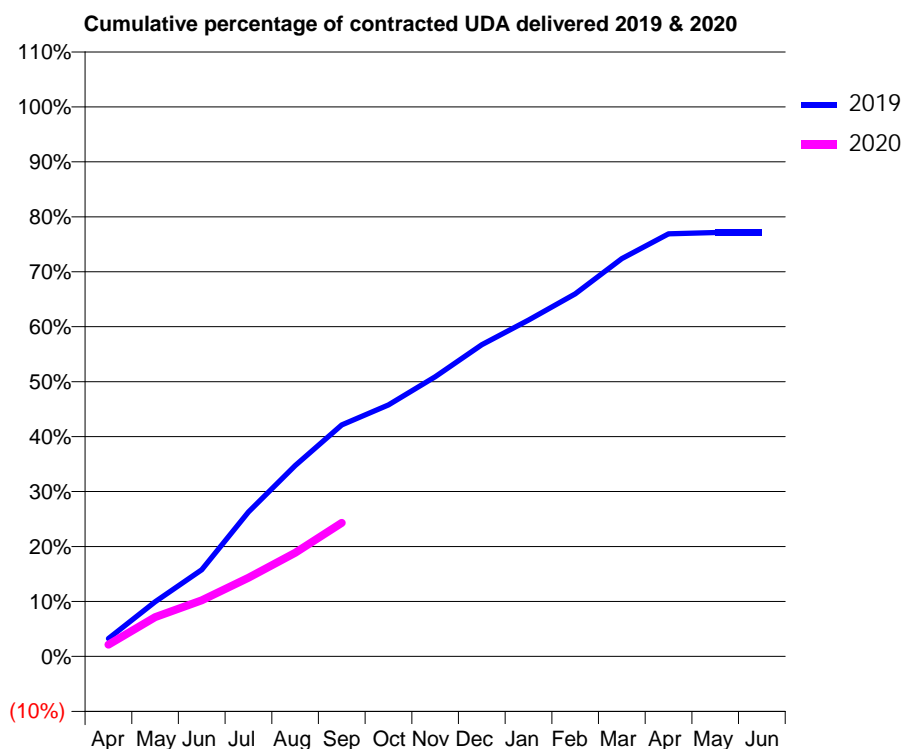
19/20 Contracted general activity (UDA)	7,056
Carry forward general activity (UDA)	0
19/20 Contracted orthodontic activity (UOA)	0
Carry forward orthodontic activity (UOA)	0
Baseline contract value	£181,225.30

ACCESS*

Patients seen in 24 months	Total	Change since previous quarter
Quarter ending September 2018	2,574	
Quarter ending December 2018	2,627	↑
Quarter ending March 2019	2,388	↓
Quarter ending June 2019	2,370	→
Quarter ending September 2019	2,335	↓
Variance since September 2018	(9.3%)	↓



ACTIVITY



Month	2019	2020
April	228	152
May	702	504
June	1,115	721
July	1,856	1,009
August	2,451	1,331
September	2,971	1,715
October	3,228	
November	3,591	
December	4,002	
January	4,317	
February	4,654	
March	5,107	
April	5,426	
May	5,443	
June	5,443	

QUALITY

	Quantity	Base Number	Contract	AT	Region	England
% of FP17s for the same patient ID Re-attending within 3 months - Children	11	346	3.2%	11.2%	10.8%	11.5%
% of FP17s for the same patient ID Re-attending within 3 months - Adults	76	862	8.8%	14.6%	15.2%	15.4%
% of FP17s for the same patient ID Re-attending between 3 & 9 months - Children	183	346	52.9%	59.3%	62.2%	59.7%
% of FP17s for the same patient ID Re-attending between 3 & 9 months - Adults	486	862	56.4%	49.7%	52.9%	51.7%
% of FP17s for Band 1 Urgent Courses	31	981	3.2%	10.0%	9.7%	9.2%
% of FP17s Relating to Free Repair or Replacements	1	981	0.1%	0.6%	0.6%	0.7%
% of FP17s Relating to Continuations	0	981	0.0%	0.5%	0.7%	0.8%
% of Patients satisfied with the dentistry they have received	0	0	N/A	91.6%	93.6%	93.5%
% of Patients satisfied with the time they had to wait for an appointment	0	0	N/A	83.7%	86.3%	87.4%

* This is based on patients treated on this contract for their most recent course of treatment. Figures in italics indicate the base number of FP17s or Patient Questionnaire responses are less than 100. N/A is shown where the base number of responses is less than 10 during the period. % is calculated as Quantity/Base number*100

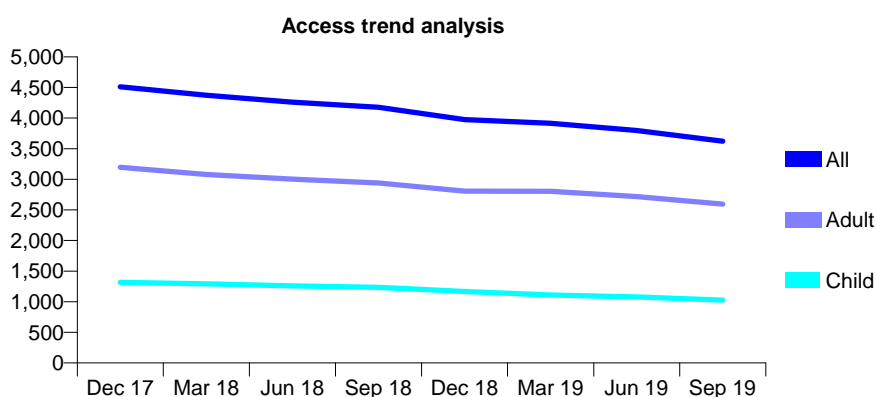
Q69 - Vital Signs At a Glance Contract Report for 746762/0002 - September 2019

Name or company name	MR S BHATIA
Contract type name	GDS Contract
Purpose of contract	General
Contract start date	01/04/2006
Contract end date	

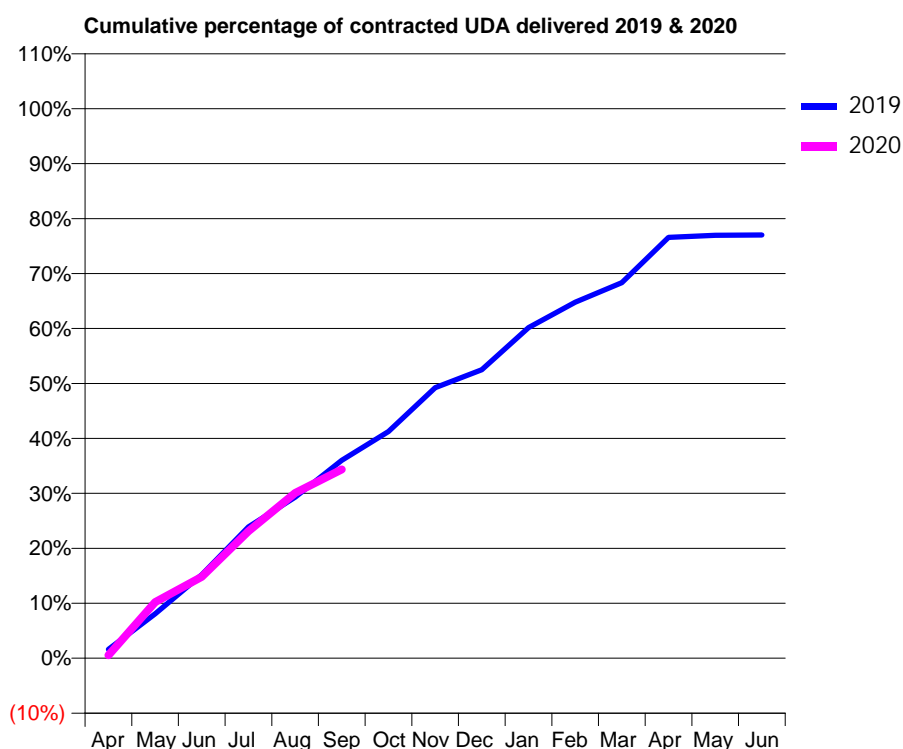
19/20 Contracted general activity (UDA)	8,311
Carry forward general activity (UDA)	0
19/20 Contracted orthodontic activity (UOA)	0
Carry forward orthodontic activity (UOA)	0
Baseline contract value	£221,611.84

ACCESS*

Patients seen in 24 months	Total	Change since previous quarter
Quarter ending September 2018	4,177	
Quarter ending December 2018	3,974	↓
Quarter ending March 2019	3,914	↓
Quarter ending June 2019	3,797	↓
Quarter ending September 2019	3,623	↓
Variance since September 2018	(13.3%)	↓



ACTIVITY



Month	2019	2020
April	135	46
May	673	848
June	1,261	1,230
July	1,985	1,920
August	2,435	2,499
September	2,993	2,855
October	3,430	
November	4,092	
December	4,362	
January	4,998	
February	5,384	
March	5,681	
April	6,365	
May	6,397	
June	6,399	

QUALITY

	Quantity	Base Number	Contract	AT	Region	England
% of FP17s for the same patient ID Re-attending within 3 months - Children	39	666	5.9%	11.2%	10.8%	11.5%
% of FP17s for the same patient ID Re-attending within 3 months - Adults	130	1,438	9.0%	14.6%	15.2%	15.4%
% of FP17s for the same patient ID Re-attending between 3 & 9 months - Children	304	666	45.6%	59.3%	62.2%	59.7%
% of FP17s for the same patient ID Re-attending between 3 & 9 months - Adults	516	1,438	35.9%	49.7%	52.9%	51.7%
% of FP17s for Band 1 Urgent Courses	99	1,672	5.9%	10.0%	9.7%	9.2%
% of FP17s Relating to Free Repair or Replacements	14	1,672	0.8%	0.6%	0.6%	0.7%
% of FP17s Relating to Continuations	2	1,672	0.1%	0.5%	0.7%	0.8%
% of Patients satisfied with the dentistry they have received	4	4	N/A	91.6%	93.6%	93.5%
% of Patients satisfied with the time they had to wait for an appointment	4	4	N/A	83.7%	86.3%	87.4%

* This is based on patients treated on this contract for their most recent course of treatment.

Figures in italics indicate the base number of FP17s or Patient Questionnaire responses are less than 100. N/A is shown where the base number of responses is less than 10 during the period. % is calculated as Quantity/Base number*100

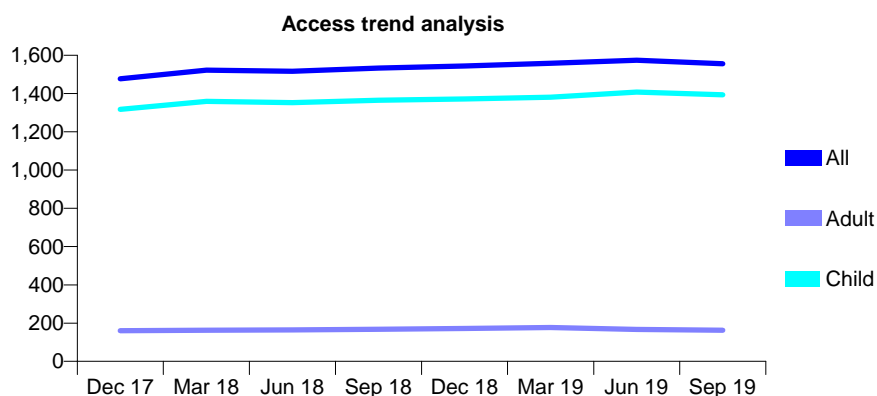
Q69 - Vital Signs At a Glance Contract Report for 749664/0001 - September 2019

Name or company name	MISS BB KANAS
Contract type name	GDS Contract
Purpose of contract	General
Contract start date	01/04/2006
Contract end date	

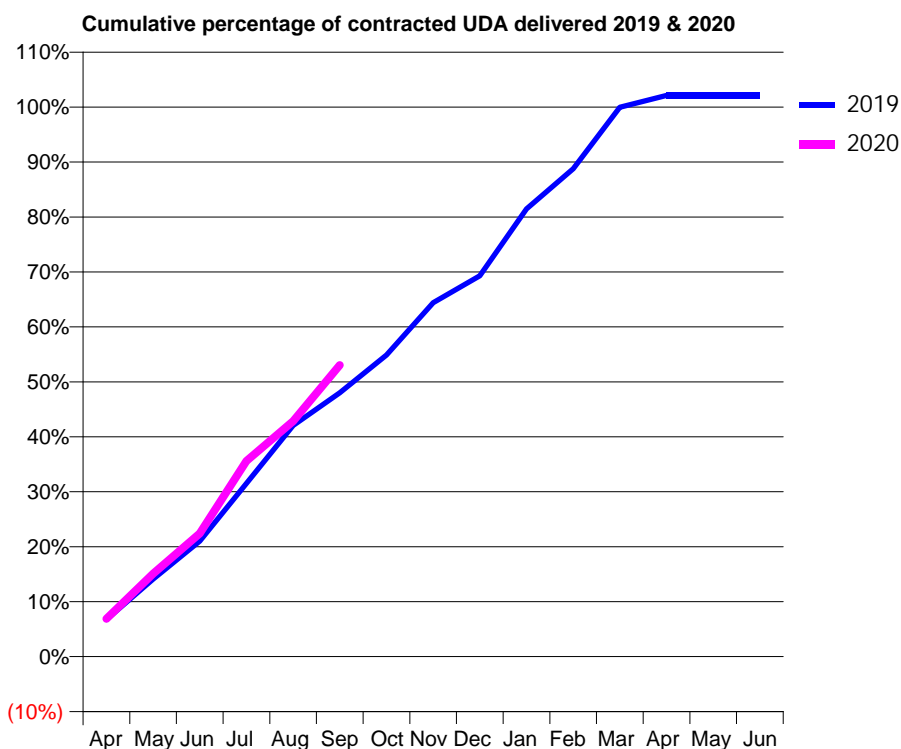
19/20 Contracted general activity (UDA)	2,650
Carry forward general activity (UDA)	-52
19/20 Contracted orthodontic activity (UOA)	0
Carry forward orthodontic activity (UOA)	0
Baseline contract value	£64,854.65

ACCESS*

Patients seen in 24 months	Total	Change since previous quarter
Quarter ending September 2018	1,533	
Quarter ending December 2018	1,544	→
Quarter ending March 2019	1,558	→
Quarter ending June 2019	1,574	→
Quarter ending September 2019	1,556	↓
Variance since September 2018	1.5%	→



ACTIVITY



Month	Adjusted Scheduled Activity (UDA)	
	2019	2020
April	179	182
May	374	400
June	556	594
July	835	943
August	1,115	1,136
September	1,272	1,405
October	1,455	
November	1,707	
December	1,836	
January	2,159	
February	2,352	
March	2,649	
April	2,706	
May	2,706	
June	2,706	

QUALITY

	Quantity	Base Number	Contract	AT	Region	England
% of FP17s for the same patient ID Re-attending within 3 months - Children	80	1,043	7.7%	11.2%	10.8%	11.5%
% of FP17s for the same patient ID Re-attending within 3 months - Adults	1	35	2.9%	14.6%	15.2%	15.4%
% of FP17s for the same patient ID Re-attending between 3 & 9 months - Children	623	1,043	59.7%	59.3%	62.2%	59.7%
% of FP17s for the same patient ID Re-attending between 3 & 9 months - Adults	21	35	60.0%	49.7%	52.9%	51.7%
% of FP17s for Band 1 Urgent Courses	46	1,024	4.5%	10.0%	9.7%	9.2%
% of FP17s Relating to Free Repair or Replacements	0	1,024	0.0%	0.6%	0.6%	0.7%
% of FP17s Relating to Continuations	0	1,024	0.0%	0.5%	0.7%	0.8%
% of Patients satisfied with the dentistry they have received	1	1	N/A	91.6%	93.6%	93.5%
% of Patients satisfied with the time they had to wait for an appointment	1	1	N/A	83.7%	86.3%	87.4%

* This is based on patients treated on this contract for their most recent course of treatment. Figures in italics indicate the base number of FP17s or Patient Questionnaire responses are less than 100. N/A is shown where the base number of responses is less than 10 during the period. % is calculated as Quantity/Base number*100

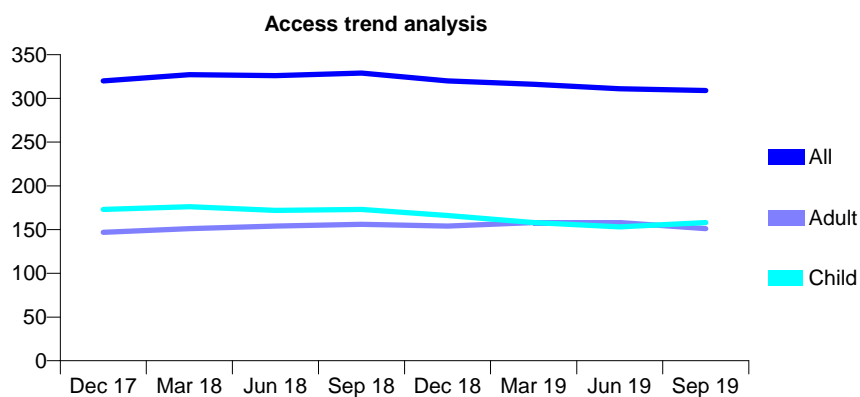
Q69 - Vital Signs At a Glance Contract Report for 754730/0001 - September 2019

Name or company name	Mark Hamburger and Rebecca Sadler
Contract type name	GDS Contract
Purpose of contract	General
Contract start date	01/04/2006
Contract end date	

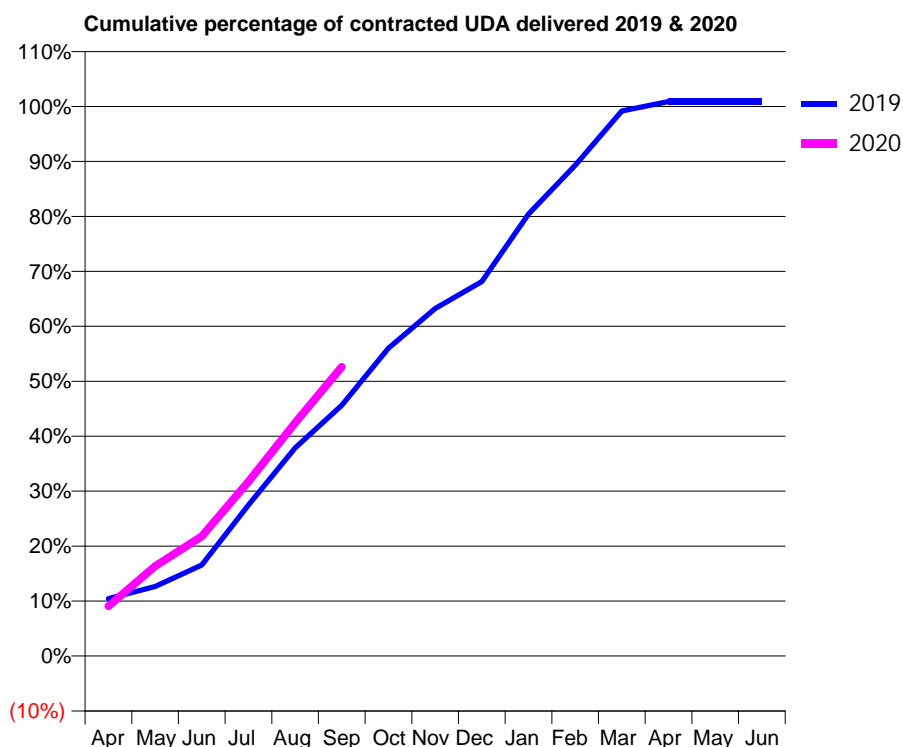
19/20 Contracted general activity (UDA)	645
Carry forward general activity (UDA)	-5
19/20 Contracted orthodontic activity (UOA)	0
Carry forward orthodontic activity (UOA)	0
Baseline contract value	£14,953.50

ACCESS*

Patients seen in 24 months	Total	Change since previous quarter
Quarter ending September 2018	329	
Quarter ending December 2018	320	↓
Quarter ending March 2019	316	↓
Quarter ending June 2019	311	↓
Quarter ending September 2019	309	→
Variance since September 2018	(6.1%)	↓



ACTIVITY



Month	Adjusted Scheduled Activity (UDA)	
	2019	2020
April	67	58
May	82	105
June	107	140
July	177	205
August	244	274
September	294	339
October	361	
November	408	
December	439	
January	519	
February	576	
March	640	
April	651	
May	651	
June	651	

QUALITY

	Quantity	Base Number	Contract	AT	Region	England
% of FP17s for the same patient ID Re-attending within 3 months - Children	13	148	8.8%	11.2%	10.8%	11.5%
% of FP17s for the same patient ID Re-attending within 3 months - Adults	12	101	11.9%	14.6%	15.2%	15.4%
% of FP17s for the same patient ID Re-attending between 3 & 9 months - Children	110	148	74.3%	59.3%	62.2%	59.7%
% of FP17s for the same patient ID Re-attending between 3 & 9 months - Adults	61	101	60.4%	49.7%	52.9%	51.7%
% of FP17s for Band 1 Urgent Courses	7	242	2.9%	10.0%	9.7%	9.2%
% of FP17s Relating to Free Repair or Replacements	0	242	0.0%	0.6%	0.6%	0.7%
% of FP17s Relating to Continuations	0	242	0.0%	0.5%	0.7%	0.8%
% of Patients satisfied with the dentistry they have received	0	0	N/A	91.6%	93.6%	93.5%
% of Patients satisfied with the time they had to wait for an appointment	0	0	N/A	83.7%	86.3%	87.4%

* This is based on patients treated on this contract for their most recent course of treatment. Figures in italics indicate the base number of FP17s or Patient Questionnaire responses are less than 100. N/A is shown where the base number of responses is less than 10 during the period. % is calculated as Quantity/Base number*100

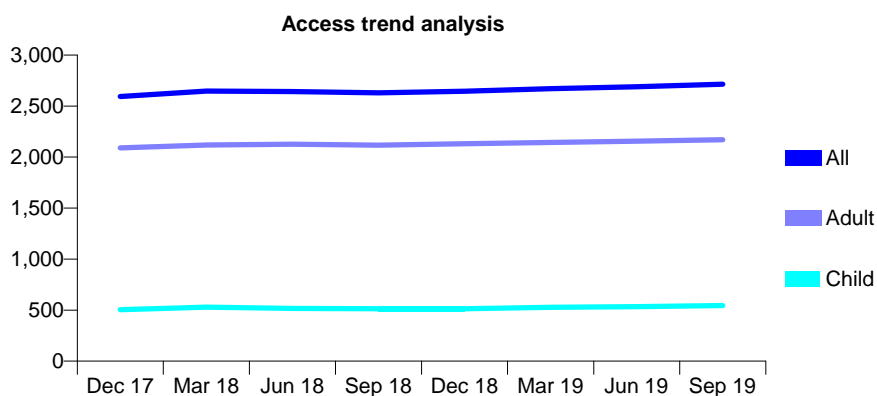
Q69 - Vital Signs At a Glance Contract Report for 762717/0001 - September 2019

Name or company name	MR R PATEL
Contract type name	GDS Contract
Purpose of contract	General
Contract start date	01/04/2007
Contract end date	

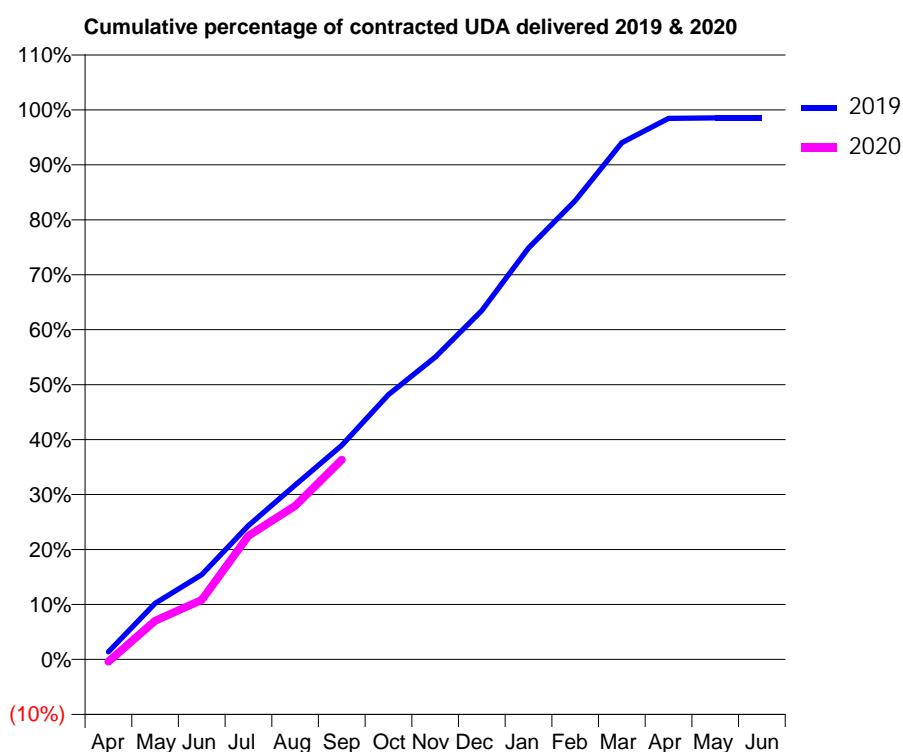
19/20 Contracted general activity (UDA)	7,599
Carry forward general activity (UDA)	110
19/20 Contracted orthodontic activity (UOA)	0
Carry forward orthodontic activity (UOA)	0
Baseline contract value	£171,348.16

ACCESS*

Patients seen in 24 months	Total	Change since previous quarter
Quarter ending September 2018	2,630	
Quarter ending December 2018	2,645	→
Quarter ending March 2019	2,671	→
Quarter ending June 2019	2,690	→
Quarter ending September 2019	2,714	→
Variance since September 2018	3.2%	↑



ACTIVITY



Month	2019	2020
April	107	-31
May	775	536
June	1,171	823
July	1,850	1,710
August	2,410	2,123
September	2,961	2,762
October	3,661	
November	4,179	
December	4,823	
January	5,687	
February	6,344	
March	7,144	
April	7,481	
May	7,488	
June	7,488	

QUALITY

	Quantity	Base Number	Contract	AT	Region	England
% of FP17s for the same patient ID Re-attending within 3 months - Children	17	403	4.2%	11.2%	10.8%	11.5%
% of FP17s for the same patient ID Re-attending within 3 months - Adults	194	1,681	11.5%	14.6%	15.2%	15.4%
% of FP17s for the same patient ID Re-attending between 3 & 9 months - Children	236	403	58.6%	59.3%	62.2%	59.7%
% of FP17s for the same patient ID Re-attending between 3 & 9 months - Adults	1,107	1,681	65.9%	49.7%	52.9%	51.7%
% of FP17s for Band 1 Urgent Courses	138	1,910	7.2%	10.0%	9.7%	9.2%
% of FP17s Relating to Free Repair or Replacements	38	1,910	2.0%	0.6%	0.6%	0.7%
% of FP17s Relating to Continuations	13	1,910	0.7%	0.5%	0.7%	0.8%
% of Patients satisfied with the dentistry they have received	0	1	N/A	91.6%	93.6%	93.5%
% of Patients satisfied with the time they had to wait for an appointment	0	1	N/A	83.7%	86.3%	87.4%

* This is based on patients treated on this contract for their most recent course of treatment. Figures in italics indicate the base number of FP17s or Patient Questionnaire responses are less than 100. N/A is shown where the base number of responses is less than 10 during the period. % is calculated as Quantity/Base number*100

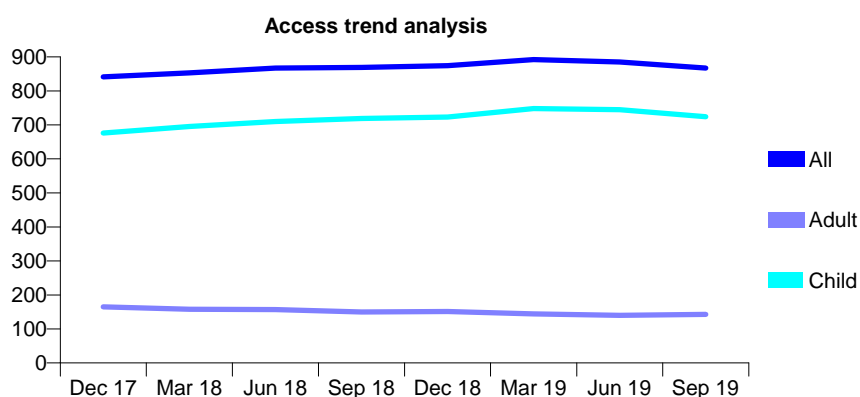
Q69 - Vital Signs At a Glance Contract Report for 766461/0002 - September 2019

Name or company name	MR J MURUGUPPILLAI
Contract type name	GDS Contract
Purpose of contract	General
Contract start date	30/07/2008
Contract end date	

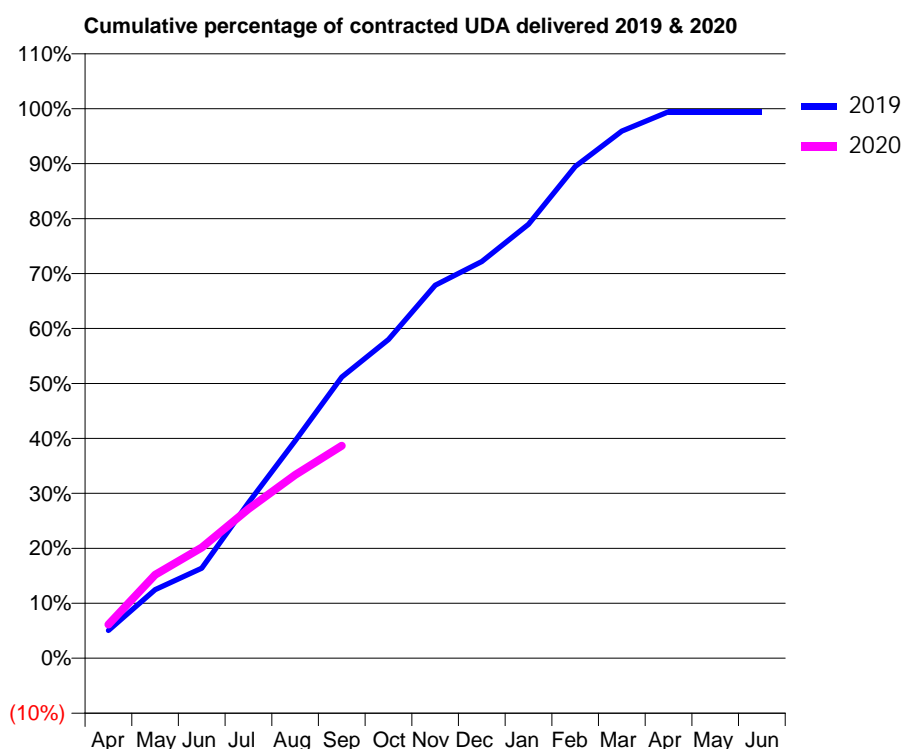
19/20 Contracted general activity (UDA)	1,226
Carry forward general activity (UDA)	7
19/20 Contracted orthodontic activity (UOA)	0
Carry forward orthodontic activity (UOA)	0
Baseline contract value	£27,293.64

ACCESS*

Patients seen in 24 months	Total	Change since previous quarter
Quarter ending September 2018	869	
Quarter ending December 2018	874	→
Quarter ending March 2019	892	↑
Quarter ending June 2019	885	→
Quarter ending September 2019	867	↓
Variance since September 2018	(0.2%)	→



ACTIVITY



Month	2019	2020
April	62	75
May	153	186
June	201	247
July	347	333
August	485	409
September	627	474
October	711	
November	832	
December	885	
January	968	
February	1,097	
March	1,176	
April	1,219	
May	1,219	
June	1,219	

QUALITY

	Quantity	Base Number	Contract	AT	Region	England
% of FP17s for the same patient ID Re-attending within 3 months - Children	6	386	1.6%	11.2%	10.8%	11.5%
% of FP17s for the same patient ID Re-attending within 3 months - Adults	3	44	6.8%	14.6%	15.2%	15.4%
% of FP17s for the same patient ID Re-attending between 3 & 9 months - Children	198	386	51.3%	59.3%	62.2%	59.7%
% of FP17s for the same patient ID Re-attending between 3 & 9 months - Adults	16	44	36.4%	49.7%	52.9%	51.7%
% of FP17s for Band 1 Urgent Courses	0	399	0.0%	10.0%	9.7%	9.2%
% of FP17s Relating to Free Repair or Replacements	0	399	0.0%	0.6%	0.6%	0.7%
% of FP17s Relating to Continuations	0	399	0.0%	0.5%	0.7%	0.8%
% of Patients satisfied with the dentistry they have received	0	0	N/A	91.6%	93.6%	93.5%
% of Patients satisfied with the time they had to wait for an appointment	0	0	N/A	83.7%	86.3%	87.4%

* This is based on patients treated on this contract for their most recent course of treatment.

Figures in italics indicate the base number of FP17s or Patient Questionnaire responses are less than 100. N/A is shown where the base number of responses is less than 10 during the period. % is calculated as Quantity/Base number*100

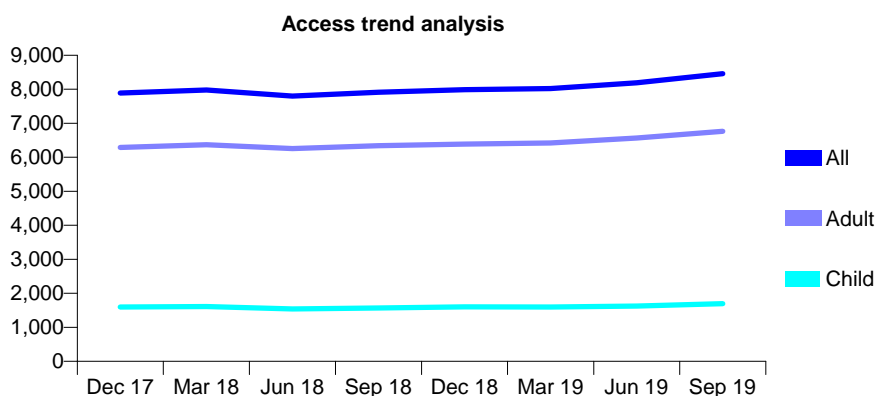
Q69 - Vital Signs At a Glance Contract Report for 767670/0001 - September 2019

Name or company name	MRS K DOULGERIDOU-KOSTOPOULOU
Contract type name	GDS Contract
Purpose of contract	General
Contract start date	01/04/2006
Contract end date	

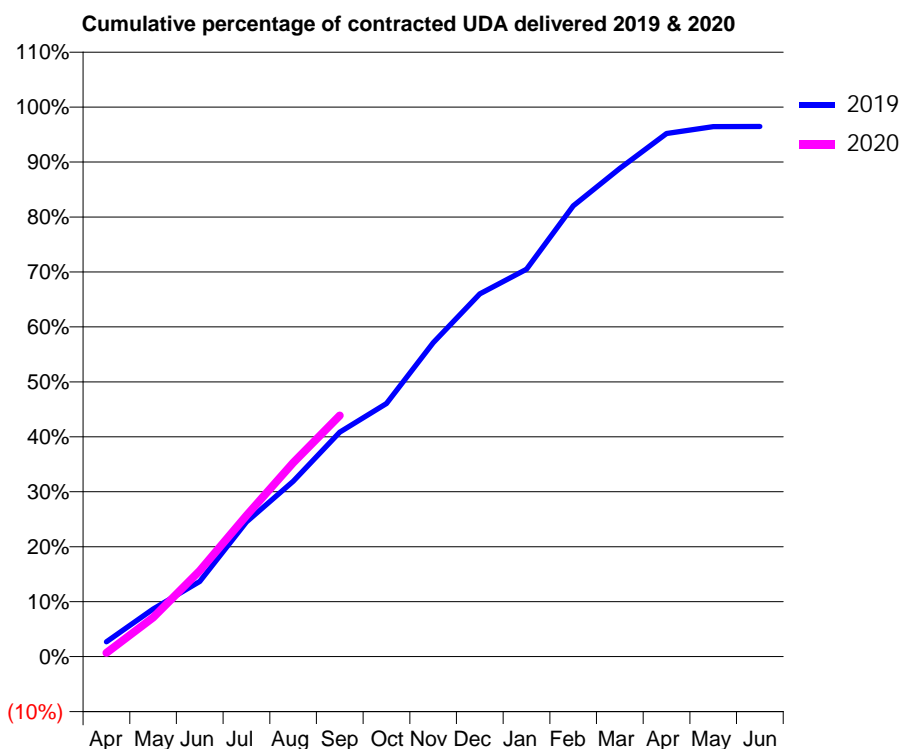
19/20 Contracted general activity (UDA)	24,000
Carry forward general activity (UDA)	844
19/20 Contracted orthodontic activity (UOA)	0
Carry forward orthodontic activity (UOA)	0
Baseline contract value	£537,322.53

ACCESS*

Patients seen in 24 months	Total	Change since previous quarter
Quarter ending September 2018	7,911	
Quarter ending December 2018	7,992	→
Quarter ending March 2019	8,021	→
Quarter ending June 2019	8,190	↑
Quarter ending September 2019	8,456	↑
Variance since September 2018	6.9%	↑



ACTIVITY



Month	Adjusted Scheduled Activity (UDA)	
	2019	2020
April	648	168
May	2,082	1,710
June	3,281	3,746
July	5,888	6,161
August	7,658	8,468
September	9,804	10,527
October	11,054	
November	13,709	
December	15,841	
January	16,914	
February	19,687	
March	21,316	
April	22,846	
May	23,142	
June	23,155	

QUALITY

	Quantity	Base Number	Contract	AT	Region	England
% of FP17s for the same patient ID Re-attending within 3 months - Children	111	1,400	7.9%	11.2%	10.8%	11.5%
% of FP17s for the same patient ID Re-attending within 3 months - Adults	607	4,933	12.3%	14.6%	15.2%	15.4%
% of FP17s for the same patient ID Re-attending between 3 & 9 months - Children	726	1,400	51.9%	59.3%	62.2%	59.7%
% of FP17s for the same patient ID Re-attending between 3 & 9 months - Adults	2,474	4,933	50.2%	49.7%	52.9%	51.7%
% of FP17s for Band 1 Urgent Courses	383	5,470	7.0%	10.0%	9.7%	9.2%
% of FP17s Relating to Free Repair or Replacements	37	5,470	0.7%	0.6%	0.6%	0.7%
% of FP17s Relating to Continuations	35	5,470	0.6%	0.5%	0.7%	0.8%
% of Patients satisfied with the dentistry they have received	4	5	N/A	91.6%	93.6%	93.5%
% of Patients satisfied with the time they had to wait for an appointment	4	5	N/A	83.7%	86.3%	87.4%

* This is based on patients treated on this contract for their most recent course of treatment. Figures in italics indicate the base number of FP17s or Patient Questionnaire responses are less than 100. N/A is shown where the base number of responses is less than 10 during the period. % is calculated as Quantity/Base number*100

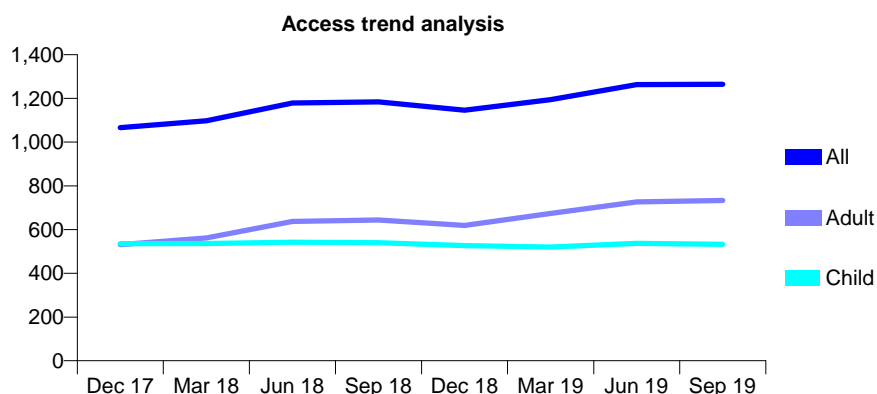
Q69 - Vital Signs At a Glance Contract Report for 768405/0001 - September 2019

Name or company name	MR H SANDHU
Contract type name	GDS Contract
Purpose of contract	General
Contract start date	01/04/2006
Contract end date	

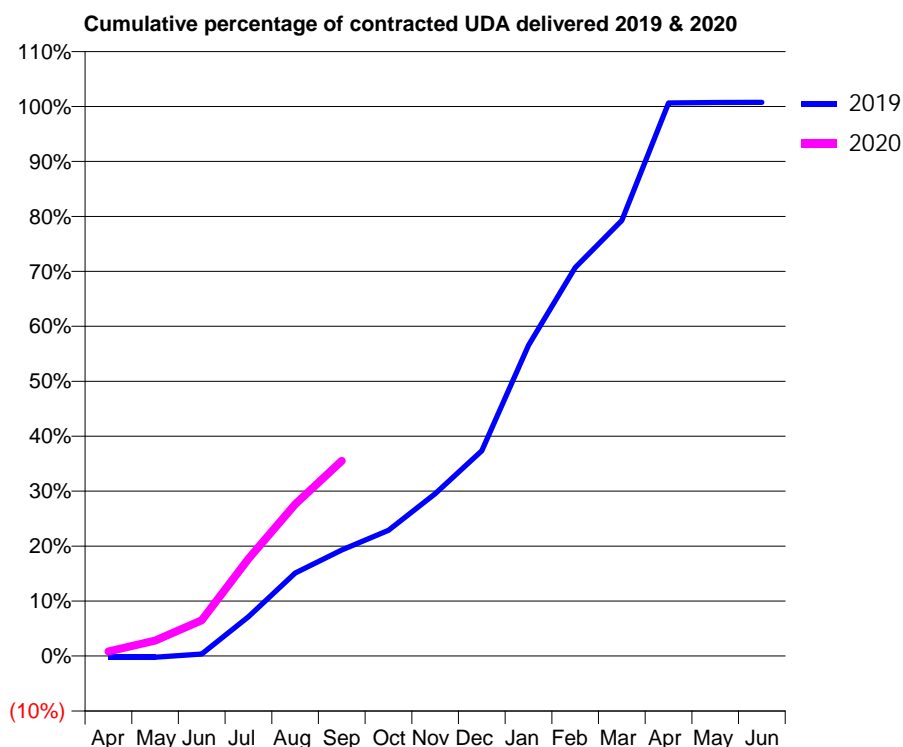
19/20 Contracted general activity (UDA)	3,000
Carry forward general activity (UDA)	-22
19/20 Contracted orthodontic activity (UOA)	0
Carry forward orthodontic activity (UOA)	0
Baseline contract value	£65,904.10

ACCESS*

Patients seen in 24 months	Total	Change since previous quarter
Quarter ending September 2018	1,184	
Quarter ending December 2018	1,146	↓
Quarter ending March 2019	1,194	↑
Quarter ending June 2019	1,263	↑
Quarter ending September 2019	1,265	→
Variance since September 2018	6.8%	↑



ACTIVITY



Month	Adjusted Scheduled Activity (UDA)	
	2019	2020
April	-7	25
May	-7	84
June	11	196
July	215	531
August	453	829
September	579	1,065
October	686	
November	886	
December	1,121	
January	1,697	
February	2,121	
March	2,378	
April	3,019	
May	3,022	
June	3,023	

QUALITY

	Quantity	Base Number	Contract	AT	Region	England
% of FP17s for the same patient ID Re-attending within 3 months - Children	28	361	7.8%	11.2%	10.8%	11.5%
% of FP17s for the same patient ID Re-attending within 3 months - Adults	54	327	16.5%	14.6%	15.2%	15.4%
% of FP17s for the same patient ID Re-attending between 3 & 9 months - Children	158	361	43.8%	59.3%	62.2%	59.7%
% of FP17s for the same patient ID Re-attending between 3 & 9 months - Adults	84	327	25.7%	49.7%	52.9%	51.7%
% of FP17s for Band 1 Urgent Courses	46	476	9.7%	10.0%	9.7%	9.2%
% of FP17s Relating to Free Repair or Replacements	7	476	1.5%	0.6%	0.6%	0.7%
% of FP17s Relating to Continuations	3	476	0.6%	0.5%	0.7%	0.8%
% of Patients satisfied with the dentistry they have received	0	0	N/A	91.6%	93.6%	93.5%
% of Patients satisfied with the time they had to wait for an appointment	0	0	N/A	83.7%	86.3%	87.4%

* This is based on patients treated on this contract for their most recent course of treatment. Figures in italics indicate the base number of FP17s or Patient Questionnaire responses are less than 100. N/A is shown where the base number of responses is less than 10 during the period. % is calculated as Quantity/Base number*100

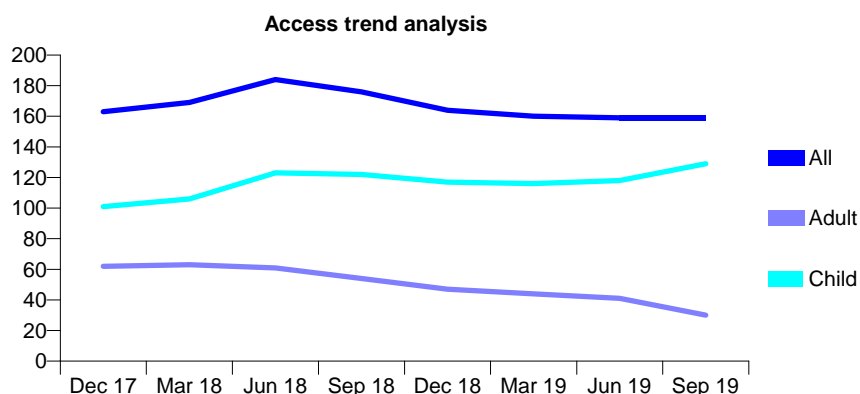
Q69 - Vital Signs At a Glance Contract Report for 768618/0001 - September 2019

Name or company name	MR PS NAGI
Contract type name	GDS Contract
Purpose of contract	General
Contract start date	05/02/2008
Contract end date	

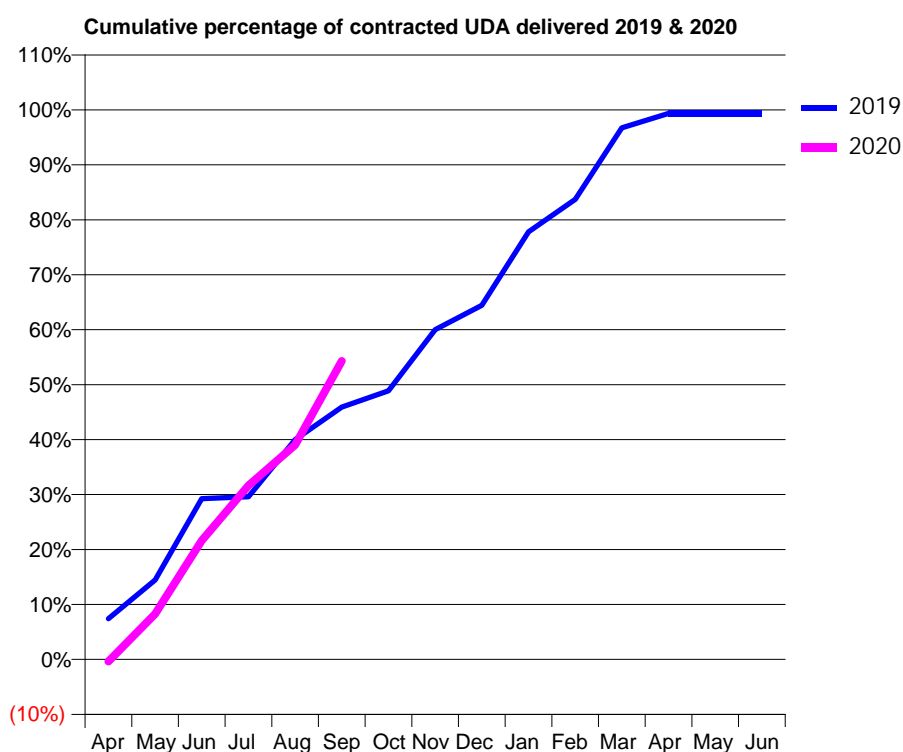
19/20 Contracted general activity (UDA)	270
Carry forward general activity (UDA)	1
19/20 Contracted orthodontic activity (UOA)	0
Carry forward orthodontic activity (UOA)	0
Baseline contract value	£6,609.03

ACCESS*

Patients seen in 24 months	Total	Change since previous quarter
Quarter ending September 2018	176	
Quarter ending December 2018	164	↓
Quarter ending March 2019	160	↓
Quarter ending June 2019	159	→
Quarter ending September 2019	159	→
Variance since September 2018	(9.7%)	↓



ACTIVITY



Month	Adjusted Scheduled Activity (UDA)	
	2019	2020
April	20	-1
May	39	22
June	79	58
July	80	85
August	108	105
September	124	147
October	132	
November	162	
December	174	
January	210	
February	226	
March	261	
April	268	
May	268	
June	268	

QUALITY

	Quantity	Base Number	Contract	AT	Region	England
% of FP17s for the same patient ID Re-attending within 3 months - Children	8	89	9.0%	11.2%	10.8%	11.5%
% of FP17s for the same patient ID Re-attending within 3 months - Adults	0	11	0.0%	14.6%	15.2%	15.4%
% of FP17s for the same patient ID Re-attending between 3 & 9 months - Children	40	89	44.9%	59.3%	62.2%	59.7%
% of FP17s for the same patient ID Re-attending between 3 & 9 months - Adults	5	11	45.5%	49.7%	52.9%	51.7%
% of FP17s for Band 1 Urgent Courses	3	95	3.2%	10.0%	9.7%	9.2%
% of FP17s Relating to Free Repair or Replacements	1	95	1.1%	0.6%	0.6%	0.7%
% of FP17s Relating to Continuations	1	95	1.1%	0.5%	0.7%	0.8%
% of Patients satisfied with the dentistry they have received	0	0	N/A	91.6%	93.6%	93.5%
% of Patients satisfied with the time they had to wait for an appointment	0	0	N/A	83.7%	86.3%	87.4%

* This is based on patients treated on this contract for their most recent course of treatment. Figures in italics indicate the base number of FP17s or Patient Questionnaire responses are less than 100. N/A is shown where the base number of responses is less than 10 during the period. % is calculated as Quantity/Base number*100

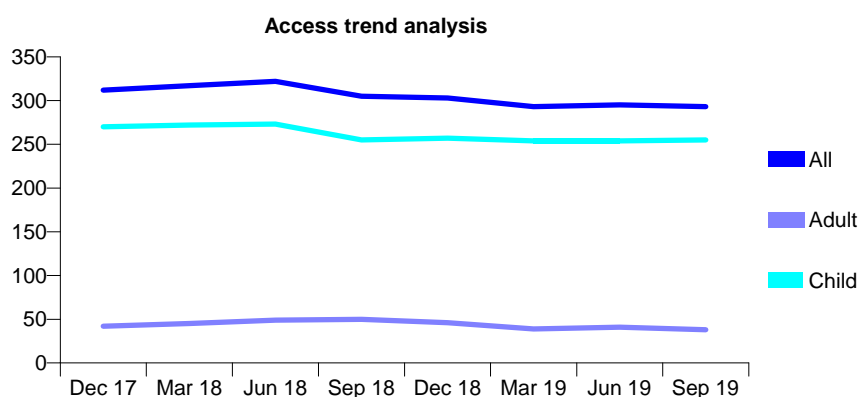
Q69 - Vital Signs At a Glance Contract Report for 772909/0001 - September 2019

Name or company name	MR JS JUGDEV
Contract type name	GDS Contract
Purpose of contract	General
Contract start date	01/02/2008
Contract end date	

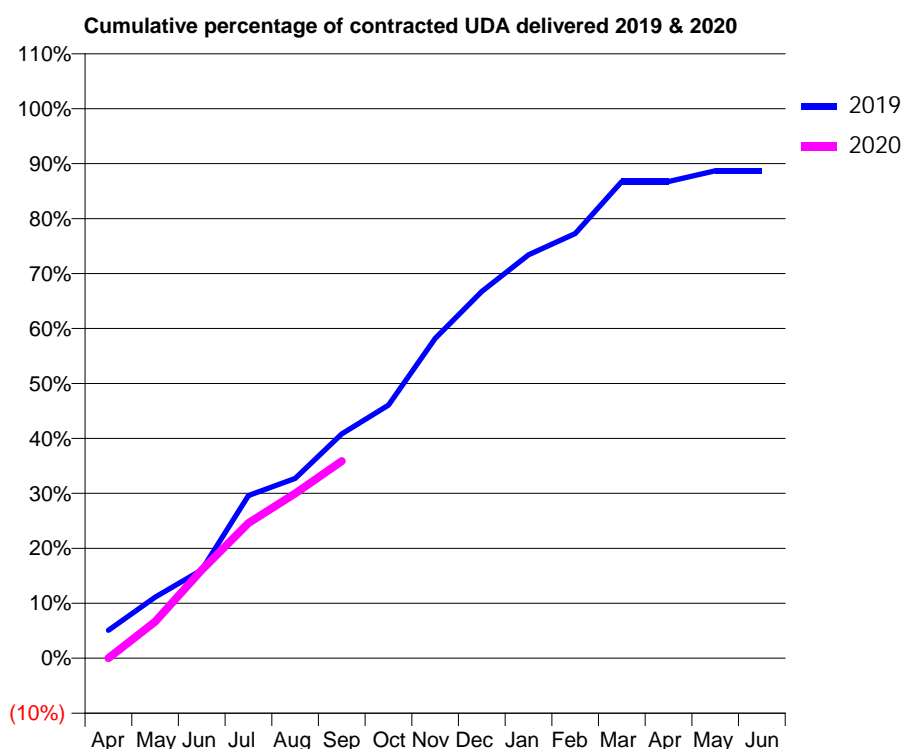
19/20 Contracted general activity (UDA)	649
Carry forward general activity (UDA)	0
19/20 Contracted orthodontic activity (UOA)	0
Carry forward orthodontic activity (UOA)	0
Baseline contract value	£15,680.20

ACCESS*

Patients seen in 24 months	Total	Change since previous quarter
Quarter ending September 2018	305	
Quarter ending December 2018	303	→
Quarter ending March 2019	293	↓
Quarter ending June 2019	295	→
Quarter ending September 2019	293	→
Variance since September 2018	(3.9%)	↓



ACTIVITY



Month	2019	2020
April	33	0
May	72	43
June	104	104
July	192	160
August	212	195
September	265	233
October	299	
November	378	
December	433	
January	476	
February	502	
March	563	
April	563	
May	576	
June	576	

QUALITY

	Quantity	Base Number	Contract	AT	Region	England
% of FP17s for the same patient ID Re-attending within 3 months - Children	9	181	5.0%	11.2%	10.8%	11.5%
% of FP17s for the same patient ID Re-attending within 3 months - Adults	0	11	0.0%	14.6%	15.2%	15.4%
% of FP17s for the same patient ID Re-attending between 3 & 9 months - Children	130	181	71.8%	59.3%	62.2%	59.7%
% of FP17s for the same patient ID Re-attending between 3 & 9 months - Adults	9	11	81.8%	49.7%	52.9%	51.7%
% of FP17s for Band 1 Urgent Courses	4	180	2.2%	10.0%	9.7%	9.2%
% of FP17s Relating to Free Repair or Replacements	0	180	0.0%	0.6%	0.6%	0.7%
% of FP17s Relating to Continuations	0	180	0.0%	0.5%	0.7%	0.8%
% of Patients satisfied with the dentistry they have received	0	0	N/A	91.6%	93.6%	93.5%
% of Patients satisfied with the time they had to wait for an appointment	0	0	N/A	83.7%	86.3%	87.4%

* This is based on patients treated on this contract for their most recent course of treatment.

Figures in italics indicate the base number of FP17s or Patient Questionnaire responses are less than 100. N/A is shown where the base number of responses is less than 10 during the period. % is calculated as Quantity/Base number*100

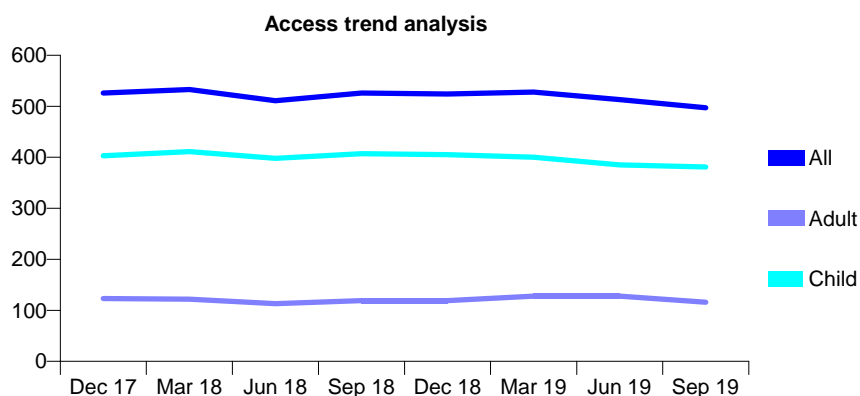
Q69 - Vital Signs At a Glance Contract Report for 783463/0001 - September 2019

Name or company name	MR SP DAHLMAN
Contract type name	GDS Contract
Purpose of contract	General
Contract start date	01/04/2006
Contract end date	

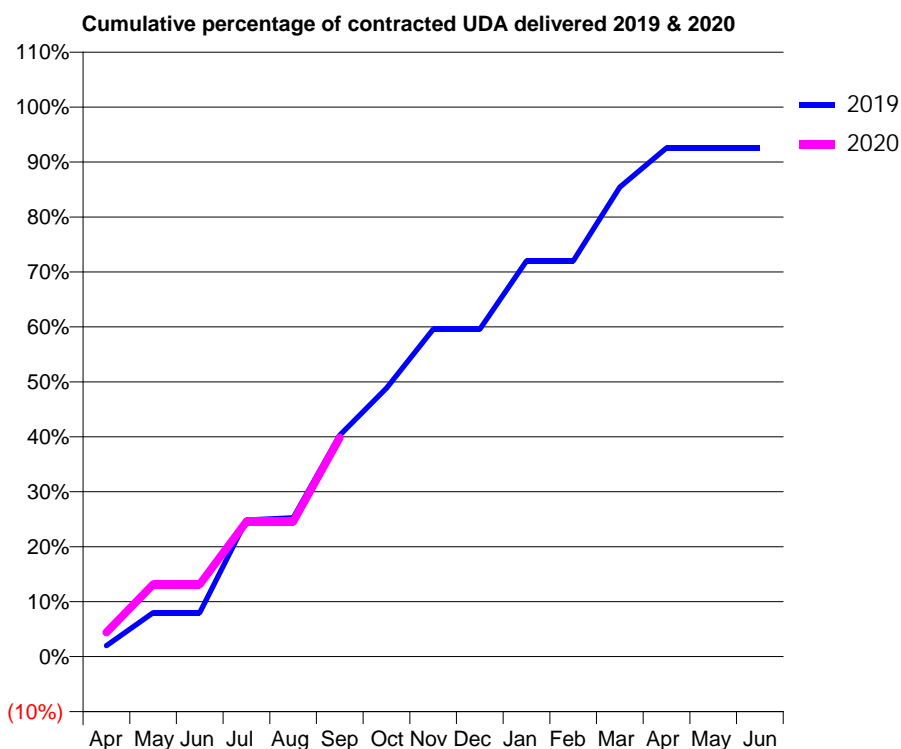
19/20 Contracted general activity (UDA)	700
Carry forward general activity (UDA)	0
19/20 Contracted orthodontic activity (UOA)	0
Carry forward orthodontic activity (UOA)	0
Baseline contract value	£17,131.59

ACCESS*

Patients seen in 24 months	Total	Change since previous quarter
Quarter ending September 2018	526	
Quarter ending December 2018	524	→
Quarter ending March 2019	528	→
Quarter ending June 2019	513	↓
Quarter ending September 2019	497	↓
Variance since September 2018	(5.5%)	↓



ACTIVITY



Month	Adjusted Scheduled Activity (UDA)	
	2019	2020
April	14	31
May	56	92
June	56	92
July	174	172
August	177	172
September	282	279
October	342	
November	417	
December	417	
January	504	
February	504	
March	598	
April	648	
May	648	
June	648	

QUALITY

	Quantity	Base Number	Contract	AT	Region	England
% of FP17s for the same patient ID Re-attending within 3 months - Children	4	225	1.8%	11.2%	10.8%	11.5%
% of FP17s for the same patient ID Re-attending within 3 months - Adults	3	37	8.1%	14.6%	15.2%	15.4%
% of FP17s for the same patient ID Re-attending between 3 & 9 months - Children	115	225	51.1%	59.3%	62.2%	59.7%
% of FP17s for the same patient ID Re-attending between 3 & 9 months - Adults	8	37	21.6%	49.7%	52.9%	51.7%
% of FP17s for Band 1 Urgent Courses	0	225	0.0%	10.0%	9.7%	9.2%
% of FP17s Relating to Free Repair or Replacements	0	225	0.0%	0.6%	0.6%	0.7%
% of FP17s Relating to Continuations	3	225	1.3%	0.5%	0.7%	0.8%
% of Patients satisfied with the dentistry they have received	0	0	N/A	91.6%	93.6%	93.5%
% of Patients satisfied with the time they had to wait for an appointment	0	0	N/A	83.7%	86.3%	87.4%

* This is based on patients treated on this contract for their most recent course of treatment. Figures in italics indicate the base number of FP17s or Patient Questionnaire responses are less than 100. N/A is shown where the base number of responses is less than 10 during the period. % is calculated as Quantity/Base number*100

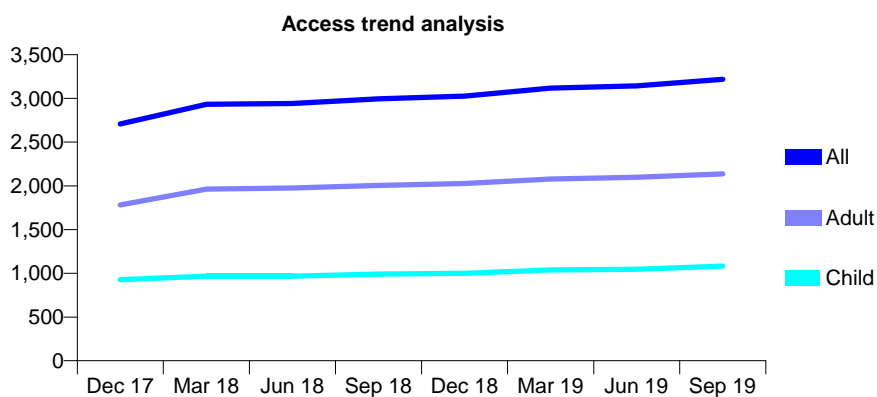
Q69 - Vital Signs At a Glance Contract Report for 788236/0001 - September 2019

Name or company name	MR N SHAH
Contract type name	GDS Contract
Purpose of contract	General
Contract start date	01/11/2015
Contract end date	

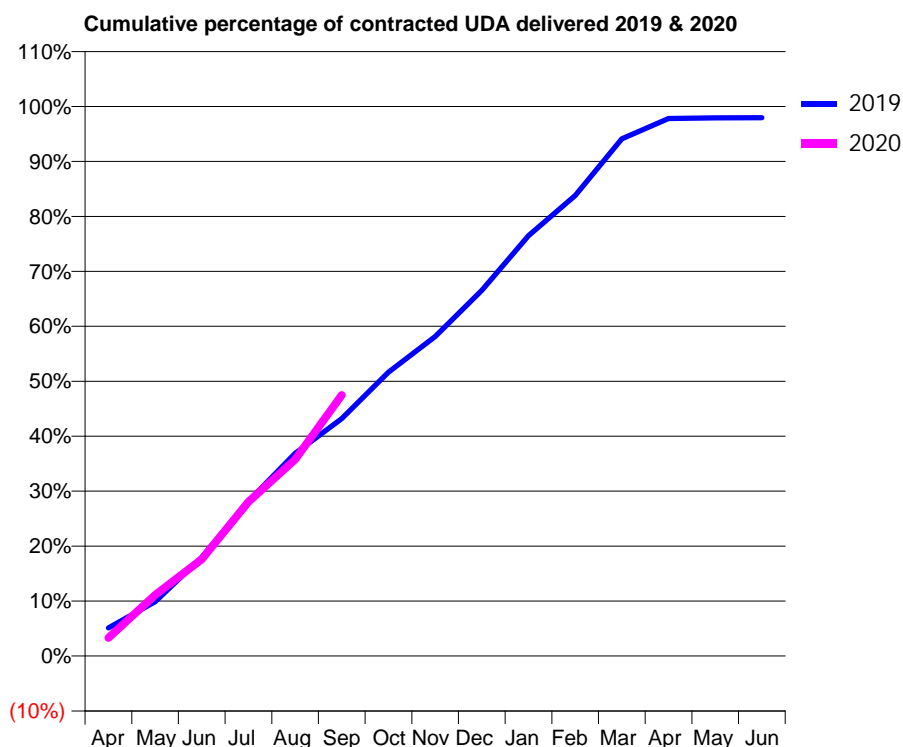
19/20 Contracted general activity (UDA)	6,219
Carry forward general activity (UDA)	134
19/20 Contracted orthodontic activity (UOA)	0
Carry forward orthodontic activity (UOA)	0
Baseline contract value	£140,086.45

ACCESS*

Patients seen in 24 months	Total	Change since previous quarter
Quarter ending September 2018	2,994	
Quarter ending December 2018	3,026	→
Quarter ending March 2019	3,118	↑
Quarter ending June 2019	3,143	→
Quarter ending September 2019	3,219	↑
Variance since September 2018	7.5%	↑



ACTIVITY



Month	Adjusted Scheduled Activity (UDA)	
	2019	2020
April	334	206
May	646	691
June	1,173	1,095
July	1,841	1,746
August	2,408	2,226
September	2,821	2,953
October	3,374	
November	3,796	
December	4,345	
January	4,994	
February	5,472	
March	6,144	
April	6,387	
May	6,395	
June	6,396	

QUALITY

	Quantity	Base Number	Contract	AT	Region	England
% of FP17s for the same patient ID Re-attending within 3 months - Children	68	752	9.0%	11.2%	10.8%	11.5%
% of FP17s for the same patient ID Re-attending within 3 months - Adults	130	1,105	11.8%	14.6%	15.2%	15.4%
% of FP17s for the same patient ID Re-attending between 3 & 9 months - Children	344	752	45.7%	59.3%	62.2%	59.7%
% of FP17s for the same patient ID Re-attending between 3 & 9 months - Adults	385	1,105	34.8%	49.7%	52.9%	51.7%
% of FP17s for Band 1 Urgent Courses	164	1,722	9.5%	10.0%	9.7%	9.2%
% of FP17s Relating to Free Repair or Replacements	4	1,722	0.2%	0.6%	0.6%	0.7%
% of FP17s Relating to Continuations	15	1,722	0.9%	0.5%	0.7%	0.8%
% of Patients satisfied with the dentistry they have received	0	0	N/A	91.6%	93.6%	93.5%
% of Patients satisfied with the time they had to wait for an appointment	0	0	N/A	83.7%	86.3%	87.4%

* This is based on patients treated on this contract for their most recent course of treatment. Figures in italics indicate the base number of FP17s or Patient Questionnaire responses are less than 100. N/A is shown where the base number of responses is less than 10 during the period. % is calculated as Quantity/Base number*100

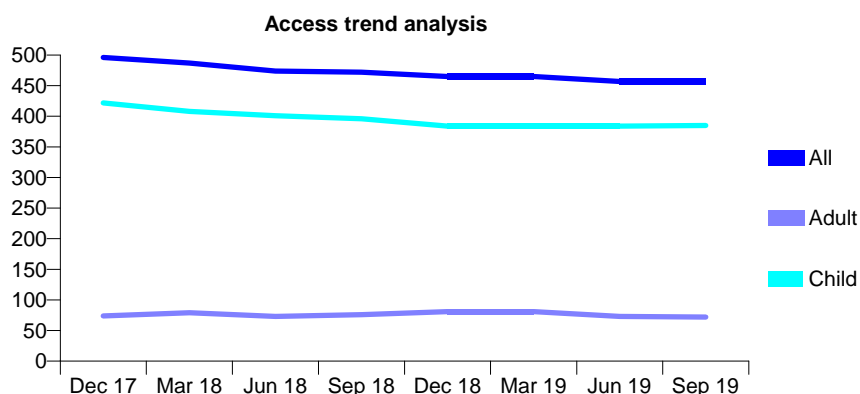
Q69 - Vital Signs At a Glance Contract Report for 789224/0001 - September 2019

Name or company name	MR SM MUGHAL
Contract type name	GDS Contract
Purpose of contract	General
Contract start date	01/01/2015
Contract end date	

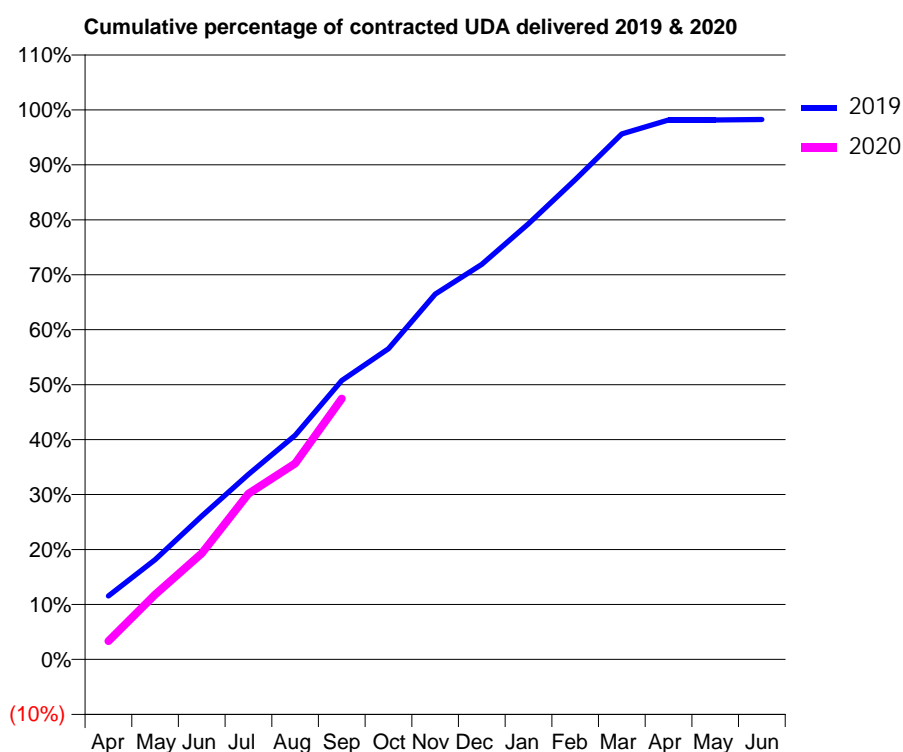
19/20 Contracted general activity (UDA)	986
Carry forward general activity (UDA)	17
19/20 Contracted orthodontic activity (UOA)	0
Carry forward orthodontic activity (UOA)	0
Baseline contract value	£22,106.26

ACCESS*

Patients seen in 24 months	Total	Change since previous quarter
Quarter ending September 2018	472	
Quarter ending December 2018	465	↓
Quarter ending March 2019	465	→
Quarter ending June 2019	457	↓
Quarter ending September 2019	457	→
Variance since September 2018	(3.2%)	↓



ACTIVITY



Month	2019	2020
April	114	33
May	179	116
June	257	190
July	332	297
August	402	352
September	500	468
October	557	
November	656	
December	709	
January	782	
February	861	
March	943	
April	968	
May	968	
June	969	

QUALITY

	Quantity	Base Number	Contract	AT	Region	England
% of FP17s for the same patient ID Re-attending within 3 months - Children	26	329	7.9%	11.2%	10.8%	11.5%
% of FP17s for the same patient ID Re-attending within 3 months - Adults	1	26	3.8%	14.6%	15.2%	15.4%
% of FP17s for the same patient ID Re-attending between 3 & 9 months - Children	207	329	62.9%	59.3%	62.2%	59.7%
% of FP17s for the same patient ID Re-attending between 3 & 9 months - Adults	20	26	76.9%	49.7%	52.9%	51.7%
% of FP17s for Band 1 Urgent Courses	4	342	1.2%	10.0%	9.7%	9.2%
% of FP17s Relating to Free Repair or Replacements	0	342	0.0%	0.6%	0.6%	0.7%
% of FP17s Relating to Continuations	0	342	0.0%	0.5%	0.7%	0.8%
% of Patients satisfied with the dentistry they have received	0	0	N/A	91.6%	93.6%	93.5%
% of Patients satisfied with the time they had to wait for an appointment	0	0	N/A	83.7%	86.3%	87.4%

* This is based on patients treated on this contract for their most recent course of treatment. Figures in italics indicate the base number of FP17s or Patient Questionnaire responses are less than 100. N/A is shown where the base number of responses is less than 10 during the period. % is calculated as Quantity/Base number*100

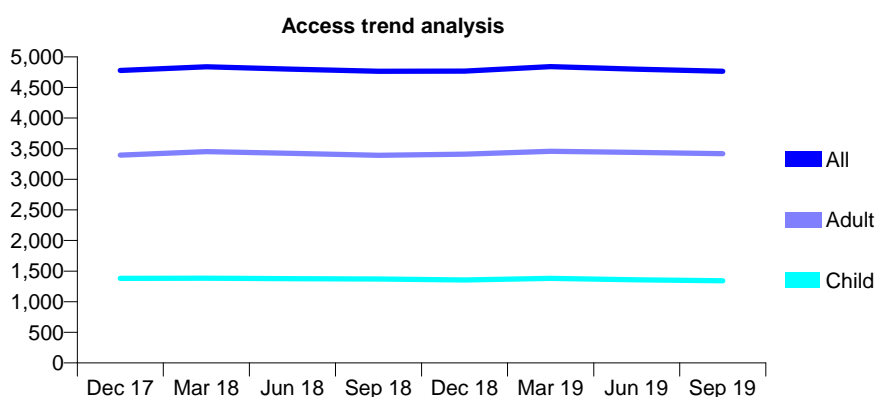
Q69 - Vital Signs At a Glance Contract Report for 789429/0001 - September 2019

Name or company name	Oak End Dental Clinic Partnership
Contract type name	GDS Contract
Purpose of contract	General
Contract start date	01/06/2009
Contract end date	

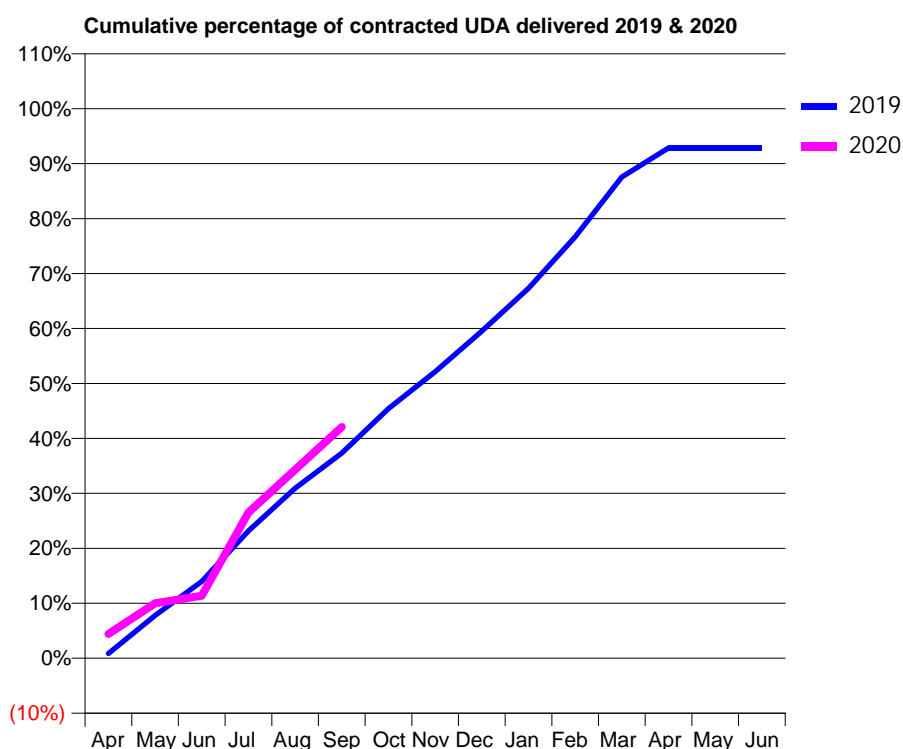
19/20 Contracted general activity (UDA)	14,000
Carry forward general activity (UDA)	0
19/20 Contracted orthodontic activity (UOA)	0
Carry forward orthodontic activity (UOA)	0
Baseline contract value	£358,942.63

ACCESS*

Patients seen in 24 months	Total	Change since previous quarter
Quarter ending September 2018	4,766	
Quarter ending December 2018	4,768	→
Quarter ending March 2019	4,840	→
Quarter ending June 2019	4,798	→
Quarter ending September 2019	4,763	→
Variance since September 2018	(0.1%)	→



ACTIVITY



Month	2019	2020
April	121	620
May	1,093	1,400
June	1,956	1,590
July	3,242	3,711
August	4,332	4,807
September	5,225	5,890
October	6,359	
November	7,299	
December	8,332	
January	9,426	
February	10,738	
March	12,255	
April	12,999	
May	12,999	
June	12,999	

QUALITY

	Quantity	Base Number	Contract	AT	Region	England
% of FP17s for the same patient ID Re-attending within 3 months - Children	81	917	8.8%	11.2%	10.8%	11.5%
% of FP17s for the same patient ID Re-attending within 3 months - Adults	377	2,055	18.3%	14.6%	15.2%	15.4%
% of FP17s for the same patient ID Re-attending between 3 & 9 months - Children	473	917	51.6%	59.3%	62.2%	59.7%
% of FP17s for the same patient ID Re-attending between 3 & 9 months - Adults	908	2,055	44.2%	49.7%	52.9%	51.7%
% of FP17s for Band 1 Urgent Courses	327	2,741	11.9%	10.0%	9.7%	9.2%
% of FP17s Relating to Free Repair or Replacements	28	2,741	1.0%	0.6%	0.6%	0.7%
% of FP17s Relating to Continuations	56	2,741	2.0%	0.5%	0.7%	0.8%
% of Patients satisfied with the dentistry they have received	2	2	N/A	91.6%	93.6%	93.5%
% of Patients satisfied with the time they had to wait for an appointment	2	2	N/A	83.7%	86.3%	87.4%

* This is based on patients treated on this contract for their most recent course of treatment.

Figures in italics indicate the base number of FP17s or Patient Questionnaire responses are less than 100. N/A is shown where the base number of responses is less than 10 during the period. % is calculated as Quantity/Base number*100

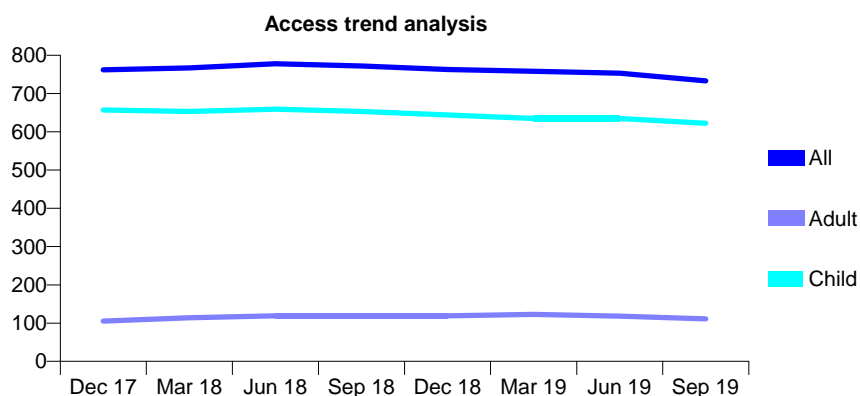
Q69 - Vital Signs At a Glance Contract Report for 810282/0001 - September 2019

Name or company name	MR CJ MORRELL
Contract type name	GDS Contract
Purpose of contract	General
Contract start date	01/04/2006
Contract end date	

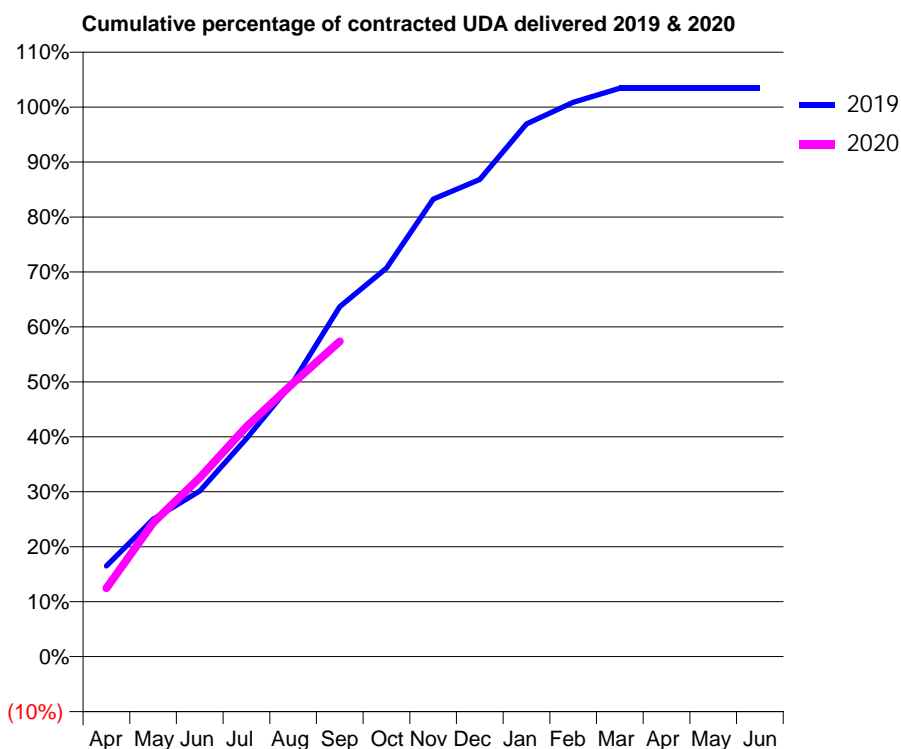
19/20 Contracted general activity (UDA)	1,100
Carry forward general activity (UDA)	-22
19/20 Contracted orthodontic activity (UOA)	0
Carry forward orthodontic activity (UOA)	0
Baseline contract value	£22,038.25

ACCESS*

Patients seen in 24 months	Total	Change since previous quarter
Quarter ending September 2018	772	
Quarter ending December 2018	763	↓
Quarter ending March 2019	758	→
Quarter ending June 2019	753	→
Quarter ending September 2019	733	↓
Variance since September 2018	(5.1%)	↓



ACTIVITY



Month	Adjusted Scheduled Activity (UDA)	
	2019	2020
April	182	137
May	275	268
June	331	358
July	437	460
August	550	548
September	700	631
October	778	
November	916	
December	955	
January	1,066	
February	1,109	
March	1,138	
April	1,138	
May	1,138	
June	1,138	

QUALITY

	Quantity	Base Number	Contract	AT	Region	England
% of FP17s for the same patient ID Re-attending within 3 months - Children	19	460	4.1%	11.2%	10.8%	11.5%
% of FP17s for the same patient ID Re-attending within 3 months - Adults	0	27	0.0%	14.6%	15.2%	15.4%
% of FP17s for the same patient ID Re-attending between 3 & 9 months - Children	206	460	44.8%	59.3%	62.2%	59.7%
% of FP17s for the same patient ID Re-attending between 3 & 9 months - Adults	14	27	51.9%	49.7%	52.9%	51.7%
% of FP17s for Band 1 Urgent Courses	10	479	2.1%	10.0%	9.7%	9.2%
% of FP17s Relating to Free Repair or Replacements	0	479	0.0%	0.6%	0.6%	0.7%
% of FP17s Relating to Continuations	0	479	0.0%	0.5%	0.7%	0.8%
% of Patients satisfied with the dentistry they have received	0	0	N/A	91.6%	93.6%	93.5%
% of Patients satisfied with the time they had to wait for an appointment	0	0	N/A	83.7%	86.3%	87.4%

* This is based on patients treated on this contract for their most recent course of treatment. Figures in italics indicate the base number of FP17s or Patient Questionnaire responses are less than 100. N/A is shown where the base number of responses is less than 10 during the period. % is calculated as Quantity/Base number*100

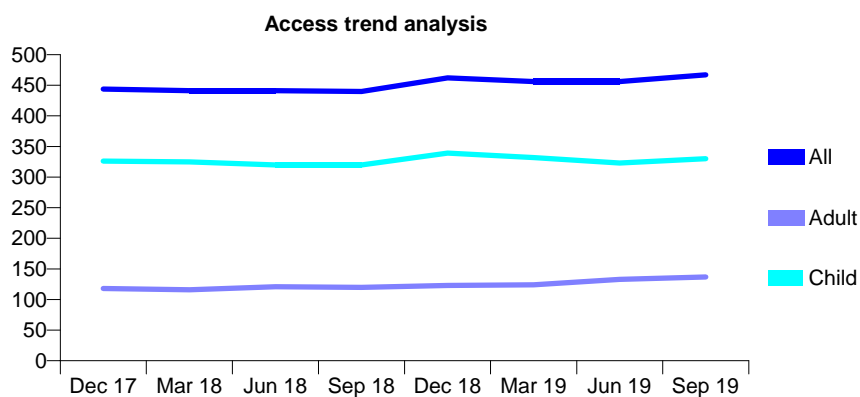
Q69 - Vital Signs At a Glance Contract Report for 811769/0001 - September 2019

Name or company name	MR PP BRODIE
Contract type name	GDS Contract
Purpose of contract	General
Contract start date	01/04/2006
Contract end date	

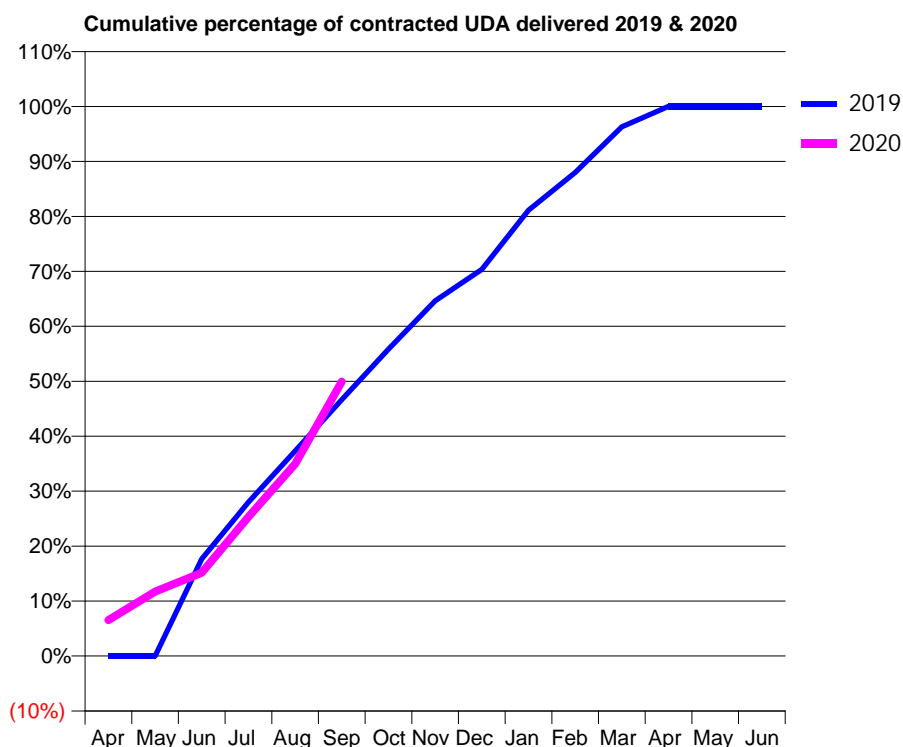
19/20 Contracted general activity (UDA)	1,000
Carry forward general activity (UDA)	0
19/20 Contracted orthodontic activity (UOA)	0
Carry forward orthodontic activity (UOA)	0
Baseline contract value	£24,474.22

ACCESS*

Patients seen in 24 months	Total	Change since previous quarter
Quarter ending September 2018	440	
Quarter ending December 2018	462	↑
Quarter ending March 2019	456	↓
Quarter ending June 2019	456	→
Quarter ending September 2019	467	↑
Variance since September 2018	6.1%	↑



ACTIVITY



Month	Adjusted Scheduled Activity (UDA)	
	2019	2020
April	0	65
May	0	117
June	177	152
July	280	253
August	373	350
September	466	499
October	558	
November	646	
December	703	
January	811	
February	880	
March	963	
April	1,000	
May	1,000	
June	1,000	

QUALITY

	Quantity	Base Number	Contract	AT	Region	England
% of FP17s for the same patient ID Re-attending within 3 months - Children	15	303	5.0%	11.2%	10.8%	11.5%
% of FP17s for the same patient ID Re-attending within 3 months - Adults	8	88	9.1%	14.6%	15.2%	15.4%
% of FP17s for the same patient ID Re-attending between 3 & 9 months - Children	204	303	67.3%	59.3%	62.2%	59.7%
% of FP17s for the same patient ID Re-attending between 3 & 9 months - Adults	61	88	69.3%	49.7%	52.9%	51.7%
% of FP17s for Band 1 Urgent Courses	16	357	4.5%	10.0%	9.7%	9.2%
% of FP17s Relating to Free Repair or Replacements	0	357	0.0%	0.6%	0.6%	0.7%
% of FP17s Relating to Continuations	0	357	0.0%	0.5%	0.7%	0.8%
% of Patients satisfied with the dentistry they have received	0	0	N/A	91.6%	93.6%	93.5%
% of Patients satisfied with the time they had to wait for an appointment	0	0	N/A	83.7%	86.3%	87.4%

* This is based on patients treated on this contract for their most recent course of treatment. Figures in italics indicate the base number of FP17s or Patient Questionnaire responses are less than 100. N/A is shown where the base number of responses is less than 10 during the period. % is calculated as Quantity/Base number*100

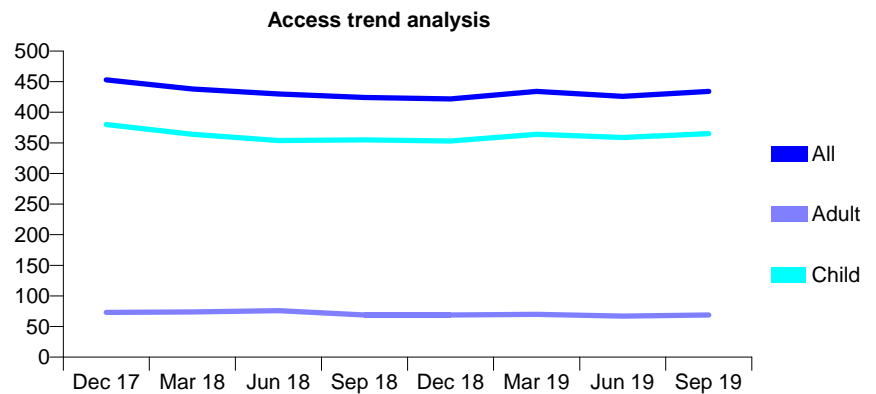
Q69 - Vital Signs At a Glance Contract Report for 815039/0001 - September 2019

Name or company name	MR PC BRASH
Contract type name	GDS Contract
Purpose of contract	General
Contract start date	01/04/2006
Contract end date	

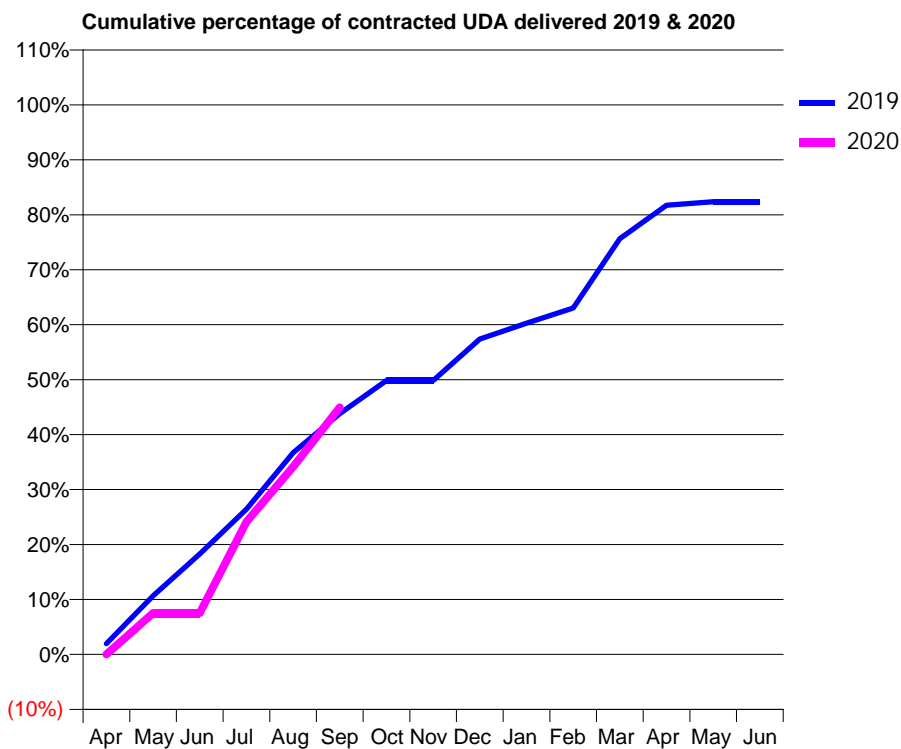
19/20 Contracted general activity (UDA)	760
Carry forward general activity (UDA)	0
19/20 Contracted orthodontic activity (UOA)	0
Carry forward orthodontic activity (UOA)	0
Baseline contract value	£20,726.62

ACCESS*

Patients seen in 24 months	Total	Change since previous quarter
Quarter ending September 2018	424	
Quarter ending December 2018	422	→
Quarter ending March 2019	434	↑
Quarter ending June 2019	426	↓
Quarter ending September 2019	434	→
Variance since September 2018	2.4%	↑



ACTIVITY



Month	2019	2020
April	15	0
May	81	57
June	139	57
July	201	183
August	279	260
September	333	342
October	379	
November	379	
December	436	
January	458	
February	479	
March	575	
April	621	
May	626	
June	626	

QUALITY

	Quantity	Base Number	Contract	AT	Region	England
% of FP17s for the same patient ID Re-attending within 3 months - Children	10	309	3.2%	11.2%	10.8%	11.5%
% of FP17s for the same patient ID Re-attending within 3 months - Adults	0	20	0.0%	14.6%	15.2%	15.4%
% of FP17s for the same patient ID Re-attending between 3 & 9 months - Children	163	309	52.8%	59.3%	62.2%	59.7%
% of FP17s for the same patient ID Re-attending between 3 & 9 months - Adults	8	20	40.0%	49.7%	52.9%	51.7%
% of FP17s for Band 1 Urgent Courses	3	244	1.2%	10.0%	9.7%	9.2%
% of FP17s Relating to Free Repair or Replacements	0	244	0.0%	0.6%	0.6%	0.7%
% of FP17s Relating to Continuations	0	244	0.0%	0.5%	0.7%	0.8%
% of Patients satisfied with the dentistry they have received	0	0	N/A	91.6%	93.6%	93.5%
% of Patients satisfied with the time they had to wait for an appointment	0	0	N/A	83.7%	86.3%	87.4%

* This is based on patients treated on this contract for their most recent course of treatment. Figures in italics indicate the base number of FP17s or Patient Questionnaire responses are less than 100. N/A is shown where the base number of responses is less than 10 during the period. % is calculated as Quantity/Base number*100

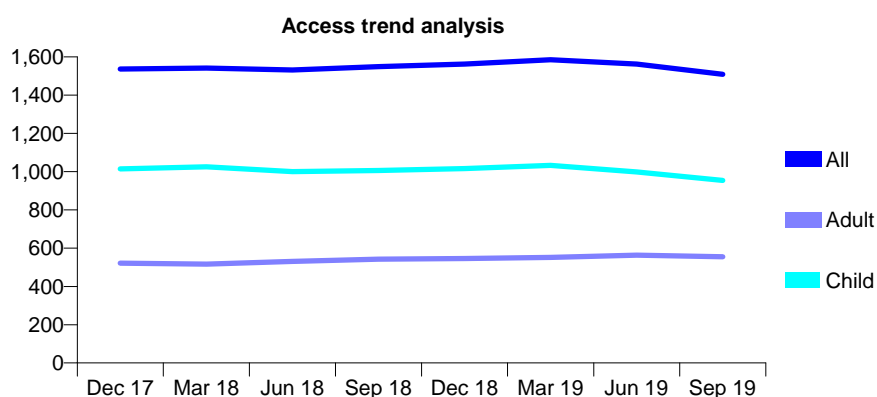
Q69 - Vital Signs At a Glance Contract Report for 820334/0001 - September 2019

Name or company name	Anil Baboolal and Verjinder Tooray
Contract type name	GDS Contract
Purpose of contract	General
Contract start date	01/04/2006
Contract end date	

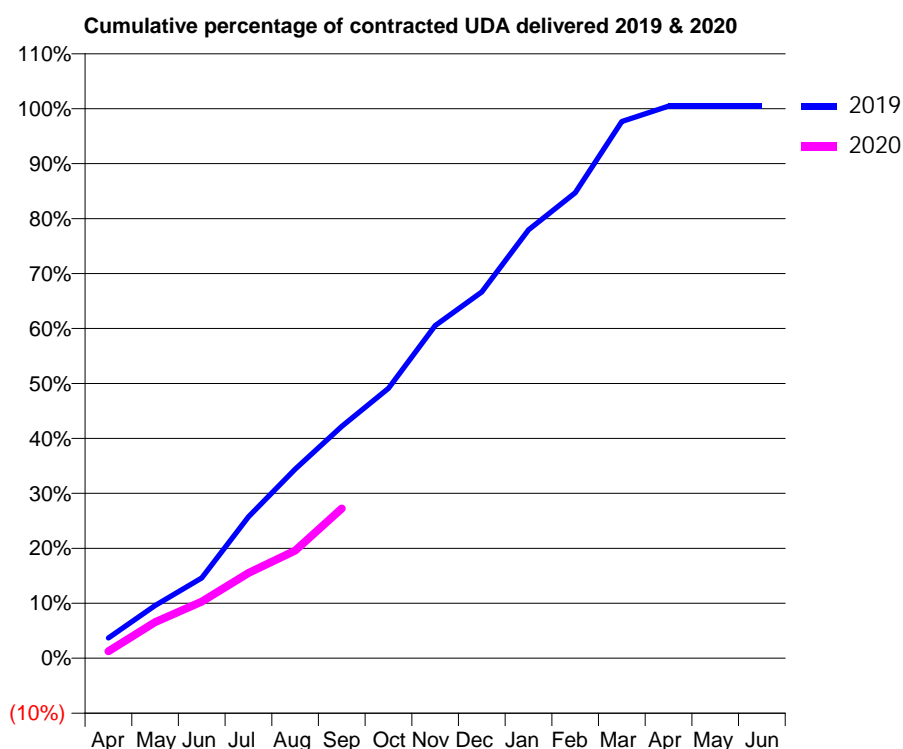
19/20 Contracted general activity (UDA)	3,755
Carry forward general activity (UDA)	-17
19/20 Contracted orthodontic activity (UOA)	0
Carry forward orthodontic activity (UOA)	0
Baseline contract value	£91,706.11

ACCESS*

Patients seen in 24 months	Total	Change since previous quarter
Quarter ending September 2018	1,549	
Quarter ending December 2018	1,562	→
Quarter ending March 2019	1,585	→
Quarter ending June 2019	1,563	↓
Quarter ending September 2019	1,509	↓
Variance since September 2018	(2.6%)	↓



ACTIVITY



Month	2019	2020
April	139	48
May	361	247
June	548	387
July	966	582
August	1,292	736
September	1,584	1,023
October	1,845	
November	2,273	
December	2,503	
January	2,926	
February	3,181	
March	3,667	
April	3,772	
May	3,772	
June	3,772	

QUALITY

	Quantity	Base Number	Contract	AT	Region	England
% of FP17s for the same patient ID Re-attending within 3 months - Children	26	488	5.3%	11.2%	10.8%	11.5%
% of FP17s for the same patient ID Re-attending within 3 months - Adults	27	262	10.3%	14.6%	15.2%	15.4%
% of FP17s for the same patient ID Re-attending between 3 & 9 months - Children	368	488	75.4%	59.3%	62.2%	59.7%
% of FP17s for the same patient ID Re-attending between 3 & 9 months - Adults	192	262	73.3%	49.7%	52.9%	51.7%
% of FP17s for Band 1 Urgent Courses	49	687	7.1%	10.0%	9.7%	9.2%
% of FP17s Relating to Free Repair or Replacements	0	687	0.0%	0.6%	0.6%	0.7%
% of FP17s Relating to Continuations	6	687	0.9%	0.5%	0.7%	0.8%
% of Patients satisfied with the dentistry they have received	0	0	N/A	91.6%	93.6%	93.5%
% of Patients satisfied with the time they had to wait for an appointment	0	0	N/A	83.7%	86.3%	87.4%

* This is based on patients treated on this contract for their most recent course of treatment.

Figures in italics indicate the base number of FP17s or Patient Questionnaire responses are less than 100. N/A is shown where the base number of responses is less than 10 during the period. % is calculated as Quantity/Base number*100

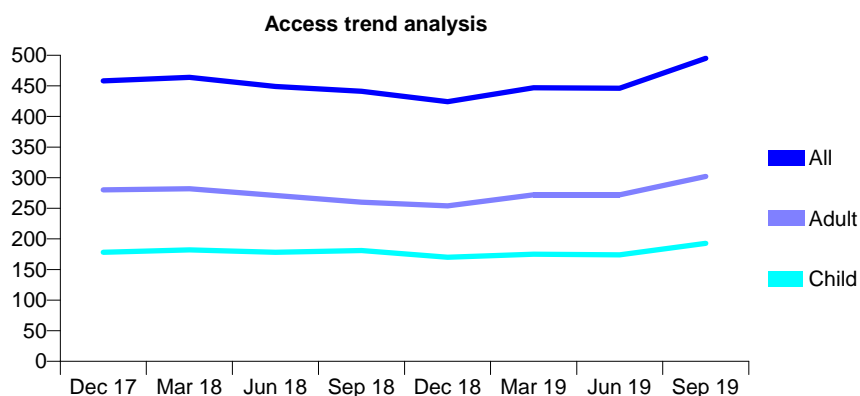
Q69 - Vital Signs At a Glance Contract Report for 826634/0001 - September 2019

Name or company name	Reading Dental Sedation Clinic
Contract type name	GDS Contract
Purpose of contract	General
Contract start date	01/04/2006
Contract end date	

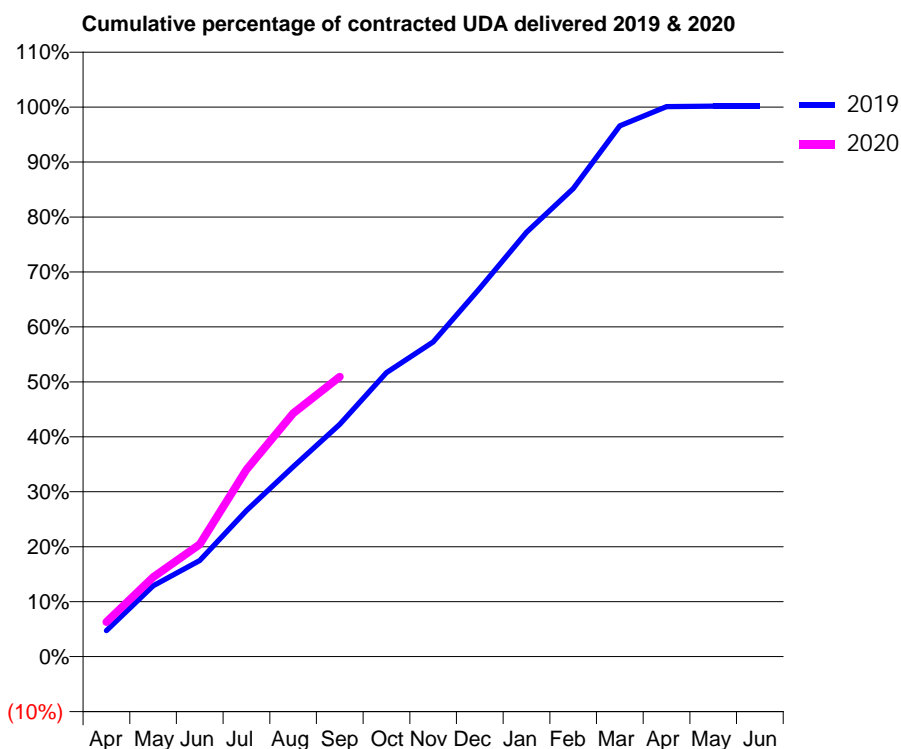
19/20 Contracted general activity (UDA)	7,134
Carry forward general activity (UDA)	-13
19/20 Contracted orthodontic activity (UOA)	0
Carry forward orthodontic activity (UOA)	0
Baseline contract value	£462,500.63

ACCESS*

Patients seen in 24 months	Total	Change since previous quarter
Quarter ending September 2018	441	
Quarter ending December 2018	424	↓
Quarter ending March 2019	447	↑
Quarter ending June 2019	446	→
Quarter ending September 2019	495	↑
Variance since September 2018	12.2%	↑



ACTIVITY



Month	Adjusted Scheduled Activity (UDA)	
	2019	2020
April	369	450
May	1,003	1,032
June	1,359	1,457
July	2,067	2,427
August	2,688	3,159
September	3,285	3,633
October	4,018	
November	4,453	
December	5,213	
January	6,003	
February	6,623	
March	7,510	
April	7,783	
May	7,789	
June	7,789	

QUALITY

	Quantity	Base Number	Contract	AT	Region	England
% of FP17s for the same patient ID Re-attending within 3 months - Children	6	336	1.8%	11.2%	10.8%	11.5%
% of FP17s for the same patient ID Re-attending within 3 months - Adults	6	532	1.1%	14.6%	15.2%	15.4%
% of FP17s for the same patient ID Re-attending between 3 & 9 months - Children	20	336	6.0%	59.3%	62.2%	59.7%
% of FP17s for the same patient ID Re-attending between 3 & 9 months - Adults	4	532	0.8%	49.7%	52.9%	51.7%
% of FP17s for Band 1 Urgent Courses	2	817	0.2%	10.0%	9.7%	9.2%
% of FP17s Relating to Free Repair or Replacements	0	817	0.0%	0.6%	0.6%	0.7%
% of FP17s Relating to Continuations	2	817	0.2%	0.5%	0.7%	0.8%
% of Patients satisfied with the dentistry they have received	1	1	N/A	91.6%	93.6%	93.5%
% of Patients satisfied with the time they had to wait for an appointment	1	1	N/A	83.7%	86.3%	87.4%

* This is based on patients treated on this contract for their most recent course of treatment. Figures in italics indicate the base number of FP17s or Patient Questionnaire responses are less than 100. N/A is shown where the base number of responses is less than 10 during the period. % is calculated as Quantity/Base number*100

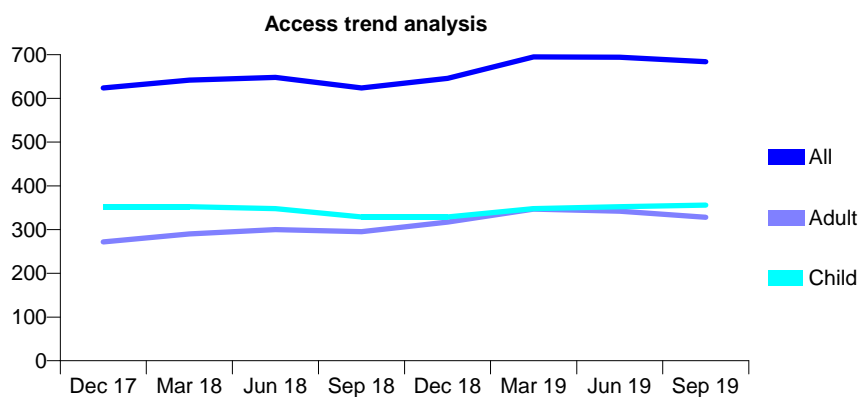
Q69 - Vital Signs At a Glance Contract Report for 829064/0001 - September 2019

Name or company name	Risboro Dental Practice
Contract type name	GDS Contract
Purpose of contract	General
Contract start date	01/04/2006
Contract end date	

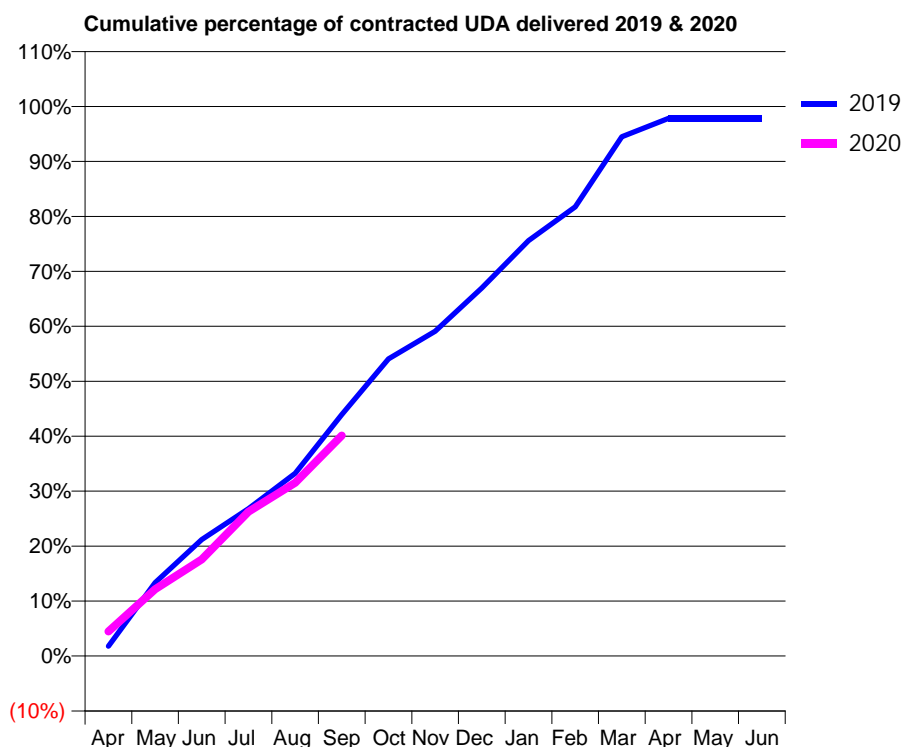
19/20 Contracted general activity (UDA)	1,400
Carry forward general activity (UDA)	15
19/20 Contracted orthodontic activity (UOA)	0
Carry forward orthodontic activity (UOA)	0
Baseline contract value	£33,336.41

ACCESS*

Patients seen in 24 months	Total	Change since previous quarter
Quarter ending September 2018	624	
Quarter ending December 2018	646	↑
Quarter ending March 2019	695	↑
Quarter ending June 2019	694	→
Quarter ending September 2019	684	↓
Variance since September 2018	9.6%	↑



ACTIVITY



Month	Adjusted Scheduled Activity (UDA)	
	2019	2020
April	25	63
May	187	170
June	297	246
July	375	368
August	466	442
September	615	562
October	757	
November	827	
December	938	
January	1,058	
February	1,144	
March	1,323	
April	1,370	
May	1,370	
June	1,370	

QUALITY

	Quantity	Base Number	Contract	AT	Region	England
% of FP17s for the same patient ID Re-attending within 3 months - Children	19	303	6.3%	11.2%	10.8%	11.5%
% of FP17s for the same patient ID Re-attending within 3 months - Adults	7	55	12.7%	14.6%	15.2%	15.4%
% of FP17s for the same patient ID Re-attending between 3 & 9 months - Children	186	303	61.4%	59.3%	62.2%	59.7%
% of FP17s for the same patient ID Re-attending between 3 & 9 months - Adults	18	55	32.7%	49.7%	52.9%	51.7%
% of FP17s for Band 1 Urgent Courses	19	340	5.6%	10.0%	9.7%	9.2%
% of FP17s Relating to Free Repair or Replacements	2	340	0.6%	0.6%	0.6%	0.7%
% of FP17s Relating to Continuations	0	340	0.0%	0.5%	0.7%	0.8%
% of Patients satisfied with the dentistry they have received	0	0	N/A	91.6%	93.6%	93.5%
% of Patients satisfied with the time they had to wait for an appointment	0	0	N/A	83.7%	86.3%	87.4%

* This is based on patients treated on this contract for their most recent course of treatment. Figures in italics indicate the base number of FP17s or Patient Questionnaire responses are less than 100. N/A is shown where the base number of responses is less than 10 during the period. % is calculated as Quantity/Base number*100

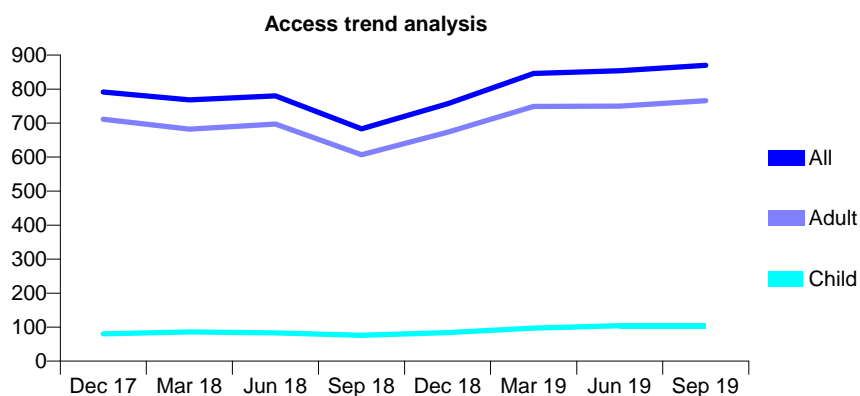
Q69 - Vital Signs At a Glance Contract Report for 829471/0006 - September 2019

Name or company name	SMILE CARE SLOUGH LTD
Contract type name	GDS Contract
Purpose of contract	General
Contract start date	01/04/2006
Contract end date	

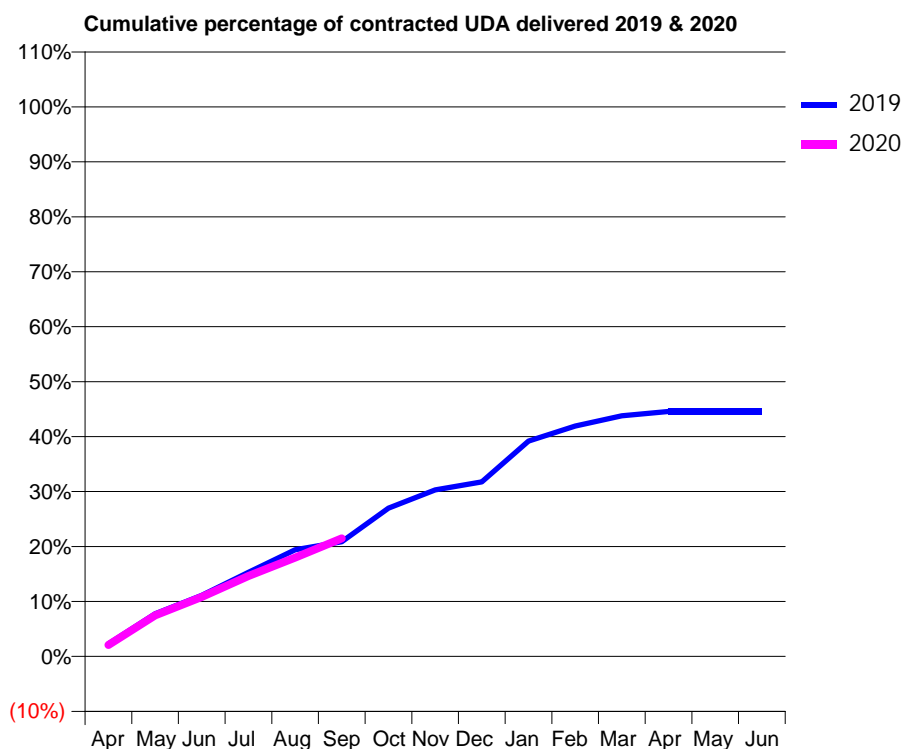
19/20 Contracted general activity (UDA)	3,143
Carry forward general activity (UDA)	0
19/20 Contracted orthodontic activity (UOA)	0
Carry forward orthodontic activity (UOA)	0
Baseline contract value	£261,490.11

ACCESS*

Patients seen in 24 months	Total	Change since previous quarter
Quarter ending September 2018	683	
Quarter ending December 2018	757	↑
Quarter ending March 2019	846	↑
Quarter ending June 2019	854	→
Quarter ending September 2019	870	→
Variance since September 2018	27.4%	↑



ACTIVITY



Month	2019	2020
April	72	66
May	244	235
June	349	340
July	481	460
August	611	566
September	656	675
October	848	
November	953	
December	998	
January	1,232	
February	1,317	
March	1,377	
April	1,400	
May	1,400	
June	1,400	

QUALITY

	Quantity	Base Number	Contract	AT	Region	England
% of FP17s for the same patient ID Re-attending within 3 months - Children	3	92	3.3%	11.2%	10.8%	11.5%
% of FP17s for the same patient ID Re-attending within 3 months - Adults	6	481	1.2%	14.6%	15.2%	15.4%
% of FP17s for the same patient ID Re-attending between 3 & 9 months - Children	0	92	0.0%	59.3%	62.2%	59.7%
% of FP17s for the same patient ID Re-attending between 3 & 9 months - Adults	0	481	0.0%	49.7%	52.9%	51.7%
% of FP17s for Band 1 Urgent Courses	540	553	97.6%	10.0%	9.7%	9.2%
% of FP17s Relating to Free Repair or Replacements	0	553	0.0%	0.6%	0.6%	0.7%
% of FP17s Relating to Continuations	0	553	0.0%	0.5%	0.7%	0.8%
% of Patients satisfied with the dentistry they have received	1	2	N/A	91.6%	93.6%	93.5%
% of Patients satisfied with the time they had to wait for an appointment	2	2	N/A	83.7%	86.3%	87.4%

* This is based on patients treated on this contract for their most recent course of treatment. Figures in italics indicate the base number of FP17s or Patient Questionnaire responses are less than 100. N/A is shown where the base number of responses is less than 10 during the period. % is calculated as Quantity/Base number*100

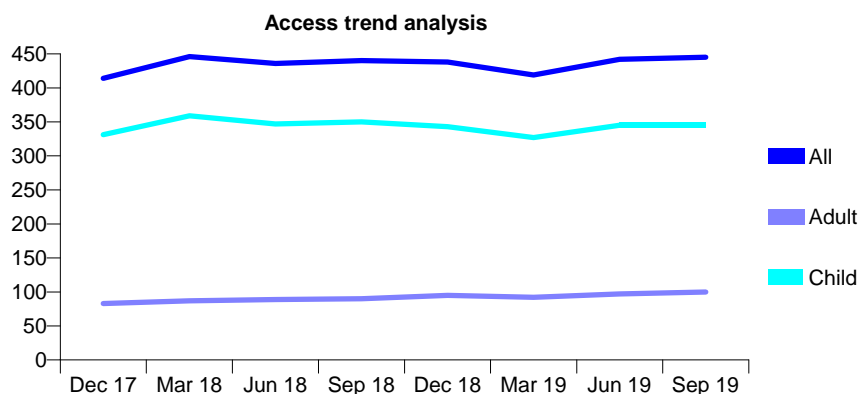
Q69 - Vital Signs At a Glance Contract Report for 830119/0001 - September 2019

Name or company name	MR MJ MCKENNY
Contract type name	GDS Contract
Purpose of contract	General
Contract start date	01/04/2008
Contract end date	

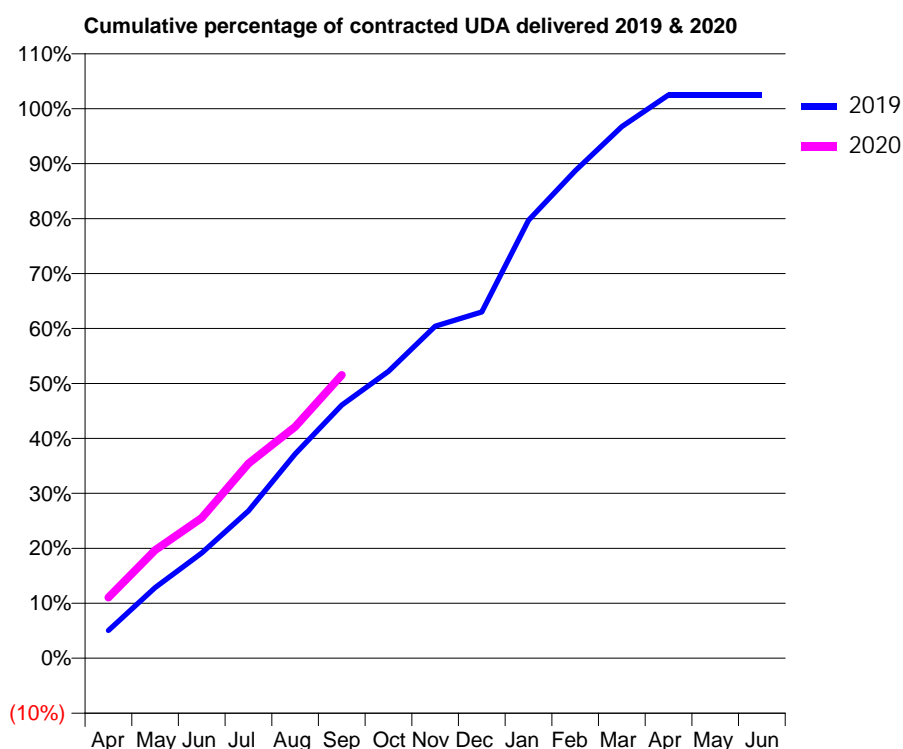
19/20 Contracted general activity (UDA)	732
Carry forward general activity (UDA)	-14
19/20 Contracted orthodontic activity (UOA)	0
Carry forward orthodontic activity (UOA)	0
Baseline contract value	£16,826.32

ACCESS*

Patients seen in 24 months	Total	Change since previous quarter
Quarter ending September 2018	440	
Quarter ending December 2018	438	→
Quarter ending March 2019	419	↓
Quarter ending June 2019	442	↑
Quarter ending September 2019	445	→
Variance since September 2018	1.1%	→



ACTIVITY



Month	2019	2020
April	37	81
May	94	144
June	140	187
July	196	259
August	272	308
September	337	377
October	382	
November	442	
December	461	
January	583	
February	649	
March	708	
April	750	
May	750	
June	750	

QUALITY

	Quantity	Base Number	Contract	AT	Region	England
% of FP17s for the same patient ID Re-attending within 3 months - Children	7	268	2.6%	11.2%	10.8%	11.5%
% of FP17s for the same patient ID Re-attending within 3 months - Adults	3	48	6.3%	14.6%	15.2%	15.4%
% of FP17s for the same patient ID Re-attending between 3 & 9 months - Children	140	268	52.2%	59.3%	62.2%	59.7%
% of FP17s for the same patient ID Re-attending between 3 & 9 months - Adults	23	48	47.9%	49.7%	52.9%	51.7%
% of FP17s for Band 1 Urgent Courses	1	293	0.3%	10.0%	9.7%	9.2%
% of FP17s Relating to Free Repair or Replacements	0	293	0.0%	0.6%	0.6%	0.7%
% of FP17s Relating to Continuations	4	293	1.4%	0.5%	0.7%	0.8%
% of Patients satisfied with the dentistry they have received	0	0	N/A	91.6%	93.6%	93.5%
% of Patients satisfied with the time they had to wait for an appointment	0	0	N/A	83.7%	86.3%	87.4%

* This is based on patients treated on this contract for their most recent course of treatment.

Figures in italics indicate the base number of FP17s or Patient Questionnaire responses are less than 100. N/A is shown where the base number of responses is less than 10 during the period. % is calculated as Quantity/Base number*100

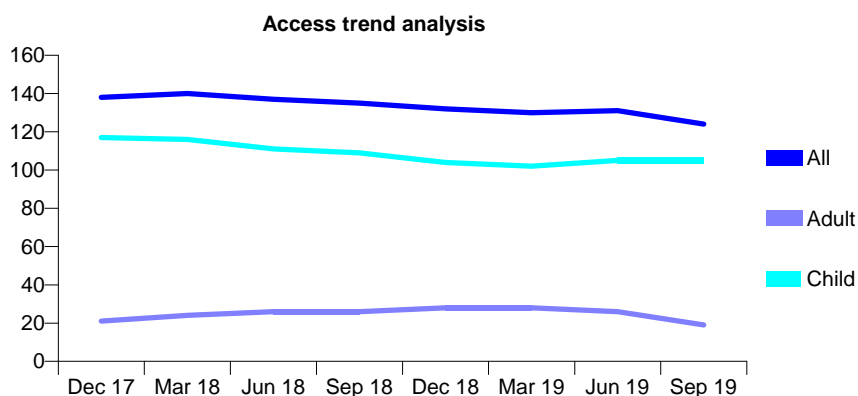
Q69 - Vital Signs At a Glance Contract Report for 830429/0001 - September 2019

Name or company name	MRS CA PEERS
Contract type name	GDS Contract
Purpose of contract	General
Contract start date	01/04/2006
Contract end date	

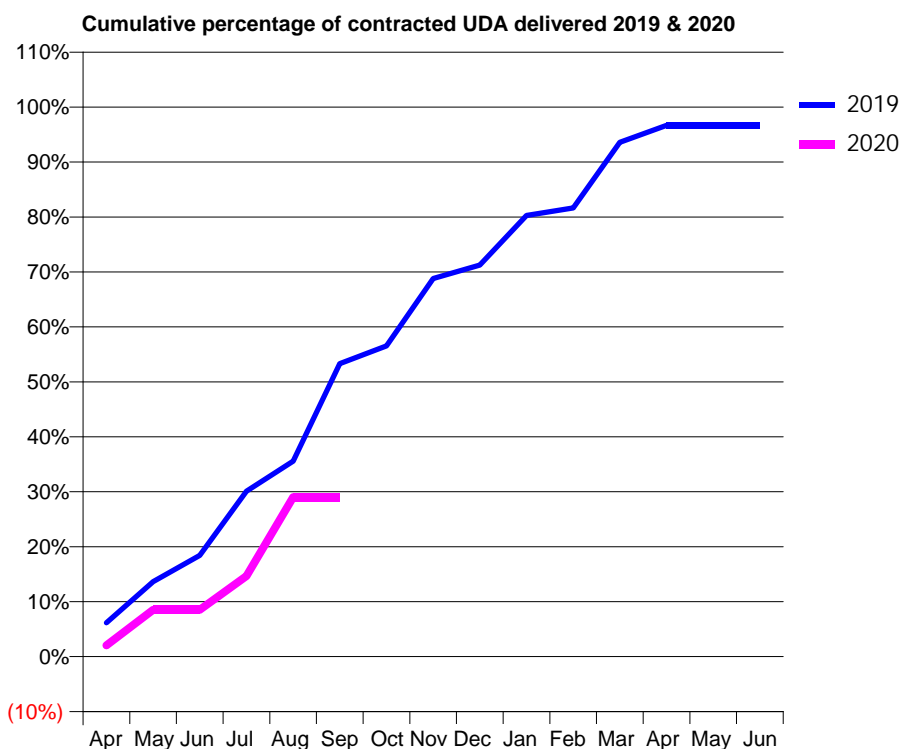
19/20 Contracted general activity (UDA)	293
Carry forward general activity (UDA)	9
19/20 Contracted orthodontic activity (UOA)	0
Carry forward orthodontic activity (UOA)	0
Baseline contract value	£7,172.48

ACCESS*

Patients seen in 24 months	Total	Change since previous quarter
Quarter ending September 2018	135	
Quarter ending December 2018	132	↓
Quarter ending March 2019	130	↓
Quarter ending June 2019	131	→
Quarter ending September 2019	124	↓
Variance since September 2018	(8.1%)	↓



ACTIVITY



Month	Adjusted Scheduled Activity (UDA)	
	2019	2020
April	18	6
May	40	25
June	54	25
July	88	43
August	104	85
September	156	85
October	166	
November	202	
December	209	
January	235	
February	239	
March	274	
April	283	
May	283	
June	283	

QUALITY

	Quantity	Base Number	Contract	AT	Region	England
% of FP17s for the same patient ID Re-attending within 3 months - Children	6	87	6.9%	11.2%	10.8%	11.5%
% of FP17s for the same patient ID Re-attending within 3 months - Adults	1	5	20.0%	14.6%	15.2%	15.4%
% of FP17s for the same patient ID Re-attending between 3 & 9 months - Children	52	87	59.8%	59.3%	62.2%	59.7%
% of FP17s for the same patient ID Re-attending between 3 & 9 months - Adults	4	5	80.0%	49.7%	52.9%	51.7%
% of FP17s for Band 1 Urgent Courses	0	76	0.0%	10.0%	9.7%	9.2%
% of FP17s Relating to Free Repair or Replacements	0	76	0.0%	0.6%	0.6%	0.7%
% of FP17s Relating to Continuations	1	76	1.3%	0.5%	0.7%	0.8%
% of Patients satisfied with the dentistry they have received	0	0	N/A	91.6%	93.6%	93.5%
% of Patients satisfied with the time they had to wait for an appointment	0	0	N/A	83.7%	86.3%	87.4%

* This is based on patients treated on this contract for their most recent course of treatment. Figures in italics indicate the base number of FP17s or Patient Questionnaire responses are less than 100. N/A is shown where the base number of responses is less than 10 during the period. % is calculated as Quantity/Base number*100

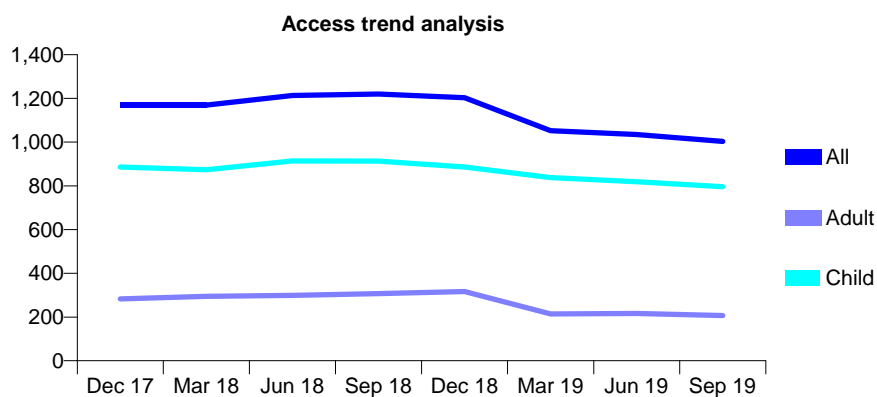
Q69 - Vital Signs At a Glance Contract Report for 834815/0001 - September 2019

Name or company name	Watlington Dental Centre
Contract type name	GDS Contract
Purpose of contract	General
Contract start date	01/04/2006
Contract end date	

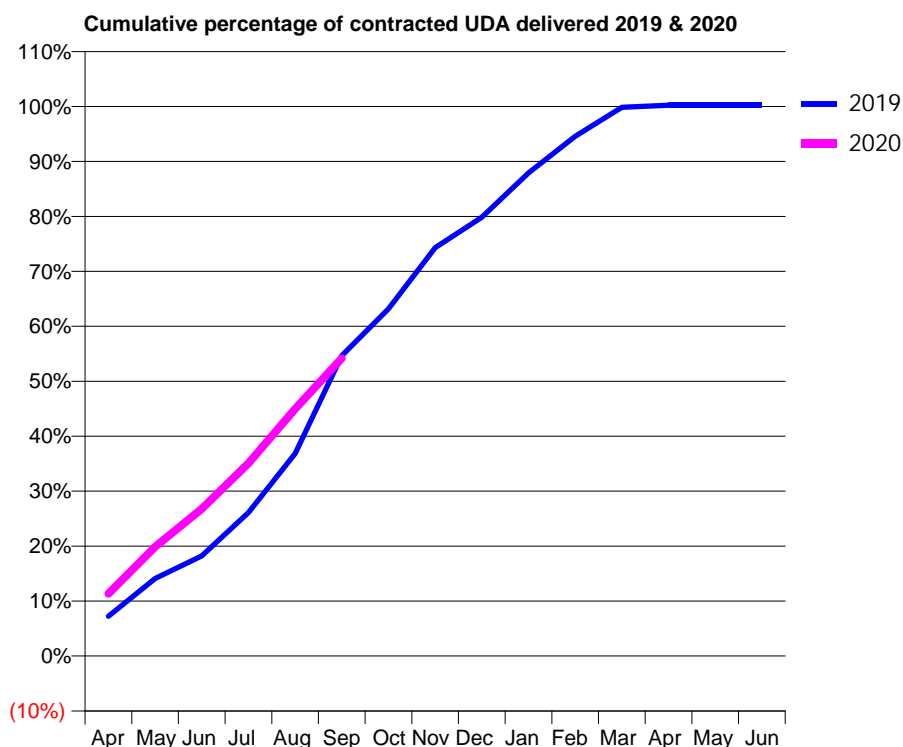
19/20 Contracted general activity (UDA)	2,300
Carry forward general activity (UDA)	-5
19/20 Contracted orthodontic activity (UOA)	0
Carry forward orthodontic activity (UOA)	0
Baseline contract value	£56,277.81

ACCESS*

Patients seen in 24 months	Total	Change since previous quarter
Quarter ending September 2018	1,220	
Quarter ending December 2018	1,203	↓
Quarter ending March 2019	1,052	↓
Quarter ending June 2019	1,035	↓
Quarter ending September 2019	1,003	↓
Variance since September 2018	(17.8%)	↓



ACTIVITY



Month	Adjusted Scheduled Activity (UDA)	
	2019	2020
April	166	261
May	325	457
June	419	616
July	600	807
August	848	1,035
September	1,257	1,246
October	1,453	
November	1,709	
December	1,836	
January	2,022	
February	2,175	
March	2,297	
April	2,306	
May	2,306	
June	2,306	

QUALITY

	Quantity	Base Number	Contract	AT	Region	England
% of FP17s for the same patient ID Re-attending within 3 months - Children	32	527	6.1%	11.2%	10.8%	11.5%
% of FP17s for the same patient ID Re-attending within 3 months - Adults	5	41	12.2%	14.6%	15.2%	15.4%
% of FP17s for the same patient ID Re-attending between 3 & 9 months - Children	292	527	55.4%	59.3%	62.2%	59.7%
% of FP17s for the same patient ID Re-attending between 3 & 9 months - Adults	21	41	51.2%	49.7%	52.9%	51.7%
% of FP17s for Band 1 Urgent Courses	19	565	3.4%	10.0%	9.7%	9.2%
% of FP17s Relating to Free Repair or Replacements	0	565	0.0%	0.6%	0.6%	0.7%
% of FP17s Relating to Continuations	0	565	0.0%	0.5%	0.7%	0.8%
% of Patients satisfied with the dentistry they have received	0	0	N/A	91.6%	93.6%	93.5%
% of Patients satisfied with the time they had to wait for an appointment	0	0	N/A	83.7%	86.3%	87.4%

* This is based on patients treated on this contract for their most recent course of treatment. Figures in italics indicate the base number of FP17s or Patient Questionnaire responses are less than 100. N/A is shown where the base number of responses is less than 10 during the period. % is calculated as Quantity/Base number*100

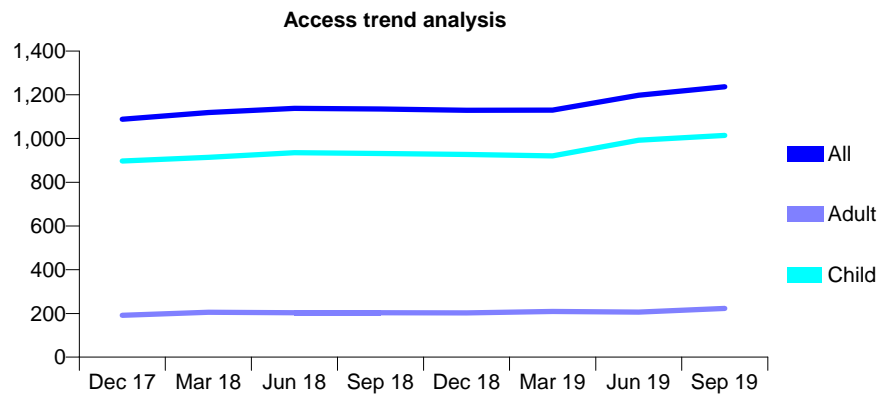
Q69 - Vital Signs At a Glance Contract Report for 839175/0004 - September 2019

Name or company name	MR U BOSE
Contract type name	GDS Contract
Purpose of contract	General
Contract start date	01/01/2013
Contract end date	

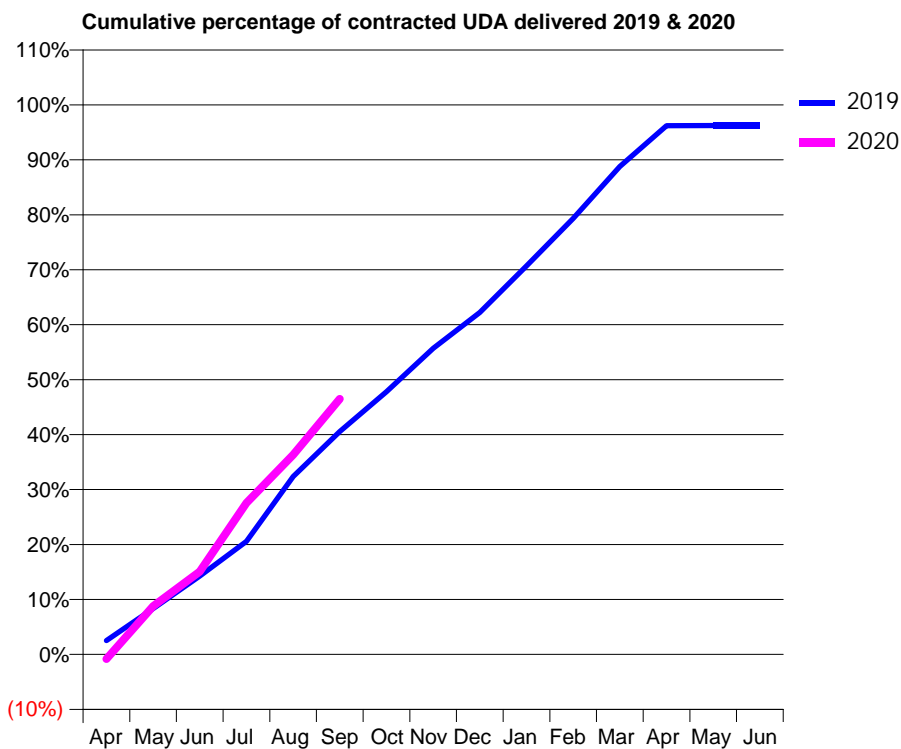
19/20 Contracted general activity (UDA)	3,000
Carry forward general activity (UDA)	112
19/20 Contracted orthodontic activity (UOA)	0
Carry forward orthodontic activity (UOA)	0
Baseline contract value	£77,236.08

ACCESS*

Patients seen in 24 months	Total	Change since previous quarter
Quarter ending September 2018	1,135	
Quarter ending December 2018	1,129	→
Quarter ending March 2019	1,130	→
Quarter ending June 2019	1,198	↑
Quarter ending September 2019	1,237	↑
Variance since September 2018	9.0%	↑



ACTIVITY



Month	2019	2020
April	75	-25
May	251	263
June	428	452
July	617	827
August	972	1,090
September	1,217	1,394
October	1,434	
November	1,671	
December	1,866	
January	2,121	
February	2,380	
March	2,663	
April	2,886	
May	2,887	
June	2,887	

QUALITY

	Quantity	Base Number	Contract	AT	Region	England
% of FP17s for the same patient ID Re-attending within 3 months - Children	464	1,331	34.9%	11.2%	10.8%	11.5%
% of FP17s for the same patient ID Re-attending within 3 months - Adults	23	100	23.0%	14.6%	15.2%	15.4%
% of FP17s for the same patient ID Re-attending between 3 & 9 months - Children	401	1,331	30.1%	59.3%	62.2%	59.7%
% of FP17s for the same patient ID Re-attending between 3 & 9 months - Adults	32	100	32.0%	49.7%	52.9%	51.7%
% of FP17s for Band 1 Urgent Courses	2	1,236	0.2%	10.0%	9.7%	9.2%
% of FP17s Relating to Free Repair or Replacements	0	1,236	0.0%	0.6%	0.6%	0.7%
% of FP17s Relating to Continuations	0	1,236	0.0%	0.5%	0.7%	0.8%
% of Patients satisfied with the dentistry they have received	1	1	N/A	91.6%	93.6%	93.5%
% of Patients satisfied with the time they had to wait for an appointment	1	1	N/A	83.7%	86.3%	87.4%

* This is based on patients treated on this contract for their most recent course of treatment. Figures in italics indicate the base number of FP17s or Patient Questionnaire responses are less than 100. N/A is shown where the base number of responses is less than 10 during the period. % is calculated as Quantity/Base number*100

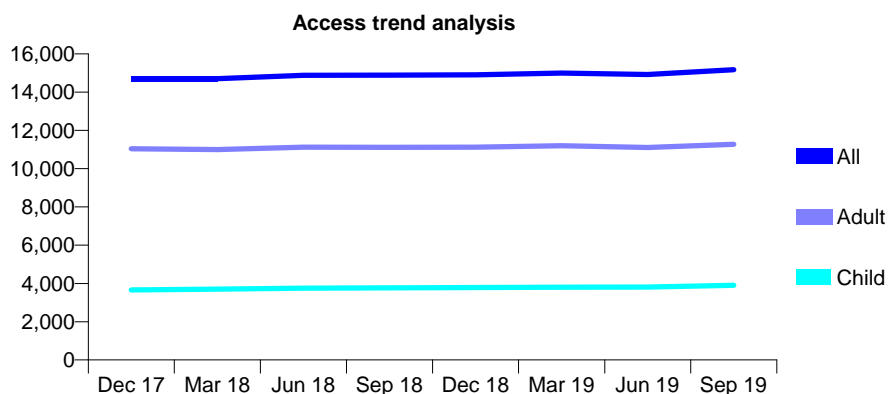
Q69 - Vital Signs At a Glance Contract Report for 842834/0001 - September 2019

Name or company name	Wokingham Dental Clinic Partnership
Contract type name	GDS Contract
Purpose of contract	General
Contract start date	01/12/2009
Contract end date	

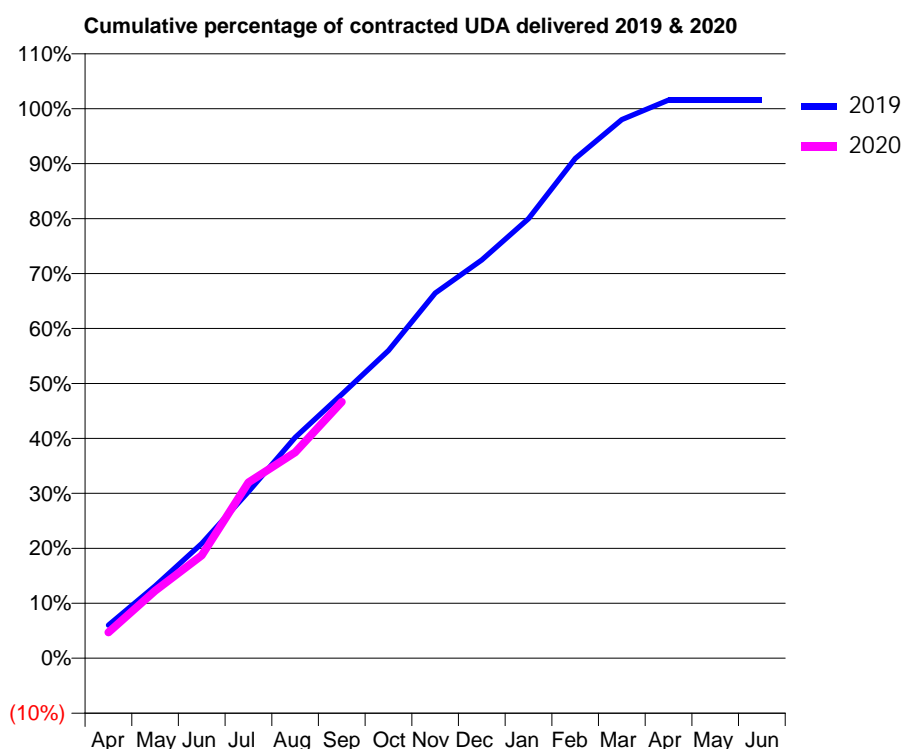
19/20 Contracted general activity (UDA)	36,100
Carry forward general activity (UDA)	-570
19/20 Contracted orthodontic activity (UOA)	0
Carry forward orthodontic activity (UOA)	0
Baseline contract value	£1,080,223.89

ACCESS*

Patients seen in 24 months	Total	Change since previous quarter
Quarter ending September 2018	14,886	
Quarter ending December 2018	14,904	→
Quarter ending March 2019	15,001	→
Quarter ending June 2019	14,923	→
Quarter ending September 2019	15,174	→
Variance since September 2018	1.9%	→



ACTIVITY



Month	2019	2020
April	2,166	1,704
May	4,754	4,426
June	7,526	6,758
July	10,941	11,553
August	14,504	13,530
September	17,336	16,841
October	20,219	
November	23,992	
December	26,160	
January	28,867	
February	32,826	
March	35,383	
April	36,670	
May	36,671	
June	36,671	

QUALITY

	Quantity	Base Number	Contract	AT	Region	England
% of FP17s for the same patient ID Re-attending within 3 months - Children	70	2,888	2.4%	11.2%	10.8%	11.5%
% of FP17s for the same patient ID Re-attending within 3 months - Adults	365	7,180	5.1%	14.6%	15.2%	15.4%
% of FP17s for the same patient ID Re-attending between 3 & 9 months - Children	1,576	2,888	54.6%	59.3%	62.2%	59.7%
% of FP17s for the same patient ID Re-attending between 3 & 9 months - Adults	4,063	7,180	56.6%	49.7%	52.9%	51.7%
% of FP17s for Band 1 Urgent Courses	38	9,212	0.4%	10.0%	9.7%	9.2%
% of FP17s Relating to Free Repair or Replacements	2	9,212	0.0%	0.6%	0.6%	0.7%
% of FP17s Relating to Continuations	34	9,212	0.4%	0.5%	0.7%	0.8%
% of Patients satisfied with the dentistry they have received	9	9	N/A	91.6%	93.6%	93.5%
% of Patients satisfied with the time they had to wait for an appointment	9	9	N/A	83.7%	86.3%	87.4%

* This is based on patients treated on this contract for their most recent course of treatment.

Figures in italics indicate the base number of FP17s or Patient Questionnaire responses are less than 100. N/A is shown where the base number of responses is less than 10 during the period. % is calculated as Quantity/Base number*100

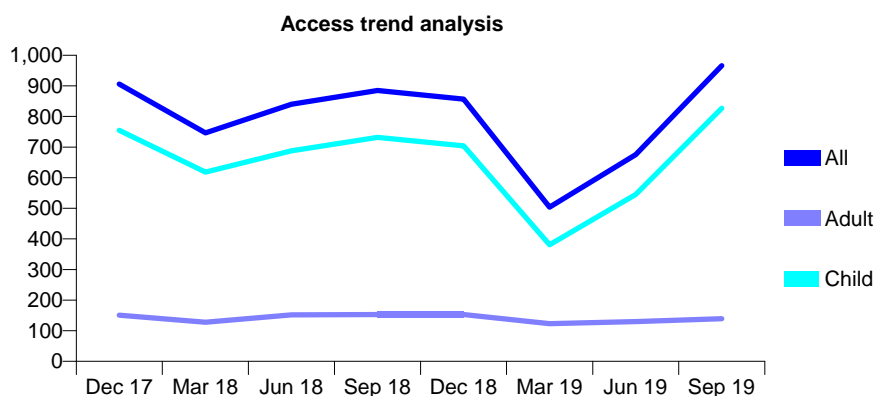
Q69 - Vital Signs At a Glance Contract Report for 847054/0001 - September 2019

Name or company name	MR RA HUGHES
Contract type name	GDS Contract
Purpose of contract	General
Contract start date	01/04/2006
Contract end date	

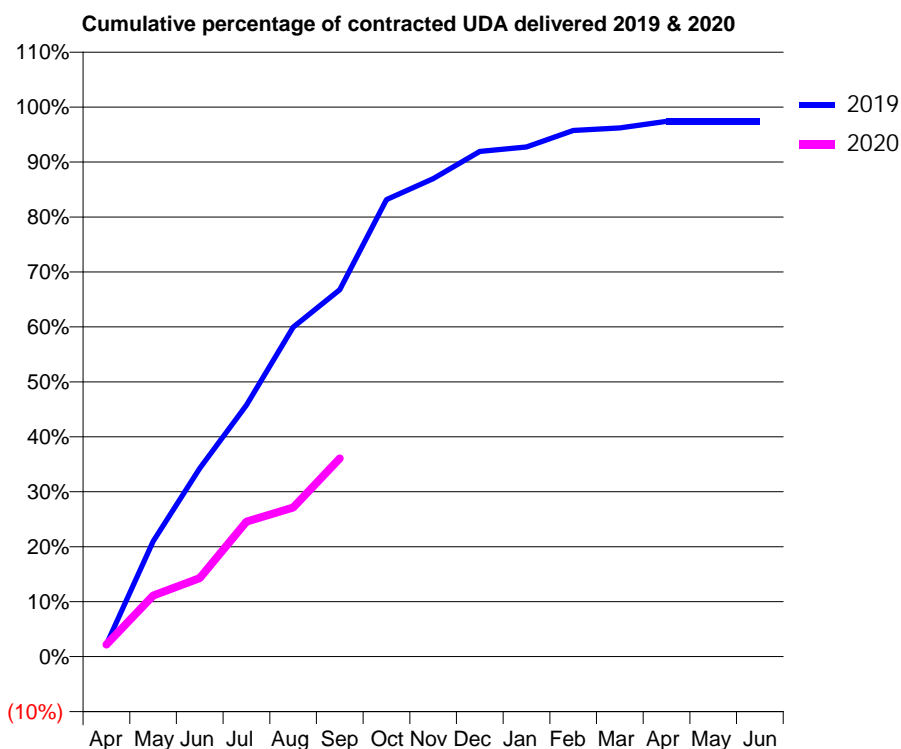
19/20 Contracted general activity (UDA)	2,705
Carry forward general activity (UDA)	39
19/20 Contracted orthodontic activity (UOA)	0
Carry forward orthodontic activity (UOA)	0
Baseline contract value	£69,010.86

ACCESS*

Patients seen in 24 months	Total	Change since previous quarter
Quarter ending September 2018	885	
Quarter ending December 2018	857	↓
Quarter ending March 2019	504	↓
Quarter ending June 2019	675	↑
Quarter ending September 2019	966	↑
Variance since September 2018	9.2%	↑



ACTIVITY



Month	Adjusted Scheduled Activity (UDA)	
	2019	2020
April	34	59
May	320	300
June	523	387
July	698	664
August	915	733
September	1,019	976
October	1,269	
November	1,327	
December	1,403	
January	1,415	
February	1,461	
March	1,468	
April	1,486	
May	1,486	
June	1,486	

QUALITY

	Quantity	Base Number	Contract	AT	Region	England
% of FP17s for the same patient ID Re-attending within 3 months - Children	41	763	5.4%	11.2%	10.8%	11.5%
% of FP17s for the same patient ID Re-attending within 3 months - Adults	1	40	2.5%	14.6%	15.2%	15.4%
% of FP17s for the same patient ID Re-attending between 3 & 9 months - Children	226	763	29.6%	59.3%	62.2%	59.7%
% of FP17s for the same patient ID Re-attending between 3 & 9 months - Adults	2	40	5.0%	49.7%	52.9%	51.7%
% of FP17s for Band 1 Urgent Courses	23	791	2.9%	10.0%	9.7%	9.2%
% of FP17s Relating to Free Repair or Replacements	0	791	0.0%	0.6%	0.6%	0.7%
% of FP17s Relating to Continuations	0	791	0.0%	0.5%	0.7%	0.8%
% of Patients satisfied with the dentistry they have received	0	0	N/A	91.6%	93.6%	93.5%
% of Patients satisfied with the time they had to wait for an appointment	0	0	N/A	83.7%	86.3%	87.4%

* This is based on patients treated on this contract for their most recent course of treatment. Figures in italics indicate the base number of FP17s or Patient Questionnaire responses are less than 100. N/A is shown where the base number of responses is less than 10 during the period. % is calculated as Quantity/Base number*100

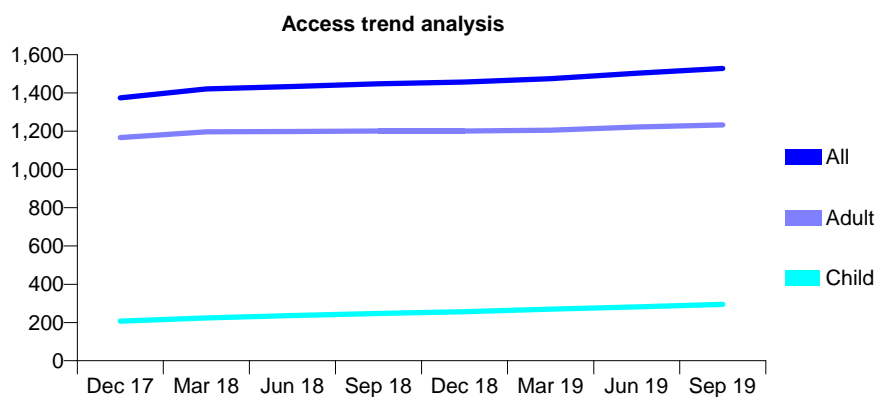
Q69 - Vital Signs At a Glance Contract Report for 848077/0001 - September 2019

Name or company name	MISS NP MCVEIGH
Contract type name	GDS Contract
Purpose of contract	General
Contract start date	01/04/2006
Contract end date	

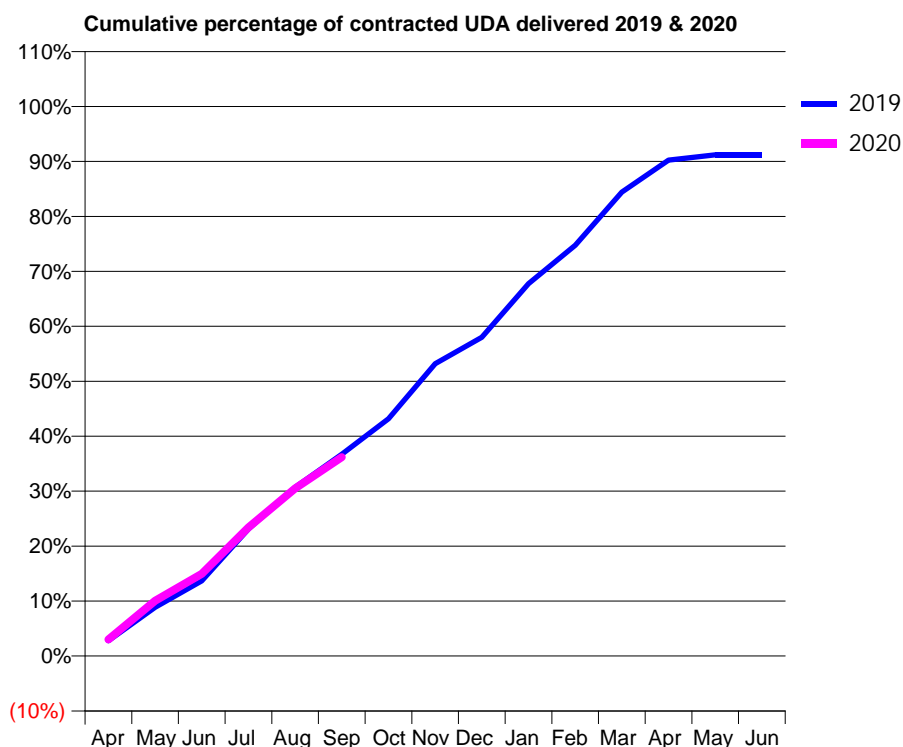
19/20 Contracted general activity (UDA)	4,472
Carry forward general activity (UDA)	0
19/20 Contracted orthodontic activity (UOA)	0
Carry forward orthodontic activity (UOA)	0
Baseline contract value	£96,823.73

ACCESS*

Patients seen in 24 months	Total	Change since previous quarter
Quarter ending September 2018	1,448	
Quarter ending December 2018	1,457	→
Quarter ending March 2019	1,475	→
Quarter ending June 2019	1,503	→
Quarter ending September 2019	1,528	→
Variance since September 2018	5.5%	↑



ACTIVITY



Month	Adjusted Scheduled Activity (UDA)	
	2019	2020
April	124	135
May	396	450
June	611	669
July	1,034	1,047
August	1,374	1,365
September	1,641	1,619
October	1,931	
November	2,379	
December	2,593	
January	3,029	
February	3,343	
March	3,775	
April	4,035	
May	4,077	
June	4,077	

QUALITY

	Quantity	Base Number	Contract	AT	Region	England
% of FP17s for the same patient ID Re-attending within 3 months - Children	10	210	4.8%	11.2%	10.8%	11.5%
% of FP17s for the same patient ID Re-attending within 3 months - Adults	112	894	12.5%	14.6%	15.2%	15.4%
% of FP17s for the same patient ID Re-attending between 3 & 9 months - Children	124	210	59.0%	59.3%	62.2%	59.7%
% of FP17s for the same patient ID Re-attending between 3 & 9 months - Adults	559	894	62.5%	49.7%	52.9%	51.7%
% of FP17s for Band 1 Urgent Courses	88	991	8.9%	10.0%	9.7%	9.2%
% of FP17s Relating to Free Repair or Replacements	4	991	0.4%	0.6%	0.6%	0.7%
% of FP17s Relating to Continuations	0	991	0.0%	0.5%	0.7%	0.8%
% of Patients satisfied with the dentistry they have received	0	0	N/A	91.6%	93.6%	93.5%
% of Patients satisfied with the time they had to wait for an appointment	0	0	N/A	83.7%	86.3%	87.4%

* This is based on patients treated on this contract for their most recent course of treatment.

Figures in italics indicate the base number of FP17s or Patient Questionnaire responses are less than 100. N/A is shown where the base number of responses is less than 10 during the period. % is calculated as Quantity/Base number*100

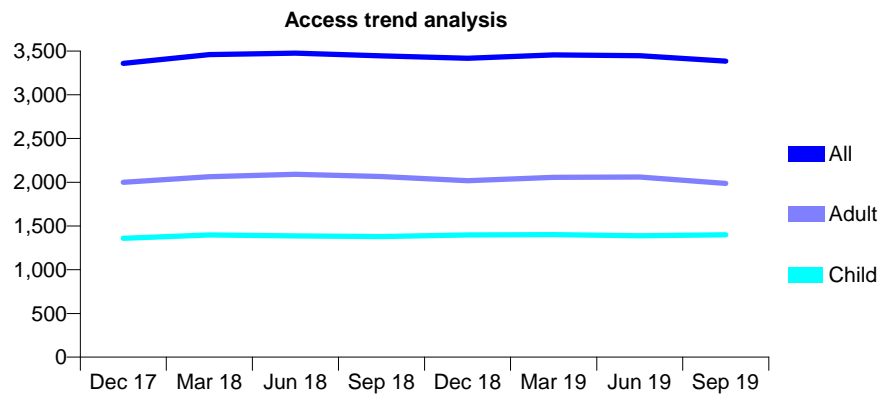
Q69 - Vital Signs At a Glance Contract Report for 854166/0001 - September 2019

Name or company name	MRS JP BENNETT
Contract type name	GDS Contract
Purpose of contract	General
Contract start date	01/04/2006
Contract end date	

19/20 Contracted general activity (UDA)	5,698
Carry forward general activity (UDA)	-17
19/20 Contracted orthodontic activity (UOA)	0
Carry forward orthodontic activity (UOA)	0
Baseline contract value	£116,461.48

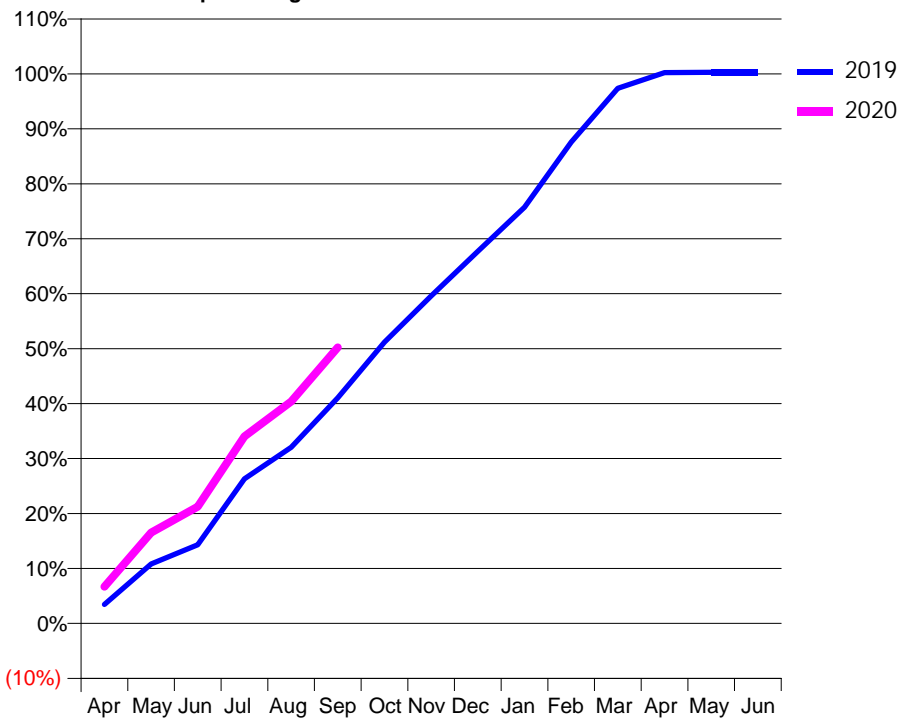
ACCESS*

Patients seen in 24 months	Total	Change since previous quarter
Quarter ending September 2018	3,446	
Quarter ending December 2018	3,417	→
Quarter ending March 2019	3,457	→
Quarter ending June 2019	3,448	→
Quarter ending September 2019	3,385	↓
Variance since September 2018	(1.8%)	↓



ACTIVITY

Cumulative percentage of contracted UDA delivered 2019 & 2020



Adjusted Scheduled Activity (UDA)		
Month	2019	2020
April	207	381
May	646	943
June	856	1,210
July	1,574	1,939
August	1,917	2,302
September	2,455	2,862
October	3,063	
November	3,567	
December	4,050	
January	4,530	
February	5,241	
March	5,826	
April	5,997	
May	6,000	
June	6,000	

QUALITY

	Quantity	Base Number	Contract	AT	Region	England
% of FP17s for the same patient ID Re-attending within 3 months - Children	125	1,060	11.8%	11.2%	10.8%	11.5%
% of FP17s for the same patient ID Re-attending within 3 months - Adults	240	1,141	21.0%	14.6%	15.2%	15.4%
% of FP17s for the same patient ID Re-attending between 3 & 9 months - Children	609	1,060	57.5%	59.3%	62.2%	59.7%
% of FP17s for the same patient ID Re-attending between 3 & 9 months - Adults	484	1,141	42.4%	49.7%	52.9%	51.7%
% of FP17s for Band 1 Urgent Courses	209	1,756	11.9%	10.0%	9.7%	9.2%
% of FP17s Relating to Free Repair or Replacements	7	1,756	0.4%	0.6%	0.6%	0.7%
% of FP17s Relating to Continuations	0	1,756	0.0%	0.5%	0.7%	0.8%
% of Patients satisfied with the dentistry they have received	2	2	N/A	91.6%	93.6%	93.5%
% of Patients satisfied with the time they had to wait for an appointment	1	2	N/A	83.7%	86.3%	87.4%

* This is based on patients treated on this contract for their most recent course of treatment.

Figures in italics indicate the base number of FP17s or Patient Questionnaire responses are less than 100. N/A is shown where the base number of responses is less than 10 during the period. % is calculated as Quantity/Base number*100

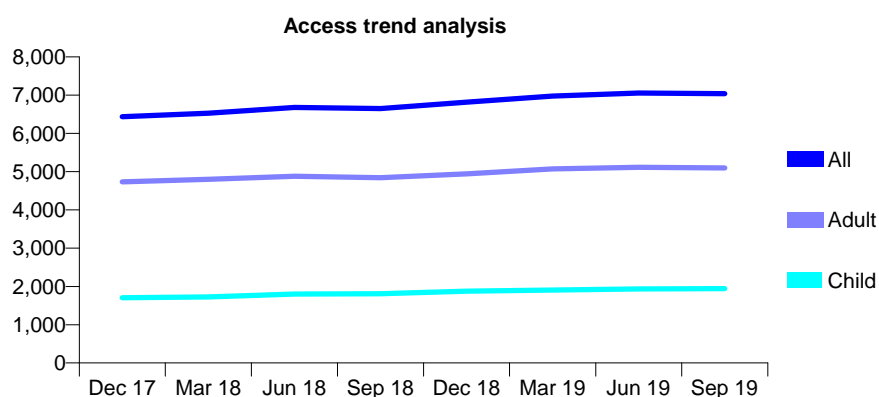
Q69 - Vital Signs At a Glance Contract Report for 889660/0001 - September 2019

Name or company name	MR B AHMED
Contract type name	GDS Contract
Purpose of contract	General
Contract start date	25/07/2012
Contract end date	

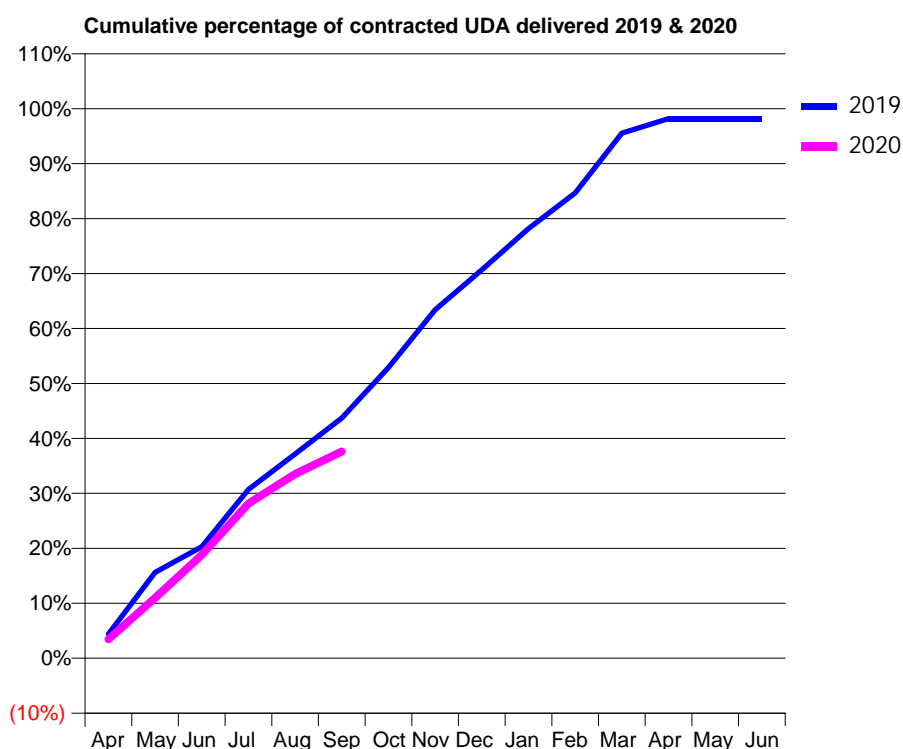
19/20 Contracted general activity (UDA)	13,000
Carry forward general activity (UDA)	246
19/20 Contracted orthodontic activity (UOA)	0
Carry forward orthodontic activity (UOA)	0
Baseline contract value	£319,903.27

ACCESS*

Patients seen in 24 months	Total	Change since previous quarter
Quarter ending September 2018	6,648	
Quarter ending December 2018	6,816	↑
Quarter ending March 2019	6,975	↑
Quarter ending June 2019	7,052	→
Quarter ending September 2019	7,041	→
Variance since September 2018	5.9%	↑



ACTIVITY



Month	2019	2020
April	600	449
May	2,133	1,431
June	2,771	2,443
July	4,191	3,658
August	5,076	4,359
September	5,965	4,890
October	7,223	
November	8,657	
December	9,643	
January	10,672	
February	11,558	
March	13,040	
April	13,403	
May	13,402	
June	13,404	

QUALITY

	Quantity	Base Number	Contract	AT	Region	England
% of FP17s for the same patient ID Re-attending within 3 months - Children	83	1,285	6.5%	11.2%	10.8%	11.5%
% of FP17s for the same patient ID Re-attending within 3 months - Adults	406	3,097	13.1%	14.6%	15.2%	15.4%
% of FP17s for the same patient ID Re-attending between 3 & 9 months - Children	733	1,285	57.0%	59.3%	62.2%	59.7%
% of FP17s for the same patient ID Re-attending between 3 & 9 months - Adults	1,574	3,097	50.8%	49.7%	52.9%	51.7%
% of FP17s for Band 1 Urgent Courses	345	3,159	10.9%	10.0%	9.7%	9.2%
% of FP17s Relating to Free Repair or Replacements	2	3,159	0.1%	0.6%	0.6%	0.7%
% of FP17s Relating to Continuations	0	3,159	0.0%	0.5%	0.7%	0.8%
% of Patients satisfied with the dentistry they have received	3	3	N/A	91.6%	93.6%	93.5%
% of Patients satisfied with the time they had to wait for an appointment	2	3	N/A	83.7%	86.3%	87.4%

* This is based on patients treated on this contract for their most recent course of treatment.

Figures in italics indicate the base number of FP17s or Patient Questionnaire responses are less than 100. N/A is shown where the base number of responses is less than 10 during the period. % is calculated as Quantity/Base number*100

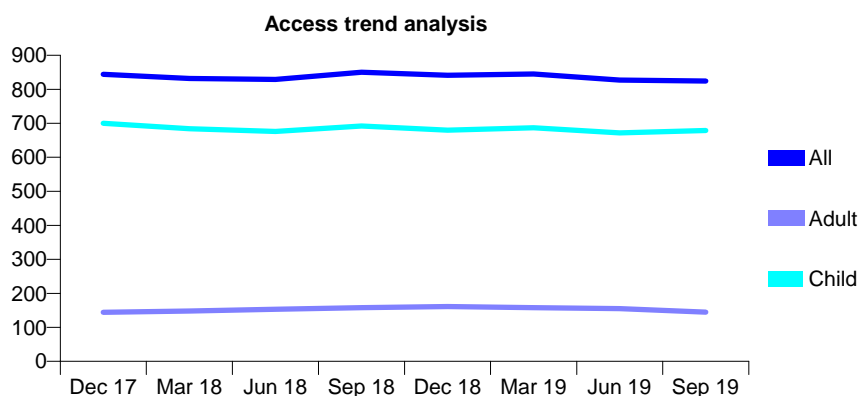
Q69 - Vital Signs At a Glance Contract Report for 905763/0001 - September 2019

Name or company name	MR HR PATEL
Contract type name	GDS Contract
Purpose of contract	General
Contract start date	01/04/2006
Contract end date	

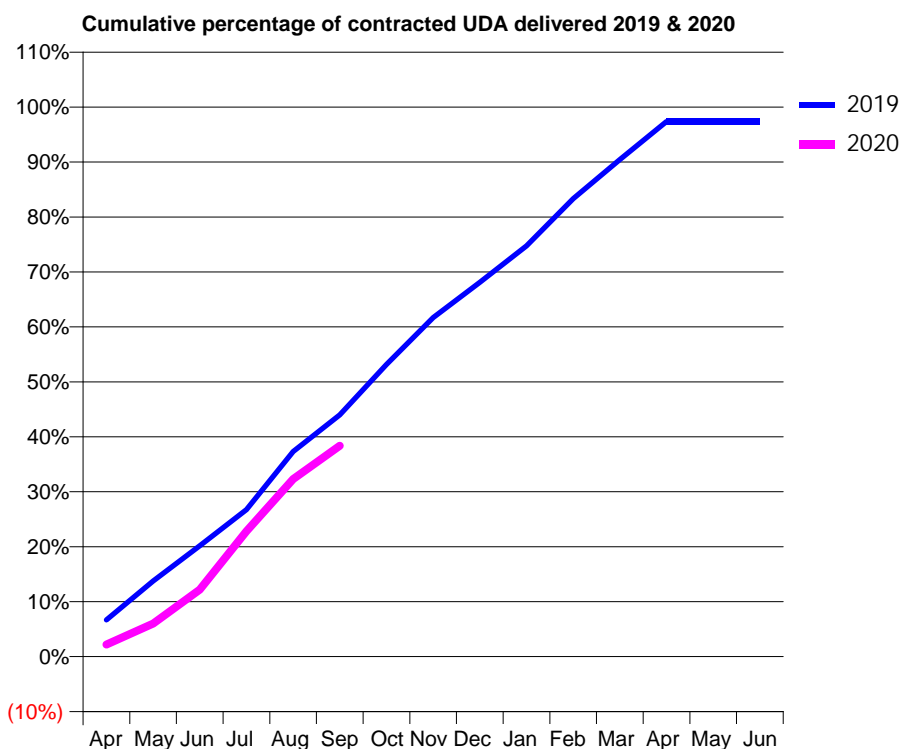
19/20 Contracted general activity (UDA)	2,000
Carry forward general activity (UDA)	52
19/20 Contracted orthodontic activity (UOA)	0
Carry forward orthodontic activity (UOA)	0
Baseline contract value	£46,113.92

ACCESS*

Patients seen in 24 months	Total	Change since previous quarter
Quarter ending September 2018	850	
Quarter ending December 2018	841	↓
Quarter ending March 2019	845	→
Quarter ending June 2019	827	↓
Quarter ending September 2019	824	→
Variance since September 2018	(3.1%)	↓



ACTIVITY



Month	Adjusted Scheduled Activity (UDA)	
	2019	2020
April	134	44
May	275	120
June	403	244
July	535	456
August	746	646
September	880	768
October	1,063	
November	1,234	
December	1,362	
January	1,495	
February	1,667	
March	1,808	
April	1,948	
May	1,948	
June	1,948	

QUALITY

	Quantity	Base Number	Contract	AT	Region	England
% of FP17s for the same patient ID Re-attending within 3 months - Children	39	538	7.2%	11.2%	10.8%	11.5%
% of FP17s for the same patient ID Re-attending within 3 months - Adults	10	63	15.9%	14.6%	15.2%	15.4%
% of FP17s for the same patient ID Re-attending between 3 & 9 months - Children	352	538	65.4%	59.3%	62.2%	59.7%
% of FP17s for the same patient ID Re-attending between 3 & 9 months - Adults	39	63	61.9%	49.7%	52.9%	51.7%
% of FP17s for Band 1 Urgent Courses	23	538	4.3%	10.0%	9.7%	9.2%
% of FP17s Relating to Free Repair or Replacements	0	538	0.0%	0.6%	0.6%	0.7%
% of FP17s Relating to Continuations	0	538	0.0%	0.5%	0.7%	0.8%
% of Patients satisfied with the dentistry they have received	0	0	N/A	91.6%	93.6%	93.5%
% of Patients satisfied with the time they had to wait for an appointment	0	0	N/A	83.7%	86.3%	87.4%

* This is based on patients treated on this contract for their most recent course of treatment. Figures in italics indicate the base number of FP17s or Patient Questionnaire responses are less than 100. N/A is shown where the base number of responses is less than 10 during the period. % is calculated as Quantity/Base number*100

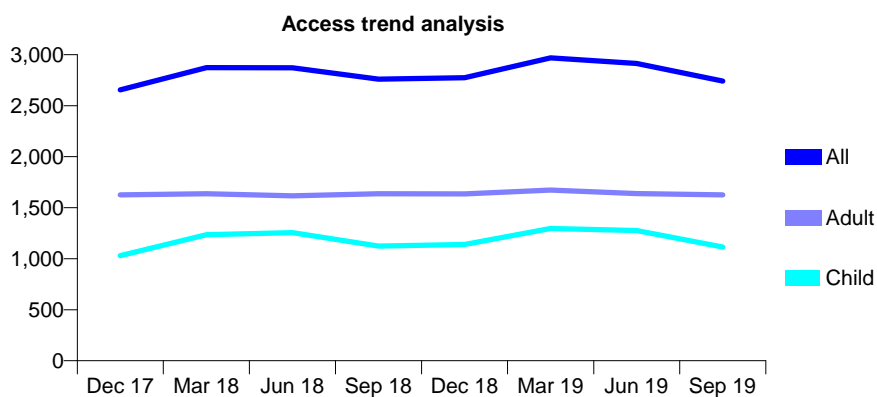
Q69 - Vital Signs At a Glance Contract Report for 905860/0004 - September 2019

Name or company name	MR A MAKHANI
Contract type name	GDS Contract
Purpose of contract	General
Contract start date	01/04/2006
Contract end date	

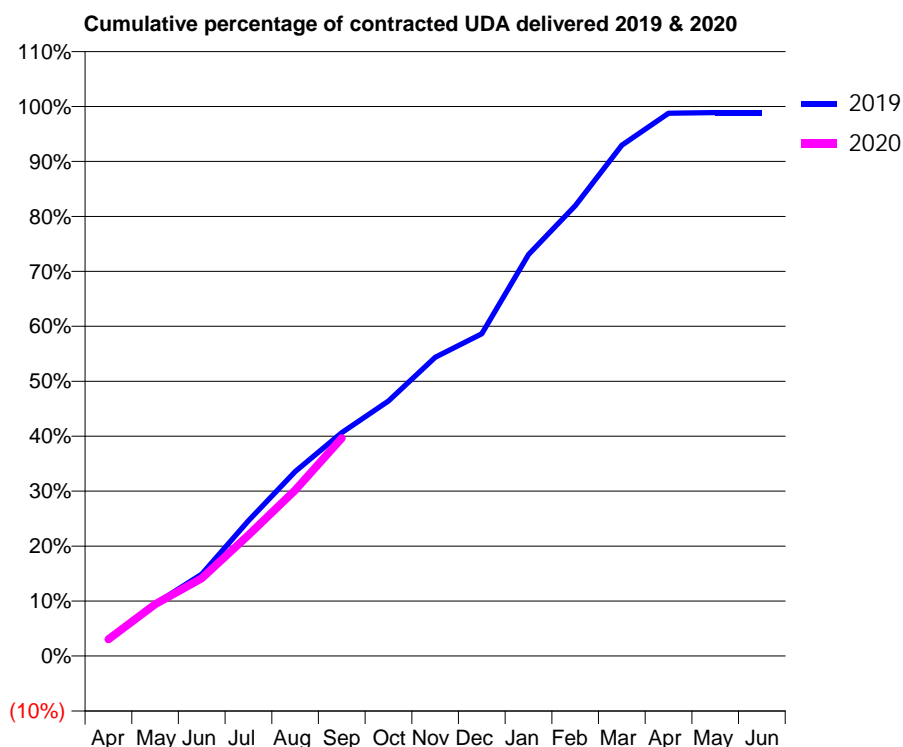
19/20 Contracted general activity (UDA)	6,297
Carry forward general activity (UDA)	74
19/20 Contracted orthodontic activity (UOA)	0
Carry forward orthodontic activity (UOA)	0
Baseline contract value	£159,519.64

ACCESS*

Patients seen in 24 months	Total	Change since previous quarter
Quarter ending September 2018	2,760	
Quarter ending December 2018	2,775	→
Quarter ending March 2019	2,968	↑
Quarter ending June 2019	2,915	↓
Quarter ending September 2019	2,740	↓
Variance since September 2018	(0.7%)	→



ACTIVITY



Month	Adjusted Scheduled Activity (UDA)	
	2019	2020
April	210	192
May	628	593
June	984	891
July	1,627	1,386
August	2,220	1,902
September	2,687	2,496
October	3,069	
November	3,595	
December	3,877	
January	4,831	
February	5,418	
March	6,144	
April	6,529	
May	6,537	
June	6,537	

QUALITY

	Quantity	Base Number	Contract	AT	Region	England
% of FP17s for the same patient ID Re-attending within 3 months - Children	79	736	10.7%	11.2%	10.8%	11.5%
% of FP17s for the same patient ID Re-attending within 3 months - Adults	145	859	16.9%	14.6%	15.2%	15.4%
% of FP17s for the same patient ID Re-attending between 3 & 9 months - Children	408	736	55.4%	59.3%	62.2%	59.7%
% of FP17s for the same patient ID Re-attending between 3 & 9 months - Adults	359	859	41.8%	49.7%	52.9%	51.7%
% of FP17s for Band 1 Urgent Courses	151	1,402	10.8%	10.0%	9.7%	9.2%
% of FP17s Relating to Free Repair or Replacements	5	1,402	0.4%	0.6%	0.6%	0.7%
% of FP17s Relating to Continuations	1	1,402	0.1%	0.5%	0.7%	0.8%
% of Patients satisfied with the dentistry they have received	1	1	N/A	91.6%	93.6%	93.5%
% of Patients satisfied with the time they had to wait for an appointment	0	1	N/A	83.7%	86.3%	87.4%

* This is based on patients treated on this contract for their most recent course of treatment. Figures in italics indicate the base number of FP17s or Patient Questionnaire responses are less than 100. N/A is shown where the base number of responses is less than 10 during the period. % is calculated as Quantity/Base number*100

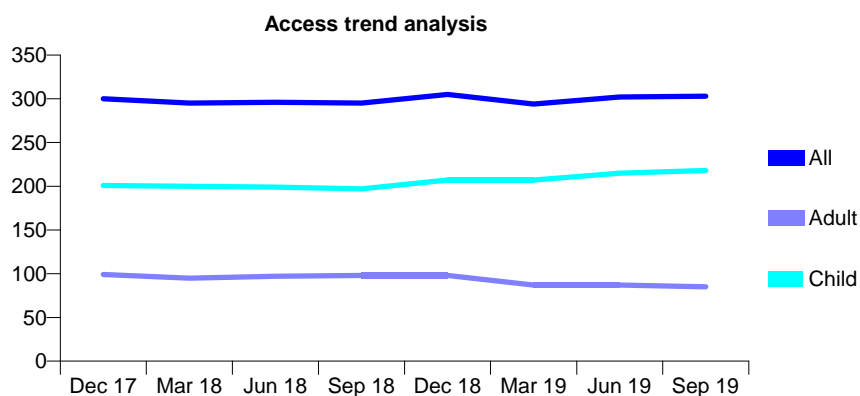
Q69 - Vital Signs At a Glance Contract Report for 911658/0001 - September 2019

Name or company name	Portman Maidenhead Partnership
Contract type name	GDS Contract
Purpose of contract	General
Contract start date	01/04/2006
Contract end date	

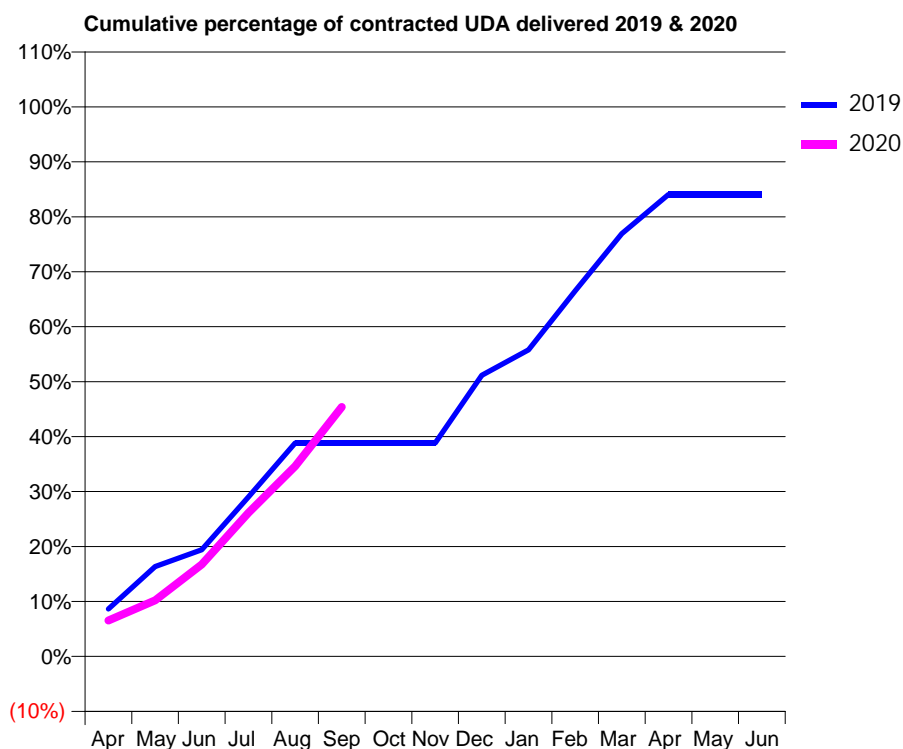
19/20 Contracted general activity (UDA)	520
Carry forward general activity (UDA)	0
19/20 Contracted orthodontic activity (UOA)	0
Carry forward orthodontic activity (UOA)	0
Baseline contract value	£12,364.69

ACCESS*

Patients seen in 24 months	Total	Change since previous quarter
Quarter ending September 2018	295	
Quarter ending December 2018	305	↑
Quarter ending March 2019	294	↓
Quarter ending June 2019	302	↑
Quarter ending September 2019	303	→
Variance since September 2018	2.7%	↑



ACTIVITY



Month	2019	2020
April	45	34
May	85	53
June	101	87
July	151	136
August	202	180
September	202	236
October	202	
November	202	
December	266	
January	290	
February	346	
March	400	
April	437	
May	437	
June	437	

QUALITY

	Quantity	Base Number	Contract	AT	Region	England
% of FP17s for the same patient ID Re-attending within 3 months - Children	10	155	6.5%	11.2%	10.8%	11.5%
% of FP17s for the same patient ID Re-attending within 3 months - Adults	1	41	2.4%	14.6%	15.2%	15.4%
% of FP17s for the same patient ID Re-attending between 3 & 9 months - Children	77	155	49.7%	59.3%	62.2%	59.7%
% of FP17s for the same patient ID Re-attending between 3 & 9 months - Adults	16	41	39.0%	49.7%	52.9%	51.7%
% of FP17s for Band 1 Urgent Courses	0	180	0.0%	10.0%	9.7%	9.2%
% of FP17s Relating to Free Repair or Replacements	0	180	0.0%	0.6%	0.6%	0.7%
% of FP17s Relating to Continuations	0	180	0.0%	0.5%	0.7%	0.8%
% of Patients satisfied with the dentistry they have received	1	1	N/A	91.6%	93.6%	93.5%
% of Patients satisfied with the time they had to wait for an appointment	1	1	N/A	83.7%	86.3%	87.4%

* This is based on patients treated on this contract for their most recent course of treatment. Figures in italics indicate the base number of FP17s or Patient Questionnaire responses are less than 100. N/A is shown where the base number of responses is less than 10 during the period. % is calculated as Quantity/Base number*100

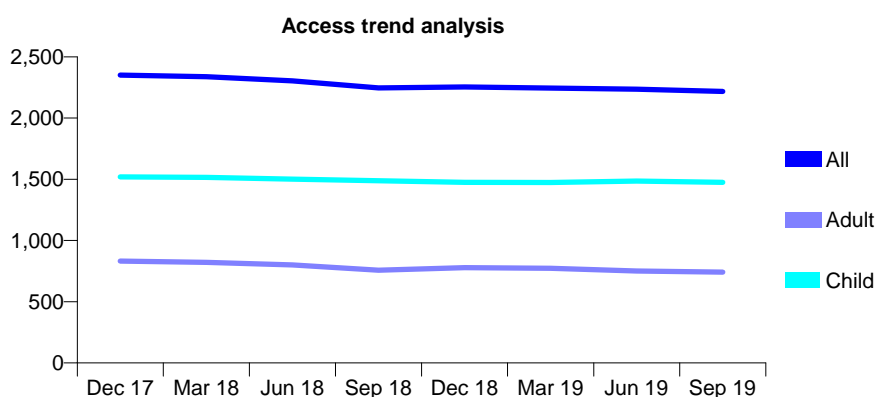
Q69 - Vital Signs At a Glance Contract Report for 912344/0001 - September 2019

Name or company name	MISS LE DAVIES
Contract type name	GDS Contract
Purpose of contract	General
Contract start date	01/04/2006
Contract end date	

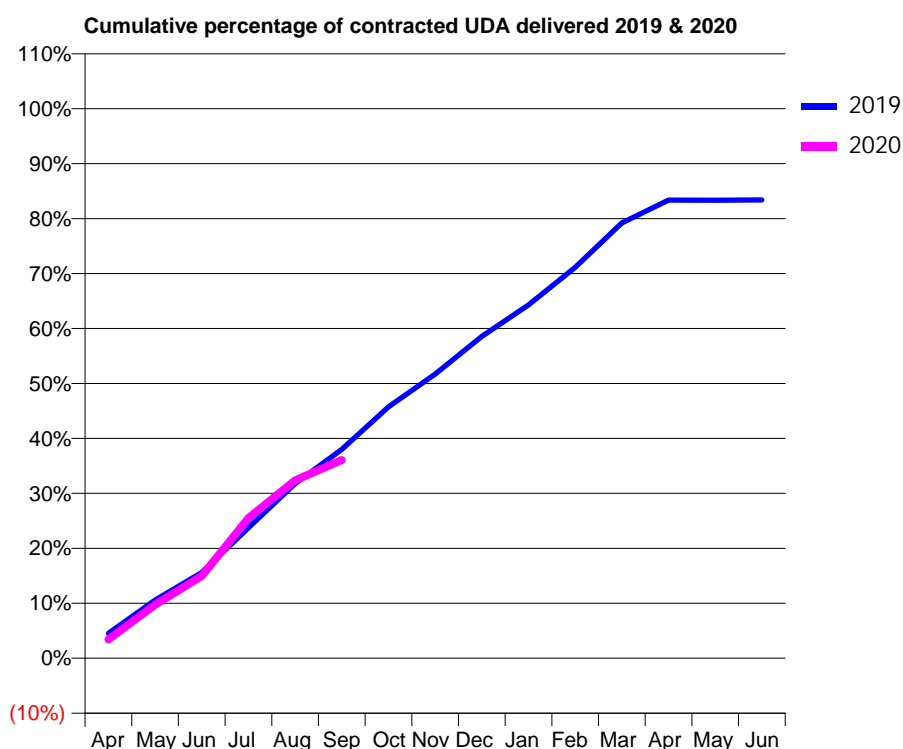
19/20 Contracted general activity (UDA)	5,439
Carry forward general activity (UDA)	0
19/20 Contracted orthodontic activity (UOA)	0
Carry forward orthodontic activity (UOA)	0
Baseline contract value	£116,170.81

ACCESS*

Patients seen in 24 months	Total	Change since previous quarter
Quarter ending September 2018	2,247	
Quarter ending December 2018	2,254	→
Quarter ending March 2019	2,246	→
Quarter ending June 2019	2,236	→
Quarter ending September 2019	2,217	→
Variance since September 2018	(1.3%)	↓



ACTIVITY



Month	2019	2020
April	246	187
May	576	529
June	848	814
July	1,291	1,387
August	1,729	1,762
September	2,067	1,962
October	2,487	
November	2,812	
December	3,184	
January	3,497	
February	3,869	
March	4,308	
April	4,534	
May	4,532	
June	4,536	

QUALITY

	Quantity	Base Number	Contract	AT	Region	England
% of FP17s for the same patient ID Re-attending within 3 months - Children	77	834	9.2%	11.2%	10.8%	11.5%
% of FP17s for the same patient ID Re-attending within 3 months - Adults	110	402	27.4%	14.6%	15.2%	15.4%
% of FP17s for the same patient ID Re-attending between 3 & 9 months - Children	325	834	39.0%	59.3%	62.2%	59.7%
% of FP17s for the same patient ID Re-attending between 3 & 9 months - Adults	126	402	31.3%	49.7%	52.9%	51.7%
% of FP17s for Band 1 Urgent Courses	103	1,125	9.2%	10.0%	9.7%	9.2%
% of FP17s Relating to Free Repair or Replacements	0	1,125	0.0%	0.6%	0.6%	0.7%
% of FP17s Relating to Continuations	0	1,125	0.0%	0.5%	0.7%	0.8%
% of Patients satisfied with the dentistry they have received	0	0	N/A	91.6%	93.6%	93.5%
% of Patients satisfied with the time they had to wait for an appointment	0	0	N/A	83.7%	86.3%	87.4%

* This is based on patients treated on this contract for their most recent course of treatment.

Figures in italics indicate the base number of FP17s or Patient Questionnaire responses are less than 100. N/A is shown where the base number of responses is less than 10 during the period. % is calculated as Quantity/Base number*100

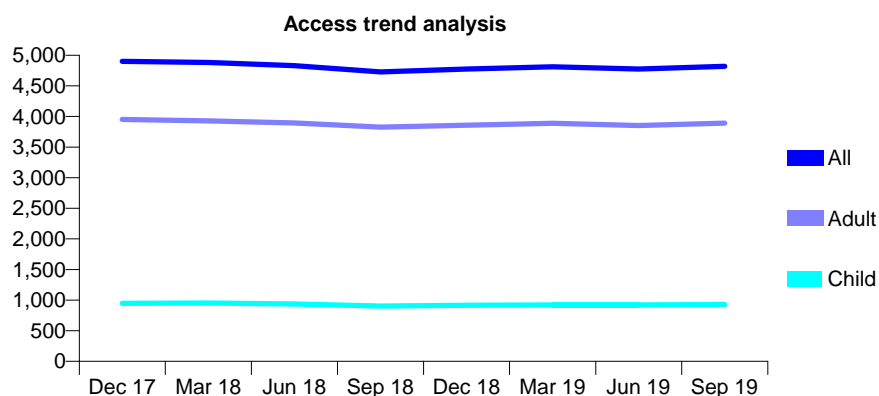
Q69 - Vital Signs At a Glance Contract Report for 915211/0001 - September 2019

Name or company name	MISS A CHANDARIA
Contract type name	GDS Contract
Purpose of contract	General
Contract start date	01/04/2006
Contract end date	

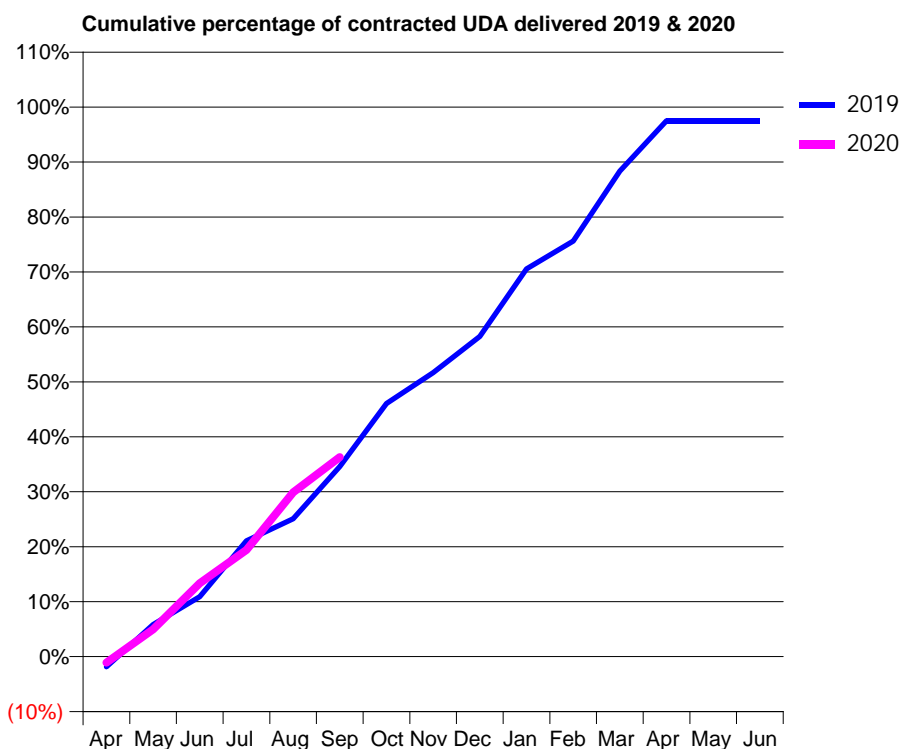
19/20 Contracted general activity (UDA)	12,723
Carry forward general activity (UDA)	320
19/20 Contracted orthodontic activity (UOA)	0
Carry forward orthodontic activity (UOA)	0
Baseline contract value	£310,430.35

ACCESS*

Patients seen in 24 months	Total	Change since previous quarter
Quarter ending September 2018	4,729	
Quarter ending December 2018	4,774	→
Quarter ending March 2019	4,812	→
Quarter ending June 2019	4,774	→
Quarter ending September 2019	4,821	→
Variance since September 2018	1.9%	→



ACTIVITY



Month	Adjusted Scheduled Activity (UDA)	
	2019	2020
April	-243	-139
May	750	630
June	1,403	1,699
July	2,715	2,471
August	3,231	3,801
September	4,453	4,619
October	5,927	
November	6,653	
December	7,498	
January	9,084	
February	9,731	
March	11,374	
April	12,553	
May	12,553	
June	12,553	

QUALITY

	Quantity	Base Number	Contract	AT	Region	England
% of FP17s for the same patient ID Re-attending within 3 months - Children	36	580	6.2%	11.2%	10.8%	11.5%
% of FP17s for the same patient ID Re-attending within 3 months - Adults	232	2,486	9.3%	14.6%	15.2%	15.4%
% of FP17s for the same patient ID Re-attending between 3 & 9 months - Children	279	580	48.1%	59.3%	62.2%	59.7%
% of FP17s for the same patient ID Re-attending between 3 & 9 months - Adults	1,392	2,486	56.0%	49.7%	52.9%	51.7%
% of FP17s for Band 1 Urgent Courses	223	2,567	8.7%	10.0%	9.7%	9.2%
% of FP17s Relating to Free Repair or Replacements	5	2,567	0.2%	0.6%	0.6%	0.7%
% of FP17s Relating to Continuations	7	2,567	0.3%	0.5%	0.7%	0.8%
% of Patients satisfied with the dentistry they have received	3	3	N/A	91.6%	93.6%	93.5%
% of Patients satisfied with the time they had to wait for an appointment	3	3	N/A	83.7%	86.3%	87.4%

* This is based on patients treated on this contract for their most recent course of treatment. Figures in italics indicate the base number of FP17s or Patient Questionnaire responses are less than 100. N/A is shown where the base number of responses is less than 10 during the period. % is calculated as Quantity/Base number*100

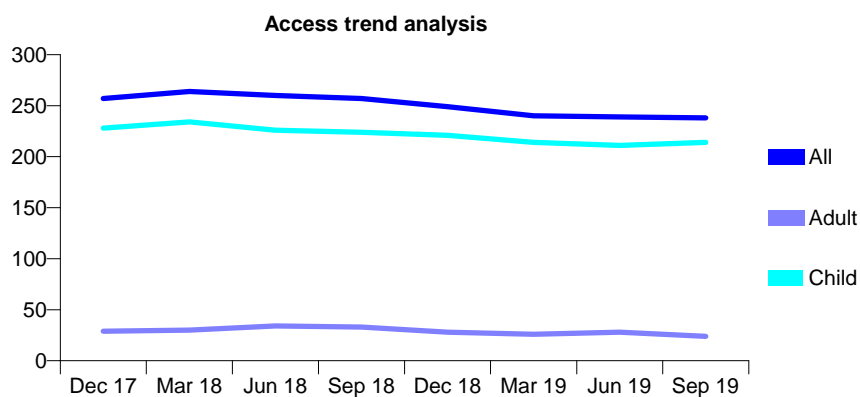
Q69 - Vital Signs At a Glance Contract Report for 915564/0001 - September 2019

Name or company name	MR JM PATEL
Contract type name	GDS Contract
Purpose of contract	General
Contract start date	01/04/2006
Contract end date	

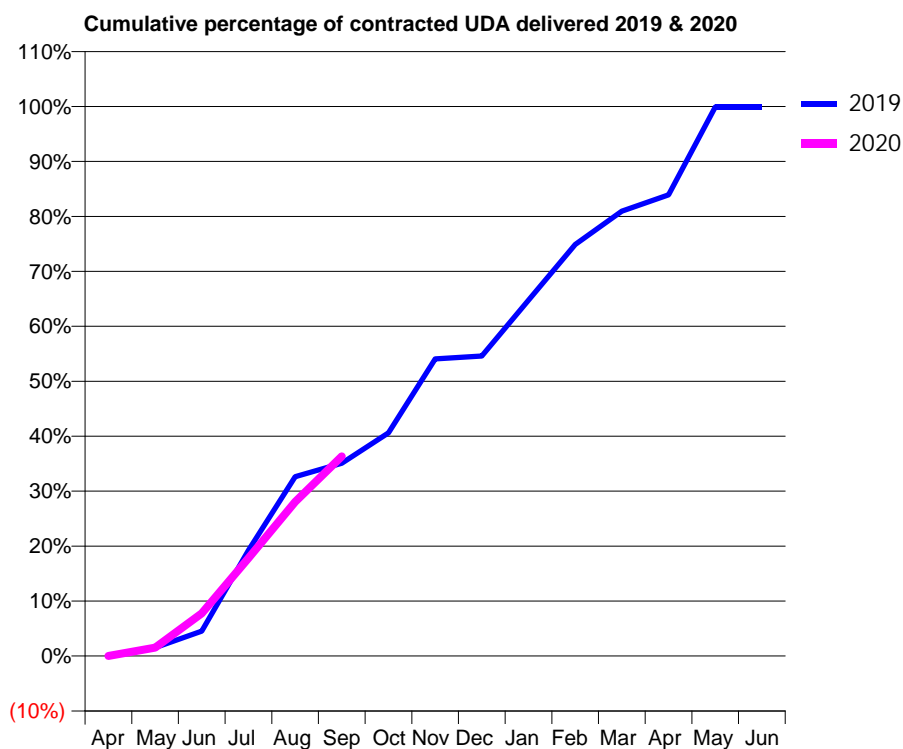
19/20 Contracted general activity (UDA)	580
Carry forward general activity (UDA)	0
19/20 Contracted orthodontic activity (UOA)	0
Carry forward orthodontic activity (UOA)	0
Baseline contract value	£11,486.51

ACCESS*

Patients seen in 24 months	Total	Change since previous quarter
Quarter ending September 2018	257	
Quarter ending December 2018	249	↓
Quarter ending March 2019	240	↓
Quarter ending June 2019	239	→
Quarter ending September 2019	238	→
Variance since September 2018	(7.4%)	↓



ACTIVITY



Month	Adjusted Scheduled Activity (UDA)	
	2019	2020
April	0	0
May	9	9
June	26	45
July	112	103
August	189	163
September	203	211
October	236	
November	314	
December	317	
January	376	
February	434	
March	469	
April	487	
May	579	
June	579	

QUALITY

	Quantity	Base Number	Contract	AT	Region	England
% of FP17s for the same patient ID Re-attending within 3 months - Children	6	206	2.9%	11.2%	10.8%	11.5%
% of FP17s for the same patient ID Re-attending within 3 months - Adults	0	0	N/A	14.6%	15.2%	15.4%
% of FP17s for the same patient ID Re-attending between 3 & 9 months - Children	160	206	77.7%	59.3%	62.2%	59.7%
% of FP17s for the same patient ID Re-attending between 3 & 9 months - Adults	0	0	N/A	49.7%	52.9%	51.7%
% of FP17s for Band 1 Urgent Courses	4	141	2.8%	10.0%	9.7%	9.2%
% of FP17s Relating to Free Repair or Replacements	0	141	0.0%	0.6%	0.6%	0.7%
% of FP17s Relating to Continuations	0	141	0.0%	0.5%	0.7%	0.8%
% of Patients satisfied with the dentistry they have received	0	0	N/A	91.6%	93.6%	93.5%
% of Patients satisfied with the time they had to wait for an appointment	0	0	N/A	83.7%	86.3%	87.4%

* This is based on patients treated on this contract for their most recent course of treatment. Figures in italics indicate the base number of FP17s or Patient Questionnaire responses are less than 100. N/A is shown where the base number of responses is less than 10 during the period. % is calculated as Quantity/Base number*100

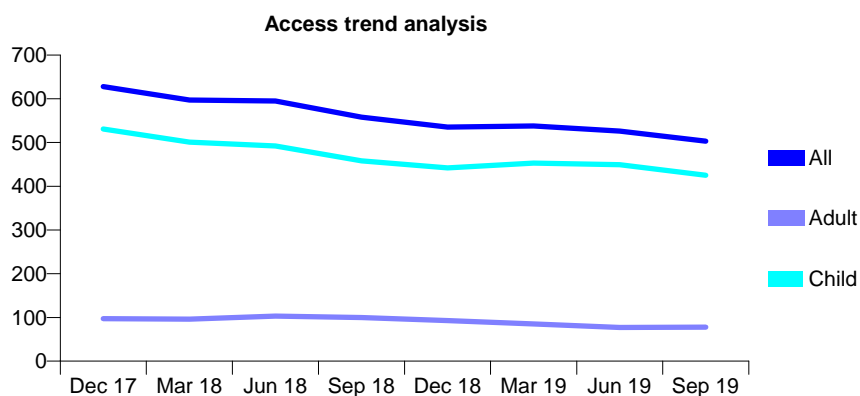
Q69 - Vital Signs At a Glance Contract Report for 916439/0001 - September 2019

Name or company name	MR A SYED
Contract type name	GDS Contract
Purpose of contract	General
Contract start date	01/04/2006
Contract end date	

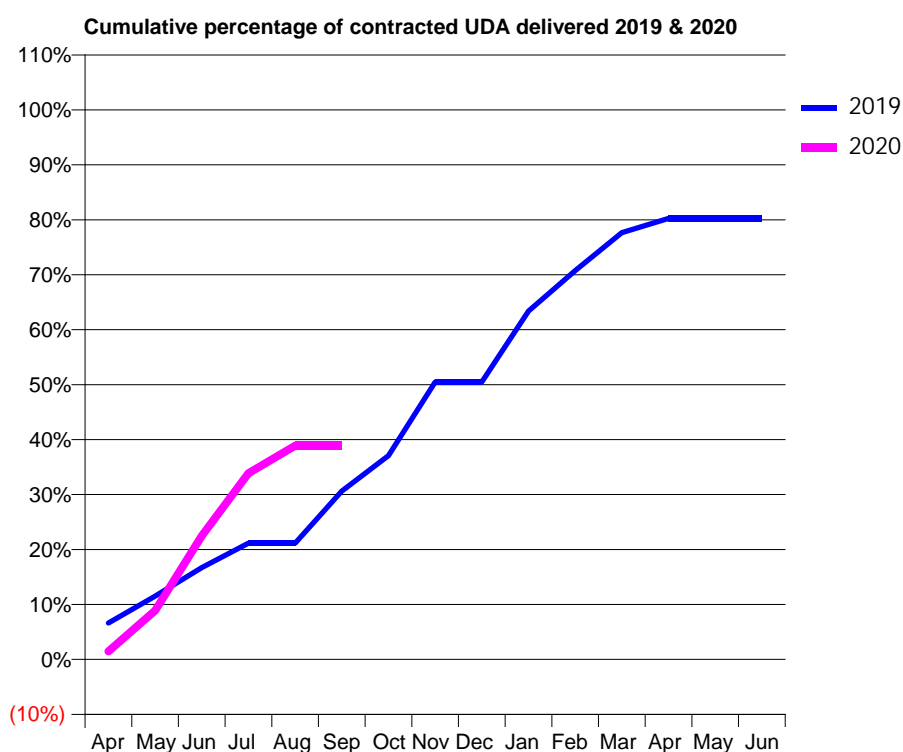
19/20 Contracted general activity (UDA)	700
Carry forward general activity (UDA)	0
19/20 Contracted orthodontic activity (UOA)	0
Carry forward orthodontic activity (UOA)	0
Baseline contract value	£16,313.06

ACCESS*

Patients seen in 24 months	Total	Change since previous quarter
Quarter ending September 2018	558	
Quarter ending December 2018	535	↓
Quarter ending March 2019	538	→
Quarter ending June 2019	526	↓
Quarter ending September 2019	503	↓
Variance since September 2018	(9.9%)	↓



ACTIVITY



Month	2019	2020
April	64	10
May	111	62
June	161	157
July	204	237
August	204	272
September	295	272
October	357	
November	486	
December	486	
January	610	
February	681	
March	748	
April	773	
May	773	
June	773	

QUALITY

	Quantity	Base Number	Contract	AT	Region	England
% of FP17s for the same patient ID Re-attending within 3 months - Children	12	229	5.2%	11.2%	10.8%	11.5%
% of FP17s for the same patient ID Re-attending within 3 months - Adults	1	14	7.1%	14.6%	15.2%	15.4%
% of FP17s for the same patient ID Re-attending between 3 & 9 months - Children	126	229	55.0%	59.3%	62.2%	59.7%
% of FP17s for the same patient ID Re-attending between 3 & 9 months - Adults	7	14	50.0%	49.7%	52.9%	51.7%
% of FP17s for Band 1 Urgent Courses	1	224	0.4%	10.0%	9.7%	9.2%
% of FP17s Relating to Free Repair or Replacements	0	224	0.0%	0.6%	0.6%	0.7%
% of FP17s Relating to Continuations	0	224	0.0%	0.5%	0.7%	0.8%
% of Patients satisfied with the dentistry they have received	0	0	N/A	91.6%	93.6%	93.5%
% of Patients satisfied with the time they had to wait for an appointment	0	0	N/A	83.7%	86.3%	87.4%

* This is based on patients treated on this contract for their most recent course of treatment. Figures in italics indicate the base number of FP17s or Patient Questionnaire responses are less than 100. N/A is shown where the base number of responses is less than 10 during the period. % is calculated as Quantity/Base number*100

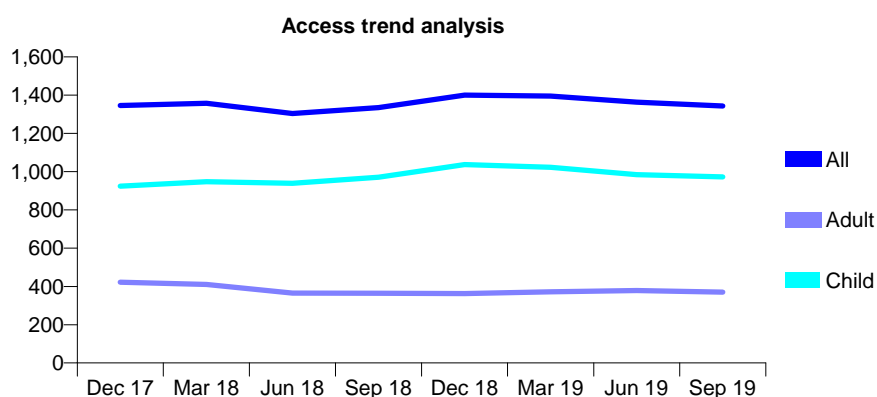
Q69 - Vital Signs At a Glance Contract Report for 917044/0001 - September 2019

Name or company name	MISS M KHANNA
Contract type name	GDS Contract
Purpose of contract	General
Contract start date	01/04/2006
Contract end date	

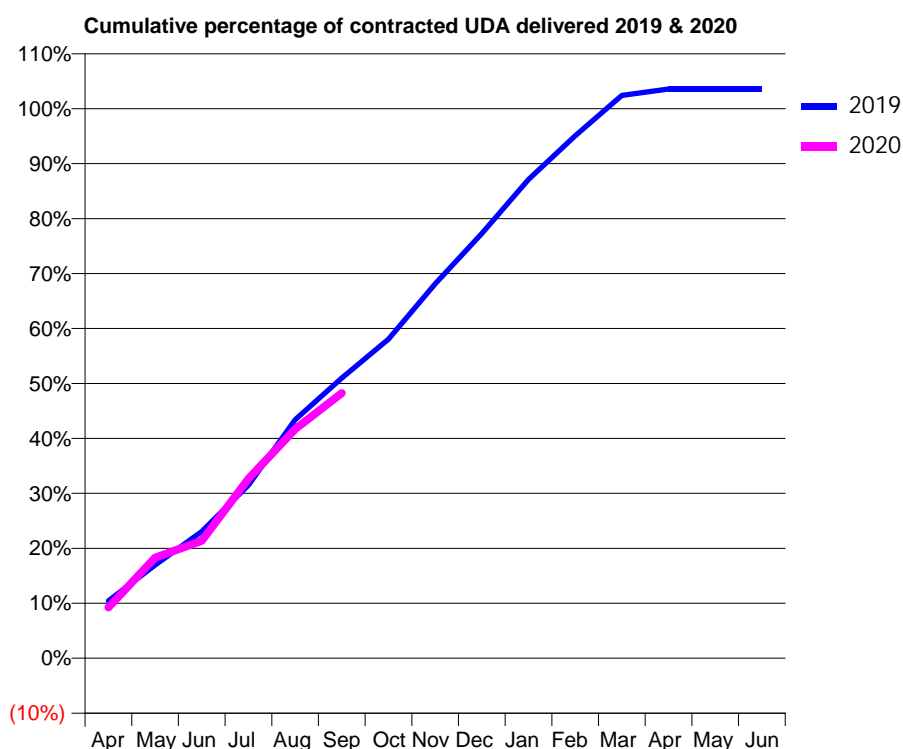
19/20 Contracted general activity (UDA)	3,000
Carry forward general activity (UDA)	-63
19/20 Contracted orthodontic activity (UOA)	0
Carry forward orthodontic activity (UOA)	0
Baseline contract value	£65,122.14

ACCESS*

Patients seen in 24 months	Total	Change since previous quarter
Quarter ending September 2018	1,335	
Quarter ending December 2018	1,400	↑
Quarter ending March 2019	1,395	→
Quarter ending June 2019	1,363	↓
Quarter ending September 2019	1,343	↓
Variance since September 2018	0.6%	→



ACTIVITY



Month	2019	2020
April	329	278
May	534	549
June	726	641
July	992	980
August	1,367	1,250
September	1,606	1,448
October	1,829	
November	2,146	
December	2,435	
January	2,744	
February	2,994	
March	3,226	
April	3,263	
May	3,263	
June	3,263	

QUALITY

	Quantity	Base Number	Contract	AT	Region	England
% of FP17s for the same patient ID Re-attending within 3 months - Children	45	679	6.6%	11.2%	10.8%	11.5%
% of FP17s for the same patient ID Re-attending within 3 months - Adults	19	166	11.4%	14.6%	15.2%	15.4%
% of FP17s for the same patient ID Re-attending between 3 & 9 months - Children	390	679	57.4%	59.3%	62.2%	59.7%
% of FP17s for the same patient ID Re-attending between 3 & 9 months - Adults	55	166	33.1%	49.7%	52.9%	51.7%
% of FP17s for Band 1 Urgent Courses	24	833	2.9%	10.0%	9.7%	9.2%
% of FP17s Relating to Free Repair or Replacements	1	833	0.1%	0.6%	0.6%	0.7%
% of FP17s Relating to Continuations	14	833	1.7%	0.5%	0.7%	0.8%
% of Patients satisfied with the dentistry they have received	1	1	N/A	91.6%	93.6%	93.5%
% of Patients satisfied with the time they had to wait for an appointment	1	1	N/A	83.7%	86.3%	87.4%

* This is based on patients treated on this contract for their most recent course of treatment. Figures in italics indicate the base number of FP17s or Patient Questionnaire responses are less than 100. N/A is shown where the base number of responses is less than 10 during the period. % is calculated as Quantity/Base number*100

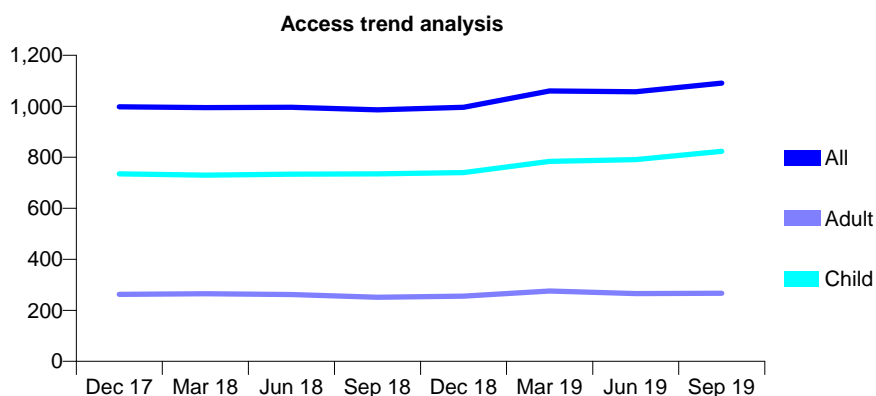
Q69 - Vital Signs At a Glance Contract Report for 919306/0001 - September 2019

Name or company name	20/20 Dental Practice Limited
Contract type name	GDS Contract
Purpose of contract	General
Contract start date	01/04/2006
Contract end date	

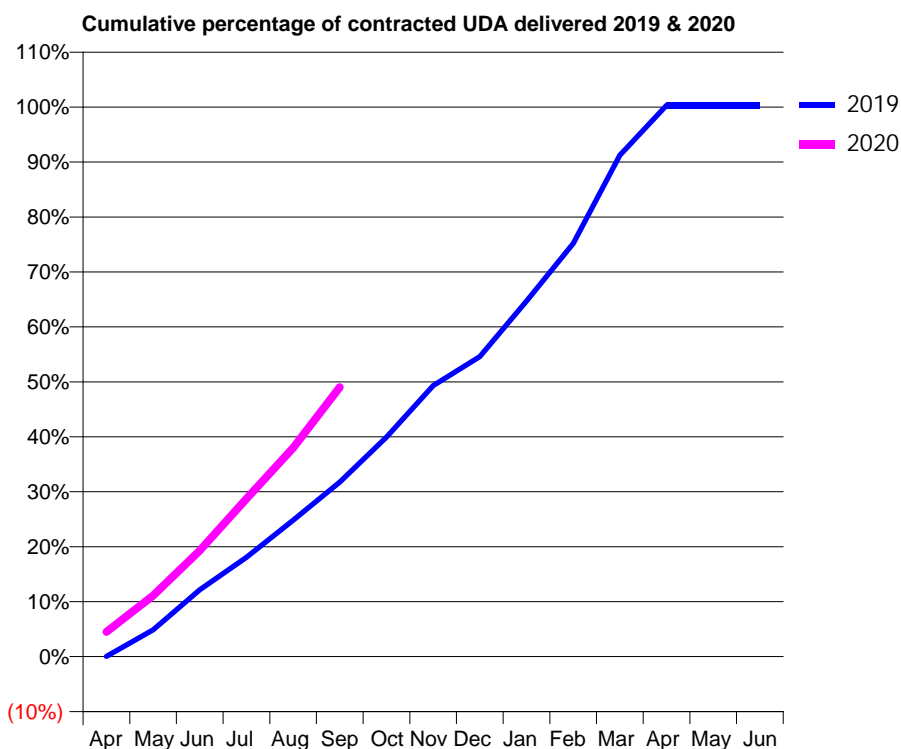
19/20 Contracted general activity (UDA)	3,200
Carry forward general activity (UDA)	-9
19/20 Contracted orthodontic activity (UOA)	0
Carry forward orthodontic activity (UOA)	0
Baseline contract value	£76,108.71

ACCESS*

Patients seen in 24 months	Total	Change since previous quarter
Quarter ending September 2018	986	
Quarter ending December 2018	996	→
Quarter ending March 2019	1,060	↑
Quarter ending June 2019	1,057	→
Quarter ending September 2019	1,091	↑
Variance since September 2018	10.6%	↑



ACTIVITY



Month	Adjusted Scheduled Activity (UDA)	
	2019	2020
April	2	144
May	157	355
June	389	617
July	578	920
August	795	1,216
September	1,016	1,569
October	1,279	
November	1,578	
December	1,747	
January	2,071	
February	2,406	
March	2,920	
April	3,210	
May	3,210	
June	3,210	

QUALITY

	Quantity	Base Number	Contract	AT	Region	England
% of FP17s for the same patient ID Re-attending within 3 months - Children	104	748	13.9%	11.2%	10.8%	11.5%
% of FP17s for the same patient ID Re-attending within 3 months - Adults	45	170	26.5%	14.6%	15.2%	15.4%
% of FP17s for the same patient ID Re-attending between 3 & 9 months - Children	479	748	64.0%	59.3%	62.2%	59.7%
% of FP17s for the same patient ID Re-attending between 3 & 9 months - Adults	89	170	52.4%	49.7%	52.9%	51.7%
% of FP17s for Band 1 Urgent Courses	50	812	6.2%	10.0%	9.7%	9.2%
% of FP17s Relating to Free Repair or Replacements	0	812	0.0%	0.6%	0.6%	0.7%
% of FP17s Relating to Continuations	3	812	0.4%	0.5%	0.7%	0.8%
% of Patients satisfied with the dentistry they have received	0	0	N/A	91.6%	93.6%	93.5%
% of Patients satisfied with the time they had to wait for an appointment	0	0	N/A	83.7%	86.3%	87.4%

* This is based on patients treated on this contract for their most recent course of treatment. Figures in italics indicate the base number of FP17s or Patient Questionnaire responses are less than 100. N/A is shown where the base number of responses is less than 10 during the period. % is calculated as Quantity/Base number*100

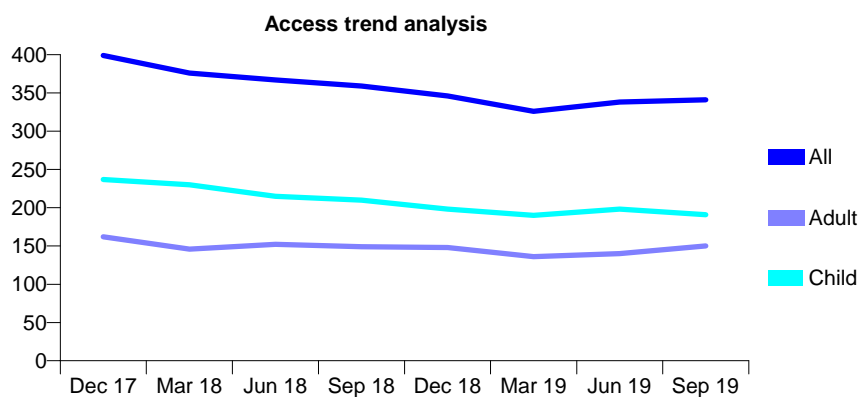
Q69 - Vital Signs At a Glance Contract Report for 920525/0001 - September 2019

Name or company name	The HW Dental Centre
Contract type name	GDS Contract
Purpose of contract	General
Contract start date	01/04/2006
Contract end date	

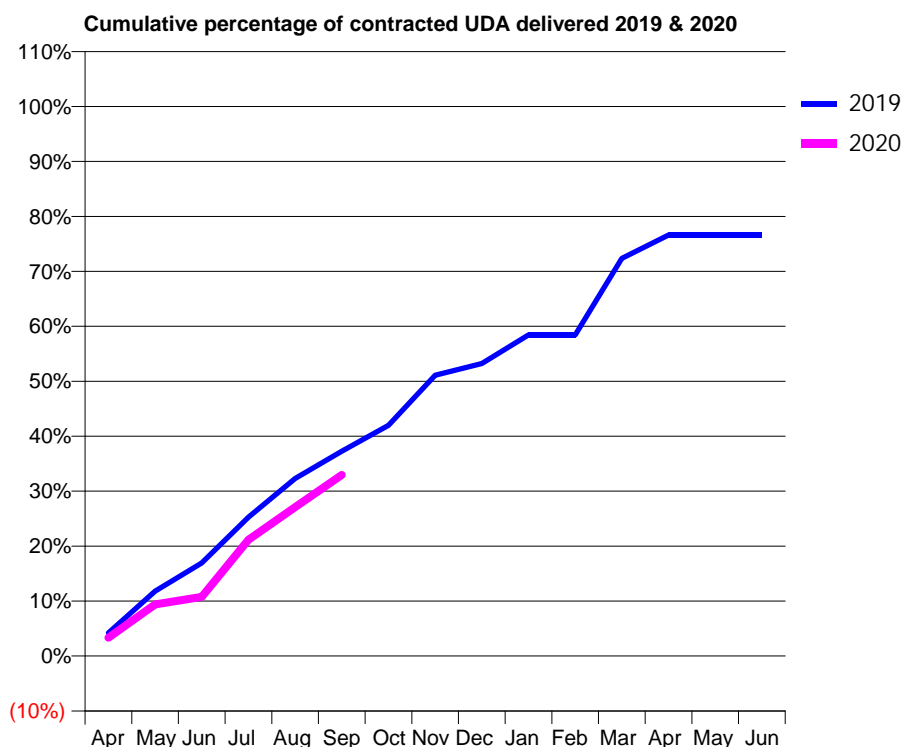
19/20 Contracted general activity (UDA)	1,635
Carry forward general activity (UDA)	0
19/20 Contracted orthodontic activity (UOA)	0
Carry forward orthodontic activity (UOA)	0
Baseline contract value	£40,420.67

ACCESS*

Patients seen in 24 months	Total	Change since previous quarter
Quarter ending September 2018	359	
Quarter ending December 2018	346	↓
Quarter ending March 2019	326	↓
Quarter ending June 2019	338	↑
Quarter ending September 2019	341	→
Variance since September 2018	(5.0%)	↓



ACTIVITY



Month	Adjusted Scheduled Activity (UDA)	
	2019	2020
April	69	54
May	193	154
June	277	176
July	413	346
August	528	443
September	609	539
October	686	
November	835	
December	870	
January	955	
February	955	
March	1,183	
April	1,252	
May	1,252	
June	1,252	

QUALITY

	Quantity	Base Number	Contract	AT	Region	England
% of FP17s for the same patient ID Re-attending within 3 months - Children	6	127	4.7%	11.2%	10.8%	11.5%
% of FP17s for the same patient ID Re-attending within 3 months - Adults	14	80	17.5%	14.6%	15.2%	15.4%
% of FP17s for the same patient ID Re-attending between 3 & 9 months - Children	49	127	38.6%	59.3%	62.2%	59.7%
% of FP17s for the same patient ID Re-attending between 3 & 9 months - Adults	34	80	42.5%	49.7%	52.9%	51.7%
% of FP17s for Band 1 Urgent Courses	15	192	7.8%	10.0%	9.7%	9.2%
% of FP17s Relating to Free Repair or Replacements	0	192	0.0%	0.6%	0.6%	0.7%
% of FP17s Relating to Continuations	0	192	0.0%	0.5%	0.7%	0.8%
% of Patients satisfied with the dentistry they have received	0	0	N/A	91.6%	93.6%	93.5%
% of Patients satisfied with the time they had to wait for an appointment	0	0	N/A	83.7%	86.3%	87.4%

* This is based on patients treated on this contract for their most recent course of treatment. Figures in italics indicate the base number of FP17s or Patient Questionnaire responses are less than 100. N/A is shown where the base number of responses is less than 10 during the period. % is calculated as Quantity/Base number*100

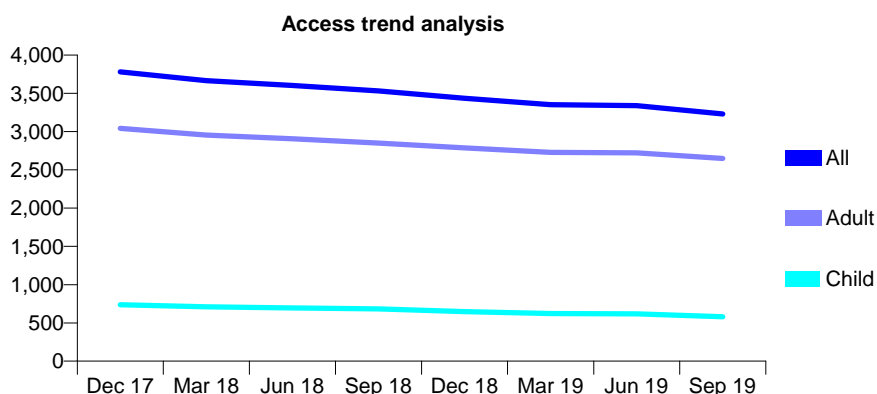
Q69 - Vital Signs At a Glance Contract Report for 920592/0001 - September 2019

Name or company name	MR AJ CROSBIE
Contract type name	GDS Contract
Purpose of contract	General
Contract start date	01/02/2009
Contract end date	

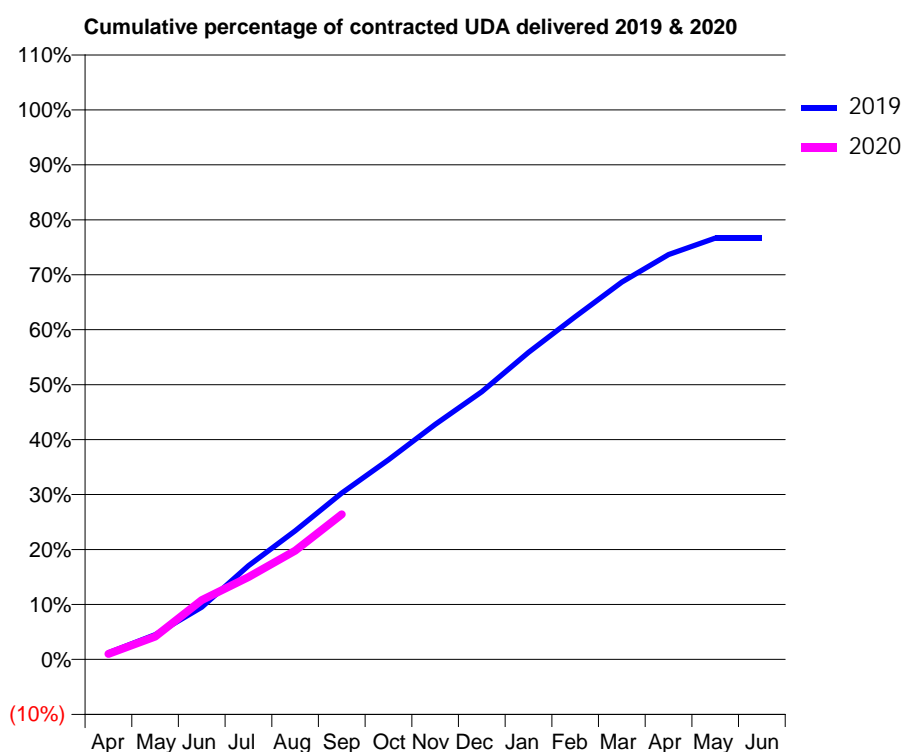
19/20 Contracted general activity (UDA)	10,001
Carry forward general activity (UDA)	0
19/20 Contracted orthodontic activity (UOA)	0
Carry forward orthodontic activity (UOA)	0
Baseline contract value	£241,388.52

ACCESS*

Patients seen in 24 months	Total	Change since previous quarter
Quarter ending September 2018	3,532	
Quarter ending December 2018	3,435	↓
Quarter ending March 2019	3,352	↓
Quarter ending June 2019	3,339	→
Quarter ending September 2019	3,230	↓
Variance since September 2018	(8.6%)	↓



ACTIVITY



Month	2019	2020
April	120	101
May	451	416
June	952	1,078
July	1,704	1,499
August	2,340	1,980
September	3,027	2,640
October	3,635	
November	4,278	
December	4,871	
January	5,588	
February	6,236	
March	6,867	
April	7,367	
May	7,668	
June	7,668	

QUALITY

	Quantity	Base Number	Contract	AT	Region	England
% of FP17s for the same patient ID Re-attending within 3 months - Children	9	350	2.6%	11.2%	10.8%	11.5%
% of FP17s for the same patient ID Re-attending within 3 months - Adults	195	1,701	11.5%	14.6%	15.2%	15.4%
% of FP17s for the same patient ID Re-attending between 3 & 9 months - Children	218	350	62.3%	59.3%	62.2%	59.7%
% of FP17s for the same patient ID Re-attending between 3 & 9 months - Adults	1,042	1,701	61.3%	49.7%	52.9%	51.7%
% of FP17s for Band 1 Urgent Courses	93	1,539	6.0%	10.0%	9.7%	9.2%
% of FP17s Relating to Free Repair or Replacements	3	1,539	0.2%	0.6%	0.6%	0.7%
% of FP17s Relating to Continuations	5	1,539	0.3%	0.5%	0.7%	0.8%
% of Patients satisfied with the dentistry they have received	2	2	N/A	91.6%	93.6%	93.5%
% of Patients satisfied with the time they had to wait for an appointment	2	2	N/A	83.7%	86.3%	87.4%

* This is based on patients treated on this contract for their most recent course of treatment. Figures in italics indicate the base number of FP17s or Patient Questionnaire responses are less than 100. N/A is shown where the base number of responses is less than 10 during the period. % is calculated as Quantity/Base number*100

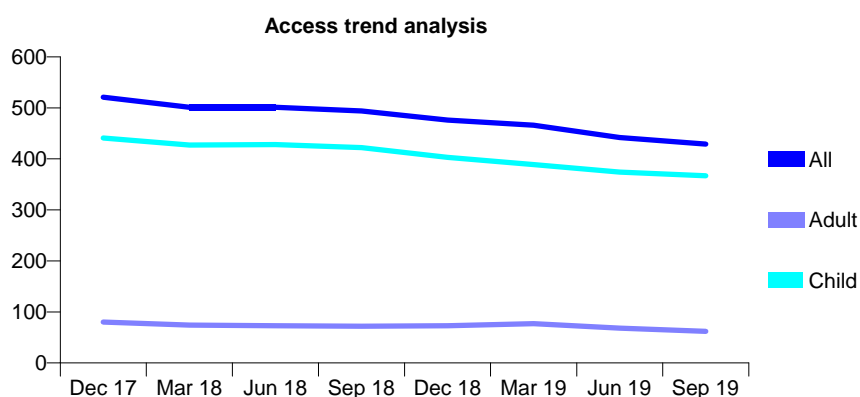
Q69 - Vital Signs At a Glance Contract Report for 920738/0002 - September 2019

Name or company name	MR A KOTHARI
Contract type name	GDS Contract
Purpose of contract	General
Contract start date	01/04/2006
Contract end date	

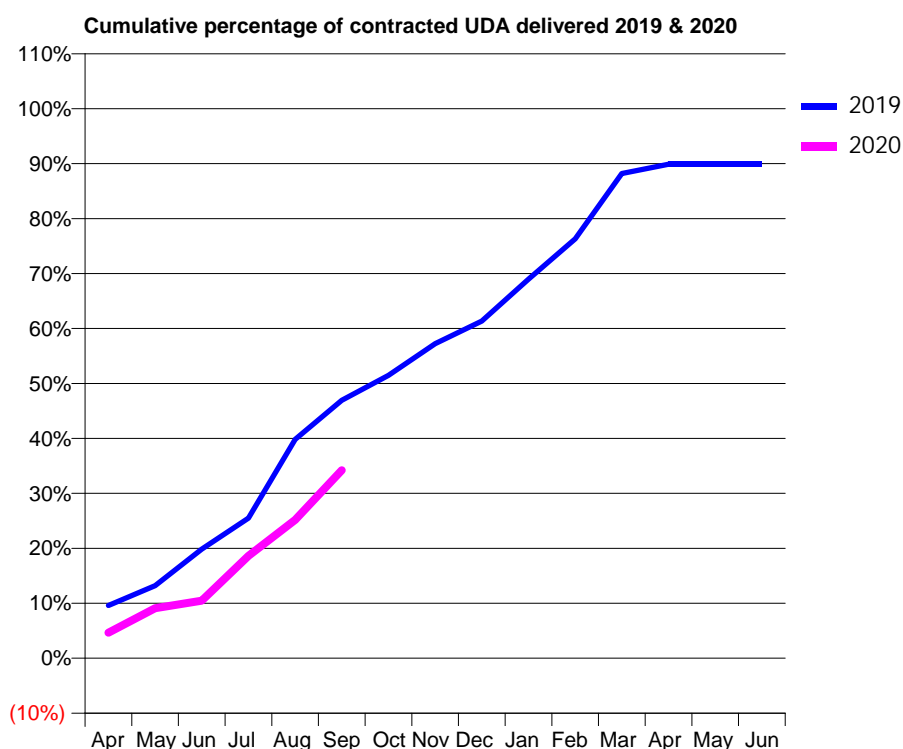
19/20 Contracted general activity (UDA)	945
Carry forward general activity (UDA)	0
19/20 Contracted orthodontic activity (UOA)	0
Carry forward orthodontic activity (UOA)	0
Baseline contract value	£23,078.23

ACCESS*

Patients seen in 24 months	Total	Change since previous quarter
Quarter ending September 2018	494	
Quarter ending December 2018	476	↓
Quarter ending March 2019	466	↓
Quarter ending June 2019	442	↓
Quarter ending September 2019	429	↓
Variance since September 2018	(13.2%)	↓



ACTIVITY



Month	2019	2020
April	91	44
May	125	86
June	188	99
July	241	176
August	376	238
September	443	323
October	487	
November	541	
December	580	
January	652	
February	721	
March	833	
April	849	
May	849	
June	849	

QUALITY

	Quantity	Base Number	Contract	AT	Region	England
% of FP17s for the same patient ID Re-attending within 3 months - Children	5	246	2.0%	11.2%	10.8%	11.5%
% of FP17s for the same patient ID Re-attending within 3 months - Adults	1	16	6.3%	14.6%	15.2%	15.4%
% of FP17s for the same patient ID Re-attending between 3 & 9 months - Children	181	246	73.6%	59.3%	62.2%	59.7%
% of FP17s for the same patient ID Re-attending between 3 & 9 months - Adults	10	16	62.5%	49.7%	52.9%	51.7%
% of FP17s for Band 1 Urgent Courses	1	249	0.4%	10.0%	9.7%	9.2%
% of FP17s Relating to Free Repair or Replacements	0	249	0.0%	0.6%	0.6%	0.7%
% of FP17s Relating to Continuations	0	249	0.0%	0.5%	0.7%	0.8%
% of Patients satisfied with the dentistry they have received	0	0	N/A	91.6%	93.6%	93.5%
% of Patients satisfied with the time they had to wait for an appointment	0	0	N/A	83.7%	86.3%	87.4%

* This is based on patients treated on this contract for their most recent course of treatment. Figures in italics indicate the base number of FP17s or Patient Questionnaire responses are less than 100. N/A is shown where the base number of responses is less than 10 during the period. % is calculated as Quantity/Base number*100

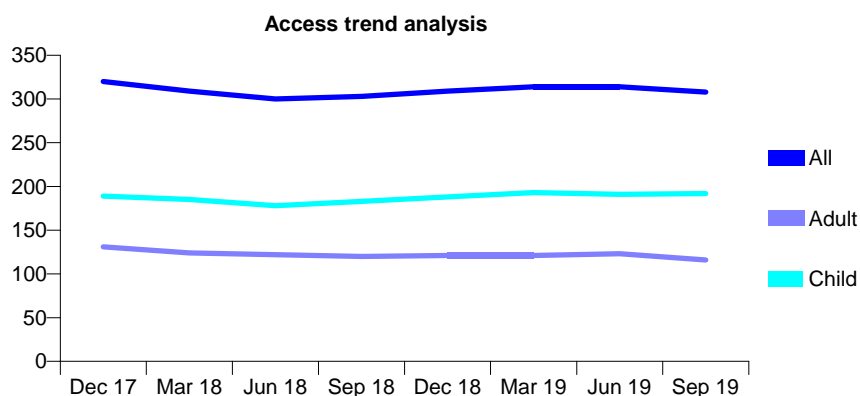
Q69 - Vital Signs At a Glance Contract Report for 921270/0001 - September 2019

Name or company name	Mark Hamburger and Rebecca Sadler
Contract type name	GDS Contract
Purpose of contract	General
Contract start date	01/04/2006
Contract end date	

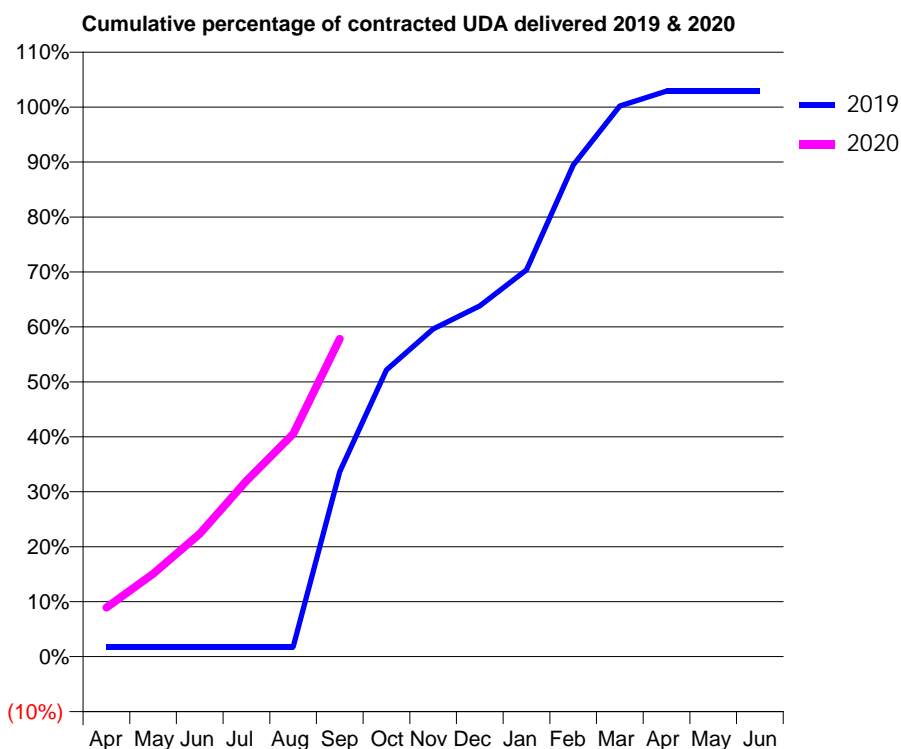
19/20 Contracted general activity (UDA)	550
Carry forward general activity (UDA)	-11
19/20 Contracted orthodontic activity (UOA)	0
Carry forward orthodontic activity (UOA)	0
Baseline contract value	£12,647.00

ACCESS*

Patients seen in 24 months	Total	Change since previous quarter
Quarter ending September 2018	303	
Quarter ending December 2018	309	→
Quarter ending March 2019	314	→
Quarter ending June 2019	314	→
Quarter ending September 2019	308	↓
Variance since September 2018	1.7%	→



ACTIVITY



Month	Adjusted Scheduled Activity (UDA)	
	2019	2020
April	10	49
May	10	83
June	10	123
July	10	176
August	10	223
September	185	318
October	287	
November	328	
December	351	
January	387	
February	492	
March	551	
April	566	
May	566	
June	566	

QUALITY

	Quantity	Base Number	Contract	AT	Region	England
% of FP17s for the same patient ID Re-attending within 3 months - Children	1	153	0.7%	11.2%	10.8%	11.5%
% of FP17s for the same patient ID Re-attending within 3 months - Adults	4	75	5.3%	14.6%	15.2%	15.4%
% of FP17s for the same patient ID Re-attending between 3 & 9 months - Children	99	153	64.7%	59.3%	62.2%	59.7%
% of FP17s for the same patient ID Re-attending between 3 & 9 months - Adults	42	75	56.0%	49.7%	52.9%	51.7%
% of FP17s for Band 1 Urgent Courses	0	217	0.0%	10.0%	9.7%	9.2%
% of FP17s Relating to Free Repair or Replacements	0	217	0.0%	0.6%	0.6%	0.7%
% of FP17s Relating to Continuations	0	217	0.0%	0.5%	0.7%	0.8%
% of Patients satisfied with the dentistry they have received	0	0	N/A	91.6%	93.6%	93.5%
% of Patients satisfied with the time they had to wait for an appointment	0	0	N/A	83.7%	86.3%	87.4%

* This is based on patients treated on this contract for their most recent course of treatment. Figures in italics indicate the base number of FP17s or Patient Questionnaire responses are less than 100. N/A is shown where the base number of responses is less than 10 during the period. % is calculated as Quantity/Base number*100

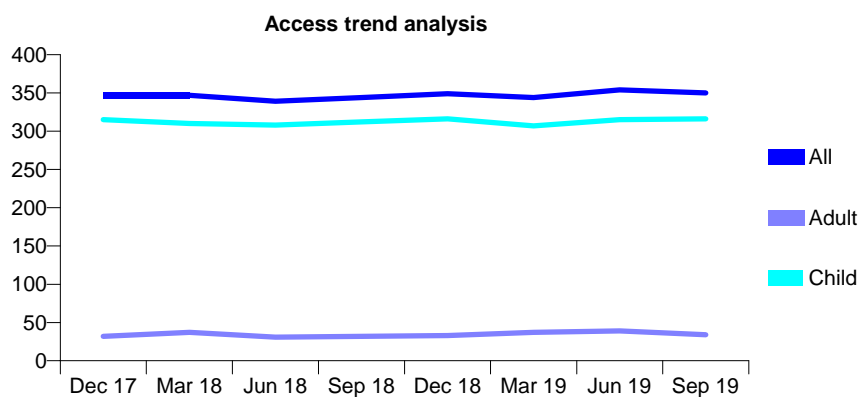
Q69 - Vital Signs At a Glance Contract Report for 924865/0003 - September 2019

Name or company name	Owlsmoor Dental Surgery
Contract type name	GDS Contract
Purpose of contract	General
Contract start date	28/05/2013
Contract end date	

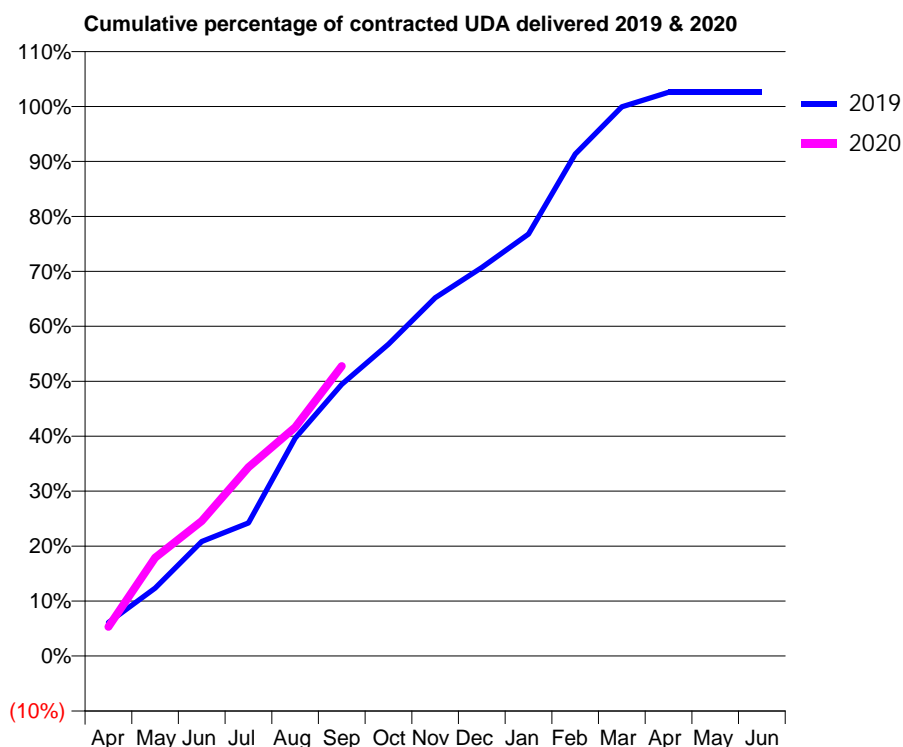
19/20 Contracted general activity (UDA)	675
Carry forward general activity (UDA)	-13
19/20 Contracted orthodontic activity (UOA)	0
Carry forward orthodontic activity (UOA)	0
Baseline contract value	£18,338.71

ACCESS*

Patients seen in 24 months	Total	Change since previous quarter
Quarter ending September 2018	344	
Quarter ending December 2018	349	→
Quarter ending March 2019	344	↓
Quarter ending June 2019	354	↑
Quarter ending September 2019	350	↓
Variance since September 2018	1.7%	→



ACTIVITY



Month	Adjusted Scheduled Activity (UDA)	
	2019	2020
April	41	36
May	83	121
June	141	166
July	164	232
August	268	281
September	334	356
October	383	
November	440	
December	477	
January	518	
February	616	
March	674	
April	692	
May	692	
June	692	

QUALITY

	Quantity	Base Number	Contract	AT	Region	England
% of FP17s for the same patient ID Re-attending within 3 months - Children	16	268	6.0%	11.2%	10.8%	11.5%
% of FP17s for the same patient ID Re-attending within 3 months - Adults	2	9	22.2%	14.6%	15.2%	15.4%
% of FP17s for the same patient ID Re-attending between 3 & 9 months - Children	176	268	65.7%	59.3%	62.2%	59.7%
% of FP17s for the same patient ID Re-attending between 3 & 9 months - Adults	6	9	66.7%	49.7%	52.9%	51.7%
% of FP17s for Band 1 Urgent Courses	6	259	2.3%	10.0%	9.7%	9.2%
% of FP17s Relating to Free Repair or Replacements	0	259	0.0%	0.6%	0.6%	0.7%
% of FP17s Relating to Continuations	5	259	1.9%	0.5%	0.7%	0.8%
% of Patients satisfied with the dentistry they have received	0	0	N/A	91.6%	93.6%	93.5%
% of Patients satisfied with the time they had to wait for an appointment	0	0	N/A	83.7%	86.3%	87.4%

* This is based on patients treated on this contract for their most recent course of treatment. Figures in italics indicate the base number of FP17s or Patient Questionnaire responses are less than 100. N/A is shown where the base number of responses is less than 10 during the period. % is calculated as Quantity/Base number*100

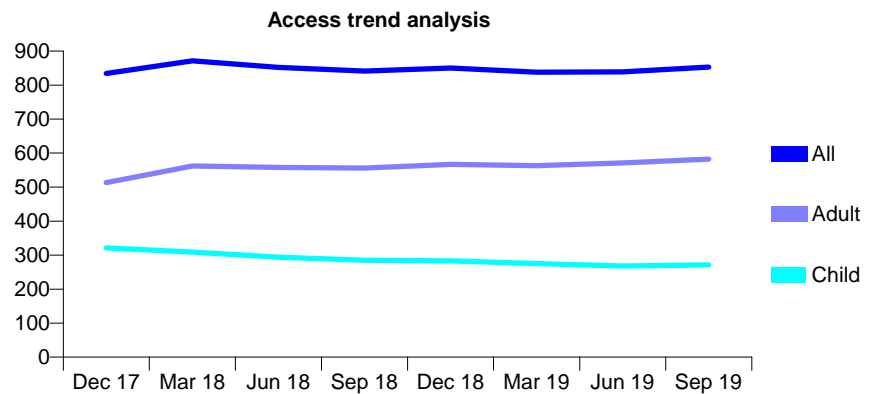
Q69 - Vital Signs At a Glance Contract Report for 925446/0001 - September 2019

Name or company name	310 Dental Care
Contract type name	GDS Contract
Purpose of contract	General
Contract start date	01/04/2009
Contract end date	

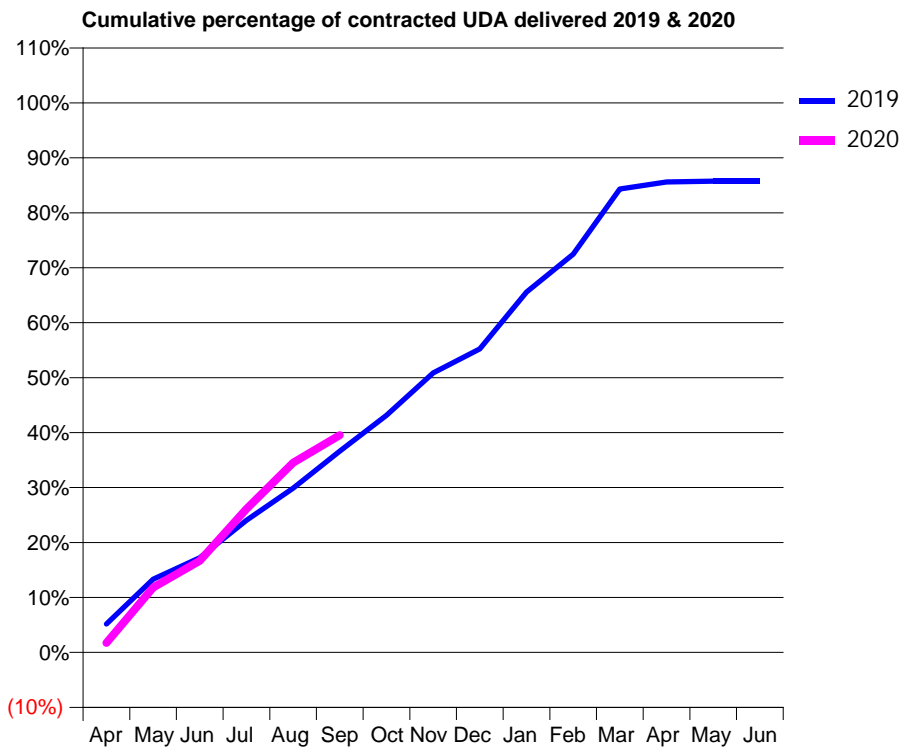
19/20 Contracted general activity (UDA)	2,734
Carry forward general activity (UDA)	0
19/20 Contracted orthodontic activity (UOA)	0
Carry forward orthodontic activity (UOA)	0
Baseline contract value	£66,897.18

ACCESS*

Patients seen in 24 months	Total	Change since previous quarter
Quarter ending September 2018	841	
Quarter ending December 2018	850	→
Quarter ending March 2019	838	↓
Quarter ending June 2019	839	→
Quarter ending September 2019	853	→
Variance since September 2018	1.4%	→



ACTIVITY



Month	2019	2020
April	142	48
May	365	323
June	472	456
July	657	714
August	818	944
September	1,001	1,081
October	1,180	
November	1,390	
December	1,510	
January	1,792	
February	1,982	
March	2,305	
April	2,340	
May	2,344	
June	2,344	

QUALITY

	Quantity	Base Number	Contract	AT	Region	England
% of FP17s for the same patient ID Re-attending within 3 months - Children	29	205	14.1%	11.2%	10.8%	11.5%
% of FP17s for the same patient ID Re-attending within 3 months - Adults	25	295	8.5%	14.6%	15.2%	15.4%
% of FP17s for the same patient ID Re-attending between 3 & 9 months - Children	105	205	51.2%	59.3%	62.2%	59.7%
% of FP17s for the same patient ID Re-attending between 3 & 9 months - Adults	133	295	45.1%	49.7%	52.9%	51.7%
% of FP17s for Band 1 Urgent Courses	70	476	14.7%	10.0%	9.7%	9.2%
% of FP17s Relating to Free Repair or Replacements	1	476	0.2%	0.6%	0.6%	0.7%
% of FP17s Relating to Continuations	0	476	0.0%	0.5%	0.7%	0.8%
% of Patients satisfied with the dentistry they have received	1	1	N/A	91.6%	93.6%	93.5%
% of Patients satisfied with the time they had to wait for an appointment	1	1	N/A	83.7%	86.3%	87.4%

* This is based on patients treated on this contract for their most recent course of treatment. Figures in italics indicate the base number of FP17s or Patient Questionnaire responses are less than 100. N/A is shown where the base number of responses is less than 10 during the period. % is calculated as Quantity/Base number*100

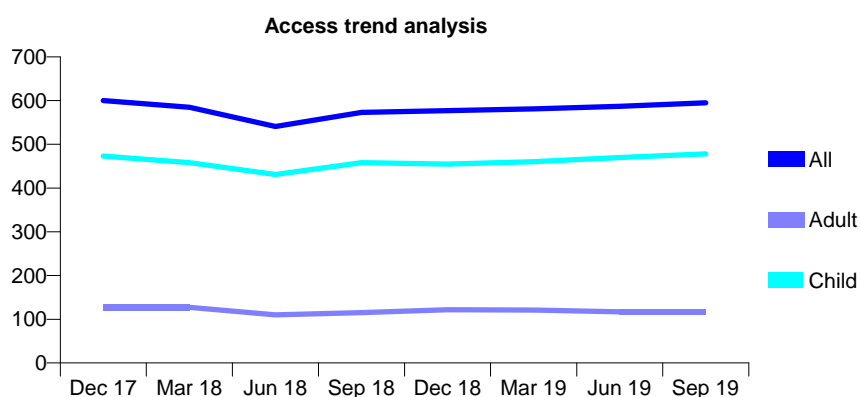
Q69 - Vital Signs At a Glance Contract Report for 926361/0001 - September 2019

Name or company name	DR F TALHI
Contract type name	GDS Contract
Purpose of contract	General
Contract start date	01/04/2006
Contract end date	

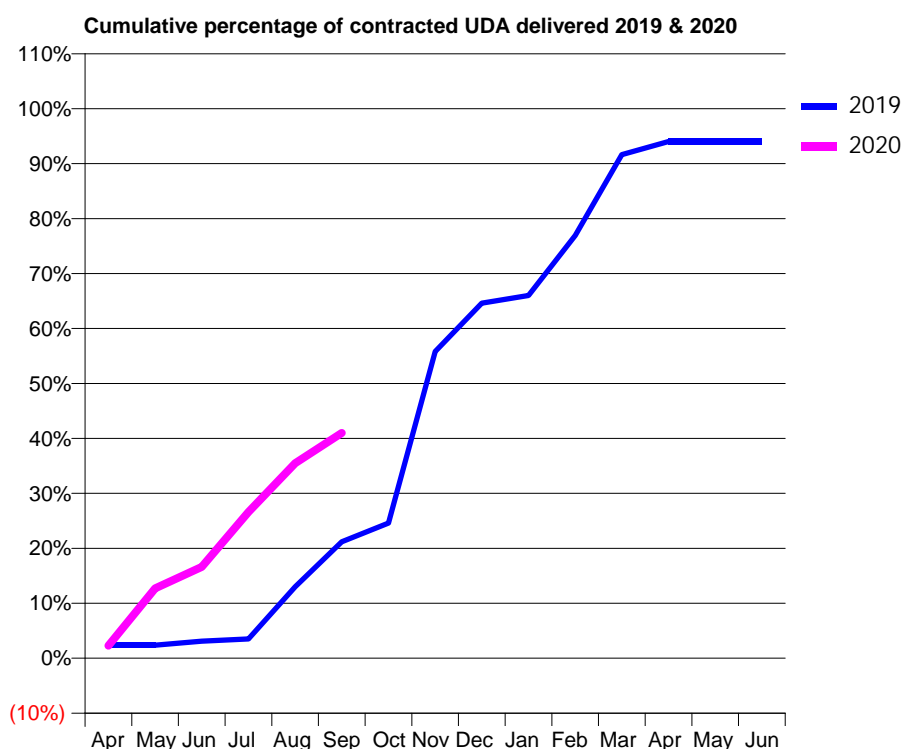
19/20 Contracted general activity (UDA)	1,000
Carry forward general activity (UDA)	0
19/20 Contracted orthodontic activity (UOA)	0
Carry forward orthodontic activity (UOA)	0
Baseline contract value	£24,189.26

ACCESS*

Patients seen in 24 months	Total	Change since previous quarter
Quarter ending September 2018	573	
Quarter ending December 2018	577	→
Quarter ending March 2019	581	→
Quarter ending June 2019	587	→
Quarter ending September 2019	595	→
Variance since September 2018	3.8%	↑



ACTIVITY



Month	2019	2020
April	24	23
May	24	127
June	31	166
July	35	266
August	130	355
September	212	410
October	246	
November	558	
December	646	
January	660	
February	769	
March	916	
April	940	
May	940	
June	940	

QUALITY

	Quantity	Base Number	Contract	AT	Region	England
% of FP17s for the same patient ID Re-attending within 3 months - Children	4	269	1.5%	11.2%	10.8%	11.5%
% of FP17s for the same patient ID Re-attending within 3 months - Adults	2	54	3.7%	14.6%	15.2%	15.4%
% of FP17s for the same patient ID Re-attending between 3 & 9 months - Children	166	269	61.7%	59.3%	62.2%	59.7%
% of FP17s for the same patient ID Re-attending between 3 & 9 months - Adults	20	54	37.0%	49.7%	52.9%	51.7%
% of FP17s for Band 1 Urgent Courses	0	306	0.0%	10.0%	9.7%	9.2%
% of FP17s Relating to Free Repair or Replacements	0	306	0.0%	0.6%	0.6%	0.7%
% of FP17s Relating to Continuations	1	306	0.3%	0.5%	0.7%	0.8%
% of Patients satisfied with the dentistry they have received	0	0	N/A	91.6%	93.6%	93.5%
% of Patients satisfied with the time they had to wait for an appointment	0	0	N/A	83.7%	86.3%	87.4%

* This is based on patients treated on this contract for their most recent course of treatment. Figures in italics indicate the base number of FP17s or Patient Questionnaire responses are less than 100. N/A is shown where the base number of responses is less than 10 during the period. % is calculated as Quantity/Base number*100

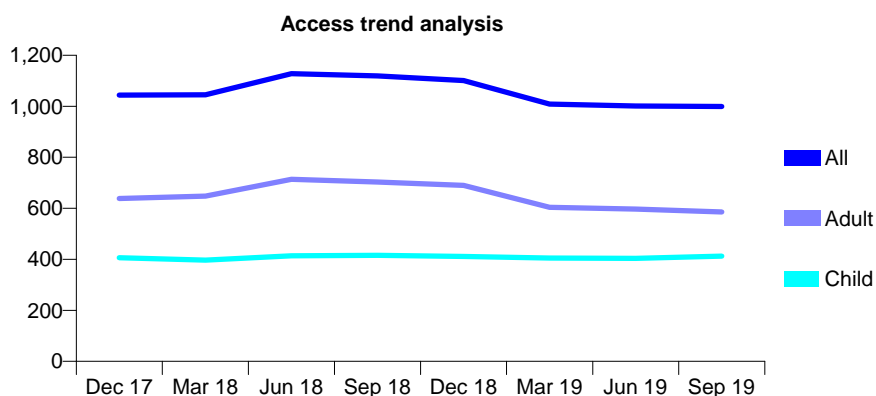
Q69 - Vital Signs At a Glance Contract Report for 930997/0002 - September 2019

Name or company name	MR PF MITCHELL
Contract type name	GDS Contract
Purpose of contract	General
Contract start date	11/05/2012
Contract end date	

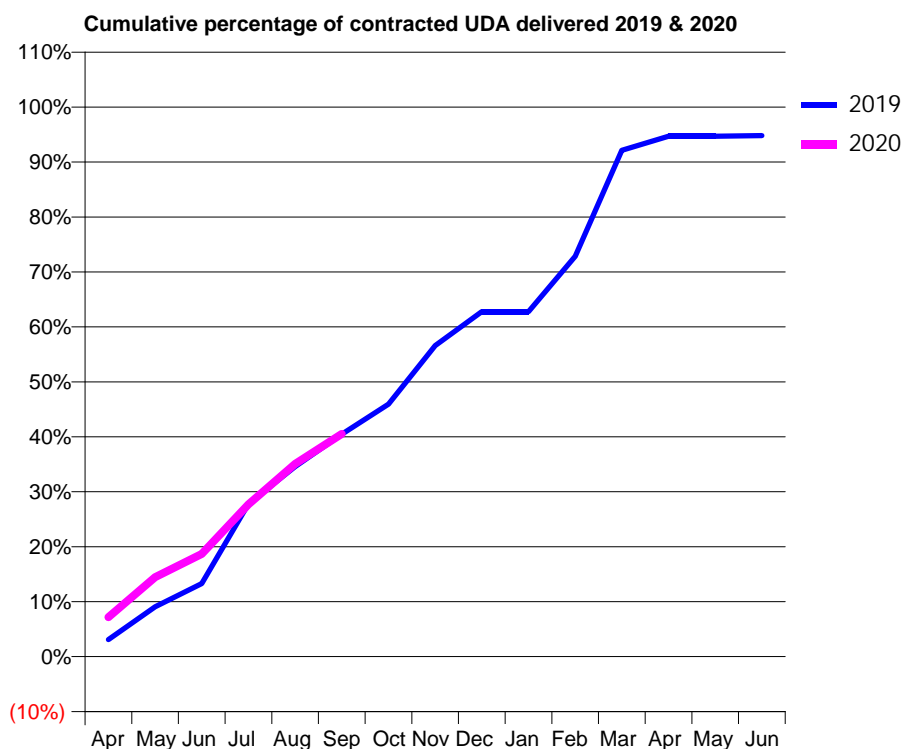
19/20 Contracted general activity (UDA)	1,914
Carry forward general activity (UDA)	0
19/20 Contracted orthodontic activity (UOA)	0
Carry forward orthodontic activity (UOA)	0
Baseline contract value	£46,468.77

ACCESS*

Patients seen in 24 months	Total	Change since previous quarter
Quarter ending September 2018	1,119	
Quarter ending December 2018	1,101	↓
Quarter ending March 2019	1,009	↓
Quarter ending June 2019	1,001	→
Quarter ending September 2019	999	→
Variance since September 2018	(10.7%)	↓



ACTIVITY



Month	Adjusted Scheduled Activity (UDA)	
	2019	2020
April	59	137
May	174	277
June	254	357
July	532	530
August	662	671
September	774	775
October	879	
November	1,083	
December	1,201	
January	1,201	
February	1,394	
March	1,763	
April	1,812	
May	1,812	
June	1,814	

QUALITY

	Quantity	Base Number	Contract	AT	Region	England
% of FP17s for the same patient ID Re-attending within 3 months - Children	3	223	1.3%	11.2%	10.8%	11.5%
% of FP17s for the same patient ID Re-attending within 3 months - Adults	11	213	5.2%	14.6%	15.2%	15.4%
% of FP17s for the same patient ID Re-attending between 3 & 9 months - Children	96	223	43.0%	59.3%	62.2%	59.7%
% of FP17s for the same patient ID Re-attending between 3 & 9 months - Adults	69	213	32.4%	49.7%	52.9%	51.7%
% of FP17s for Band 1 Urgent Courses	1	410	0.2%	10.0%	9.7%	9.2%
% of FP17s Relating to Free Repair or Replacements	0	410	0.0%	0.6%	0.6%	0.7%
% of FP17s Relating to Continuations	0	410	0.0%	0.5%	0.7%	0.8%
% of Patients satisfied with the dentistry they have received	0	0	N/A	91.6%	93.6%	93.5%
% of Patients satisfied with the time they had to wait for an appointment	0	0	N/A	83.7%	86.3%	87.4%

* This is based on patients treated on this contract for their most recent course of treatment. Figures in italics indicate the base number of FP17s or Patient Questionnaire responses are less than 100. N/A is shown where the base number of responses is less than 10 during the period. % is calculated as Quantity/Base number*100

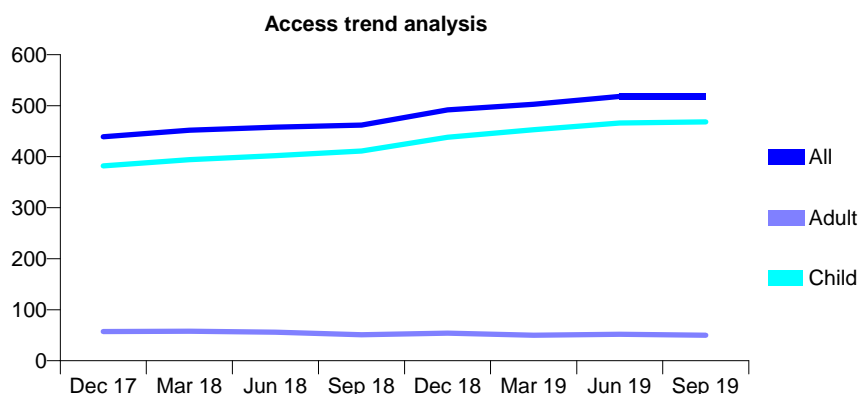
Q69 - Vital Signs At a Glance Contract Report for 939374/0001 - September 2019

Name or company name	Yew Tree Dental Care
Contract type name	GDS Contract
Purpose of contract	General
Contract start date	01/04/2006
Contract end date	

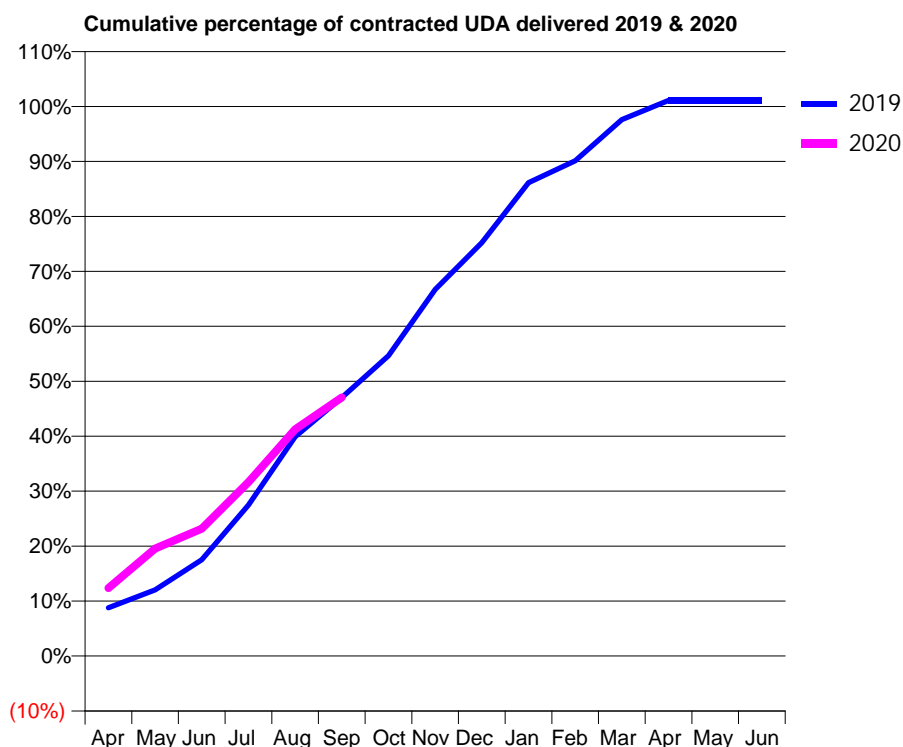
19/20 Contracted general activity (UDA)	989
Carry forward general activity (UDA)	-10
19/20 Contracted orthodontic activity (UOA)	0
Carry forward orthodontic activity (UOA)	0
Baseline contract value	£24,526.52

ACCESS*

Patients seen in 24 months	Total	Change since previous quarter
Quarter ending September 2018	462	
Quarter ending December 2018	492	↑
Quarter ending March 2019	503	↑
Quarter ending June 2019	518	↑
Quarter ending September 2019	518	→
Variance since September 2018	12.1%	↑



ACTIVITY



Month	Adjusted Scheduled Activity (UDA)	
	2019	2020
April	87	122
May	119	194
June	173	229
July	272	313
August	395	408
September	465	465
October	540	
November	660	
December	744	
January	852	
February	891	
March	965	
April	1,000	
May	1,000	
June	1,000	

QUALITY

	Quantity	Base Number	Contract	AT	Region	England
% of FP17s for the same patient ID Re-attending within 3 months - Children	28	346	8.1%	11.2%	10.8%	11.5%
% of FP17s for the same patient ID Re-attending within 3 months - Adults	1	15	6.7%	14.6%	15.2%	15.4%
% of FP17s for the same patient ID Re-attending between 3 & 9 months - Children	181	346	52.3%	59.3%	62.2%	59.7%
% of FP17s for the same patient ID Re-attending between 3 & 9 months - Adults	10	15	66.7%	49.7%	52.9%	51.7%
% of FP17s for Band 1 Urgent Courses	11	331	3.3%	10.0%	9.7%	9.2%
% of FP17s Relating to Free Repair or Replacements	0	331	0.0%	0.6%	0.6%	0.7%
% of FP17s Relating to Continuations	0	331	0.0%	0.5%	0.7%	0.8%
% of Patients satisfied with the dentistry they have received	0	0	N/A	91.6%	93.6%	93.5%
% of Patients satisfied with the time they had to wait for an appointment	0	0	N/A	83.7%	86.3%	87.4%

* This is based on patients treated on this contract for their most recent course of treatment. Figures in italics indicate the base number of FP17s or Patient Questionnaire responses are less than 100. N/A is shown where the base number of responses is less than 10 during the period. % is calculated as Quantity/Base number*100

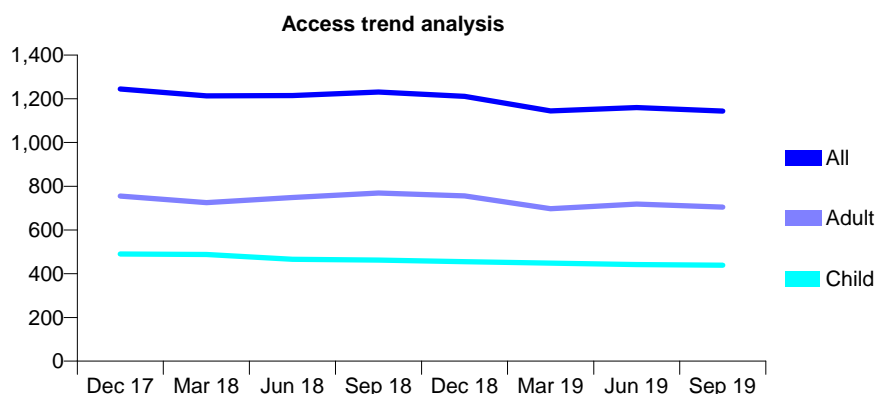
Q69 - Vital Signs At a Glance Contract Report for 946818/0002 - September 2019

Name or company name	MR S NAJAFI
Contract type name	GDS Contract
Purpose of contract	General
Contract start date	01/04/2006
Contract end date	

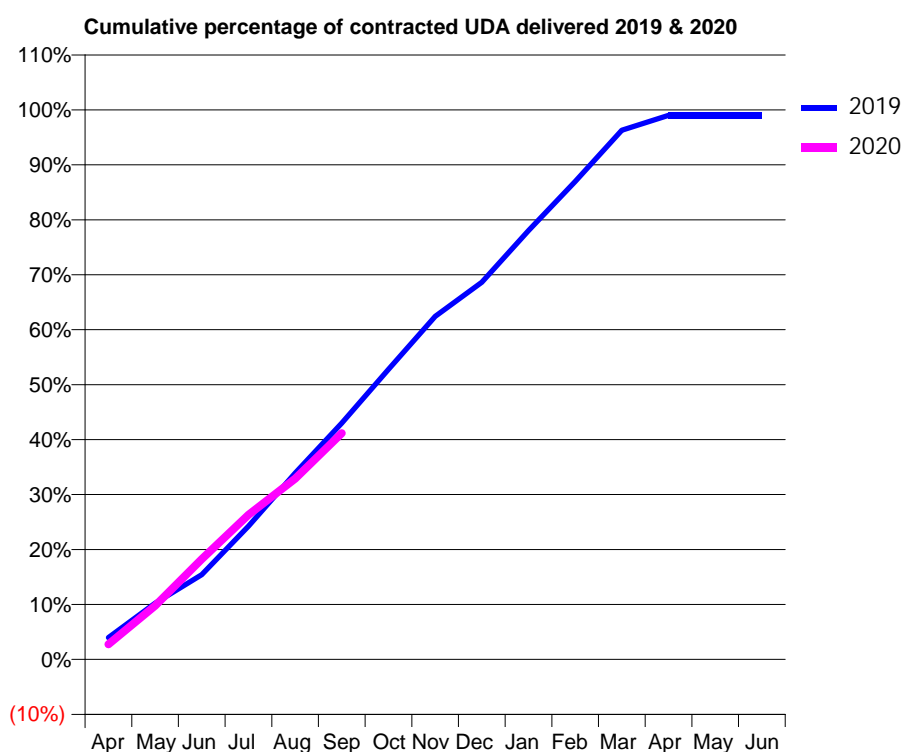
19/20 Contracted general activity (UDA)	3,330
Carry forward general activity (UDA)	33
19/20 Contracted orthodontic activity (UOA)	0
Carry forward orthodontic activity (UOA)	0
Baseline contract value	£82,220.07

ACCESS*

Patients seen in 24 months	Total	Change since previous quarter
Quarter ending September 2018	1,231	
Quarter ending December 2018	1,211	↓
Quarter ending March 2019	1,145	↓
Quarter ending June 2019	1,160	→
Quarter ending September 2019	1,144	↓
Variance since September 2018	(7.1%)	↓



ACTIVITY



Month	2019	2020
April	133	92
May	341	325
June	513	608
July	807	877
August	1,130	1,095
September	1,432	1,371
October	1,758	
November	2,079	
December	2,286	
January	2,598	
February	2,896	
March	3,206	
April	3,296	
May	3,296	
June	3,296	

QUALITY

	Quantity	Base Number	Contract	AT	Region	England
% of FP17s for the same patient ID Re-attending within 3 months - Children	58	327	17.7%	11.2%	10.8%	11.5%
% of FP17s for the same patient ID Re-attending within 3 months - Adults	52	449	11.6%	14.6%	15.2%	15.4%
% of FP17s for the same patient ID Re-attending between 3 & 9 months - Children	217	327	66.4%	59.3%	62.2%	59.7%
% of FP17s for the same patient ID Re-attending between 3 & 9 months - Adults	278	449	61.9%	49.7%	52.9%	51.7%
% of FP17s for Band 1 Urgent Courses	34	735	4.6%	10.0%	9.7%	9.2%
% of FP17s Relating to Free Repair or Replacements	0	735	0.0%	0.6%	0.6%	0.7%
% of FP17s Relating to Continuations	0	735	0.0%	0.5%	0.7%	0.8%
% of Patients satisfied with the dentistry they have received	1	1	N/A	91.6%	93.6%	93.5%
% of Patients satisfied with the time they had to wait for an appointment	1	1	N/A	83.7%	86.3%	87.4%

* This is based on patients treated on this contract for their most recent course of treatment. Figures in italics indicate the base number of FP17s or Patient Questionnaire responses are less than 100. N/A is shown where the base number of responses is less than 10 during the period. % is calculated as Quantity/Base number*100

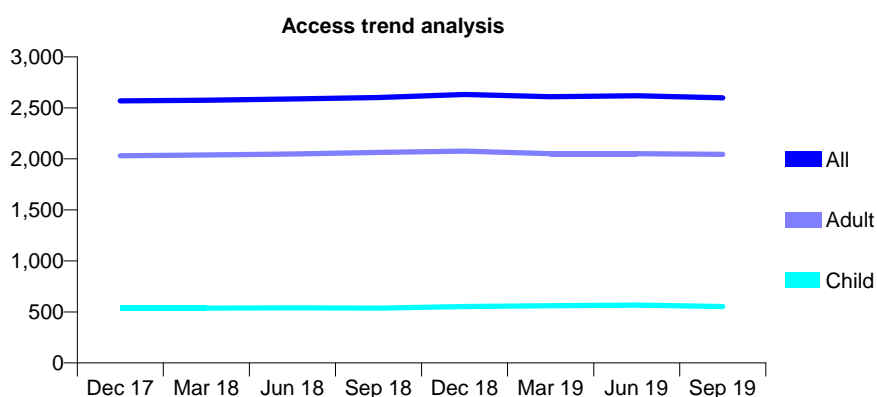
Q69 - Vital Signs At a Glance Contract Report for 947504/0001 - September 2019

Name or company name	MISS C RADOS
Contract type name	GDS Contract
Purpose of contract	General
Contract start date	01/04/2014
Contract end date	

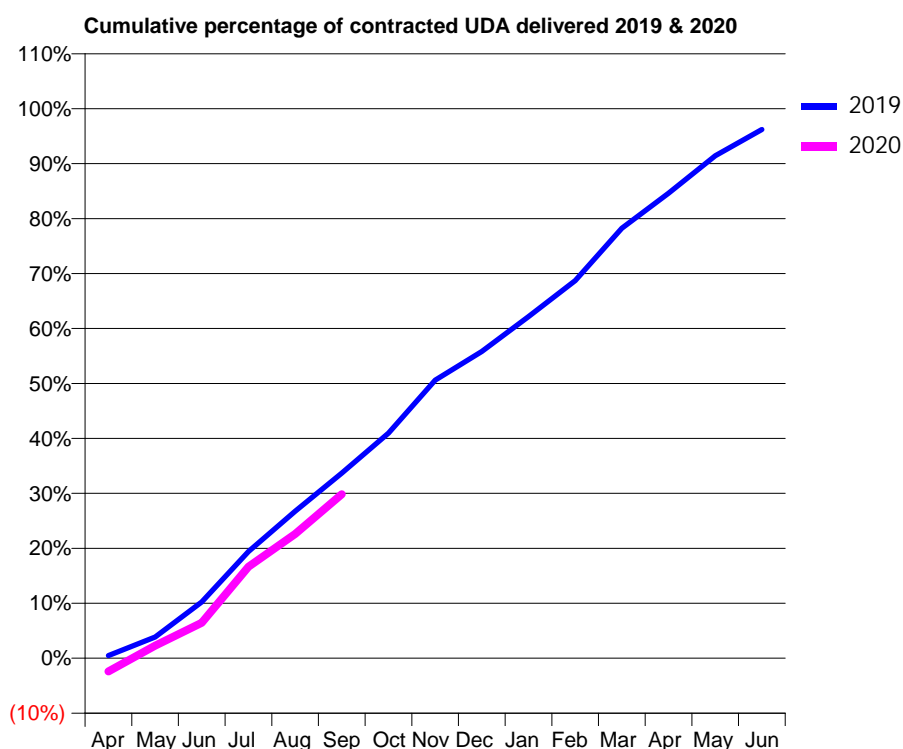
19/20 Contracted general activity (UDA)	6,996
Carry forward general activity (UDA)	274
19/20 Contracted orthodontic activity (UOA)	0
Carry forward orthodontic activity (UOA)	0
Baseline contract value	£181,584.76

ACCESS*

Patients seen in 24 months	Total	Change since previous quarter
Quarter ending September 2018	2,602	
Quarter ending December 2018	2,631	→
Quarter ending March 2019	2,610	→
Quarter ending June 2019	2,619	→
Quarter ending September 2019	2,598	→
Variance since September 2018	(0.2%)	→



ACTIVITY



Month	2019	2020
April	34	-169
May	280	160
June	744	452
July	1,408	1,165
August	1,938	1,582
September	2,440	2,087
October	2,967	
November	3,668	
December	4,046	
January	4,504	
February	4,979	
March	5,668	
April	6,130	
May	6,624	
June	6,971	

QUALITY

	Quantity	Base Number	Contract	AT	Region	England
% of FP17s for the same patient ID Re-attending within 3 months - Children	23	382	6.0%	11.2%	10.8%	11.5%
% of FP17s for the same patient ID Re-attending within 3 months - Adults	215	1,565	13.7%	14.6%	15.2%	15.4%
% of FP17s for the same patient ID Re-attending between 3 & 9 months - Children	265	382	69.4%	59.3%	62.2%	59.7%
% of FP17s for the same patient ID Re-attending between 3 & 9 months - Adults	948	1,565	60.6%	49.7%	52.9%	51.7%
% of FP17s for Band 1 Urgent Courses	185	1,508	12.3%	10.0%	9.7%	9.2%
% of FP17s Relating to Free Repair or Replacements	0	1,508	0.0%	0.6%	0.6%	0.7%
% of FP17s Relating to Continuations	3	1,508	0.2%	0.5%	0.7%	0.8%
% of Patients satisfied with the dentistry they have received	1	2	N/A	91.6%	93.6%	93.5%
% of Patients satisfied with the time they had to wait for an appointment	2	2	N/A	83.7%	86.3%	87.4%

* This is based on patients treated on this contract for their most recent course of treatment.

Figures in italics indicate the base number of FP17s or Patient Questionnaire responses are less than 100. N/A is shown where the base number of responses is less than 10 during the period. % is calculated as Quantity/Base number*100

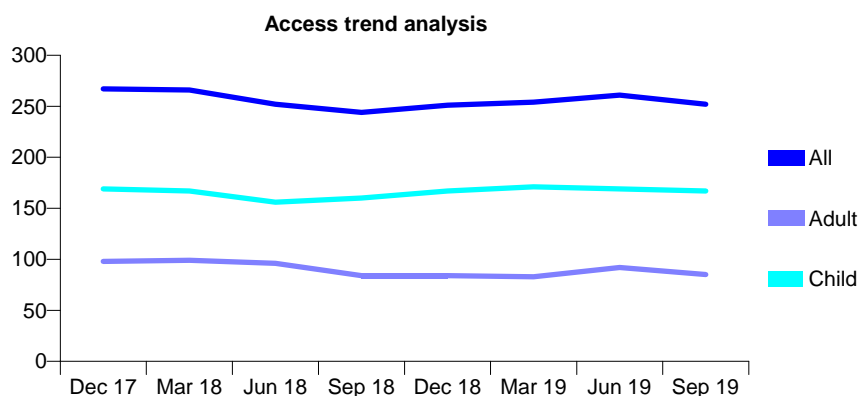
Q69 - Vital Signs At a Glance Contract Report for 950122/0001 - September 2019

Name or company name	MR EH MIDDLETON
Contract type name	GDS Contract
Purpose of contract	General
Contract start date	01/04/2006
Contract end date	

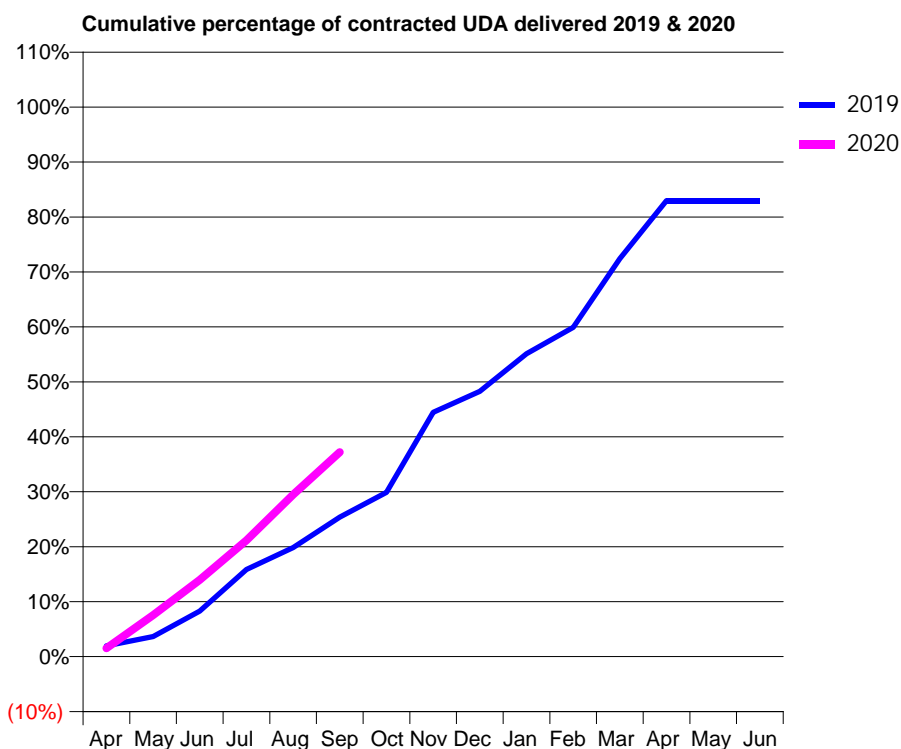
19/20 Contracted general activity (UDA)	716
Carry forward general activity (UDA)	0
19/20 Contracted orthodontic activity (UOA)	0
Carry forward orthodontic activity (UOA)	0
Baseline contract value	£19,413.73

ACCESS*

Patients seen in 24 months	Total	Change since previous quarter
Quarter ending September 2018	244	
Quarter ending December 2018	251	↑
Quarter ending March 2019	254	→
Quarter ending June 2019	261	↑
Quarter ending September 2019	252	↓
Variance since September 2018	3.3%	↑



ACTIVITY



Month	Adjusted Scheduled Activity (UDA)	
	2019	2020
April	14	11
May	26	54
June	59	100
July	114	151
August	142	211
September	182	266
October	214	
November	318	
December	346	
January	395	
February	429	
March	518	
April	594	
May	594	
June	594	

QUALITY

	Quantity	Base Number	Contract	AT	Region	England
% of FP17s for the same patient ID Re-attending within 3 months - Children	11	105	10.5%	11.2%	10.8%	11.5%
% of FP17s for the same patient ID Re-attending within 3 months - Adults	24	57	42.1%	14.6%	15.2%	15.4%
% of FP17s for the same patient ID Re-attending between 3 & 9 months - Children	48	105	45.7%	59.3%	62.2%	59.7%
% of FP17s for the same patient ID Re-attending between 3 & 9 months - Adults	13	57	22.8%	49.7%	52.9%	51.7%
% of FP17s for Band 1 Urgent Courses	17	135	12.6%	10.0%	9.7%	9.2%
% of FP17s Relating to Free Repair or Replacements	0	135	0.0%	0.6%	0.6%	0.7%
% of FP17s Relating to Continuations	0	135	0.0%	0.5%	0.7%	0.8%
% of Patients satisfied with the dentistry they have received	0	0	N/A	91.6%	93.6%	93.5%
% of Patients satisfied with the time they had to wait for an appointment	0	0	N/A	83.7%	86.3%	87.4%

* This is based on patients treated on this contract for their most recent course of treatment. Figures in italics indicate the base number of FP17s or Patient Questionnaire responses are less than 100. N/A is shown where the base number of responses is less than 10 during the period. % is calculated as Quantity/Base number*100

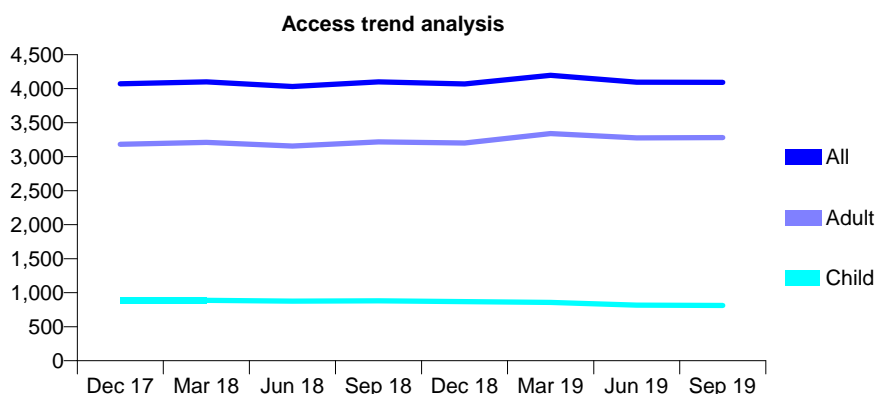
Q69 - Vital Signs At a Glance Contract Report for 959766/0001 - September 2019

Name or company name	MR S SABBAGHI-SARABI
Contract type name	GDS Contract
Purpose of contract	General
Contract start date	01/04/2006
Contract end date	

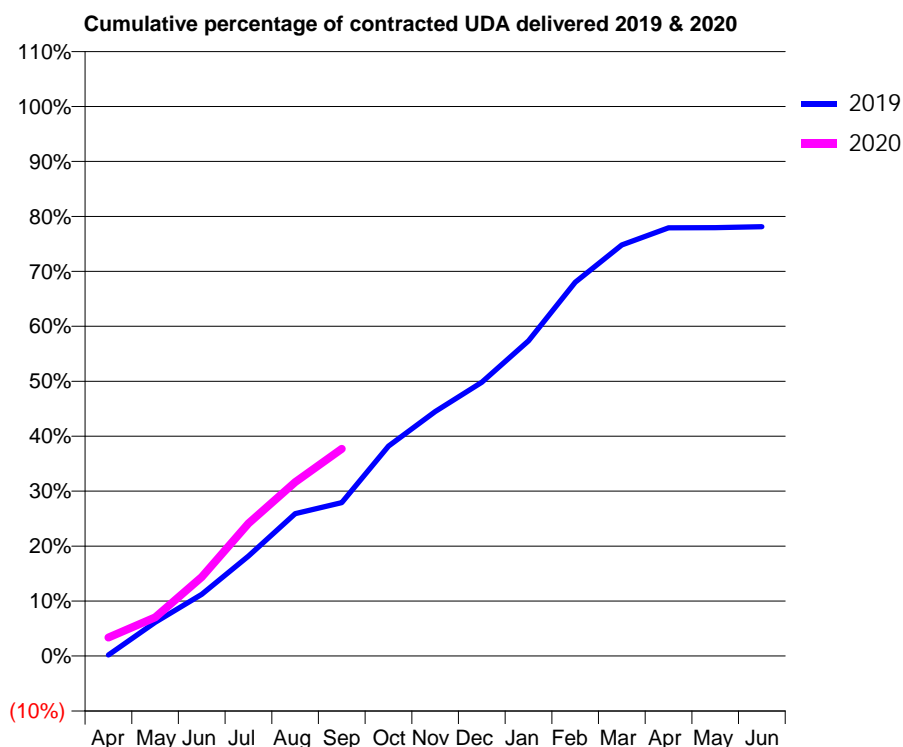
19/20 Contracted general activity (UDA)	11,188
Carry forward general activity (UDA)	0
19/20 Contracted orthodontic activity (UOA)	0
Carry forward orthodontic activity (UOA)	0
Baseline contract value	£279,911.22

ACCESS*

Patients seen in 24 months	Total	Change since previous quarter
Quarter ending September 2018	4,101	
Quarter ending December 2018	4,069	→
Quarter ending March 2019	4,197	↑
Quarter ending June 2019	4,096	↓
Quarter ending September 2019	4,094	→
Variance since September 2018	(0.2%)	→



ACTIVITY



Month	Adjusted Scheduled Activity (UDA)	
	2019	2020
April	20	377
May	684	789
June	1,255	1,610
July	2,034	2,699
August	2,897	3,542
September	3,124	4,219
October	4,274	
November	4,977	
December	5,572	
January	6,416	
February	7,608	
March	8,370	
April	8,717	
May	8,720	
June	8,740	

QUALITY

	Quantity	Base Number	Contract	AT	Region	England
% of FP17s for the same patient ID Re-attending within 3 months - Children	56	494	11.3%	11.2%	10.8%	11.5%
% of FP17s for the same patient ID Re-attending within 3 months - Adults	331	1,854	17.9%	14.6%	15.2%	15.4%
% of FP17s for the same patient ID Re-attending between 3 & 9 months - Children	228	494	46.2%	59.3%	62.2%	59.7%
% of FP17s for the same patient ID Re-attending between 3 & 9 months - Adults	646	1,854	34.8%	49.7%	52.9%	51.7%
% of FP17s for Band 1 Urgent Courses	378	2,149	17.6%	10.0%	9.7%	9.2%
% of FP17s Relating to Free Repair or Replacements	20	2,149	0.9%	0.6%	0.6%	0.7%
% of FP17s Relating to Continuations	44	2,149	2.0%	0.5%	0.7%	0.8%
% of Patients satisfied with the dentistry they have received	1	2	N/A	91.6%	93.6%	93.5%
% of Patients satisfied with the time they had to wait for an appointment	1	2	N/A	83.7%	86.3%	87.4%

* This is based on patients treated on this contract for their most recent course of treatment. Figures in italics indicate the base number of FP17s or Patient Questionnaire responses are less than 100. N/A is shown where the base number of responses is less than 10 during the period. % is calculated as Quantity/Base number*100

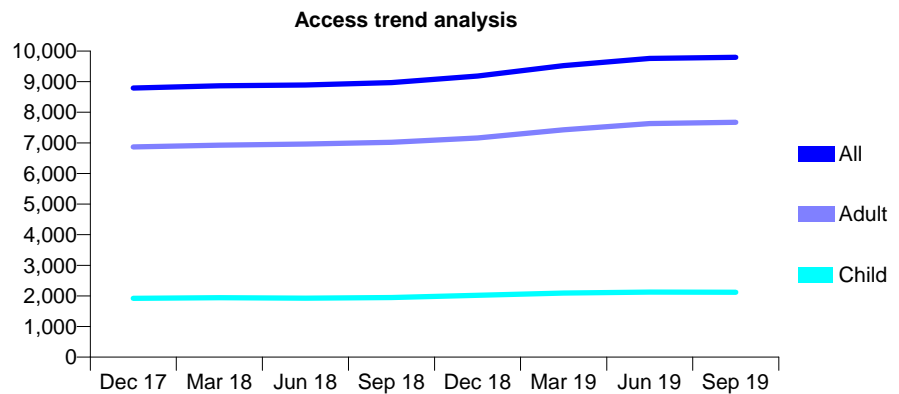
Q69 - Vital Signs At a Glance Contract Report for 961450/0001 - September 2019

Name or company name	Wootton House Dental Partnership
Contract type name	GDS Contract
Purpose of contract	General
Contract start date	21/05/2010
Contract end date	

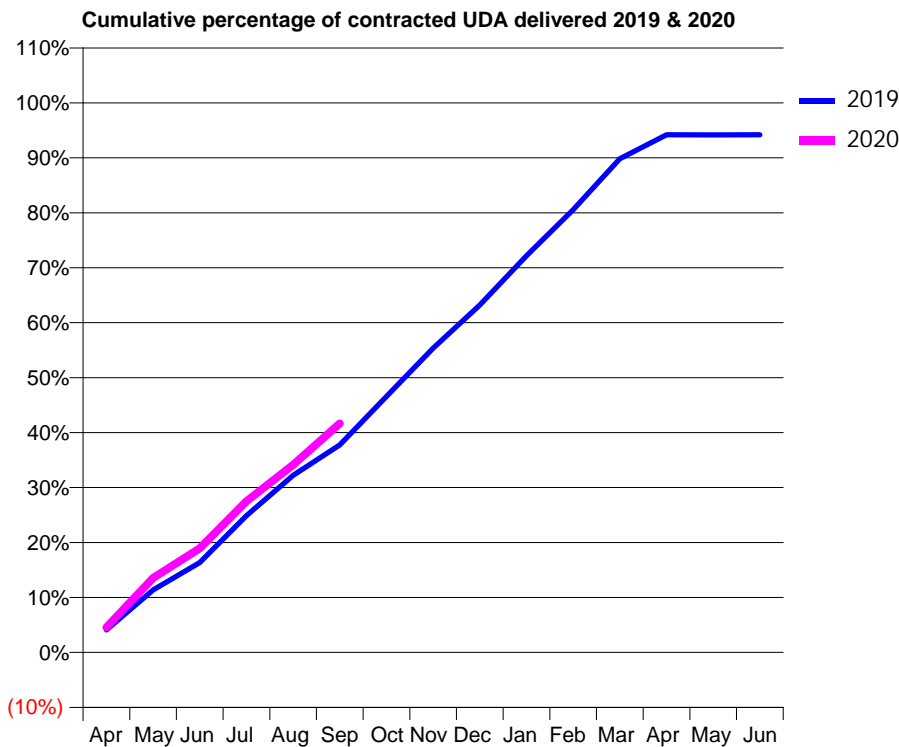
19/20 Contracted general activity (UDA)	26,774
Carry forward general activity (UDA)	0
19/20 Contracted orthodontic activity (UOA)	0
Carry forward orthodontic activity (UOA)	0
Baseline contract value	£672,820.92

ACCESS*

Patients seen in 24 months	Total	Change since previous quarter
Quarter ending September 2018	8,969	
Quarter ending December 2018	9,181	↑
Quarter ending March 2019	9,521	↑
Quarter ending June 2019	9,756	↑
Quarter ending September 2019	9,796	→
Variance since September 2018	9.2%	↑



ACTIVITY



Month	2019	2020
April	1,097	1,227
May	3,045	3,626
June	4,375	5,074
July	6,664	7,363
August	8,625	9,146
September	10,112	11,154
October	12,474	
November	14,830	
December	16,922	
January	19,324	
February	21,566	
March	24,049	
April	25,219	
May	25,215	
June	25,217	

QUALITY

	Quantity	Base Number	Contract	AT	Region	England
% of FP17s for the same patient ID Re-attending within 3 months - Children	101	1,742	5.8%	11.2%	10.8%	11.5%
% of FP17s for the same patient ID Re-attending within 3 months - Adults	712	5,129	13.9%	14.6%	15.2%	15.4%
% of FP17s for the same patient ID Re-attending between 3 & 9 months - Children	1,186	1,742	68.1%	59.3%	62.2%	59.7%
% of FP17s for the same patient ID Re-attending between 3 & 9 months - Adults	2,753	5,129	53.7%	49.7%	52.9%	51.7%
% of FP17s for Band 1 Urgent Courses	592	6,264	9.5%	10.0%	9.7%	9.2%
% of FP17s Relating to Free Repair or Replacements	50	6,264	0.8%	0.6%	0.6%	0.7%
% of FP17s Relating to Continuations	38	6,264	0.6%	0.5%	0.7%	0.8%
% of Patients satisfied with the dentistry they have received	4	4	N/A	91.6%	93.6%	93.5%
% of Patients satisfied with the time they had to wait for an appointment	4	4	N/A	83.7%	86.3%	87.4%

* This is based on patients treated on this contract for their most recent course of treatment. Figures in italics indicate the base number of FP17s or Patient Questionnaire responses are less than 100. N/A is shown where the base number of responses is less than 10 during the period. % is calculated as Quantity/Base number*100

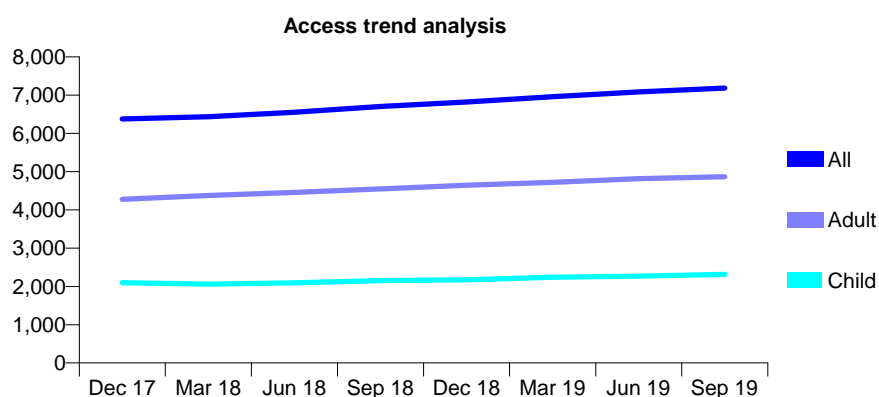
Q69 - Vital Signs At a Glance Contract Report for 962392/0001 - September 2019

Name or company name	MR N PATEL
Contract type name	GDS Contract
Purpose of contract	General
Contract start date	01/04/2008
Contract end date	

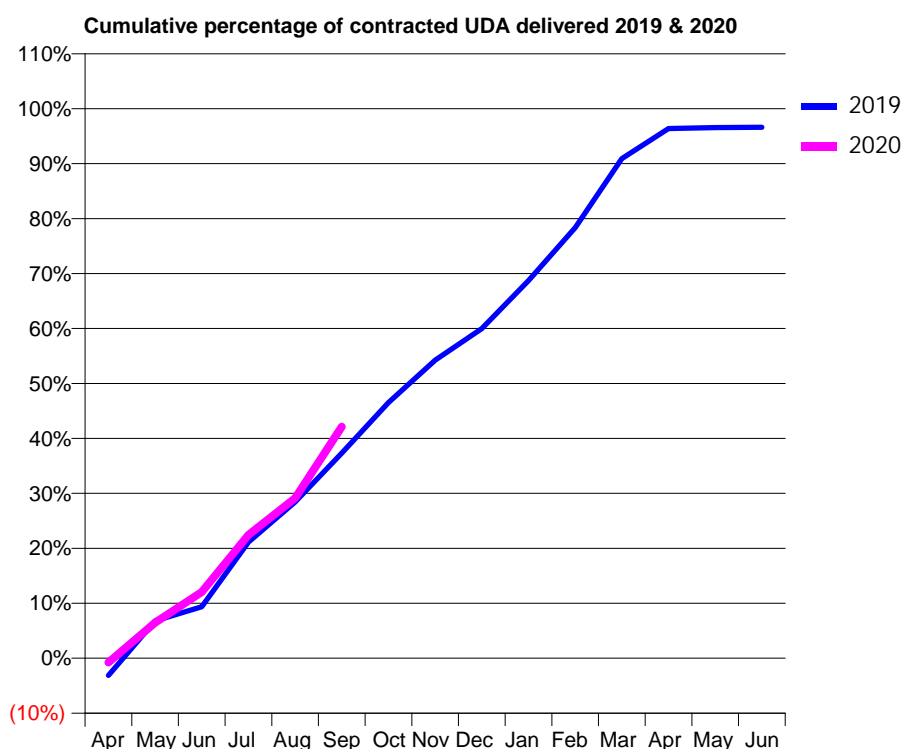
19/20 Contracted general activity (UDA)	12,712
Carry forward general activity (UDA)	471
19/20 Contracted orthodontic activity (UOA)	0
Carry forward orthodontic activity (UOA)	0
Baseline contract value	£323,782.19

ACCESS*

Patients seen in 24 months	Total	Change since previous quarter
Quarter ending September 2018	6,700	
Quarter ending December 2018	6,819	→
Quarter ending March 2019	6,961	↑
Quarter ending June 2019	7,084	→
Quarter ending September 2019	7,185	→
Variance since September 2018	7.2%	↑



ACTIVITY



Month	2019	2020
April	-441	-101
May	952	825
June	1,307	1,533
July	2,954	2,853
August	3,975	3,704
September	5,218	5,357
October	6,508	
November	7,585	
December	8,386	
January	9,608	
February	10,954	
March	12,714	
April	13,476	
May	13,500	
June	13,511	

QUALITY

	Quantity	Base Number	Contract	AT	Region	England
% of FP17s for the same patient ID Re-attending within 3 months - Children	142	1,997	7.1%	11.2%	10.8%	11.5%
% of FP17s for the same patient ID Re-attending within 3 months - Adults	375	3,006	12.5%	14.6%	15.2%	15.4%
% of FP17s for the same patient ID Re-attending between 3 & 9 months - Children	1,415	1,997	70.9%	59.3%	62.2%	59.7%
% of FP17s for the same patient ID Re-attending between 3 & 9 months - Adults	1,807	3,006	60.1%	49.7%	52.9%	51.7%
% of FP17s for Band 1 Urgent Courses	140	3,618	3.9%	10.0%	9.7%	9.2%
% of FP17s Relating to Free Repair or Replacements	27	3,618	0.7%	0.6%	0.6%	0.7%
% of FP17s Relating to Continuations	24	3,618	0.7%	0.5%	0.7%	0.8%
% of Patients satisfied with the dentistry they have received	2	2	N/A	91.6%	93.6%	93.5%
% of Patients satisfied with the time they had to wait for an appointment	2	2	N/A	83.7%	86.3%	87.4%

* This is based on patients treated on this contract for their most recent course of treatment. Figures in italics indicate the base number of FP17s or Patient Questionnaire responses are less than 100. N/A is shown where the base number of responses is less than 10 during the period. % is calculated as Quantity/Base number*100

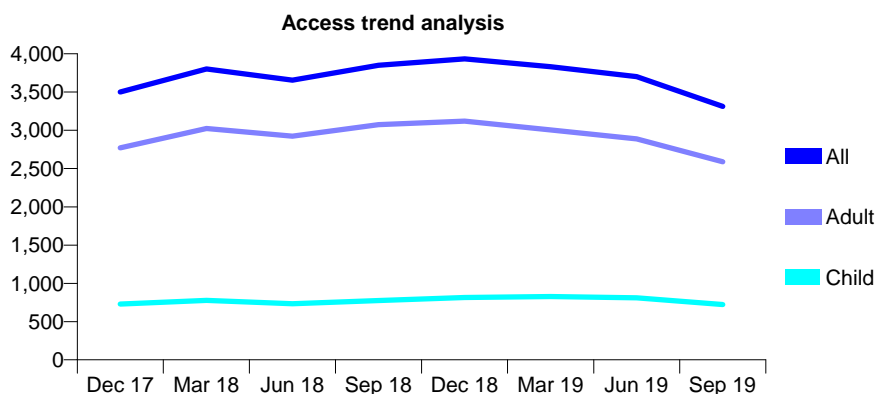
Q70 - Vital Signs At a Glance Contract Report for 10088/0000 - September 2019

Name or company name	Portsea Dental Care Ltd
Contract type name	GDS Contract
Purpose of contract	General
Contract start date	01/04/2016
Contract end date	03/07/2019

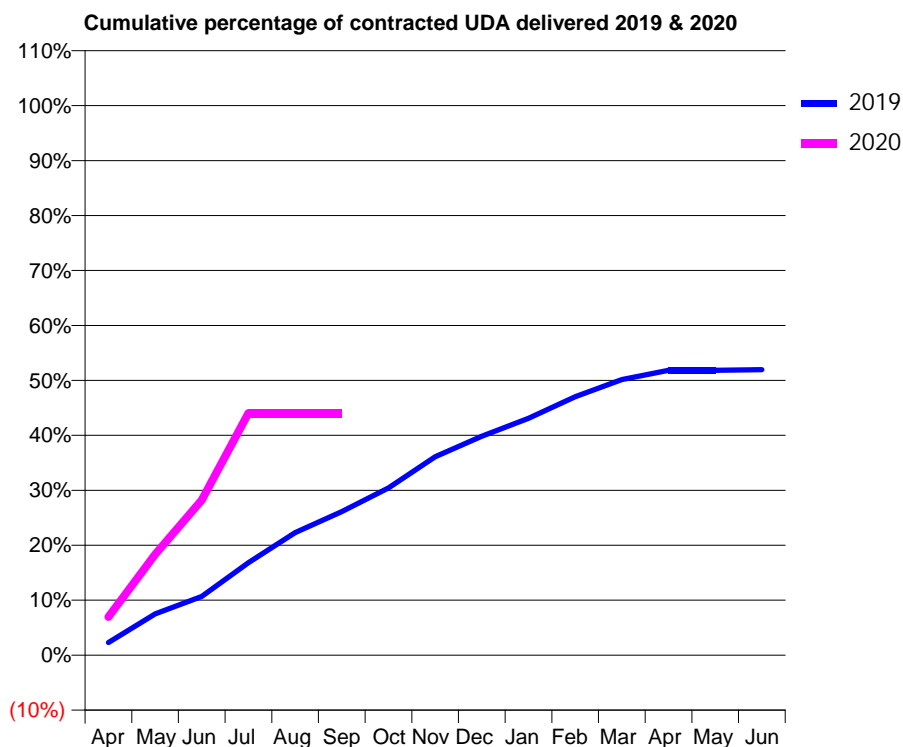
19/20 Contracted general activity (UDA)	4,387
Carry forward general activity (UDA)	0
19/20 Contracted orthodontic activity (UOA)	0
Carry forward orthodontic activity (UOA)	0
Baseline contract value	£100,504.52

ACCESS*

Patients seen in 24 months	Total	Change since previous quarter
Quarter ending September 2018	3,851	
Quarter ending December 2018	3,935	↑
Quarter ending March 2019	3,832	↓
Quarter ending June 2019	3,701	↓
Quarter ending September 2019	3,313	↓
Variance since September 2018	(14.0%)	↓



ACTIVITY



Month	Adjusted Scheduled Activity (UDA)	
	2019	2020
April	391	305
May	1,278	804
June	1,818	1,237
July	2,860	1,933
August	3,793	1,933
September	4,442	1,933
October	5,174	
November	6,141	
December	6,771	
January	7,330	
February	8,000	
March	8,526	
April	8,814	
May	8,815	
June	8,833	

QUALITY

	Quantity	Base Number	Contract	AT	Region	England
% of FP17s for the same patient ID Re-attending within 3 months - Children	19	188	10.1%	9.3%	10.8%	11.5%
% of FP17s for the same patient ID Re-attending within 3 months - Adults	128	681	18.8%	13.7%	15.2%	15.4%
% of FP17s for the same patient ID Re-attending between 3 & 9 months - Children	74	188	39.4%	62.8%	62.2%	59.7%
% of FP17s for the same patient ID Re-attending between 3 & 9 months - Adults	211	681	31.0%	53.3%	52.9%	51.7%
% of FP17s for Band 1 Urgent Courses	253	720	35.1%	10.0%	9.7%	9.2%
% of FP17s Relating to Free Repair or Replacements	0	720	0.0%	0.6%	0.6%	0.7%
% of FP17s Relating to Continuations	8	720	1.1%	0.8%	0.7%	0.8%
% of Patients satisfied with the dentistry they have received	0	0	N/A	93.2%	93.6%	93.5%
% of Patients satisfied with the time they had to wait for an appointment	0	0	N/A	85.0%	86.3%	87.4%

* This is based on patients treated on this contract for their most recent course of treatment. Figures in italics indicate the base number of FP17s or Patient Questionnaire responses are less than 100. N/A is shown where the base number of responses is less than 10 during the period. % is calculated as Quantity/Base number*100

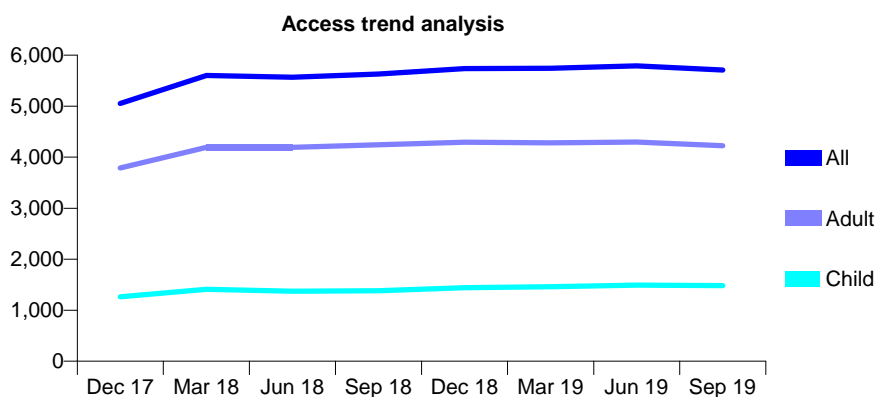
Q70 - Vital Signs At a Glance Contract Report for 100089/0000 - September 2019

Name or company name	Hilsea Dental Care Ltd
Contract type name	GDS Contract
Purpose of contract	General
Contract start date	01/04/2016
Contract end date	

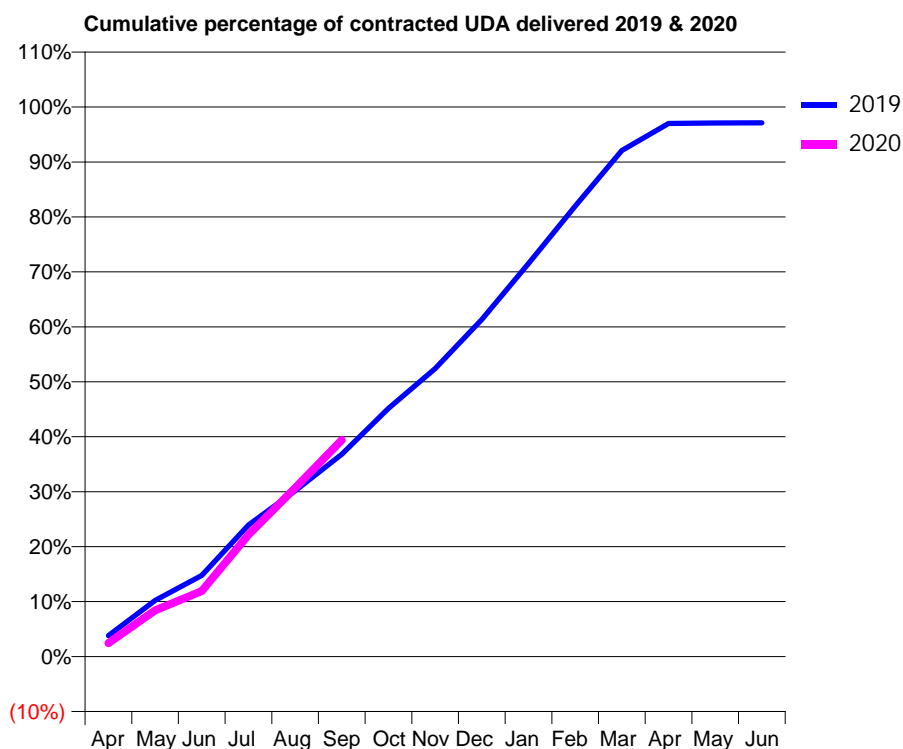
19/20 Contracted general activity (UDA)	17,002
Carry forward general activity (UDA)	490
19/20 Contracted orthodontic activity (UOA)	0
Carry forward orthodontic activity (UOA)	0
Baseline contract value	£389,451.78

ACCESS*

Patients seen in 24 months	Total	Change since previous quarter
Quarter ending September 2018	5,629	
Quarter ending December 2018	5,737	→
Quarter ending March 2019	5,744	→
Quarter ending June 2019	5,792	→
Quarter ending September 2019	5,708	↓
Variance since September 2018	1.4%	→



ACTIVITY



Month	Adjusted Scheduled Activity (UDA)	
	2019	2020
April	649	416
May	1,738	1,430
June	2,511	2,023
July	4,071	3,770
August	5,129	5,217
September	6,255	6,698
October	7,678	
November	8,916	
December	10,430	
January	12,160	
February	13,934	
March	15,654	
April	16,493	
May	16,507	
June	16,511	

QUALITY

	Quantity	Base Number	Contract	AT	Region	England
% of FP17s for the same patient ID Re-attending within 3 months - Children	71	859	8.3%	9.3%	10.8%	11.5%
% of FP17s for the same patient ID Re-attending within 3 months - Adults	280	2,154	13.0%	13.7%	15.2%	15.4%
% of FP17s for the same patient ID Re-attending between 3 & 9 months - Children	430	859	50.1%	62.8%	62.2%	59.7%
% of FP17s for the same patient ID Re-attending between 3 & 9 months - Adults	858	2,154	39.8%	53.3%	52.9%	51.7%
% of FP17s for Band 1 Urgent Courses	644	2,723	23.7%	10.0%	9.7%	9.2%
% of FP17s Relating to Free Repair or Replacements	16	2,723	0.6%	0.6%	0.6%	0.7%
% of FP17s Relating to Continuations	12	2,723	0.4%	0.8%	0.7%	0.8%
% of Patients satisfied with the dentistry they have received	0	0	N/A	93.2%	93.6%	93.5%
% of Patients satisfied with the time they had to wait for an appointment	0	0	N/A	85.0%	86.3%	87.4%

* This is based on patients treated on this contract for their most recent course of treatment. Figures in italics indicate the base number of FP17s or Patient Questionnaire responses are less than 100. N/A is shown where the base number of responses is less than 10 during the period. % is calculated as Quantity/Base number*100

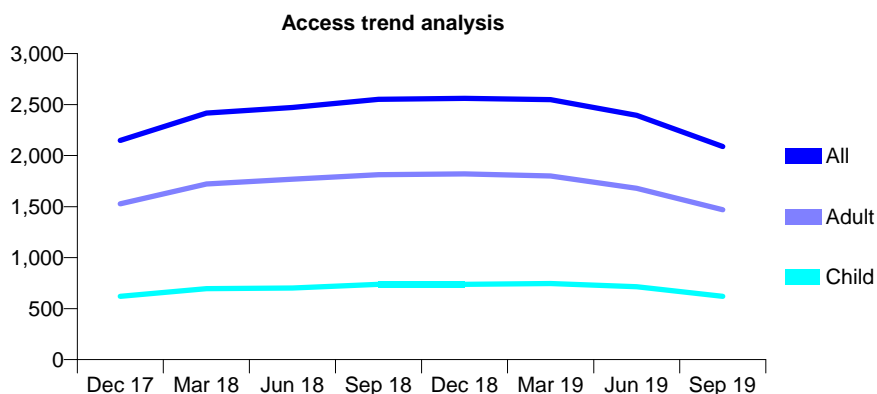
Q70 - Vital Signs At a Glance Contract Report for 100091/0000 - September 2019

Name or company name	Paulsgrove Dental Care Ltd
Contract type name	GDS Contract
Purpose of contract	General
Contract start date	01/04/2016
Contract end date	17/06/2019

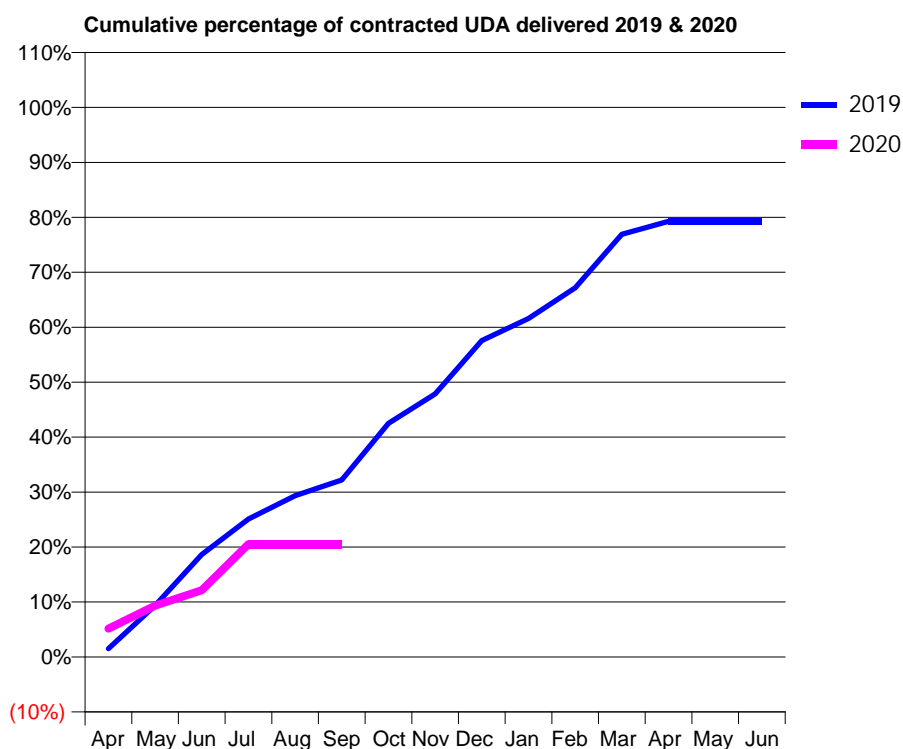
19/20 Contracted general activity (UDA)	1,498
Carry forward general activity (UDA)	0
19/20 Contracted orthodontic activity (UOA)	0
Carry forward orthodontic activity (UOA)	0
Baseline contract value	£34,941.55

ACCESS*

Patients seen in 24 months	Total	Change since previous quarter
Quarter ending September 2018	2,552	
Quarter ending December 2018	2,561	→
Quarter ending March 2019	2,548	→
Quarter ending June 2019	2,396	↓
Quarter ending September 2019	2,090	↓
Variance since September 2018	(18.1%)	↓



ACTIVITY



Month	2019	2020
April	106	77
May	656	140
June	1,304	182
July	1,757	307
August	2,054	307
September	2,256	307
October	2,978	
November	3,352	
December	4,031	
January	4,314	
February	4,705	
March	5,386	
April	5,551	
May	5,551	
June	5,551	

QUALITY

	Quantity	Base Number	Contract	AT	Region	England
% of FP17s for the same patient ID Re-attending within 3 months - Children	3	43	7.0%	9.3%	10.8%	11.5%
% of FP17s for the same patient ID Re-attending within 3 months - Adults	26	196	13.3%	13.7%	15.2%	15.4%
% of FP17s for the same patient ID Re-attending between 3 & 9 months - Children	14	43	32.6%	62.8%	62.2%	59.7%
% of FP17s for the same patient ID Re-attending between 3 & 9 months - Adults	59	196	30.1%	53.3%	52.9%	51.7%
% of FP17s for Band 1 Urgent Courses	47	160	29.4%	10.0%	9.7%	9.2%
% of FP17s Relating to Free Repair or Replacements	0	160	0.0%	0.6%	0.6%	0.7%
% of FP17s Relating to Continuations	2	160	1.3%	0.8%	0.7%	0.8%
% of Patients satisfied with the dentistry they have received	0	0	N/A	93.2%	93.6%	93.5%
% of Patients satisfied with the time they had to wait for an appointment	0	0	N/A	85.0%	86.3%	87.4%

* This is based on patients treated on this contract for their most recent course of treatment.

Figures in italics indicate the base number of FP17s or Patient Questionnaire responses are less than 100. N/A is shown where the base number of responses is less than 10 during the period. % is calculated as Quantity/Base number*100

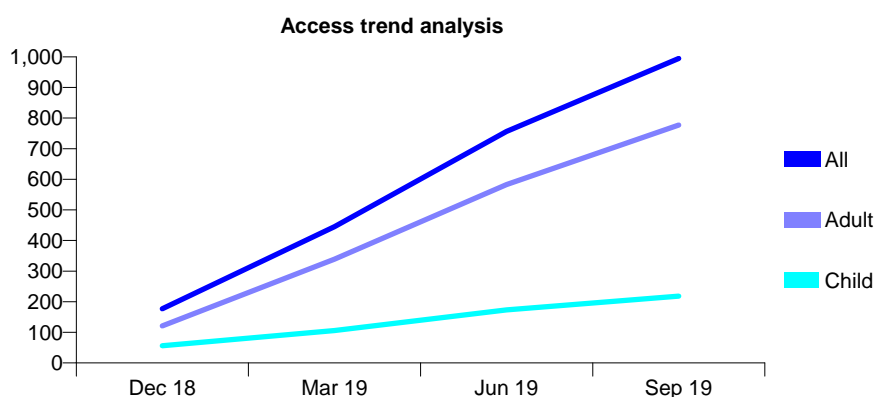
Q70 - Vital Signs At a Glance Contract Report for 100885/0000 - September 2019

Name or company name	Solent Dental Services
Contract type name	PDS Contract
Purpose of contract	General
Contract start date	01/10/2018
Contract end date	31/03/2020

19/20 Contracted general activity (UDA)	3,586
Carry forward general activity (UDA)	0
19/20 Contracted orthodontic activity (UOA)	0
Carry forward orthodontic activity (UOA)	0
Baseline contract value	£554,161.75

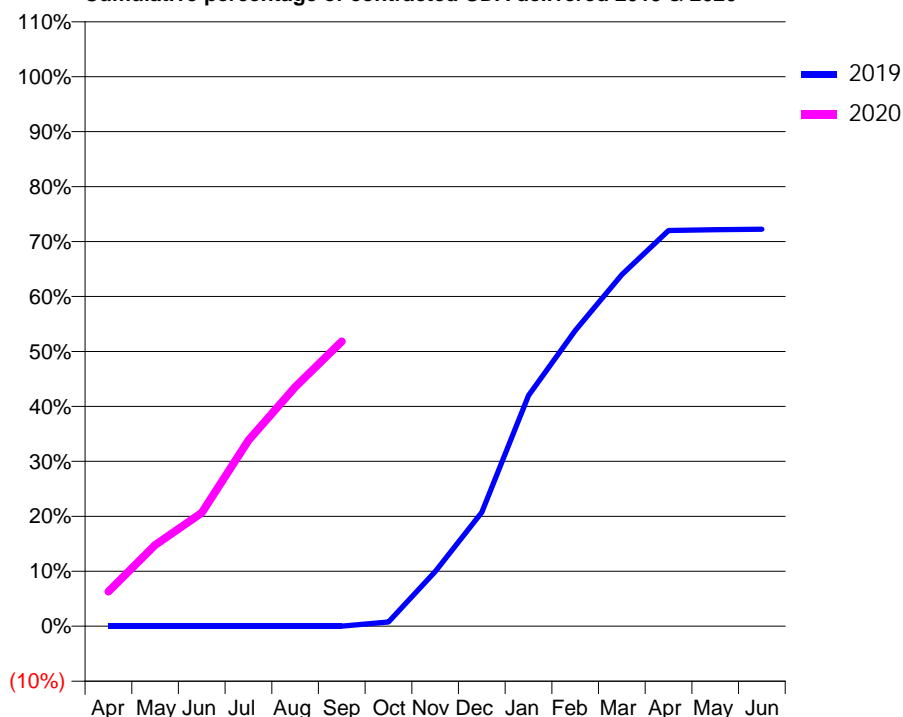
ACCESS*

Patients seen in 24 months	Total	Change since previous quarter
Quarter ending September 2018	0	
Quarter ending December 2018	177	↑
Quarter ending March 2019	445	↑
Quarter ending June 2019	756	↑
Quarter ending September 2019	995	↑
Variance since September 2018	N/A	



ACTIVITY

Cumulative percentage of contracted UDA delivered 2019 & 2020



Adjusted Scheduled Activity (UDA)

Month	2019	2020
April	0	227
May	0	530
June	0	740
July	0	1,214
August	0	1,561
September	0	1,859
October	14	
November	179	
December	372	
January	753	
February	965	
March	1,147	
April	1,291	
May	1,294	
June	1,295	

QUALITY

	Quantity	Base Number	Contract	AT	Region	England
% of FP17s for the same patient ID Re-attending within 3 months - Children	14	211	6.6%	9.3%	10.8%	11.5%
% of FP17s for the same patient ID Re-attending within 3 months - Adults	79	639	12.4%	13.7%	15.2%	15.4%
% of FP17s for the same patient ID Re-attending between 3 & 9 months - Children	47	211	22.3%	62.8%	62.2%	59.7%
% of FP17s for the same patient ID Re-attending between 3 & 9 months - Adults	74	639	11.6%	53.3%	52.9%	51.7%
% of FP17s for Band 1 Urgent Courses	78	769	10.1%	10.0%	9.7%	9.2%
% of FP17s Relating to Free Repair or Replacements	2	769	0.3%	0.6%	0.6%	0.7%
% of FP17s Relating to Continuations	10	769	1.3%	0.8%	0.7%	0.8%
% of Patients satisfied with the dentistry they have received	0	0	N/A	93.2%	93.6%	93.5%
% of Patients satisfied with the time they had to wait for an appointment	0	0	N/A	85.0%	86.3%	87.4%

* This is based on patients treated on this contract for their most recent course of treatment.

Figures in italics indicate the base number of FP17s or Patient Questionnaire responses are less than 100. N/A is shown where the base number of responses is less than 10 during the period. % is calculated as Quantity/Base number*100

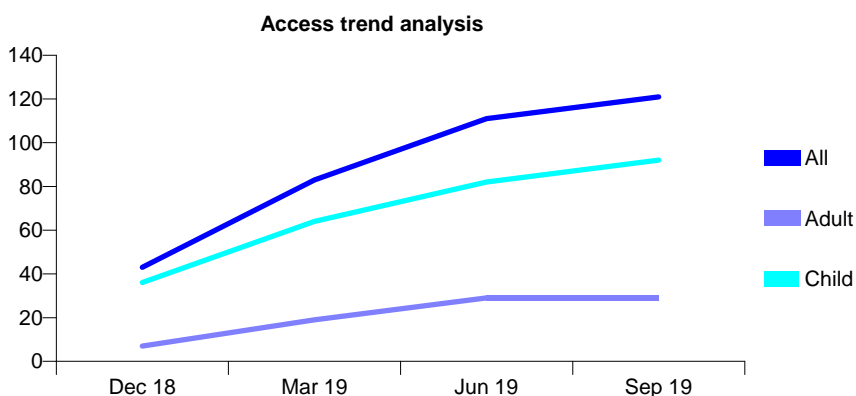
Q70 - Vital Signs At a Glance Contract Report for 100886/0000 - September 2019

Name or company name	Solent Dental Services
Contract type name	PDS Contract
Purpose of contract	General
Contract start date	01/10/2018
Contract end date	31/03/2020

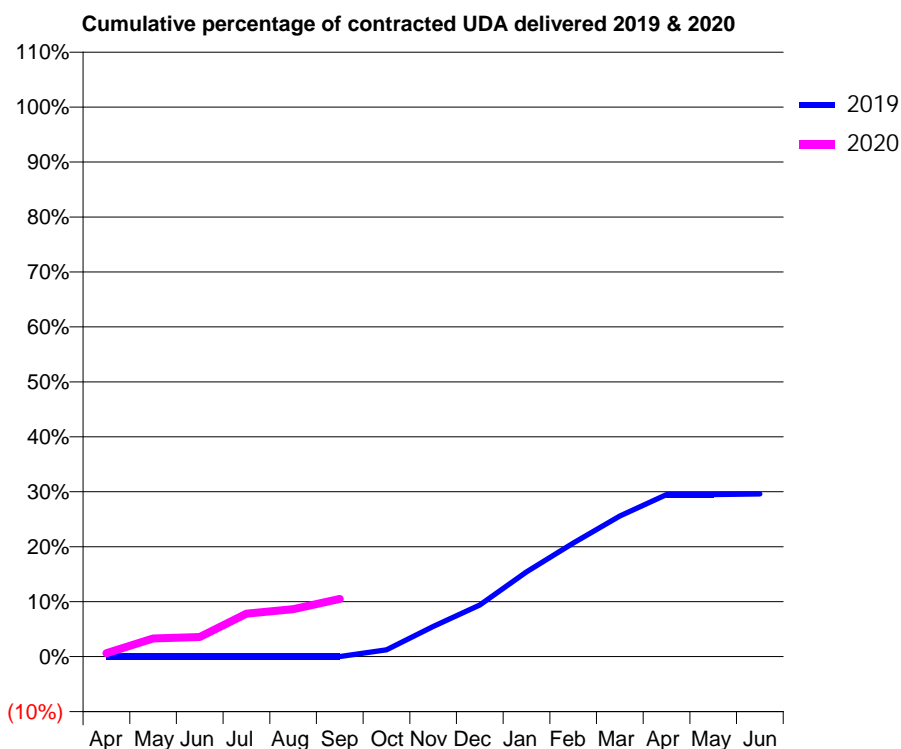
19/20 Contracted general activity (UDA)	1,793
Carry forward general activity (UDA)	0
19/20 Contracted orthodontic activity (UOA)	0
Carry forward orthodontic activity (UOA)	0
Baseline contract value	£277,080.87

ACCESS*

Patients seen in 24 months	Total	Change since previous quarter
Quarter ending September 2018	0	
Quarter ending December 2018	43	↑
Quarter ending March 2019	83	↑
Quarter ending June 2019	111	↑
Quarter ending September 2019	121	↑
Variance since September 2018	N/A	



ACTIVITY



Month	Adjusted Scheduled Activity (UDA)	
	2019	2020
April	0	11
May	0	59
June	0	64
July	0	140
August	0	155
September	0	188
October	11	
November	49	
December	84	
January	138	
February	185	
March	230	
April	265	
May	265	
June	266	

QUALITY

	Quantity	Base Number	Contract	AT	Region	England
% of FP17s for the same patient ID Re-attending within 3 months - Children	5	84	6.0%	9.3%	10.8%	11.5%
% of FP17s for the same patient ID Re-attending within 3 months - Adults	0	16	0.0%	13.7%	15.2%	15.4%
% of FP17s for the same patient ID Re-attending between 3 & 9 months - Children	1	84	1.2%	62.8%	62.2%	59.7%
% of FP17s for the same patient ID Re-attending between 3 & 9 months - Adults	0	16	0.0%	53.3%	52.9%	51.7%
% of FP17s for Band 1 Urgent Courses	1	85	1.2%	10.0%	9.7%	9.2%
% of FP17s Relating to Free Repair or Replacements	0	85	0.0%	0.6%	0.6%	0.7%
% of FP17s Relating to Continuations	0	85	0.0%	0.8%	0.7%	0.8%
% of Patients satisfied with the dentistry they have received	0	0	N/A	93.2%	93.6%	93.5%
% of Patients satisfied with the time they had to wait for an appointment	0	0	N/A	85.0%	86.3%	87.4%

* This is based on patients treated on this contract for their most recent course of treatment. Figures in italics indicate the base number of FP17s or Patient Questionnaire responses are less than 100. N/A is shown where the base number of responses is less than 10 during the period. % is calculated as Quantity/Base number*100

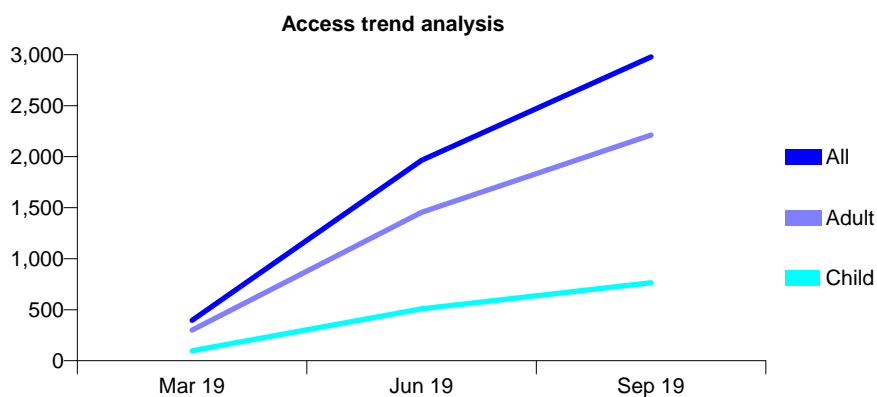
Q70 - Vital Signs At a Glance Contract Report for 100983/0000 - September 2019

Name or company name	Alton Dental Ltd
Contract type name	GDS Contract
Purpose of contract	General
Contract start date	01/02/2019
Contract end date	30/11/2020

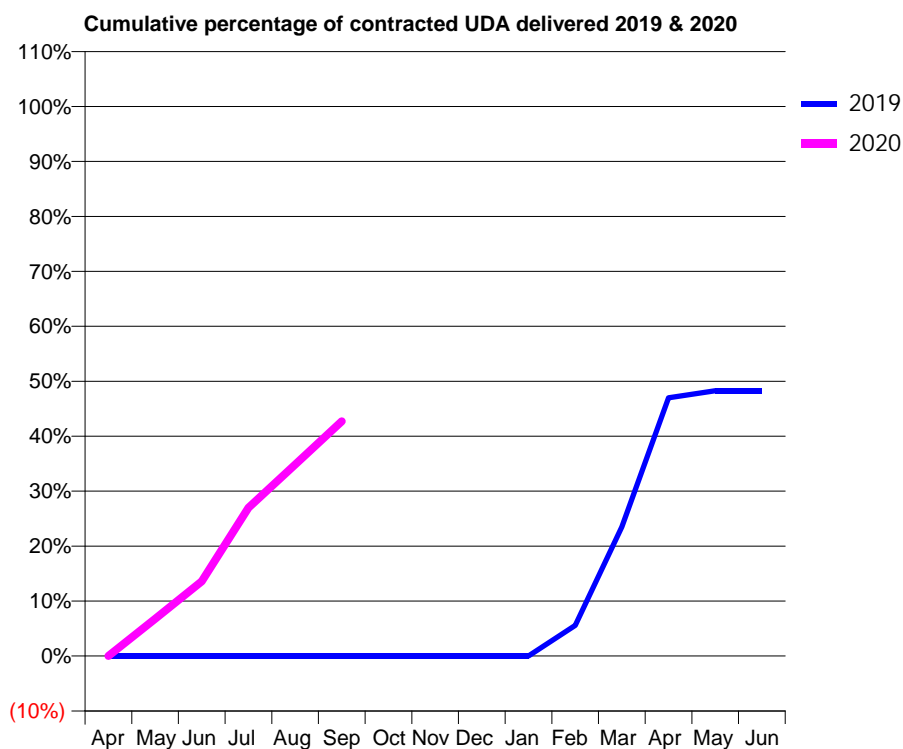
19/20 Contracted general activity (UDA)	15,000
Carry forward general activity (UDA)	0
19/20 Contracted orthodontic activity (UOA)	0
Carry forward orthodontic activity (UOA)	0
Baseline contract value	£420,621.18

ACCESS*

Patients seen in 24 months	Total	Change since previous quarter
Quarter ending September 2018	0	
Quarter ending December 2018	0	
Quarter ending March 2019	397	
Quarter ending June 2019	1,964	↑
Quarter ending September 2019	2,978	↑
Variance since September 2018	N/A	



ACTIVITY



Month	Adjusted Scheduled Activity (UDA)	
	2019	2020
April	0	0
May	0	1,018
June	0	2,037
July	0	4,046
August	0	5,230
September	0	6,409
October	0	
November	0	
December	0	
January	0	
February	140	
March	587	
April	1,175	
May	1,207	
June	1,207	

QUALITY

	Quantity	Base Number	Contract	AT	Region	England
% of FP17s for the same patient ID Re-attending within 3 months - Children	61	894	6.8%	9.3%	10.8%	11.5%
% of FP17s for the same patient ID Re-attending within 3 months - Adults	383	2,742	14.0%	13.7%	15.2%	15.4%
% of FP17s for the same patient ID Re-attending between 3 & 9 months - Children	97	894	10.9%	62.8%	62.2%	59.7%
% of FP17s for the same patient ID Re-attending between 3 & 9 months - Adults	279	2,742	10.2%	53.3%	52.9%	51.7%
% of FP17s for Band 1 Urgent Courses	445	3,243	13.7%	10.0%	9.7%	9.2%
% of FP17s Relating to Free Repair or Replacements	9	3,243	0.3%	0.6%	0.6%	0.7%
% of FP17s Relating to Continuations	9	3,243	0.3%	0.8%	0.7%	0.8%
% of Patients satisfied with the dentistry they have received	1	1	N/A	93.2%	93.6%	93.5%
% of Patients satisfied with the time they had to wait for an appointment	1	1	N/A	85.0%	86.3%	87.4%

* This is based on patients treated on this contract for their most recent course of treatment. Figures in italics indicate the base number of FP17s or Patient Questionnaire responses are less than 100. N/A is shown where the base number of responses is less than 10 during the period. % is calculated as Quantity/Base number*100

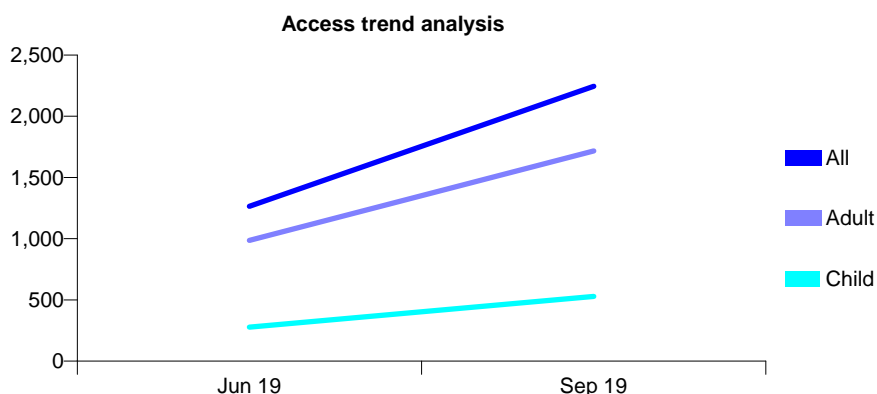
Q70 - Vital Signs At a Glance Contract Report for 101144/0000 - September 2019

Name or company name	Mr M Rzepski & Mrs A Grycz-Rzepka
Contract type name	GDS Contract
Purpose of contract	General
Contract start date	01/04/2019
Contract end date	

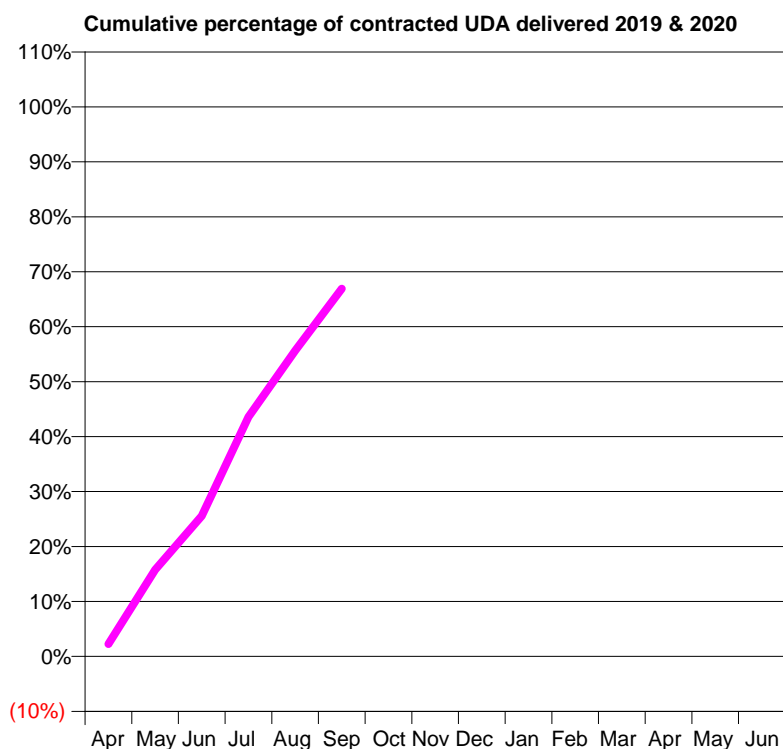
19/20 Contracted general activity (UDA)	6,000
Carry forward general activity (UDA)	0
19/20 Contracted orthodontic activity (UOA)	0
Carry forward orthodontic activity (UOA)	0
Baseline contract value	£158,429.84

ACCESS*

Patients seen in 24 months	Total	Change since previous quarter
Quarter ending September 2018	0	
Quarter ending December 2018	0	
Quarter ending March 2019	0	
Quarter ending June 2019	1,264	↑
Quarter ending September 2019	2,246	↑
Variance since September 2018	N/A	



ACTIVITY



Adjusted Scheduled Activity (UDA)		
Month	2019	2020
April	0	137
May	0	945
June	0	1,534
July	0	2,615
August	0	3,338
September	0	4,015
October	0	
November	0	
December	0	
January	0	
February	0	
March	0	
April	0	
May	0	
June	0	

QUALITY

	Quantity	Base Number	Contract	AT	Region	England
% of FP17s for the same patient ID Re-attending within 3 months - Children	14	576	2.4%	9.3%	10.8%	11.5%
% of FP17s for the same patient ID Re-attending within 3 months - Adults	122	1,919	6.4%	13.7%	15.2%	15.4%
% of FP17s for the same patient ID Re-attending between 3 & 9 months - Children	9	576	1.6%	62.8%	62.2%	59.7%
% of FP17s for the same patient ID Re-attending between 3 & 9 months - Adults	34	1,919	1.8%	53.3%	52.9%	51.7%
% of FP17s for Band 1 Urgent Courses	126	2,495	5.1%	10.0%	9.7%	9.2%
% of FP17s Relating to Free Repair or Replacements	8	2,495	0.3%	0.6%	0.6%	0.7%
% of FP17s Relating to Continuations	52	2,495	2.1%	0.8%	0.7%	0.8%
% of Patients satisfied with the dentistry they have received	1	1	N/A	93.2%	93.6%	93.5%
% of Patients satisfied with the time they had to wait for an appointment	1	1	N/A	85.0%	86.3%	87.4%

* This is based on patients treated on this contract for their most recent course of treatment. Figures in italics indicate the base number of FP17s or Patient Questionnaire responses are less than 100. N/A is shown where the base number of responses is less than 10 during the period. % is calculated as Quantity/Base number*100

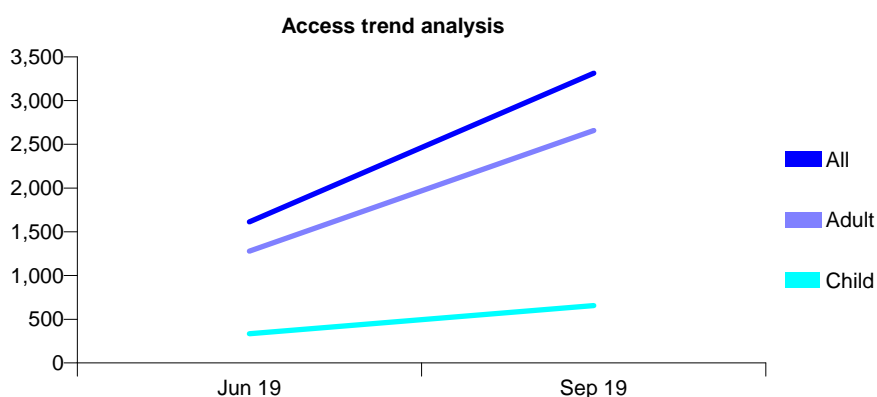
Q70 - Vital Signs At a Glance Contract Report for 101147/0000 - September 2019

Name or company name	Dentapol Ltd
Contract type name	GDS Contract
Purpose of contract	General
Contract start date	01/04/2019
Contract end date	

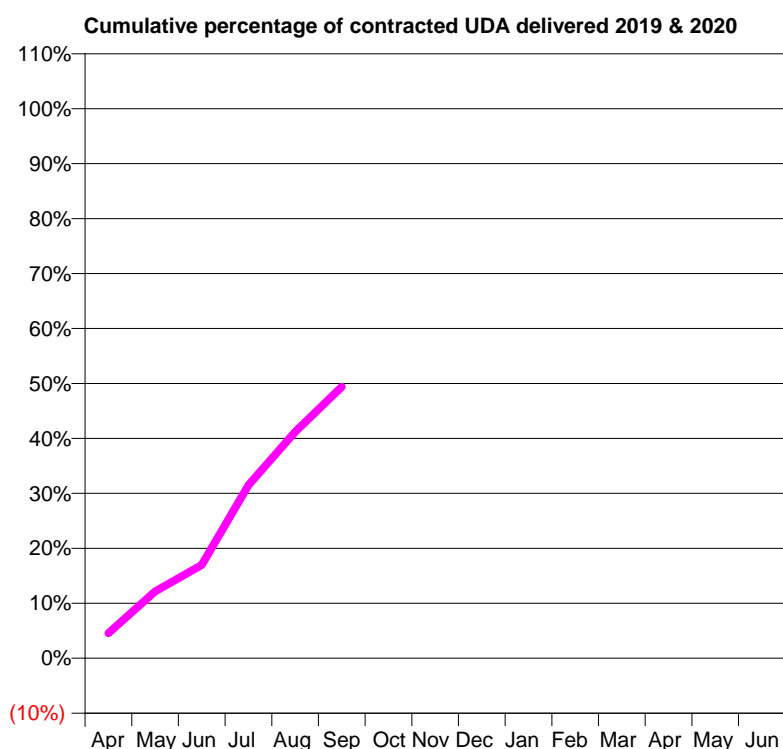
19/20 Contracted general activity (UDA)	13,000
Carry forward general activity (UDA)	0
19/20 Contracted orthodontic activity (UOA)	0
Carry forward orthodontic activity (UOA)	0
Baseline contract value	£341,556.88

ACCESS*

Patients seen in 24 months	Total	Change since previous quarter
Quarter ending September 2018	0	
Quarter ending December 2018	0	
Quarter ending March 2019	0	
Quarter ending June 2019	1,612	↑
Quarter ending September 2019	3,313	↑
Variance since September 2018	N/A	



ACTIVITY



Month	Adjusted Scheduled Activity (UDA)	
	2019	2020
April	0	593
May	0	1,582
June	0	2,206
July	0	4,096
August	0	5,356
September	0	6,417
October	0	
November	0	
December	0	
January	0	
February	0	
March	0	
April	0	
May	0	
June	0	

QUALITY

	Quantity	Base Number	Contract	AT	Region	England
% of FP17s for the same patient ID Re-attending within 3 months - Children	16	687	2.3%	9.3%	10.8%	11.5%
% of FP17s for the same patient ID Re-attending within 3 months - Adults	215	2,904	7.4%	13.7%	15.2%	15.4%
% of FP17s for the same patient ID Re-attending between 3 & 9 months - Children	19	687	2.8%	62.8%	62.2%	59.7%
% of FP17s for the same patient ID Re-attending between 3 & 9 months - Adults	53	2,904	1.8%	53.3%	52.9%	51.7%
% of FP17s for Band 1 Urgent Courses	246	3,591	6.9%	10.0%	9.7%	9.2%
% of FP17s Relating to Free Repair or Replacements	20	3,591	0.6%	0.6%	0.6%	0.7%
% of FP17s Relating to Continuations	21	3,591	0.6%	0.8%	0.7%	0.8%
% of Patients satisfied with the dentistry they have received	1	1	N/A	93.2%	93.6%	93.5%
% of Patients satisfied with the time they had to wait for an appointment	1	1	N/A	85.0%	86.3%	87.4%

* This is based on patients treated on this contract for their most recent course of treatment.

Figures in italics indicate the base number of FP17s or Patient Questionnaire responses are less than 100. N/A is shown where the base number of responses is less than 10 during the period. % is calculated as Quantity/Base number*100

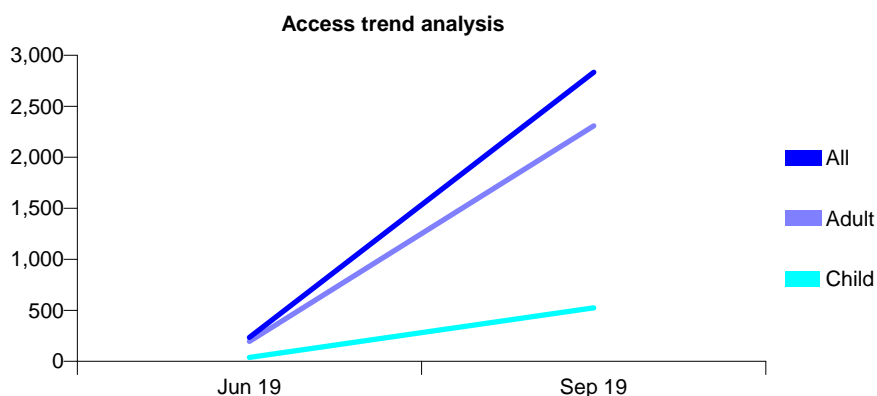
Q70 - Vital Signs At a Glance Contract Report for 101148/0000 - September 2019

Name or company name	Dentapol Ltd
Contract type name	GDS Contract
Purpose of contract	General
Contract start date	01/04/2019
Contract end date	

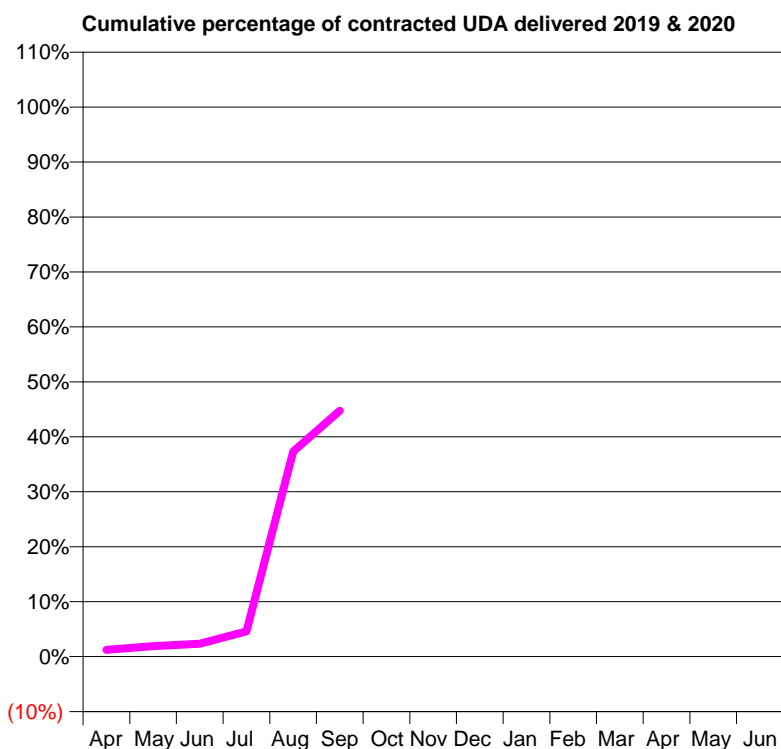
19/20 Contracted general activity (UDA)	16,400
Carry forward general activity (UDA)	0
19/20 Contracted orthodontic activity (UOA)	0
Carry forward orthodontic activity (UOA)	0
Baseline contract value	£433,698.10

ACCESS*

Patients seen in 24 months	Total	Change since previous quarter
Quarter ending September 2018	0	
Quarter ending December 2018	0	
Quarter ending March 2019	0	
Quarter ending June 2019	234	↑
Quarter ending September 2019	2,833	↑
Variance since September 2018	N/A	



ACTIVITY



Month	Adjusted Scheduled Activity (UDA)	
	2019	2020
April	0	204
May	0	313
June	0	383
July	0	756
August	0	6,118
September	0	7,337
October	0	
November	0	
December	0	
January	0	
February	0	
March	0	
April	0	
May	0	
June	0	

QUALITY

	Quantity	Base Number	Contract	AT	Region	England
% of FP17s for the same patient ID Re-attending within 3 months - Children	22	567	3.9%	9.3%	10.8%	11.5%
% of FP17s for the same patient ID Re-attending within 3 months - Adults	199	2,587	7.7%	13.7%	15.2%	15.4%
% of FP17s for the same patient ID Re-attending between 3 & 9 months - Children	12	567	2.1%	62.8%	62.2%	59.7%
% of FP17s for the same patient ID Re-attending between 3 & 9 months - Adults	45	2,587	1.7%	53.3%	52.9%	51.7%
% of FP17s for Band 1 Urgent Courses	294	3,154	9.3%	10.0%	9.7%	9.2%
% of FP17s Relating to Free Repair or Replacements	19	3,154	0.6%	0.6%	0.6%	0.7%
% of FP17s Relating to Continuations	7	3,154	0.2%	0.8%	0.7%	0.8%
% of Patients satisfied with the dentistry they have received	0	0	N/A	93.2%	93.6%	93.5%
% of Patients satisfied with the time they had to wait for an appointment	0	0	N/A	85.0%	86.3%	87.4%

* This is based on patients treated on this contract for their most recent course of treatment. Figures in italics indicate the base number of FP17s or Patient Questionnaire responses are less than 100. N/A is shown where the base number of responses is less than 10 during the period. % is calculated as Quantity/Base number*100

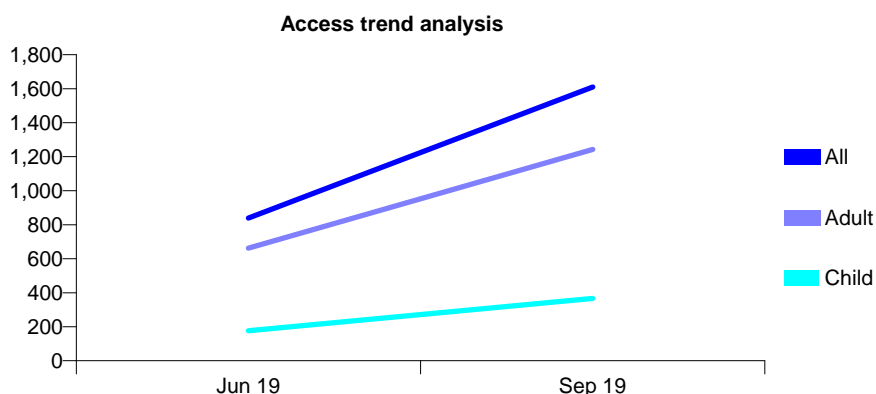
Q70 - Vital Signs At a Glance Contract Report for 101151/0000 - September 2019

Name or company name	Jonathan Mynors-Wallis, Jayne Mynors-Wa
Contract type name	GDS Contract
Purpose of contract	General
Contract start date	01/04/2019
Contract end date	

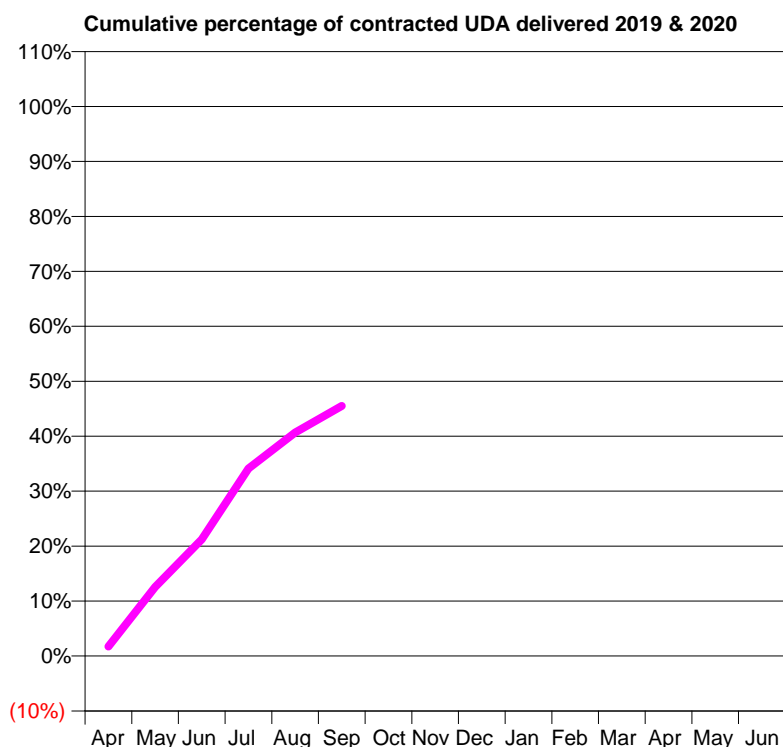
19/20 Contracted general activity (UDA)	6,000
Carry forward general activity (UDA)	0
19/20 Contracted orthodontic activity (UOA)	0
Carry forward orthodontic activity (UOA)	0
Baseline contract value	£186,155.06

ACCESS*

Patients seen in 24 months	Total	Change since previous quarter
Quarter ending September 2018	0	
Quarter ending December 2018	0	
Quarter ending March 2019	0	
Quarter ending June 2019	839	↑
Quarter ending September 2019	1,610	↑
Variance since September 2018	N/A	



ACTIVITY



Month	Adjusted Scheduled Activity (UDA)	
	2019	2020
April	0	103
May	0	753
June	0	1,273
July	0	2,047
August	0	2,441
September	0	2,731
October	0	
November	0	
December	0	
January	0	
February	0	
March	0	
April	0	
May	0	
June	0	

QUALITY

	Quantity	Base Number	Contract	AT	Region	England
% of FP17s for the same patient ID Re-attending within 3 months - Children	7	385	1.8%	9.3%	10.8%	11.5%
% of FP17s for the same patient ID Re-attending within 3 months - Adults	67	1,396	4.8%	13.7%	15.2%	15.4%
% of FP17s for the same patient ID Re-attending between 3 & 9 months - Children	2	385	0.5%	62.8%	62.2%	59.7%
% of FP17s for the same patient ID Re-attending between 3 & 9 months - Adults	13	1,396	0.9%	53.3%	52.9%	51.7%
% of FP17s for Band 1 Urgent Courses	183	1,338	13.7%	10.0%	9.7%	9.2%
% of FP17s Relating to Free Repair or Replacements	15	1,338	1.1%	0.6%	0.6%	0.7%
% of FP17s Relating to Continuations	9	1,338	0.7%	0.8%	0.7%	0.8%
% of Patients satisfied with the dentistry they have received	0	0	N/A	93.2%	93.6%	93.5%
% of Patients satisfied with the time they had to wait for an appointment	0	0	N/A	85.0%	86.3%	87.4%

* This is based on patients treated on this contract for their most recent course of treatment. Figures in italics indicate the base number of FP17s or Patient Questionnaire responses are less than 100. N/A is shown where the base number of responses is less than 10 during the period. % is calculated as Quantity/Base number*100

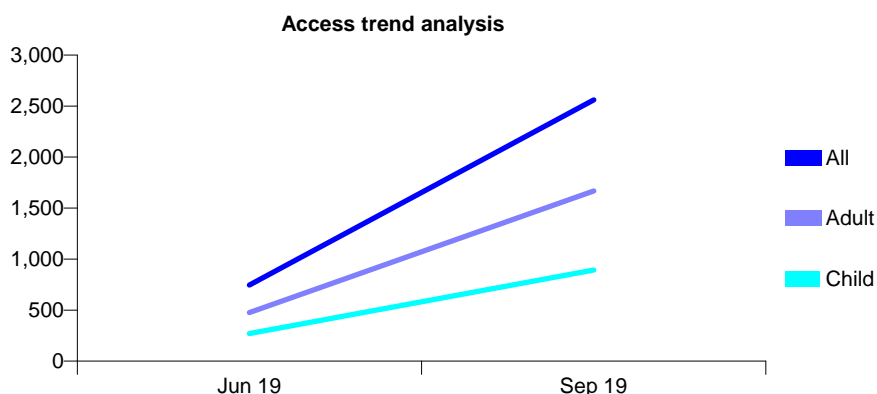
Q70 - Vital Signs At a Glance Contract Report for 101207/0000 - September 2019

Name or company name	Farnborough Dental Centre Ltd
Contract type name	GDS Contract
Purpose of contract	General
Contract start date	01/05/2019
Contract end date	

19/20 Contracted general activity (UDA)	11,509
Carry forward general activity (UDA)	0
19/20 Contracted orthodontic activity (UOA)	0
Carry forward orthodontic activity (UOA)	0
Baseline contract value	£312,780.74

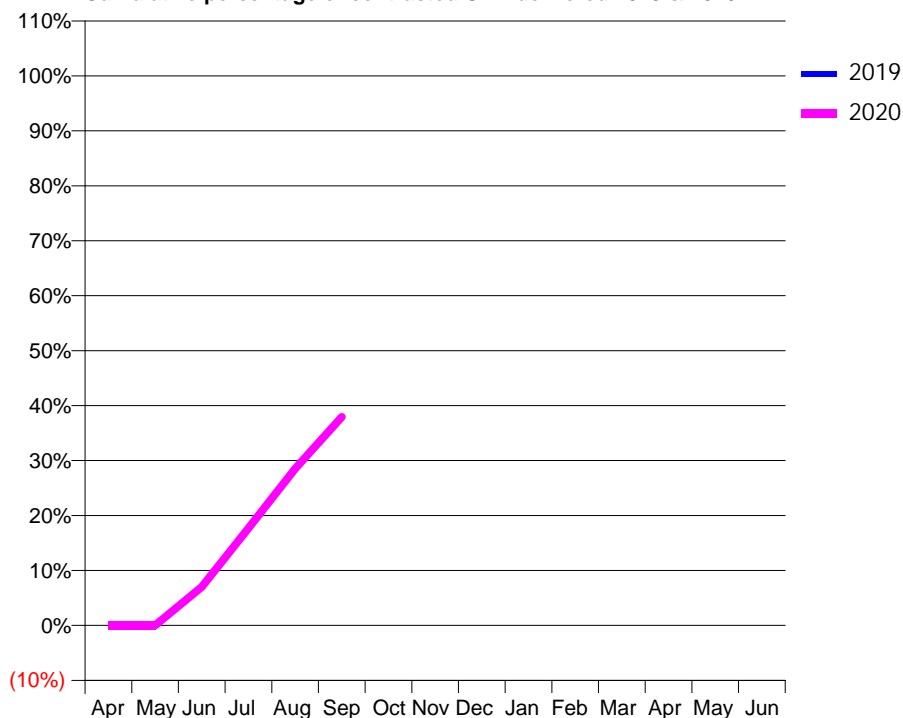
ACCESS*

Patients seen in 24 months	Total	Change since previous quarter
Quarter ending September 2018	0	
Quarter ending December 2018	0	
Quarter ending March 2019	0	
Quarter ending June 2019	746	↑
Quarter ending September 2019	2,561	↑
Variance since September 2018	N/A	



ACTIVITY

Cumulative percentage of contracted UDA delivered 2019 & 2020



Adjusted Scheduled Activity (UDA)

Month	2019	2020
April	0	0
May	0	0
June	0	806
July	0	2,037
August	0	3,282
September	0	4,368
October	0	
November	0	
December	0	
January	0	
February	0	
March	0	
April	0	
May	0	
June	0	

QUALITY

	Quantity	Base Number	Contract	AT	Region	England
% of FP17s for the same patient ID Re-attending within 3 months - Children	17	870	2.0%	9.3%	10.8%	11.5%
% of FP17s for the same patient ID Re-attending within 3 months - Adults	44	1,676	2.6%	13.7%	15.2%	15.4%
% of FP17s for the same patient ID Re-attending between 3 & 9 months - Children	13	870	1.5%	62.8%	62.2%	59.7%
% of FP17s for the same patient ID Re-attending between 3 & 9 months - Adults	9	1,676	0.5%	53.3%	52.9%	51.7%
% of FP17s for Band 1 Urgent Courses	108	2,546	4.2%	10.0%	9.7%	9.2%
% of FP17s Relating to Free Repair or Replacements	1	2,546	0.0%	0.6%	0.6%	0.7%
% of FP17s Relating to Continuations	2	2,546	0.1%	0.8%	0.7%	0.8%
% of Patients satisfied with the dentistry they have received	0	0	N/A	93.2%	93.6%	93.5%
% of Patients satisfied with the time they had to wait for an appointment	0	0	N/A	85.0%	86.3%	87.4%

* This is based on patients treated on this contract for their most recent course of treatment.

Figures in italics indicate the base number of FP17s or Patient Questionnaire responses are less than 100. N/A is shown where the base number of responses is less than 10 during the period. % is calculated as Quantity/Base number*100

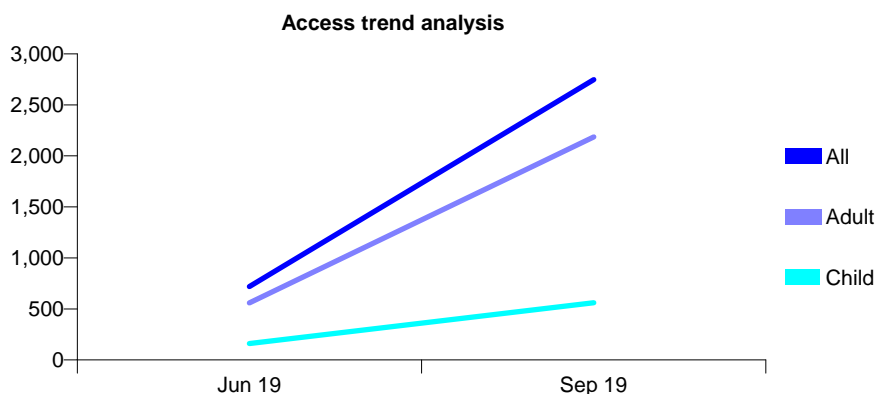
Q70 - Vital Signs At a Glance Contract Report for 101208/0000 - September 2019

Name or company name	Farnborough Dental Centre Ltd
Contract type name	GDS Contract
Purpose of contract	General and Orthodontic
Contract start date	01/05/2019
Contract end date	

19/20 Contracted general activity (UDA)	14,894
Carry forward general activity (UDA)	0
19/20 Contracted orthodontic activity (UOA)	2,221
Carry forward orthodontic activity (UOA)	0
Baseline contract value	£537,851.74

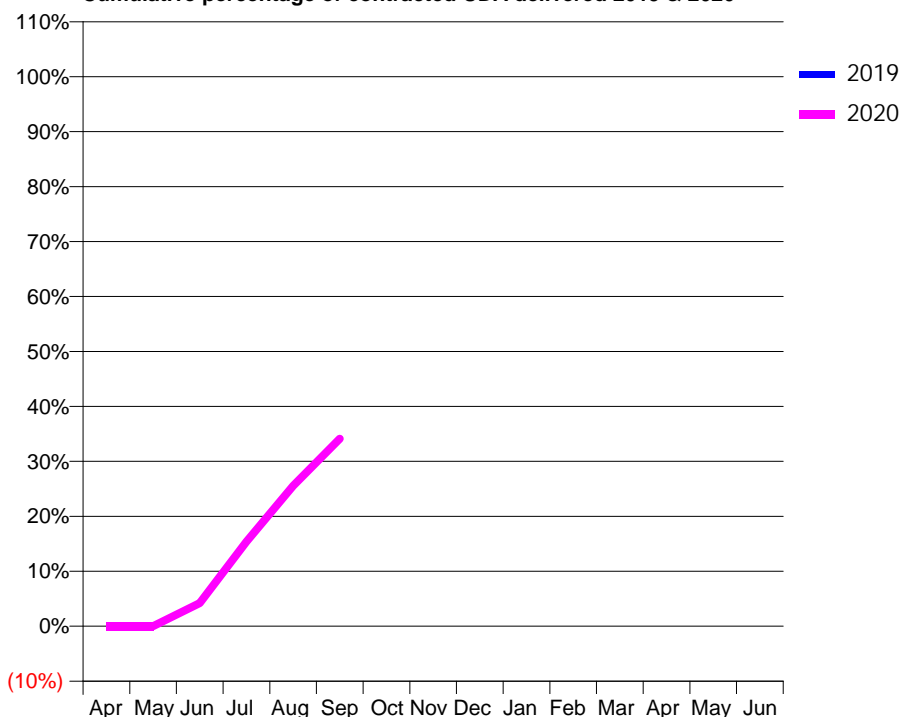
ACCESS*

Patients seen in 24 months	Total	Change since previous quarter
Quarter ending September 2018	0	
Quarter ending December 2018	0	
Quarter ending March 2019	0	
Quarter ending June 2019	720	↑
Quarter ending September 2019	2,747	↑
Variance since September 2018	N/A	



ACTIVITY

Cumulative percentage of contracted UDA delivered 2019 & 2020



Month	Adjusted Scheduled Activity (UDA)	
	2019	2020
April	0	0
May	0	0
June	0	628
July	0	2,293
August	0	3,807
September	0	5,079
October	0	
November	0	
December	0	
January	0	
February	0	
March	0	
April	0	
May	0	
June	0	

QUALITY

	Quantity	Base Number	Contract	AT	Region	England
% of FP17s for the same patient ID Re-attending within 3 months - Children	8	599	1.3%	9.3%	10.8%	11.5%
% of FP17s for the same patient ID Re-attending within 3 months - Adults	67	2,151	3.1%	13.7%	15.2%	15.4%
% of FP17s for the same patient ID Re-attending between 3 & 9 months - Children	1	599	0.2%	62.8%	62.2%	59.7%
% of FP17s for the same patient ID Re-attending between 3 & 9 months - Adults	4	2,151	0.2%	53.3%	52.9%	51.7%
% of FP17s for Band 1 Urgent Courses	94	2,702	3.5%	10.0%	9.7%	9.2%
% of FP17s Relating to Free Repair or Replacements	12	2,702	0.4%	0.6%	0.6%	0.7%
% of FP17s Relating to Continuations	5	2,702	0.2%	0.8%	0.7%	0.8%
% of Patients satisfied with the dentistry they have received	0	0	N/A	93.2%	93.6%	93.5%
% of Patients satisfied with the time they had to wait for an appointment	0	0	N/A	85.0%	86.3%	87.4%

* This is based on patients treated on this contract for their most recent course of treatment.

Figures in italics indicate the base number of FP17s or Patient Questionnaire responses are less than 100. N/A is shown where the base number of responses is less than 10 during the period. % is calculated as Quantity/Base number*100

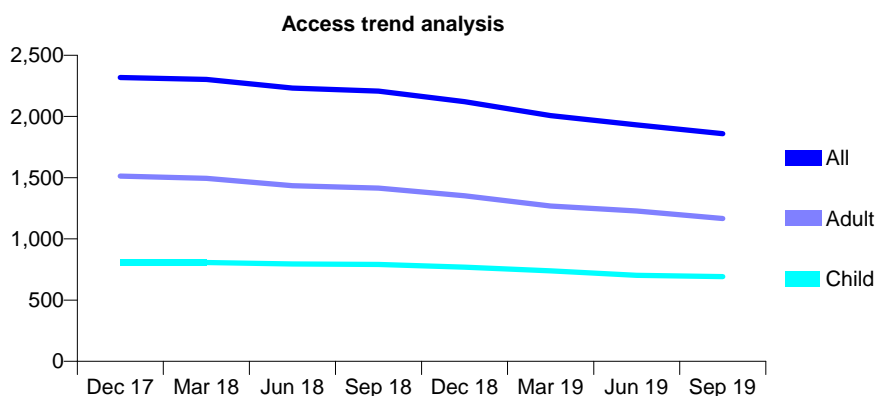
Q70 - Vital Signs At a Glance Contract Report for 101281/0122 - September 2019

Name or company name	OASIS DENTAL CARE LTD
Contract type name	GDS Contract
Purpose of contract	General
Contract start date	01/04/2006
Contract end date	

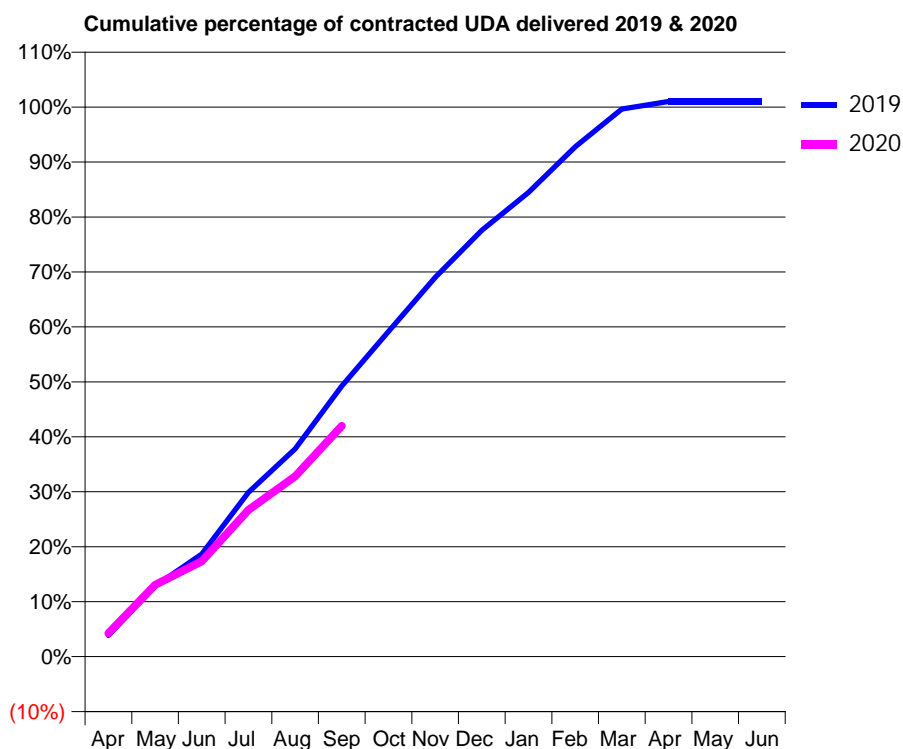
19/20 Contracted general activity (UDA)	4,652
Carry forward general activity (UDA)	0
19/20 Contracted orthodontic activity (UOA)	0
Carry forward orthodontic activity (UOA)	0
Baseline contract value	£112,735.80

ACCESS*

Patients seen in 24 months	Total	Change since previous quarter
Quarter ending September 2018	2,207	
Quarter ending December 2018	2,122	↓
Quarter ending March 2019	2,007	↓
Quarter ending June 2019	1,931	↓
Quarter ending September 2019	1,859	↓
Variance since September 2018	(15.8%)	↓



ACTIVITY



Month	Adjusted Scheduled Activity (UDA)	
	2019	2020
April	180	198
May	599	608
June	868	807
July	1,390	1,241
August	1,760	1,526
September	2,290	1,952
October	2,752	
November	3,210	
December	3,608	
January	3,929	
February	4,316	
March	4,636	
April	4,699	
May	4,699	
June	4,699	

QUALITY

	Quantity	Base Number	Contract	AT	Region	England
% of FP17s for the same patient ID Re-attending within 3 months - Children	44	548	8.0%	9.3%	10.8%	11.5%
% of FP17s for the same patient ID Re-attending within 3 months - Adults	100	699	14.3%	13.7%	15.2%	15.4%
% of FP17s for the same patient ID Re-attending between 3 & 9 months - Children	340	548	62.0%	62.8%	62.2%	59.7%
% of FP17s for the same patient ID Re-attending between 3 & 9 months - Adults	390	699	55.8%	53.3%	52.9%	51.7%
% of FP17s for Band 1 Urgent Courses	115	1,200	9.6%	10.0%	9.7%	9.2%
% of FP17s Relating to Free Repair or Replacements	2	1,200	0.2%	0.6%	0.6%	0.7%
% of FP17s Relating to Continuations	9	1,200	0.8%	0.8%	0.7%	0.8%
% of Patients satisfied with the dentistry they have received	1	1	N/A	93.2%	93.6%	93.5%
% of Patients satisfied with the time they had to wait for an appointment	0	1	N/A	85.0%	86.3%	87.4%

* This is based on patients treated on this contract for their most recent course of treatment. Figures in italics indicate the base number of FP17s or Patient Questionnaire responses are less than 100. N/A is shown where the base number of responses is less than 10 during the period. % is calculated as Quantity/Base number*100

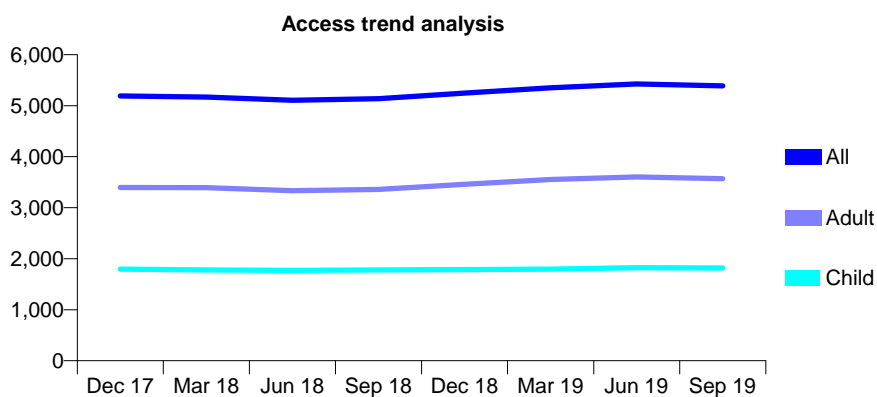
Q70 - Vital Signs At a Glance Contract Report for 101281/0124 - September 2019

Name or company name	OASIS DENTAL CARE LTD
Contract type name	GDS Contract
Purpose of contract	General
Contract start date	01/04/2006
Contract end date	

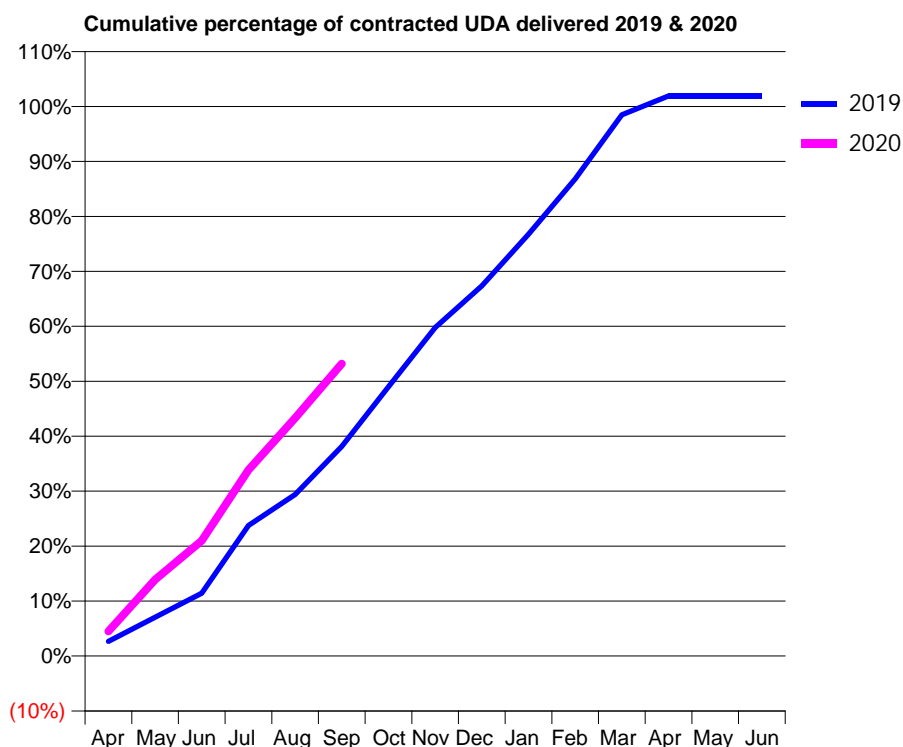
19/20 Contracted general activity (UDA)	13,263
Carry forward general activity (UDA)	0
19/20 Contracted orthodontic activity (UOA)	0
Carry forward orthodontic activity (UOA)	0
Baseline contract value	£333,652.77

ACCESS*

Patients seen in 24 months	Total	Change since previous quarter
Quarter ending September 2018	5,136	
Quarter ending December 2018	5,246	↑
Quarter ending March 2019	5,350	→
Quarter ending June 2019	5,426	→
Quarter ending September 2019	5,389	→
Variance since September 2018	4.9%	↑



ACTIVITY



Month	Adjusted Scheduled Activity (UDA)	
	2019	2020
April	354	596
May	939	1,846
June	1,516	2,782
July	3,148	4,492
August	3,898	5,747
September	5,059	7,053
October	6,501	
November	7,928	
December	8,935	
January	10,177	
February	11,519	
March	13,058	
April	13,516	
May	13,516	
June	13,516	

QUALITY

	Quantity	Base Number	Contract	AT	Region	England
% of FP17s for the same patient ID Re-attending within 3 months - Children	138	1,521	9.1%	9.3%	10.8%	11.5%
% of FP17s for the same patient ID Re-attending within 3 months - Adults	382	2,510	15.2%	13.7%	15.2%	15.4%
% of FP17s for the same patient ID Re-attending between 3 & 9 months - Children	959	1,521	63.1%	62.8%	62.2%	59.7%
% of FP17s for the same patient ID Re-attending between 3 & 9 months - Adults	1,352	2,510	53.9%	53.3%	52.9%	51.7%
% of FP17s for Band 1 Urgent Courses	313	3,739	8.4%	10.0%	9.7%	9.2%
% of FP17s Relating to Free Repair or Replacements	47	3,739	1.3%	0.6%	0.6%	0.7%
% of FP17s Relating to Continuations	31	3,739	0.8%	0.8%	0.7%	0.8%
% of Patients satisfied with the dentistry they have received	1	1	N/A	93.2%	93.6%	93.5%
% of Patients satisfied with the time they had to wait for an appointment	1	1	N/A	85.0%	86.3%	87.4%

* This is based on patients treated on this contract for their most recent course of treatment.

Figures in italics indicate the base number of FP17s or Patient Questionnaire responses are less than 100. N/A is shown where the base number of responses is less than 10 during the period. % is calculated as Quantity/Base number*100

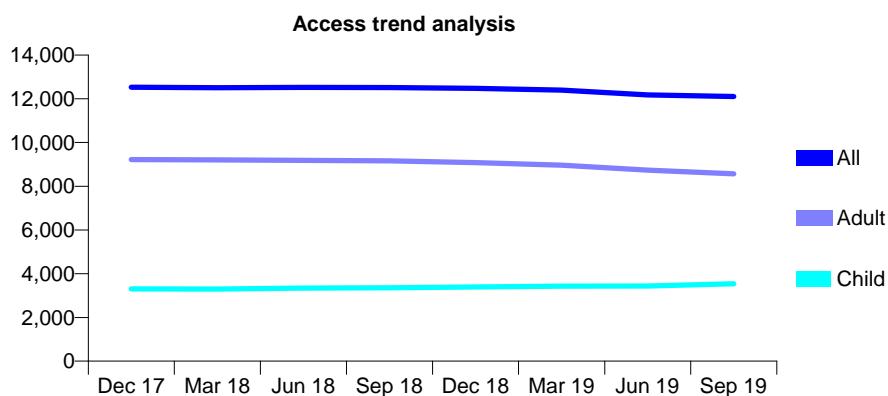
Q70 - Vital Signs At a Glance Contract Report for 101281/0193 - September 2019

Name or company name	OASIS DENTAL CARE LTD
Contract type name	GDS Contract
Purpose of contract	General
Contract start date	01/02/2009
Contract end date	

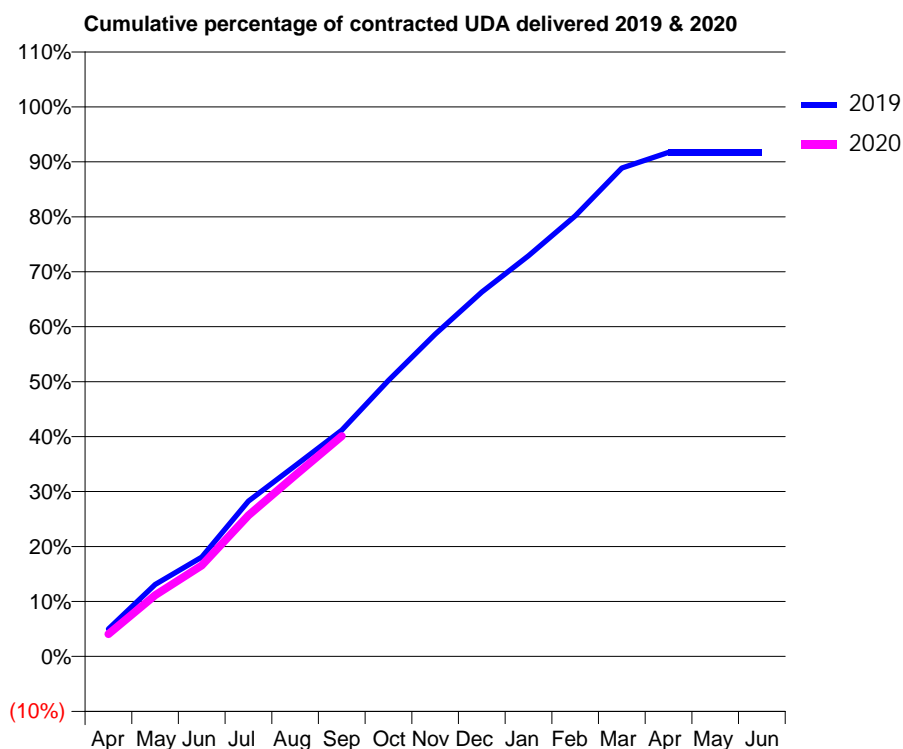
19/20 Contracted general activity (UDA)	35,100
Carry forward general activity (UDA)	0
19/20 Contracted orthodontic activity (UOA)	0
Carry forward orthodontic activity (UOA)	0
Baseline contract value	£775,076.12

ACCESS*

Patients seen in 24 months	Total	Change since previous quarter
Quarter ending September 2018	12,514	
Quarter ending December 2018	12,477	→
Quarter ending March 2019	12,398	→
Quarter ending June 2019	12,178	↓
Quarter ending September 2019	12,105	→
Variance since September 2018	(3.3%)	↓



ACTIVITY



Month	2019	2020
April	1,754	1,430
May	4,599	3,918
June	6,338	5,811
July	9,915	9,011
August	12,176	11,566
September	14,446	14,063
October	17,627	
November	20,582	
December	23,269	
January	25,592	
February	28,136	
March	31,186	
April	32,193	
May	32,191	
June	32,191	

QUALITY

	Quantity	Base Number	Contract	AT	Region	England
% of FP17s for the same patient ID Re-attending within 3 months - Children	170	2,690	6.3%	9.3%	10.8%	11.5%
% of FP17s for the same patient ID Re-attending within 3 months - Adults	722	5,843	12.4%	13.7%	15.2%	15.4%
% of FP17s for the same patient ID Re-attending between 3 & 9 months - Children	1,666	2,690	61.9%	62.8%	62.2%	59.7%
% of FP17s for the same patient ID Re-attending between 3 & 9 months - Adults	3,690	5,843	63.2%	53.3%	52.9%	51.7%
% of FP17s for Band 1 Urgent Courses	939	8,062	11.6%	10.0%	9.7%	9.2%
% of FP17s Relating to Free Repair or Replacements	43	8,062	0.5%	0.6%	0.6%	0.7%
% of FP17s Relating to Continuations	51	8,062	0.6%	0.8%	0.7%	0.8%
% of Patients satisfied with the dentistry they have received	2	2	N/A	93.2%	93.6%	93.5%
% of Patients satisfied with the time they had to wait for an appointment	2	2	N/A	85.0%	86.3%	87.4%

* This is based on patients treated on this contract for their most recent course of treatment. Figures in italics indicate the base number of FP17s or Patient Questionnaire responses are less than 100. N/A is shown where the base number of responses is less than 10 during the period. % is calculated as Quantity/Base number*100

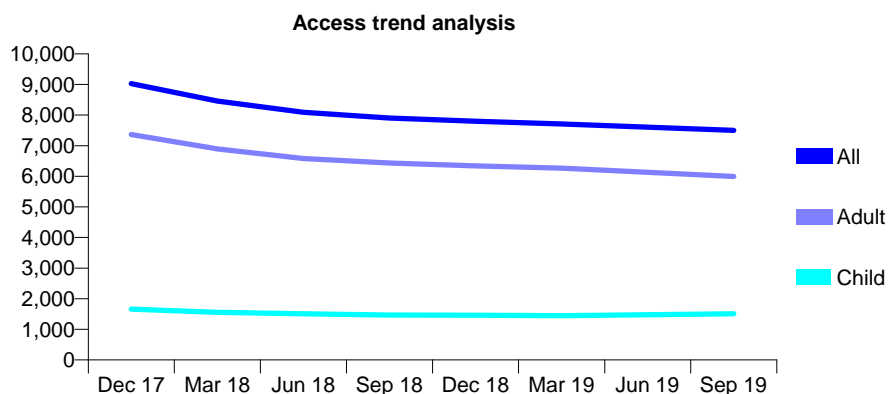
Q70 - Vital Signs At a Glance Contract Report for 101338/0001 - September 2019

Name or company name	Whitecross Dental Care Limited
Contract type name	GDS Contract
Purpose of contract	General
Contract start date	01/04/2006
Contract end date	

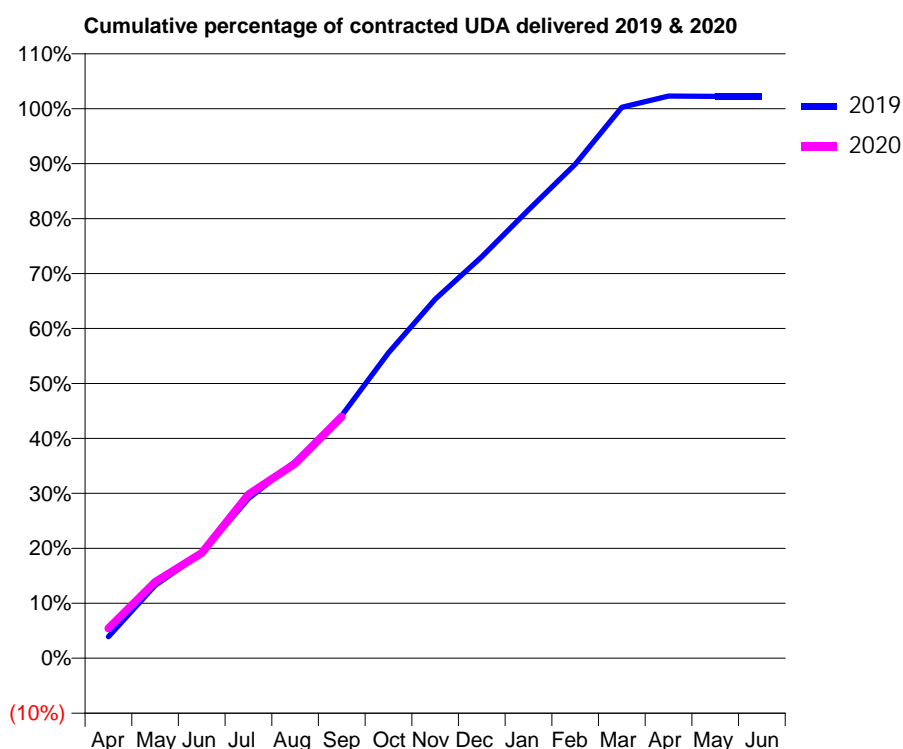
19/20 Contracted general activity (UDA)	23,000
Carry forward general activity (UDA)	0
19/20 Contracted orthodontic activity (UOA)	0
Carry forward orthodontic activity (UOA)	0
Baseline contract value	£581,277.46

ACCESS*

Patients seen in 24 months	Total	Change since previous quarter
Quarter ending September 2018	7,900	
Quarter ending December 2018	7,798	↓
Quarter ending March 2019	7,711	↓
Quarter ending June 2019	7,605	↓
Quarter ending September 2019	7,503	↓
Variance since September 2018	(5.0%)	↓



ACTIVITY



Month	Adjusted Scheduled Activity (UDA)	
	2019	2020
April	901	1,252
May	3,052	3,189
June	4,415	4,409
July	6,683	6,857
August	8,229	8,145
September	10,162	10,113
October	12,783	
November	15,027	
December	16,802	
January	18,763	
February	20,677	
March	23,062	
April	23,528	
May	23,514	
June	23,513	

QUALITY

	Quantity	Base Number	Contract	AT	Region	England
% of FP17s for the same patient ID Re-attending within 3 months - Children	82	1,187	6.9%	9.3%	10.8%	11.5%
% of FP17s for the same patient ID Re-attending within 3 months - Adults	448	3,993	11.2%	13.7%	15.2%	15.4%
% of FP17s for the same patient ID Re-attending between 3 & 9 months - Children	693	1,187	58.4%	62.8%	62.2%	59.7%
% of FP17s for the same patient ID Re-attending between 3 & 9 months - Adults	2,272	3,993	56.9%	53.3%	52.9%	51.7%
% of FP17s for Band 1 Urgent Courses	391	4,992	7.8%	10.0%	9.7%	9.2%
% of FP17s Relating to Free Repair or Replacements	27	4,992	0.5%	0.6%	0.6%	0.7%
% of FP17s Relating to Continuations	76	4,992	1.5%	0.8%	0.7%	0.8%
% of Patients satisfied with the dentistry they have received	0	0	N/A	93.2%	93.6%	93.5%
% of Patients satisfied with the time they had to wait for an appointment	0	0	N/A	85.0%	86.3%	87.4%

* This is based on patients treated on this contract for their most recent course of treatment.

Figures in italics indicate the base number of FP17s or Patient Questionnaire responses are less than 100. N/A is shown where the base number of responses is less than 10 during the period. % is calculated as Quantity/Base number*100

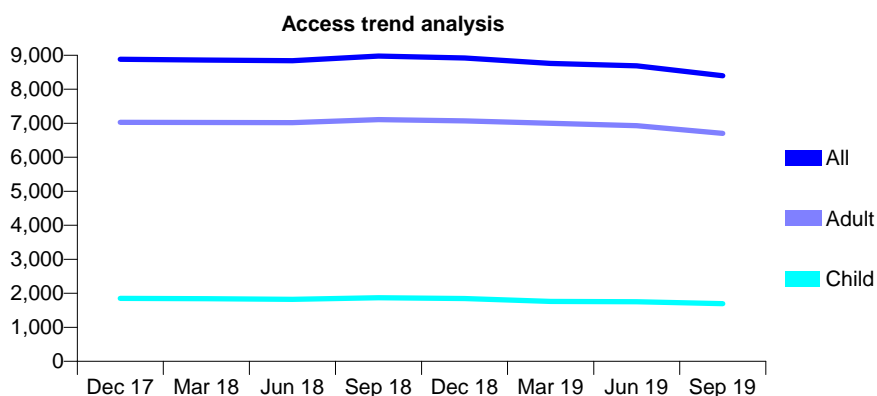
Q70 - Vital Signs At a Glance Contract Report for 101338/0002 - September 2019

Name or company name	Whitecross Dental Care Limited
Contract type name	GDS Contract
Purpose of contract	General
Contract start date	01/04/2006
Contract end date	

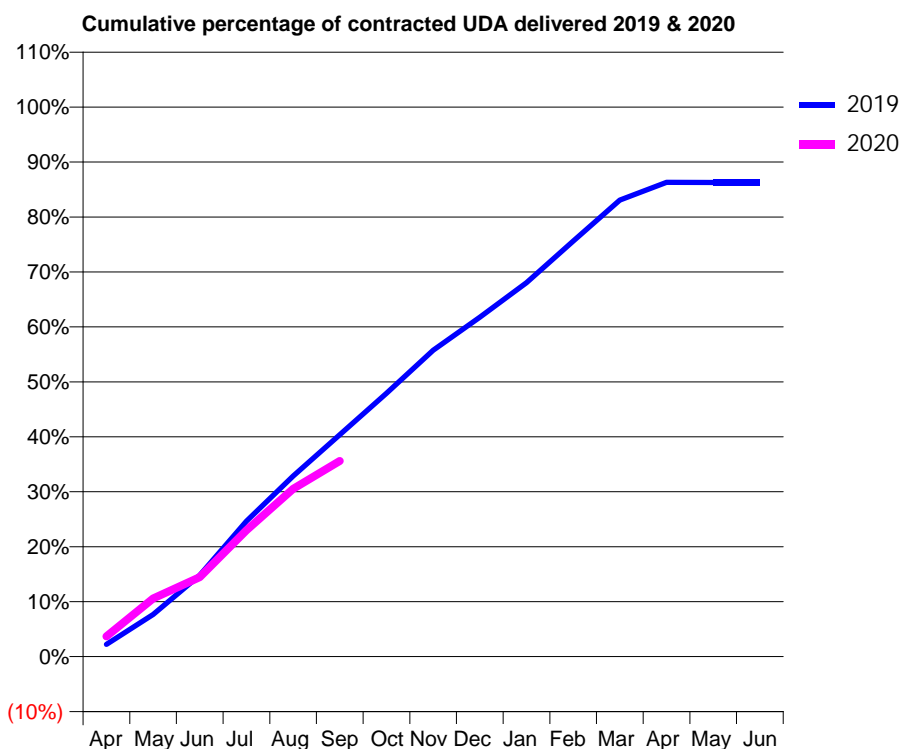
19/20 Contracted general activity (UDA)	26,962
Carry forward general activity (UDA)	0
19/20 Contracted orthodontic activity (UOA)	0
Carry forward orthodontic activity (UOA)	0
Baseline contract value	£668,132.48

ACCESS*

Patients seen in 24 months	Total	Change since previous quarter
Quarter ending September 2018	8,979	
Quarter ending December 2018	8,918	→
Quarter ending March 2019	8,759	↓
Quarter ending June 2019	8,687	→
Quarter ending September 2019	8,397	↓
Variance since September 2018	(6.5%)	↓



ACTIVITY



Month	Adjusted Scheduled Activity (UDA)	
	2019	2020
April	606	1,000
May	2,068	2,855
June	3,992	3,895
July	6,645	6,198
August	8,860	8,236
September	10,886	9,602
October	12,920	
November	15,029	
December	16,649	
January	18,348	
February	20,392	
March	22,400	
April	23,268	
May	23,264	
June	23,264	

QUALITY

	Quantity	Base Number	Contract	AT	Region	England
% of FP17s for the same patient ID Re-attending within 3 months - Children	58	990	5.9%	9.3%	10.8%	11.5%
% of FP17s for the same patient ID Re-attending within 3 months - Adults	513	3,971	12.9%	13.7%	15.2%	15.4%
% of FP17s for the same patient ID Re-attending between 3 & 9 months - Children	497	990	50.2%	62.8%	62.2%	59.7%
% of FP17s for the same patient ID Re-attending between 3 & 9 months - Adults	2,212	3,971	55.7%	53.3%	52.9%	51.7%
% of FP17s for Band 1 Urgent Courses	539	4,584	11.8%	10.0%	9.7%	9.2%
% of FP17s Relating to Free Repair or Replacements	11	4,584	0.2%	0.6%	0.6%	0.7%
% of FP17s Relating to Continuations	48	4,584	1.0%	0.8%	0.7%	0.8%
% of Patients satisfied with the dentistry they have received	4	4	N/A	93.2%	93.6%	93.5%
% of Patients satisfied with the time they had to wait for an appointment	4	4	N/A	85.0%	86.3%	87.4%

* This is based on patients treated on this contract for their most recent course of treatment. Figures in italics indicate the base number of FP17s or Patient Questionnaire responses are less than 100. N/A is shown where the base number of responses is less than 10 during the period. % is calculated as Quantity/Base number*100

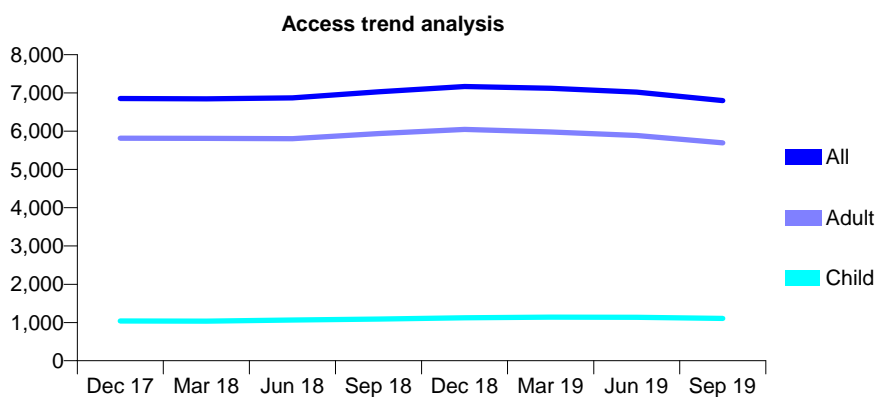
Q70 - Vital Signs At a Glance Contract Report for 101338/0003 - September 2019

Name or company name	Whitecross Dental Care Limited
Contract type name	GDS Contract
Purpose of contract	General
Contract start date	01/04/2006
Contract end date	

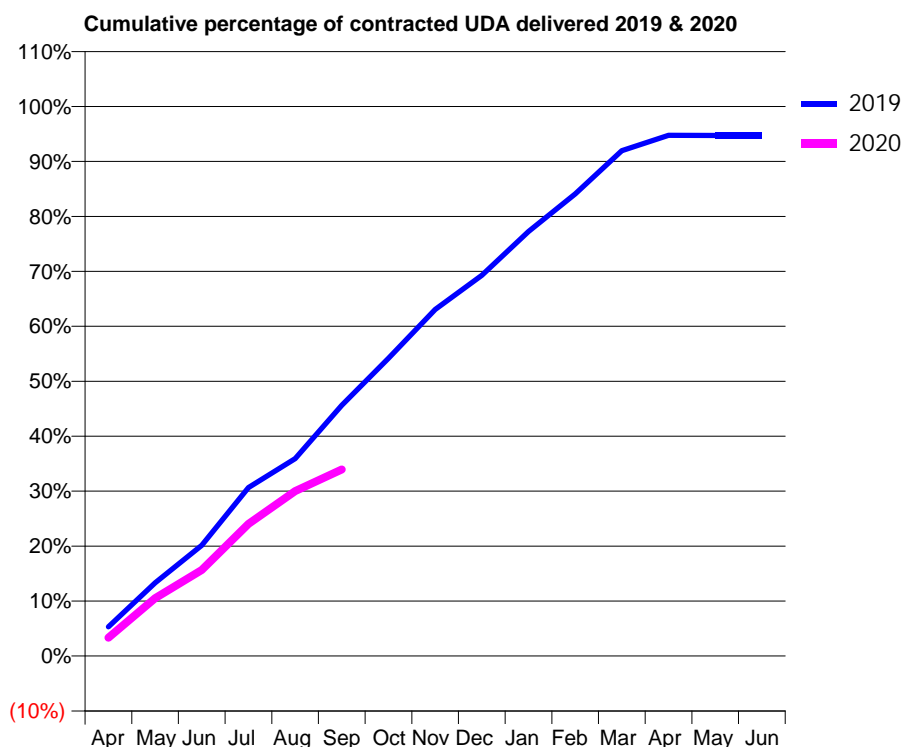
19/20 Contracted general activity (UDA)	20,000
Carry forward general activity (UDA)	0
19/20 Contracted orthodontic activity (UOA)	0
Carry forward orthodontic activity (UOA)	0
Baseline contract value	£577,922.81

ACCESS*

Patients seen in 24 months	Total	Change since previous quarter
Quarter ending September 2018	7,029	
Quarter ending December 2018	7,169	→
Quarter ending March 2019	7,119	→
Quarter ending June 2019	7,022	↓
Quarter ending September 2019	6,800	↓
Variance since September 2018	(3.3%)	↓



ACTIVITY



Month	Adjusted Scheduled Activity (UDA)	
	2019	2020
April	1,064	669
May	2,667	2,110
June	4,029	3,133
July	6,134	4,809
August	7,185	6,003
September	9,128	6,787
October	10,834	
November	12,611	
December	13,856	
January	15,451	
February	16,819	
March	18,392	
April	18,952	
May	18,947	
June	18,947	

QUALITY

	Quantity	Base Number	Contract	AT	Region	England
% of FP17s for the same patient ID Re-attending within 3 months - Children	51	645	7.9%	9.3%	10.8%	11.5%
% of FP17s for the same patient ID Re-attending within 3 months - Adults	390	2,986	13.1%	13.7%	15.2%	15.4%
% of FP17s for the same patient ID Re-attending between 3 & 9 months - Children	360	645	55.8%	62.8%	62.2%	59.7%
% of FP17s for the same patient ID Re-attending between 3 & 9 months - Adults	1,398	2,986	46.8%	53.3%	52.9%	51.7%
% of FP17s for Band 1 Urgent Courses	464	3,365	13.8%	10.0%	9.7%	9.2%
% of FP17s Relating to Free Repair or Replacements	42	3,365	1.2%	0.6%	0.6%	0.7%
% of FP17s Relating to Continuations	67	3,365	2.0%	0.8%	0.7%	0.8%
% of Patients satisfied with the dentistry they have received	0	0	N/A	93.2%	93.6%	93.5%
% of Patients satisfied with the time they had to wait for an appointment	0	0	N/A	85.0%	86.3%	87.4%

* This is based on patients treated on this contract for their most recent course of treatment. Figures in italics indicate the base number of FP17s or Patient Questionnaire responses are less than 100. N/A is shown where the base number of responses is less than 10 during the period. % is calculated as Quantity/Base number*100

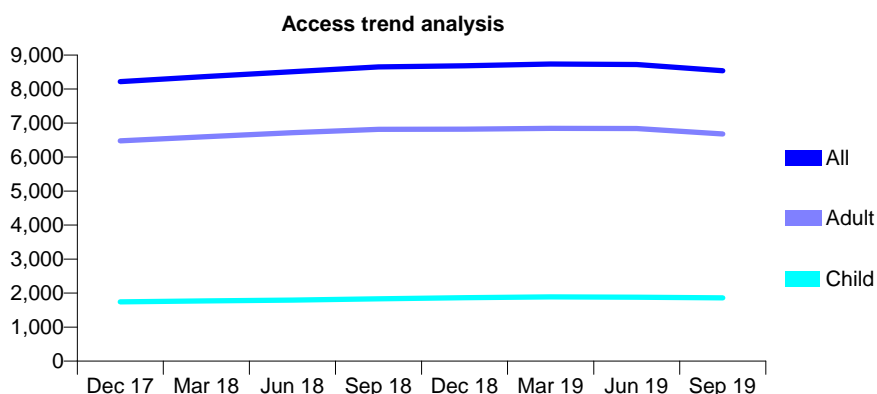
Q70 - Vital Signs At a Glance Contract Report for 101338/0015 - September 2019

Name or company name	Whitecross Dental Care Limited
Contract type name	GDS Contract
Purpose of contract	General
Contract start date	01/04/2006
Contract end date	

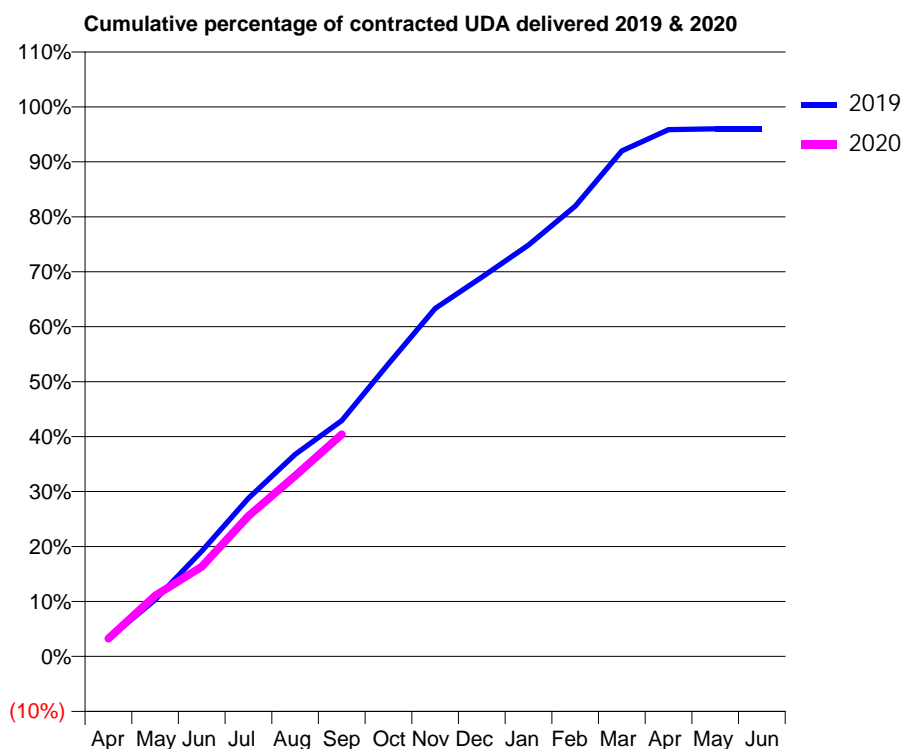
19/20 Contracted general activity (UDA)	23,000
Carry forward general activity (UDA)	0
19/20 Contracted orthodontic activity (UOA)	0
Carry forward orthodontic activity (UOA)	0
Baseline contract value	£664,611.23

ACCESS*

Patients seen in 24 months	Total	Change since previous quarter
Quarter ending September 2018	8,651	
Quarter ending December 2018	8,685	→
Quarter ending March 2019	8,736	→
Quarter ending June 2019	8,723	→
Quarter ending September 2019	8,539	↓
Variance since September 2018	(1.3%)	↓



ACTIVITY



Month	2019	2020
April	742	746
May	2,374	2,545
June	4,408	3,755
July	6,622	5,882
August	8,460	7,558
September	9,873	9,297
October	12,246	
November	14,565	
December	15,873	
January	17,215	
February	18,845	
March	21,159	
April	22,044	
May	22,078	
June	22,078	

QUALITY

	Quantity	Base Number	Contract	AT	Region	England
% of FP17s for the same patient ID Re-attending within 3 months - Children	43	1,227	3.5%	9.3%	10.8%	11.5%
% of FP17s for the same patient ID Re-attending within 3 months - Adults	359	3,897	9.2%	13.7%	15.2%	15.4%
% of FP17s for the same patient ID Re-attending between 3 & 9 months - Children	664	1,227	54.1%	62.8%	62.2%	59.7%
% of FP17s for the same patient ID Re-attending between 3 & 9 months - Adults	1,864	3,897	47.8%	53.3%	52.9%	51.7%
% of FP17s for Band 1 Urgent Courses	369	4,773	7.7%	10.0%	9.7%	9.2%
% of FP17s Relating to Free Repair or Replacements	15	4,773	0.3%	0.6%	0.6%	0.7%
% of FP17s Relating to Continuations	78	4,773	1.6%	0.8%	0.7%	0.8%
% of Patients satisfied with the dentistry they have received	1	1	N/A	93.2%	93.6%	93.5%
% of Patients satisfied with the time they had to wait for an appointment	1	1	N/A	85.0%	86.3%	87.4%

* This is based on patients treated on this contract for their most recent course of treatment. Figures in italics indicate the base number of FP17s or Patient Questionnaire responses are less than 100. N/A is shown where the base number of responses is less than 10 during the period. % is calculated as Quantity/Base number*100

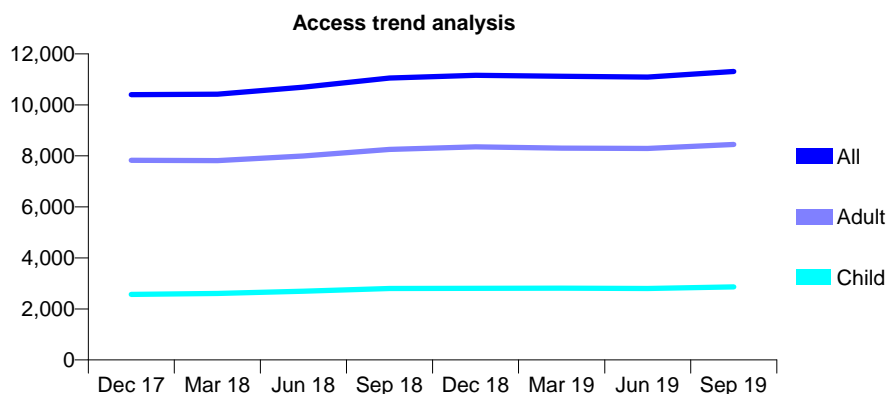
Q70 - Vital Signs At a Glance Contract Report for 101338/0018 - September 2019

Name or company name	Whitecross Dental Care Limited
Contract type name	GDS Contract
Purpose of contract	General
Contract start date	01/04/2006
Contract end date	

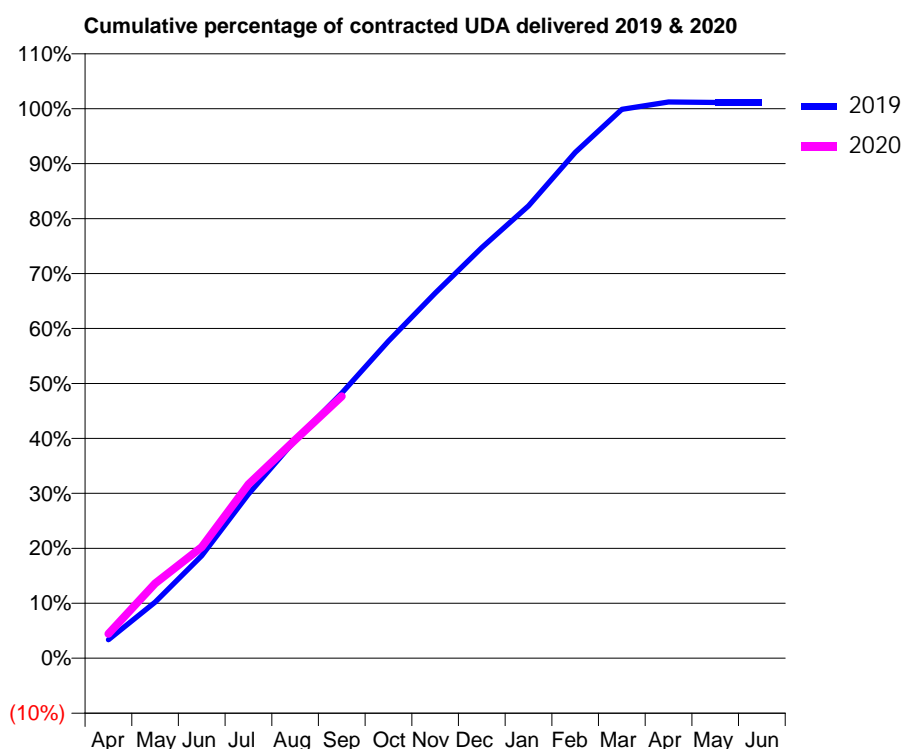
19/20 Contracted general activity (UDA)	28,215
Carry forward general activity (UDA)	0
19/20 Contracted orthodontic activity (UOA)	0
Carry forward orthodontic activity (UOA)	0
Baseline contract value	£765,441.79

ACCESS*

Patients seen in 24 months	Total	Change since previous quarter
Quarter ending September 2018	11,053	
Quarter ending December 2018	11,160	→
Quarter ending March 2019	11,118	→
Quarter ending June 2019	11,087	→
Quarter ending September 2019	11,308	→
Variance since September 2018	2.3%	↑



ACTIVITY



Month	2019	2020
April	950	1,256
May	2,876	3,842
June	5,263	5,708
July	8,422	8,934
August	11,201	11,215
September	13,612	13,447
October	16,275	
November	18,742	
December	21,076	
January	23,229	
February	25,969	
March	28,177	
April	28,557	
May	28,536	
June	28,532	

QUALITY

	Quantity	Base Number	Contract	AT	Region	England
% of FP17s for the same patient ID Re-attending within 3 months - Children	62	2,138	2.9%	9.3%	10.8%	11.5%
% of FP17s for the same patient ID Re-attending within 3 months - Adults	341	5,289	6.4%	13.7%	15.2%	15.4%
% of FP17s for the same patient ID Re-attending between 3 & 9 months - Children	1,335	2,138	62.4%	62.8%	62.2%	59.7%
% of FP17s for the same patient ID Re-attending between 3 & 9 months - Adults	2,042	5,289	38.6%	53.3%	52.9%	51.7%
% of FP17s for Band 1 Urgent Courses	437	7,250	6.0%	10.0%	9.7%	9.2%
% of FP17s Relating to Free Repair or Replacements	31	7,250	0.4%	0.6%	0.6%	0.7%
% of FP17s Relating to Continuations	57	7,250	0.8%	0.8%	0.7%	0.8%
% of Patients satisfied with the dentistry they have received	1	1	N/A	93.2%	93.6%	93.5%
% of Patients satisfied with the time they had to wait for an appointment	1	1	N/A	85.0%	86.3%	87.4%

* This is based on patients treated on this contract for their most recent course of treatment. Figures in italics indicate the base number of FP17s or Patient Questionnaire responses are less than 100. N/A is shown where the base number of responses is less than 10 during the period. % is calculated as Quantity/Base number*100

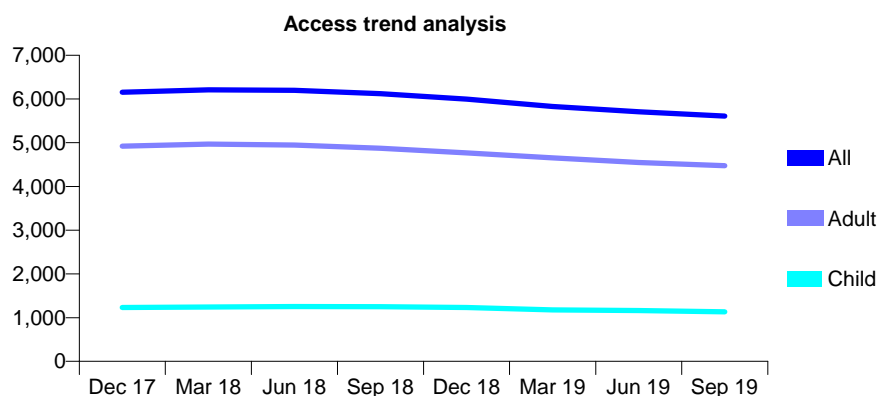
Q70 - Vital Signs At a Glance Contract Report for 101338/0026 - September 2019

Name or company name	Whitecross Dental Care Limited
Contract type name	GDS Contract
Purpose of contract	General
Contract start date	01/04/2006
Contract end date	

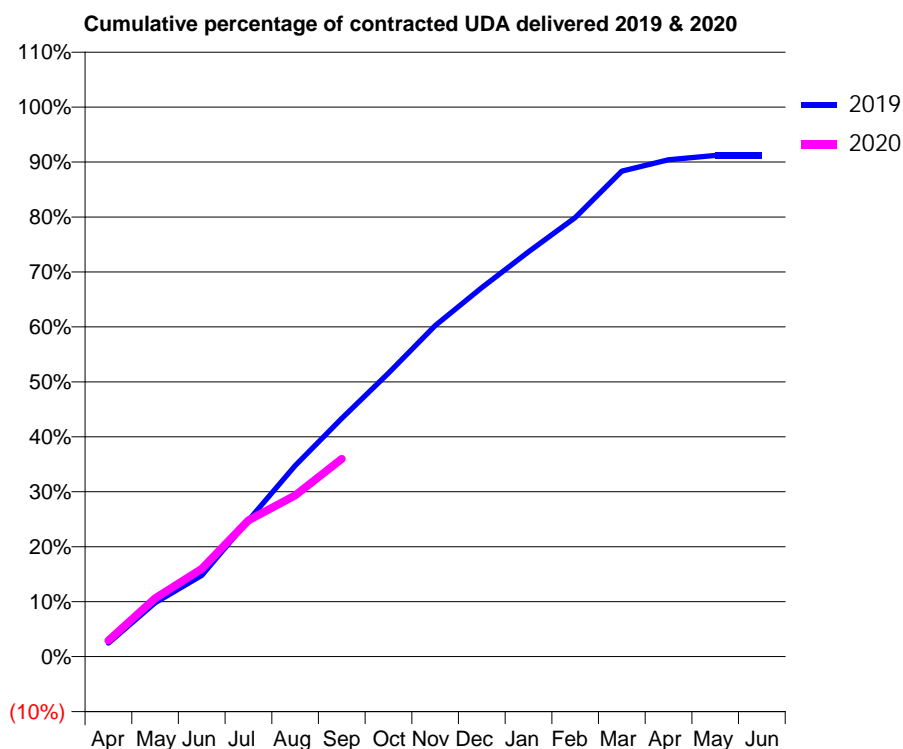
19/20 Contracted general activity (UDA)	16,392
Carry forward general activity (UDA)	0
19/20 Contracted orthodontic activity (UOA)	0
Carry forward orthodontic activity (UOA)	0
Baseline contract value	£406,202.34

ACCESS*

Patients seen in 24 months	Total	Change since previous quarter
Quarter ending September 2018	6,122	
Quarter ending December 2018	5,997	↓
Quarter ending March 2019	5,829	↓
Quarter ending June 2019	5,707	↓
Quarter ending September 2019	5,608	↓
Variance since September 2018	(8.4%)	↓



ACTIVITY



Month	Adjusted Scheduled Activity (UDA)	
	2019	2020
April	329	479
May	1,316	1,741
June	1,980	2,619
July	3,321	4,069
August	4,654	4,811
September	5,806	5,898
October	6,911	
November	8,067	
December	8,991	
January	9,865	
February	10,701	
March	11,831	
April	12,109	
May	12,214	
June	12,211	

QUALITY

	Quantity	Base Number	Contract	AT	Region	England
% of FP17s for the same patient ID Re-attending within 3 months - Children	28	766	3.7%	9.3%	10.8%	11.5%
% of FP17s for the same patient ID Re-attending within 3 months - Adults	163	2,693	6.1%	13.7%	15.2%	15.4%
% of FP17s for the same patient ID Re-attending between 3 & 9 months - Children	437	766	57.0%	62.8%	62.2%	59.7%
% of FP17s for the same patient ID Re-attending between 3 & 9 months - Adults	1,264	2,693	46.9%	53.3%	52.9%	51.7%
% of FP17s for Band 1 Urgent Courses	266	3,246	8.2%	10.0%	9.7%	9.2%
% of FP17s Relating to Free Repair or Replacements	9	3,246	0.3%	0.6%	0.6%	0.7%
% of FP17s Relating to Continuations	26	3,246	0.8%	0.8%	0.7%	0.8%
% of Patients satisfied with the dentistry they have received	1	1	N/A	93.2%	93.6%	93.5%
% of Patients satisfied with the time they had to wait for an appointment	1	1	N/A	85.0%	86.3%	87.4%

* This is based on patients treated on this contract for their most recent course of treatment. Figures in italics indicate the base number of FP17s or Patient Questionnaire responses are less than 100. N/A is shown where the base number of responses is less than 10 during the period. % is calculated as Quantity/Base number*100

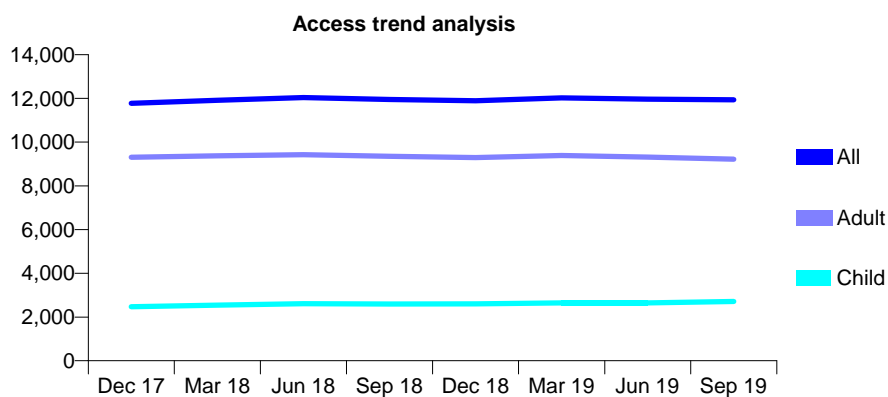
Q70 - Vital Signs At a Glance Contract Report for 101338/0034 - September 2019

Name or company name	Whitecross Dental Care Limited
Contract type name	GDS Contract
Purpose of contract	General
Contract start date	01/04/2006
Contract end date	

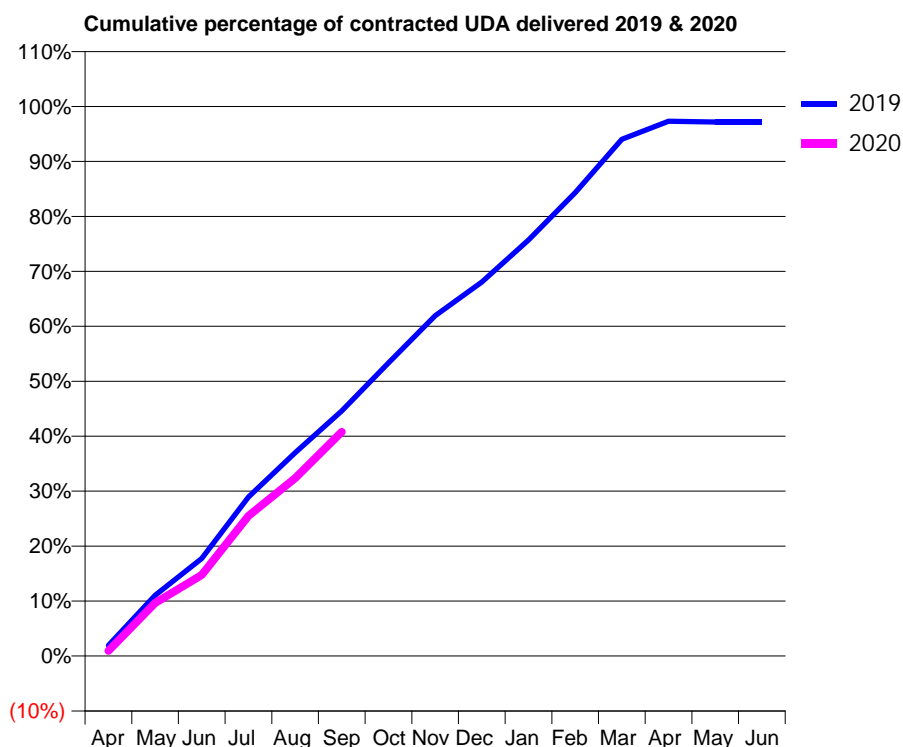
19/20 Contracted general activity (UDA)	34,000
Carry forward general activity (UDA)	957
19/20 Contracted orthodontic activity (UOA)	0
Carry forward orthodontic activity (UOA)	0
Baseline contract value	£982,468.79

ACCESS*

Patients seen in 24 months	Total	Change since previous quarter
Quarter ending September 2018	11,950	
Quarter ending December 2018	11,894	→
Quarter ending March 2019	12,029	→
Quarter ending June 2019	11,964	→
Quarter ending September 2019	11,935	→
Variance since September 2018	(0.1%)	→



ACTIVITY



Month	Adjusted Scheduled Activity (UDA)	
	2019	2020
April	661	323
May	3,757	3,285
June	6,036	5,022
July	9,838	8,665
August	12,579	11,006
September	15,167	13,863
October	18,134	
November	21,050	
December	23,142	
January	25,742	
February	28,668	
March	31,968	
April	33,081	
May	33,043	
June	33,043	

QUALITY

	Quantity	Base Number	Contract	AT	Region	England
% of FP17s for the same patient ID Re-attending within 3 months - Children	144	1,840	7.8%	9.3%	10.8%	11.5%
% of FP17s for the same patient ID Re-attending within 3 months - Adults	834	5,668	14.7%	13.7%	15.2%	15.4%
% of FP17s for the same patient ID Re-attending between 3 & 9 months - Children	919	1,840	49.9%	62.8%	62.2%	59.7%
% of FP17s for the same patient ID Re-attending between 3 & 9 months - Adults	2,411	5,668	42.5%	53.3%	52.9%	51.7%
% of FP17s for Band 1 Urgent Courses	826	7,028	11.8%	10.0%	9.7%	9.2%
% of FP17s Relating to Free Repair or Replacements	55	7,028	0.8%	0.6%	0.6%	0.7%
% of FP17s Relating to Continuations	169	7,028	2.4%	0.8%	0.7%	0.8%
% of Patients satisfied with the dentistry they have received	5	5	N/A	93.2%	93.6%	93.5%
% of Patients satisfied with the time they had to wait for an appointment	3	5	N/A	85.0%	86.3%	87.4%

* This is based on patients treated on this contract for their most recent course of treatment. Figures in italics indicate the base number of FP17s or Patient Questionnaire responses are less than 100. N/A is shown where the base number of responses is less than 10 during the period. % is calculated as Quantity/Base number*100

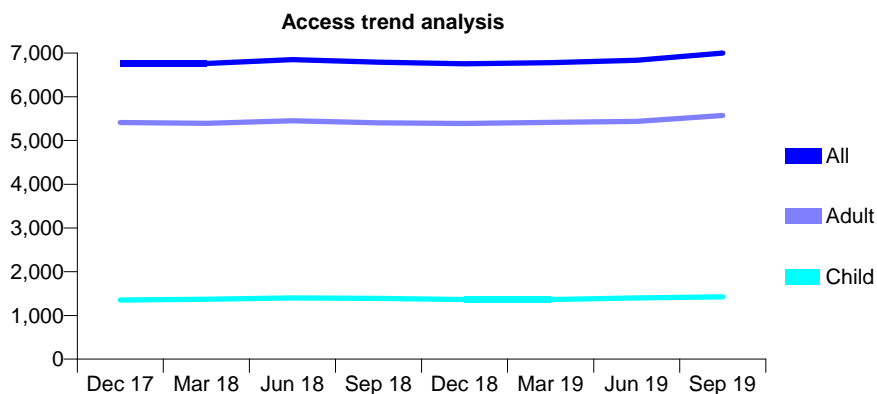
Q70 - Vital Signs At a Glance Contract Report for 101338/0036 - September 2019

Name or company name	Whitecross Dental Care Limited
Contract type name	GDS Contract
Purpose of contract	General
Contract start date	01/04/2006
Contract end date	

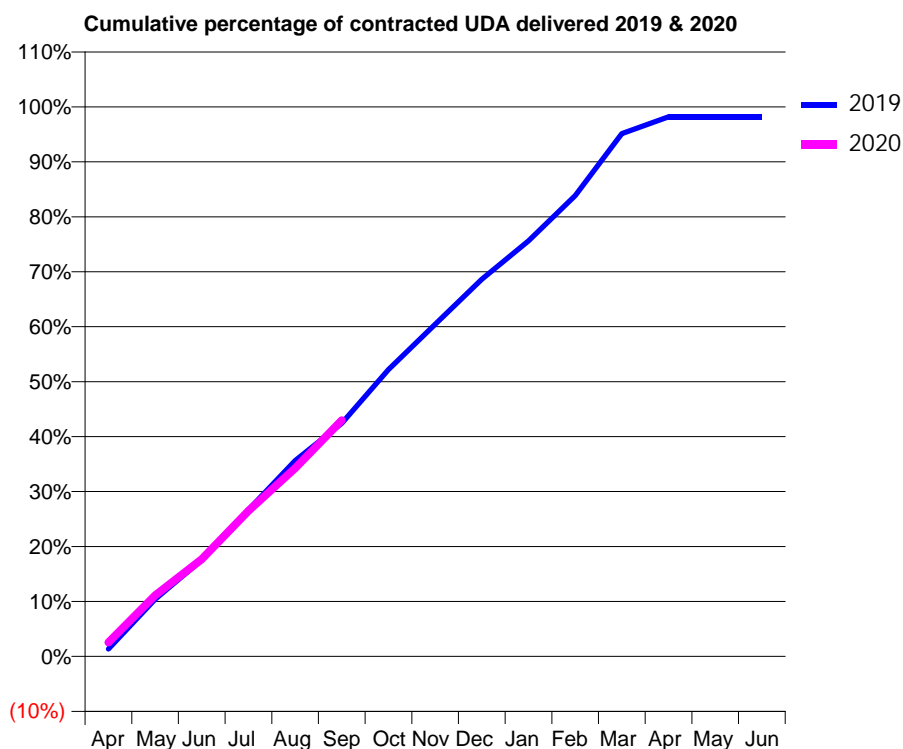
19/20 Contracted general activity (UDA)	20,250
Carry forward general activity (UDA)	369
19/20 Contracted orthodontic activity (UOA)	0
Carry forward orthodontic activity (UOA)	0
Baseline contract value	£585,146.86

ACCESS*

Patients seen in 24 months	Total	Change since previous quarter
Quarter ending September 2018	6,791	
Quarter ending December 2018	6,753	→
Quarter ending March 2019	6,782	→
Quarter ending June 2019	6,837	→
Quarter ending September 2019	6,999	↑
Variance since September 2018	3.1%	↑



ACTIVITY



Month	Adjusted Scheduled Activity (UDA)	
	2019	2020
April	275	518
May	2,111	2,248
June	3,555	3,583
July	5,406	5,363
August	7,215	6,942
September	8,589	8,700
October	10,572	
November	12,240	
December	13,897	
January	15,311	
February	16,981	
March	19,267	
April	19,882	
May	19,883	
June	19,880	

QUALITY

	Quantity	Base Number	Contract	AT	Region	England
% of FP17s for the same patient ID Re-attending within 3 months - Children	66	979	6.7%	9.3%	10.8%	11.5%
% of FP17s for the same patient ID Re-attending within 3 months - Adults	378	3,448	11.0%	13.7%	15.2%	15.4%
% of FP17s for the same patient ID Re-attending between 3 & 9 months - Children	538	979	55.0%	62.8%	62.2%	59.7%
% of FP17s for the same patient ID Re-attending between 3 & 9 months - Adults	1,845	3,448	53.5%	53.3%	52.9%	51.7%
% of FP17s for Band 1 Urgent Courses	432	4,164	10.4%	10.0%	9.7%	9.2%
% of FP17s Relating to Free Repair or Replacements	32	4,164	0.8%	0.6%	0.6%	0.7%
% of FP17s Relating to Continuations	75	4,164	1.8%	0.8%	0.7%	0.8%
% of Patients satisfied with the dentistry they have received	1	1	N/A	93.2%	93.6%	93.5%
% of Patients satisfied with the time they had to wait for an appointment	1	1	N/A	85.0%	86.3%	87.4%

* This is based on patients treated on this contract for their most recent course of treatment. Figures in italics indicate the base number of FP17s or Patient Questionnaire responses are less than 100. N/A is shown where the base number of responses is less than 10 during the period. % is calculated as Quantity/Base number*100

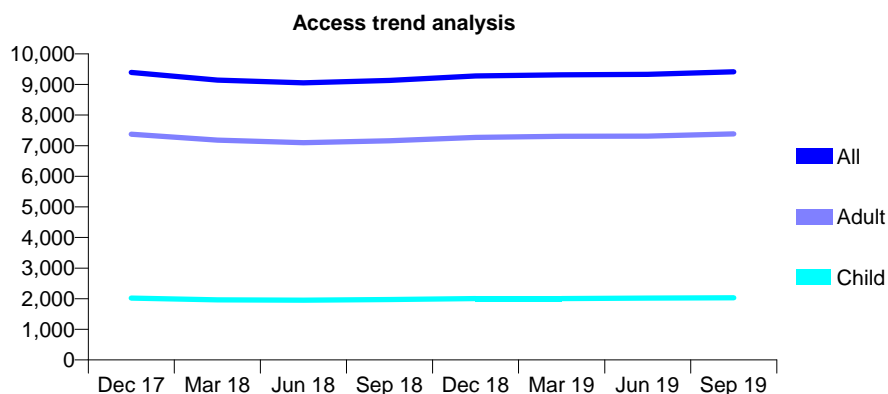
Q70 - Vital Signs At a Glance Contract Report for 101338/0038 - September 2019

Name or company name	Whitecross Dental Care Limited
Contract type name	GDS Contract
Purpose of contract	General
Contract start date	01/04/2006
Contract end date	

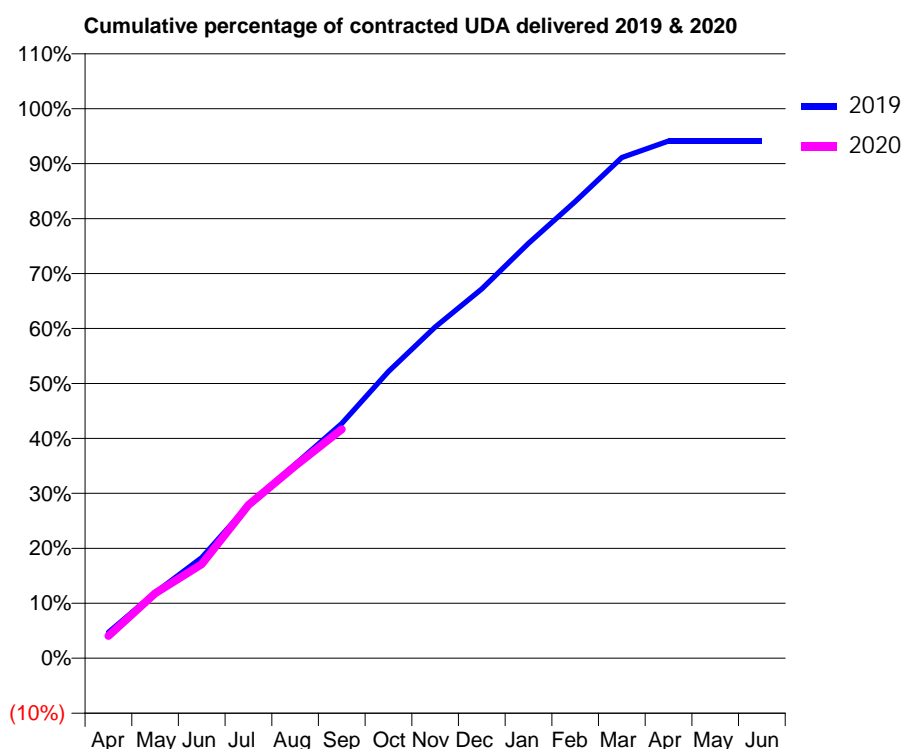
19/20 Contracted general activity (UDA)	27,000
Carry forward general activity (UDA)	0
19/20 Contracted orthodontic activity (UOA)	0
Carry forward orthodontic activity (UOA)	0
Baseline contract value	£854,062.66

ACCESS*

Patients seen in 24 months	Total	Change since previous quarter
Quarter ending September 2018	9,131	
Quarter ending December 2018	9,278	→
Quarter ending March 2019	9,315	→
Quarter ending June 2019	9,332	→
Quarter ending September 2019	9,415	→
Variance since September 2018	3.1%	↑



ACTIVITY



Month	Adjusted Scheduled Activity (UDA)	
	2019	2020
April	1,266	1,099
May	3,221	3,185
June	4,944	4,620
July	7,520	7,532
August	9,522	9,443
September	11,538	11,245
October	14,084	
November	16,269	
December	18,144	
January	20,386	
February	22,440	
March	24,598	
April	25,415	
May	25,410	
June	25,409	

QUALITY

	Quantity	Base Number	Contract	AT	Region	England
% of FP17s for the same patient ID Re-attending within 3 months - Children	57	1,455	3.9%	9.3%	10.8%	11.5%
% of FP17s for the same patient ID Re-attending within 3 months - Adults	420	4,934	8.5%	13.7%	15.2%	15.4%
% of FP17s for the same patient ID Re-attending between 3 & 9 months - Children	878	1,455	60.3%	62.8%	62.2%	59.7%
% of FP17s for the same patient ID Re-attending between 3 & 9 months - Adults	2,162	4,934	43.8%	53.3%	52.9%	51.7%
% of FP17s for Band 1 Urgent Courses	270	5,981	4.5%	10.0%	9.7%	9.2%
% of FP17s Relating to Free Repair or Replacements	24	5,981	0.4%	0.6%	0.6%	0.7%
% of FP17s Relating to Continuations	88	5,981	1.5%	0.8%	0.7%	0.8%
% of Patients satisfied with the dentistry they have received	2	2	N/A	93.2%	93.6%	93.5%
% of Patients satisfied with the time they had to wait for an appointment	2	2	N/A	85.0%	86.3%	87.4%

* This is based on patients treated on this contract for their most recent course of treatment.

Figures in italics indicate the base number of FP17s or Patient Questionnaire responses are less than 100. N/A is shown where the base number of responses is less than 10 during the period. % is calculated as Quantity/Base number*100

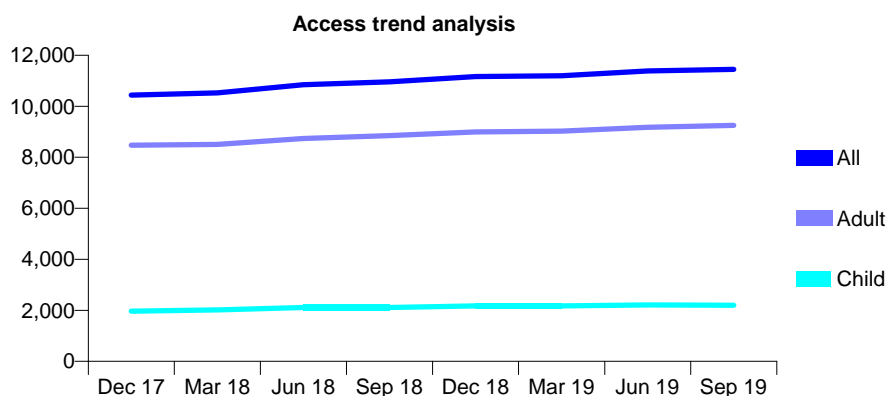
Q70 - Vital Signs At a Glance Contract Report for 101338/0047 - September 2019

Name or company name	Whitecross Dental Care Limited
Contract type name	GDS Contract
Purpose of contract	General
Contract start date	01/04/2007
Contract end date	

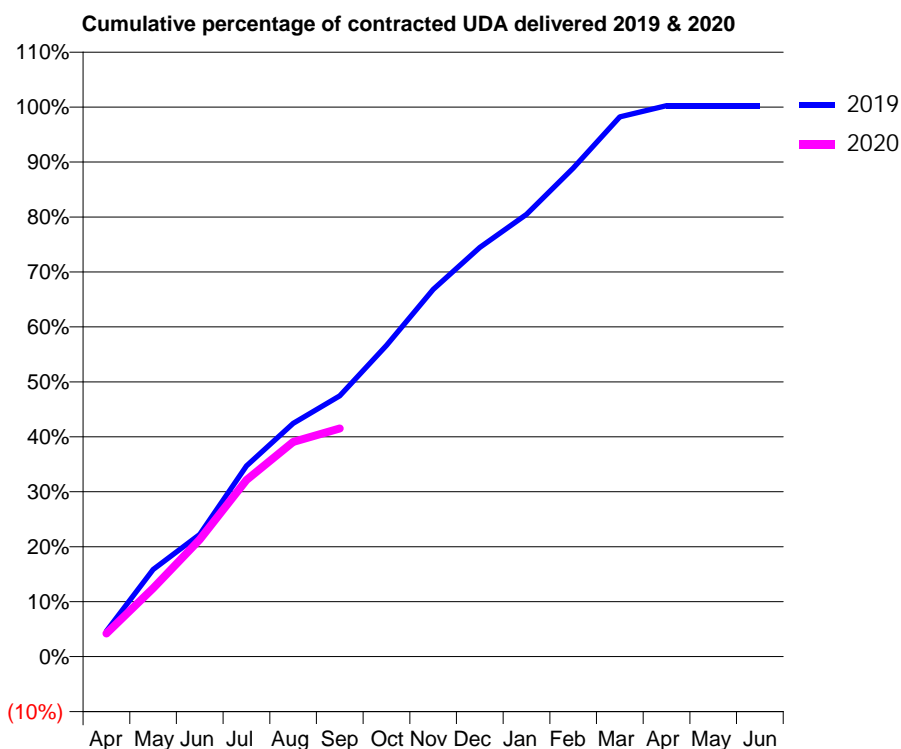
19/20 Contracted general activity (UDA)	33,000
Carry forward general activity (UDA)	0
19/20 Contracted orthodontic activity (UOA)	0
Carry forward orthodontic activity (UOA)	0
Baseline contract value	£989,356.76

ACCESS*

Patients seen in 24 months	Total	Change since previous quarter
Quarter ending September 2018	10,958	
Quarter ending December 2018	11,168	→
Quarter ending March 2019	11,199	→
Quarter ending June 2019	11,386	→
Quarter ending September 2019	11,447	→
Variance since September 2018	4.5%	↑



ACTIVITY



Month	Adjusted Scheduled Activity (UDA)	
	2019	2020
April	1,536	1,390
May	5,236	4,114
June	7,342	7,036
July	11,458	10,606
August	14,014	12,900
September	15,657	13,701
October	18,687	
November	22,052	
December	24,574	
January	26,558	
February	29,336	
March	32,412	
April	33,085	
May	33,084	
June	33,084	

QUALITY

	Quantity	Base Number	Contract	AT	Region	England
% of FP17s for the same patient ID Re-attending within 3 months - Children	77	1,315	5.9%	9.3%	10.8%	11.5%
% of FP17s for the same patient ID Re-attending within 3 months - Adults	560	5,046	11.1%	13.7%	15.2%	15.4%
% of FP17s for the same patient ID Re-attending between 3 & 9 months - Children	795	1,315	60.5%	62.8%	62.2%	59.7%
% of FP17s for the same patient ID Re-attending between 3 & 9 months - Adults	2,483	5,046	49.2%	53.3%	52.9%	51.7%
% of FP17s for Band 1 Urgent Courses	491	6,056	8.1%	10.0%	9.7%	9.2%
% of FP17s Relating to Free Repair or Replacements	49	6,056	0.8%	0.6%	0.6%	0.7%
% of FP17s Relating to Continuations	96	6,056	1.6%	0.8%	0.7%	0.8%
% of Patients satisfied with the dentistry they have received	5	5	N/A	93.2%	93.6%	93.5%
% of Patients satisfied with the time they had to wait for an appointment	3	5	N/A	85.0%	86.3%	87.4%

* This is based on patients treated on this contract for their most recent course of treatment. Figures in italics indicate the base number of FP17s or Patient Questionnaire responses are less than 100. N/A is shown where the base number of responses is less than 10 during the period. % is calculated as Quantity/Base number*100

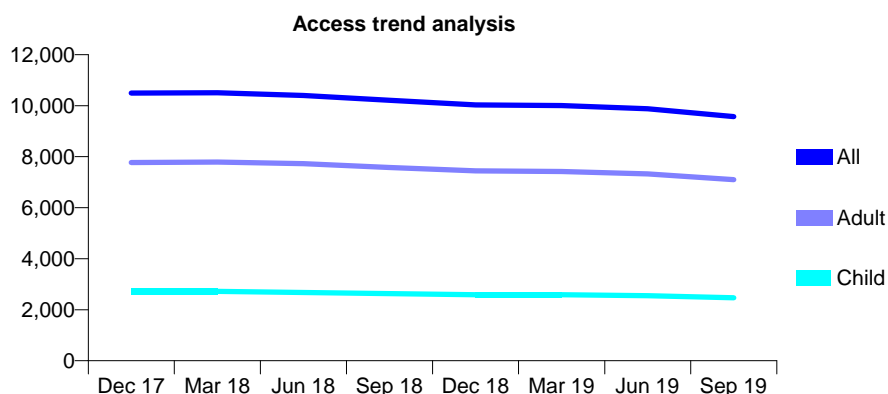
Q70 - Vital Signs At a Glance Contract Report for 101338/0070 - September 2019

Name or company name	Whitecross Dental Care Limited
Contract type name	GDS Contract
Purpose of contract	General
Contract start date	01/11/2008
Contract end date	

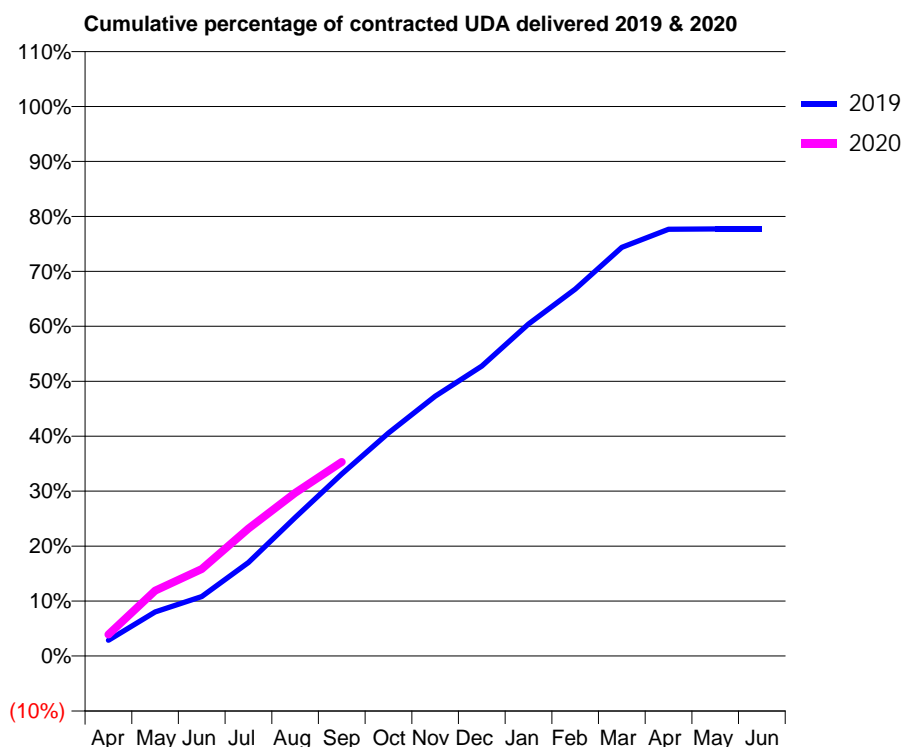
19/20 Contracted general activity (UDA)	29,000
Carry forward general activity (UDA)	0
19/20 Contracted orthodontic activity (UOA)	0
Carry forward orthodontic activity (UOA)	0
Baseline contract value	£711,430.97

ACCESS*

Patients seen in 24 months	Total	Change since previous quarter
Quarter ending September 2018	10,209	
Quarter ending December 2018	10,031	↓
Quarter ending March 2019	10,004	→
Quarter ending June 2019	9,878	↓
Quarter ending September 2019	9,570	↓
Variance since September 2018	(6.3%)	↓



ACTIVITY



Month	Adjusted Scheduled Activity (UDA)	
	2019	2020
April	831	1,137
May	2,329	3,449
June	3,144	4,594
July	4,940	6,724
August	7,309	8,608
September	9,607	10,245
October	11,770	
November	13,712	
December	15,293	
January	17,520	
February	19,364	
March	21,566	
April	22,523	
May	22,535	
June	22,534	

QUALITY

	Quantity	Base Number	Contract	AT	Region	England
% of FP17s for the same patient ID Re-attending within 3 months - Children	68	1,531	4.4%	9.3%	10.8%	11.5%
% of FP17s for the same patient ID Re-attending within 3 months - Adults	411	4,088	10.1%	13.7%	15.2%	15.4%
% of FP17s for the same patient ID Re-attending between 3 & 9 months - Children	825	1,531	53.9%	62.8%	62.2%	59.7%
% of FP17s for the same patient ID Re-attending between 3 & 9 months - Adults	2,151	4,088	52.6%	53.3%	52.9%	51.7%
% of FP17s for Band 1 Urgent Courses	376	5,175	7.3%	10.0%	9.7%	9.2%
% of FP17s Relating to Free Repair or Replacements	24	5,175	0.5%	0.6%	0.6%	0.7%
% of FP17s Relating to Continuations	62	5,175	1.2%	0.8%	0.7%	0.8%
% of Patients satisfied with the dentistry they have received	3	4	N/A	93.2%	93.6%	93.5%
% of Patients satisfied with the time they had to wait for an appointment	4	4	N/A	85.0%	86.3%	87.4%

* This is based on patients treated on this contract for their most recent course of treatment. Figures in italics indicate the base number of FP17s or Patient Questionnaire responses are less than 100. N/A is shown where the base number of responses is less than 10 during the period. % is calculated as Quantity/Base number*100

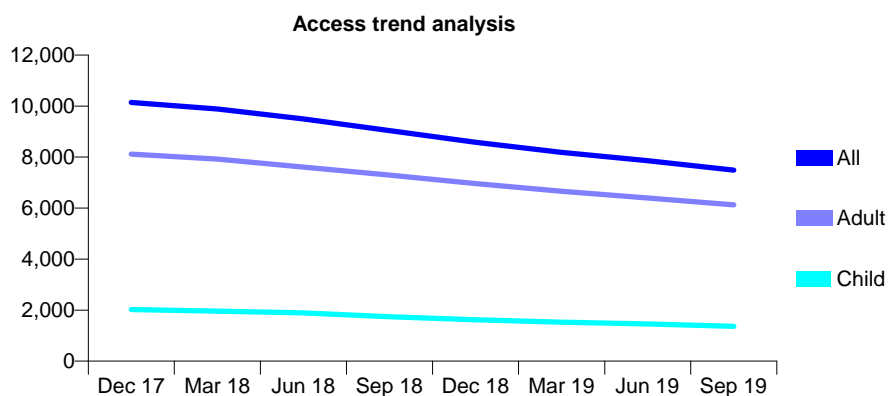
Q70 - Vital Signs At a Glance Contract Report for 101338/0072 - September 2019

Name or company name	Whitecross Dental Care Limited
Contract type name	GDS Contract
Purpose of contract	General
Contract start date	01/01/2009
Contract end date	

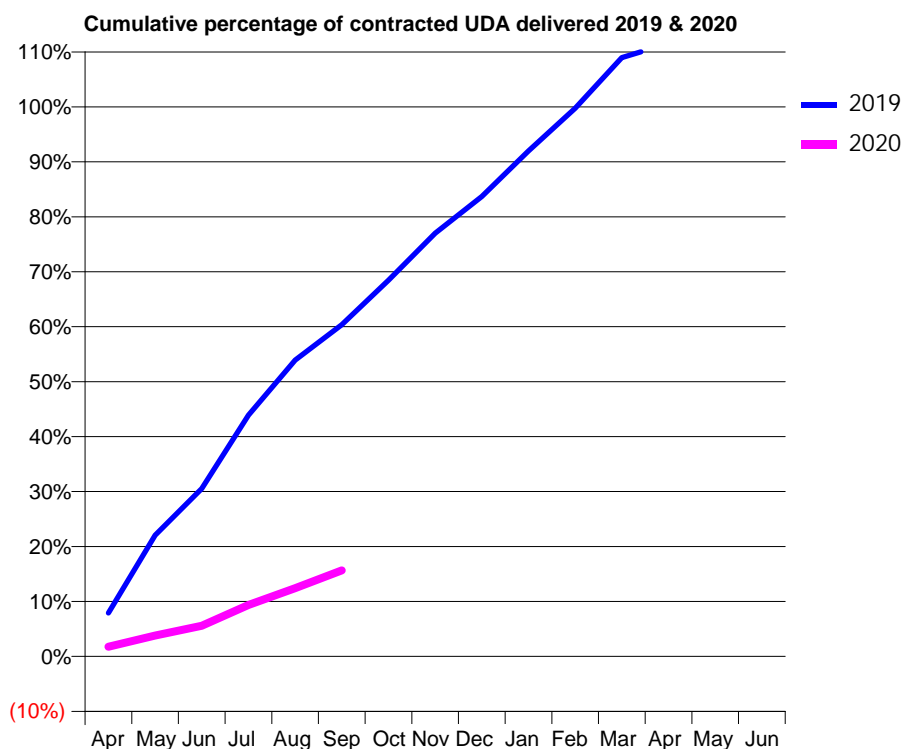
19/20 Contracted general activity (UDA)	40,069
Carry forward general activity (UDA)	0
19/20 Contracted orthodontic activity (UOA)	0
Carry forward orthodontic activity (UOA)	0
Baseline contract value	£1,113,551.58

ACCESS*

Patients seen in 24 months	Total	Change since previous quarter
Quarter ending September 2018	9,037	
Quarter ending December 2018	8,585	↓
Quarter ending March 2019	8,188	↓
Quarter ending June 2019	7,854	↓
Quarter ending September 2019	7,491	↓
Variance since September 2018	(17.1%)	↓



ACTIVITY



Month	2019	2020
April	982	703
May	2,742	1,517
June	3,794	2,239
July	5,456	3,763
August	6,697	4,978
September	7,500	6,277
October	8,501	
November	9,565	
December	10,396	
January	11,428	
February	12,392	
March	13,532	
April	13,859	
May	13,861	
June	13,862	

QUALITY

	Quantity	Base Number	Contract	AT	Region	England
% of FP17s for the same patient ID Re-attending within 3 months - Children	22	590	3.7%	9.3%	10.8%	11.5%
% of FP17s for the same patient ID Re-attending within 3 months - Adults	269	2,595	10.4%	13.7%	15.2%	15.4%
% of FP17s for the same patient ID Re-attending between 3 & 9 months - Children	162	590	27.5%	62.8%	62.2%	59.7%
% of FP17s for the same patient ID Re-attending between 3 & 9 months - Adults	583	2,595	22.5%	53.3%	52.9%	51.7%
% of FP17s for Band 1 Urgent Courses	363	2,990	12.1%	10.0%	9.7%	9.2%
% of FP17s Relating to Free Repair or Replacements	35	2,990	1.2%	0.6%	0.6%	0.7%
% of FP17s Relating to Continuations	26	2,990	0.9%	0.8%	0.7%	0.8%
% of Patients satisfied with the dentistry they have received	0	0	N/A	93.2%	93.6%	93.5%
% of Patients satisfied with the time they had to wait for an appointment	0	0	N/A	85.0%	86.3%	87.4%

* This is based on patients treated on this contract for their most recent course of treatment. Figures in italics indicate the base number of FP17s or Patient Questionnaire responses are less than 100. N/A is shown where the base number of responses is less than 10 during the period. % is calculated as Quantity/Base number*100

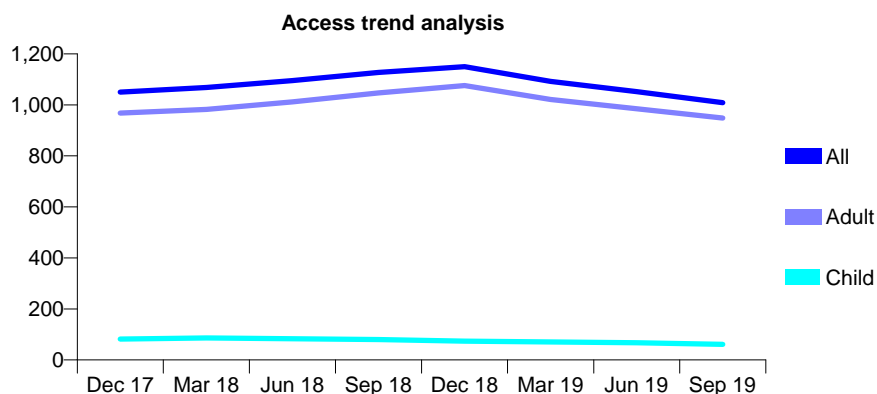
Q70 - Vital Signs At a Glance Contract Report for 101338/0073 - September 2019

Name or company name	Whitecross Dental Care Limited
Contract type name	GDS Contract
Purpose of contract	General
Contract start date	01/01/2009
Contract end date	

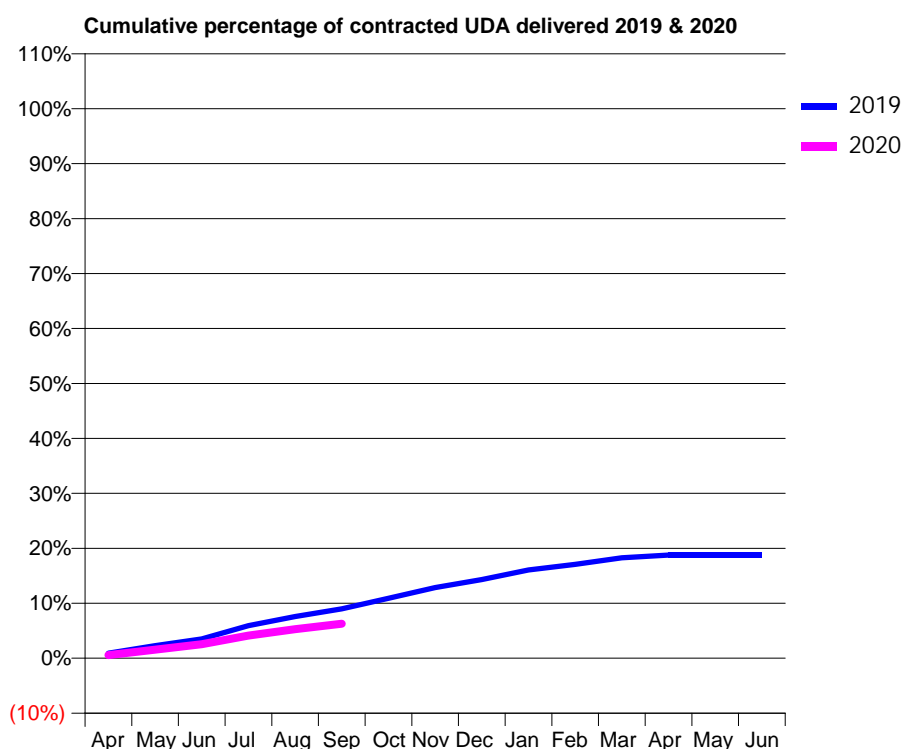
19/20 Contracted general activity (UDA)	6,653
Carry forward general activity (UDA)	0
19/20 Contracted orthodontic activity (UOA)	0
Carry forward orthodontic activity (UOA)	0
Baseline contract value	£187,720.79

ACCESS*

Patients seen in 24 months	Total	Change since previous quarter
Quarter ending September 2018	1,127	
Quarter ending December 2018	1,150	↑
Quarter ending March 2019	1,092	↓
Quarter ending June 2019	1,052	↓
Quarter ending September 2019	1,009	↓
Variance since September 2018	(10.5%)	↓



ACTIVITY



Month	2019	2020
April	61	38
May	153	104
June	233	171
July	395	274
August	505	352
September	598	417
October	725	
November	857	
December	952	
January	1,069	
February	1,136	
March	1,216	
April	1,249	
May	1,249	
June	1,249	

QUALITY

	Quantity	Base Number	Contract	AT	Region	England
% of FP17s for the same patient ID Re-attending within 3 months - Children	1	31	3.2%	9.3%	10.8%	11.5%
% of FP17s for the same patient ID Re-attending within 3 months - Adults	28	342	8.2%	13.7%	15.2%	15.4%
% of FP17s for the same patient ID Re-attending between 3 & 9 months - Children	0	31	0.0%	62.8%	62.2%	59.7%
% of FP17s for the same patient ID Re-attending between 3 & 9 months - Adults	15	342	4.4%	53.3%	52.9%	51.7%
% of FP17s for Band 1 Urgent Courses	340	346	98.3%	10.0%	9.7%	9.2%
% of FP17s Relating to Free Repair or Replacements	0	346	0.0%	0.6%	0.6%	0.7%
% of FP17s Relating to Continuations	0	346	0.0%	0.8%	0.7%	0.8%
% of Patients satisfied with the dentistry they have received	0	0	N/A	93.2%	93.6%	93.5%
% of Patients satisfied with the time they had to wait for an appointment	0	0	N/A	85.0%	86.3%	87.4%

* This is based on patients treated on this contract for their most recent course of treatment.

Figures in italics indicate the base number of FP17s or Patient Questionnaire responses are less than 100. N/A is shown where the base number of responses is less than 10 during the period. % is calculated as Quantity/Base number*100

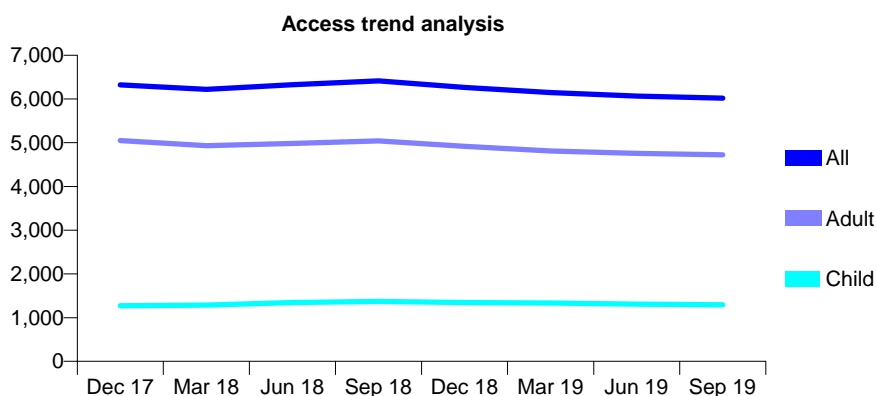
Q70 - Vital Signs At a Glance Contract Report for 101338/0094 - September 2019

Name or company name	Whitecross Dental Care Limited
Contract type name	GDS Contract
Purpose of contract	General
Contract start date	14/09/2009
Contract end date	

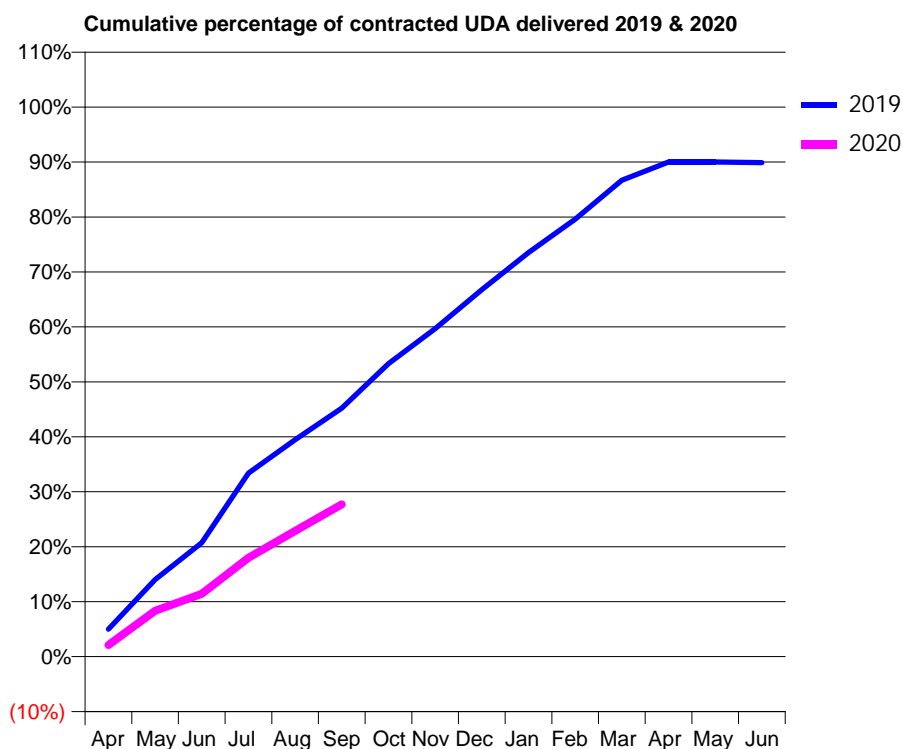
19/20 Contracted general activity (UDA)	20,000
Carry forward general activity (UDA)	0
19/20 Contracted orthodontic activity (UOA)	0
Carry forward orthodontic activity (UOA)	0
Baseline contract value	£566,155.65

ACCESS*

Patients seen in 24 months	Total	Change since previous quarter
Quarter ending September 2018	6,413	
Quarter ending December 2018	6,264	↓
Quarter ending March 2019	6,147	↓
Quarter ending June 2019	6,068	↓
Quarter ending September 2019	6,018	→
Variance since September 2018	(6.2%)	↓



ACTIVITY



Month	Adjusted Scheduled Activity (UDA)	
	2019	2020
April	897	425
May	2,527	1,666
June	3,726	2,290
July	6,007	3,600
August	7,105	4,575
September	8,141	5,546
October	9,593	
November	10,741	
December	12,021	
January	13,235	
February	14,331	
March	15,604	
April	16,198	
May	16,197	
June	16,176	

QUALITY

	Quantity	Base Number	Contract	AT	Region	England
% of FP17s for the same patient ID Re-attending within 3 months - Children	47	848	5.5%	9.3%	10.8%	11.5%
% of FP17s for the same patient ID Re-attending within 3 months - Adults	233	2,550	9.1%	13.7%	15.2%	15.4%
% of FP17s for the same patient ID Re-attending between 3 & 9 months - Children	443	848	52.2%	62.8%	62.2%	59.7%
% of FP17s for the same patient ID Re-attending between 3 & 9 months - Adults	678	2,550	26.6%	53.3%	52.9%	51.7%
% of FP17s for Band 1 Urgent Courses	184	3,085	6.0%	10.0%	9.7%	9.2%
% of FP17s Relating to Free Repair or Replacements	5	3,085	0.2%	0.6%	0.6%	0.7%
% of FP17s Relating to Continuations	51	3,085	1.7%	0.8%	0.7%	0.8%
% of Patients satisfied with the dentistry they have received	0	0	N/A	93.2%	93.6%	93.5%
% of Patients satisfied with the time they had to wait for an appointment	0	0	N/A	85.0%	86.3%	87.4%

* This is based on patients treated on this contract for their most recent course of treatment. Figures in italics indicate the base number of FP17s or Patient Questionnaire responses are less than 100. N/A is shown where the base number of responses is less than 10 during the period. % is calculated as Quantity/Base number*100

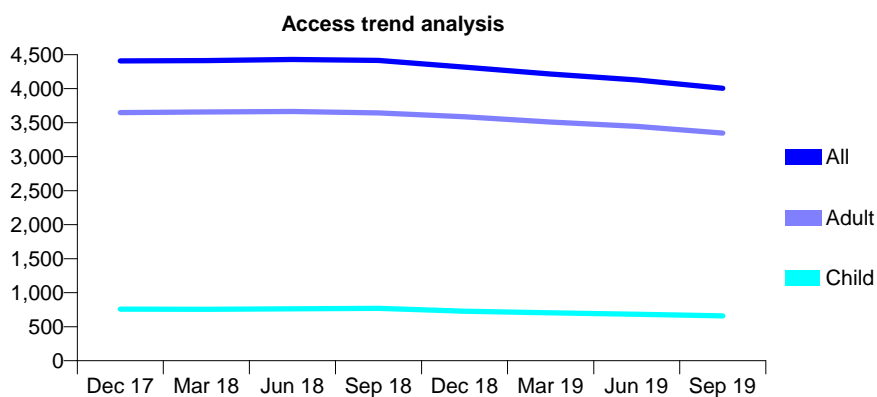
Q70 - Vital Signs At a Glance Contract Report for 101338/0095 - September 2019

Name or company name	Whitecross Dental Care Limited
Contract type name	GDS Contract
Purpose of contract	General
Contract start date	02/09/2009
Contract end date	

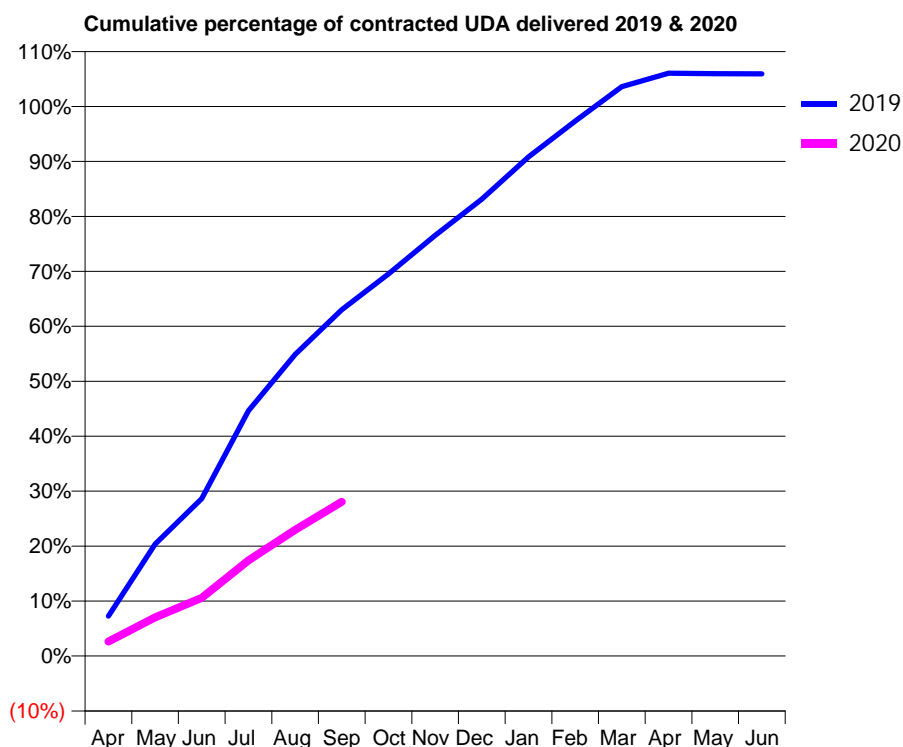
19/20 Contracted general activity (UDA)	12,000
Carry forward general activity (UDA)	90
19/20 Contracted orthodontic activity (UOA)	0
Carry forward orthodontic activity (UOA)	0
Baseline contract value	£339,693.40

ACCESS*

Patients seen in 24 months	Total	Change since previous quarter
Quarter ending September 2018	4,414	
Quarter ending December 2018	4,316	↓
Quarter ending March 2019	4,214	↓
Quarter ending June 2019	4,129	↓
Quarter ending September 2019	4,006	↓
Variance since September 2018	(9.2%)	↓



ACTIVITY



Month	Adjusted Scheduled Activity (UDA)	
	2019	2020
April	629	316
May	1,761	847
June	2,477	1,270
July	3,859	2,089
August	4,745	2,756
September	5,448	3,368
October	6,013	
November	6,619	
December	7,187	
January	7,853	
February	8,416	
March	8,959	
April	9,170	
May	9,161	
June	9,160	

QUALITY

	Quantity	Base Number	Contract	AT	Region	England
% of FP17s for the same patient ID Re-attending within 3 months - Children	9	382	2.4%	9.3%	10.8%	11.5%
% of FP17s for the same patient ID Re-attending within 3 months - Adults	59	1,317	4.5%	13.7%	15.2%	15.4%
% of FP17s for the same patient ID Re-attending between 3 & 9 months - Children	240	382	62.8%	62.8%	62.2%	59.7%
% of FP17s for the same patient ID Re-attending between 3 & 9 months - Adults	346	1,317	26.3%	53.3%	52.9%	51.7%
% of FP17s for Band 1 Urgent Courses	44	1,626	2.7%	10.0%	9.7%	9.2%
% of FP17s Relating to Free Repair or Replacements	0	1,626	0.0%	0.6%	0.6%	0.7%
% of FP17s Relating to Continuations	12	1,626	0.7%	0.8%	0.7%	0.8%
% of Patients satisfied with the dentistry they have received	0	1	N/A	93.2%	93.6%	93.5%
% of Patients satisfied with the time they had to wait for an appointment	0	1	N/A	85.0%	86.3%	87.4%

* This is based on patients treated on this contract for their most recent course of treatment. Figures in italics indicate the base number of FP17s or Patient Questionnaire responses are less than 100. N/A is shown where the base number of responses is less than 10 during the period. % is calculated as Quantity/Base number*100

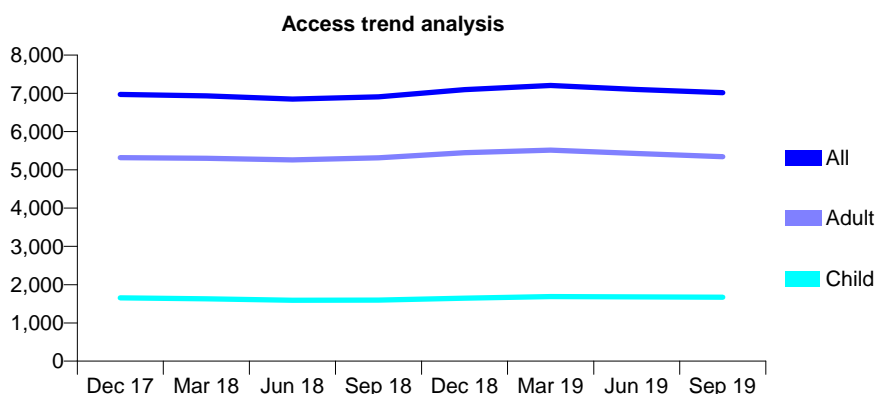
Q70 - Vital Signs At a Glance Contract Report for 101338/0096 - September 2019

Name or company name	Whitecross Dental Care Limited
Contract type name	GDS Contract
Purpose of contract	General
Contract start date	01/09/2009
Contract end date	

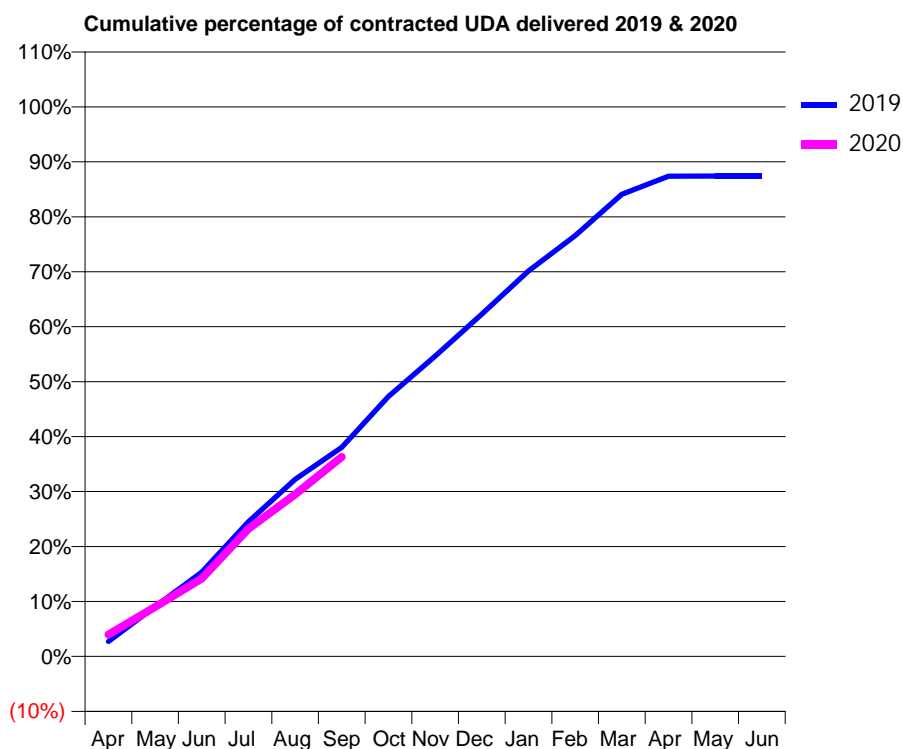
19/20 Contracted general activity (UDA)	25,081
Carry forward general activity (UDA)	0
19/20 Contracted orthodontic activity (UOA)	0
Carry forward orthodontic activity (UOA)	0
Baseline contract value	£690,095.29

ACCESS*

Patients seen in 24 months	Total	Change since previous quarter
Quarter ending September 2018	6,908	
Quarter ending December 2018	7,097	↑
Quarter ending March 2019	7,208	→
Quarter ending June 2019	7,104	↓
Quarter ending September 2019	7,017	↓
Variance since September 2018	1.6%	→



ACTIVITY



Month	2019	2020
April	684	994
May	2,282	2,260
June	3,852	3,559
July	6,150	5,826
August	8,085	7,396
September	9,546	9,111
October	11,866	
November	13,709	
December	15,622	
January	17,590	
February	19,203	
March	21,094	
April	21,914	
May	21,921	
June	21,925	

QUALITY

	Quantity	Base Number	Contract	AT	Region	England
% of FP17s for the same patient ID Re-attending within 3 months - Children	48	1,134	4.2%	9.3%	10.8%	11.5%
% of FP17s for the same patient ID Re-attending within 3 months - Adults	269	3,417	7.9%	13.7%	15.2%	15.4%
% of FP17s for the same patient ID Re-attending between 3 & 9 months - Children	739	1,134	65.2%	62.8%	62.2%	59.7%
% of FP17s for the same patient ID Re-attending between 3 & 9 months - Adults	2,046	3,417	59.9%	53.3%	52.9%	51.7%
% of FP17s for Band 1 Urgent Courses	506	4,232	12.0%	10.0%	9.7%	9.2%
% of FP17s Relating to Free Repair or Replacements	20	4,232	0.5%	0.6%	0.6%	0.7%
% of FP17s Relating to Continuations	24	4,232	0.6%	0.8%	0.7%	0.8%
% of Patients satisfied with the dentistry they have received	2	2	N/A	93.2%	93.6%	93.5%
% of Patients satisfied with the time they had to wait for an appointment	2	2	N/A	85.0%	86.3%	87.4%

* This is based on patients treated on this contract for their most recent course of treatment. Figures in italics indicate the base number of FP17s or Patient Questionnaire responses are less than 100. N/A is shown where the base number of responses is less than 10 during the period. % is calculated as Quantity/Base number*100

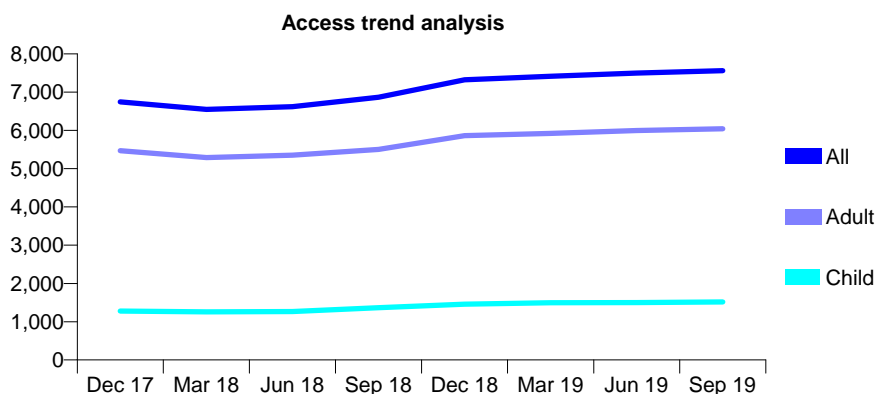
Q70 - Vital Signs At a Glance Contract Report for 101338/0129 - September 2019

Name or company name	Whitecross Dental Care Limited
Contract type name	GDS Contract
Purpose of contract	General
Contract start date	25/10/2010
Contract end date	

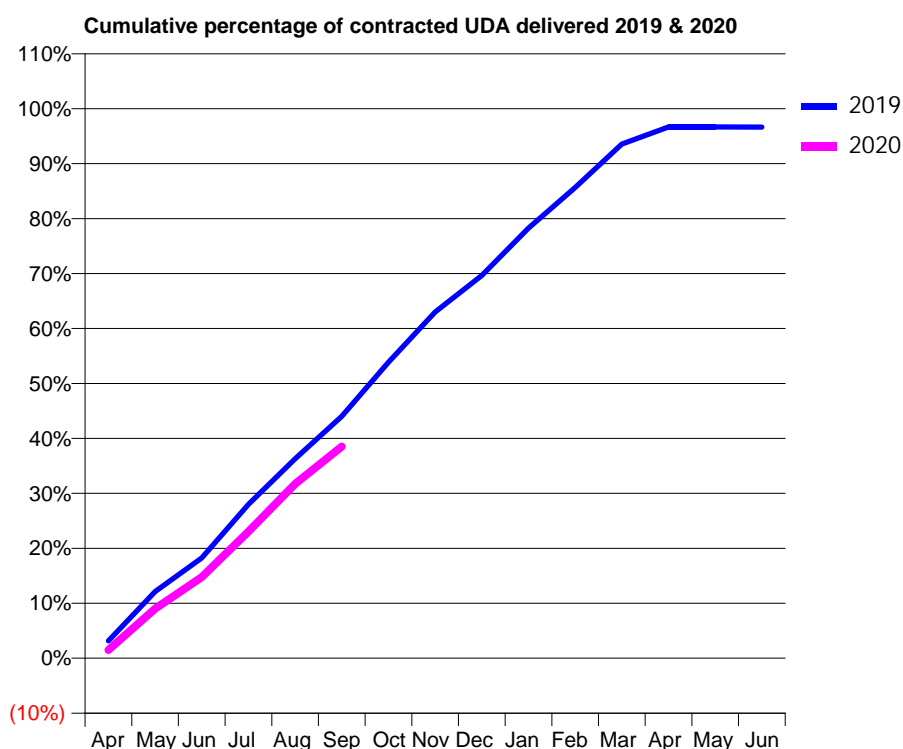
19/20 Contracted general activity (UDA)	21,000
Carry forward general activity (UDA)	707
19/20 Contracted orthodontic activity (UOA)	0
Carry forward orthodontic activity (UOA)	0
Baseline contract value	£507,140.55

ACCESS*

Patients seen in 24 months	Total	Change since previous quarter
Quarter ending September 2018	6,866	
Quarter ending December 2018	7,321	↑
Quarter ending March 2019	7,416	→
Quarter ending June 2019	7,497	→
Quarter ending September 2019	7,563	→
Variance since September 2018	10.2%	↑



ACTIVITY



Month	2019	2020
April	666	316
May	2,543	1,894
June	3,830	3,096
July	5,876	4,840
August	7,626	6,661
September	9,240	8,090
October	11,310	
November	13,231	
December	14,624	
January	16,439	
February	17,992	
March	19,648	
April	20,302	
May	20,300	
June	20,293	

QUALITY

	Quantity	Base Number	Contract	AT	Region	England
% of FP17s for the same patient ID Re-attending within 3 months - Children	49	1,102	4.4%	9.3%	10.8%	11.5%
% of FP17s for the same patient ID Re-attending within 3 months - Adults	252	3,854	6.5%	13.7%	15.2%	15.4%
% of FP17s for the same patient ID Re-attending between 3 & 9 months - Children	736	1,102	66.8%	62.8%	62.2%	59.7%
% of FP17s for the same patient ID Re-attending between 3 & 9 months - Adults	2,080	3,854	54.0%	53.3%	52.9%	51.7%
% of FP17s for Band 1 Urgent Courses	228	4,612	4.9%	10.0%	9.7%	9.2%
% of FP17s Relating to Free Repair or Replacements	16	4,612	0.3%	0.6%	0.6%	0.7%
% of FP17s Relating to Continuations	32	4,612	0.7%	0.8%	0.7%	0.8%
% of Patients satisfied with the dentistry they have received	0	0	N/A	93.2%	93.6%	93.5%
% of Patients satisfied with the time they had to wait for an appointment	0	0	N/A	85.0%	86.3%	87.4%

* This is based on patients treated on this contract for their most recent course of treatment.

Figures in italics indicate the base number of FP17s or Patient Questionnaire responses are less than 100. N/A is shown where the base number of responses is less than 10 during the period. % is calculated as Quantity/Base number*100

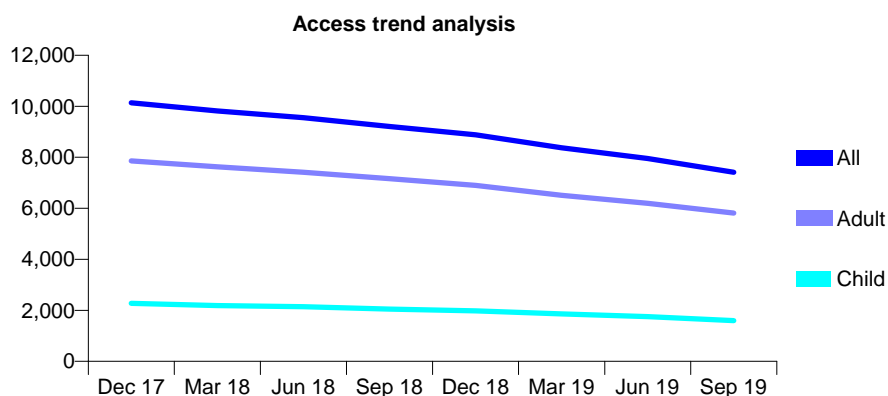
Q70 - Vital Signs At a Glance Contract Report for 101338/0132 - September 2019

Name or company name	Whitecross Dental Care Limited
Contract type name	GDS Contract
Purpose of contract	General
Contract start date	01/09/2011
Contract end date	

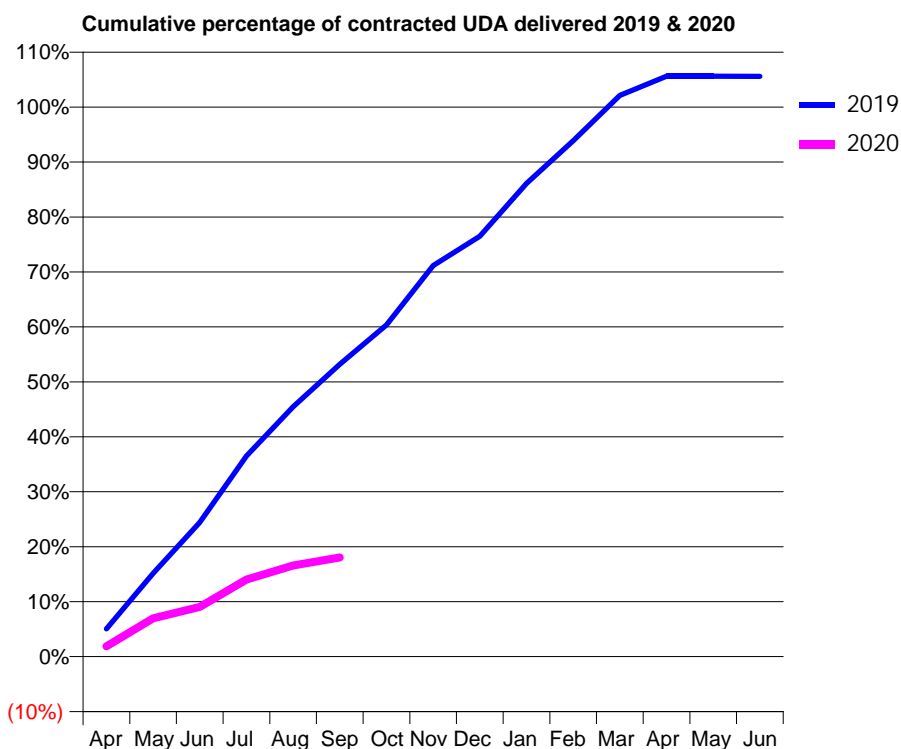
19/20 Contracted general activity (UDA)	22,493
Carry forward general activity (UDA)	342
19/20 Contracted orthodontic activity (UOA)	0
Carry forward orthodontic activity (UOA)	0
Baseline contract value	£619,104.61

ACCESS*

Patients seen in 24 months	Total	Change since previous quarter
Quarter ending September 2018	9,211	
Quarter ending December 2018	8,879	↓
Quarter ending March 2019	8,373	↓
Quarter ending June 2019	7,949	↓
Quarter ending September 2019	7,411	↓
Variance since September 2018	(19.5%)	↓



ACTIVITY



Month	Adjusted Scheduled Activity (UDA)	
	2019	2020
April	784	423
May	2,346	1,571
June	3,785	2,033
July	5,658	3,150
August	7,046	3,732
September	8,241	4,058
October	9,352	
November	11,025	
December	11,849	
January	13,337	
February	14,545	
March	15,822	
April	16,363	
May	16,360	
June	16,358	

QUALITY

	Quantity	Base Number	Contract	AT	Region	England
% of FP17s for the same patient ID Re-attending within 3 months - Children	43	620	6.9%	9.3%	10.8%	11.5%
% of FP17s for the same patient ID Re-attending within 3 months - Adults	205	1,940	10.6%	13.7%	15.2%	15.4%
% of FP17s for the same patient ID Re-attending between 3 & 9 months - Children	188	620	30.3%	62.8%	62.2%	59.7%
% of FP17s for the same patient ID Re-attending between 3 & 9 months - Adults	588	1,940	30.3%	53.3%	52.9%	51.7%
% of FP17s for Band 1 Urgent Courses	333	2,217	15.0%	10.0%	9.7%	9.2%
% of FP17s Relating to Free Repair or Replacements	13	2,217	0.6%	0.6%	0.6%	0.7%
% of FP17s Relating to Continuations	7	2,217	0.3%	0.8%	0.7%	0.8%
% of Patients satisfied with the dentistry they have received	7	7	N/A	93.2%	93.6%	93.5%
% of Patients satisfied with the time they had to wait for an appointment	4	7	N/A	85.0%	86.3%	87.4%

* This is based on patients treated on this contract for their most recent course of treatment. Figures in italics indicate the base number of FP17s or Patient Questionnaire responses are less than 100. N/A is shown where the base number of responses is less than 10 during the period. % is calculated as Quantity/Base number*100

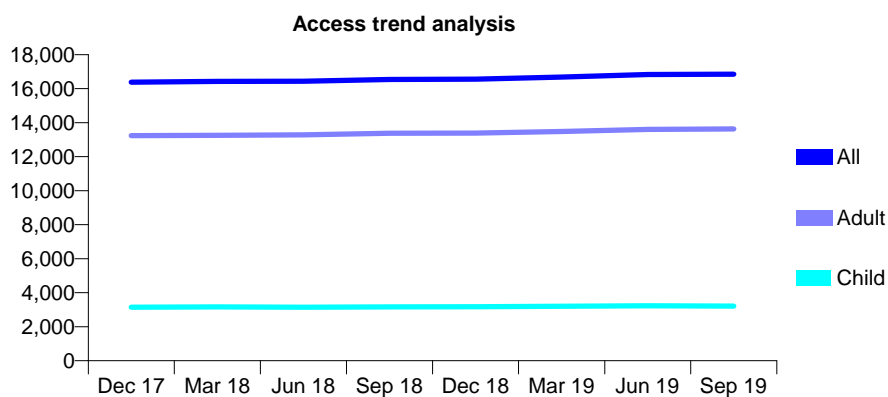
Q70 - Vital Signs At a Glance Contract Report for 101338/0133 - September 2019

Name or company name	Whitecross Dental Care Limited
Contract type name	GDS Contract
Purpose of contract	General
Contract start date	01/09/2011
Contract end date	

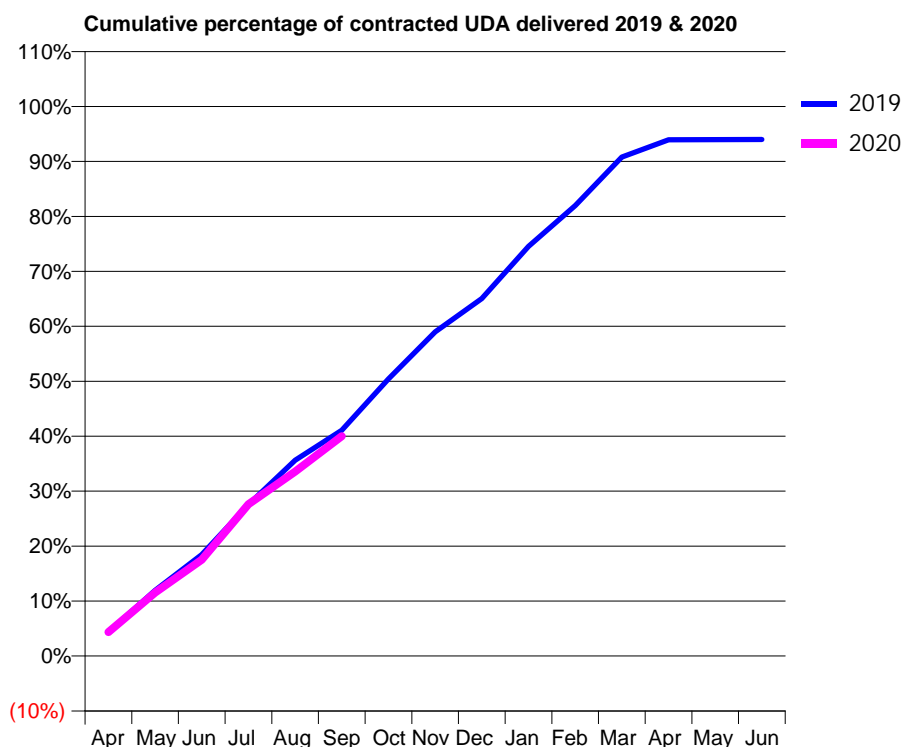
19/20 Contracted general activity (UDA)	40,500
Carry forward general activity (UDA)	0
19/20 Contracted orthodontic activity (UOA)	0
Carry forward orthodontic activity (UOA)	0
Baseline contract value	£1,220,890.40

ACCESS*

Patients seen in 24 months	Total	Change since previous quarter
Quarter ending September 2018	16,542	
Quarter ending December 2018	16,564	→
Quarter ending March 2019	16,677	→
Quarter ending June 2019	16,836	→
Quarter ending September 2019	16,852	→
Variance since September 2018	1.9%	→



ACTIVITY



Month	Adjusted Scheduled Activity (UDA)	
	2019	2020
April	1,772	1,765
May	4,844	4,682
June	7,476	7,103
July	11,157	11,185
August	14,430	13,602
September	16,630	16,203
October	20,423	
November	23,888	
December	26,341	
January	30,184	
February	33,194	
March	36,775	
April	38,043	
May	38,060	
June	38,074	

QUALITY

	Quantity	Base Number	Contract	AT	Region	England
% of FP17s for the same patient ID Re-attending within 3 months - Children	113	2,367	4.8%	9.3%	10.8%	11.5%
% of FP17s for the same patient ID Re-attending within 3 months - Adults	1,044	8,691	12.0%	13.7%	15.2%	15.4%
% of FP17s for the same patient ID Re-attending between 3 & 9 months - Children	1,662	2,367	70.2%	62.8%	62.2%	59.7%
% of FP17s for the same patient ID Re-attending between 3 & 9 months - Adults	3,911	8,691	45.0%	53.3%	52.9%	51.7%
% of FP17s for Band 1 Urgent Courses	769	9,646	8.0%	10.0%	9.7%	9.2%
% of FP17s Relating to Free Repair or Replacements	48	9,646	0.5%	0.6%	0.6%	0.7%
% of FP17s Relating to Continuations	113	9,646	1.2%	0.8%	0.7%	0.8%
% of Patients satisfied with the dentistry they have received	3	3	N/A	93.2%	93.6%	93.5%
% of Patients satisfied with the time they had to wait for an appointment	3	3	N/A	85.0%	86.3%	87.4%

* This is based on patients treated on this contract for their most recent course of treatment. Figures in italics indicate the base number of FP17s or Patient Questionnaire responses are less than 100. N/A is shown where the base number of responses is less than 10 during the period. % is calculated as Quantity/Base number*100

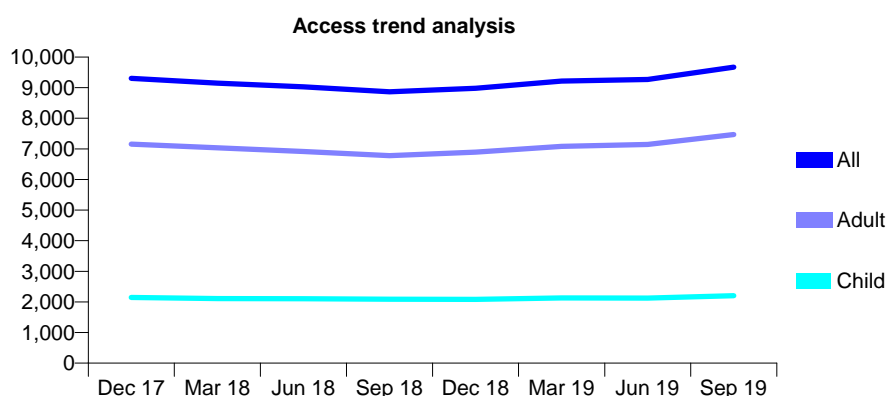
Q70 - Vital Signs At a Glance Contract Report for 101362/0039 - September 2019

Name or company name	Rodericks Dental Limited
Contract type name	GDS Contract
Purpose of contract	General
Contract start date	03/10/2011
Contract end date	

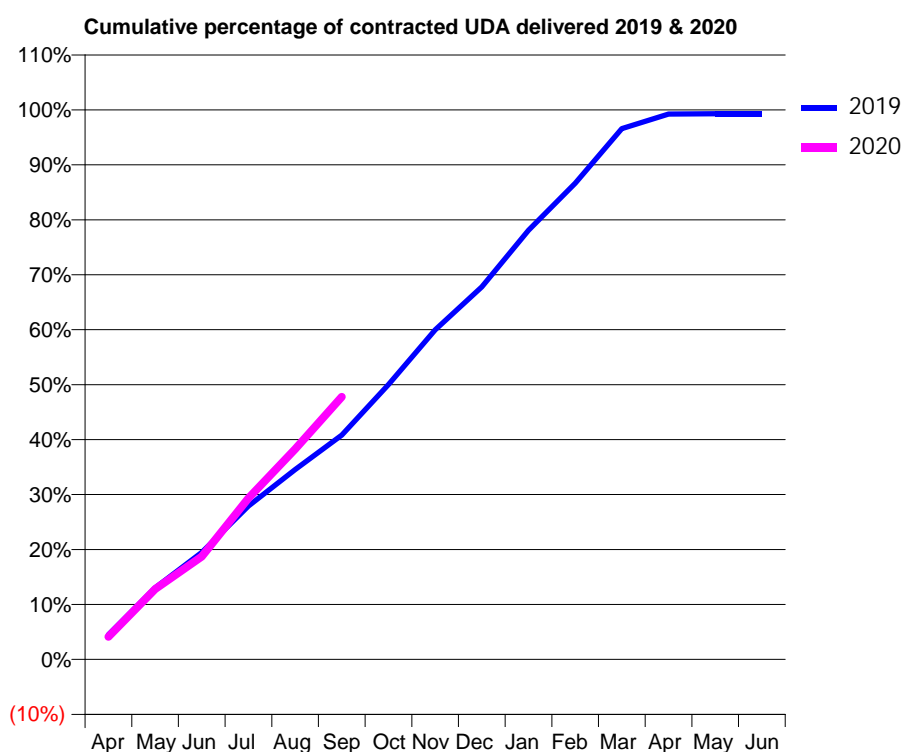
19/20 Contracted general activity (UDA)	26,613
Carry forward general activity (UDA)	190
19/20 Contracted orthodontic activity (UOA)	0
Carry forward orthodontic activity (UOA)	0
Baseline contract value	£752,403.33

ACCESS*

Patients seen in 24 months	Total	Change since previous quarter
Quarter ending September 2018	8,864	
Quarter ending December 2018	8,981	→
Quarter ending March 2019	9,214	↑
Quarter ending June 2019	9,267	→
Quarter ending September 2019	9,672	↑
Variance since September 2018	9.1%	↑



ACTIVITY



Month	2019	2020
April	1,198	1,092
May	3,474	3,404
June	5,181	4,984
July	7,431	7,810
August	9,197	10,189
September	10,865	12,711
October	13,314	
November	15,963	
December	18,044	
January	20,779	
February	23,056	
March	25,699	
April	26,411	
May	26,424	
June	26,423	

QUALITY

	Quantity	Base Number	Contract	AT	Region	England
% of FP17s for the same patient ID Re-attending within 3 months - Children	156	1,717	9.1%	9.3%	10.8%	11.5%
% of FP17s for the same patient ID Re-attending within 3 months - Adults	784	5,159	15.2%	13.7%	15.2%	15.4%
% of FP17s for the same patient ID Re-attending between 3 & 9 months - Children	967	1,717	56.3%	62.8%	62.2%	59.7%
% of FP17s for the same patient ID Re-attending between 3 & 9 months - Adults	1,918	5,159	37.2%	53.3%	52.9%	51.7%
% of FP17s for Band 1 Urgent Courses	1,945	6,505	29.9%	10.0%	9.7%	9.2%
% of FP17s Relating to Free Repair or Replacements	48	6,505	0.7%	0.6%	0.6%	0.7%
% of FP17s Relating to Continuations	23	6,505	0.4%	0.8%	0.7%	0.8%
% of Patients satisfied with the dentistry they have received	11	12	91.7%	93.2%	93.6%	93.5%
% of Patients satisfied with the time they had to wait for an appointment	9	12	75.0%	85.0%	86.3%	87.4%

* This is based on patients treated on this contract for their most recent course of treatment. Figures in italics indicate the base number of FP17s or Patient Questionnaire responses are less than 100. N/A is shown where the base number of responses is less than 10 during the period. % is calculated as Quantity/Base number*100

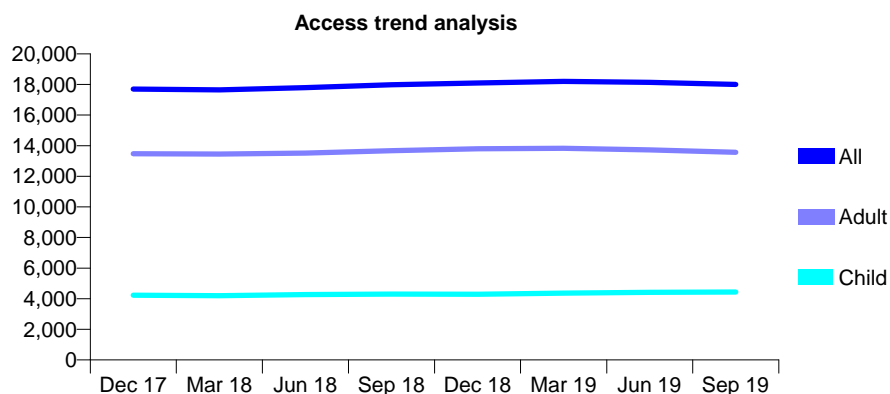
Q70 - Vital Signs At a Glance Contract Report for 101362/0043 - September 2019

Name or company name	Rodericks Dental Limited
Contract type name	GDS Contract
Purpose of contract	General
Contract start date	11/02/2012
Contract end date	

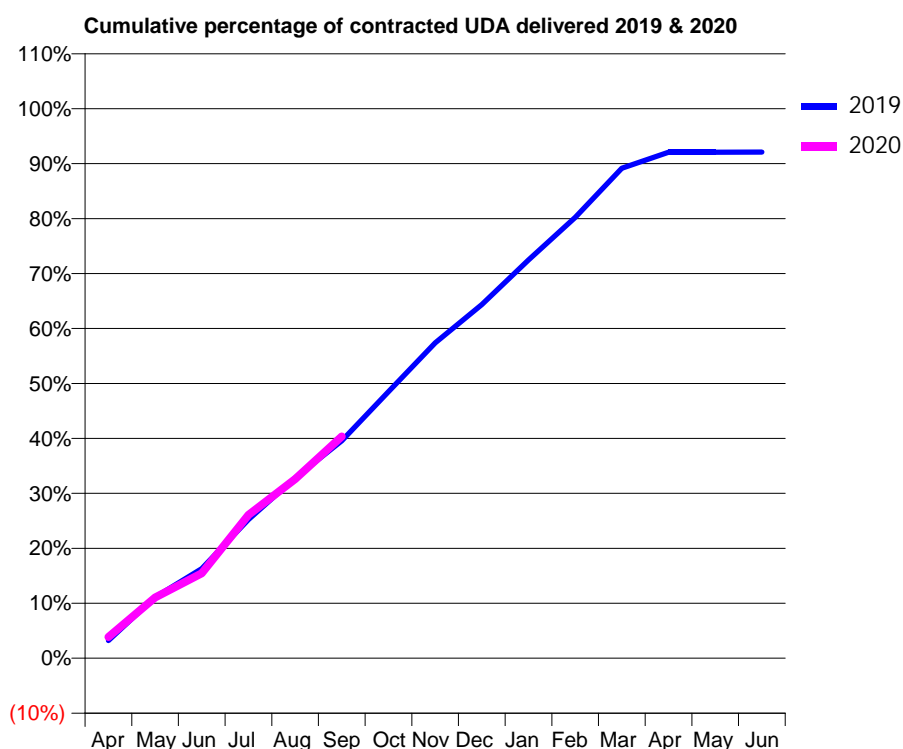
19/20 Contracted general activity (UDA)	52,655
Carry forward general activity (UDA)	0
19/20 Contracted orthodontic activity (UOA)	0
Carry forward orthodontic activity (UOA)	0
Baseline contract value	£1,412,114.96

ACCESS*

Patients seen in 24 months	Total	Change since previous quarter
Quarter ending September 2018	17,980	
Quarter ending December 2018	18,097	→
Quarter ending March 2019	18,197	→
Quarter ending June 2019	18,142	→
Quarter ending September 2019	18,003	→
Variance since September 2018	0.1%	→



ACTIVITY



Month	2019	2020
April	1,694	2,034
May	5,846	5,819
June	8,584	8,129
July	13,281	13,731
August	17,279	17,168
September	20,840	21,248
October	25,531	
November	30,212	
December	33,881	
January	38,157	
February	42,240	
March	46,939	
April	48,470	
May	48,477	
June	48,499	

QUALITY

	Quantity	Base Number	Contract	AT	Region	England
% of FP17s for the same patient ID Re-attending within 3 months - Children	236	3,213	7.3%	9.3%	10.8%	11.5%
% of FP17s for the same patient ID Re-attending within 3 months - Adults	1,330	8,296	16.0%	13.7%	15.2%	15.4%
% of FP17s for the same patient ID Re-attending between 3 & 9 months - Children	1,757	3,213	54.7%	62.8%	62.2%	59.7%
% of FP17s for the same patient ID Re-attending between 3 & 9 months - Adults	3,884	8,296	46.8%	53.3%	52.9%	51.7%
% of FP17s for Band 1 Urgent Courses	1,274	10,128	12.6%	10.0%	9.7%	9.2%
% of FP17s Relating to Free Repair or Replacements	81	10,128	0.8%	0.6%	0.6%	0.7%
% of FP17s Relating to Continuations	22	10,128	0.2%	0.8%	0.7%	0.8%
% of Patients satisfied with the dentistry they have received	5	5	N/A	93.2%	93.6%	93.5%
% of Patients satisfied with the time they had to wait for an appointment	4	5	N/A	85.0%	86.3%	87.4%

* This is based on patients treated on this contract for their most recent course of treatment.

Figures in italics indicate the base number of FP17s or Patient Questionnaire responses are less than 100. N/A is shown where the base number of responses is less than 10 during the period. % is calculated as Quantity/Base number*100

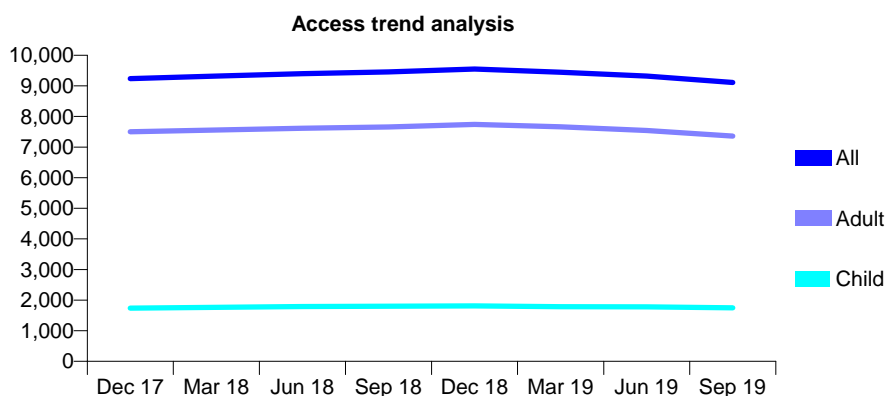
Q70 - Vital Signs At a Glance Contract Report for 101435/0008 - September 2019

Name or company name	IDH Limited
Contract type name	GDS Contract
Purpose of contract	General
Contract start date	01/04/2006
Contract end date	

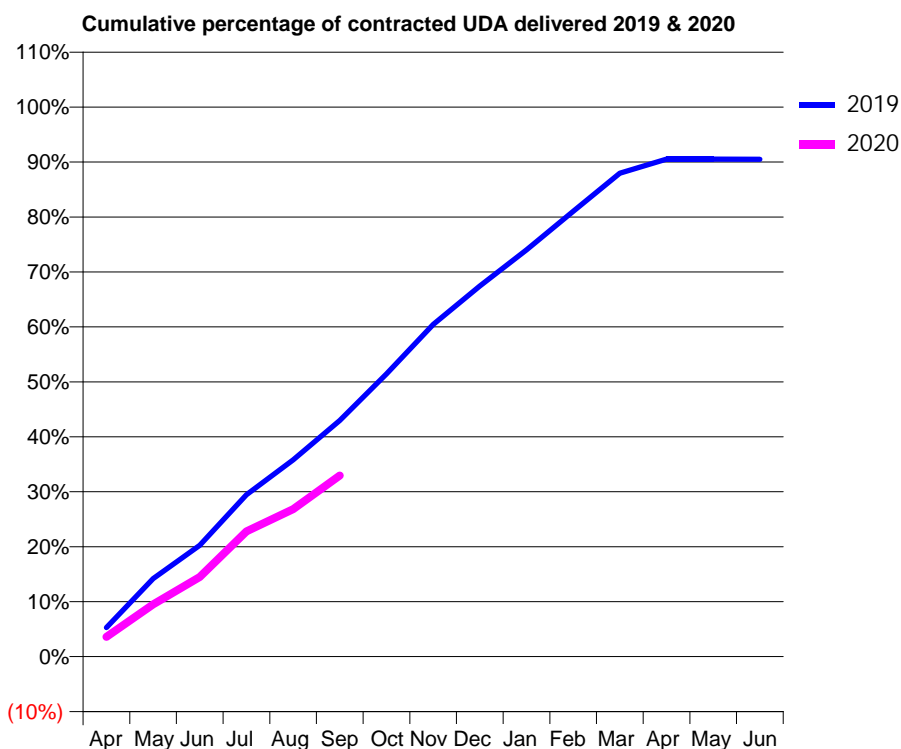
19/20 Contracted general activity (UDA)	31,000
Carry forward general activity (UDA)	0
19/20 Contracted orthodontic activity (UOA)	0
Carry forward orthodontic activity (UOA)	0
Baseline contract value	£768,196.21

ACCESS*

Patients seen in 24 months	Total	Change since previous quarter
Quarter ending September 2018	9,458	
Quarter ending December 2018	9,549	→
Quarter ending March 2019	9,446	↓
Quarter ending June 2019	9,324	↓
Quarter ending September 2019	9,111	↓
Variance since September 2018	(3.7%)	↓



ACTIVITY



Month	Adjusted Scheduled Activity (UDA)	
	2019	2020
April	1,480	1,116
May	3,978	2,949
June	5,670	4,491
July	8,250	7,068
August	10,023	8,321
September	12,030	10,218
October	14,410	
November	16,923	
December	18,882	
January	20,728	
February	22,693	
March	24,626	
April	25,346	
May	25,345	
June	25,341	

QUALITY

	Quantity	Base Number	Contract	AT	Region	England
% of FP17s for the same patient ID Re-attending within 3 months - Children	33	916	3.6%	9.3%	10.8%	11.5%
% of FP17s for the same patient ID Re-attending within 3 months - Adults	353	3,544	10.0%	13.7%	15.2%	15.4%
% of FP17s for the same patient ID Re-attending between 3 & 9 months - Children	427	916	46.6%	62.8%	62.2%	59.7%
% of FP17s for the same patient ID Re-attending between 3 & 9 months - Adults	1,222	3,544	34.5%	53.3%	52.9%	51.7%
% of FP17s for Band 1 Urgent Courses	219	4,186	5.2%	10.0%	9.7%	9.2%
% of FP17s Relating to Free Repair or Replacements	26	4,186	0.6%	0.6%	0.6%	0.7%
% of FP17s Relating to Continuations	83	4,186	2.0%	0.8%	0.7%	0.8%
% of Patients satisfied with the dentistry they have received	2	2	N/A	93.2%	93.6%	93.5%
% of Patients satisfied with the time they had to wait for an appointment	2	2	N/A	85.0%	86.3%	87.4%

* This is based on patients treated on this contract for their most recent course of treatment. Figures in italics indicate the base number of FP17s or Patient Questionnaire responses are less than 100. N/A is shown where the base number of responses is less than 10 during the period. % is calculated as Quantity/Base number*100

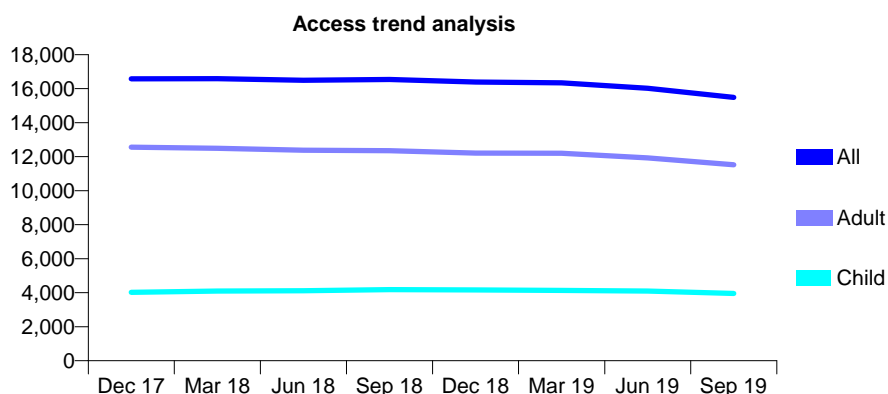
Q70 - Vital Signs At a Glance Contract Report for 101435/0016 - September 2019

Name or company name	IDH Limited
Contract type name	GDS Contract
Purpose of contract	General
Contract start date	01/04/2006
Contract end date	

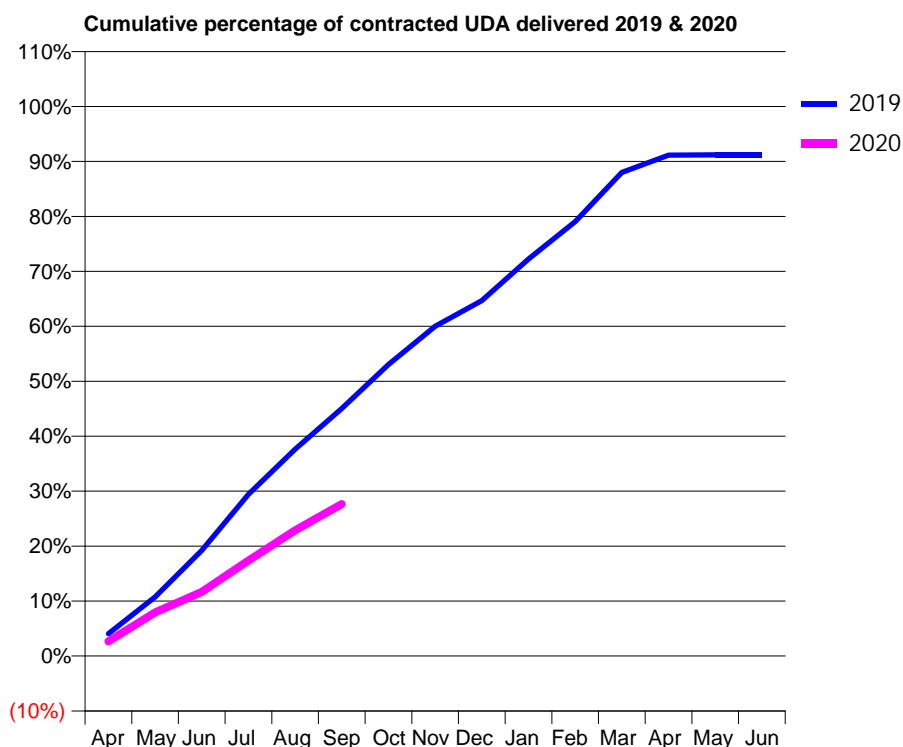
19/20 Contracted general activity (UDA)	47,133
Carry forward general activity (UDA)	0
19/20 Contracted orthodontic activity (UOA)	0
Carry forward orthodontic activity (UOA)	0
Baseline contract value	£1,077,317.49

ACCESS*

Patients seen in 24 months	Total	Change since previous quarter
Quarter ending September 2018	16,541	
Quarter ending December 2018	16,385	→
Quarter ending March 2019	16,340	→
Quarter ending June 2019	16,025	↓
Quarter ending September 2019	15,483	↓
Variance since September 2018	(6.4%)	↓



ACTIVITY



Month	Adjusted Scheduled Activity (UDA)	
	2019	2020
April	1,912	1,258
May	5,067	3,745
June	9,050	5,494
July	13,865	8,180
August	17,747	10,775
September	21,234	13,035
October	25,010	
November	28,276	
December	30,481	
January	34,046	
February	37,254	
March	41,471	
April	42,958	
May	42,981	
June	42,980	

QUALITY

	Quantity	Base Number	Contract	AT	Region	England
% of FP17s for the same patient ID Re-attending within 3 months - Children	115	2,252	5.1%	9.3%	10.8%	11.5%
% of FP17s for the same patient ID Re-attending within 3 months - Adults	563	5,707	9.9%	13.7%	15.2%	15.4%
% of FP17s for the same patient ID Re-attending between 3 & 9 months - Children	1,322	2,252	58.7%	62.8%	62.2%	59.7%
% of FP17s for the same patient ID Re-attending between 3 & 9 months - Adults	3,027	5,707	53.0%	53.3%	52.9%	51.7%
% of FP17s for Band 1 Urgent Courses	458	7,309	6.3%	10.0%	9.7%	9.2%
% of FP17s Relating to Free Repair or Replacements	12	7,309	0.2%	0.6%	0.6%	0.7%
% of FP17s Relating to Continuations	80	7,309	1.1%	0.8%	0.7%	0.8%
% of Patients satisfied with the dentistry they have received	1	1	N/A	93.2%	93.6%	93.5%
% of Patients satisfied with the time they had to wait for an appointment	1	1	N/A	85.0%	86.3%	87.4%

* This is based on patients treated on this contract for their most recent course of treatment. Figures in italics indicate the base number of FP17s or Patient Questionnaire responses are less than 100. N/A is shown where the base number of responses is less than 10 during the period. % is calculated as Quantity/Base number*100

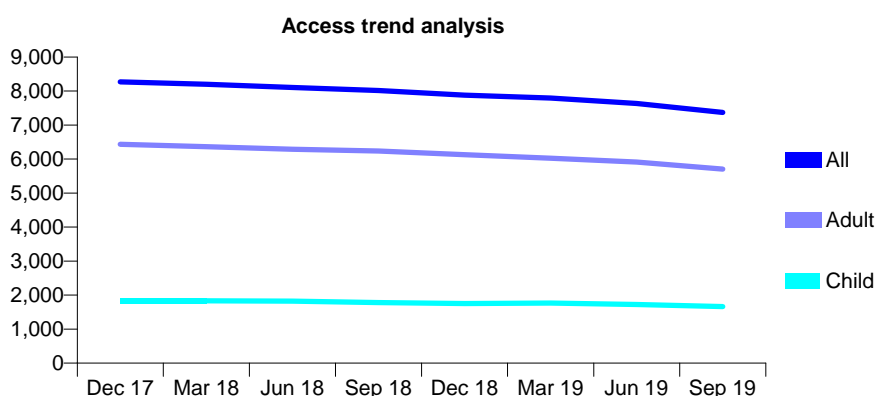
Q70 - Vital Signs At a Glance Contract Report for 101435/0022 - September 2019

Name or company name	IDH Limited
Contract type name	GDS Contract
Purpose of contract	General
Contract start date	01/04/2006
Contract end date	

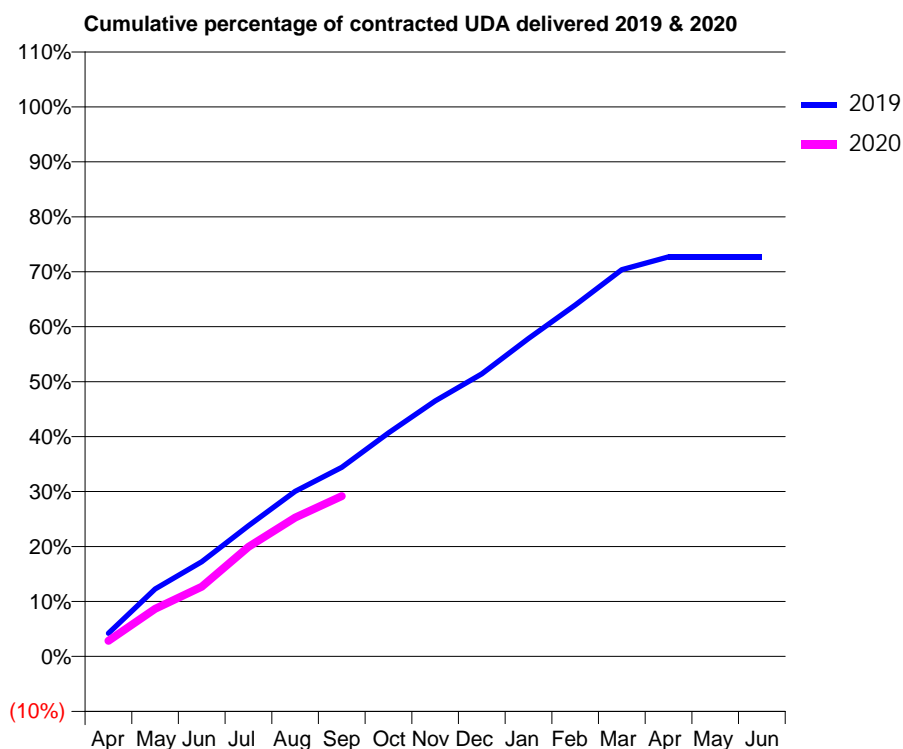
19/20 Contracted general activity (UDA)	23,473
Carry forward general activity (UDA)	0
19/20 Contracted orthodontic activity (UOA)	0
Carry forward orthodontic activity (UOA)	0
Baseline contract value	£573,755.60

ACCESS*

Patients seen in 24 months	Total	Change since previous quarter
Quarter ending September 2018	8,018	
Quarter ending December 2018	7,881	↓
Quarter ending March 2019	7,795	↓
Quarter ending June 2019	7,634	↓
Quarter ending September 2019	7,370	↓
Variance since September 2018	(8.1%)	↓



ACTIVITY



Adjusted Scheduled Activity (UDA)		
Month	2019	2020
April	949	672
May	2,761	2,037
June	3,874	2,975
July	5,346	4,679
August	6,746	5,935
September	7,734	6,841
October	9,145	
November	10,446	
December	11,556	
January	12,998	
February	14,369	
March	15,810	
April	16,335	
May	16,339	
June	16,338	

QUALITY

	Quantity	Base Number	Contract	AT	Region	England
% of FP17s for the same patient ID Re-attending within 3 months - Children	44	1,044	4.2%	9.3%	10.8%	11.5%
% of FP17s for the same patient ID Re-attending within 3 months - Adults	284	3,215	8.8%	13.7%	15.2%	15.4%
% of FP17s for the same patient ID Re-attending between 3 & 9 months - Children	448	1,044	42.9%	62.8%	62.2%	59.7%
% of FP17s for the same patient ID Re-attending between 3 & 9 months - Adults	1,266	3,215	39.4%	53.3%	52.9%	51.7%
% of FP17s for Band 1 Urgent Courses	261	4,002	6.5%	10.0%	9.7%	9.2%
% of FP17s Relating to Free Repair or Replacements	18	4,002	0.4%	0.6%	0.6%	0.7%
% of FP17s Relating to Continuations	15	4,002	0.4%	0.8%	0.7%	0.8%
% of Patients satisfied with the dentistry they have received	3	3	N/A	93.2%	93.6%	93.5%
% of Patients satisfied with the time they had to wait for an appointment	3	3	N/A	85.0%	86.3%	87.4%

* This is based on patients treated on this contract for their most recent course of treatment. Figures in italics indicate the base number of FP17s or Patient Questionnaire responses are less than 100. N/A is shown where the base number of responses is less than 10 during the period. % is calculated as Quantity/Base number*100

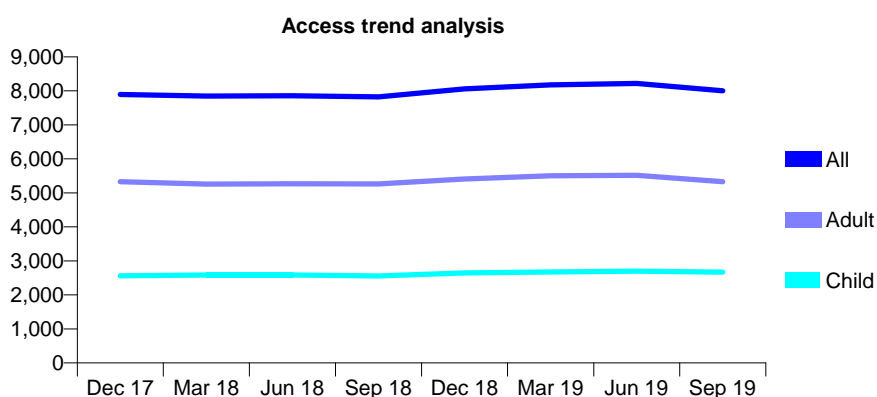
Q70 - Vital Signs At a Glance Contract Report for 101435/0023 - September 2019

Name or company name	IDH Limited
Contract type name	GDS Contract
Purpose of contract	General
Contract start date	01/04/2006
Contract end date	

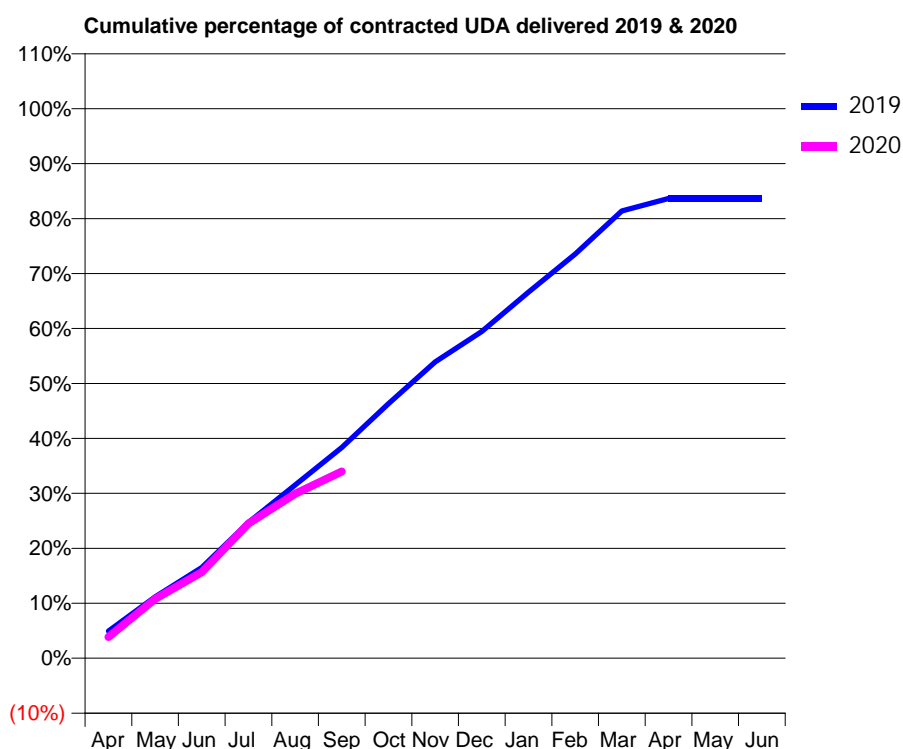
19/20 Contracted general activity (UDA)	21,343
Carry forward general activity (UDA)	0
19/20 Contracted orthodontic activity (UOA)	0
Carry forward orthodontic activity (UOA)	0
Baseline contract value	£628,819.60

ACCESS*

Patients seen in 24 months	Total	Change since previous quarter
Quarter ending September 2018	7,823	
Quarter ending December 2018	8,055	↑
Quarter ending March 2019	8,178	→
Quarter ending June 2019	8,217	→
Quarter ending September 2019	8,002	↓
Variance since September 2018	2.3%	↑



ACTIVITY



Month	2019	2020
April	1,003	827
May	2,271	2,300
June	3,352	3,344
July	5,028	5,236
August	6,413	6,390
September	7,801	7,251
October	9,421	
November	10,965	
December	12,094	
January	13,553	
February	14,958	
March	16,556	
April	17,021	
May	17,017	
June	17,017	

QUALITY

	Quantity	Base Number	Contract	AT	Region	England
% of FP17s for the same patient ID Re-attending within 3 months - Children	60	1,642	3.7%	9.3%	10.8%	11.5%
% of FP17s for the same patient ID Re-attending within 3 months - Adults	214	2,729	7.8%	13.7%	15.2%	15.4%
% of FP17s for the same patient ID Re-attending between 3 & 9 months - Children	938	1,642	57.1%	62.8%	62.2%	59.7%
% of FP17s for the same patient ID Re-attending between 3 & 9 months - Adults	1,438	2,729	52.7%	53.3%	52.9%	51.7%
% of FP17s for Band 1 Urgent Courses	220	4,131	5.3%	10.0%	9.7%	9.2%
% of FP17s Relating to Free Repair or Replacements	9	4,131	0.2%	0.6%	0.6%	0.7%
% of FP17s Relating to Continuations	35	4,131	0.8%	0.8%	0.7%	0.8%
% of Patients satisfied with the dentistry they have received	0	1	N/A	93.2%	93.6%	93.5%
% of Patients satisfied with the time they had to wait for an appointment	1	1	N/A	85.0%	86.3%	87.4%

* This is based on patients treated on this contract for their most recent course of treatment. Figures in italics indicate the base number of FP17s or Patient Questionnaire responses are less than 100. N/A is shown where the base number of responses is less than 10 during the period. % is calculated as Quantity/Base number*100

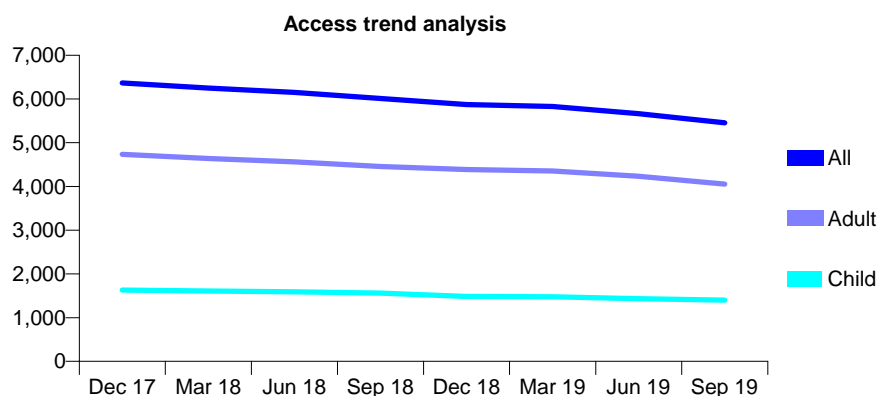
Q70 - Vital Signs At a Glance Contract Report for 101435/0024 - September 2019

Name or company name	IDH Limited
Contract type name	GDS Contract
Purpose of contract	General
Contract start date	01/04/2006
Contract end date	

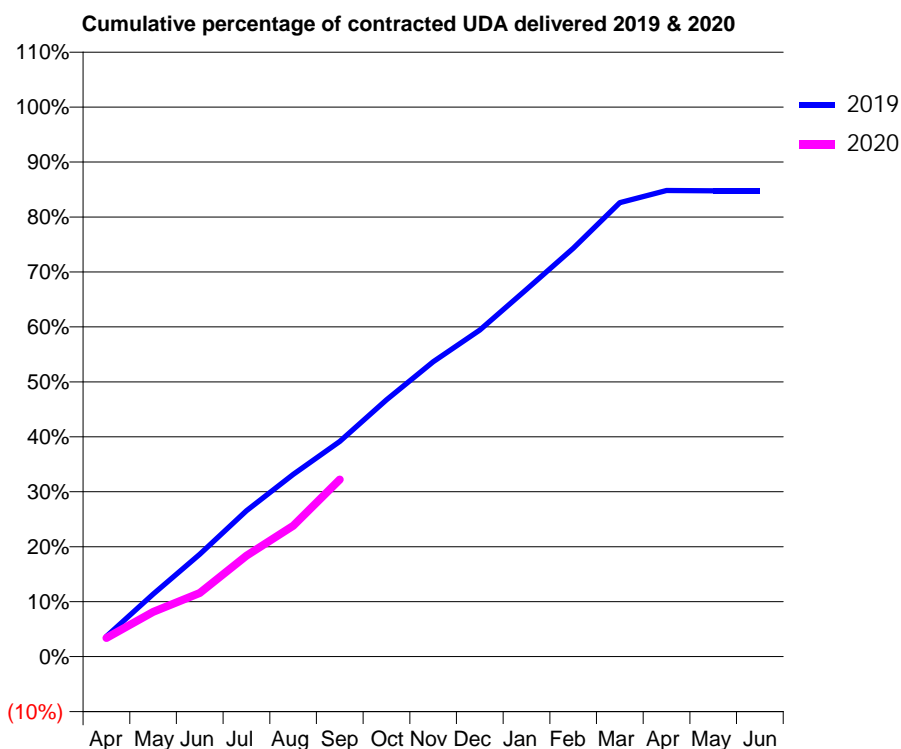
19/20 Contracted general activity (UDA)	16,619
Carry forward general activity (UDA)	0
19/20 Contracted orthodontic activity (UOA)	0
Carry forward orthodontic activity (UOA)	0
Baseline contract value	£372,233.95

ACCESS*

Patients seen in 24 months	Total	Change since previous quarter
Quarter ending September 2018	6,013	
Quarter ending December 2018	5,873	↓
Quarter ending March 2019	5,830	→
Quarter ending June 2019	5,664	↓
Quarter ending September 2019	5,454	↓
Variance since September 2018	(9.3%)	↓



ACTIVITY



Month	Adjusted Scheduled Activity (UDA)	
	2019	2020
April	579	563
May	1,775	1,351
June	2,909	1,926
July	4,150	3,051
August	5,179	3,960
September	6,115	5,359
October	7,298	
November	8,384	
December	9,280	
January	10,436	
February	11,606	
March	12,904	
April	13,249	
May	13,236	
June	13,238	

QUALITY

	Quantity	Base Number	Contract	AT	Region	England
% of FP17s for the same patient ID Re-attending within 3 months - Children	35	769	4.6%	9.3%	10.8%	11.5%
% of FP17s for the same patient ID Re-attending within 3 months - Adults	257	2,107	12.2%	13.7%	15.2%	15.4%
% of FP17s for the same patient ID Re-attending between 3 & 9 months - Children	343	769	44.6%	62.8%	62.2%	59.7%
% of FP17s for the same patient ID Re-attending between 3 & 9 months - Adults	909	2,107	43.1%	53.3%	52.9%	51.7%
% of FP17s for Band 1 Urgent Courses	281	2,701	10.4%	10.0%	9.7%	9.2%
% of FP17s Relating to Free Repair or Replacements	16	2,701	0.6%	0.6%	0.6%	0.7%
% of FP17s Relating to Continuations	16	2,701	0.6%	0.8%	0.7%	0.8%
% of Patients satisfied with the dentistry they have received	2	2	N/A	93.2%	93.6%	93.5%
% of Patients satisfied with the time they had to wait for an appointment	2	2	N/A	85.0%	86.3%	87.4%

* This is based on patients treated on this contract for their most recent course of treatment. Figures in italics indicate the base number of FP17s or Patient Questionnaire responses are less than 100. N/A is shown where the base number of responses is less than 10 during the period. % is calculated as Quantity/Base number*100

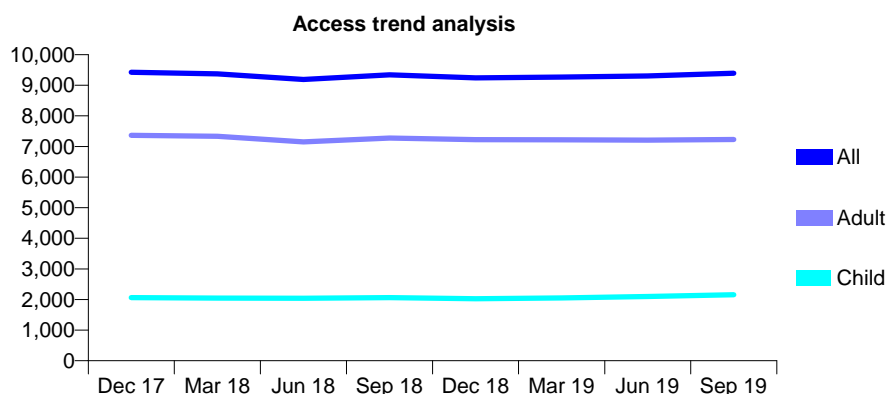
Q70 - Vital Signs At a Glance Contract Report for 101435/0025 - September 2019

Name or company name	IDH Limited
Contract type name	GDS Contract
Purpose of contract	General
Contract start date	01/04/2006
Contract end date	

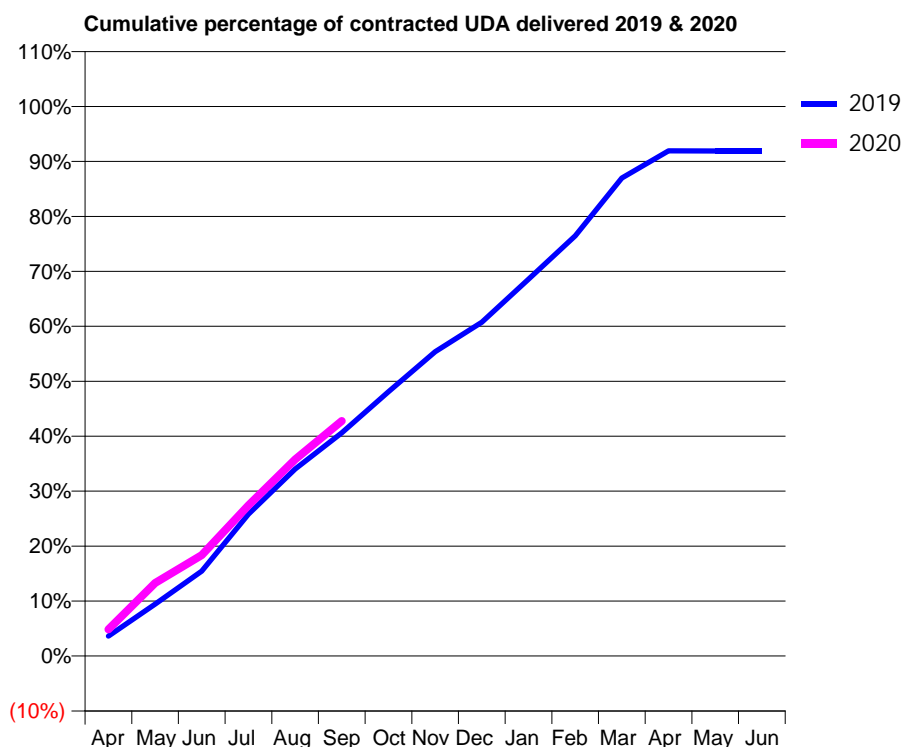
19/20 Contracted general activity (UDA)	26,500
Carry forward general activity (UDA)	0
19/20 Contracted orthodontic activity (UOA)	0
Carry forward orthodontic activity (UOA)	0
Baseline contract value	£683,777.91

ACCESS*

Patients seen in 24 months	Total	Change since previous quarter
Quarter ending September 2018	9,338	
Quarter ending December 2018	9,243	↓
Quarter ending March 2019	9,267	→
Quarter ending June 2019	9,306	→
Quarter ending September 2019	9,394	→
Variance since September 2018	0.6%	→



ACTIVITY



Month	Adjusted Scheduled Activity (UDA)	
	2019	2020
April	906	1,287
May	2,364	3,526
June	3,861	4,864
July	6,449	7,269
August	8,509	9,481
September	10,154	11,331
October	12,022	
November	13,839	
December	15,185	
January	17,139	
February	19,115	
March	21,747	
April	22,982	
May	22,969	
June	22,970	

QUALITY

	Quantity	Base Number	Contract	AT	Region	England
% of FP17s for the same patient ID Re-attending within 3 months - Children	70	1,531	4.6%	9.3%	10.8%	11.5%
% of FP17s for the same patient ID Re-attending within 3 months - Adults	507	4,546	11.2%	13.7%	15.2%	15.4%
% of FP17s for the same patient ID Re-attending between 3 & 9 months - Children	787	1,531	51.4%	62.8%	62.2%	59.7%
% of FP17s for the same patient ID Re-attending between 3 & 9 months - Adults	2,157	4,546	47.4%	53.3%	52.9%	51.7%
% of FP17s for Band 1 Urgent Courses	516	5,549	9.3%	10.0%	9.7%	9.2%
% of FP17s Relating to Free Repair or Replacements	24	5,549	0.4%	0.6%	0.6%	0.7%
% of FP17s Relating to Continuations	44	5,549	0.8%	0.8%	0.7%	0.8%
% of Patients satisfied with the dentistry they have received	2	2	N/A	93.2%	93.6%	93.5%
% of Patients satisfied with the time they had to wait for an appointment	2	2	N/A	85.0%	86.3%	87.4%

* This is based on patients treated on this contract for their most recent course of treatment. Figures in italics indicate the base number of FP17s or Patient Questionnaire responses are less than 100. N/A is shown where the base number of responses is less than 10 during the period. % is calculated as Quantity/Base number*100

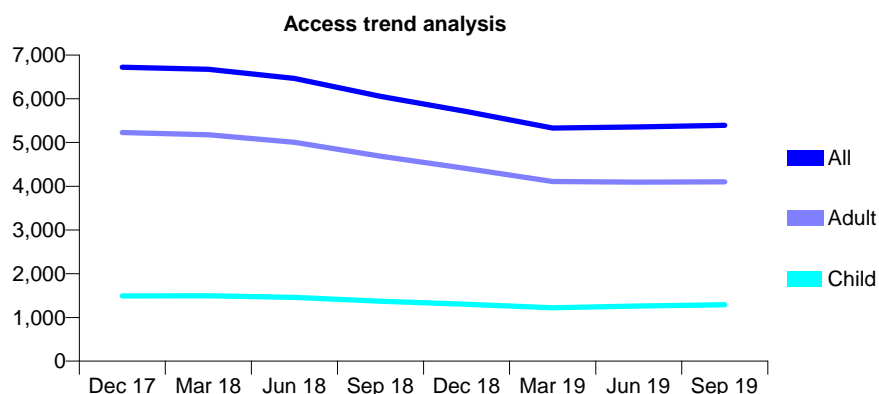
Q70 - Vital Signs At a Glance Contract Report for 101435/0045 - September 2019

Name or company name	IDH Limited
Contract type name	GDS Contract
Purpose of contract	General
Contract start date	02/04/2006
Contract end date	

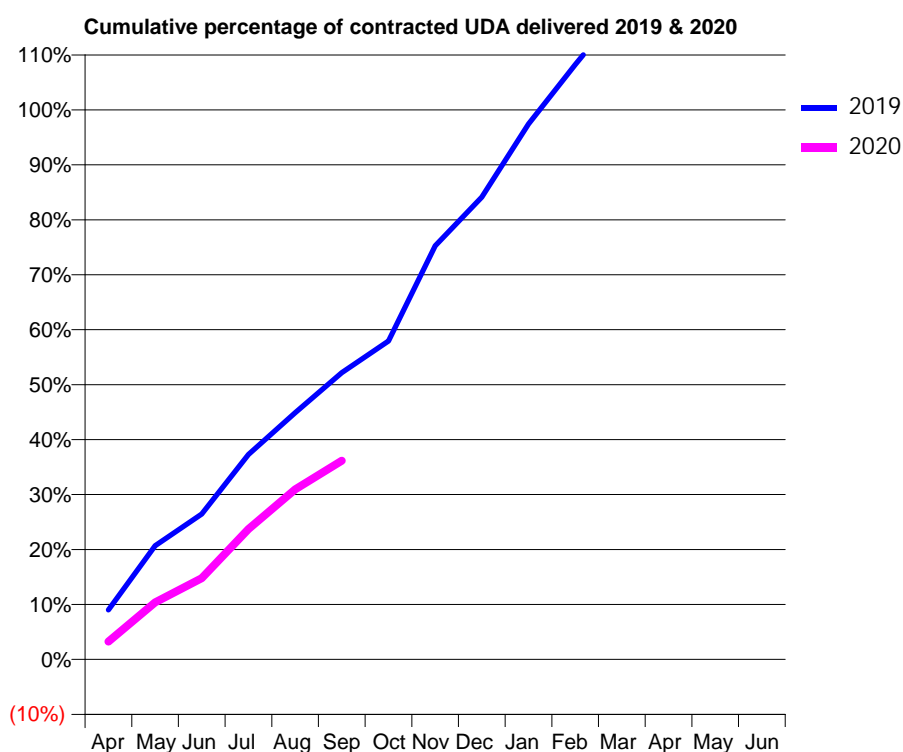
19/20 Contracted general activity (UDA)	24,500
Carry forward general activity (UDA)	0
19/20 Contracted orthodontic activity (UOA)	0
Carry forward orthodontic activity (UOA)	0
Baseline contract value	£582,846.16

ACCESS*

Patients seen in 24 months	Total	Change since previous quarter
Quarter ending September 2018	6,056	
Quarter ending December 2018	5,707	↓
Quarter ending March 2019	5,330	↓
Quarter ending June 2019	5,358	→
Quarter ending September 2019	5,393	→
Variance since September 2018	(10.9%)	↓



ACTIVITY



Month	Adjusted Scheduled Activity (UDA)	
	2019	2020
April	901	797
May	2,069	2,539
June	2,646	3,623
July	3,729	5,811
August	4,491	7,580
September	5,216	8,858
October	5,794	
November	7,527	
December	8,413	
January	9,743	
February	10,823	
March	11,849	
April	12,253	
May	12,251	
June	12,251	

QUALITY

	Quantity	Base Number	Contract	AT	Region	England
% of FP17s for the same patient ID Re-attending within 3 months - Children	56	922	6.1%	9.3%	10.8%	11.5%
% of FP17s for the same patient ID Re-attending within 3 months - Adults	388	2,788	13.9%	13.7%	15.2%	15.4%
% of FP17s for the same patient ID Re-attending between 3 & 9 months - Children	414	922	44.9%	62.8%	62.2%	59.7%
% of FP17s for the same patient ID Re-attending between 3 & 9 months - Adults	1,255	2,788	45.0%	53.3%	52.9%	51.7%
% of FP17s for Band 1 Urgent Courses	361	3,521	10.3%	10.0%	9.7%	9.2%
% of FP17s Relating to Free Repair or Replacements	28	3,521	0.8%	0.6%	0.6%	0.7%
% of FP17s Relating to Continuations	30	3,521	0.9%	0.8%	0.7%	0.8%
% of Patients satisfied with the dentistry they have received	2	3	N/A	93.2%	93.6%	93.5%
% of Patients satisfied with the time they had to wait for an appointment	1	3	N/A	85.0%	86.3%	87.4%

* This is based on patients treated on this contract for their most recent course of treatment. Figures in italics indicate the base number of FP17s or Patient Questionnaire responses are less than 100. N/A is shown where the base number of responses is less than 10 during the period. % is calculated as Quantity/Base number*100

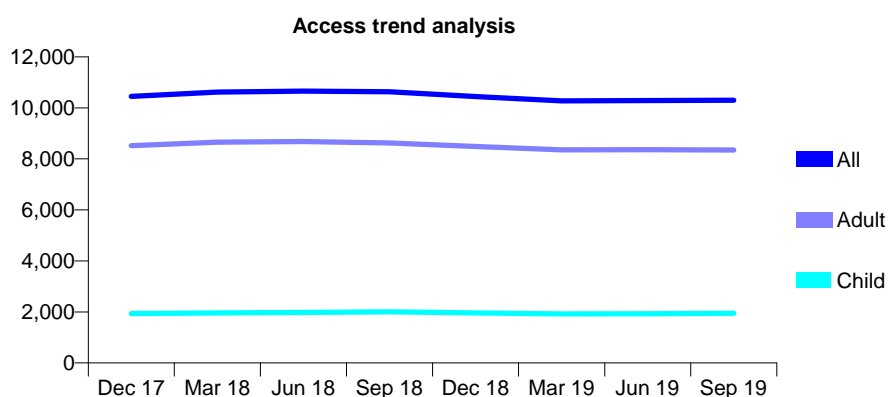
Q70 - Vital Signs At a Glance Contract Report for 101435/0046 - September 2019

Name or company name	IDH Limited
Contract type name	GDS Contract
Purpose of contract	General
Contract start date	16/10/2006
Contract end date	

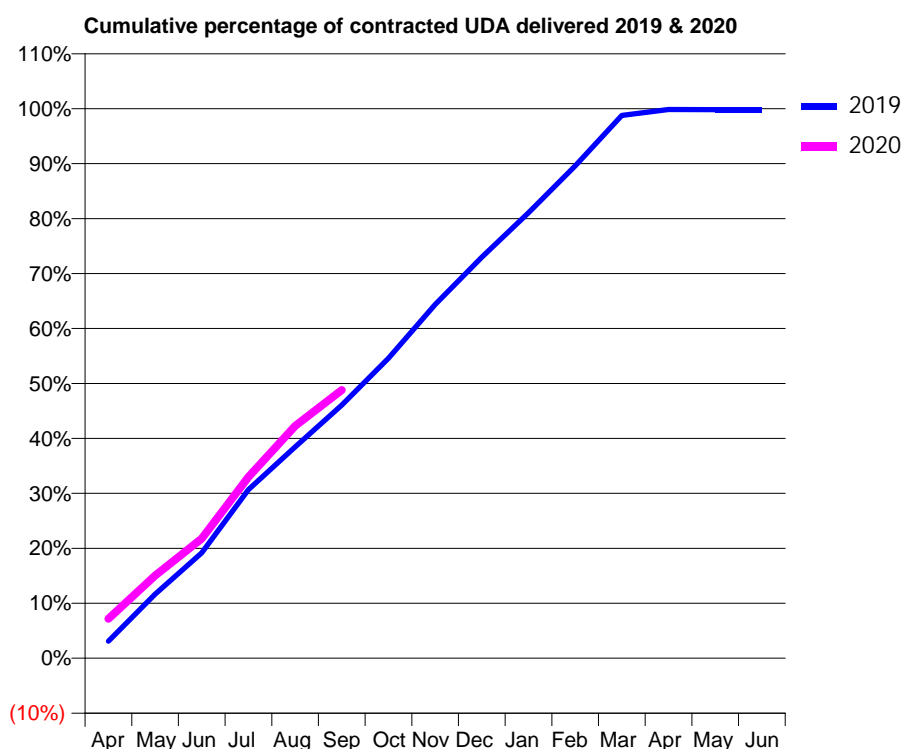
19/20 Contracted general activity (UDA)	28,000
Carry forward general activity (UDA)	50
19/20 Contracted orthodontic activity (UOA)	0
Carry forward orthodontic activity (UOA)	0
Baseline contract value	£693,854.66

ACCESS*

Patients seen in 24 months	Total	Change since previous quarter
Quarter ending September 2018	10,632	
Quarter ending December 2018	10,447	↓
Quarter ending March 2019	10,270	↓
Quarter ending June 2019	10,285	→
Quarter ending September 2019	10,299	→
Variance since September 2018	(3.1%)	↓



ACTIVITY



Month	2019	2020
April	872	2,014
May	3,263	4,207
June	5,373	6,100
July	8,594	9,240
August	10,763	11,832
September	12,895	13,663
October	15,284	
November	18,023	
December	20,430	
January	22,695	
February	25,090	
March	27,649	
April	27,956	
May	27,953	
June	27,950	

QUALITY

	Quantity	Base Number	Contract	AT	Region	England
% of FP17s for the same patient ID Re-attending within 3 months - Children	51	1,415	3.6%	9.3%	10.8%	11.5%
% of FP17s for the same patient ID Re-attending within 3 months - Adults	476	5,378	8.9%	13.7%	15.2%	15.4%
% of FP17s for the same patient ID Re-attending between 3 & 9 months - Children	823	1,415	58.2%	62.8%	62.2%	59.7%
% of FP17s for the same patient ID Re-attending between 3 & 9 months - Adults	2,913	5,378	54.2%	53.3%	52.9%	51.7%
% of FP17s for Band 1 Urgent Courses	462	6,626	7.0%	10.0%	9.7%	9.2%
% of FP17s Relating to Free Repair or Replacements	36	6,626	0.5%	0.6%	0.6%	0.7%
% of FP17s Relating to Continuations	69	6,626	1.0%	0.8%	0.7%	0.8%
% of Patients satisfied with the dentistry they have received	2	2	N/A	93.2%	93.6%	93.5%
% of Patients satisfied with the time they had to wait for an appointment	2	2	N/A	85.0%	86.3%	87.4%

* This is based on patients treated on this contract for their most recent course of treatment.

Figures in italics indicate the base number of FP17s or Patient Questionnaire responses are less than 100. N/A is shown where the base number of responses is less than 10 during the period. % is calculated as Quantity/Base number*100

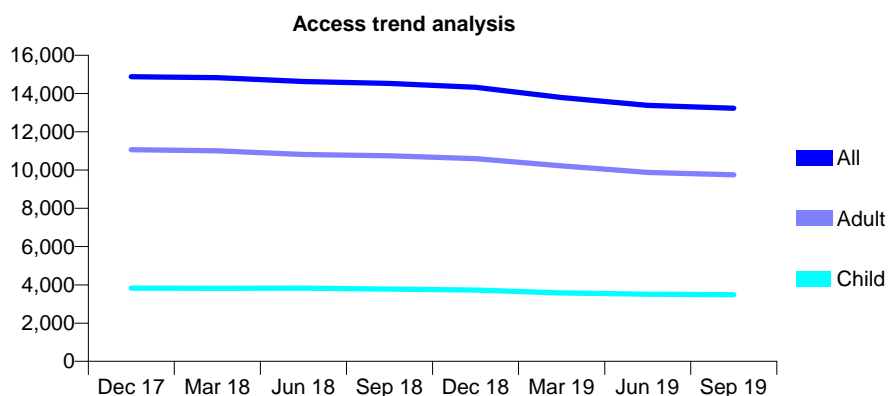
Q70 - Vital Signs At a Glance Contract Report for 101435/0058 - September 2019

Name or company name	IDH Limited
Contract type name	GDS Contract
Purpose of contract	General
Contract start date	01/03/2007
Contract end date	

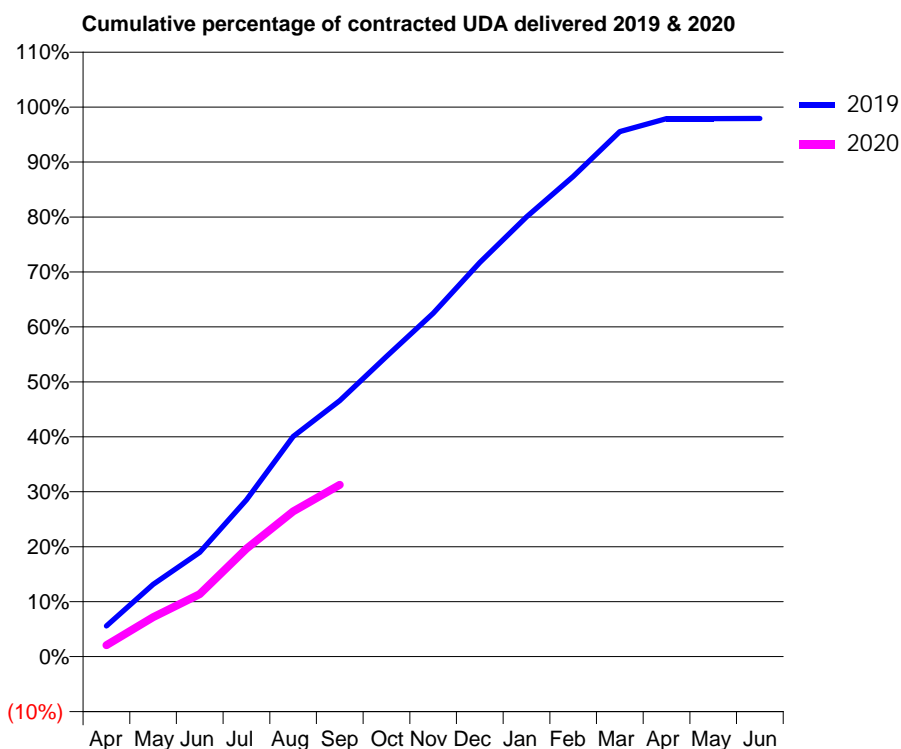
19/20 Contracted general activity (UDA)	45,500
Carry forward general activity (UDA)	779
19/20 Contracted orthodontic activity (UOA)	0
Carry forward orthodontic activity (UOA)	0
Baseline contract value	£1,078,145.31

ACCESS*

Patients seen in 24 months	Total	Change since previous quarter
Quarter ending September 2018	14,525	
Quarter ending December 2018	14,322	↓
Quarter ending March 2019	13,792	↓
Quarter ending June 2019	13,383	↓
Quarter ending September 2019	13,229	↓
Variance since September 2018	(8.9%)	↓



ACTIVITY



Month	Adjusted Scheduled Activity (UDA)	
	2019	2020
April	2,093	955
May	4,924	3,258
June	7,119	5,171
July	10,698	8,937
August	15,024	12,035
September	17,465	14,224
October	20,480	
November	23,424	
December	26,900	
January	30,003	
February	32,767	
March	35,825	
April	36,718	
May	36,718	
June	36,721	

QUALITY

	Quantity	Base Number	Contract	AT	Region	England
% of FP17s for the same patient ID Re-attending within 3 months - Children	111	1,929	5.8%	9.3%	10.8%	11.5%
% of FP17s for the same patient ID Re-attending within 3 months - Adults	491	5,111	9.6%	13.7%	15.2%	15.4%
% of FP17s for the same patient ID Re-attending between 3 & 9 months - Children	1,017	1,929	52.7%	62.8%	62.2%	59.7%
% of FP17s for the same patient ID Re-attending between 3 & 9 months - Adults	2,587	5,111	50.6%	53.3%	52.9%	51.7%
% of FP17s for Band 1 Urgent Courses	834	6,644	12.6%	10.0%	9.7%	9.2%
% of FP17s Relating to Free Repair or Replacements	17	6,644	0.3%	0.6%	0.6%	0.7%
% of FP17s Relating to Continuations	56	6,644	0.8%	0.8%	0.7%	0.8%
% of Patients satisfied with the dentistry they have received	0	0	N/A	93.2%	93.6%	93.5%
% of Patients satisfied with the time they had to wait for an appointment	0	0	N/A	85.0%	86.3%	87.4%

* This is based on patients treated on this contract for their most recent course of treatment. Figures in italics indicate the base number of FP17s or Patient Questionnaire responses are less than 100. N/A is shown where the base number of responses is less than 10 during the period. % is calculated as Quantity/Base number*100

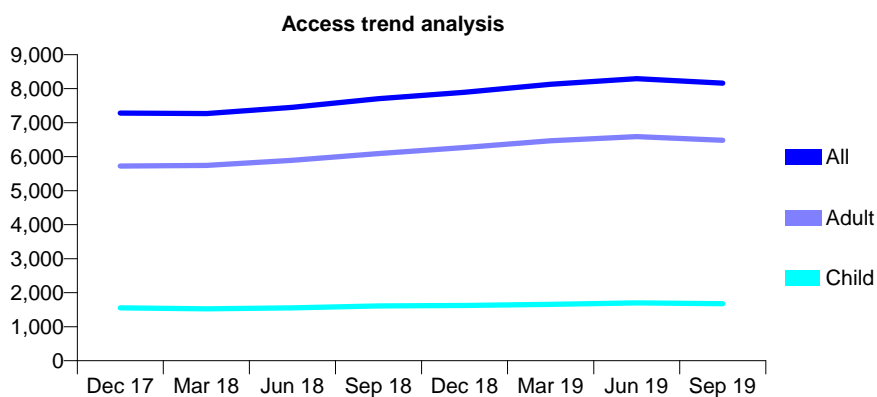
Q70 - Vital Signs At a Glance Contract Report for 101435/0092 - September 2019

Name or company name	IDH Limited
Contract type name	GDS Contract
Purpose of contract	General
Contract start date	01/04/2008
Contract end date	

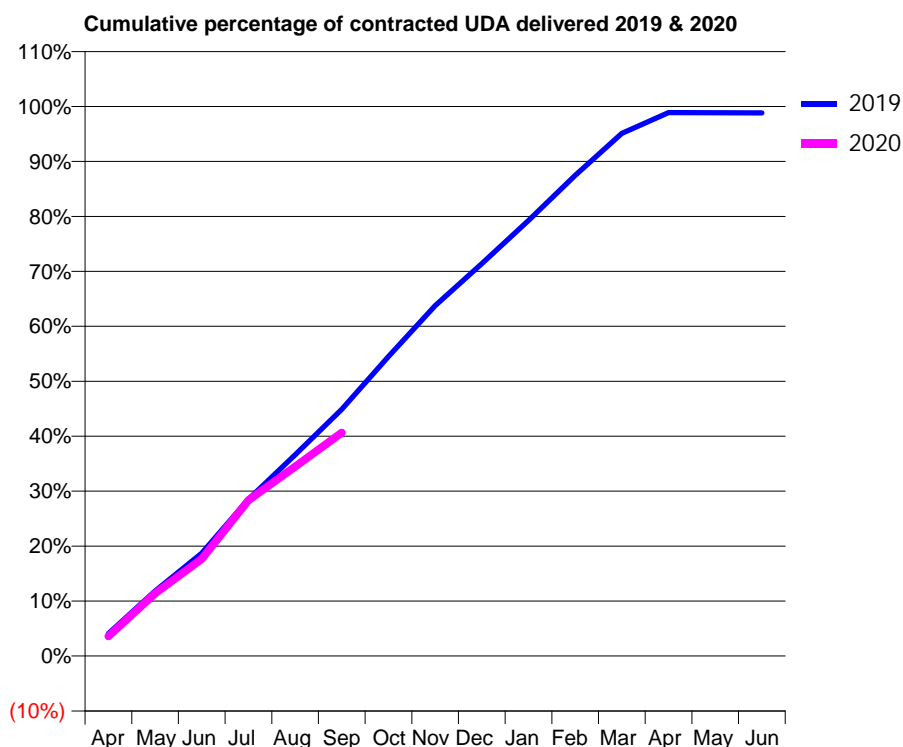
19/20 Contracted general activity (UDA)	22,500
Carry forward general activity (UDA)	261
19/20 Contracted orthodontic activity (UOA)	0
Carry forward orthodontic activity (UOA)	0
Baseline contract value	£557,561.78

ACCESS*

Patients seen in 24 months	Total	Change since previous quarter
Quarter ending September 2018	7,703	
Quarter ending December 2018	7,898	↑
Quarter ending March 2019	8,129	↑
Quarter ending June 2019	8,291	→
Quarter ending September 2019	8,161	↓
Variance since September 2018	5.9%	↑



ACTIVITY



Month	Adjusted Scheduled Activity (UDA)	
	2019	2020
April	921	811
May	2,670	2,565
June	4,210	3,979
July	6,416	6,379
August	8,242	7,754
September	10,096	9,140
October	12,268	
November	14,348	
December	16,067	
January	17,834	
February	19,678	
March	21,394	
April	22,246	
May	22,240	
June	22,239	

QUALITY

	Quantity	Base Number	Contract	AT	Region	England
% of FP17s for the same patient ID Re-attending within 3 months - Children	41	1,161	3.5%	9.3%	10.8%	11.5%
% of FP17s for the same patient ID Re-attending within 3 months - Adults	422	4,140	10.2%	13.7%	15.2%	15.4%
% of FP17s for the same patient ID Re-attending between 3 & 9 months - Children	742	1,161	63.9%	62.8%	62.2%	59.7%
% of FP17s for the same patient ID Re-attending between 3 & 9 months - Adults	1,967	4,140	47.5%	53.3%	52.9%	51.7%
% of FP17s for Band 1 Urgent Courses	432	4,895	8.8%	10.0%	9.7%	9.2%
% of FP17s Relating to Free Repair or Replacements	36	4,895	0.7%	0.6%	0.6%	0.7%
% of FP17s Relating to Continuations	52	4,895	1.1%	0.8%	0.7%	0.8%
% of Patients satisfied with the dentistry they have received	3	3	N/A	93.2%	93.6%	93.5%
% of Patients satisfied with the time they had to wait for an appointment	3	3	N/A	85.0%	86.3%	87.4%

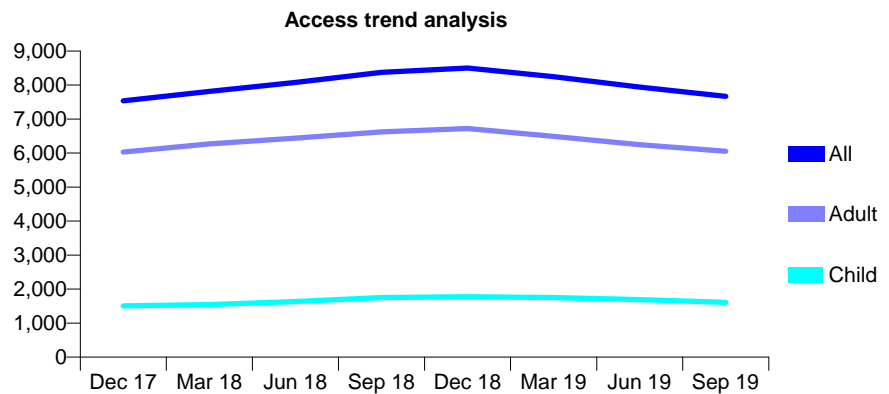
* This is based on patients treated on this contract for their most recent course of treatment. Figures in italics indicate the base number of FP17s or Patient Questionnaire responses are less than 100. N/A is shown where the base number of responses is less than 10 during the period. % is calculated as Quantity/Base number*100

Q70 - Vital Signs At a Glance Contract Report for 101435/0094 - September 2019

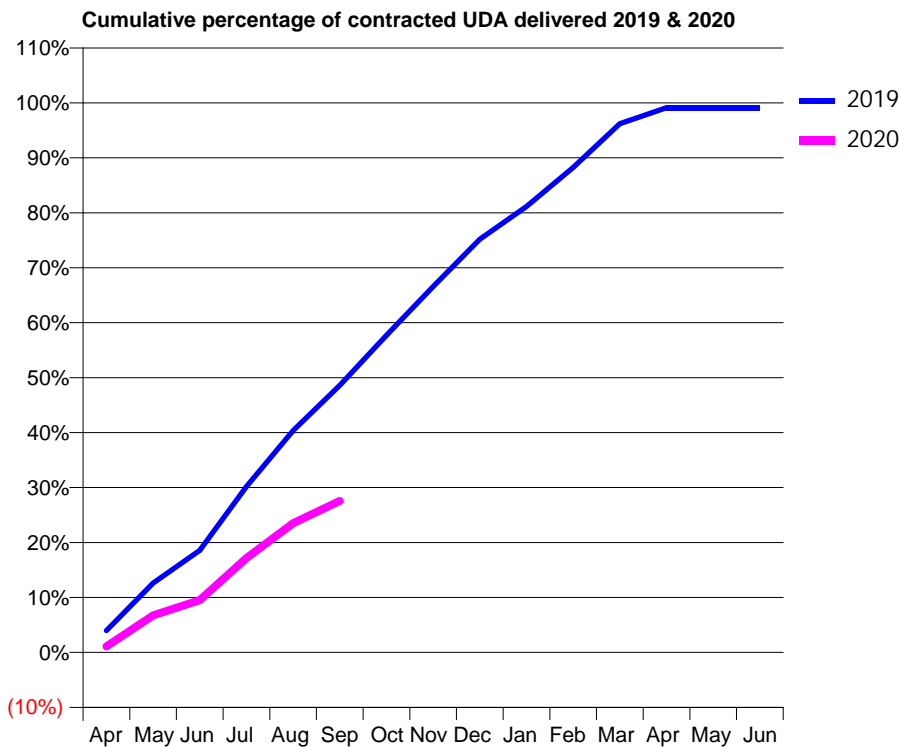
Name or company name	IDH Limited	19/20 Contracted general activity (UDA)	20,873
Contract type name	GDS Contract	Carry forward general activity (UDA)	186
Purpose of contract	General	19/20 Contracted orthodontic activity (UOA)	0
Contract start date	01/06/2008	Carry forward orthodontic activity (UOA)	0
Contract end date		Baseline contract value	£488,622.25

ACCESS*

Patients seen in 24 months	Total	Change since previous quarter
Quarter ending September 2018	8,376	
Quarter ending December 2018	8,500	→
Quarter ending March 2019	8,244	↓
Quarter ending June 2019	7,942	↓
Quarter ending September 2019	7,667	↓
Variance since September 2018	(8.5%)	↓



ACTIVITY



Month	2019	2020
April	829	228
May	2,634	1,405
June	3,875	1,988
July	6,302	3,585
August	8,424	4,912
September	10,145	5,751
October	12,041	
November	13,903	
December	15,694	
January	16,933	
February	18,422	
March	20,082	
April	20,687	
May	20,687	
June	20,687	

QUALITY

	Quantity	Base Number	Contract	AT	Region	England
% of FP17s for the same patient ID Re-attending within 3 months - Children	49	769	6.4%	9.3%	10.8%	11.5%
% of FP17s for the same patient ID Re-attending within 3 months - Adults	436	3,046	14.3%	13.7%	15.2%	15.4%
% of FP17s for the same patient ID Re-attending between 3 & 9 months - Children	454	769	59.0%	62.8%	62.2%	59.7%
% of FP17s for the same patient ID Re-attending between 3 & 9 months - Adults	1,643	3,046	53.9%	53.3%	52.9%	51.7%
% of FP17s for Band 1 Urgent Courses	587	3,459	17.0%	10.0%	9.7%	9.2%
% of FP17s Relating to Free Repair or Replacements	11	3,459	0.3%	0.6%	0.6%	0.7%
% of FP17s Relating to Continuations	53	3,459	1.5%	0.8%	0.7%	0.8%
% of Patients satisfied with the dentistry they have received	3	3	N/A	93.2%	93.6%	93.5%
% of Patients satisfied with the time they had to wait for an appointment	2	3	N/A	85.0%	86.3%	87.4%

* This is based on patients treated on this contract for their most recent course of treatment. Figures in italics indicate the base number of FP17s or Patient Questionnaire responses are less than 100. N/A is shown where the base number of responses is less than 10 during the period. % is calculated as Quantity/Base number*100

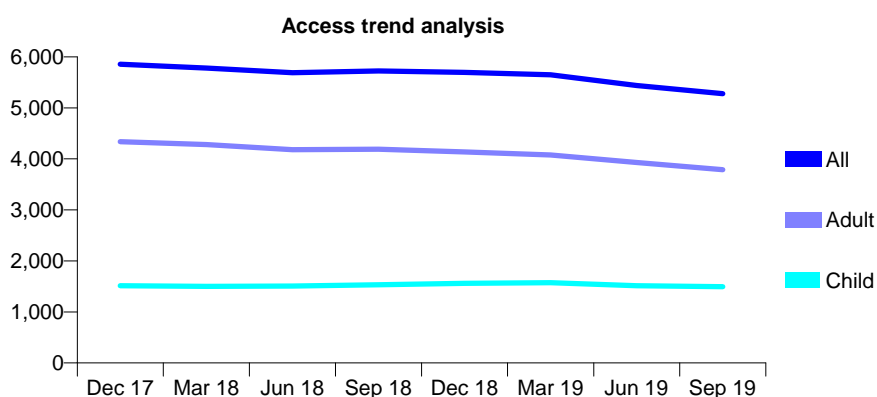
Q70 - Vital Signs At a Glance Contract Report for 101435/0104 - September 2019

Name or company name	IDH Limited
Contract type name	GDS Contract
Purpose of contract	General
Contract start date	01/08/2008
Contract end date	

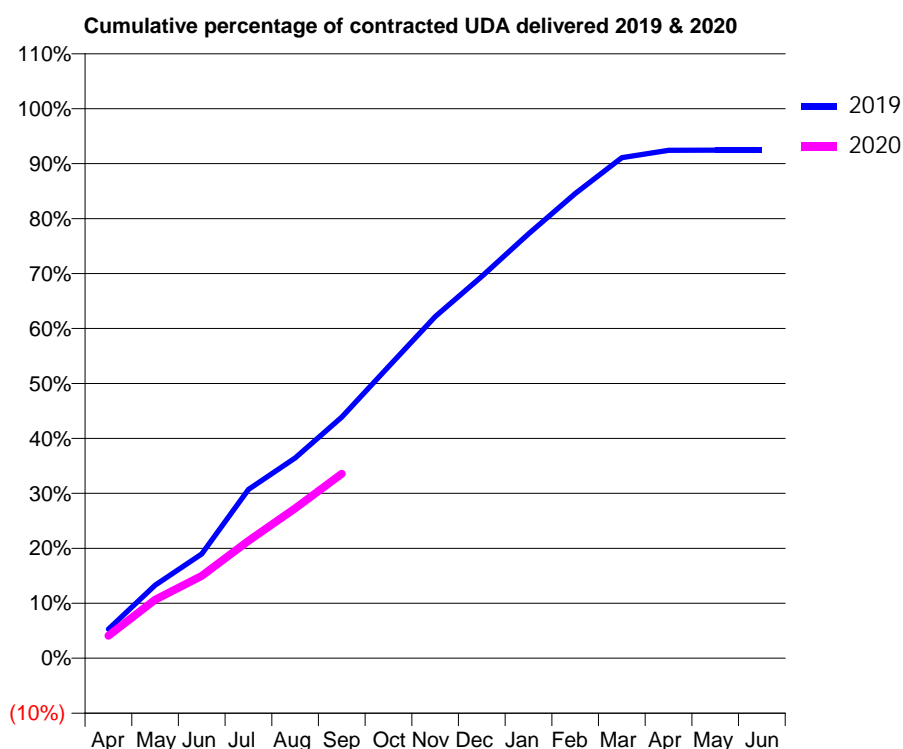
19/20 Contracted general activity (UDA)	18,500
Carry forward general activity (UDA)	0
19/20 Contracted orthodontic activity (UOA)	0
Carry forward orthodontic activity (UOA)	0
Baseline contract value	£465,373.35

ACCESS*

Patients seen in 24 months	Total	Change since previous quarter
Quarter ending September 2018	5,723	
Quarter ending December 2018	5,695	→
Quarter ending March 2019	5,648	→
Quarter ending June 2019	5,439	↓
Quarter ending September 2019	5,281	↓
Variance since September 2018	(7.7%)	↓



ACTIVITY



Month	2019	2020
April	977	757
May	2,461	1,969
June	3,506	2,771
July	5,680	3,953
August	6,745	5,049
September	8,118	6,213
October	9,812	
November	11,501	
December	12,852	
January	14,285	
February	15,645	
March	16,852	
April	17,098	
May	17,101	
June	17,104	

QUALITY

	Quantity	Base Number	Contract	AT	Region	England
% of FP17s for the same patient ID Re-attending within 3 months - Children	44	1,059	4.2%	9.3%	10.8%	11.5%
% of FP17s for the same patient ID Re-attending within 3 months - Adults	177	2,128	8.3%	13.7%	15.2%	15.4%
% of FP17s for the same patient ID Re-attending between 3 & 9 months - Children	769	1,059	72.6%	62.8%	62.2%	59.7%
% of FP17s for the same patient ID Re-attending between 3 & 9 months - Adults	1,412	2,128	66.4%	53.3%	52.9%	51.7%
% of FP17s for Band 1 Urgent Courses	130	3,057	4.3%	10.0%	9.7%	9.2%
% of FP17s Relating to Free Repair or Replacements	36	3,057	1.2%	0.6%	0.6%	0.7%
% of FP17s Relating to Continuations	30	3,057	1.0%	0.8%	0.7%	0.8%
% of Patients satisfied with the dentistry they have received	1	1	N/A	93.2%	93.6%	93.5%
% of Patients satisfied with the time they had to wait for an appointment	1	1	N/A	85.0%	86.3%	87.4%

* This is based on patients treated on this contract for their most recent course of treatment. Figures in italics indicate the base number of FP17s or Patient Questionnaire responses are less than 100. N/A is shown where the base number of responses is less than 10 during the period. % is calculated as Quantity/Base number*100

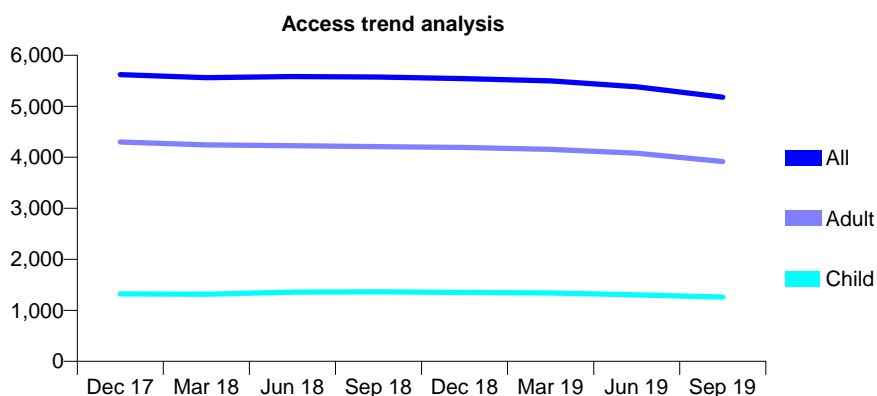
Q70 - Vital Signs At a Glance Contract Report for 101435/0105 - September 2019

Name or company name	IDH Limited
Contract type name	GDS Contract
Purpose of contract	General
Contract start date	01/08/2008
Contract end date	

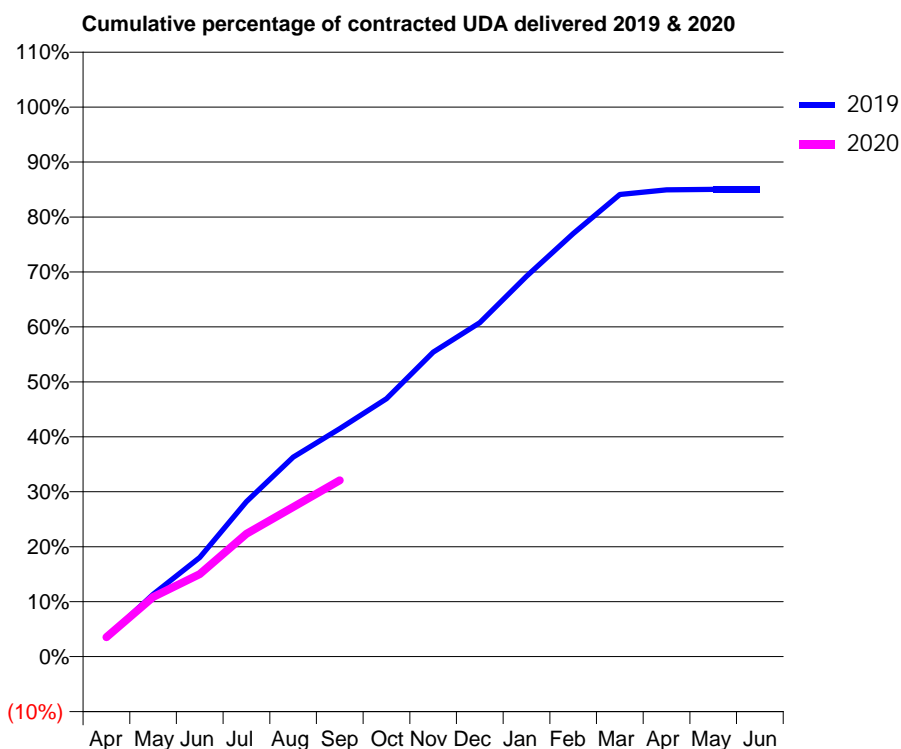
19/20 Contracted general activity (UDA)	13,500
Carry forward general activity (UDA)	0
19/20 Contracted orthodontic activity (UOA)	0
Carry forward orthodontic activity (UOA)	0
Baseline contract value	£334,416.95

ACCESS*

Patients seen in 24 months	Total	Change since previous quarter
Quarter ending September 2018	5,572	
Quarter ending December 2018	5,542	→
Quarter ending March 2019	5,496	→
Quarter ending June 2019	5,382	↓
Quarter ending September 2019	5,177	↓
Variance since September 2018	(7.1%)	↓



ACTIVITY



Month	Adjusted Scheduled Activity (UDA)	
	2019	2020
April	468	479
May	1,532	1,466
June	2,436	2,025
July	3,808	3,020
August	4,904	3,675
September	5,602	4,332
October	6,336	
November	7,479	
December	8,205	
January	9,344	
February	10,394	
March	11,353	
April	11,466	
May	11,478	
June	11,478	

QUALITY

	Quantity	Base Number	Contract	AT	Region	England
% of FP17s for the same patient ID Re-attending within 3 months - Children	27	687	3.9%	9.3%	10.8%	11.5%
% of FP17s for the same patient ID Re-attending within 3 months - Adults	214	2,168	9.9%	13.7%	15.2%	15.4%
% of FP17s for the same patient ID Re-attending between 3 & 9 months - Children	435	687	63.3%	62.8%	62.2%	59.7%
% of FP17s for the same patient ID Re-attending between 3 & 9 months - Adults	1,396	2,168	64.4%	53.3%	52.9%	51.7%
% of FP17s for Band 1 Urgent Courses	194	2,778	7.0%	10.0%	9.7%	9.2%
% of FP17s Relating to Free Repair or Replacements	13	2,778	0.5%	0.6%	0.6%	0.7%
% of FP17s Relating to Continuations	17	2,778	0.6%	0.8%	0.7%	0.8%
% of Patients satisfied with the dentistry they have received	0	0	N/A	93.2%	93.6%	93.5%
% of Patients satisfied with the time they had to wait for an appointment	0	0	N/A	85.0%	86.3%	87.4%

* This is based on patients treated on this contract for their most recent course of treatment. Figures in italics indicate the base number of FP17s or Patient Questionnaire responses are less than 100. N/A is shown where the base number of responses is less than 10 during the period. % is calculated as Quantity/Base number*100

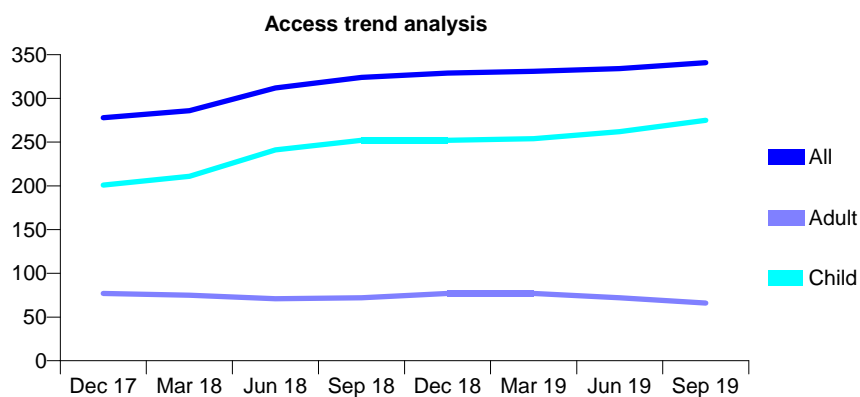
Q70 - Vital Signs At a Glance Contract Report for 101680/0001 - September 2019

Name or company name	Mrs S Robinson
Contract type name	GDS Contract
Purpose of contract	General
Contract start date	01/09/2012
Contract end date	

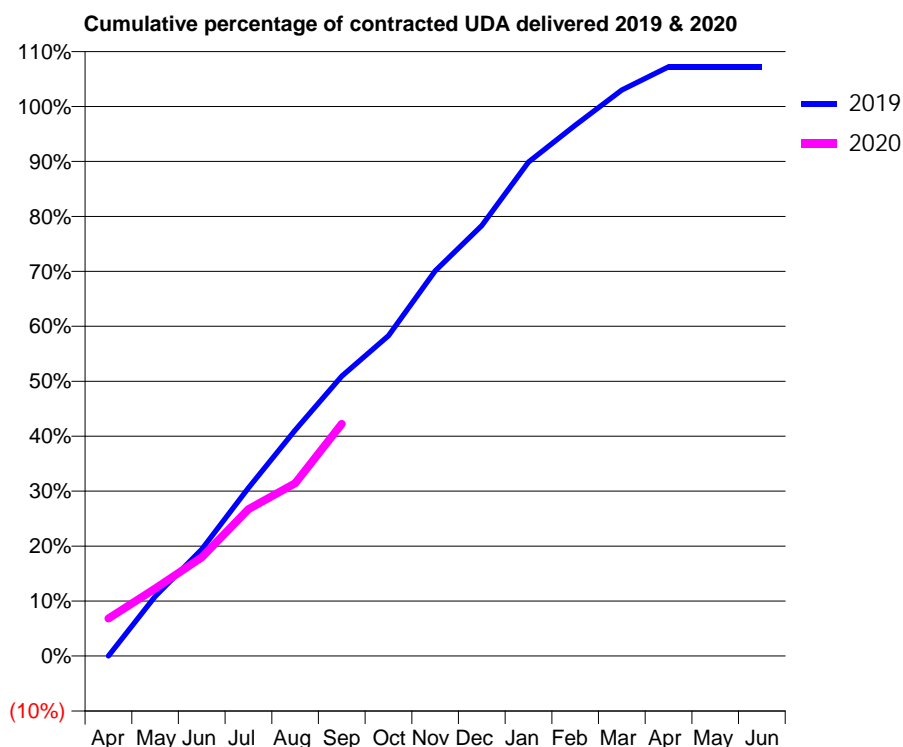
19/20 Contracted general activity (UDA)	600
Carry forward general activity (UDA)	0
19/20 Contracted orthodontic activity (UOA)	0
Carry forward orthodontic activity (UOA)	0
Baseline contract value	£13,703.07

ACCESS*

Patients seen in 24 months	Total	Change since previous quarter
Quarter ending September 2018	324	
Quarter ending December 2018	329	→
Quarter ending March 2019	331	→
Quarter ending June 2019	334	→
Quarter ending September 2019	341	↑
Variance since September 2018	5.2%	↑



ACTIVITY



Month	Adjusted Scheduled Activity (UDA)	
	2019	2020
April	0	41
May	65	74
June	116	108
July	184	160
August	247	189
September	306	253
October	350	
November	421	
December	470	
January	539	
February	580	
March	618	
April	643	
May	643	
June	643	

QUALITY

	Quantity	Base Number	Contract	AT	Region	England
% of FP17s for the same patient ID Re-attending within 3 months - Children	6	179	3.4%	9.3%	10.8%	11.5%
% of FP17s for the same patient ID Re-attending within 3 months - Adults	8	34	23.5%	13.7%	15.2%	15.4%
% of FP17s for the same patient ID Re-attending between 3 & 9 months - Children	115	179	64.2%	62.8%	62.2%	59.7%
% of FP17s for the same patient ID Re-attending between 3 & 9 months - Adults	21	34	61.8%	53.3%	52.9%	51.7%
% of FP17s for Band 1 Urgent Courses	12	203	5.9%	10.0%	9.7%	9.2%
% of FP17s Relating to Free Repair or Replacements	0	203	0.0%	0.6%	0.6%	0.7%
% of FP17s Relating to Continuations	0	203	0.0%	0.8%	0.7%	0.8%
% of Patients satisfied with the dentistry they have received	1	1	N/A	93.2%	93.6%	93.5%
% of Patients satisfied with the time they had to wait for an appointment	1	1	N/A	85.0%	86.3%	87.4%

* This is based on patients treated on this contract for their most recent course of treatment. Figures in italics indicate the base number of FP17s or Patient Questionnaire responses are less than 100. N/A is shown where the base number of responses is less than 10 during the period. % is calculated as Quantity/Base number*100

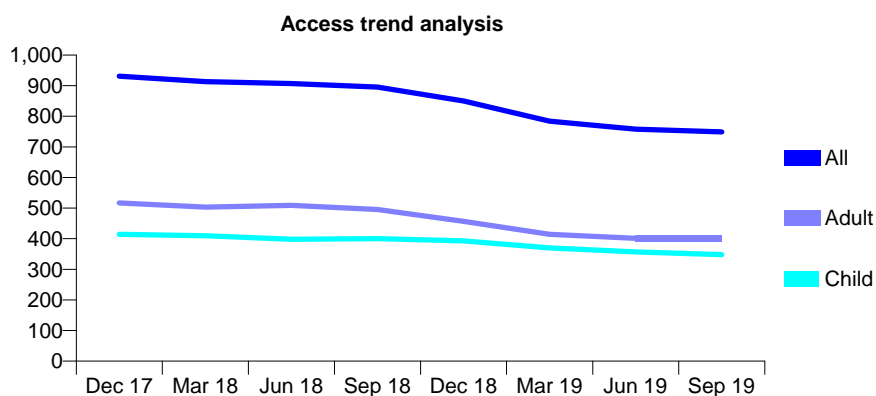
Q70 - Vital Signs At a Glance Contract Report for 101923/0001 - September 2019

Name or company name	Bounty Road Dental Practice Partnership
Contract type name	GDS Contract
Purpose of contract	General
Contract start date	01/04/2009
Contract end date	

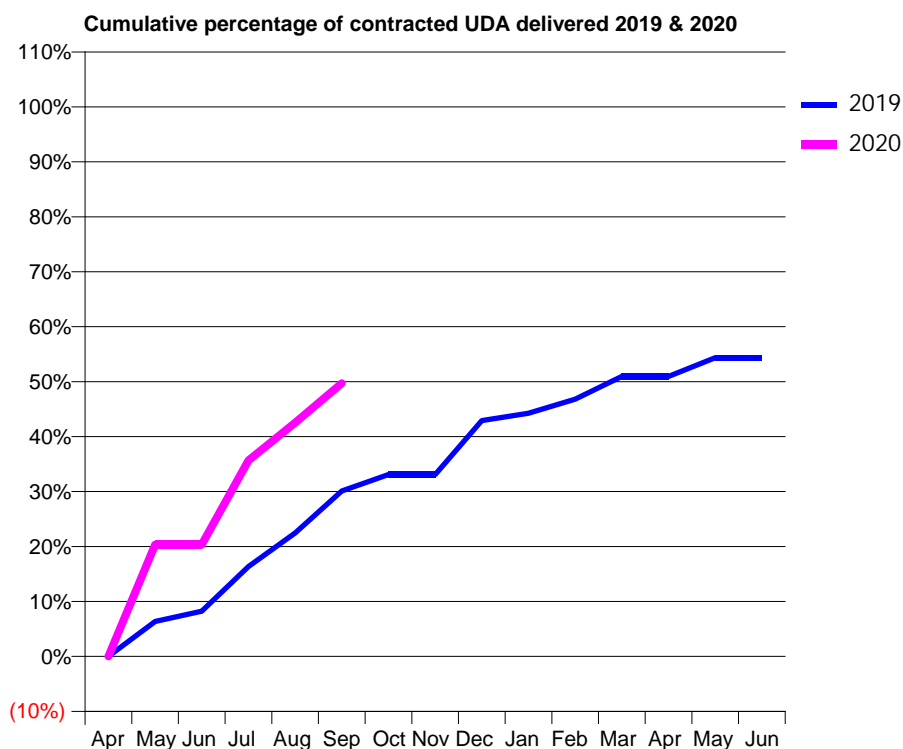
19/20 Contracted general activity (UDA)	1,700
Carry forward general activity (UDA)	0
19/20 Contracted orthodontic activity (UOA)	0
Carry forward orthodontic activity (UOA)	0
Baseline contract value	£38,170.34

ACCESS*

Patients seen in 24 months	Total	Change since previous quarter
Quarter ending September 2018	895	
Quarter ending December 2018	850	↓
Quarter ending March 2019	784	↓
Quarter ending June 2019	758	↓
Quarter ending September 2019	749	↓
Variance since September 2018	(16.3%)	↓



ACTIVITY



Month	Adjusted Scheduled Activity (UDA)	
	2019	2020
April	0	0
May	191	346
June	247	346
July	490	606
August	674	723
September	903	845
October	993	
November	993	
December	1,287	
January	1,328	
February	1,404	
March	1,529	
April	1,529	
May	1,631	
June	1,631	

QUALITY

	Quantity	Base Number	Contract	AT	Region	England
% of FP17s for the same patient ID Re-attending within 3 months - Children	22	282	7.8%	9.3%	10.8%	11.5%
% of FP17s for the same patient ID Re-attending within 3 months - Adults	34	270	12.6%	13.7%	15.2%	15.4%
% of FP17s for the same patient ID Re-attending between 3 & 9 months - Children	163	282	57.8%	62.8%	62.2%	59.7%
% of FP17s for the same patient ID Re-attending between 3 & 9 months - Adults	140	270	51.9%	53.3%	52.9%	51.7%
% of FP17s for Band 1 Urgent Courses	31	496	6.3%	10.0%	9.7%	9.2%
% of FP17s Relating to Free Repair or Replacements	3	496	0.6%	0.6%	0.6%	0.7%
% of FP17s Relating to Continuations	12	496	2.4%	0.8%	0.7%	0.8%
% of Patients satisfied with the dentistry they have received	0	0	N/A	93.2%	93.6%	93.5%
% of Patients satisfied with the time they had to wait for an appointment	0	0	N/A	85.0%	86.3%	87.4%

* This is based on patients treated on this contract for their most recent course of treatment. Figures in italics indicate the base number of FP17s or Patient Questionnaire responses are less than 100. N/A is shown where the base number of responses is less than 10 during the period. % is calculated as Quantity/Base number*100

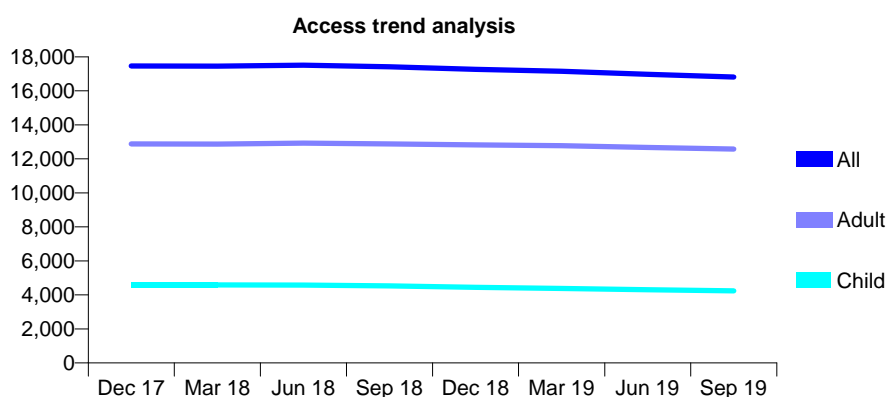
Q70 - Vital Signs At a Glance Contract Report for 102482/0001 - September 2019

Name or company name	Marlfield Saint James Partnership
Contract type name	GDS Contract
Purpose of contract	General
Contract start date	01/04/2011
Contract end date	

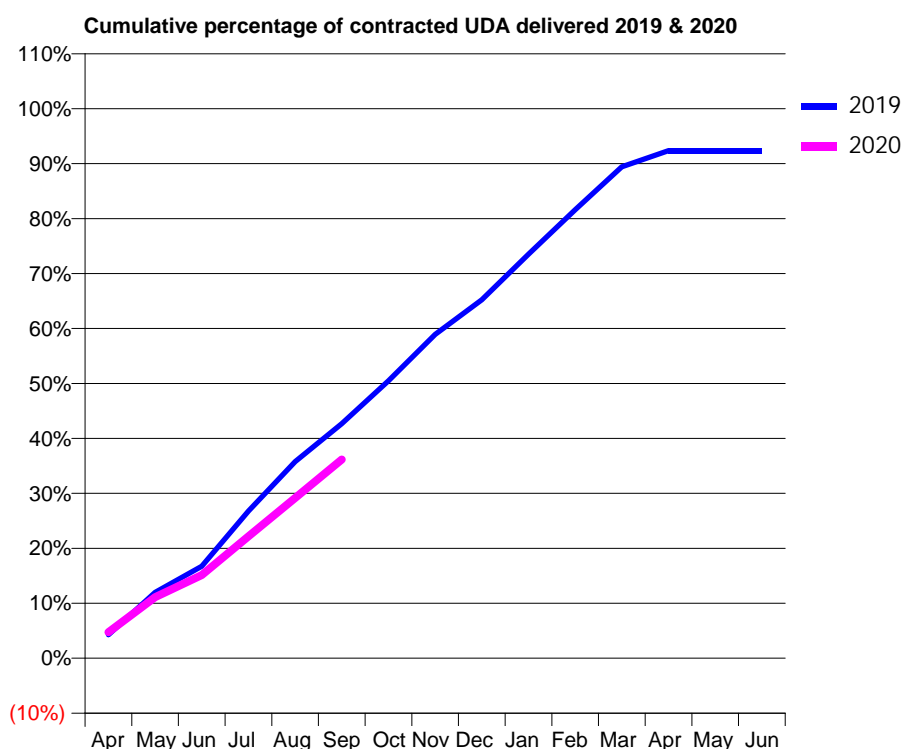
19/20 Contracted general activity (UDA)	45,758
Carry forward general activity (UDA)	0
19/20 Contracted orthodontic activity (UOA)	0
Carry forward orthodontic activity (UOA)	0
Baseline contract value	£1,525,351.55

ACCESS*

Patients seen in 24 months	Total	Change since previous quarter
Quarter ending September 2018	17,415	
Quarter ending December 2018	17,268	→
Quarter ending March 2019	17,152	→
Quarter ending June 2019	16,976	↓
Quarter ending September 2019	16,815	→
Variance since September 2018	(3.4%)	↓



ACTIVITY



Month	2019	2020
April	1,947	2,166
May	5,481	5,096
June	7,654	6,925
July	12,256	10,153
August	16,371	13,347
September	19,532	16,541
October	23,103	
November	26,966	
December	29,843	
January	33,638	
February	37,344	
March	40,917	
April	42,260	
May	42,265	
June	42,264	

QUALITY

	Quantity	Base Number	Contract	AT	Region	England
% of FP17s for the same patient ID Re-attending within 3 months - Children	144	3,235	4.5%	9.3%	10.8%	11.5%
% of FP17s for the same patient ID Re-attending within 3 months - Adults	941	8,577	11.0%	13.7%	15.2%	15.4%
% of FP17s for the same patient ID Re-attending between 3 & 9 months - Children	2,372	3,235	73.3%	62.8%	62.2%	59.7%
% of FP17s for the same patient ID Re-attending between 3 & 9 months - Adults	5,706	8,577	66.5%	53.3%	52.9%	51.7%
% of FP17s for Band 1 Urgent Courses	799	11,017	7.3%	10.0%	9.7%	9.2%
% of FP17s Relating to Free Repair or Replacements	56	11,017	0.5%	0.6%	0.6%	0.7%
% of FP17s Relating to Continuations	25	11,017	0.2%	0.8%	0.7%	0.8%
% of Patients satisfied with the dentistry they have received	1	1	N/A	93.2%	93.6%	93.5%
% of Patients satisfied with the time they had to wait for an appointment	0	1	N/A	85.0%	86.3%	87.4%

* This is based on patients treated on this contract for their most recent course of treatment. Figures in italics indicate the base number of FP17s or Patient Questionnaire responses are less than 100. N/A is shown where the base number of responses is less than 10 during the period. % is calculated as Quantity/Base number*100

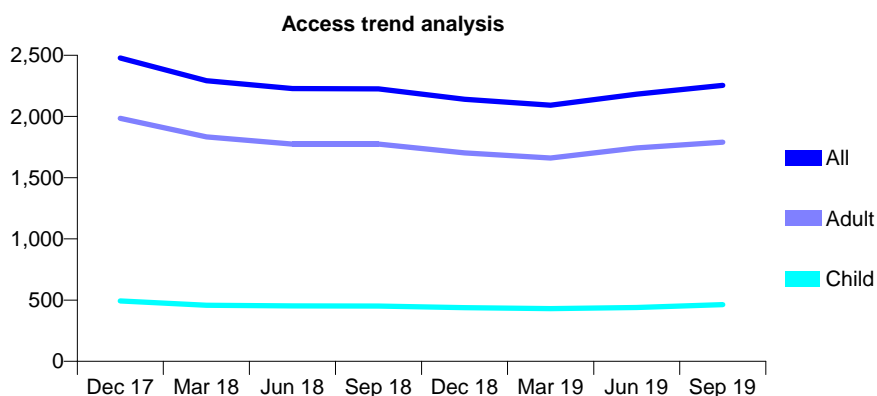
Q70 - Vital Signs At a Glance Contract Report for 102571/0001 - September 2019

Name or company name	Dr R Mihoc
Contract type name	GDS Contract
Purpose of contract	General
Contract start date	01/07/2010
Contract end date	

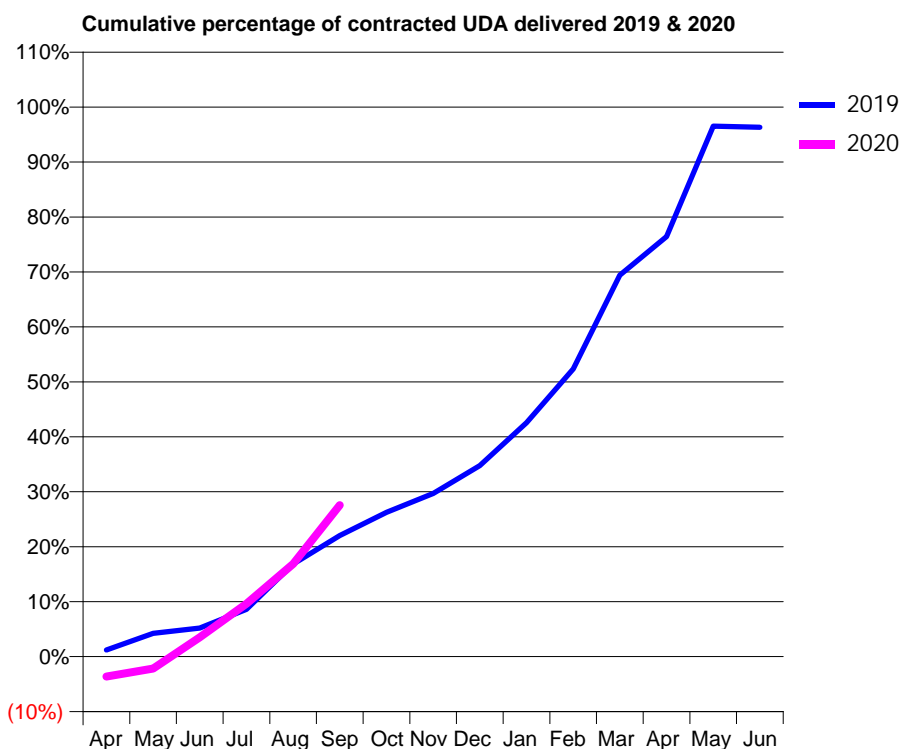
19/20 Contracted general activity (UDA)	6,421
Carry forward general activity (UDA)	235
19/20 Contracted orthodontic activity (UOA)	0
Carry forward orthodontic activity (UOA)	0
Baseline contract value	£141,555.71

ACCESS*

Patients seen in 24 months	Total	Change since previous quarter
Quarter ending September 2018	2,225	
Quarter ending December 2018	2,141	↓
Quarter ending March 2019	2,092	↓
Quarter ending June 2019	2,182	↑
Quarter ending September 2019	2,254	↑
Variance since September 2018	1.3%	→



ACTIVITY



Month	Adjusted Scheduled Activity (UDA)	
	2019	2020
April	79	-235
May	272	-141
June	334	226
July	553	618
August	1,082	1,084
September	1,416	1,770
October	1,687	
November	1,907	
December	2,232	
January	2,733	
February	3,362	
March	4,458	
April	4,907	
May	6,198	
June	6,186	

QUALITY

	Quantity	Base Number	Contract	AT	Region	England
% of FP17s for the same patient ID Re-attending within 3 months - Children	8	252	3.2%	9.3%	10.8%	11.5%
% of FP17s for the same patient ID Re-attending within 3 months - Adults	55	1,064	5.2%	13.7%	15.2%	15.4%
% of FP17s for the same patient ID Re-attending between 3 & 9 months - Children	105	252	41.7%	62.8%	62.2%	59.7%
% of FP17s for the same patient ID Re-attending between 3 & 9 months - Adults	472	1,064	44.4%	53.3%	52.9%	51.7%
% of FP17s for Band 1 Urgent Courses	12	828	1.4%	10.0%	9.7%	9.2%
% of FP17s Relating to Free Repair or Replacements	3	828	0.4%	0.6%	0.6%	0.7%
% of FP17s Relating to Continuations	0	828	0.0%	0.8%	0.7%	0.8%
% of Patients satisfied with the dentistry they have received	2	2	N/A	93.2%	93.6%	93.5%
% of Patients satisfied with the time they had to wait for an appointment	2	2	N/A	85.0%	86.3%	87.4%

* This is based on patients treated on this contract for their most recent course of treatment. Figures in italics indicate the base number of FP17s or Patient Questionnaire responses are less than 100. N/A is shown where the base number of responses is less than 10 during the period. % is calculated as Quantity/Base number*100

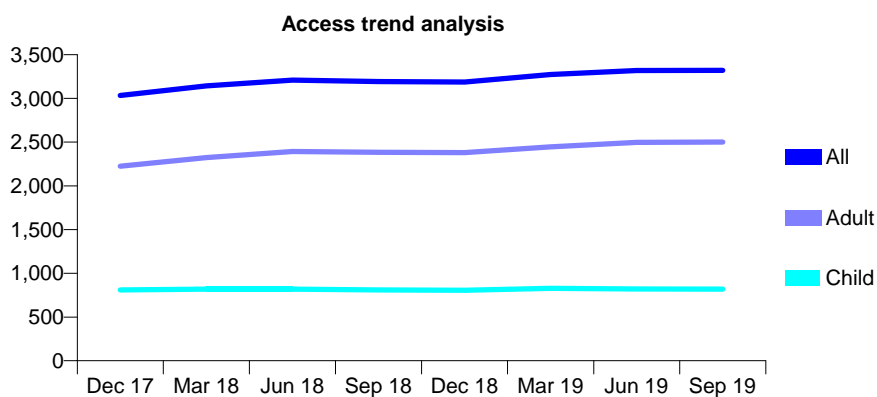
Q70 - Vital Signs At a Glance Contract Report for 102938/0001 - September 2019

Name or company name	Milford Dental Practice Partnership
Contract type name	GDS Contract
Purpose of contract	General and Orthodontic
Contract start date	01/04/2011
Contract end date	

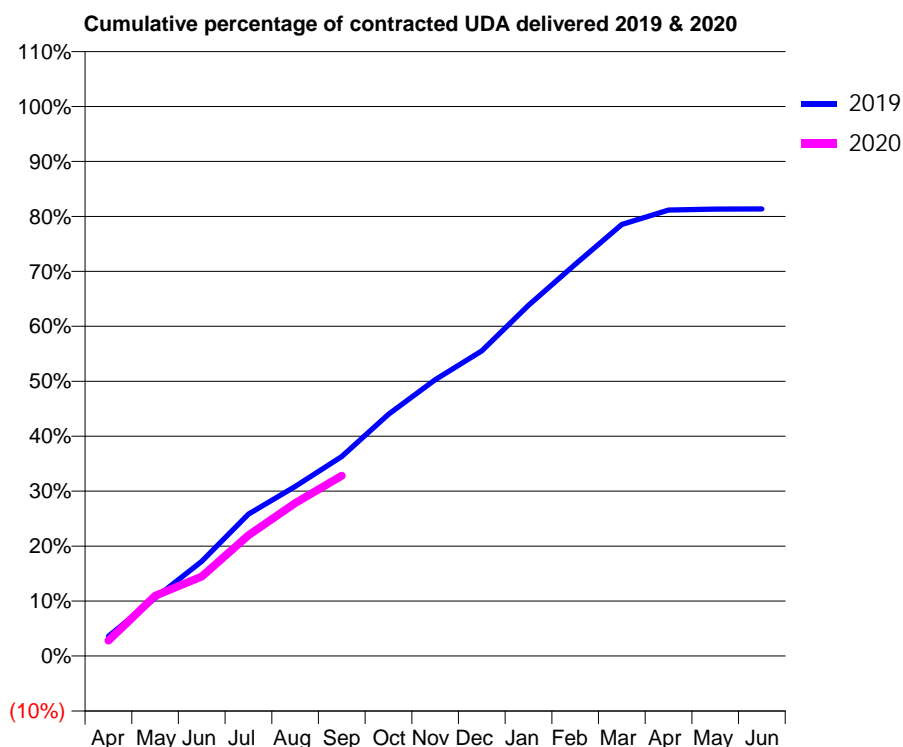
19/20 Contracted general activity (UDA)	10,405
Carry forward general activity (UDA)	0
19/20 Contracted orthodontic activity (UOA)	2,368
Carry forward orthodontic activity (UOA)	0
Baseline contract value	£408,100.15

ACCESS*

Patients seen in 24 months	Total	Change since previous quarter
Quarter ending September 2018	3,193	
Quarter ending December 2018	3,186	→
Quarter ending March 2019	3,274	↑
Quarter ending June 2019	3,320	→
Quarter ending September 2019	3,321	→
Variance since September 2018	4.0%	↑



ACTIVITY



Month	Adjusted Scheduled Activity (UDA)	
	2019	2020
April	374	295
May	1,099	1,143
June	1,794	1,505
July	2,686	2,286
August	3,210	2,894
September	3,777	3,412
October	4,578	
November	5,233	
December	5,778	
January	6,639	
February	7,418	
March	8,169	
April	8,444	
May	8,463	
June	8,466	

QUALITY

	Quantity	Base Number	Contract	AT	Region	England
% of FP17s for the same patient ID Re-attending within 3 months - Children	42	724	5.8%	9.3%	10.8%	11.5%
% of FP17s for the same patient ID Re-attending within 3 months - Adults	219	1,698	12.9%	13.7%	15.2%	15.4%
% of FP17s for the same patient ID Re-attending between 3 & 9 months - Children	419	724	57.9%	62.8%	62.2%	59.7%
% of FP17s for the same patient ID Re-attending between 3 & 9 months - Adults	1,056	1,698	62.2%	53.3%	52.9%	51.7%
% of FP17s for Band 1 Urgent Courses	143	2,078	6.9%	10.0%	9.7%	9.2%
% of FP17s Relating to Free Repair or Replacements	8	2,078	0.4%	0.6%	0.6%	0.7%
% of FP17s Relating to Continuations	9	2,078	0.4%	0.8%	0.7%	0.8%
% of Patients satisfied with the dentistry they have received	1	1	N/A	93.2%	93.6%	93.5%
% of Patients satisfied with the time they had to wait for an appointment	1	1	N/A	85.0%	86.3%	87.4%

* This is based on patients treated on this contract for their most recent course of treatment. Figures in italics indicate the base number of FP17s or Patient Questionnaire responses are less than 100. N/A is shown where the base number of responses is less than 10 during the period. % is calculated as Quantity/Base number*100

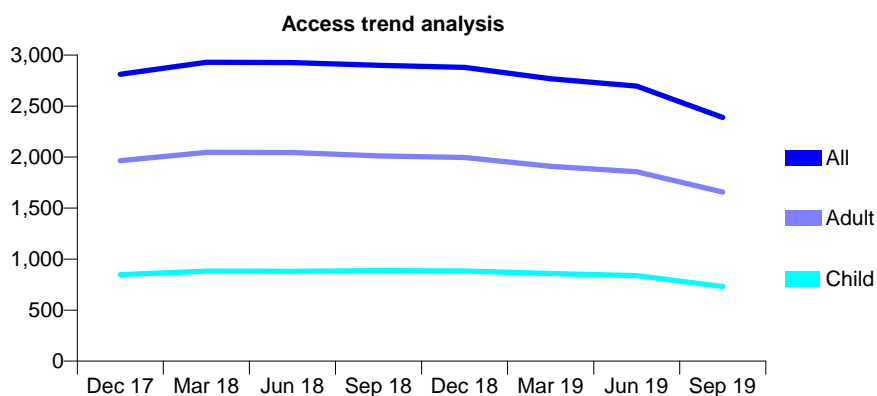
Q70 - Vital Signs At a Glance Contract Report for 103187/0001 - September 2019

Name or company name	Southsea Dental Care Ltd
Contract type name	GDS Contract
Purpose of contract	General
Contract start date	01/07/2008
Contract end date	12/07/2019

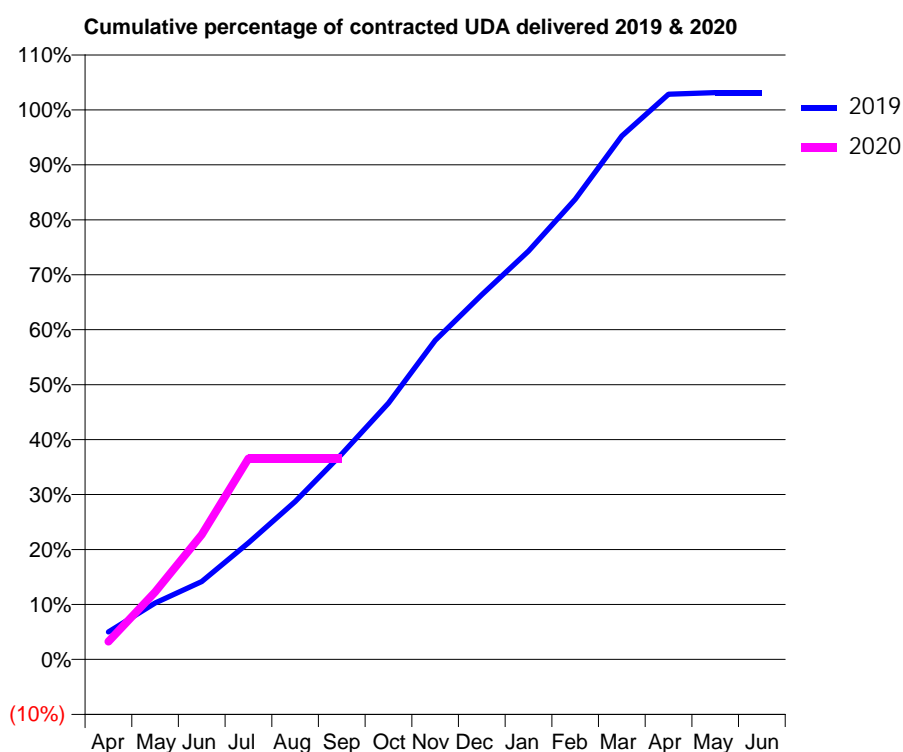
19/20 Contracted general activity (UDA)	3,877
Carry forward general activity (UDA)	0
19/20 Contracted orthodontic activity (UOA)	0
Carry forward orthodontic activity (UOA)	0
Baseline contract value	£92,945.53

ACCESS*

Patients seen in 24 months	Total	Change since previous quarter
Quarter ending September 2018	2,900	
Quarter ending December 2018	2,879	→
Quarter ending March 2019	2,768	↓
Quarter ending June 2019	2,696	↓
Quarter ending September 2019	2,388	↓
Variance since September 2018	(17.7%)	↓



ACTIVITY



Month	2019	2020
April	286	127
May	589	477
June	812	880
July	1,218	1,417
August	1,649	1,417
September	2,145	1,417
October	2,676	
November	3,330	
December	3,807	
January	4,262	
February	4,804	
March	5,464	
April	5,901	
May	5,917	
June	5,917	

QUALITY

	Quantity	Base Number	Contract	AT	Region	England
% of FP17s for the same patient ID Re-attending within 3 months - Children	21	223	9.4%	9.3%	10.8%	11.5%
% of FP17s for the same patient ID Re-attending within 3 months - Adults	116	551	21.1%	13.7%	15.2%	15.4%
% of FP17s for the same patient ID Re-attending between 3 & 9 months - Children	100	223	44.8%	62.8%	62.2%	59.7%
% of FP17s for the same patient ID Re-attending between 3 & 9 months - Adults	238	551	43.2%	53.3%	52.9%	51.7%
% of FP17s for Band 1 Urgent Courses	91	621	14.7%	10.0%	9.7%	9.2%
% of FP17s Relating to Free Repair or Replacements	4	621	0.6%	0.6%	0.6%	0.7%
% of FP17s Relating to Continuations	27	621	4.3%	0.8%	0.7%	0.8%
% of Patients satisfied with the dentistry they have received	0	0	N/A	93.2%	93.6%	93.5%
% of Patients satisfied with the time they had to wait for an appointment	0	0	N/A	85.0%	86.3%	87.4%

* This is based on patients treated on this contract for their most recent course of treatment. Figures in italics indicate the base number of FP17s or Patient Questionnaire responses are less than 100. N/A is shown where the base number of responses is less than 10 during the period. % is calculated as Quantity/Base number*100

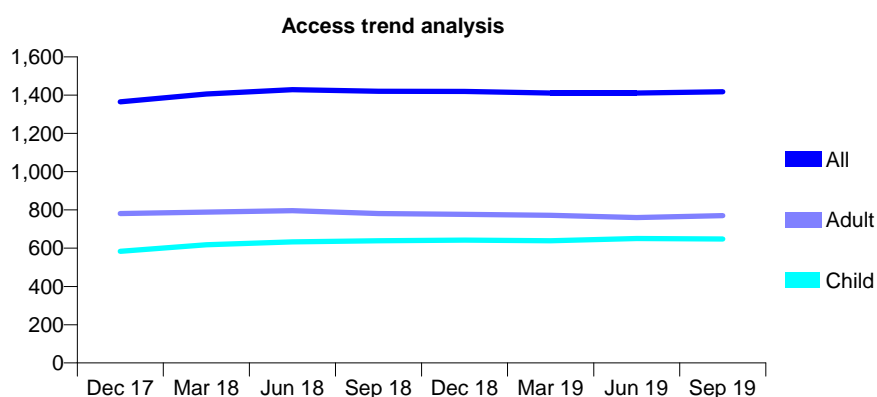
Q70 - Vital Signs At a Glance Contract Report for 103608/0001 - September 2019

Name or company name	Aaron Campbell
Contract type name	GDS Contract
Purpose of contract	General
Contract start date	01/09/2011
Contract end date	

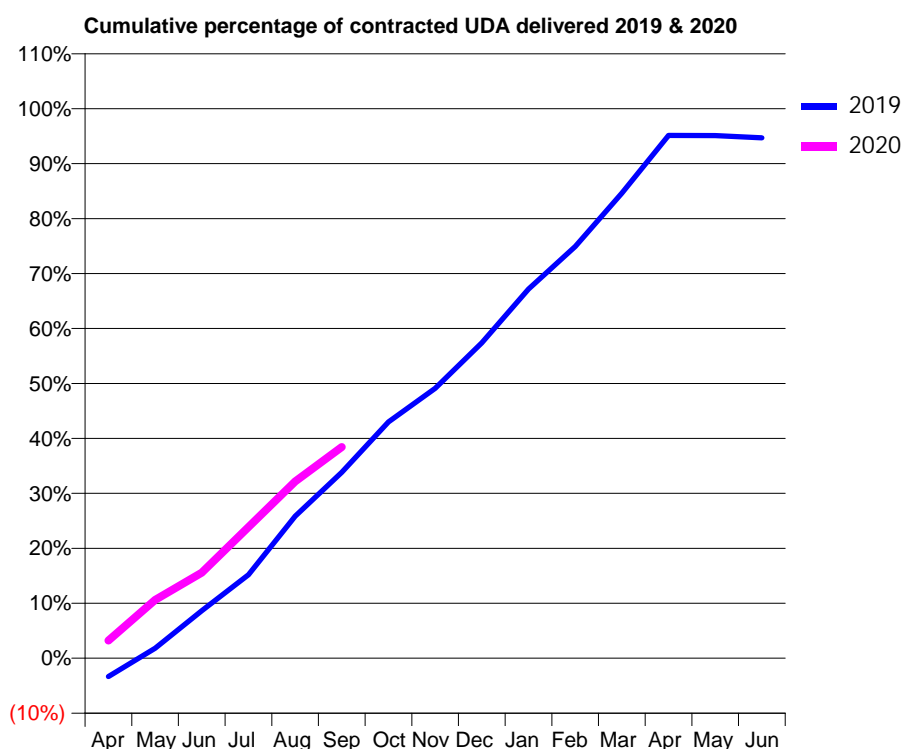
19/20 Contracted general activity (UDA)	3,900
Carry forward general activity (UDA)	0
19/20 Contracted orthodontic activity (UOA)	0
Carry forward orthodontic activity (UOA)	0
Baseline contract value	£106,101.31

ACCESS*

Patients seen in 24 months	Total	Change since previous quarter
Quarter ending September 2018	1,420	
Quarter ending December 2018	1,419	→
Quarter ending March 2019	1,411	→
Quarter ending June 2019	1,411	→
Quarter ending September 2019	1,418	→
Variance since September 2018	(0.1%)	→



ACTIVITY



Month	2019	2020
April	-131	125
May	72	414
June	338	607
July	592	931
August	1,008	1,254
September	1,319	1,498
October	1,677	
November	1,916	
December	2,238	
January	2,620	
February	2,922	
March	3,300	
April	3,710	
May	3,709	
June	3,694	

QUALITY

	Quantity	Base Number	Contract	AT	Region	England
% of FP17s for the same patient ID Re-attending within 3 months - Children	18	498	3.6%	9.3%	10.8%	11.5%
% of FP17s for the same patient ID Re-attending within 3 months - Adults	50	509	9.8%	13.7%	15.2%	15.4%
% of FP17s for the same patient ID Re-attending between 3 & 9 months - Children	337	498	67.7%	62.8%	62.2%	59.7%
% of FP17s for the same patient ID Re-attending between 3 & 9 months - Adults	341	509	67.0%	53.3%	52.9%	51.7%
% of FP17s for Band 1 Urgent Courses	47	885	5.3%	10.0%	9.7%	9.2%
% of FP17s Relating to Free Repair or Replacements	3	885	0.3%	0.6%	0.6%	0.7%
% of FP17s Relating to Continuations	2	885	0.2%	0.8%	0.7%	0.8%
% of Patients satisfied with the dentistry they have received	0	0	N/A	93.2%	93.6%	93.5%
% of Patients satisfied with the time they had to wait for an appointment	0	0	N/A	85.0%	86.3%	87.4%

* This is based on patients treated on this contract for their most recent course of treatment. Figures in italics indicate the base number of FP17s or Patient Questionnaire responses are less than 100. N/A is shown where the base number of responses is less than 10 during the period. % is calculated as Quantity/Base number*100

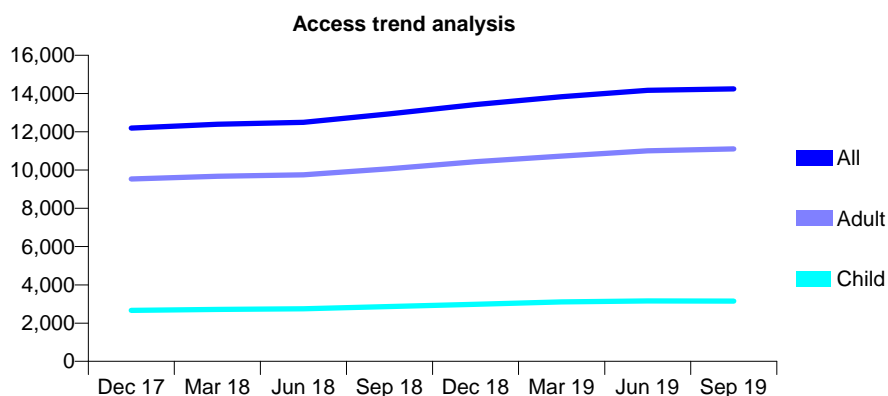
Q70 - Vital Signs At a Glance Contract Report for 105414/0001 - September 2019

Name or company name	First Choice Dental Limited
Contract type name	GDS Contract
Purpose of contract	General
Contract start date	01/04/2006
Contract end date	

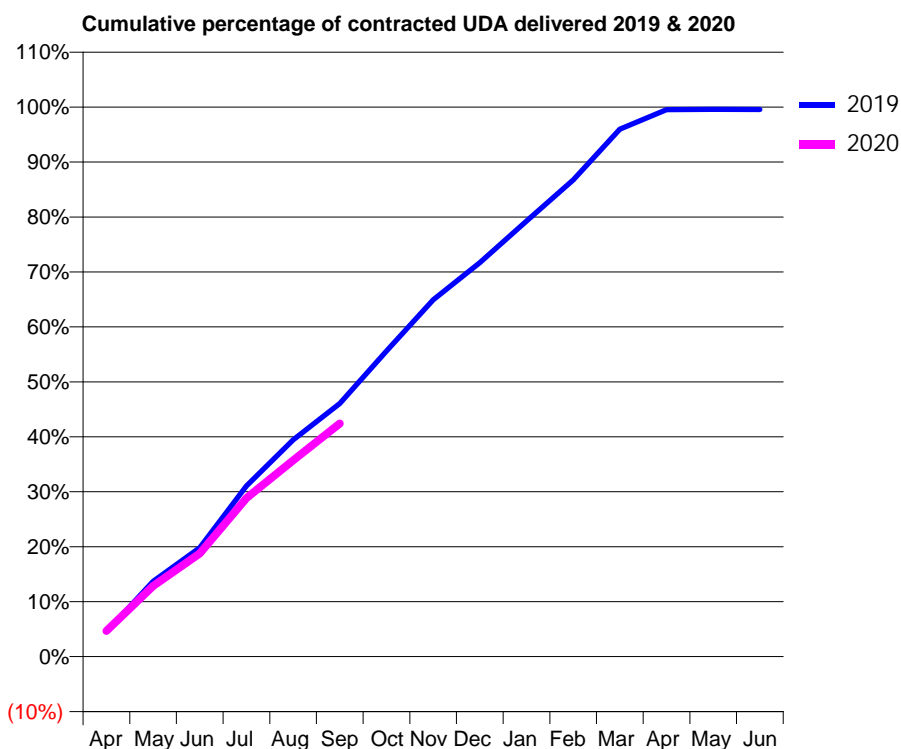
19/20 Contracted general activity (UDA)	41,208
Carry forward general activity (UDA)	178
19/20 Contracted orthodontic activity (UOA)	0
Carry forward orthodontic activity (UOA)	0
Baseline contract value	£1,364,708.48

ACCESS*

Patients seen in 24 months	Total	Change since previous quarter
Quarter ending September 2018	12,938	
Quarter ending December 2018	13,425	↑
Quarter ending March 2019	13,838	↑
Quarter ending June 2019	14,168	↑
Quarter ending September 2019	14,247	→
Variance since September 2018	10.1%	↑



ACTIVITY



Month	Adjusted Scheduled Activity (UDA)	
	2019	2020
April	1,872	1,921
May	5,642	5,304
June	8,161	7,738
July	12,791	11,890
August	16,258	14,717
September	18,985	17,474
October	22,920	
November	26,755	
December	29,541	
January	32,660	
February	35,748	
March	39,545	
April	41,013	
May	41,031	
June	41,029	

QUALITY

	Quantity	Base Number	Contract	AT	Region	England
% of FP17s for the same patient ID Re-attending within 3 months - Children	128	2,180	5.9%	9.3%	10.8%	11.5%
% of FP17s for the same patient ID Re-attending within 3 months - Adults	686	6,431	10.7%	13.7%	15.2%	15.4%
% of FP17s for the same patient ID Re-attending between 3 & 9 months - Children	1,238	2,180	56.8%	62.8%	62.2%	59.7%
% of FP17s for the same patient ID Re-attending between 3 & 9 months - Adults	2,786	6,431	43.3%	53.3%	52.9%	51.7%
% of FP17s for Band 1 Urgent Courses	542	8,004	6.8%	10.0%	9.7%	9.2%
% of FP17s Relating to Free Repair or Replacements	72	8,004	0.9%	0.6%	0.6%	0.7%
% of FP17s Relating to Continuations	108	8,004	1.3%	0.8%	0.7%	0.8%
% of Patients satisfied with the dentistry they have received	0	0	N/A	93.2%	93.6%	93.5%
% of Patients satisfied with the time they had to wait for an appointment	0	0	N/A	85.0%	86.3%	87.4%

* This is based on patients treated on this contract for their most recent course of treatment. Figures in italics indicate the base number of FP17s or Patient Questionnaire responses are less than 100. N/A is shown where the base number of responses is less than 10 during the period. % is calculated as Quantity/Base number*100

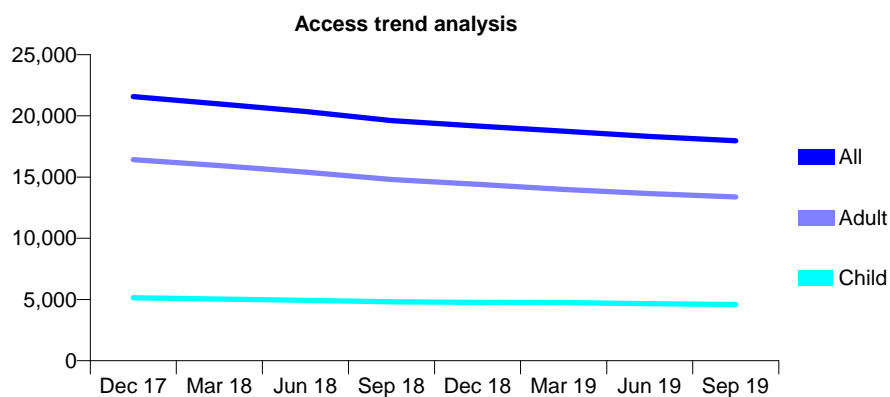
Q70 - Vital Signs At a Glance Contract Report for 105414/0006 - September 2019

Name or company name	First Choice Dental Limited
Contract type name	GDS Contract
Purpose of contract	General
Contract start date	02/04/2006
Contract end date	

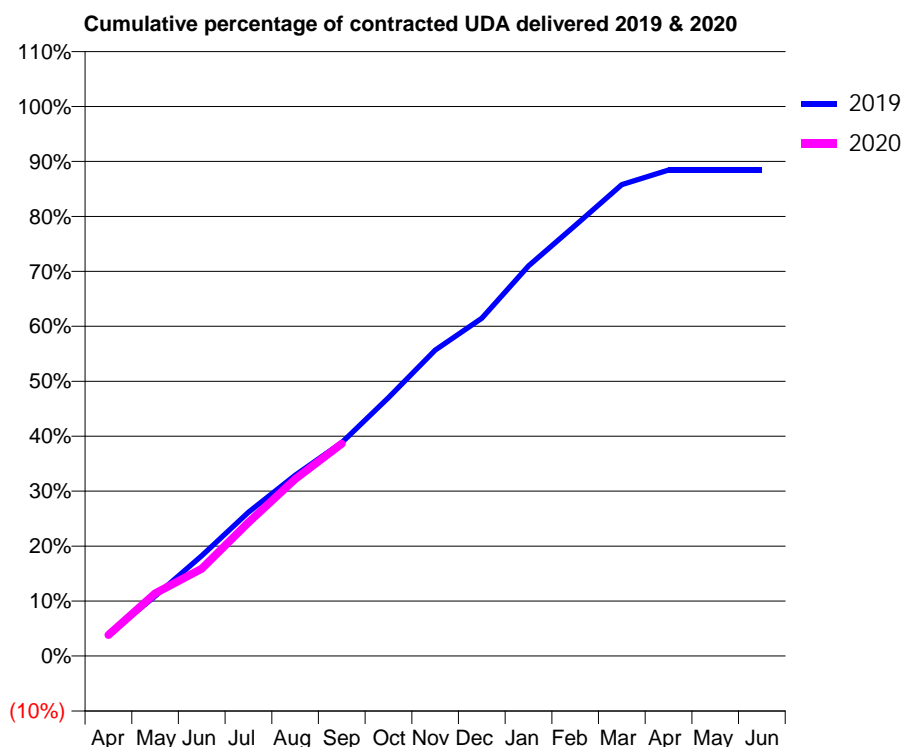
19/20 Contracted general activity (UDA)	59,192
Carry forward general activity (UDA)	702
19/20 Contracted orthodontic activity (UOA)	0
Carry forward orthodontic activity (UOA)	0
Baseline contract value	£1,940,742.72

ACCESS*

Patients seen in 24 months	Total	Change since previous quarter
Quarter ending September 2018	19,613	
Quarter ending December 2018	19,172	↓
Quarter ending March 2019	18,751	↓
Quarter ending June 2019	18,314	↓
Quarter ending September 2019	17,971	↓
Variance since September 2018	(8.4%)	↓



ACTIVITY



Month	Adjusted Scheduled Activity (UDA)	
	2019	2020
April	2,303	2,269
May	6,461	6,748
June	10,813	9,402
July	15,494	14,387
August	19,477	19,057
September	22,997	22,880
October	27,828	
November	32,940	
December	36,377	
January	42,028	
February	46,368	
March	50,769	
April	52,337	
May	52,339	
June	52,340	

QUALITY

	Quantity	Base Number	Contract	AT	Region	England
% of FP17s for the same patient ID Re-attending within 3 months - Children	97	3,024	3.2%	9.3%	10.8%	11.5%
% of FP17s for the same patient ID Re-attending within 3 months - Adults	802	7,970	10.1%	13.7%	15.2%	15.4%
% of FP17s for the same patient ID Re-attending between 3 & 9 months - Children	1,833	3,024	60.6%	62.8%	62.2%	59.7%
% of FP17s for the same patient ID Re-attending between 3 & 9 months - Adults	3,763	7,970	47.2%	53.3%	52.9%	51.7%
% of FP17s for Band 1 Urgent Courses	518	10,275	5.0%	10.0%	9.7%	9.2%
% of FP17s Relating to Free Repair or Replacements	56	10,275	0.5%	0.6%	0.6%	0.7%
% of FP17s Relating to Continuations	137	10,275	1.3%	0.8%	0.7%	0.8%
% of Patients satisfied with the dentistry they have received	2	3	N/A	93.2%	93.6%	93.5%
% of Patients satisfied with the time they had to wait for an appointment	3	3	N/A	85.0%	86.3%	87.4%

* This is based on patients treated on this contract for their most recent course of treatment. Figures in italics indicate the base number of FP17s or Patient Questionnaire responses are less than 100. N/A is shown where the base number of responses is less than 10 during the period. % is calculated as Quantity/Base number*100

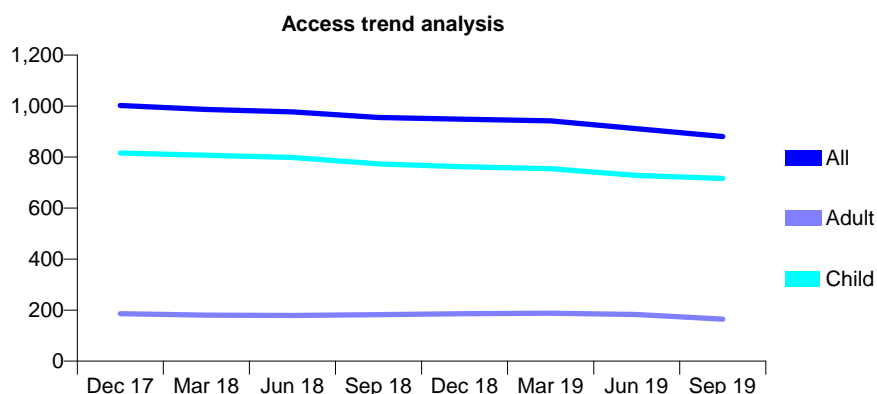
Q70 - Vital Signs At a Glance Contract Report for 106488/0001 - September 2019

Name or company name	Solent House Dental Centre
Contract type name	GDS Contract
Purpose of contract	General
Contract start date	01/04/2015
Contract end date	

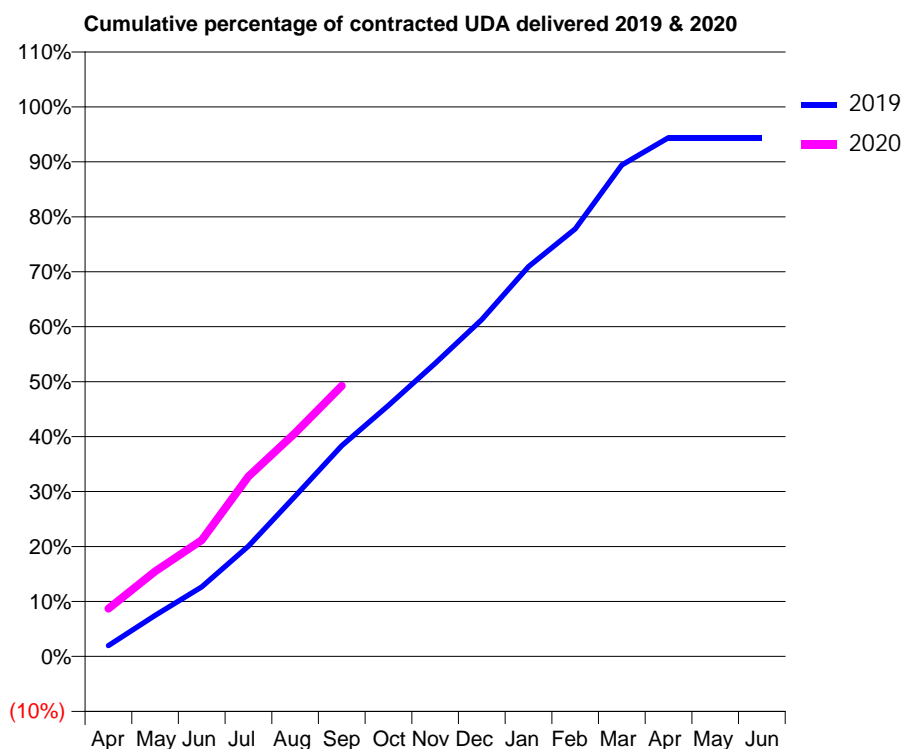
19/20 Contracted general activity (UDA)	1,991
Carry forward general activity (UDA)	0
19/20 Contracted orthodontic activity (UOA)	0
Carry forward orthodontic activity (UOA)	0
Baseline contract value	£53,703.77

ACCESS*

Patients seen in 24 months	Total	Change since previous quarter
Quarter ending September 2018	955	
Quarter ending December 2018	948	→
Quarter ending March 2019	942	→
Quarter ending June 2019	911	↓
Quarter ending September 2019	881	↓
Variance since September 2018	(7.7%)	↓



ACTIVITY



Month	2019	2020
April	40	173
May	149	308
June	252	422
July	400	652
August	581	810
September	764	980
October	910	
November	1,062	
December	1,220	
January	1,412	
February	1,549	
March	1,780	
April	1,879	
May	1,879	
June	1,879	

QUALITY

	Quantity	Base Number	Contract	AT	Region	England
% of FP17s for the same patient ID Re-attending within 3 months - Children	59	613	9.6%	9.3%	10.8%	11.5%
% of FP17s for the same patient ID Re-attending within 3 months - Adults	3	66	4.5%	13.7%	15.2%	15.4%
% of FP17s for the same patient ID Re-attending between 3 & 9 months - Children	449	613	73.2%	62.8%	62.2%	59.7%
% of FP17s for the same patient ID Re-attending between 3 & 9 months - Adults	39	66	59.1%	53.3%	52.9%	51.7%
% of FP17s for Band 1 Urgent Courses	30	638	4.7%	10.0%	9.7%	9.2%
% of FP17s Relating to Free Repair or Replacements	0	638	0.0%	0.6%	0.6%	0.7%
% of FP17s Relating to Continuations	0	638	0.0%	0.8%	0.7%	0.8%
% of Patients satisfied with the dentistry they have received	0	0	N/A	93.2%	93.6%	93.5%
% of Patients satisfied with the time they had to wait for an appointment	0	0	N/A	85.0%	86.3%	87.4%

* This is based on patients treated on this contract for their most recent course of treatment. Figures in italics indicate the base number of FP17s or Patient Questionnaire responses are less than 100. N/A is shown where the base number of responses is less than 10 during the period. % is calculated as Quantity/Base number*100

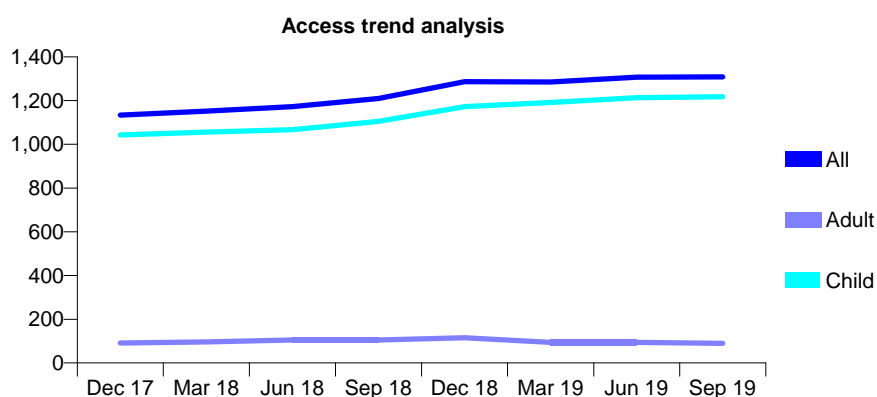
Q70 - Vital Signs At a Glance Contract Report for 106615/0001 - September 2019

Name or company name	Westphal & Srinivasan
Contract type name	GDS Contract
Purpose of contract	General
Contract start date	01/03/2012
Contract end date	

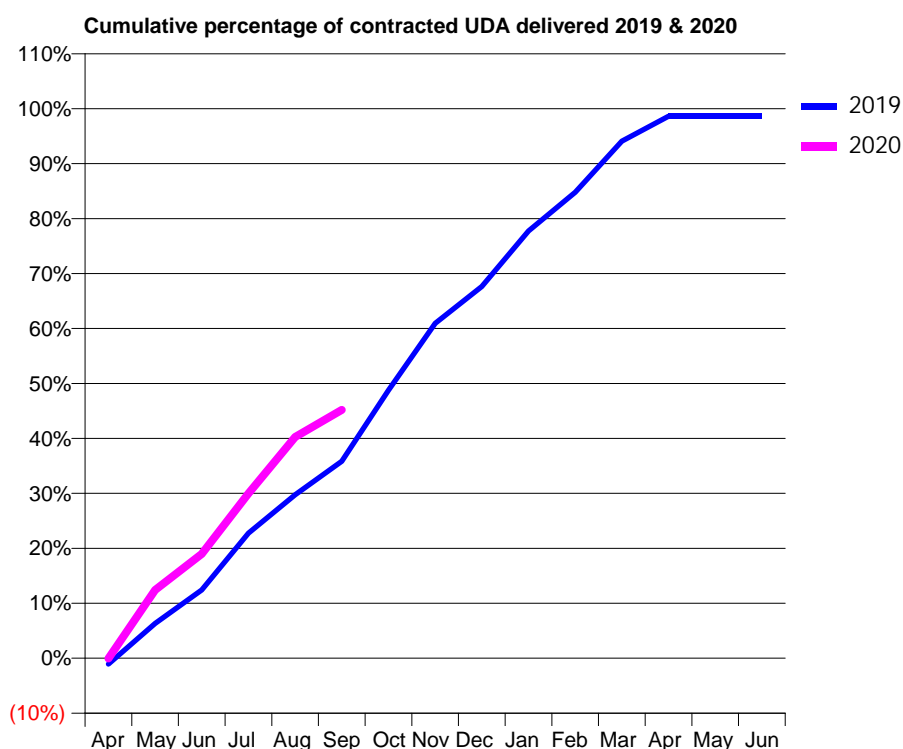
19/20 Contracted general activity (UDA)	3,136
Carry forward general activity (UDA)	43
19/20 Contracted orthodontic activity (UOA)	0
Carry forward orthodontic activity (UOA)	0
Baseline contract value	£93,306.22

ACCESS*

Patients seen in 24 months	Total	Change since previous quarter
Quarter ending September 2018	1,210	
Quarter ending December 2018	1,287	↑
Quarter ending March 2019	1,285	→
Quarter ending June 2019	1,307	→
Quarter ending September 2019	1,308	→
Variance since September 2018	8.1%	↑



ACTIVITY



Month	2019	2020
April	-34	-2
May	199	390
June	390	594
July	713	940
August	932	1,263
September	1,124	1,417
October	1,530	
November	1,911	
December	2,121	
January	2,438	
February	2,659	
March	2,950	
April	3,092	
May	3,092	
June	3,092	

QUALITY

	Quantity	Base Number	Contract	AT	Region	England
% of FP17s for the same patient ID Re-attending within 3 months - Children	107	1,055	10.1%	9.3%	10.8%	11.5%
% of FP17s for the same patient ID Re-attending within 3 months - Adults	0	0	N/A	13.7%	15.2%	15.4%
% of FP17s for the same patient ID Re-attending between 3 & 9 months - Children	721	1,055	68.3%	62.8%	62.2%	59.7%
% of FP17s for the same patient ID Re-attending between 3 & 9 months - Adults	0	0	N/A	53.3%	52.9%	51.7%
% of FP17s for Band 1 Urgent Courses	20	956	2.1%	10.0%	9.7%	9.2%
% of FP17s Relating to Free Repair or Replacements	0	956	0.0%	0.6%	0.6%	0.7%
% of FP17s Relating to Continuations	9	956	0.9%	0.8%	0.7%	0.8%
% of Patients satisfied with the dentistry they have received	0	0	N/A	93.2%	93.6%	93.5%
% of Patients satisfied with the time they had to wait for an appointment	0	0	N/A	85.0%	86.3%	87.4%

* This is based on patients treated on this contract for their most recent course of treatment.

Figures in italics indicate the base number of FP17s or Patient Questionnaire responses are less than 100. N/A is shown where the base number of responses is less than 10 during the period. % is calculated as Quantity/Base number*100

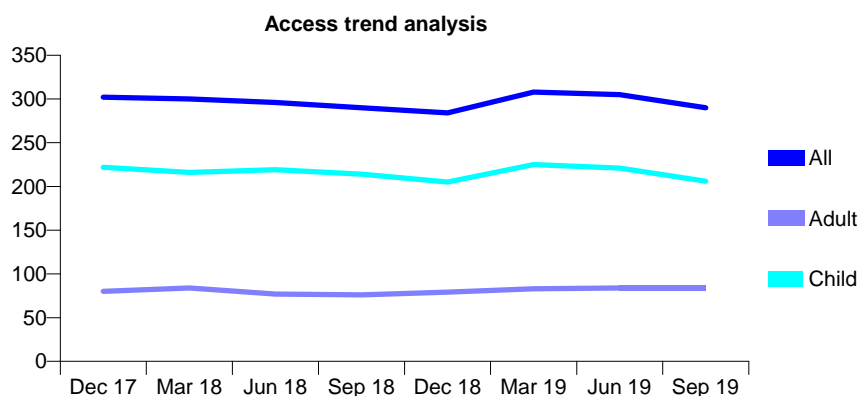
Q70 - Vital Signs At a Glance Contract Report for 106763/0001 - September 2019

Name or company name	The Dental Centre Cowplain Ltd
Contract type name	GDS Contract
Purpose of contract	General
Contract start date	01/05/2015
Contract end date	

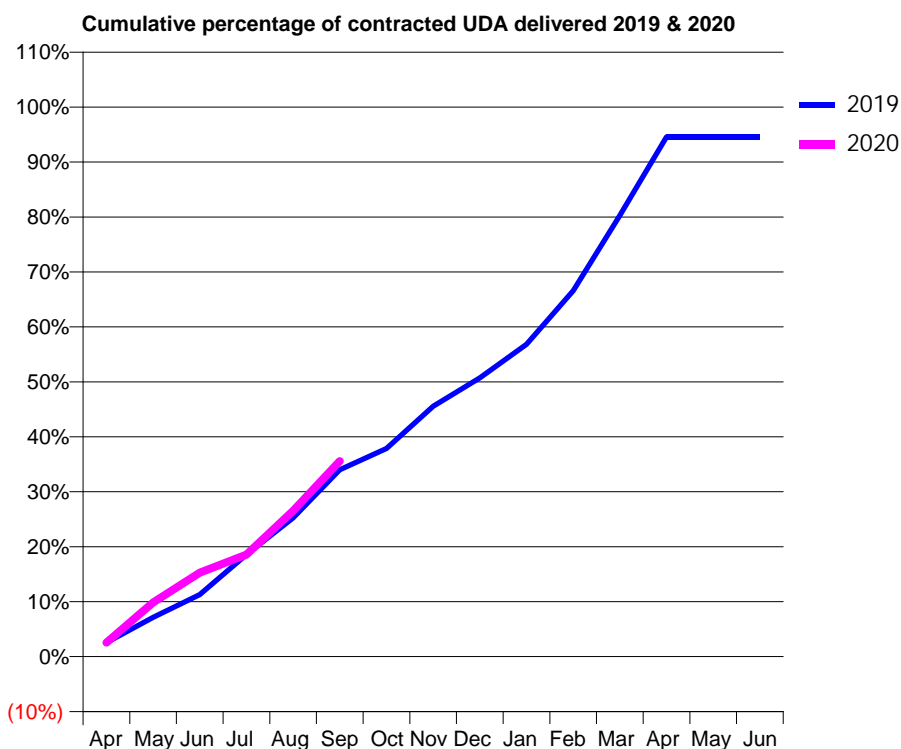
19/20 Contracted general activity (UDA)	700
Carry forward general activity (UDA)	0
19/20 Contracted orthodontic activity (UOA)	0
Carry forward orthodontic activity (UOA)	0
Baseline contract value	£16,535.01

ACCESS*

Patients seen in 24 months	Total	Change since previous quarter
Quarter ending September 2018	290	
Quarter ending December 2018	284	↓
Quarter ending March 2019	308	↑
Quarter ending June 2019	305	→
Quarter ending September 2019	290	↓
Variance since September 2018	0.0%	→



ACTIVITY



Month	Adjusted Scheduled Activity (UDA)	
	2019	2020
April	18	18
May	50	69
June	79	107
July	130	130
August	177	186
September	238	249
October	265	
November	319	
December	355	
January	398	
February	466	
March	562	
April	662	
May	662	
June	662	

QUALITY

	Quantity	Base Number	Contract	AT	Region	England
% of FP17s for the same patient ID Re-attending within 3 months - Children	8	176	4.5%	9.3%	10.8%	11.5%
% of FP17s for the same patient ID Re-attending within 3 months - Adults	7	42	16.7%	13.7%	15.2%	15.4%
% of FP17s for the same patient ID Re-attending between 3 & 9 months - Children	109	176	61.9%	62.8%	62.2%	59.7%
% of FP17s for the same patient ID Re-attending between 3 & 9 months - Adults	24	42	57.1%	53.3%	52.9%	51.7%
% of FP17s for Band 1 Urgent Courses	0	180	0.0%	10.0%	9.7%	9.2%
% of FP17s Relating to Free Repair or Replacements	0	180	0.0%	0.6%	0.6%	0.7%
% of FP17s Relating to Continuations	8	180	4.4%	0.8%	0.7%	0.8%
% of Patients satisfied with the dentistry they have received	0	0	N/A	93.2%	93.6%	93.5%
% of Patients satisfied with the time they had to wait for an appointment	0	0	N/A	85.0%	86.3%	87.4%

* This is based on patients treated on this contract for their most recent course of treatment. Figures in italics indicate the base number of FP17s or Patient Questionnaire responses are less than 100. N/A is shown where the base number of responses is less than 10 during the period. % is calculated as Quantity/Base number*100

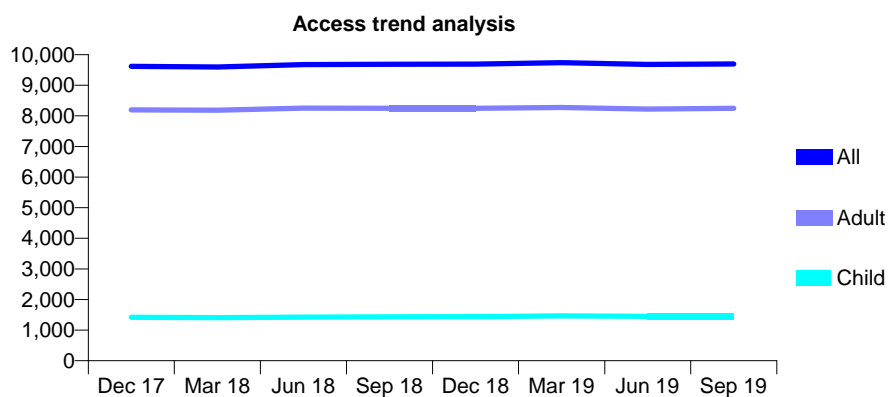
Q70 - Vital Signs At a Glance Contract Report for 108669/0001 - September 2019

Name or company name	Knibbs Dental Surgery Limited
Contract type name	GDS Contract
Purpose of contract	General
Contract start date	01/04/2007
Contract end date	

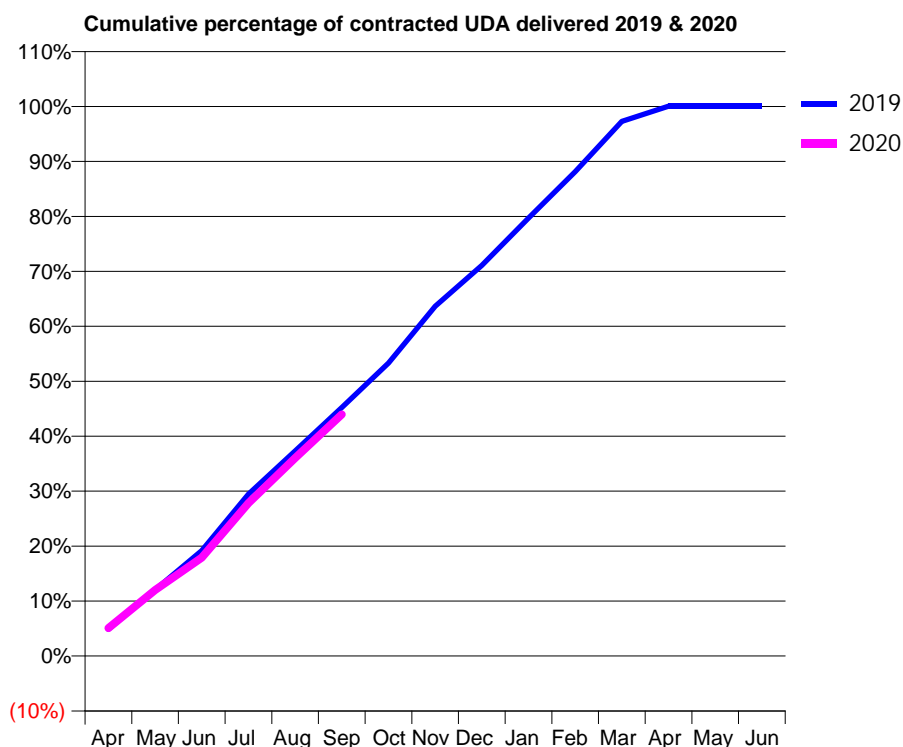
19/20 Contracted general activity (UDA)	29,497
Carry forward general activity (UDA)	0
19/20 Contracted orthodontic activity (UOA)	0
Carry forward orthodontic activity (UOA)	0
Baseline contract value	£861,104.99

ACCESS*

Patients seen in 24 months	Total	Change since previous quarter
Quarter ending September 2018	9,688	
Quarter ending December 2018	9,691	→
Quarter ending March 2019	9,739	→
Quarter ending June 2019	9,678	→
Quarter ending September 2019	9,695	→
Variance since September 2018	0.1%	→



ACTIVITY



Month	Adjusted Scheduled Activity (UDA)	
	2019	2020
April	1,445	1,500
May	3,560	3,548
June	5,658	5,280
July	8,689	8,209
August	11,005	10,631
September	13,337	12,969
October	15,722	
November	18,772	
December	20,960	
January	23,512	
February	26,000	
March	28,694	
April	29,510	
May	29,512	
June	29,511	

QUALITY

	Quantity	Base Number	Contract	AT	Region	England
% of FP17s for the same patient ID Re-attending within 3 months - Children	58	1,169	5.0%	9.3%	10.8%	11.5%
% of FP17s for the same patient ID Re-attending within 3 months - Adults	947	6,492	14.6%	13.7%	15.2%	15.4%
% of FP17s for the same patient ID Re-attending between 3 & 9 months - Children	877	1,169	75.0%	62.8%	62.2%	59.7%
% of FP17s for the same patient ID Re-attending between 3 & 9 months - Adults	4,263	6,492	65.7%	53.3%	52.9%	51.7%
% of FP17s for Band 1 Urgent Courses	625	7,193	8.7%	10.0%	9.7%	9.2%
% of FP17s Relating to Free Repair or Replacements	61	7,193	0.8%	0.6%	0.6%	0.7%
% of FP17s Relating to Continuations	11	7,193	0.2%	0.8%	0.7%	0.8%
% of Patients satisfied with the dentistry they have received	0	1	N/A	93.2%	93.6%	93.5%
% of Patients satisfied with the time they had to wait for an appointment	0	1	N/A	85.0%	86.3%	87.4%

* This is based on patients treated on this contract for their most recent course of treatment. Figures in italics indicate the base number of FP17s or Patient Questionnaire responses are less than 100. N/A is shown where the base number of responses is less than 10 during the period. % is calculated as Quantity/Base number*100

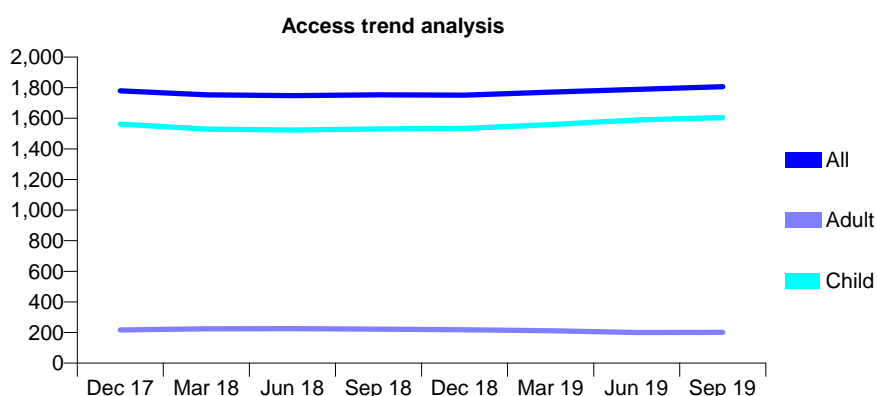
Q70 - Vital Signs At a Glance Contract Report for 109770/0001 - September 2019

Name or company name	Marlott Road Partnership
Contract type name	GDS Contract
Purpose of contract	General
Contract start date	21/07/2015
Contract end date	

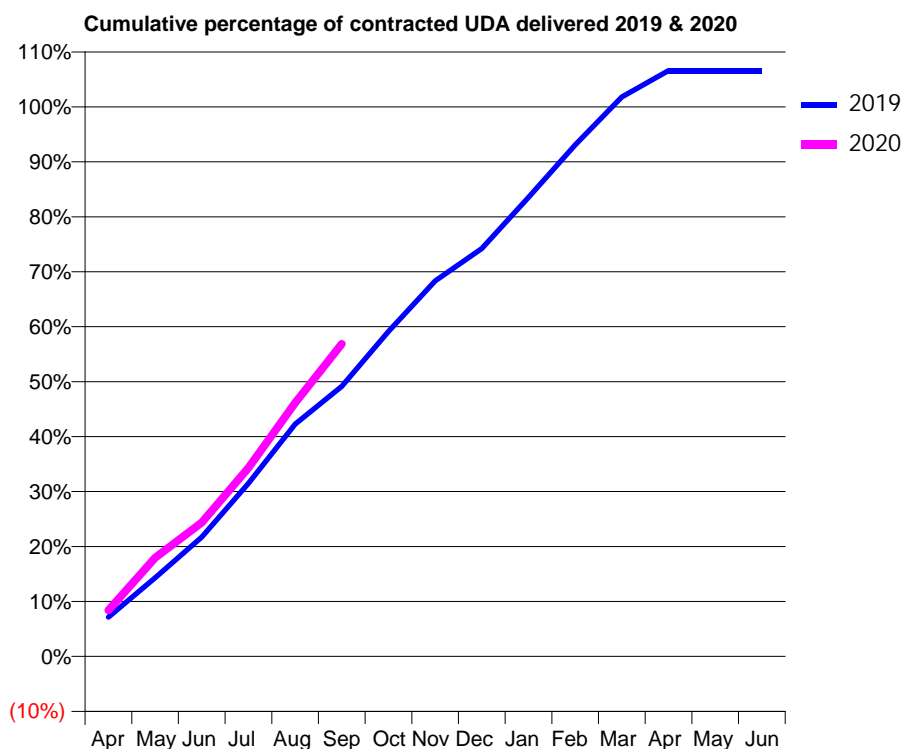
19/20 Contracted general activity (UDA)	3,290
Carry forward general activity (UDA)	0
19/20 Contracted orthodontic activity (UOA)	0
Carry forward orthodontic activity (UOA)	0
Baseline contract value	£87,245.37

ACCESS*

Patients seen in 24 months	Total	Change since previous quarter
Quarter ending September 2018	1,753	
Quarter ending December 2018	1,751	→
Quarter ending March 2019	1,771	→
Quarter ending June 2019	1,789	→
Quarter ending September 2019	1,806	→
Variance since September 2018	3.0%	↑



ACTIVITY



Month	2019	2020
April	235	277
May	472	590
June	714	801
July	1,036	1,129
August	1,390	1,518
September	1,617	1,871
October	1,945	
November	2,248	
December	2,442	
January	2,749	
February	3,062	
March	3,349	
April	3,507	
May	3,507	
June	3,507	

QUALITY

	Quantity	Base Number	Contract	AT	Region	England
% of FP17s for the same patient ID Re-attending within 3 months - Children	111	1,318	8.4%	9.3%	10.8%	11.5%
% of FP17s for the same patient ID Re-attending within 3 months - Adults	2	56	3.6%	13.7%	15.2%	15.4%
% of FP17s for the same patient ID Re-attending between 3 & 9 months - Children	728	1,318	55.2%	62.8%	62.2%	59.7%
% of FP17s for the same patient ID Re-attending between 3 & 9 months - Adults	34	56	60.7%	53.3%	52.9%	51.7%
% of FP17s for Band 1 Urgent Courses	50	1,285	3.9%	10.0%	9.7%	9.2%
% of FP17s Relating to Free Repair or Replacements	0	1,285	0.0%	0.6%	0.6%	0.7%
% of FP17s Relating to Continuations	2	1,285	0.2%	0.8%	0.7%	0.8%
% of Patients satisfied with the dentistry they have received	0	0	N/A	93.2%	93.6%	93.5%
% of Patients satisfied with the time they had to wait for an appointment	0	0	N/A	85.0%	86.3%	87.4%

* This is based on patients treated on this contract for their most recent course of treatment. Figures in italics indicate the base number of FP17s or Patient Questionnaire responses are less than 100. N/A is shown where the base number of responses is less than 10 during the period. % is calculated as Quantity/Base number*100

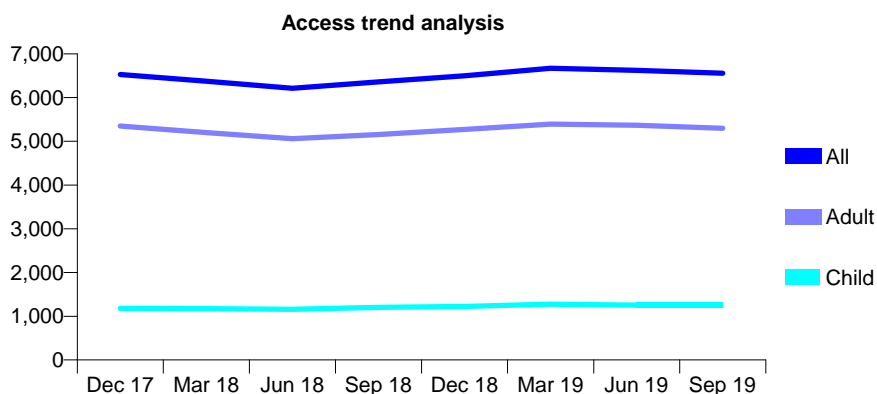
Q70 - Vital Signs At a Glance Contract Report for 109878/0001 - September 2019

Name or company name	Hampshire Terrace Dental Care
Contract type name	GDS Contract
Purpose of contract	General
Contract start date	01/09/2011
Contract end date	

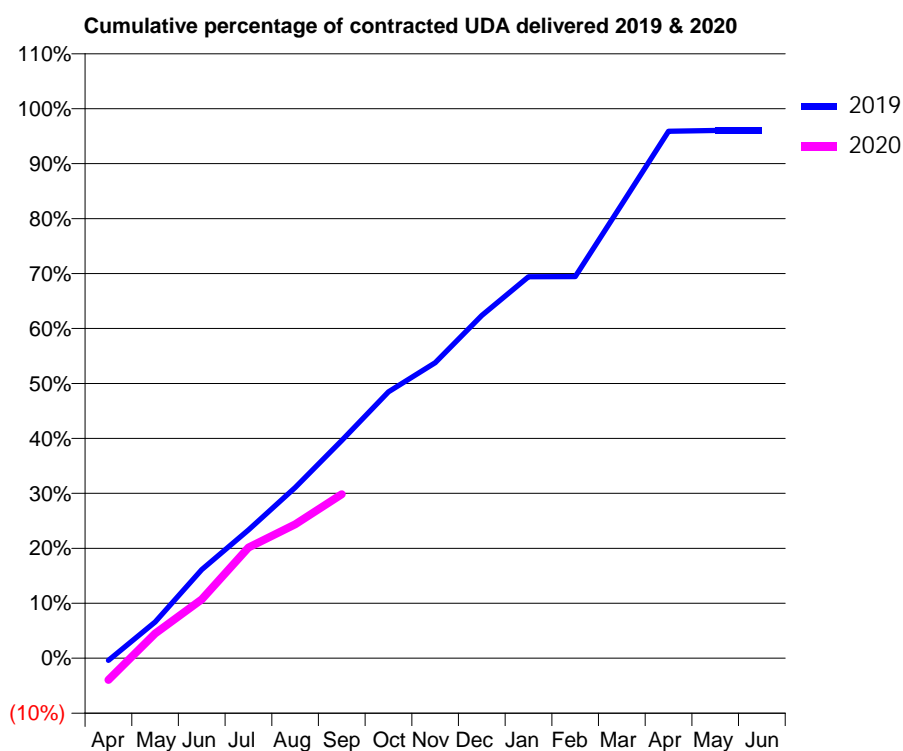
19/20 Contracted general activity (UDA)	17,197
Carry forward general activity (UDA)	681
19/20 Contracted orthodontic activity (UOA)	0
Carry forward orthodontic activity (UOA)	0
Baseline contract value	£443,854.17

ACCESS*

Patients seen in 24 months	Total	Change since previous quarter
Quarter ending September 2018	6,358	
Quarter ending December 2018	6,498	↑
Quarter ending March 2019	6,670	↑
Quarter ending June 2019	6,623	→
Quarter ending September 2019	6,555	↓
Variance since September 2018	3.1%	↑



ACTIVITY



Month	2019	2020
April	-70	-681
May	1,136	774
June	2,775	1,841
July	4,017	3,461
August	5,342	4,190
September	6,811	5,130
October	8,336	
November	9,250	
December	10,727	
January	11,939	
February	11,942	
March	14,208	
April	16,492	
May	16,517	
June	16,515	

QUALITY

	Quantity	Base Number	Contract	AT	Region	England
% of FP17s for the same patient ID Re-attending within 3 months - Children	49	964	5.1%	9.3%	10.8%	11.5%
% of FP17s for the same patient ID Re-attending within 3 months - Adults	523	3,983	13.1%	13.7%	15.2%	15.4%
% of FP17s for the same patient ID Re-attending between 3 & 9 months - Children	567	964	58.8%	62.8%	62.2%	59.7%
% of FP17s for the same patient ID Re-attending between 3 & 9 months - Adults	2,288	3,983	57.4%	53.3%	52.9%	51.7%
% of FP17s for Band 1 Urgent Courses	264	3,312	8.0%	10.0%	9.7%	9.2%
% of FP17s Relating to Free Repair or Replacements	18	3,312	0.5%	0.6%	0.6%	0.7%
% of FP17s Relating to Continuations	18	3,312	0.5%	0.8%	0.7%	0.8%
% of Patients satisfied with the dentistry they have received	2	2	N/A	93.2%	93.6%	93.5%
% of Patients satisfied with the time they had to wait for an appointment	2	2	N/A	85.0%	86.3%	87.4%

* This is based on patients treated on this contract for their most recent course of treatment. Figures in italics indicate the base number of FP17s or Patient Questionnaire responses are less than 100. N/A is shown where the base number of responses is less than 10 during the period. % is calculated as Quantity/Base number*100

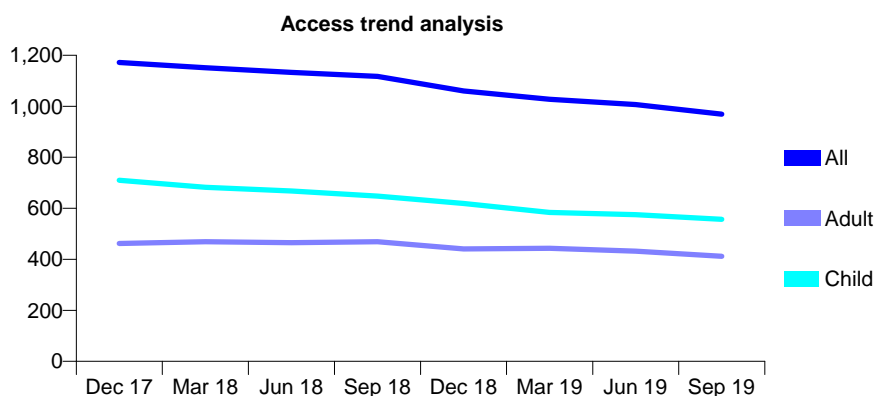
Q70 - Vital Signs At a Glance Contract Report for 109916/0001 - September 2019

Name or company name	Dr A Jeavons
Contract type name	GDS Contract
Purpose of contract	General
Contract start date	28/06/2010
Contract end date	

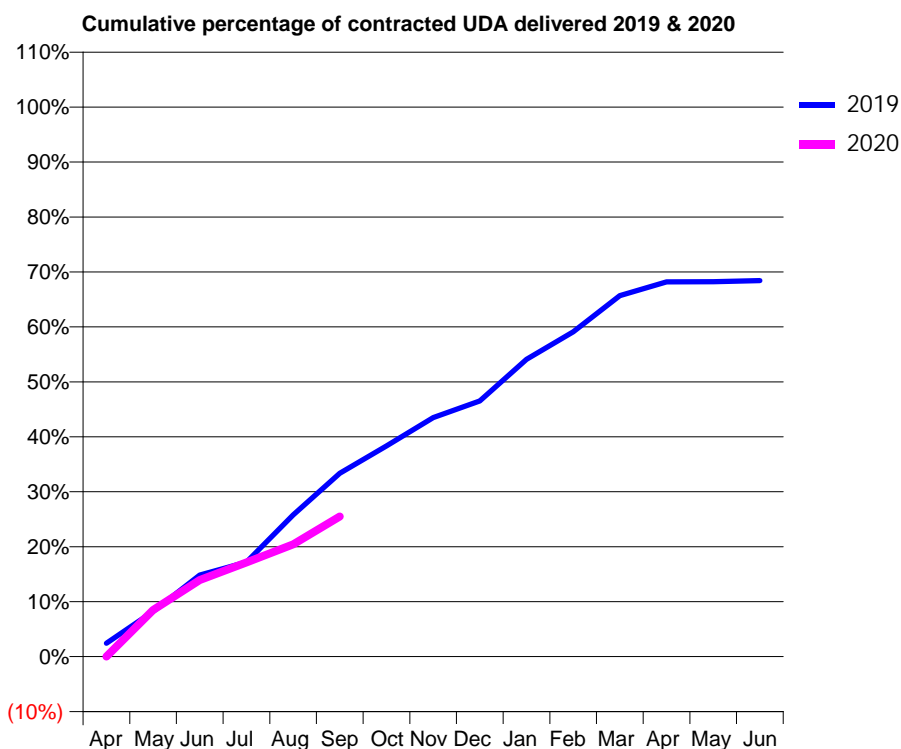
19/20 Contracted general activity (UDA)	2,885
Carry forward general activity (UDA)	0
19/20 Contracted orthodontic activity (UOA)	0
Carry forward orthodontic activity (UOA)	0
Baseline contract value	£63,831.20

ACCESS*

Patients seen in 24 months	Total	Change since previous quarter
Quarter ending September 2018	1,117	
Quarter ending December 2018	1,060	↓
Quarter ending March 2019	1,027	↓
Quarter ending June 2019	1,007	↓
Quarter ending September 2019	969	↓
Variance since September 2018	(13.2%)	↓



ACTIVITY



Month	Adjusted Scheduled Activity (UDA)	
	2019	2020
April	70	0
May	238	246
June	428	402
July	496	495
August	744	590
September	962	736
October	1,107	
November	1,255	
December	1,342	
January	1,561	
February	1,705	
March	1,895	
April	1,968	
May	1,969	
June	1,974	

QUALITY

	Quantity	Base Number	Contract	AT	Region	England
% of FP17s for the same patient ID Re-attending within 3 months - Children	22	413	5.3%	9.3%	10.8%	11.5%
% of FP17s for the same patient ID Re-attending within 3 months - Adults	15	166	9.0%	13.7%	15.2%	15.4%
% of FP17s for the same patient ID Re-attending between 3 & 9 months - Children	271	413	65.6%	62.8%	62.2%	59.7%
% of FP17s for the same patient ID Re-attending between 3 & 9 months - Adults	95	166	57.2%	53.3%	52.9%	51.7%
% of FP17s for Band 1 Urgent Courses	18	513	3.5%	10.0%	9.7%	9.2%
% of FP17s Relating to Free Repair or Replacements	0	513	0.0%	0.6%	0.6%	0.7%
% of FP17s Relating to Continuations	1	513	0.2%	0.8%	0.7%	0.8%
% of Patients satisfied with the dentistry they have received	0	0	N/A	93.2%	93.6%	93.5%
% of Patients satisfied with the time they had to wait for an appointment	0	0	N/A	85.0%	86.3%	87.4%

* This is based on patients treated on this contract for their most recent course of treatment. Figures in italics indicate the base number of FP17s or Patient Questionnaire responses are less than 100. N/A is shown where the base number of responses is less than 10 during the period. % is calculated as Quantity/Base number*100

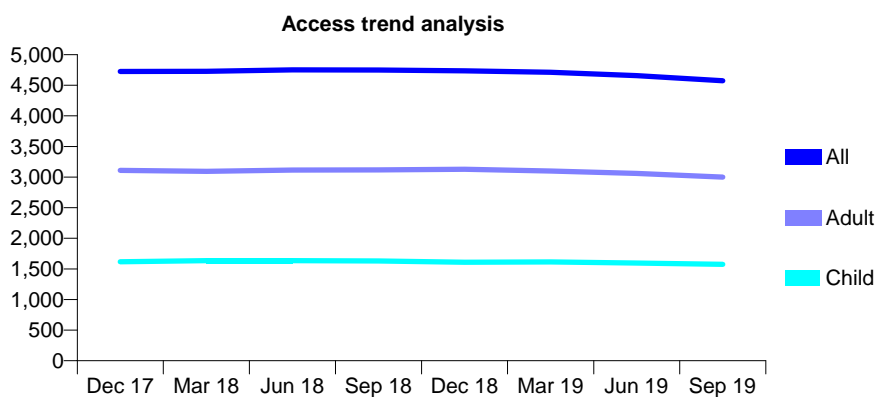
Q70 - Vital Signs At a Glance Contract Report for 110663/0001 - September 2019

Name or company name	Lake Road Dental Practice
Contract type name	GDS Contract
Purpose of contract	General
Contract start date	01/07/2010
Contract end date	

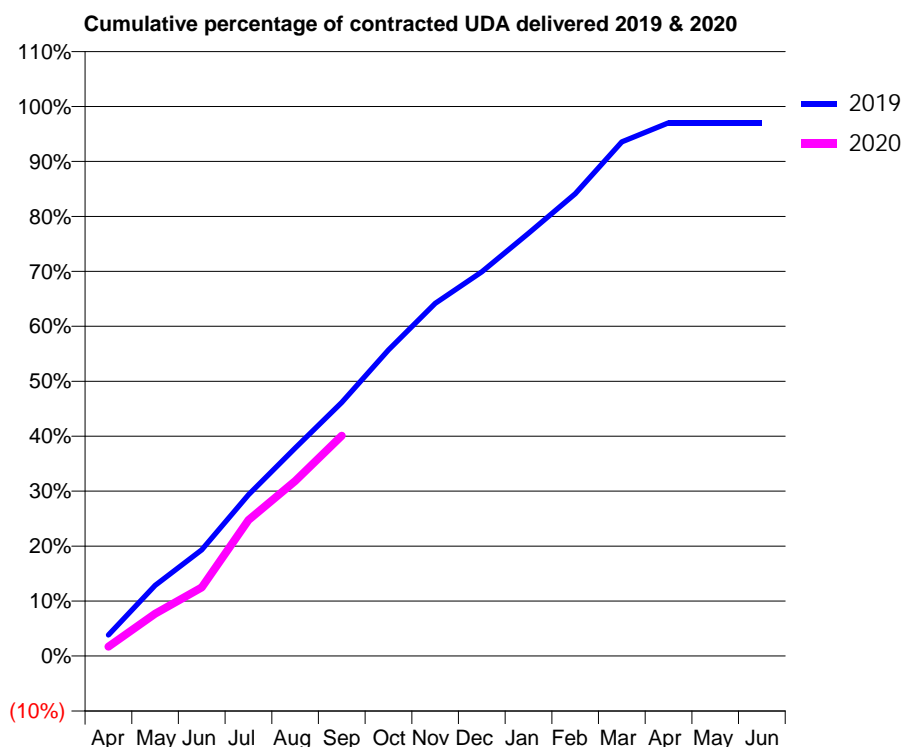
19/20 Contracted general activity (UDA)	17,225
Carry forward general activity (UDA)	511
19/20 Contracted orthodontic activity (UOA)	0
Carry forward orthodontic activity (UOA)	0
Baseline contract value	£487,954.05

ACCESS*

Patients seen in 24 months	Total	Change since previous quarter
Quarter ending September 2018	4,748	
Quarter ending December 2018	4,735	→
Quarter ending March 2019	4,713	→
Quarter ending June 2019	4,656	↓
Quarter ending September 2019	4,575	↓
Variance since September 2018	(3.6%)	↓



ACTIVITY



Month	Adjusted Scheduled Activity (UDA)	
	2019	2020
April	656	294
May	2,217	1,329
June	3,329	2,149
July	5,057	4,260
August	6,520	5,487
September	7,947	6,903
October	9,595	
November	11,054	
December	12,042	
January	13,250	
February	14,490	
March	16,117	
April	16,707	
May	16,711	
June	16,713	

QUALITY

	Quantity	Base Number	Contract	AT	Region	England
% of FP17s for the same patient ID Re-attending within 3 months - Children	77	1,651	4.7%	9.3%	10.8%	11.5%
% of FP17s for the same patient ID Re-attending within 3 months - Adults	307	2,385	12.9%	13.7%	15.2%	15.4%
% of FP17s for the same patient ID Re-attending between 3 & 9 months - Children	1,296	1,651	78.5%	62.8%	62.2%	59.7%
% of FP17s for the same patient ID Re-attending between 3 & 9 months - Adults	1,530	2,385	64.2%	53.3%	52.9%	51.7%
% of FP17s for Band 1 Urgent Courses	464	3,778	12.3%	10.0%	9.7%	9.2%
% of FP17s Relating to Free Repair or Replacements	22	3,778	0.6%	0.6%	0.6%	0.7%
% of FP17s Relating to Continuations	30	3,778	0.8%	0.8%	0.7%	0.8%
% of Patients satisfied with the dentistry they have received	1	1	N/A	93.2%	93.6%	93.5%
% of Patients satisfied with the time they had to wait for an appointment	1	1	N/A	85.0%	86.3%	87.4%

* This is based on patients treated on this contract for their most recent course of treatment. Figures in italics indicate the base number of FP17s or Patient Questionnaire responses are less than 100. N/A is shown where the base number of responses is less than 10 during the period. % is calculated as Quantity/Base number*100

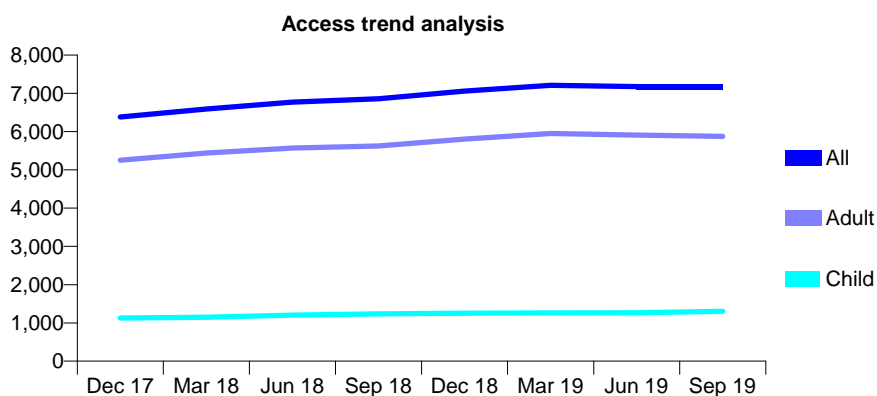
Q70 - Vital Signs At a Glance Contract Report for 110701/0001 - September 2019

Name or company name	Dr H Dhatt
Contract type name	GDS Contract
Purpose of contract	General
Contract start date	01/04/2010
Contract end date	

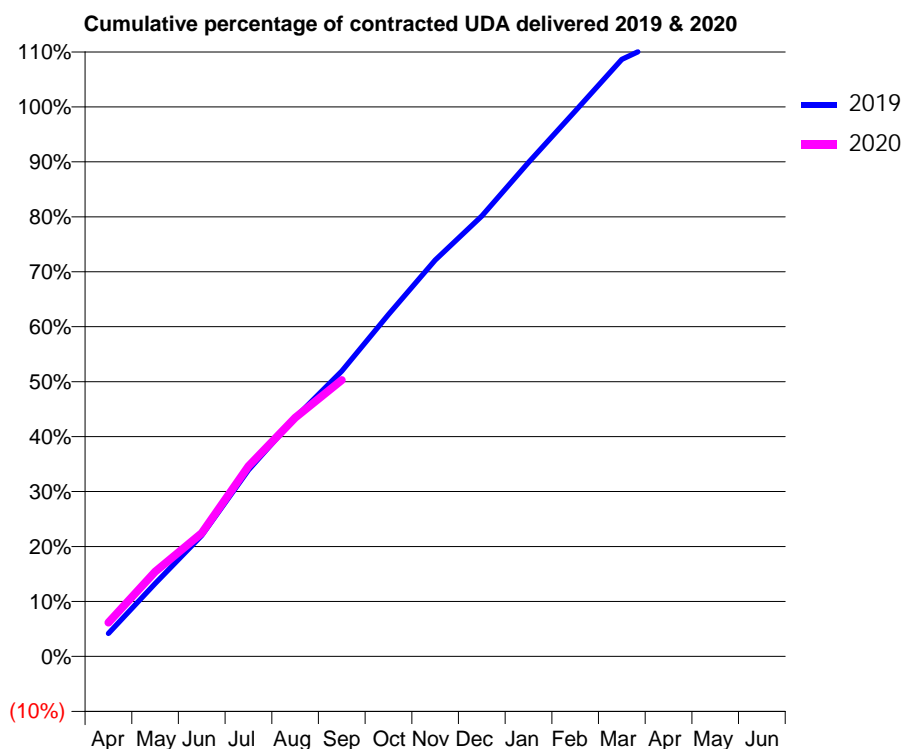
19/20 Contracted general activity (UDA)	18,000
Carry forward general activity (UDA)	0
19/20 Contracted orthodontic activity (UOA)	0
Carry forward orthodontic activity (UOA)	0
Baseline contract value	£484,903.03

ACCESS*

Patients seen in 24 months	Total	Change since previous quarter
Quarter ending September 2018	6,859	
Quarter ending December 2018	7,056	↑
Quarter ending March 2019	7,209	↑
Quarter ending June 2019	7,176	→
Quarter ending September 2019	7,177	→
Variance since September 2018	4.6%	↑



ACTIVITY



Month	2019	2020
April	752	1,109
May	2,389	2,774
June	3,959	4,038
July	6,104	6,233
August	7,816	7,821
September	9,344	9,051
October	11,201	
November	12,983	
December	14,423	
January	16,178	
February	17,861	
March	19,554	
April	20,273	
May	20,285	
June	20,285	

QUALITY

	Quantity	Base Number	Contract	AT	Region	England
% of FP17s for the same patient ID Re-attending within 3 months - Children	67	1,017	6.6%	9.3%	10.8%	11.5%
% of FP17s for the same patient ID Re-attending within 3 months - Adults	527	3,911	13.5%	13.7%	15.2%	15.4%
% of FP17s for the same patient ID Re-attending between 3 & 9 months - Children	650	1,017	63.9%	62.8%	62.2%	59.7%
% of FP17s for the same patient ID Re-attending between 3 & 9 months - Adults	2,129	3,911	54.4%	53.3%	52.9%	51.7%
% of FP17s for Band 1 Urgent Courses	707	4,347	16.3%	10.0%	9.7%	9.2%
% of FP17s Relating to Free Repair or Replacements	4	4,347	0.1%	0.6%	0.6%	0.7%
% of FP17s Relating to Continuations	24	4,347	0.6%	0.8%	0.7%	0.8%
% of Patients satisfied with the dentistry they have received	5	5	N/A	93.2%	93.6%	93.5%
% of Patients satisfied with the time they had to wait for an appointment	5	5	N/A	85.0%	86.3%	87.4%

* This is based on patients treated on this contract for their most recent course of treatment. Figures in italics indicate the base number of FP17s or Patient Questionnaire responses are less than 100. N/A is shown where the base number of responses is less than 10 during the period. % is calculated as Quantity/Base number*100

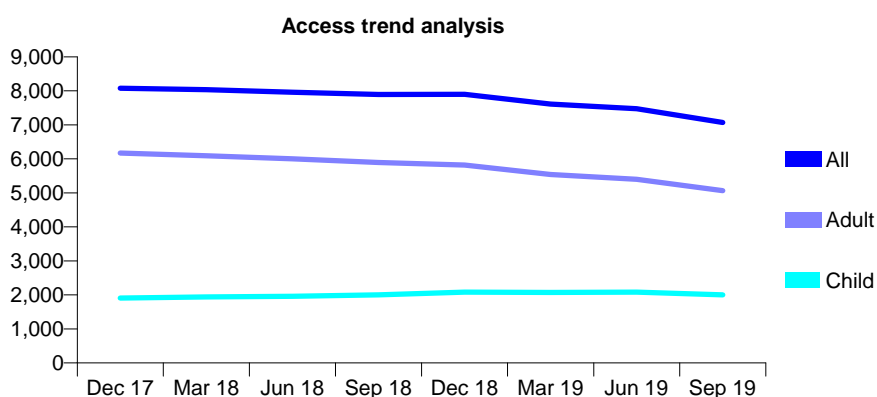
Q70 - Vital Signs At a Glance Contract Report for 112410/0001 - September 2019

Name or company name	Dale Road Oral Care Ltd
Contract type name	GDS Contract
Purpose of contract	General
Contract start date	01/09/2010
Contract end date	

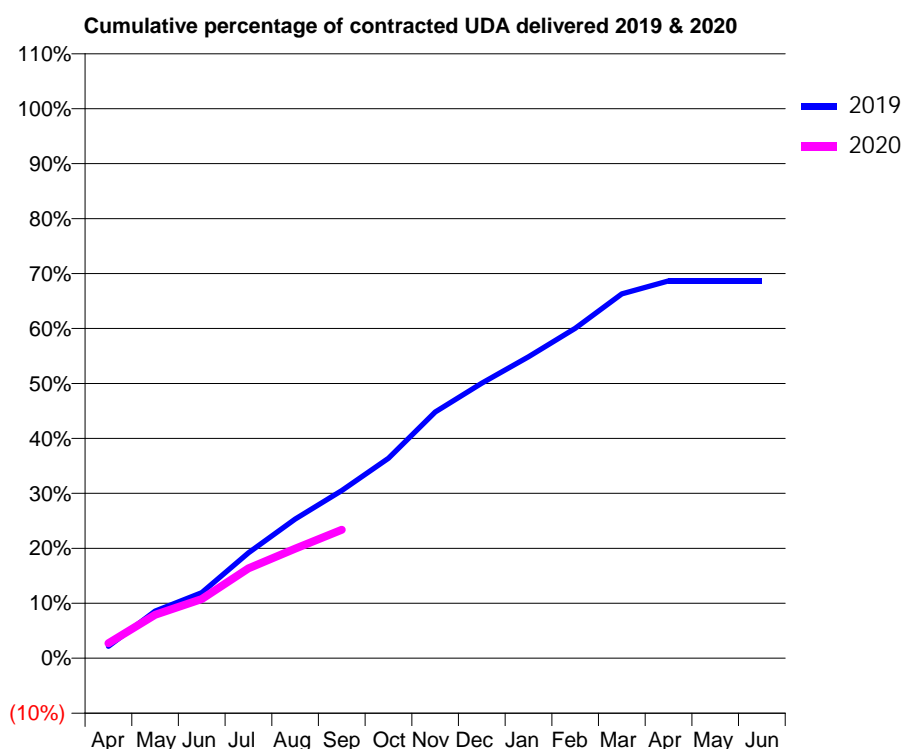
19/20 Contracted general activity (UDA)	30,000
Carry forward general activity (UDA)	0
19/20 Contracted orthodontic activity (UOA)	0
Carry forward orthodontic activity (UOA)	0
Baseline contract value	£729,424.04

ACCESS*

Patients seen in 24 months	Total	Change since previous quarter
Quarter ending September 2018	7,894	
Quarter ending December 2018	7,899	→
Quarter ending March 2019	7,611	↓
Quarter ending June 2019	7,477	↓
Quarter ending September 2019	7,067	↓
Variance since September 2018	(10.5%)	↓



ACTIVITY



Month	2019	2020
April	655	822
May	2,573	2,377
June	3,581	3,227
July	5,754	4,900
August	7,595	5,983
September	9,153	7,017
October	10,916	
November	13,440	
December	15,015	
January	16,453	
February	18,017	
March	19,887	
April	20,598	
May	20,597	
June	20,598	

QUALITY

	Quantity	Base Number	Contract	AT	Region	England
% of FP17s for the same patient ID Re-attending within 3 months - Children	107	1,343	8.0%	9.3%	10.8%	11.5%
% of FP17s for the same patient ID Re-attending within 3 months - Adults	305	2,583	11.8%	13.7%	15.2%	15.4%
% of FP17s for the same patient ID Re-attending between 3 & 9 months - Children	775	1,343	57.7%	62.8%	62.2%	59.7%
% of FP17s for the same patient ID Re-attending between 3 & 9 months - Adults	1,368	2,583	53.0%	53.3%	52.9%	51.7%
% of FP17s for Band 1 Urgent Courses	413	3,648	11.3%	10.0%	9.7%	9.2%
% of FP17s Relating to Free Repair or Replacements	14	3,648	0.4%	0.6%	0.6%	0.7%
% of FP17s Relating to Continuations	28	3,648	0.8%	0.8%	0.7%	0.8%
% of Patients satisfied with the dentistry they have received	1	1	N/A	93.2%	93.6%	93.5%
% of Patients satisfied with the time they had to wait for an appointment	1	1	N/A	85.0%	86.3%	87.4%

* This is based on patients treated on this contract for their most recent course of treatment. Figures in italics indicate the base number of FP17s or Patient Questionnaire responses are less than 100. N/A is shown where the base number of responses is less than 10 during the period. % is calculated as Quantity/Base number*100

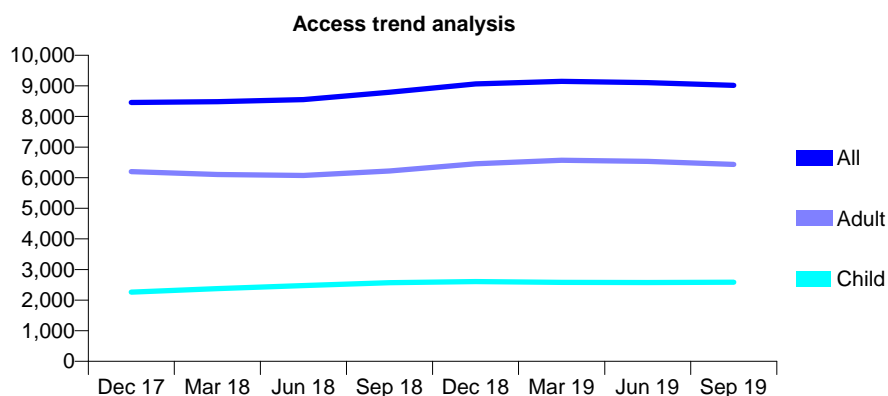
Q70 - Vital Signs At a Glance Contract Report for 112488/0004 - September 2019

Name or company name	Integrated Dental Holdings
Contract type name	GDS Contract
Purpose of contract	General
Contract start date	01/01/2009
Contract end date	

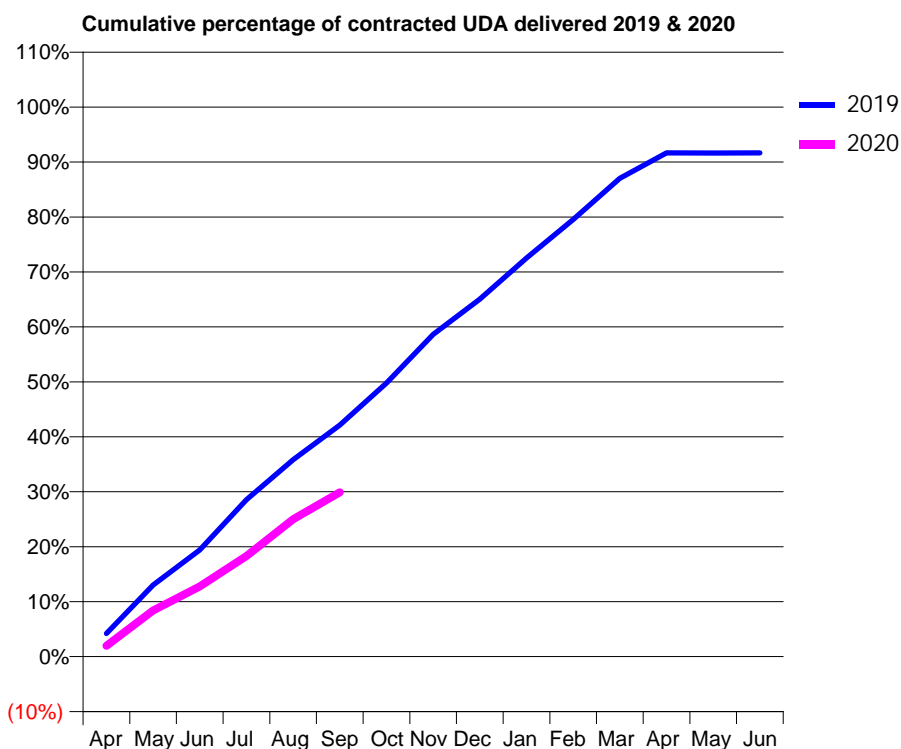
19/20 Contracted general activity (UDA)	29,968
Carry forward general activity (UDA)	0
19/20 Contracted orthodontic activity (UOA)	0
Carry forward orthodontic activity (UOA)	0
Baseline contract value	£711,619.24

ACCESS*

Patients seen in 24 months	Total	Change since previous quarter
Quarter ending September 2018	8,790	
Quarter ending December 2018	9,064	↑
Quarter ending March 2019	9,149	→
Quarter ending June 2019	9,104	→
Quarter ending September 2019	9,017	→
Variance since September 2018	2.6%	↑



ACTIVITY



Month	Adjusted Scheduled Activity (UDA)	
	2019	2020
April	1,264	591
May	3,909	2,522
June	5,820	3,829
July	8,554	5,484
August	10,734	7,495
September	12,623	8,964
October	14,918	
November	17,571	
December	19,490	
January	21,735	
February	23,844	
March	26,080	
April	27,468	
May	27,464	
June	27,469	

QUALITY

	Quantity	Base Number	Contract	AT	Region	England
% of FP17s for the same patient ID Re-attending within 3 months - Children	87	1,518	5.7%	9.3%	10.8%	11.5%
% of FP17s for the same patient ID Re-attending within 3 months - Adults	371	3,136	11.8%	13.7%	15.2%	15.4%
% of FP17s for the same patient ID Re-attending between 3 & 9 months - Children	831	1,518	54.7%	62.8%	62.2%	59.7%
% of FP17s for the same patient ID Re-attending between 3 & 9 months - Adults	1,574	3,136	50.2%	53.3%	52.9%	51.7%
% of FP17s for Band 1 Urgent Courses	373	4,073	9.2%	10.0%	9.7%	9.2%
% of FP17s Relating to Free Repair or Replacements	11	4,073	0.3%	0.6%	0.6%	0.7%
% of FP17s Relating to Continuations	16	4,073	0.4%	0.8%	0.7%	0.8%
% of Patients satisfied with the dentistry they have received	1	1	N/A	93.2%	93.6%	93.5%
% of Patients satisfied with the time they had to wait for an appointment	1	1	N/A	85.0%	86.3%	87.4%

* This is based on patients treated on this contract for their most recent course of treatment. Figures in italics indicate the base number of FP17s or Patient Questionnaire responses are less than 100. N/A is shown where the base number of responses is less than 10 during the period. % is calculated as Quantity/Base number*100

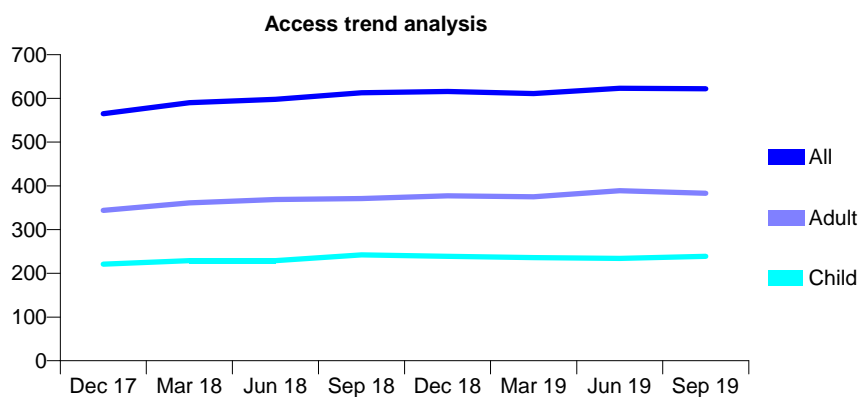
Q70 - Vital Signs At a Glance Contract Report for 112593/0001 - September 2019

Name or company name	Mrs T C Martin
Contract type name	GDS Contract
Purpose of contract	General
Contract start date	01/01/2012
Contract end date	

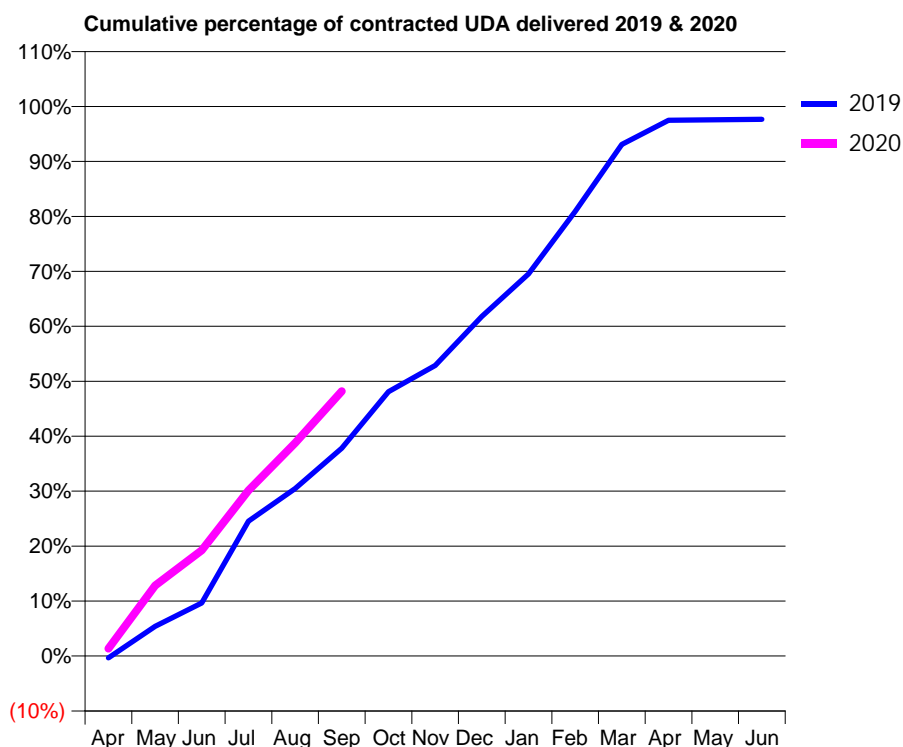
19/20 Contracted general activity (UDA)	1,407
Carry forward general activity (UDA)	33
19/20 Contracted orthodontic activity (UOA)	0
Carry forward orthodontic activity (UOA)	0
Baseline contract value	£35,938.69

ACCESS*

Patients seen in 24 months	Total	Change since previous quarter
Quarter ending September 2018	613	
Quarter ending December 2018	616	→
Quarter ending March 2019	611	→
Quarter ending June 2019	623	→
Quarter ending September 2019	622	→
Variance since September 2018	1.5%	→



ACTIVITY



Month	Adjusted Scheduled Activity (UDA)	
	2019	2020
April	-5	19
May	76	180
June	136	271
July	345	424
August	429	546
September	532	678
October	677	
November	744	
December	869	
January	978	
February	1,138	
March	1,310	
April	1,372	
May	1,373	
June	1,374	

QUALITY

	Quantity	Base Number	Contract	AT	Region	England
% of FP17s for the same patient ID Re-attending within 3 months - Children	13	189	6.9%	9.3%	10.8%	11.5%
% of FP17s for the same patient ID Re-attending within 3 months - Adults	29	272	10.7%	13.7%	15.2%	15.4%
% of FP17s for the same patient ID Re-attending between 3 & 9 months - Children	117	189	61.9%	62.8%	62.2%	59.7%
% of FP17s for the same patient ID Re-attending between 3 & 9 months - Adults	170	272	62.5%	53.3%	52.9%	51.7%
% of FP17s for Band 1 Urgent Courses	10	418	2.4%	10.0%	9.7%	9.2%
% of FP17s Relating to Free Repair or Replacements	2	418	0.5%	0.6%	0.6%	0.7%
% of FP17s Relating to Continuations	1	418	0.2%	0.8%	0.7%	0.8%
% of Patients satisfied with the dentistry they have received	0	0	N/A	93.2%	93.6%	93.5%
% of Patients satisfied with the time they had to wait for an appointment	0	0	N/A	85.0%	86.3%	87.4%

* This is based on patients treated on this contract for their most recent course of treatment. Figures in italics indicate the base number of FP17s or Patient Questionnaire responses are less than 100. N/A is shown where the base number of responses is less than 10 during the period. % is calculated as Quantity/Base number*100

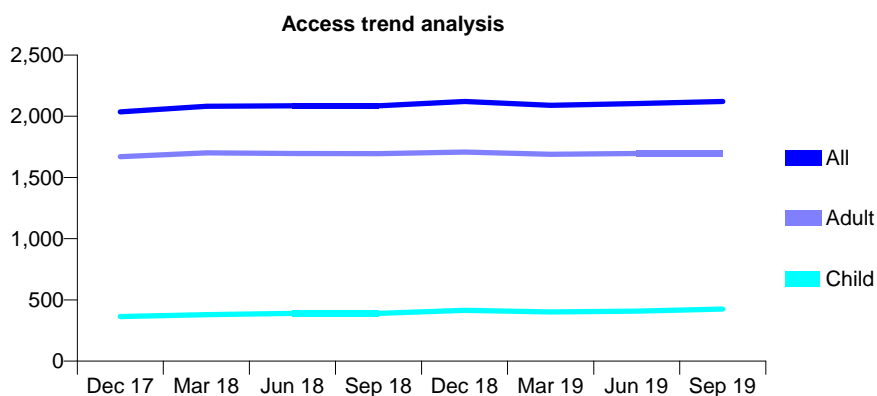
Q70 - Vital Signs At a Glance Contract Report for 112690/0001 - September 2019

Name or company name	The Grove Dental Practice
Contract type name	GDS Contract
Purpose of contract	General
Contract start date	28/03/2014
Contract end date	

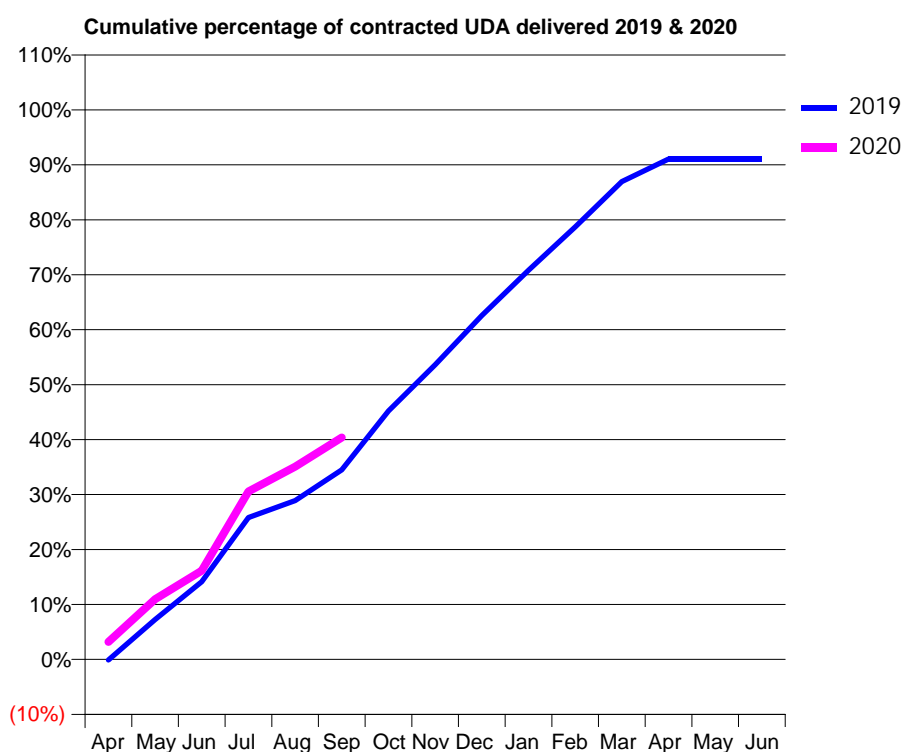
19/20 Contracted general activity (UDA)	5,028
Carry forward general activity (UDA)	0
19/20 Contracted orthodontic activity (UOA)	0
Carry forward orthodontic activity (UOA)	0
Baseline contract value	£119,677.83

ACCESS*

Patients seen in 24 months	Total	Change since previous quarter
Quarter ending September 2018	2,085	
Quarter ending December 2018	2,121	→
Quarter ending March 2019	2,090	↓
Quarter ending June 2019	2,104	→
Quarter ending September 2019	2,121	→
Variance since September 2018	1.7%	→



ACTIVITY



Month	Adjusted Scheduled Activity (UDA)	
	2019	2020
April	-6	161
May	365	551
June	711	812
July	1,298	1,537
August	1,453	1,764
September	1,734	2,030
October	2,273	
November	2,695	
December	3,146	
January	3,560	
February	3,958	
March	4,371	
April	4,578	
May	4,577	
June	4,577	

QUALITY

	Quantity	Base Number	Contract	AT	Region	England
% of FP17s for the same patient ID Re-attending within 3 months - Children	15	337	4.5%	9.3%	10.8%	11.5%
% of FP17s for the same patient ID Re-attending within 3 months - Adults	125	1,112	11.2%	13.7%	15.2%	15.4%
% of FP17s for the same patient ID Re-attending between 3 & 9 months - Children	241	337	71.5%	62.8%	62.2%	59.7%
% of FP17s for the same patient ID Re-attending between 3 & 9 months - Adults	633	1,112	56.9%	53.3%	52.9%	51.7%
% of FP17s for Band 1 Urgent Courses	184	1,348	13.6%	10.0%	9.7%	9.2%
% of FP17s Relating to Free Repair or Replacements	6	1,348	0.4%	0.6%	0.6%	0.7%
% of FP17s Relating to Continuations	0	1,348	0.0%	0.8%	0.7%	0.8%
% of Patients satisfied with the dentistry they have received	1	1	N/A	93.2%	93.6%	93.5%
% of Patients satisfied with the time they had to wait for an appointment	1	1	N/A	85.0%	86.3%	87.4%

* This is based on patients treated on this contract for their most recent course of treatment. Figures in italics indicate the base number of FP17s or Patient Questionnaire responses are less than 100. N/A is shown where the base number of responses is less than 10 during the period. % is calculated as Quantity/Base number*100

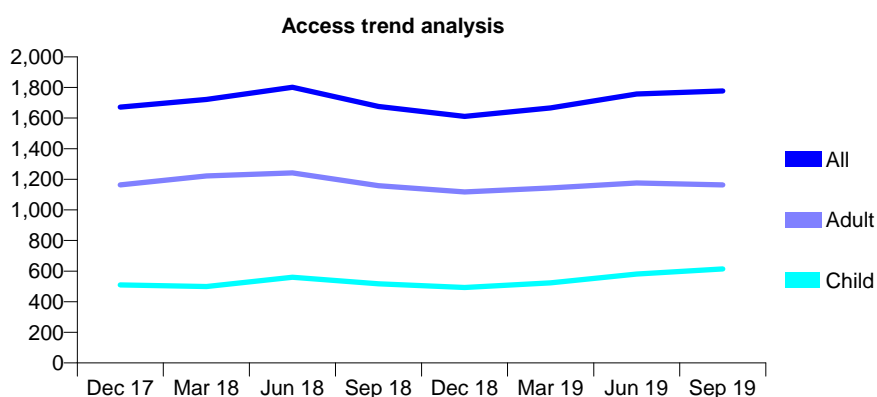
Q70 - Vital Signs At a Glance Contract Report for 112844/0001 - September 2019

Name or company name	Tadley Dental Care
Contract type name	GDS Contract
Purpose of contract	General
Contract start date	09/03/2012
Contract end date	

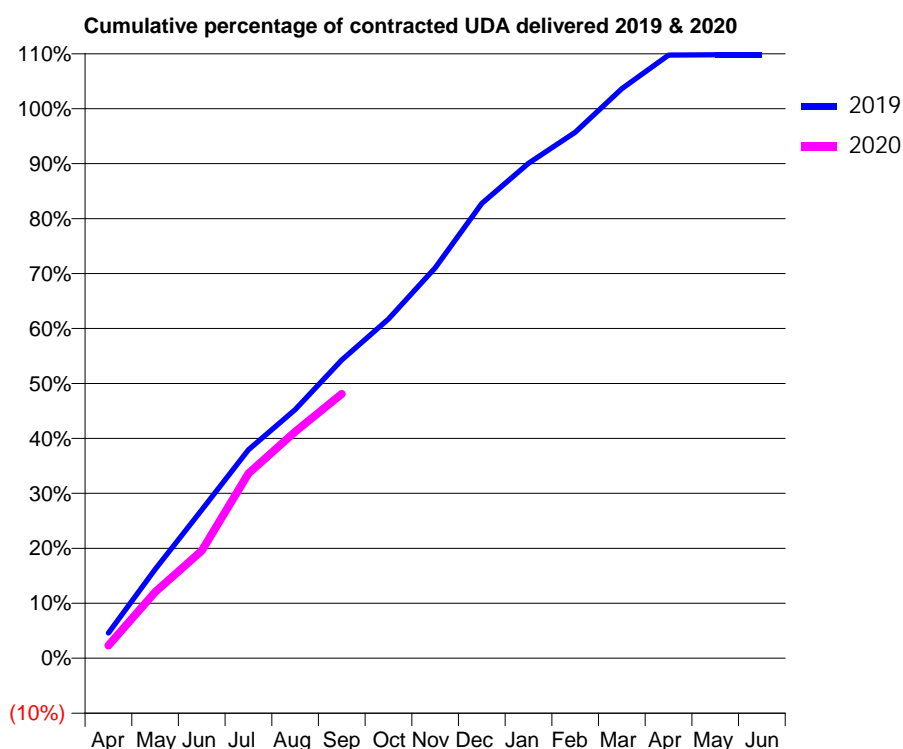
19/20 Contracted general activity (UDA)	4,130
Carry forward general activity (UDA)	0
19/20 Contracted orthodontic activity (UOA)	0
Carry forward orthodontic activity (UOA)	0
Baseline contract value	£111,271.19

ACCESS*

Patients seen in 24 months	Total	Change since previous quarter
Quarter ending September 2018	1,675	
Quarter ending December 2018	1,611	↓
Quarter ending March 2019	1,667	↑
Quarter ending June 2019	1,757	↑
Quarter ending September 2019	1,777	→
Variance since September 2018	6.1%	↑



ACTIVITY



Month	2019	2020
April	190	96
May	668	498
June	1,115	808
July	1,567	1,389
August	1,869	1,702
September	2,242	1,986
October	2,549	
November	2,934	
December	3,417	
January	3,720	
February	3,953	
March	4,280	
April	4,533	
May	4,535	
June	4,535	

QUALITY

	Quantity	Base Number	Contract	AT	Region	England
% of FP17s for the same patient ID Re-attending within 3 months - Children	17	548	3.1%	9.3%	10.8%	11.5%
% of FP17s for the same patient ID Re-attending within 3 months - Adults	48	842	5.7%	13.7%	15.2%	15.4%
% of FP17s for the same patient ID Re-attending between 3 & 9 months - Children	169	548	30.8%	62.8%	62.2%	59.7%
% of FP17s for the same patient ID Re-attending between 3 & 9 months - Adults	250	842	29.7%	53.3%	52.9%	51.7%
% of FP17s for Band 1 Urgent Courses	41	1,232	3.3%	10.0%	9.7%	9.2%
% of FP17s Relating to Free Repair or Replacements	6	1,232	0.5%	0.6%	0.6%	0.7%
% of FP17s Relating to Continuations	3	1,232	0.2%	0.8%	0.7%	0.8%
% of Patients satisfied with the dentistry they have received	0	0	N/A	93.2%	93.6%	93.5%
% of Patients satisfied with the time they had to wait for an appointment	0	0	N/A	85.0%	86.3%	87.4%

* This is based on patients treated on this contract for their most recent course of treatment.

Figures in italics indicate the base number of FP17s or Patient Questionnaire responses are less than 100. N/A is shown where the base number of responses is less than 10 during the period. % is calculated as Quantity/Base number*100

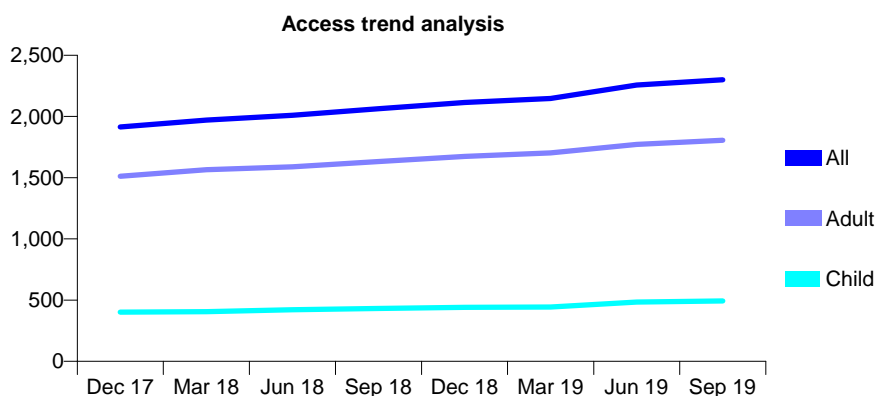
Q70 - Vital Signs At a Glance Contract Report for 115304/0001 - September 2019

Name or company name	Ms A Modarresi-Tehrani
Contract type name	GDS Contract
Purpose of contract	General
Contract start date	10/08/2012
Contract end date	

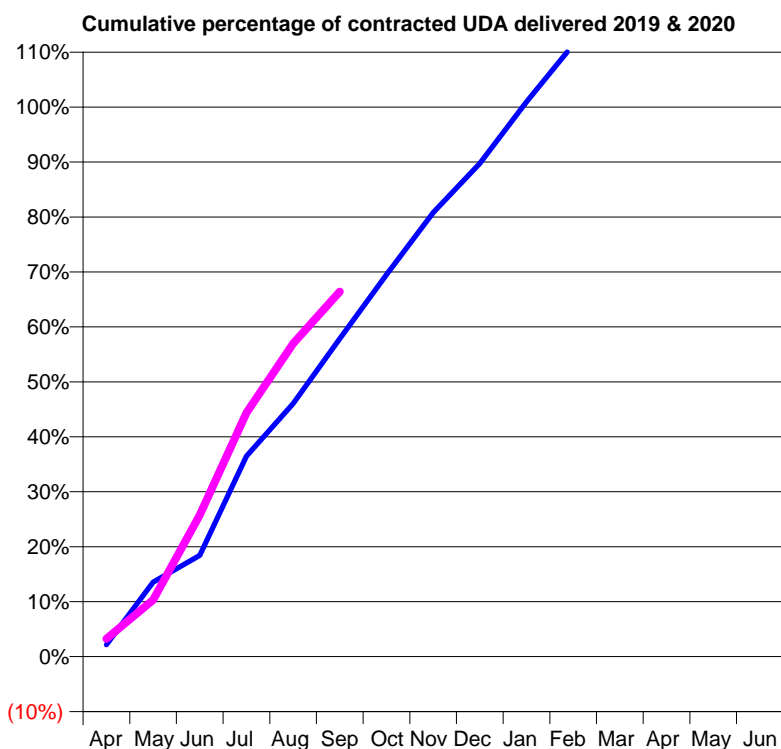
19/20 Contracted general activity (UDA)	4,462
Carry forward general activity (UDA)	0
19/20 Contracted orthodontic activity (UOA)	0
Carry forward orthodontic activity (UOA)	0
Baseline contract value	£121,140.58

ACCESS*

Patients seen in 24 months	Total	Change since previous quarter
Quarter ending September 2018	2,064	
Quarter ending December 2018	2,115	↑
Quarter ending March 2019	2,147	→
Quarter ending June 2019	2,256	↑
Quarter ending September 2019	2,300	→
Variance since September 2018	11.4%	↑



ACTIVITY



Month	Adjusted Scheduled Activity (UDA)	
	2019	2020
April	97	144
May	605	461
June	823	1,149
July	1,628	1,980
August	2,055	2,541
September	2,581	2,963
October	3,101	
November	3,605	
December	4,003	
January	4,505	
February	4,968	
March	5,532	
April	5,671	
May	5,671	
June	5,672	

QUALITY

	Quantity	Base Number	Contract	AT	Region	England
% of FP17s for the same patient ID Re-attending within 3 months - Children	11	307	3.6%	9.3%	10.8%	11.5%
% of FP17s for the same patient ID Re-attending within 3 months - Adults	148	1,182	12.5%	13.7%	15.2%	15.4%
% of FP17s for the same patient ID Re-attending between 3 & 9 months - Children	148	307	48.2%	62.8%	62.2%	59.7%
% of FP17s for the same patient ID Re-attending between 3 & 9 months - Adults	575	1,182	48.6%	53.3%	52.9%	51.7%
% of FP17s for Band 1 Urgent Courses	80	1,406	5.7%	10.0%	9.7%	9.2%
% of FP17s Relating to Free Repair or Replacements	0	1,406	0.0%	0.6%	0.6%	0.7%
% of FP17s Relating to Continuations	3	1,406	0.2%	0.8%	0.7%	0.8%
% of Patients satisfied with the dentistry they have received	0	0	N/A	93.2%	93.6%	93.5%
% of Patients satisfied with the time they had to wait for an appointment	0	0	N/A	85.0%	86.3%	87.4%

* This is based on patients treated on this contract for their most recent course of treatment. Figures in italics indicate the base number of FP17s or Patient Questionnaire responses are less than 100. N/A is shown where the base number of responses is less than 10 during the period. % is calculated as Quantity/Base number*100

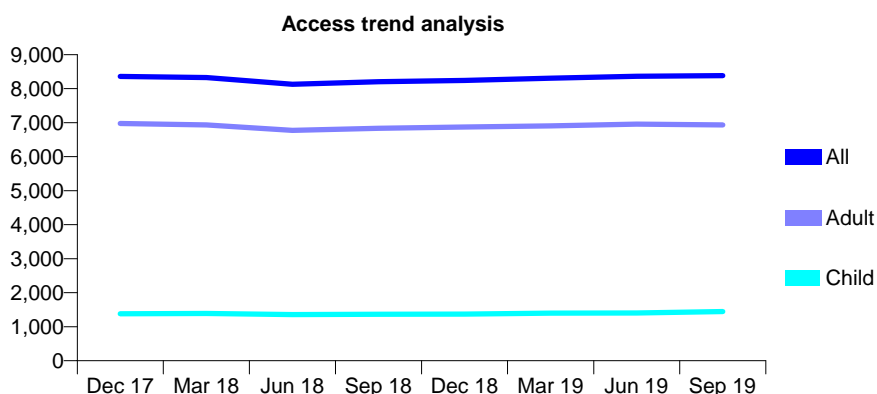
Q70 - Vital Signs At a Glance Contract Report for 115363/0001 - September 2019

Name or company name	Holmoak Dental Practice
Contract type name	GDS Contract
Purpose of contract	General
Contract start date	01/04/2009
Contract end date	

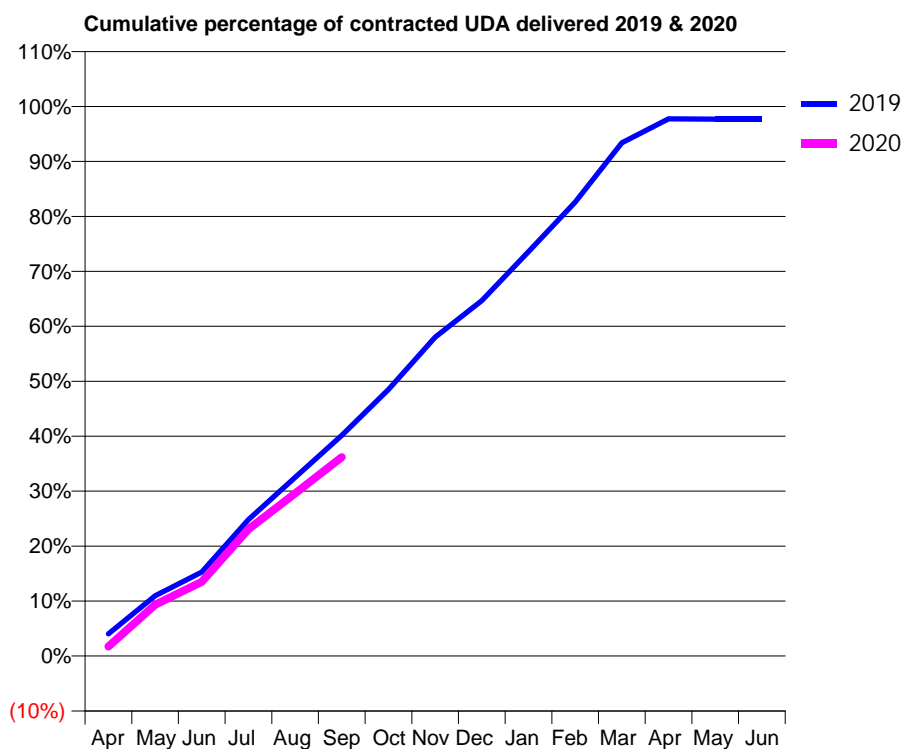
19/20 Contracted general activity (UDA)	28,000
Carry forward general activity (UDA)	646
19/20 Contracted orthodontic activity (UOA)	0
Carry forward orthodontic activity (UOA)	0
Baseline contract value	£745,715.81

ACCESS*

Patients seen in 24 months	Total	Change since previous quarter
Quarter ending September 2018	8,206	
Quarter ending December 2018	8,241	→
Quarter ending March 2019	8,308	→
Quarter ending June 2019	8,364	→
Quarter ending September 2019	8,382	→
Variance since September 2018	2.1%	↑



ACTIVITY



Month	Adjusted Scheduled Activity (UDA)	
	2019	2020
April	1,132	489
May	3,068	2,609
June	4,274	3,782
July	6,955	6,467
August	9,099	8,294
September	11,244	10,132
October	13,580	
November	16,250	
December	18,102	
January	20,596	
February	23,130	
March	26,151	
April	27,365	
May	27,353	
June	27,354	

QUALITY

	Quantity	Base Number	Contract	AT	Region	England
% of FP17s for the same patient ID Re-attending within 3 months - Children	85	1,079	7.9%	9.3%	10.8%	11.5%
% of FP17s for the same patient ID Re-attending within 3 months - Adults	805	5,037	16.0%	13.7%	15.2%	15.4%
% of FP17s for the same patient ID Re-attending between 3 & 9 months - Children	694	1,079	64.3%	62.8%	62.2%	59.7%
% of FP17s for the same patient ID Re-attending between 3 & 9 months - Adults	2,956	5,037	58.7%	53.3%	52.9%	51.7%
% of FP17s for Band 1 Urgent Courses	662	5,608	11.8%	10.0%	9.7%	9.2%
% of FP17s Relating to Free Repair or Replacements	44	5,608	0.8%	0.6%	0.6%	0.7%
% of FP17s Relating to Continuations	46	5,608	0.8%	0.8%	0.7%	0.8%
% of Patients satisfied with the dentistry they have received	4	4	N/A	93.2%	93.6%	93.5%
% of Patients satisfied with the time they had to wait for an appointment	4	4	N/A	85.0%	86.3%	87.4%

* This is based on patients treated on this contract for their most recent course of treatment. Figures in italics indicate the base number of FP17s or Patient Questionnaire responses are less than 100. N/A is shown where the base number of responses is less than 10 during the period. % is calculated as Quantity/Base number*100

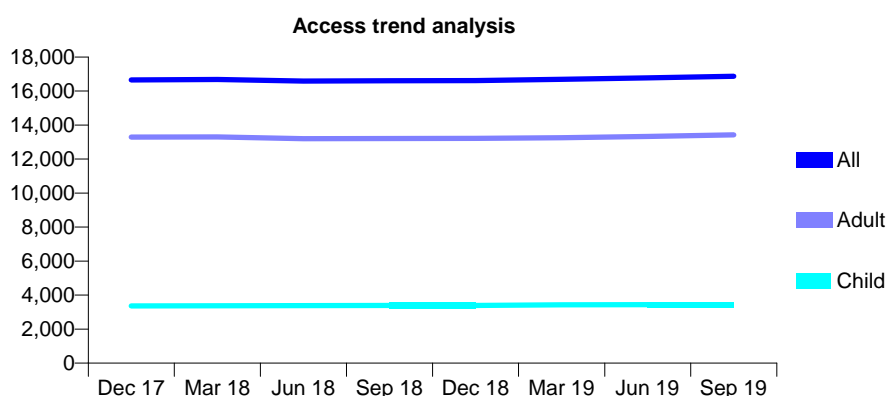
Q70 - Vital Signs At a Glance Contract Report for 116718/0001 - September 2019

Name or company name	St James Dental Partnership
Contract type name	Pilot Contract
Purpose of contract	General and Orthodontic
Contract start date	01/01/2011
Contract end date	

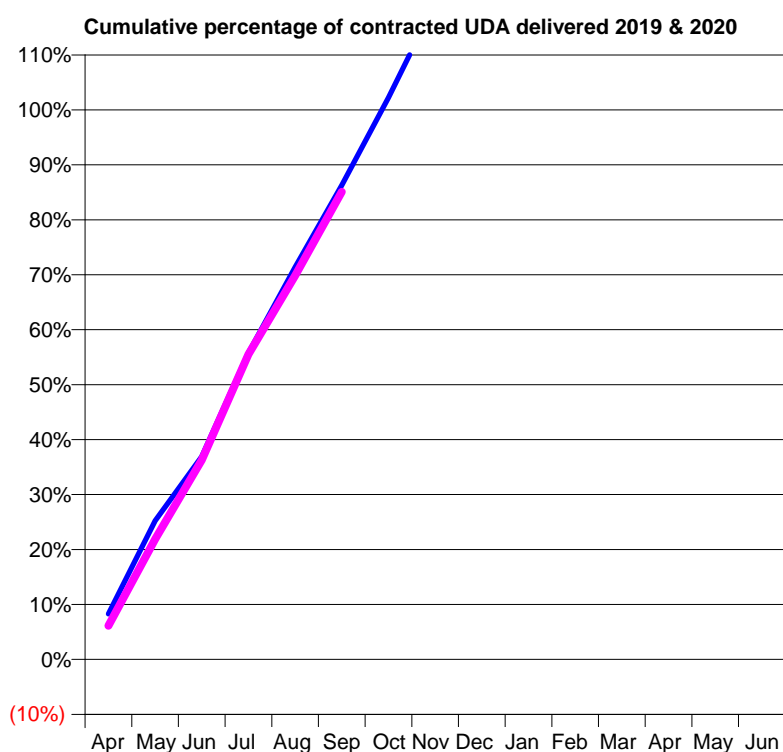
19/20 Contracted general activity (UDA)	21,572
Carry forward general activity (UDA)	0
19/20 Contracted orthodontic activity (UOA)	0
Carry forward orthodontic activity (UOA)	0
Baseline contract value	£1,908,767.73

ACCESS*

Patients seen in 24 months	Total	Change since previous quarter
Quarter ending September 2018	16,606	
Quarter ending December 2018	16,615	→
Quarter ending March 2019	16,693	→
Quarter ending June 2019	16,771	→
Quarter ending September 2019	16,864	→
Variance since September 2018	1.6%	→



ACTIVITY



Month	2019	2020
April	1,787	1,320
May	5,444	4,718
June	7,966	7,824
July	12,034	11,977
August	15,405	15,067
September	18,612	18,355
October	22,051	
November	25,746	
December	28,485	
January	31,900	
February	35,134	
March	38,834	
April	40,111	
May	40,118	
June	40,121	

QUALITY

	Quantity	Base Number	Contract	AT	Region	England
% of FP17s for the same patient ID Re-attending within 3 months - Children	96	2,632	3.6%	9.3%	10.8%	11.5%
% of FP17s for the same patient ID Re-attending within 3 months - Adults	893	7,300	12.2%	13.7%	15.2%	15.4%
% of FP17s for the same patient ID Re-attending between 3 & 9 months - Children	1,726	2,632	65.6%	62.8%	62.2%	59.7%
% of FP17s for the same patient ID Re-attending between 3 & 9 months - Adults	2,491	7,300	34.1%	53.3%	52.9%	51.7%
% of FP17s for Band 1 Urgent Courses	2	9,257	0.0%	10.0%	9.7%	9.2%
% of FP17s Relating to Free Repair or Replacements	48	9,257	0.5%	0.6%	0.6%	0.7%
% of FP17s Relating to Continuations	383	9,257	4.1%	0.8%	0.7%	0.8%
% of Patients satisfied with the dentistry they have received	6	7	N/A	93.2%	93.6%	93.5%
% of Patients satisfied with the time they had to wait for an appointment	7	7	N/A	85.0%	86.3%	87.4%

* This is based on patients treated on this contract for their most recent course of treatment. Figures in italics indicate the base number of FP17s or Patient Questionnaire responses are less than 100. N/A is shown where the base number of responses is less than 10 during the period. % is calculated as Quantity/Base number*100

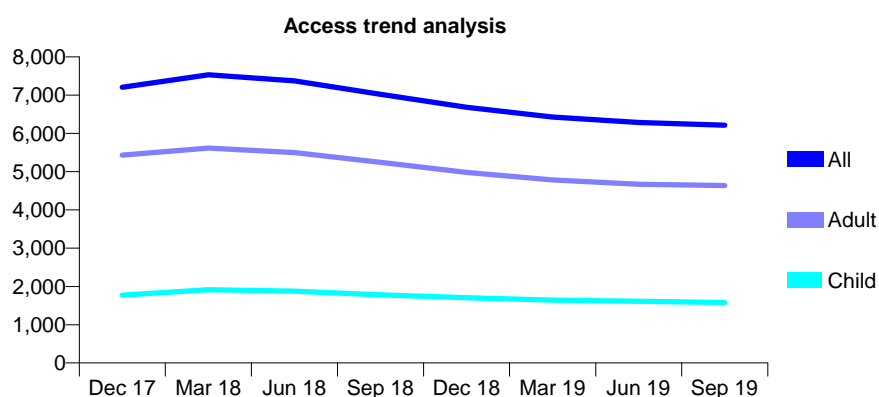
Q70 - Vital Signs At a Glance Contract Report for 118060/0025 - September 2019

Name or company name	Genix Healthcare Ltd
Contract type name	GDS Contract
Purpose of contract	General
Contract start date	24/01/2011
Contract end date	

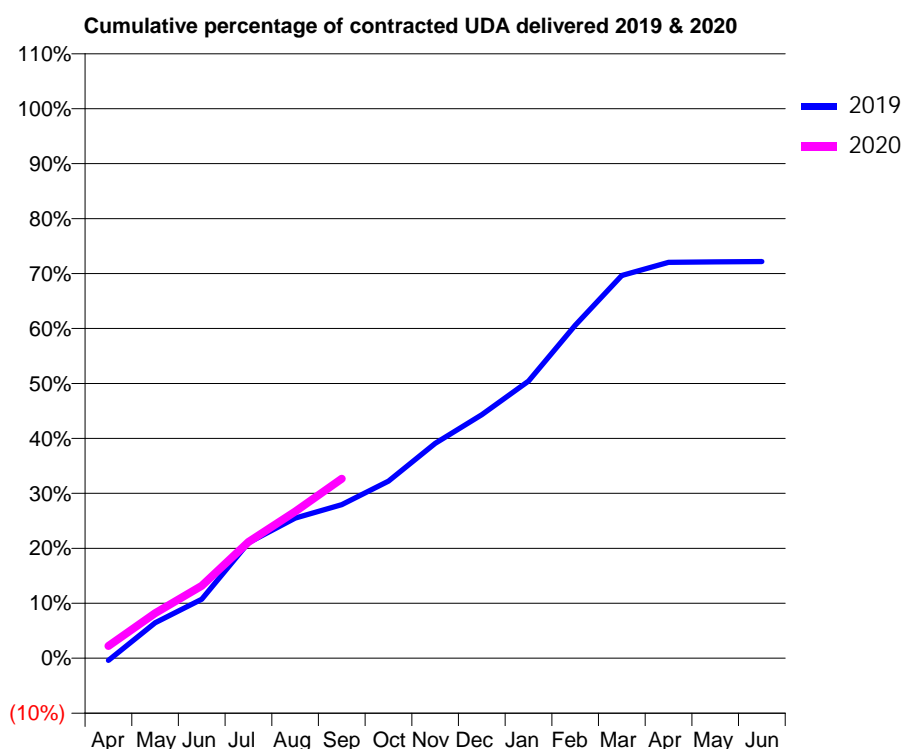
19/20 Contracted general activity (UDA)	21,000
Carry forward general activity (UDA)	0
19/20 Contracted orthodontic activity (UOA)	0
Carry forward orthodontic activity (UOA)	0
Baseline contract value	£542,952.28

ACCESS*

Patients seen in 24 months	Total	Change since previous quarter
Quarter ending September 2018	7,023	
Quarter ending December 2018	6,683	↓
Quarter ending March 2019	6,426	↓
Quarter ending June 2019	6,282	↓
Quarter ending September 2019	6,214	↓
Variance since September 2018	(11.5%)	↓



ACTIVITY



Month	2019	2020
April	-92	473
May	1,356	1,727
June	2,254	2,771
July	4,412	4,443
August	5,356	5,607
September	5,867	6,863
October	6,767	
November	8,211	
December	9,310	
January	10,591	
February	12,723	
March	14,622	
April	15,127	
May	15,147	
June	15,158	

QUALITY

	Quantity	Base Number	Contract	AT	Region	England
% of FP17s for the same patient ID Re-attending within 3 months - Children	46	899	5.1%	9.3%	10.8%	11.5%
% of FP17s for the same patient ID Re-attending within 3 months - Adults	268	2,630	10.2%	13.7%	15.2%	15.4%
% of FP17s for the same patient ID Re-attending between 3 & 9 months - Children	500	899	55.6%	62.8%	62.2%	59.7%
% of FP17s for the same patient ID Re-attending between 3 & 9 months - Adults	1,389	2,630	52.8%	53.3%	52.9%	51.7%
% of FP17s for Band 1 Urgent Courses	259	3,291	7.9%	10.0%	9.7%	9.2%
% of FP17s Relating to Free Repair or Replacements	4	3,291	0.1%	0.6%	0.6%	0.7%
% of FP17s Relating to Continuations	0	3,291	0.0%	0.8%	0.7%	0.8%
% of Patients satisfied with the dentistry they have received	2	2	N/A	93.2%	93.6%	93.5%
% of Patients satisfied with the time they had to wait for an appointment	2	2	N/A	85.0%	86.3%	87.4%

* This is based on patients treated on this contract for their most recent course of treatment.

Figures in italics indicate the base number of FP17s or Patient Questionnaire responses are less than 100. N/A is shown where the base number of responses is less than 10 during the period. % is calculated as Quantity/Base number*100

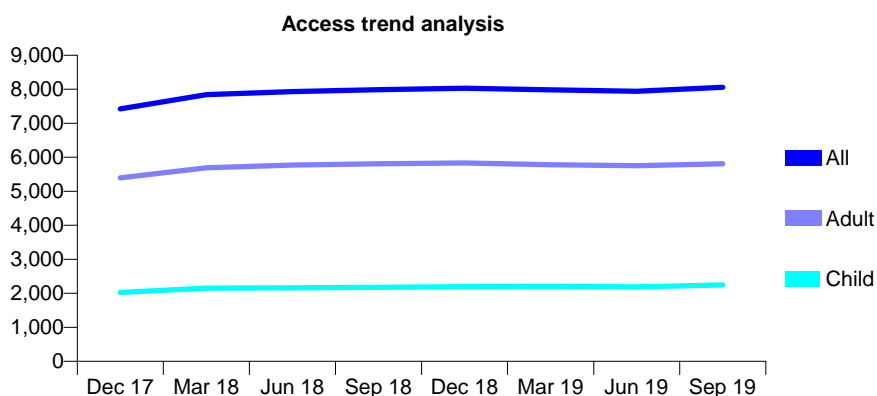
Q70 - Vital Signs At a Glance Contract Report for 118060/0026 - September 2019

Name or company name	Genix Healthcare Ltd
Contract type name	GDS Contract
Purpose of contract	General
Contract start date	01/04/2011
Contract end date	

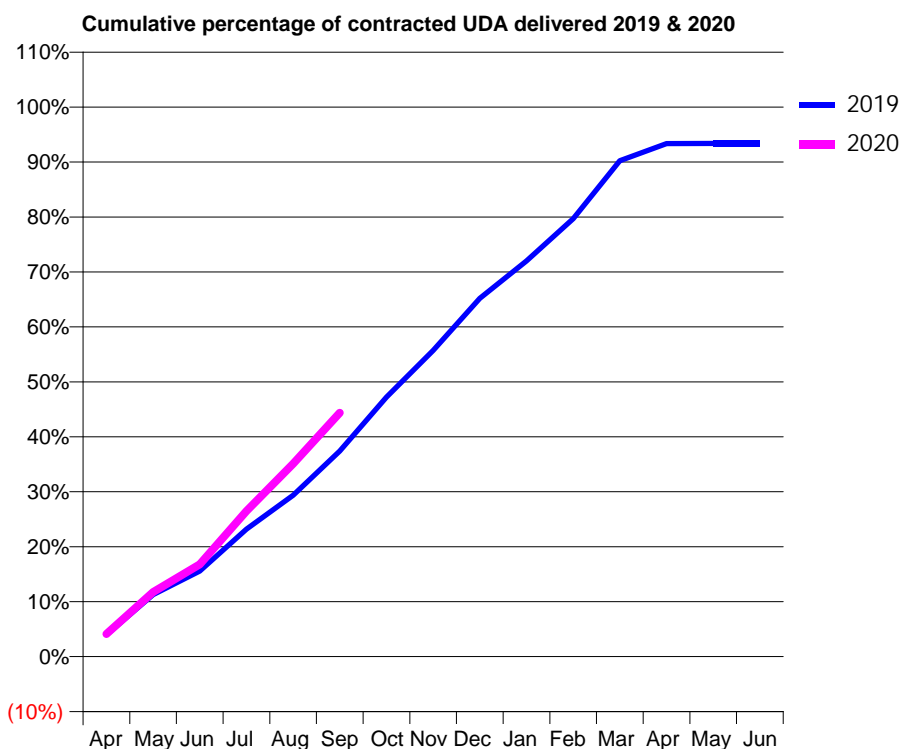
19/20 Contracted general activity (UDA)	21,000
Carry forward general activity (UDA)	0
19/20 Contracted orthodontic activity (UOA)	0
Carry forward orthodontic activity (UOA)	0
Baseline contract value	£542,952.28

ACCESS*

Patients seen in 24 months	Total	Change since previous quarter
Quarter ending September 2018	7,985	
Quarter ending December 2018	8,029	→
Quarter ending March 2019	7,981	→
Quarter ending June 2019	7,939	→
Quarter ending September 2019	8,056	→
Variance since September 2018	0.9%	→



ACTIVITY



Month	Adjusted Scheduled Activity (UDA)	
	2019	2020
April	837	865
May	2,370	2,469
June	3,271	3,529
July	4,875	5,563
August	6,168	7,371
September	7,855	9,317
October	9,920	
November	11,701	
December	13,693	
January	15,124	
February	16,736	
March	18,950	
April	19,601	
May	19,608	
June	19,614	

QUALITY

	Quantity	Base Number	Contract	AT	Region	England
% of FP17s for the same patient ID Re-attending within 3 months - Children	72	1,638	4.4%	9.3%	10.8%	11.5%
% of FP17s for the same patient ID Re-attending within 3 months - Adults	337	3,556	9.5%	13.7%	15.2%	15.4%
% of FP17s for the same patient ID Re-attending between 3 & 9 months - Children	1,012	1,638	61.8%	62.8%	62.2%	59.7%
% of FP17s for the same patient ID Re-attending between 3 & 9 months - Adults	1,912	3,556	53.8%	53.3%	52.9%	51.7%
% of FP17s for Band 1 Urgent Courses	459	4,854	9.5%	10.0%	9.7%	9.2%
% of FP17s Relating to Free Repair or Replacements	30	4,854	0.6%	0.6%	0.6%	0.7%
% of FP17s Relating to Continuations	17	4,854	0.4%	0.8%	0.7%	0.8%
% of Patients satisfied with the dentistry they have received	2	2	N/A	93.2%	93.6%	93.5%
% of Patients satisfied with the time they had to wait for an appointment	1	2	N/A	85.0%	86.3%	87.4%

* This is based on patients treated on this contract for their most recent course of treatment. Figures in italics indicate the base number of FP17s or Patient Questionnaire responses are less than 100. N/A is shown where the base number of responses is less than 10 during the period. % is calculated as Quantity/Base number*100

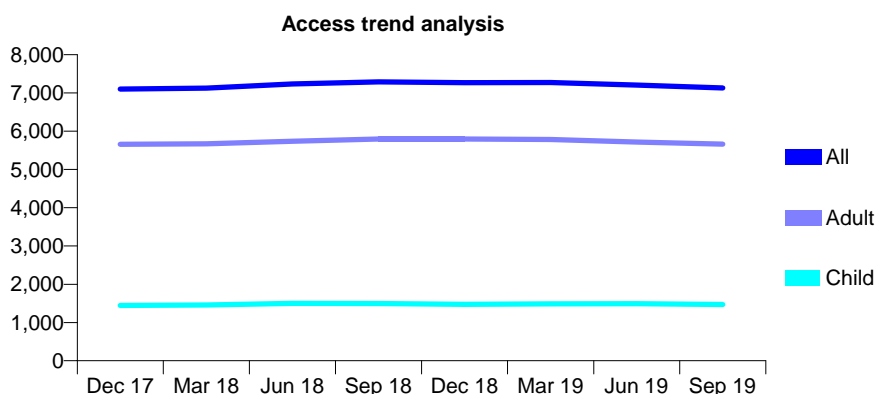
Q70 - Vital Signs At a Glance Contract Report for 118133/0001 - September 2019

Name or company name	Mrs P Oghabi Sajjadi & Ms P Soltani
Contract type name	GDS Contract
Purpose of contract	General
Contract start date	01/11/2010
Contract end date	

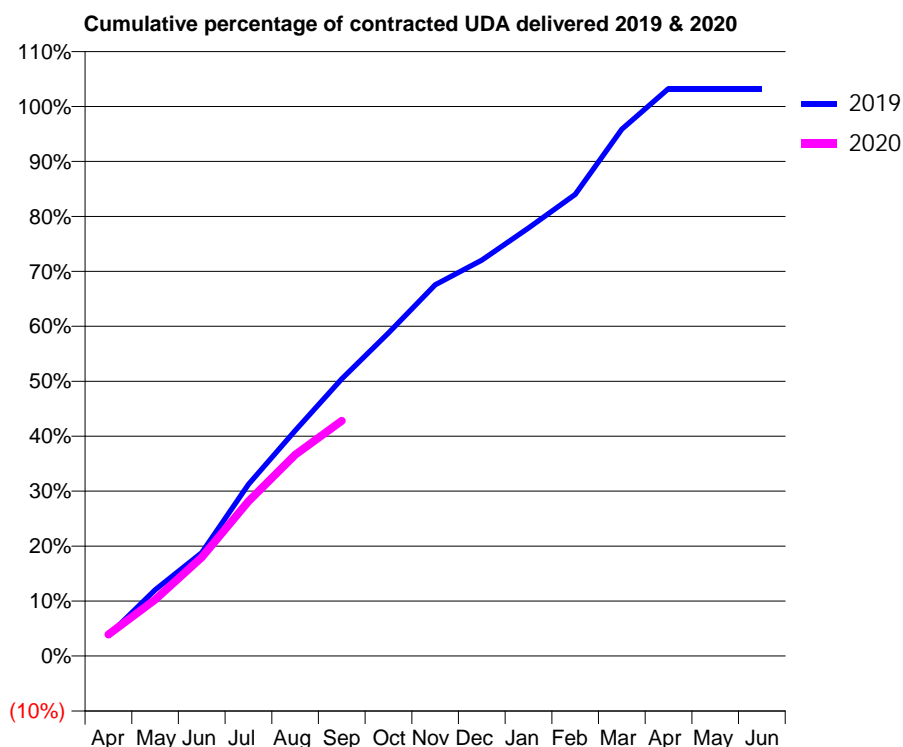
19/20 Contracted general activity (UDA)	23,000
Carry forward general activity (UDA)	0
19/20 Contracted orthodontic activity (UOA)	0
Carry forward orthodontic activity (UOA)	0
Baseline contract value	£576,962.67

ACCESS*

Patients seen in 24 months	Total	Change since previous quarter
Quarter ending September 2018	7,288	
Quarter ending December 2018	7,270	→
Quarter ending March 2019	7,274	→
Quarter ending June 2019	7,207	→
Quarter ending September 2019	7,132	↓
Variance since September 2018	(2.1%)	↓



ACTIVITY



Month	Adjusted Scheduled Activity (UDA)	
	2019	2020
April	860	903
May	2,773	2,363
June	4,321	4,135
July	7,184	6,471
August	9,437	8,425
September	11,596	9,842
October	13,523	
November	15,536	
December	16,568	
January	17,915	
February	19,318	
March	22,049	
April	23,745	
May	23,746	
June	23,747	

QUALITY

	Quantity	Base Number	Contract	AT	Region	England
% of FP17s for the same patient ID Re-attending within 3 months - Children	41	969	4.2%	9.3%	10.8%	11.5%
% of FP17s for the same patient ID Re-attending within 3 months - Adults	369	3,653	10.1%	13.7%	15.2%	15.4%
% of FP17s for the same patient ID Re-attending between 3 & 9 months - Children	640	969	66.0%	62.8%	62.2%	59.7%
% of FP17s for the same patient ID Re-attending between 3 & 9 months - Adults	2,280	3,653	62.4%	53.3%	52.9%	51.7%
% of FP17s for Band 1 Urgent Courses	305	4,173	7.3%	10.0%	9.7%	9.2%
% of FP17s Relating to Free Repair or Replacements	19	4,173	0.5%	0.6%	0.6%	0.7%
% of FP17s Relating to Continuations	28	4,173	0.7%	0.8%	0.7%	0.8%
% of Patients satisfied with the dentistry they have received	1	1	N/A	93.2%	93.6%	93.5%
% of Patients satisfied with the time they had to wait for an appointment	1	1	N/A	85.0%	86.3%	87.4%

* This is based on patients treated on this contract for their most recent course of treatment. Figures in italics indicate the base number of FP17s or Patient Questionnaire responses are less than 100. N/A is shown where the base number of responses is less than 10 during the period. % is calculated as Quantity/Base number*100

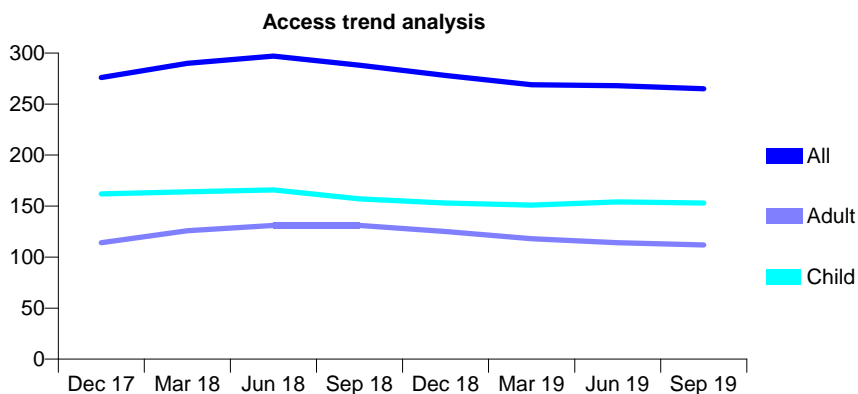
Q70 - Vital Signs At a Glance Contract Report for 118451/0001 - September 2019

Name or company name	Adriana Lackova
Contract type name	GDS Contract
Purpose of contract	General
Contract start date	01/07/2011
Contract end date	

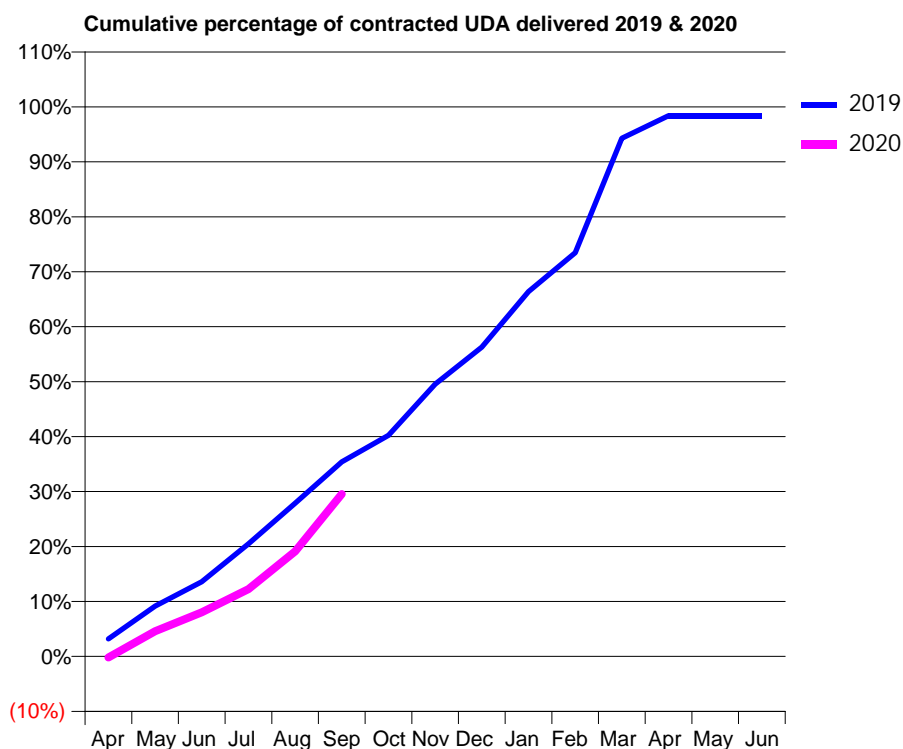
19/20 Contracted general activity (UDA)	1,000
Carry forward general activity (UDA)	16
19/20 Contracted orthodontic activity (UOA)	0
Carry forward orthodontic activity (UOA)	0
Baseline contract value	£19,924.73

ACCESS*

Patients seen in 24 months	Total	Change since previous quarter
Quarter ending September 2018	288	
Quarter ending December 2018	278	↓
Quarter ending March 2019	269	↓
Quarter ending June 2019	268	→
Quarter ending September 2019	265	↓
Variance since September 2018	(8.0%)	↓



ACTIVITY



Month	Adjusted Scheduled Activity (UDA)	
	2019	2020
April	32	-2
May	92	46
June	136	80
July	205	122
August	279	191
September	354	295
October	402	
November	496	
December	563	
January	664	
February	735	
March	943	
April	984	
May	984	
June	984	

QUALITY

	Quantity	Base Number	Contract	AT	Region	England
% of FP17s for the same patient ID Re-attending within 3 months - Children	25	133	18.8%	9.3%	10.8%	11.5%
% of FP17s for the same patient ID Re-attending within 3 months - Adults	5	48	10.4%	13.7%	15.2%	15.4%
% of FP17s for the same patient ID Re-attending between 3 & 9 months - Children	81	133	60.9%	62.8%	62.2%	59.7%
% of FP17s for the same patient ID Re-attending between 3 & 9 months - Adults	31	48	64.6%	53.3%	52.9%	51.7%
% of FP17s for Band 1 Urgent Courses	2	165	1.2%	10.0%	9.7%	9.2%
% of FP17s Relating to Free Repair or Replacements	0	165	0.0%	0.6%	0.6%	0.7%
% of FP17s Relating to Continuations	0	165	0.0%	0.8%	0.7%	0.8%
% of Patients satisfied with the dentistry they have received	0	0	N/A	93.2%	93.6%	93.5%
% of Patients satisfied with the time they had to wait for an appointment	0	0	N/A	85.0%	86.3%	87.4%

* This is based on patients treated on this contract for their most recent course of treatment. Figures in italics indicate the base number of FP17s or Patient Questionnaire responses are less than 100. N/A is shown where the base number of responses is less than 10 during the period. % is calculated as Quantity/Base number*100

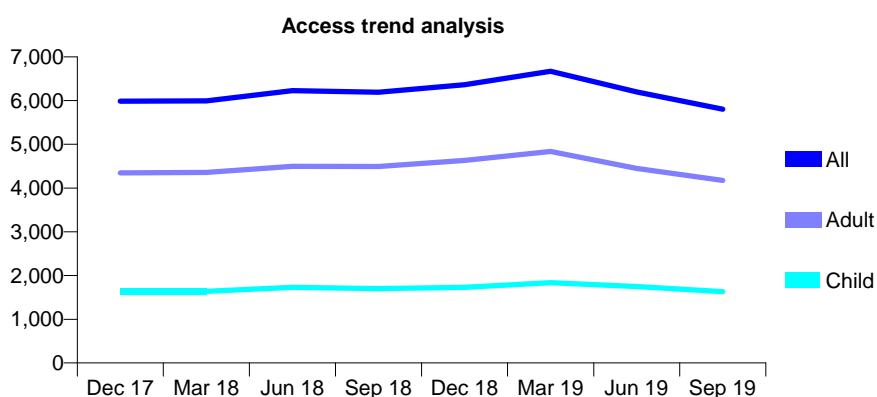
Q70 - Vital Signs At a Glance Contract Report for 119016/0001 - September 2019

Name or company name	Alton Dental Ltd
Contract type name	GDS Contract
Purpose of contract	General
Contract start date	01/12/2010
Contract end date	

19/20 Contracted general activity (UDA)	9,051
Carry forward general activity (UDA)	0
19/20 Contracted orthodontic activity (UOA)	0
Carry forward orthodontic activity (UOA)	0
Baseline contract value	£303,229.65

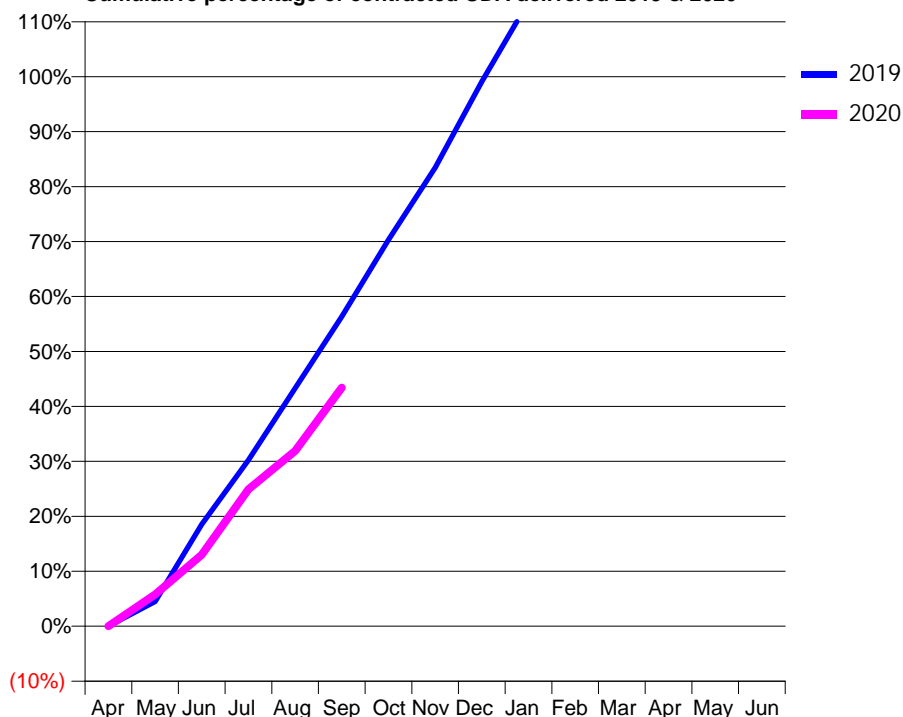
ACCESS*

Patients seen in 24 months	Total	Change since previous quarter
Quarter ending September 2018	6,189	
Quarter ending December 2018	6,364	↑
Quarter ending March 2019	6,670	↑
Quarter ending June 2019	6,200	↓
Quarter ending September 2019	5,803	↓
Variance since September 2018	(6.2%)	↓



ACTIVITY

Cumulative percentage of contracted UDA delivered 2019 & 2020



Adjusted Scheduled Activity (UDA)

Month	2019	2020
April	0	0
May	407	523
June	1,679	1,177
July	2,737	2,254
August	3,922	2,887
September	5,099	3,929
October	6,364	
November	7,553	
December	8,968	
January	10,284	
February	11,148	
March	12,503	
April	13,633	
May	14,094	
June	14,095	

QUALITY

	Quantity	Base Number	Contract	AT	Region	England
% of FP17s for the same patient ID Re-attending within 3 months - Children	68	1,037	6.6%	9.3%	10.8%	11.5%
% of FP17s for the same patient ID Re-attending within 3 months - Adults	320	2,480	12.9%	13.7%	15.2%	15.4%
% of FP17s for the same patient ID Re-attending between 3 & 9 months - Children	516	1,037	49.8%	62.8%	62.2%	59.7%
% of FP17s for the same patient ID Re-attending between 3 & 9 months - Adults	1,214	2,480	49.0%	53.3%	52.9%	51.7%
% of FP17s for Band 1 Urgent Courses	136	2,060	6.6%	10.0%	9.7%	9.2%
% of FP17s Relating to Free Repair or Replacements	7	2,060	0.3%	0.6%	0.6%	0.7%
% of FP17s Relating to Continuations	6	2,060	0.3%	0.8%	0.7%	0.8%
% of Patients satisfied with the dentistry they have received	3	3	N/A	93.2%	93.6%	93.5%
% of Patients satisfied with the time they had to wait for an appointment	3	3	N/A	85.0%	86.3%	87.4%

* This is based on patients treated on this contract for their most recent course of treatment.

Figures in italics indicate the base number of FP17s or Patient Questionnaire responses are less than 100. N/A is shown where the base number of responses is less than 10 during the period. % is calculated as Quantity/Base number*100

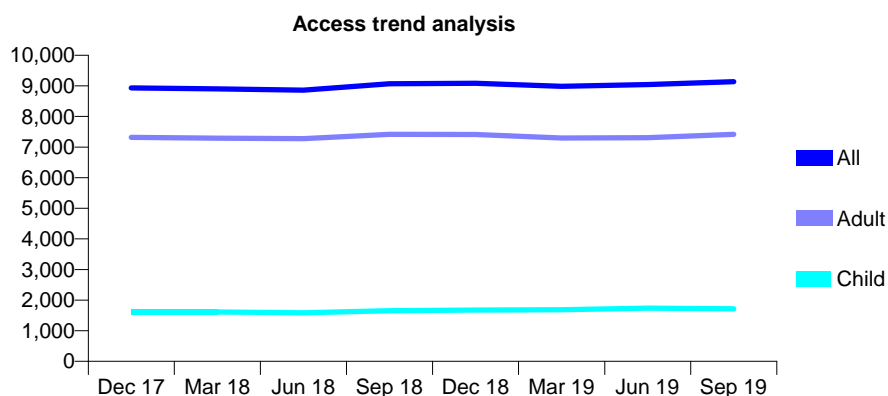
Q70 - Vital Signs At a Glance Contract Report for 119652/0001 - September 2019

Name or company name	Westbourne Dental Practice
Contract type name	GDS Contract
Purpose of contract	General
Contract start date	01/04/2011
Contract end date	

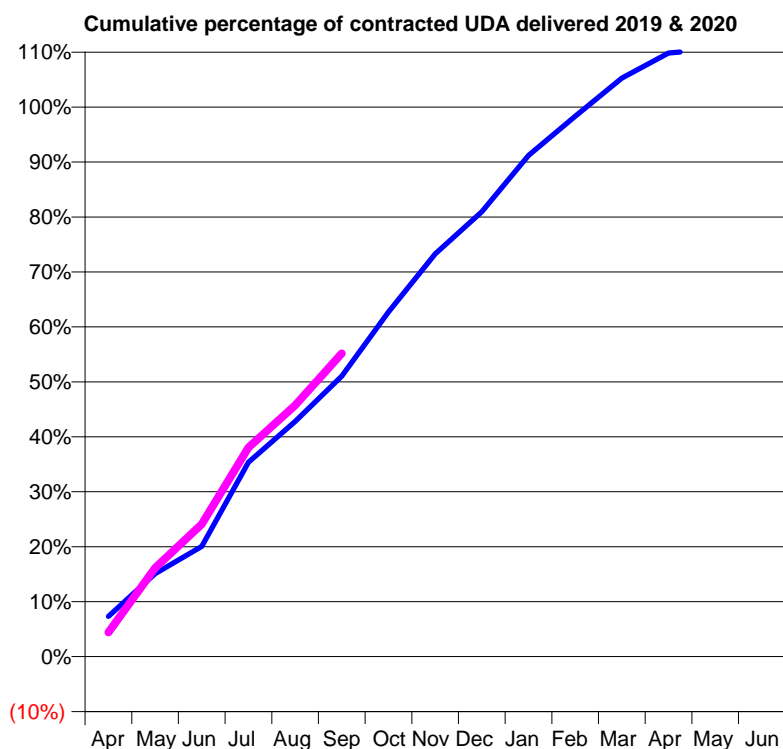
19/20 Contracted general activity (UDA)	22,000
Carry forward general activity (UDA)	0
19/20 Contracted orthodontic activity (UOA)	0
Carry forward orthodontic activity (UOA)	0
Baseline contract value	£535,951.94

ACCESS*

Patients seen in 24 months	Total	Change since previous quarter
Quarter ending September 2018	9,069	
Quarter ending December 2018	9,083	→
Quarter ending March 2019	8,987	↓
Quarter ending June 2019	9,043	→
Quarter ending September 2019	9,137	→
Variance since September 2018	0.7%	→



ACTIVITY



Month	Adjusted Scheduled Activity (UDA)	
	2019	2020
April	1,613	976
May	3,324	3,555
June	4,412	5,301
July	7,781	8,367
August	9,414	10,061
September	11,232	12,139
October	13,796	
November	16,119	
December	17,807	
January	20,066	
February	21,635	
March	23,155	
April	24,168	
May	24,313	
June	24,313	

QUALITY

	Quantity	Base Number	Contract	AT	Region	England
% of FP17s for the same patient ID Re-attending within 3 months - Children	79	1,365	5.8%	9.3%	10.8%	11.5%
% of FP17s for the same patient ID Re-attending within 3 months - Adults	376	4,630	8.1%	13.7%	15.2%	15.4%
% of FP17s for the same patient ID Re-attending between 3 & 9 months - Children	730	1,365	53.5%	62.8%	62.2%	59.7%
% of FP17s for the same patient ID Re-attending between 3 & 9 months - Adults	2,243	4,630	48.4%	53.3%	52.9%	51.7%
% of FP17s for Band 1 Urgent Courses	302	5,504	5.5%	10.0%	9.7%	9.2%
% of FP17s Relating to Free Repair or Replacements	4	5,504	0.1%	0.6%	0.6%	0.7%
% of FP17s Relating to Continuations	80	5,504	1.5%	0.8%	0.7%	0.8%
% of Patients satisfied with the dentistry they have received	1	1	N/A	93.2%	93.6%	93.5%
% of Patients satisfied with the time they had to wait for an appointment	1	1	N/A	85.0%	86.3%	87.4%

* This is based on patients treated on this contract for their most recent course of treatment. Figures in italics indicate the base number of FP17s or Patient Questionnaire responses are less than 100. N/A is shown where the base number of responses is less than 10 during the period. % is calculated as Quantity/Base number*100

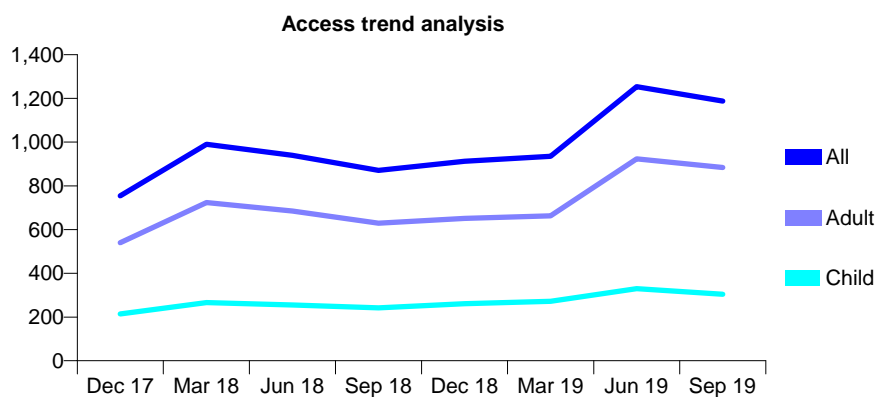
Q70 - Vital Signs At a Glance Contract Report for 119830/0001 - September 2019

Name or company name	Millhams Road Partnership
Contract type name	GDS Contract
Purpose of contract	General
Contract start date	01/04/2012
Contract end date	

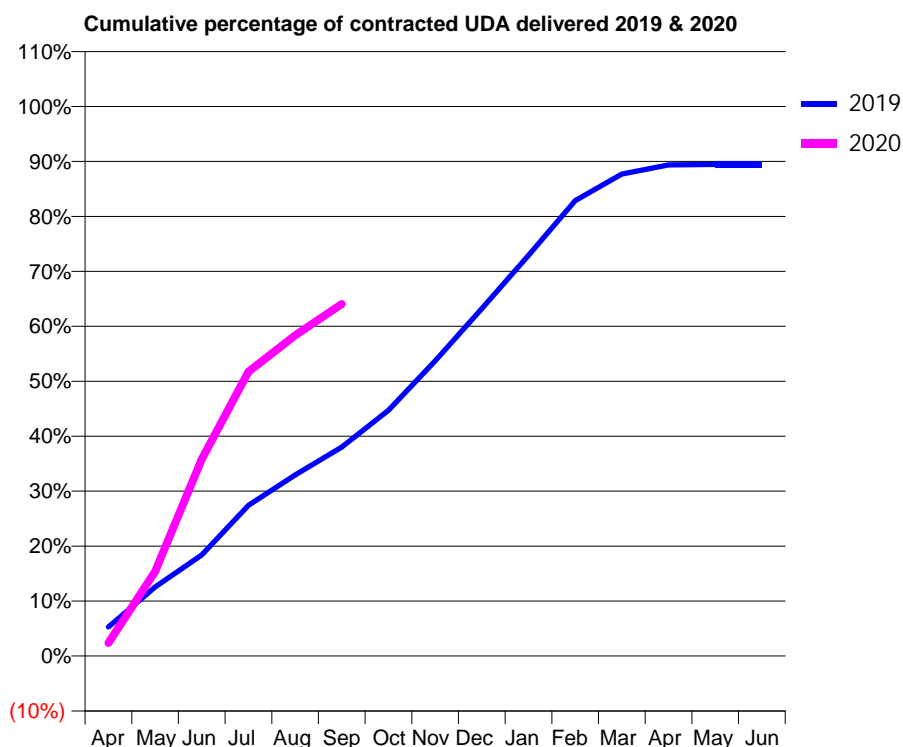
19/20 Contracted general activity (UDA)	2,495
Carry forward general activity (UDA)	0
19/20 Contracted orthodontic activity (UOA)	0
Carry forward orthodontic activity (UOA)	0
Baseline contract value	£66,983.23

ACCESS*

Patients seen in 24 months	Total	Change since previous quarter
Quarter ending September 2018	871	
Quarter ending December 2018	912	↑
Quarter ending March 2019	935	↑
Quarter ending June 2019	1,253	↑
Quarter ending September 2019	1,188	↓
Variance since September 2018	36.4%	↑



ACTIVITY



Month	Adjusted Scheduled Activity (UDA)	
	2019	2020
April	132	59
May	314	384
June	459	894
July	684	1,290
August	823	1,456
September	948	1,598
October	1,116	
November	1,340	
December	1,577	
January	1,819	
February	2,067	
March	2,188	
April	2,229	
May	2,231	
June	2,231	

QUALITY

	Quantity	Base Number	Contract	AT	Region	England
% of FP17s for the same patient ID Re-attending within 3 months - Children	2	257	0.8%	9.3%	10.8%	11.5%
% of FP17s for the same patient ID Re-attending within 3 months - Adults	31	731	4.2%	13.7%	15.2%	15.4%
% of FP17s for the same patient ID Re-attending between 3 & 9 months - Children	49	257	19.1%	62.8%	62.2%	59.7%
% of FP17s for the same patient ID Re-attending between 3 & 9 months - Adults	103	731	14.1%	53.3%	52.9%	51.7%
% of FP17s for Band 1 Urgent Courses	86	962	8.9%	10.0%	9.7%	9.2%
% of FP17s Relating to Free Repair or Replacements	6	962	0.6%	0.6%	0.6%	0.7%
% of FP17s Relating to Continuations	6	962	0.6%	0.8%	0.7%	0.8%
% of Patients satisfied with the dentistry they have received	1	1	N/A	93.2%	93.6%	93.5%
% of Patients satisfied with the time they had to wait for an appointment	1	1	N/A	85.0%	86.3%	87.4%

* This is based on patients treated on this contract for their most recent course of treatment. Figures in italics indicate the base number of FP17s or Patient Questionnaire responses are less than 100. N/A is shown where the base number of responses is less than 10 during the period. % is calculated as Quantity/Base number*100

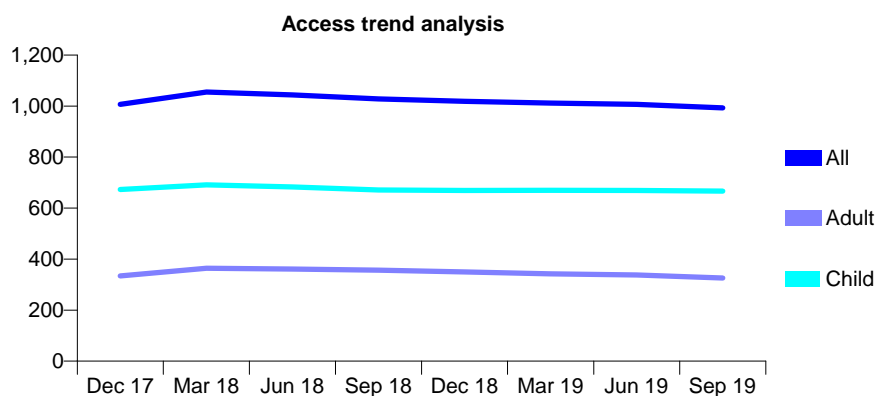
Q70 - Vital Signs At a Glance Contract Report for 120189/0001 - September 2019

Name or company name	Heatherstone House NHS Partnership
Contract type name	GDS Contract
Purpose of contract	General
Contract start date	01/04/2016
Contract end date	

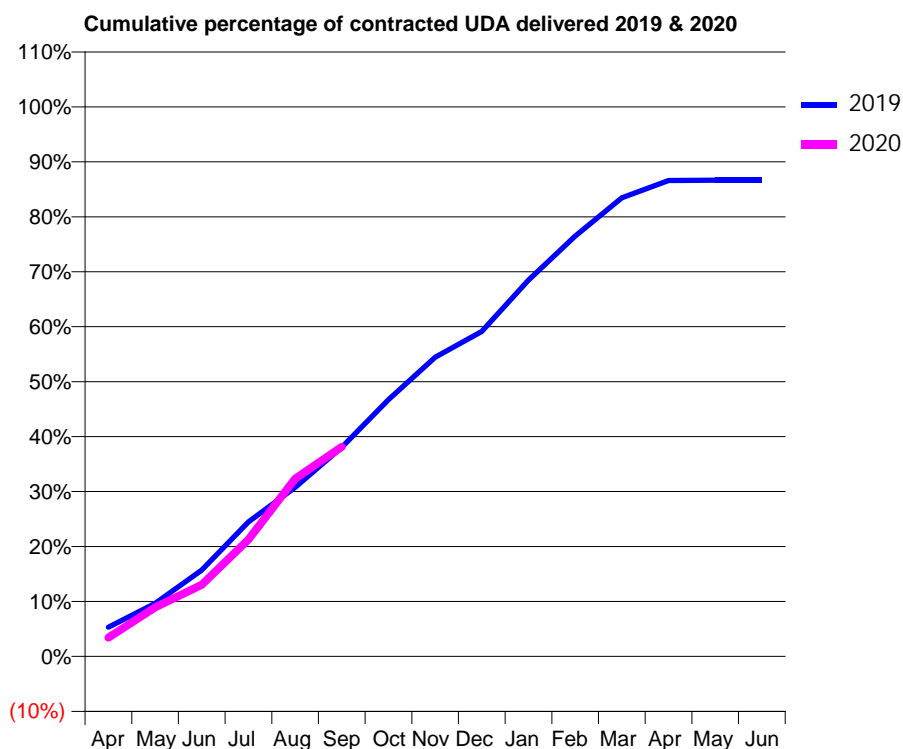
19/20 Contracted general activity (UDA)	2,110
Carry forward general activity (UDA)	0
19/20 Contracted orthodontic activity (UOA)	0
Carry forward orthodontic activity (UOA)	0
Baseline contract value	£64,907.54

ACCESS*

Patients seen in 24 months	Total	Change since previous quarter
Quarter ending September 2018	1,028	
Quarter ending December 2018	1,019	→
Quarter ending March 2019	1,012	→
Quarter ending June 2019	1,007	→
Quarter ending September 2019	993	↓
Variance since September 2018	(3.4%)	↓



ACTIVITY



Month	2019	2020
April	112	72
May	204	189
June	332	275
July	517	449
August	649	682
September	803	805
October	986	
November	1,149	
December	1,248	
January	1,445	
February	1,614	
March	1,760	
April	1,827	
May	1,828	
June	1,828	

QUALITY

	Quantity	Base Number	Contract	AT	Region	England
% of FP17s for the same patient ID Re-attending within 3 months - Children	26	546	4.8%	9.3%	10.8%	11.5%
% of FP17s for the same patient ID Re-attending within 3 months - Adults	16	150	10.7%	13.7%	15.2%	15.4%
% of FP17s for the same patient ID Re-attending between 3 & 9 months - Children	388	546	71.1%	62.8%	62.2%	59.7%
% of FP17s for the same patient ID Re-attending between 3 & 9 months - Adults	78	150	52.0%	53.3%	52.9%	51.7%
% of FP17s for Band 1 Urgent Courses	24	640	3.8%	10.0%	9.7%	9.2%
% of FP17s Relating to Free Repair or Replacements	0	640	0.0%	0.6%	0.6%	0.7%
% of FP17s Relating to Continuations	0	640	0.0%	0.8%	0.7%	0.8%
% of Patients satisfied with the dentistry they have received	0	0	N/A	93.2%	93.6%	93.5%
% of Patients satisfied with the time they had to wait for an appointment	0	0	N/A	85.0%	86.3%	87.4%

* This is based on patients treated on this contract for their most recent course of treatment. Figures in italics indicate the base number of FP17s or Patient Questionnaire responses are less than 100. N/A is shown where the base number of responses is less than 10 during the period. % is calculated as Quantity/Base number*100

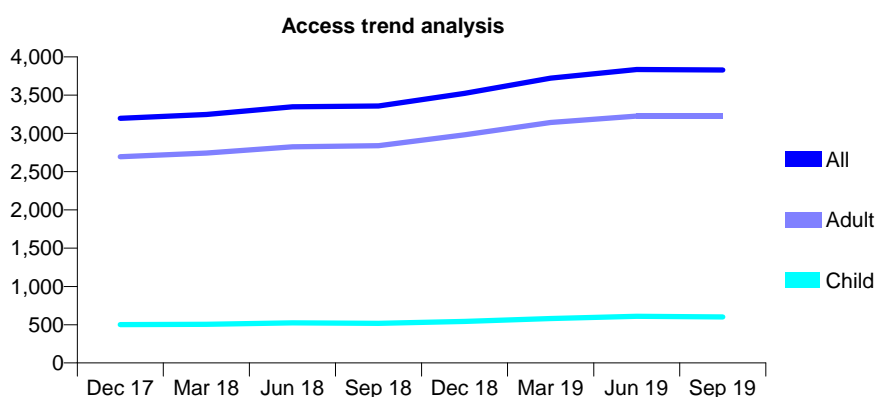
Q70 - Vital Signs At a Glance Contract Report for 120669/0001 - September 2019

Name or company name	Lighthouse Dental Practice Ltd
Contract type name	GDS Contract
Purpose of contract	General
Contract start date	01/04/2009
Contract end date	

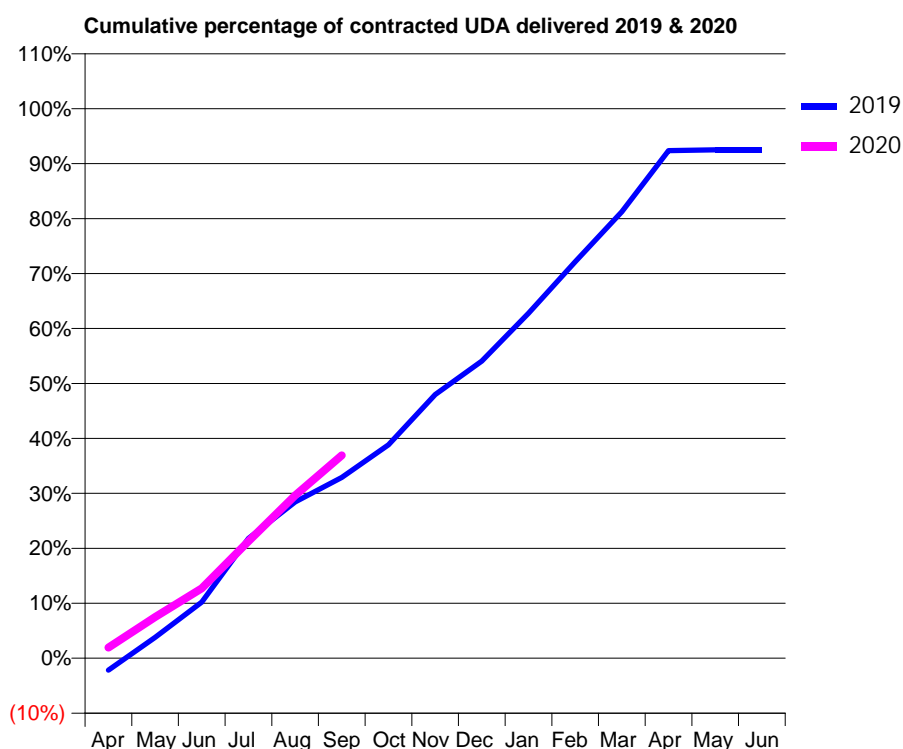
19/20 Contracted general activity (UDA)	11,705
Carry forward general activity (UDA)	0
19/20 Contracted orthodontic activity (UOA)	0
Carry forward orthodontic activity (UOA)	0
Baseline contract value	£312,374.27

ACCESS*

Patients seen in 24 months	Total	Change since previous quarter
Quarter ending September 2018	3,357	
Quarter ending December 2018	3,524	↑
Quarter ending March 2019	3,722	↑
Quarter ending June 2019	3,835	↑
Quarter ending September 2019	3,829	→
Variance since September 2018	14.1%	↑



ACTIVITY



Month	2019	2020
April	-256	225
May	443	878
June	1,194	1,490
July	2,551	2,491
August	3,331	3,469
September	3,850	4,320
October	4,546	
November	5,616	
December	6,331	
January	7,348	
February	8,447	
March	9,509	
April	10,812	
May	10,826	
June	10,826	

QUALITY

	Quantity	Base Number	Contract	AT	Region	England
% of FP17s for the same patient ID Re-attending within 3 months - Children	19	432	4.4%	9.3%	10.8%	11.5%
% of FP17s for the same patient ID Re-attending within 3 months - Adults	242	2,201	11.0%	13.7%	15.2%	15.4%
% of FP17s for the same patient ID Re-attending between 3 & 9 months - Children	246	432	56.9%	62.8%	62.2%	59.7%
% of FP17s for the same patient ID Re-attending between 3 & 9 months - Adults	1,330	2,201	60.4%	53.3%	52.9%	51.7%
% of FP17s for Band 1 Urgent Courses	142	2,247	6.3%	10.0%	9.7%	9.2%
% of FP17s Relating to Free Repair or Replacements	7	2,247	0.3%	0.6%	0.6%	0.7%
% of FP17s Relating to Continuations	39	2,247	1.7%	0.8%	0.7%	0.8%
% of Patients satisfied with the dentistry they have received	0	0	N/A	93.2%	93.6%	93.5%
% of Patients satisfied with the time they had to wait for an appointment	0	0	N/A	85.0%	86.3%	87.4%

* This is based on patients treated on this contract for their most recent course of treatment.

Figures in italics indicate the base number of FP17s or Patient Questionnaire responses are less than 100. N/A is shown where the base number of responses is less than 10 during the period. % is calculated as Quantity/Base number*100

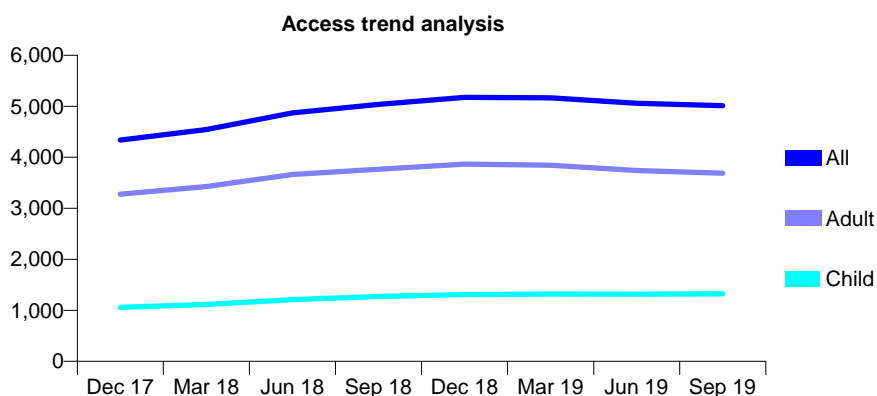
Q70 - Vital Signs At a Glance Contract Report for 121061/0001 - September 2019

Name or company name	Dental Concepts Whitchurch
Contract type name	GDS Contract
Purpose of contract	General
Contract start date	10/09/2010
Contract end date	

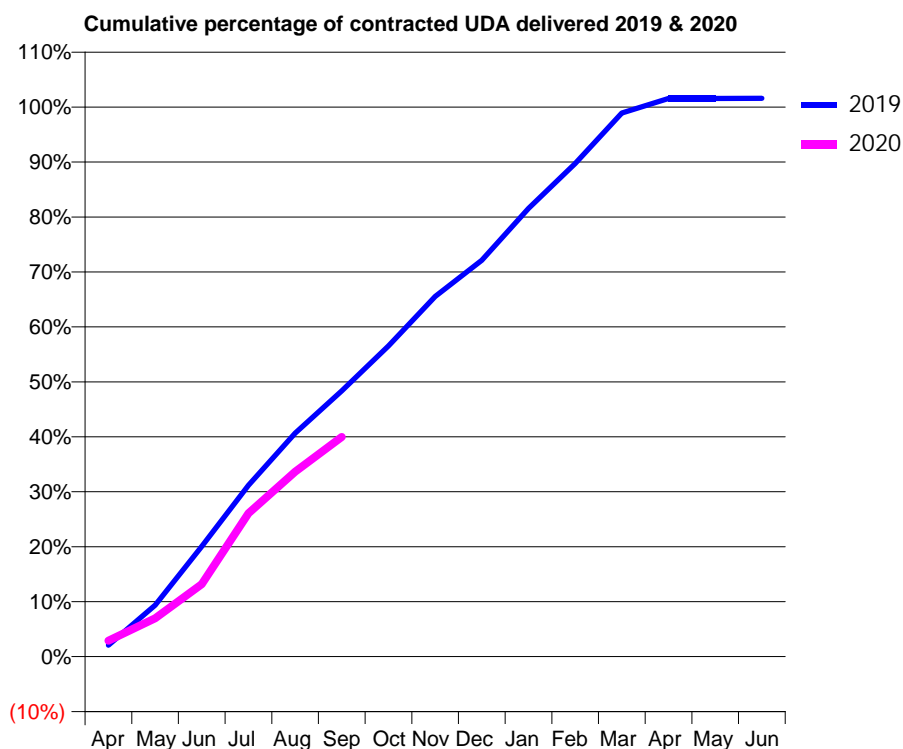
19/20 Contracted general activity (UDA)	11,000
Carry forward general activity (UDA)	0
19/20 Contracted orthodontic activity (UOA)	0
Carry forward orthodontic activity (UOA)	0
Baseline contract value	£286,997.98

ACCESS*

Patients seen in 24 months	Total	Change since previous quarter
Quarter ending September 2018	5,036	
Quarter ending December 2018	5,176	↑
Quarter ending March 2019	5,164	→
Quarter ending June 2019	5,058	↓
Quarter ending September 2019	5,012	→
Variance since September 2018	(0.5%)	→



ACTIVITY



Month	Adjusted Scheduled Activity (UDA)	
	2019	2020
April	229	320
May	1,032	768
June	2,207	1,451
July	3,428	2,868
August	4,473	3,700
September	5,318	4,399
October	6,218	
November	7,209	
December	7,933	
January	8,969	
February	9,873	
March	10,879	
April	11,173	
May	11,174	
June	11,176	

QUALITY

	Quantity	Base Number	Contract	AT	Region	England
% of FP17s for the same patient ID Re-attending within 3 months - Children	41	970	4.2%	9.3%	10.8%	11.5%
% of FP17s for the same patient ID Re-attending within 3 months - Adults	174	2,209	7.9%	13.7%	15.2%	15.4%
% of FP17s for the same patient ID Re-attending between 3 & 9 months - Children	627	970	64.6%	62.8%	62.2%	59.7%
% of FP17s for the same patient ID Re-attending between 3 & 9 months - Adults	1,246	2,209	56.4%	53.3%	52.9%	51.7%
% of FP17s for Band 1 Urgent Courses	246	2,976	8.3%	10.0%	9.7%	9.2%
% of FP17s Relating to Free Repair or Replacements	6	2,976	0.2%	0.6%	0.6%	0.7%
% of FP17s Relating to Continuations	1	2,976	0.0%	0.8%	0.7%	0.8%
% of Patients satisfied with the dentistry they have received	0	0	N/A	93.2%	93.6%	93.5%
% of Patients satisfied with the time they had to wait for an appointment	0	0	N/A	85.0%	86.3%	87.4%

* This is based on patients treated on this contract for their most recent course of treatment. Figures in italics indicate the base number of FP17s or Patient Questionnaire responses are less than 100. N/A is shown where the base number of responses is less than 10 during the period. % is calculated as Quantity/Base number*100

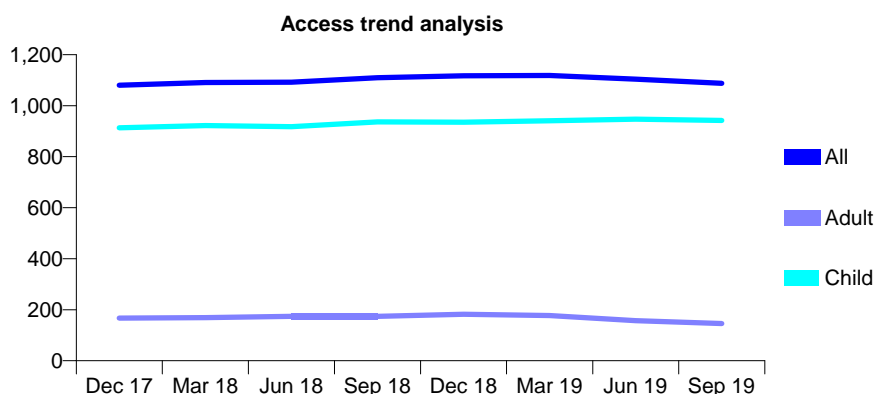
Q70 - Vital Signs At a Glance Contract Report for 122920/0001 - September 2019

Name or company name	Wimborne East Street Partnership
Contract type name	GDS Contract
Purpose of contract	General
Contract start date	01/08/2011
Contract end date	

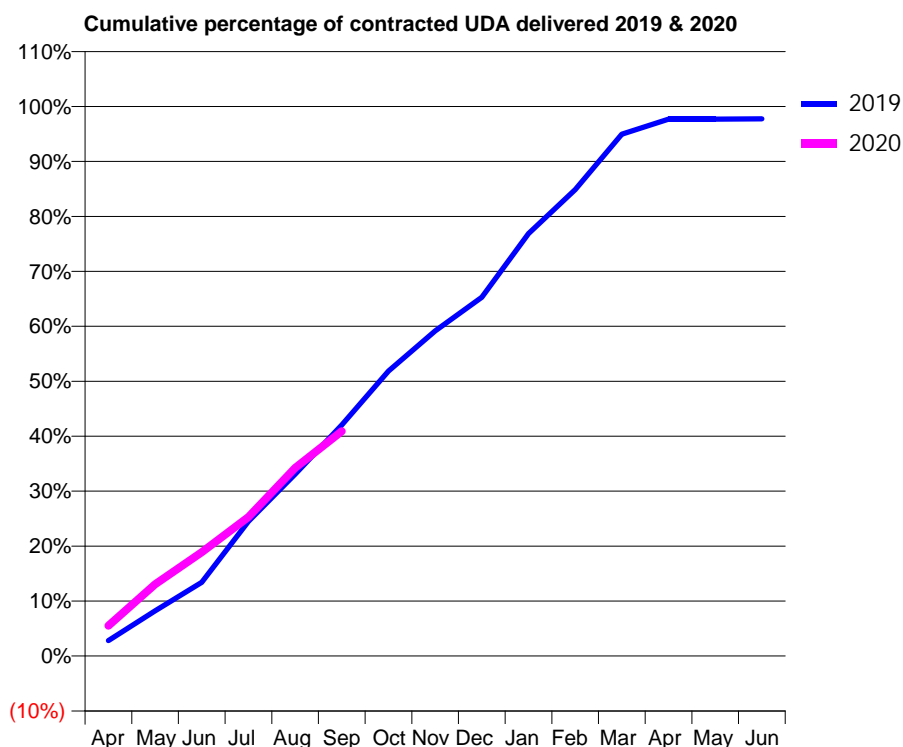
19/20 Contracted general activity (UDA)	2,260
Carry forward general activity (UDA)	51
19/20 Contracted orthodontic activity (UOA)	0
Carry forward orthodontic activity (UOA)	0
Baseline contract value	£58,504.48

ACCESS*

Patients seen in 24 months	Total	Change since previous quarter
Quarter ending September 2018	1,110	
Quarter ending December 2018	1,117	→
Quarter ending March 2019	1,118	→
Quarter ending June 2019	1,104	↓
Quarter ending September 2019	1,088	↓
Variance since September 2018	(2.0%)	↓



ACTIVITY



Month	Adjusted Scheduled Activity (UDA)	
	2019	2020
April	64	125
May	186	295
June	303	427
July	554	572
August	748	774
September	950	925
October	1,172	
November	1,337	
December	1,475	
January	1,737	
February	1,918	
March	2,146	
April	2,208	
May	2,208	
June	2,209	

QUALITY

	Quantity	Base Number	Contract	AT	Region	England
% of FP17s for the same patient ID Re-attending within 3 months - Children	52	797	6.5%	9.3%	10.8%	11.5%
% of FP17s for the same patient ID Re-attending within 3 months - Adults	3	41	7.3%	13.7%	15.2%	15.4%
% of FP17s for the same patient ID Re-attending between 3 & 9 months - Children	620	797	77.8%	62.8%	62.2%	59.7%
% of FP17s for the same patient ID Re-attending between 3 & 9 months - Adults	33	41	80.5%	53.3%	52.9%	51.7%
% of FP17s for Band 1 Urgent Courses	28	783	3.6%	10.0%	9.7%	9.2%
% of FP17s Relating to Free Repair or Replacements	0	783	0.0%	0.6%	0.6%	0.7%
% of FP17s Relating to Continuations	0	783	0.0%	0.8%	0.7%	0.8%
% of Patients satisfied with the dentistry they have received	0	0	N/A	93.2%	93.6%	93.5%
% of Patients satisfied with the time they had to wait for an appointment	0	0	N/A	85.0%	86.3%	87.4%

* This is based on patients treated on this contract for their most recent course of treatment. Figures in italics indicate the base number of FP17s or Patient Questionnaire responses are less than 100. N/A is shown where the base number of responses is less than 10 during the period. % is calculated as Quantity/Base number*100

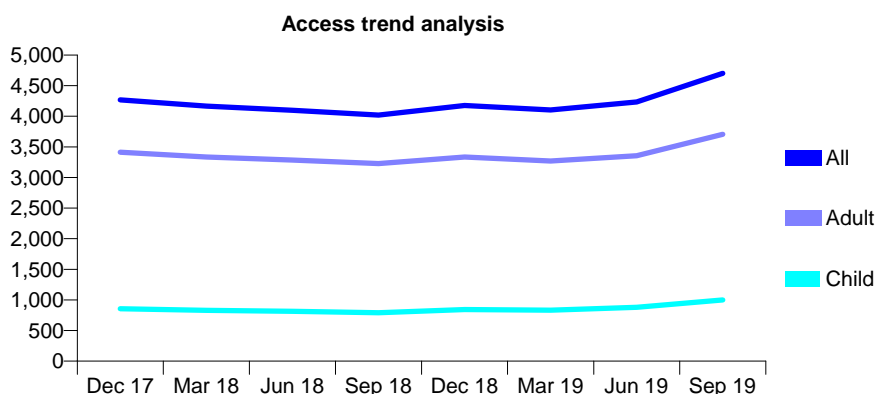
Q70 - Vital Signs At a Glance Contract Report for 124370/0001 - September 2019

Name or company name	Best Practice CDA Ltd
Contract type name	GDS Contract
Purpose of contract	General
Contract start date	16/03/2010
Contract end date	

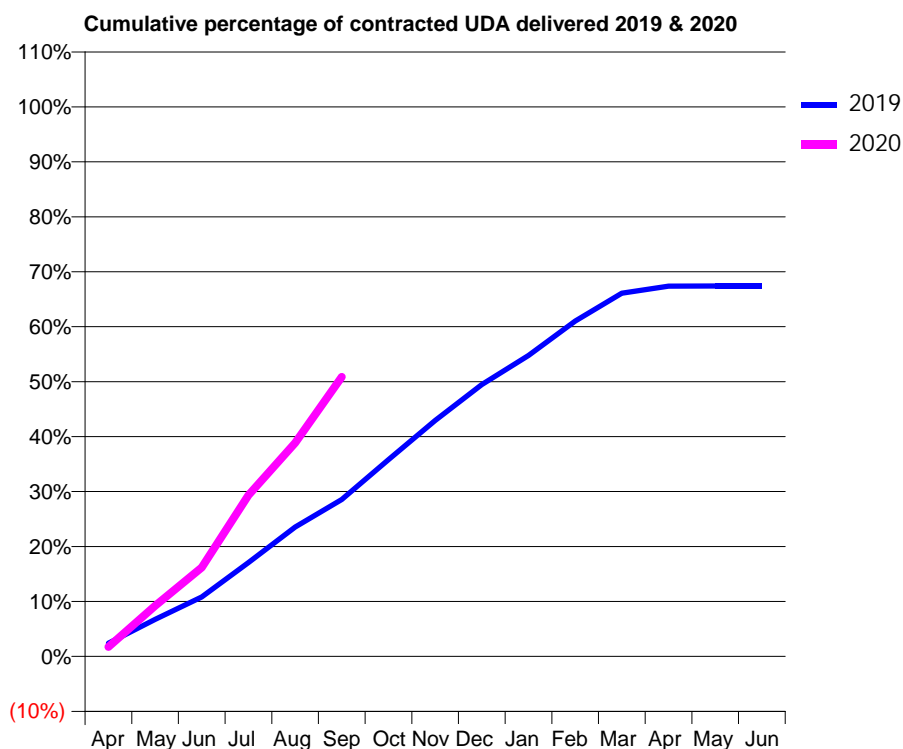
19/20 Contracted general activity (UDA)	14,962
Carry forward general activity (UDA)	0
19/20 Contracted orthodontic activity (UOA)	0
Carry forward orthodontic activity (UOA)	0
Baseline contract value	£398,806.71

ACCESS*

Patients seen in 24 months	Total	Change since previous quarter
Quarter ending September 2018	4,019	
Quarter ending December 2018	4,178	↑
Quarter ending March 2019	4,103	↓
Quarter ending June 2019	4,235	↑
Quarter ending September 2019	4,703	↑
Variance since September 2018	17.0%	↑



ACTIVITY



Month	2019	2020
April	362	260
May	1,010	1,377
June	1,616	2,419
July	2,556	4,391
August	3,523	5,813
September	4,272	7,608
October	5,356	
November	6,424	
December	7,400	
January	8,194	
February	9,129	
March	9,888	
April	10,082	
May	10,083	
June	10,083	

QUALITY

	Quantity	Base Number	Contract	AT	Region	England
% of FP17s for the same patient ID Re-attending within 3 months - Children	48	822	5.8%	9.3%	10.8%	11.5%
% of FP17s for the same patient ID Re-attending within 3 months - Adults	374	2,874	13.0%	13.7%	15.2%	15.4%
% of FP17s for the same patient ID Re-attending between 3 & 9 months - Children	395	822	48.1%	62.8%	62.2%	59.7%
% of FP17s for the same patient ID Re-attending between 3 & 9 months - Adults	1,269	2,874	44.2%	53.3%	52.9%	51.7%
% of FP17s for Band 1 Urgent Courses	365	3,562	10.2%	10.0%	9.7%	9.2%
% of FP17s Relating to Free Repair or Replacements	34	3,562	1.0%	0.6%	0.6%	0.7%
% of FP17s Relating to Continuations	87	3,562	2.4%	0.8%	0.7%	0.8%
% of Patients satisfied with the dentistry they have received	1	1	N/A	93.2%	93.6%	93.5%
% of Patients satisfied with the time they had to wait for an appointment	1	1	N/A	85.0%	86.3%	87.4%

* This is based on patients treated on this contract for their most recent course of treatment. Figures in italics indicate the base number of FP17s or Patient Questionnaire responses are less than 100. N/A is shown where the base number of responses is less than 10 during the period. % is calculated as Quantity/Base number*100

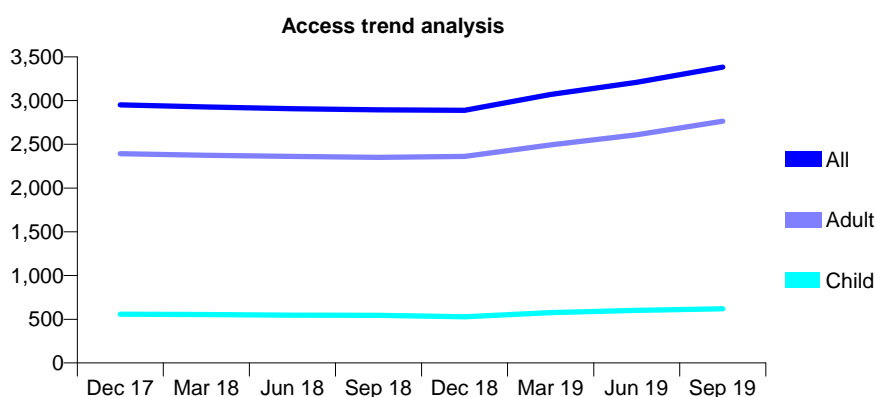
Q70 - Vital Signs At a Glance Contract Report for 124745/0001 - September 2019

Name or company name	Seaview Dental Practice
Contract type name	GDS Contract
Purpose of contract	General
Contract start date	01/04/2013
Contract end date	

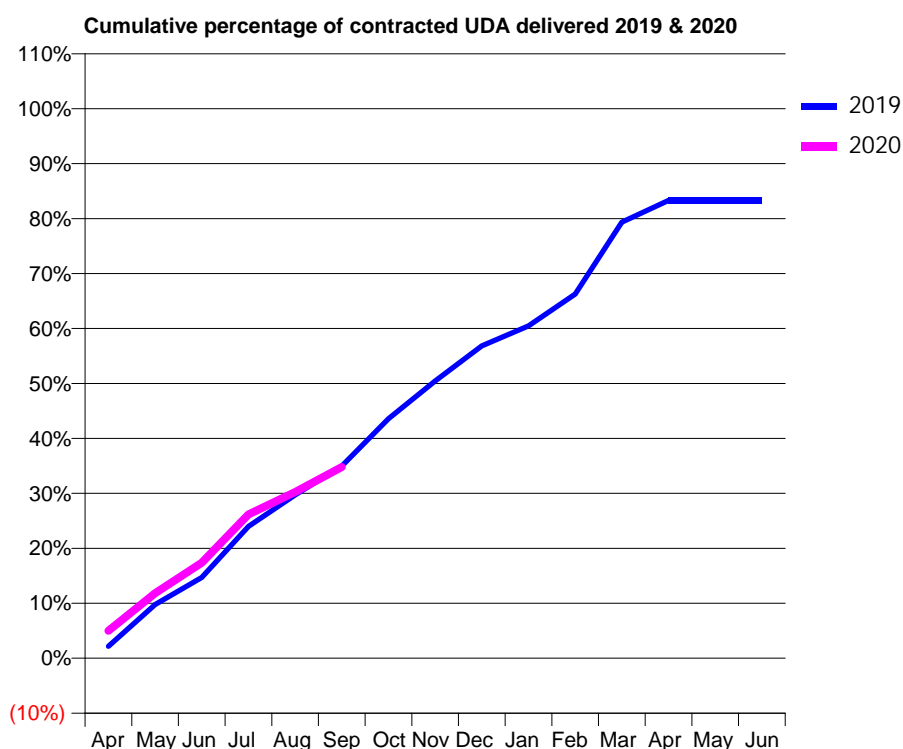
19/20 Contracted general activity (UDA)	12,311
Carry forward general activity (UDA)	0
19/20 Contracted orthodontic activity (UOA)	0
Carry forward orthodontic activity (UOA)	0
Baseline contract value	£321,845.14

ACCESS*

Patients seen in 24 months	Total	Change since previous quarter
Quarter ending September 2018	2,894	
Quarter ending December 2018	2,889	→
Quarter ending March 2019	3,069	↑
Quarter ending June 2019	3,210	↑
Quarter ending September 2019	3,384	↑
Variance since September 2018	16.9%	↑



ACTIVITY



Month	2019	2020
April	268	613
May	1,201	1,461
June	1,810	2,140
July	2,954	3,221
August	3,658	3,723
September	4,305	4,283
October	5,363	
November	6,213	
December	6,998	
January	7,443	
February	8,156	
March	9,767	
April	10,255	
May	10,255	
June	10,255	

QUALITY

	Quantity	Base Number	Contract	AT	Region	England
% of FP17s for the same patient ID Re-attending within 3 months - Children	17	445	3.8%	9.3%	10.8%	11.5%
% of FP17s for the same patient ID Re-attending within 3 months - Adults	194	2,148	9.0%	13.7%	15.2%	15.4%
% of FP17s for the same patient ID Re-attending between 3 & 9 months - Children	277	445	62.2%	62.8%	62.2%	59.7%
% of FP17s for the same patient ID Re-attending between 3 & 9 months - Adults	1,399	2,148	65.1%	53.3%	52.9%	51.7%
% of FP17s for Band 1 Urgent Courses	39	2,371	1.6%	10.0%	9.7%	9.2%
% of FP17s Relating to Free Repair or Replacements	2	2,371	0.1%	0.6%	0.6%	0.7%
% of FP17s Relating to Continuations	48	2,371	2.0%	0.8%	0.7%	0.8%
% of Patients satisfied with the dentistry they have received	2	3	N/A	93.2%	93.6%	93.5%
% of Patients satisfied with the time they had to wait for an appointment	1	3	N/A	85.0%	86.3%	87.4%

* This is based on patients treated on this contract for their most recent course of treatment.

Figures in italics indicate the base number of FP17s or Patient Questionnaire responses are less than 100. N/A is shown where the base number of responses is less than 10 during the period. % is calculated as Quantity/Base number*100

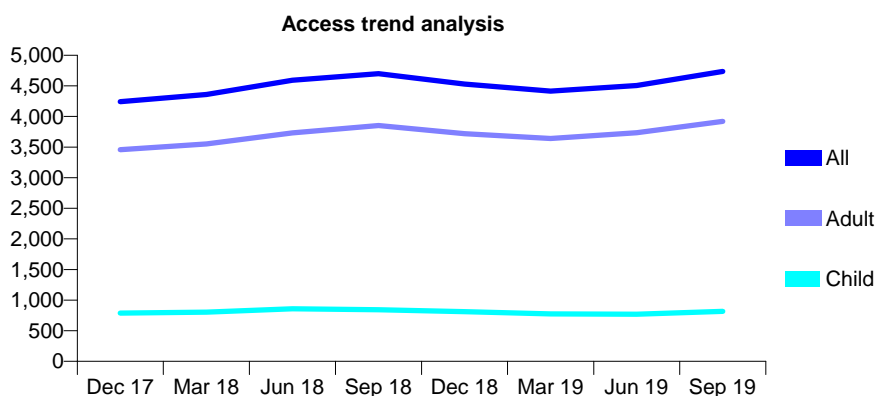
Q70 - Vital Signs At a Glance Contract Report for 125598/0002 - September 2019

Name or company name	S Cowley, R Ingham and J Angelo
Contract type name	GDS Contract
Purpose of contract	General
Contract start date	01/11/2011
Contract end date	

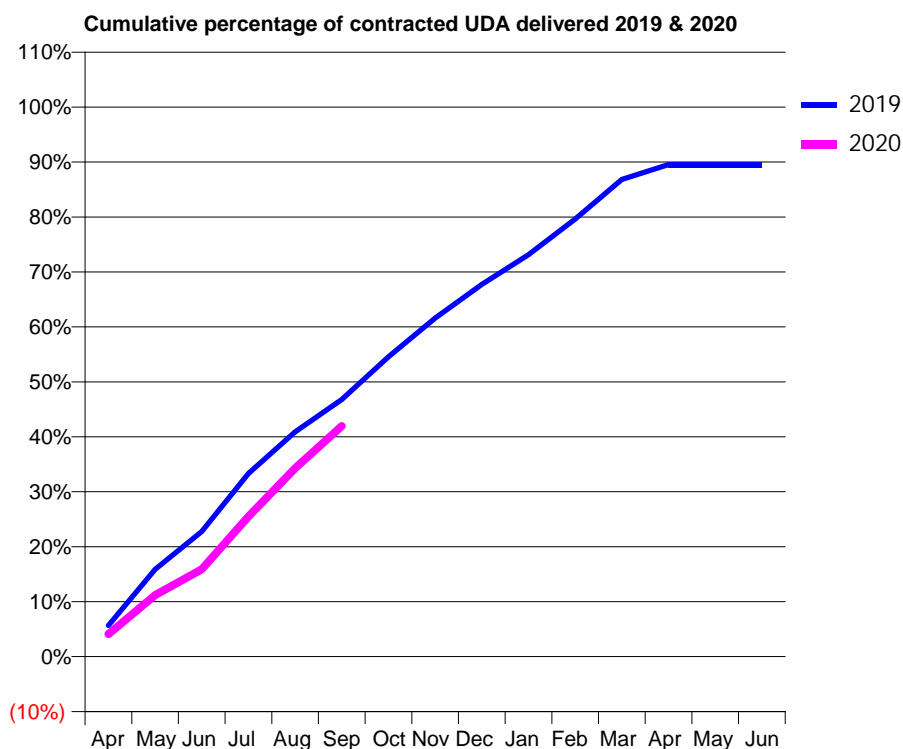
19/20 Contracted general activity (UDA)	15,000
Carry forward general activity (UDA)	0
19/20 Contracted orthodontic activity (UOA)	0
Carry forward orthodontic activity (UOA)	0
Baseline contract value	£490,945.84

ACCESS*

Patients seen in 24 months	Total	Change since previous quarter
Quarter ending September 2018	4,698	
Quarter ending December 2018	4,530	↓
Quarter ending March 2019	4,415	↓
Quarter ending June 2019	4,506	↑
Quarter ending September 2019	4,735	↑
Variance since September 2018	0.8%	→



ACTIVITY



Month	Adjusted Scheduled Activity (UDA)	
	2019	2020
April	849	612
May	2,384	1,681
June	3,417	2,384
July	5,000	3,824
August	6,136	5,144
September	7,015	6,291
October	8,184	
November	9,241	
December	10,156	
January	10,968	
February	11,944	
March	13,027	
April	13,430	
May	13,430	
June	13,430	

QUALITY

	Quantity	Base Number	Contract	AT	Region	England
% of FP17s for the same patient ID Re-attending within 3 months - Children	18	606	3.0%	9.3%	10.8%	11.5%
% of FP17s for the same patient ID Re-attending within 3 months - Adults	285	2,791	10.2%	13.7%	15.2%	15.4%
% of FP17s for the same patient ID Re-attending between 3 & 9 months - Children	335	606	55.3%	62.8%	62.2%	59.7%
% of FP17s for the same patient ID Re-attending between 3 & 9 months - Adults	1,541	2,791	55.2%	53.3%	52.9%	51.7%
% of FP17s for Band 1 Urgent Courses	209	3,169	6.6%	10.0%	9.7%	9.2%
% of FP17s Relating to Free Repair or Replacements	8	3,169	0.3%	0.6%	0.6%	0.7%
% of FP17s Relating to Continuations	43	3,169	1.4%	0.8%	0.7%	0.8%
% of Patients satisfied with the dentistry they have received	3	3	N/A	93.2%	93.6%	93.5%
% of Patients satisfied with the time they had to wait for an appointment	2	3	N/A	85.0%	86.3%	87.4%

* This is based on patients treated on this contract for their most recent course of treatment. Figures in italics indicate the base number of FP17s or Patient Questionnaire responses are less than 100. N/A is shown where the base number of responses is less than 10 during the period. % is calculated as Quantity/Base number*100

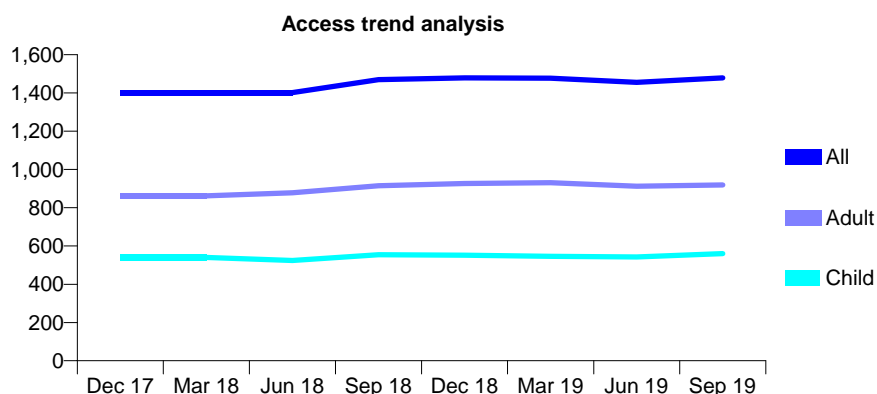
Q70 - Vital Signs At a Glance Contract Report for 125776/0006 - September 2019

Name or company name	Apex Dental Care Ltd
Contract type name	GDS Contract
Purpose of contract	General
Contract start date	03/08/2009
Contract end date	

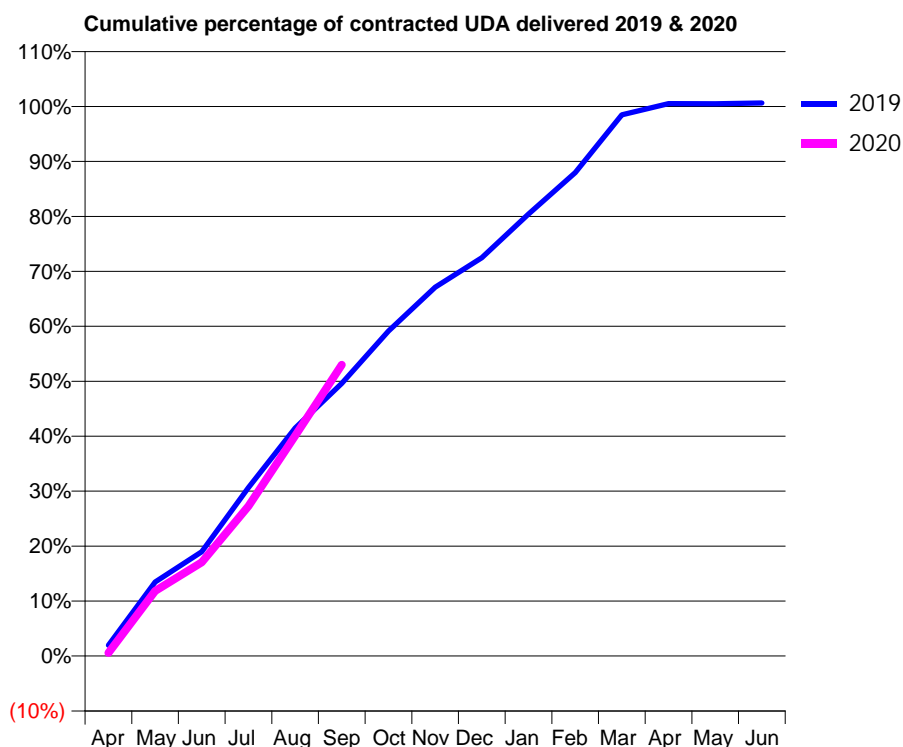
19/20 Contracted general activity (UDA)	3,549
Carry forward general activity (UDA)	0
19/20 Contracted orthodontic activity (UOA)	0
Carry forward orthodontic activity (UOA)	0
Baseline contract value	£81,592.28

ACCESS*

Patients seen in 24 months	Total	Change since previous quarter
Quarter ending September 2018	1,469	
Quarter ending December 2018	1,478	→
Quarter ending March 2019	1,477	→
Quarter ending June 2019	1,455	↓
Quarter ending September 2019	1,479	→
Variance since September 2018	0.7%	→



ACTIVITY



Month	Adjusted Scheduled Activity (UDA)	
	2019	2020
April	70	20
May	478	421
June	673	605
July	1,088	968
August	1,472	1,423
September	1,761	1,880
October	2,098	
November	2,382	
December	2,572	
January	2,855	
February	3,121	
March	3,494	
April	3,567	
May	3,566	
June	3,571	

QUALITY

	Quantity	Base Number	Contract	AT	Region	England
% of FP17s for the same patient ID Re-attending within 3 months - Children	23	445	5.2%	9.3%	10.8%	11.5%
% of FP17s for the same patient ID Re-attending within 3 months - Adults	67	572	11.7%	13.7%	15.2%	15.4%
% of FP17s for the same patient ID Re-attending between 3 & 9 months - Children	256	445	57.5%	62.8%	62.2%	59.7%
% of FP17s for the same patient ID Re-attending between 3 & 9 months - Adults	294	572	51.4%	53.3%	52.9%	51.7%
% of FP17s for Band 1 Urgent Courses	92	984	9.3%	10.0%	9.7%	9.2%
% of FP17s Relating to Free Repair or Replacements	4	984	0.4%	0.6%	0.6%	0.7%
% of FP17s Relating to Continuations	1	984	0.1%	0.8%	0.7%	0.8%
% of Patients satisfied with the dentistry they have received	0	0	N/A	93.2%	93.6%	93.5%
% of Patients satisfied with the time they had to wait for an appointment	0	0	N/A	85.0%	86.3%	87.4%

* This is based on patients treated on this contract for their most recent course of treatment. Figures in italics indicate the base number of FP17s or Patient Questionnaire responses are less than 100. N/A is shown where the base number of responses is less than 10 during the period. % is calculated as Quantity/Base number*100

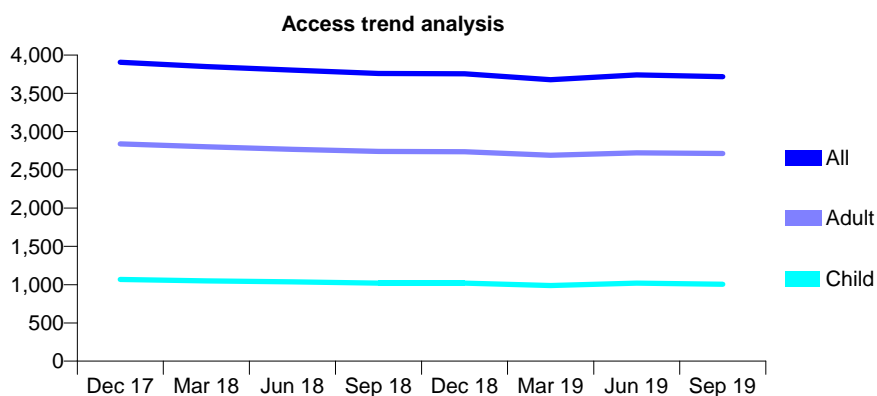
Q70 - Vital Signs At a Glance Contract Report for 125776/0012 - September 2019

Name or company name	Apex Dental Care Ltd
Contract type name	GDS Contract
Purpose of contract	General
Contract start date	01/09/2011
Contract end date	

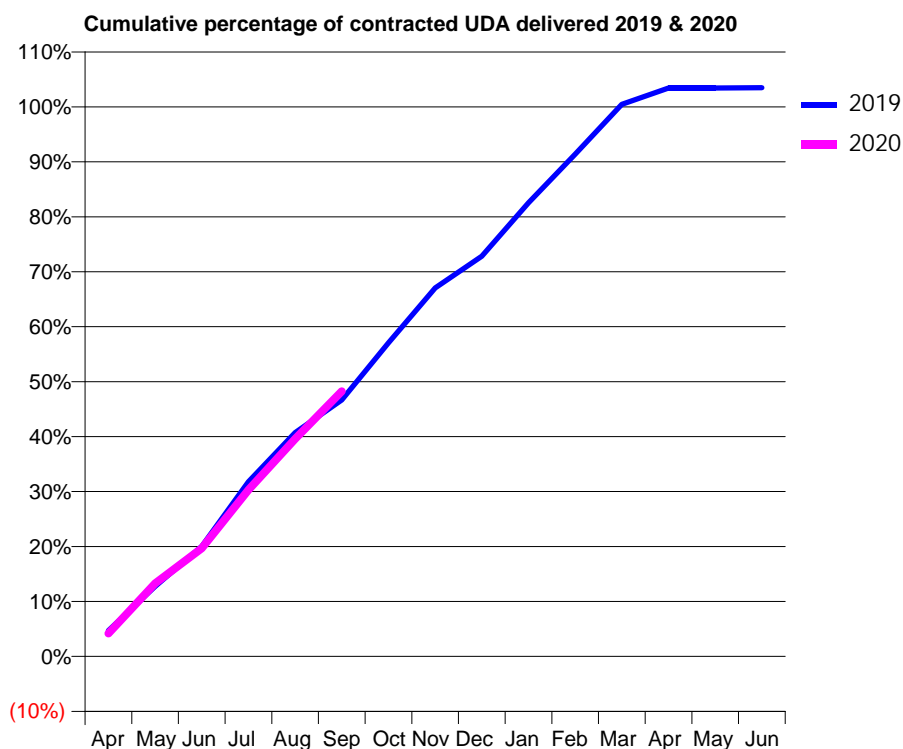
19/20 Contracted general activity (UDA)	10,000
Carry forward general activity (UDA)	0
19/20 Contracted orthodontic activity (UOA)	0
Carry forward orthodontic activity (UOA)	0
Baseline contract value	£277,692.74

ACCESS*

Patients seen in 24 months	Total	Change since previous quarter
Quarter ending September 2018	3,758	
Quarter ending December 2018	3,755	→
Quarter ending March 2019	3,679	↓
Quarter ending June 2019	3,741	→
Quarter ending September 2019	3,717	→
Variance since September 2018	(1.1%)	↓



ACTIVITY



Month	2019	2020
April	472	419
May	1,276	1,329
June	2,004	1,967
July	3,179	3,030
August	4,072	3,959
September	4,668	4,823
October	5,706	
November	6,706	
December	7,281	
January	8,255	
February	9,141	
March	10,046	
April	10,342	
May	10,344	
June	10,350	

QUALITY

	Quantity	Base Number	Contract	AT	Region	England
% of FP17s for the same patient ID Re-attending within 3 months - Children	36	777	4.6%	9.3%	10.8%	11.5%
% of FP17s for the same patient ID Re-attending within 3 months - Adults	244	2,009	12.1%	13.7%	15.2%	15.4%
% of FP17s for the same patient ID Re-attending between 3 & 9 months - Children	521	777	67.1%	62.8%	62.2%	59.7%
% of FP17s for the same patient ID Re-attending between 3 & 9 months - Adults	1,248	2,009	62.1%	53.3%	52.9%	51.7%
% of FP17s for Band 1 Urgent Courses	215	2,625	8.2%	10.0%	9.7%	9.2%
% of FP17s Relating to Free Repair or Replacements	15	2,625	0.6%	0.6%	0.6%	0.7%
% of FP17s Relating to Continuations	6	2,625	0.2%	0.8%	0.7%	0.8%
% of Patients satisfied with the dentistry they have received	1	1	N/A	93.2%	93.6%	93.5%
% of Patients satisfied with the time they had to wait for an appointment	1	1	N/A	85.0%	86.3%	87.4%

* This is based on patients treated on this contract for their most recent course of treatment. Figures in italics indicate the base number of FP17s or Patient Questionnaire responses are less than 100. N/A is shown where the base number of responses is less than 10 during the period. % is calculated as Quantity/Base number*100

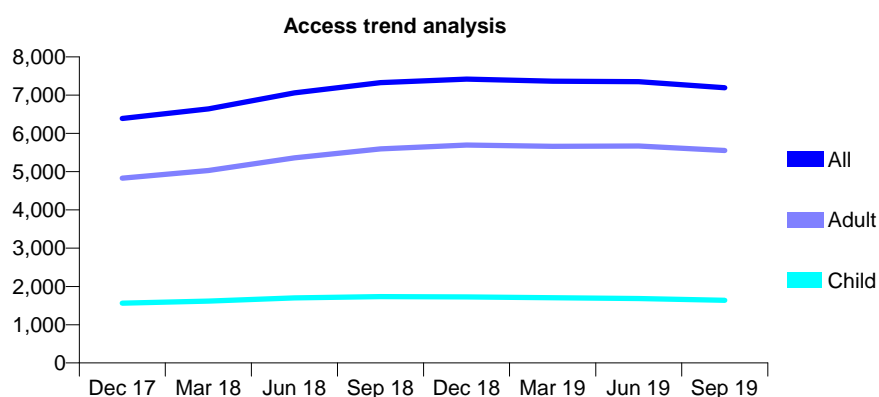
Q70 - Vital Signs At a Glance Contract Report for 125776/0015 - September 2019

Name or company name	Apex Dental Care Ltd
Contract type name	GDS Contract
Purpose of contract	General
Contract start date	01/06/2013
Contract end date	

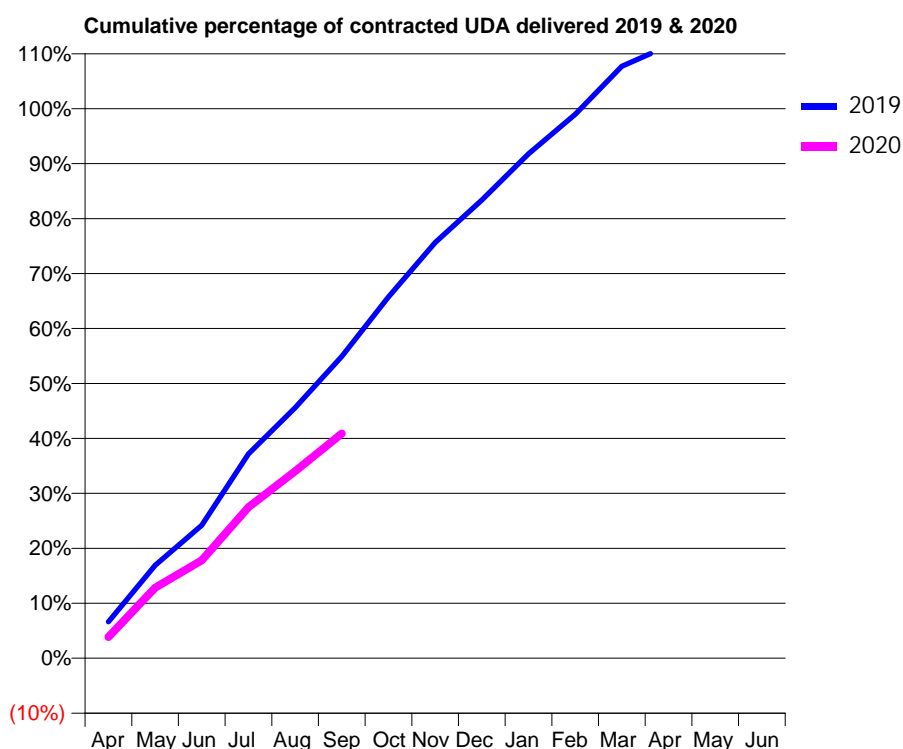
19/20 Contracted general activity (UDA)	16,814
Carry forward general activity (UDA)	0
19/20 Contracted orthodontic activity (UOA)	0
Carry forward orthodontic activity (UOA)	0
Baseline contract value	£398,319.82

ACCESS*

Patients seen in 24 months	Total	Change since previous quarter
Quarter ending September 2018	7,326	
Quarter ending December 2018	7,421	→
Quarter ending March 2019	7,365	→
Quarter ending June 2019	7,351	→
Quarter ending September 2019	7,192	↓
Variance since September 2018	(1.8%)	↓



ACTIVITY



Month	2019	2020
April	1,116	652
May	2,841	2,155
June	4,067	2,997
July	6,253	4,622
August	7,664	5,722
September	9,230	6,873
October	11,055	
November	12,719	
December	14,018	
January	15,432	
February	16,640	
March	18,111	
April	18,738	
May	18,755	
June	18,762	

QUALITY

	Quantity	Base Number	Contract	AT	Region	England
% of FP17s for the same patient ID Re-attending within 3 months - Children	49	880	5.6%	9.3%	10.8%	11.5%
% of FP17s for the same patient ID Re-attending within 3 months - Adults	402	2,976	13.5%	13.7%	15.2%	15.4%
% of FP17s for the same patient ID Re-attending between 3 & 9 months - Children	499	880	56.7%	62.8%	62.2%	59.7%
% of FP17s for the same patient ID Re-attending between 3 & 9 months - Adults	1,279	2,976	43.0%	53.3%	52.9%	51.7%
% of FP17s for Band 1 Urgent Courses	730	3,534	20.7%	10.0%	9.7%	9.2%
% of FP17s Relating to Free Repair or Replacements	17	3,534	0.5%	0.6%	0.6%	0.7%
% of FP17s Relating to Continuations	16	3,534	0.5%	0.8%	0.7%	0.8%
% of Patients satisfied with the dentistry they have received	1	1	N/A	93.2%	93.6%	93.5%
% of Patients satisfied with the time they had to wait for an appointment	1	1	N/A	85.0%	86.3%	87.4%

* This is based on patients treated on this contract for their most recent course of treatment.

Figures in italics indicate the base number of FP17s or Patient Questionnaire responses are less than 100. N/A is shown where the base number of responses is less than 10 during the period. % is calculated as Quantity/Base number*100

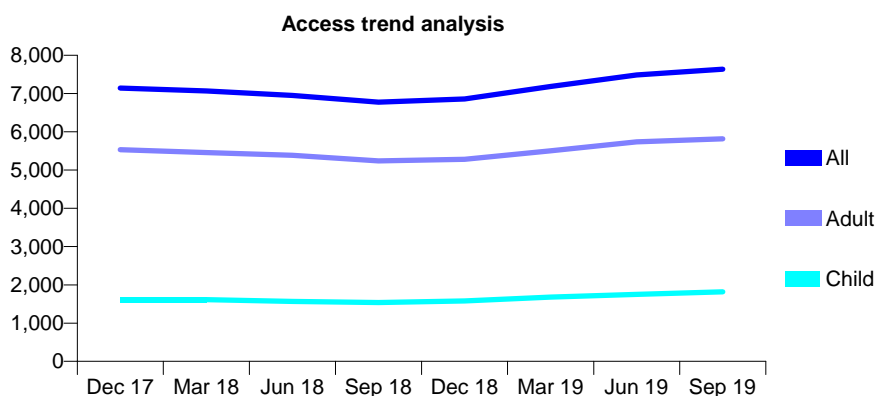
Q70 - Vital Signs At a Glance Contract Report for 127116/0002 - September 2019

Name or company name	Gosport Smile Clinic (Pitchforth & Elalami)
Contract type name	GDS Contract
Purpose of contract	General
Contract start date	01/07/2012
Contract end date	

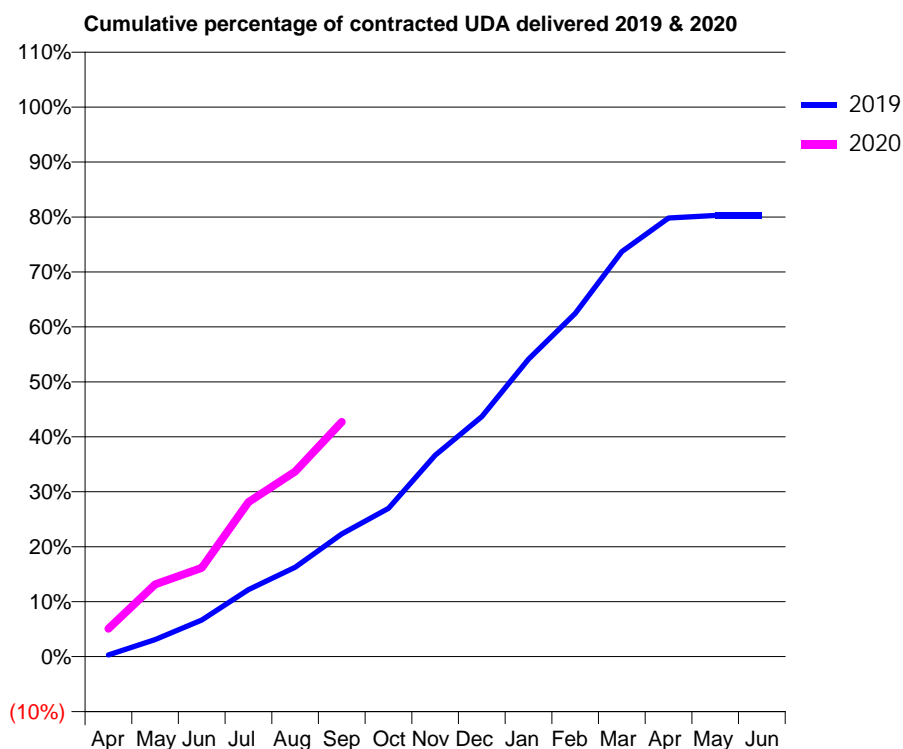
19/20 Contracted general activity (UDA)	20,000
Carry forward general activity (UDA)	0
19/20 Contracted orthodontic activity (UOA)	0
Carry forward orthodontic activity (UOA)	0
Baseline contract value	£539,533.57

ACCESS*

Patients seen in 24 months	Total	Change since previous quarter
Quarter ending September 2018	6,775	
Quarter ending December 2018	6,860	→
Quarter ending March 2019	7,181	↑
Quarter ending June 2019	7,486	↑
Quarter ending September 2019	7,635	→
Variance since September 2018	12.7%	↑



ACTIVITY



Month	Adjusted Scheduled Activity (UDA)	
	2019	2020
April	61	1,015
May	620	2,632
June	1,331	3,231
July	2,437	5,624
August	3,253	6,740
September	4,461	8,540
October	5,396	
November	7,332	
December	8,735	
January	10,828	
February	12,488	
March	14,738	
April	15,961	
May	16,054	
June	16,052	

QUALITY

	Quantity	Base Number	Contract	AT	Region	England
% of FP17s for the same patient ID Re-attending within 3 months - Children	54	1,374	3.9%	9.3%	10.8%	11.5%
% of FP17s for the same patient ID Re-attending within 3 months - Adults	442	3,878	11.4%	13.7%	15.2%	15.4%
% of FP17s for the same patient ID Re-attending between 3 & 9 months - Children	915	1,374	66.6%	62.8%	62.2%	59.7%
% of FP17s for the same patient ID Re-attending between 3 & 9 months - Adults	1,953	3,878	50.4%	53.3%	52.9%	51.7%
% of FP17s for Band 1 Urgent Courses	500	4,632	10.8%	10.0%	9.7%	9.2%
% of FP17s Relating to Free Repair or Replacements	3	4,632	0.1%	0.6%	0.6%	0.7%
% of FP17s Relating to Continuations	0	4,632	0.0%	0.8%	0.7%	0.8%
% of Patients satisfied with the dentistry they have received	4	4	N/A	93.2%	93.6%	93.5%
% of Patients satisfied with the time they had to wait for an appointment	4	4	N/A	85.0%	86.3%	87.4%

* This is based on patients treated on this contract for their most recent course of treatment. Figures in italics indicate the base number of FP17s or Patient Questionnaire responses are less than 100. N/A is shown where the base number of responses is less than 10 during the period. % is calculated as Quantity/Base number*100

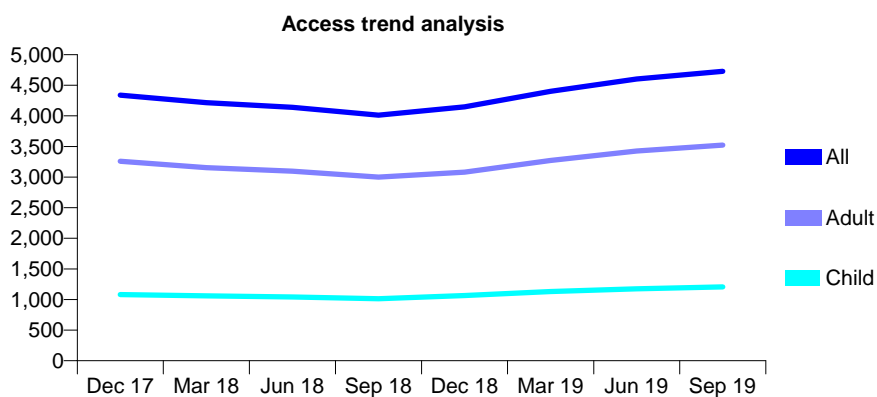
Q70 - Vital Signs At a Glance Contract Report for 127116/0004 - September 2019

Name or company name	Gosport Smile Clinic (Pitchforth & Elalami)
Contract type name	GDS Contract
Purpose of contract	General
Contract start date	01/07/2012
Contract end date	

19/20 Contracted general activity (UDA)	13,200
Carry forward general activity (UDA)	0
19/20 Contracted orthodontic activity (UOA)	0
Carry forward orthodontic activity (UOA)	0
Baseline contract value	£376,338.14

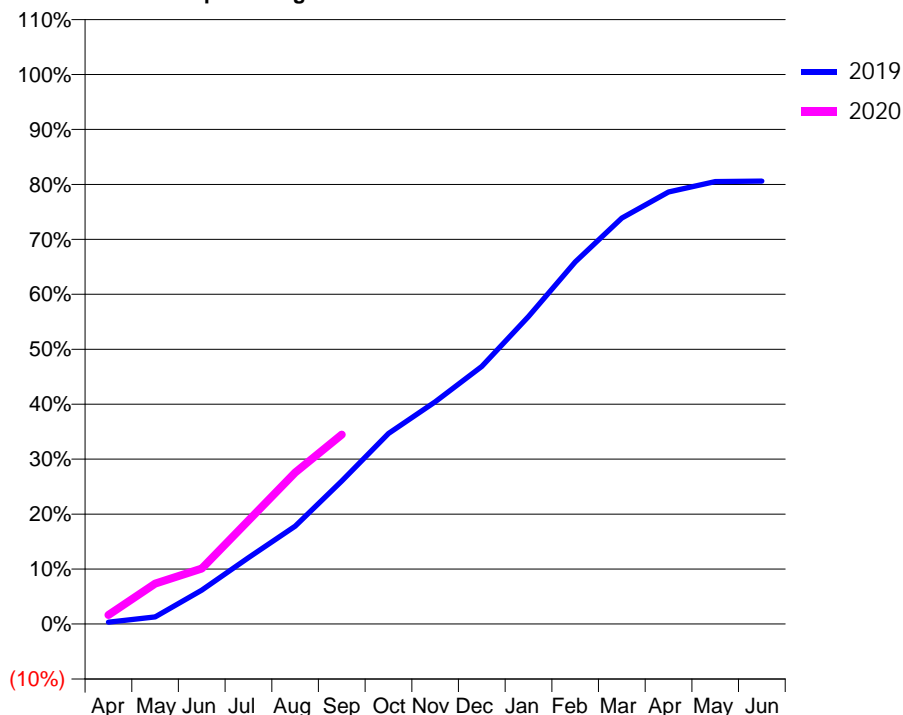
ACCESS*

Patients seen in 24 months	Total	Change since previous quarter
Quarter ending September 2018	4,013	
Quarter ending December 2018	4,148	↑
Quarter ending March 2019	4,401	↑
Quarter ending June 2019	4,602	↑
Quarter ending September 2019	4,729	↑
Variance since September 2018	17.8%	↑



ACTIVITY

Cumulative percentage of contracted UDA delivered 2019 & 2020



Adjusted Scheduled Activity (UDA)

Month	2019	2020
April	47	220
May	172	971
June	816	1,334
July	1,593	2,488
August	2,351	3,640
September	3,435	4,550
October	4,577	
November	5,338	
December	6,188	
January	7,387	
February	8,697	
March	9,749	
April	10,378	
May	10,627	
June	10,640	

QUALITY

	Quantity	Base Number	Contract	AT	Region	England
% of FP17s for the same patient ID Re-attending within 3 months - Children	29	768	3.8%	9.3%	10.8%	11.5%
% of FP17s for the same patient ID Re-attending within 3 months - Adults	250	2,389	10.5%	13.7%	15.2%	15.4%
% of FP17s for the same patient ID Re-attending between 3 & 9 months - Children	453	768	59.0%	62.8%	62.2%	59.7%
% of FP17s for the same patient ID Re-attending between 3 & 9 months - Adults	1,354	2,389	56.7%	53.3%	52.9%	51.7%
% of FP17s for Band 1 Urgent Courses	198	2,683	7.4%	10.0%	9.7%	9.2%
% of FP17s Relating to Free Repair or Replacements	8	2,683	0.3%	0.6%	0.6%	0.7%
% of FP17s Relating to Continuations	1	2,683	0.0%	0.8%	0.7%	0.8%
% of Patients satisfied with the dentistry they have received	2	3	N/A	93.2%	93.6%	93.5%
% of Patients satisfied with the time they had to wait for an appointment	2	3	N/A	85.0%	86.3%	87.4%

* This is based on patients treated on this contract for their most recent course of treatment.

Figures in italics indicate the base number of FP17s or Patient Questionnaire responses are less than 100. N/A is shown where the base number of responses is less than 10 during the period. % is calculated as Quantity/Base number*100

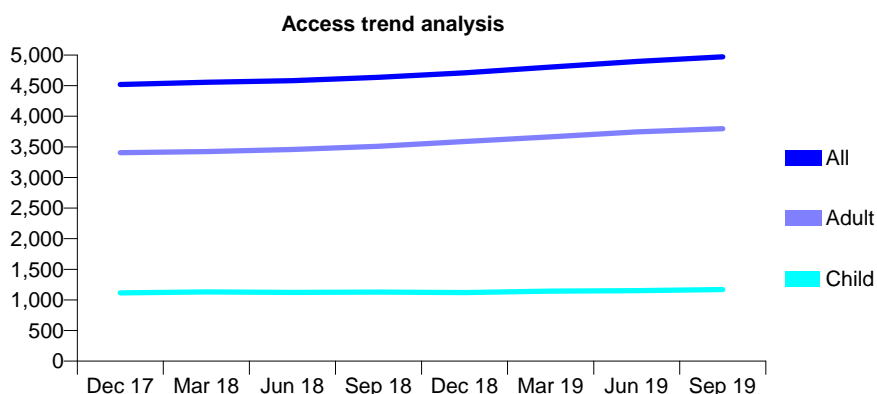
Q70 - Vital Signs At a Glance Contract Report for 128392/0001 - September 2019

Name or company name	Dr L Tangsiri
Contract type name	GDS Contract
Purpose of contract	General
Contract start date	25/09/2009
Contract end date	

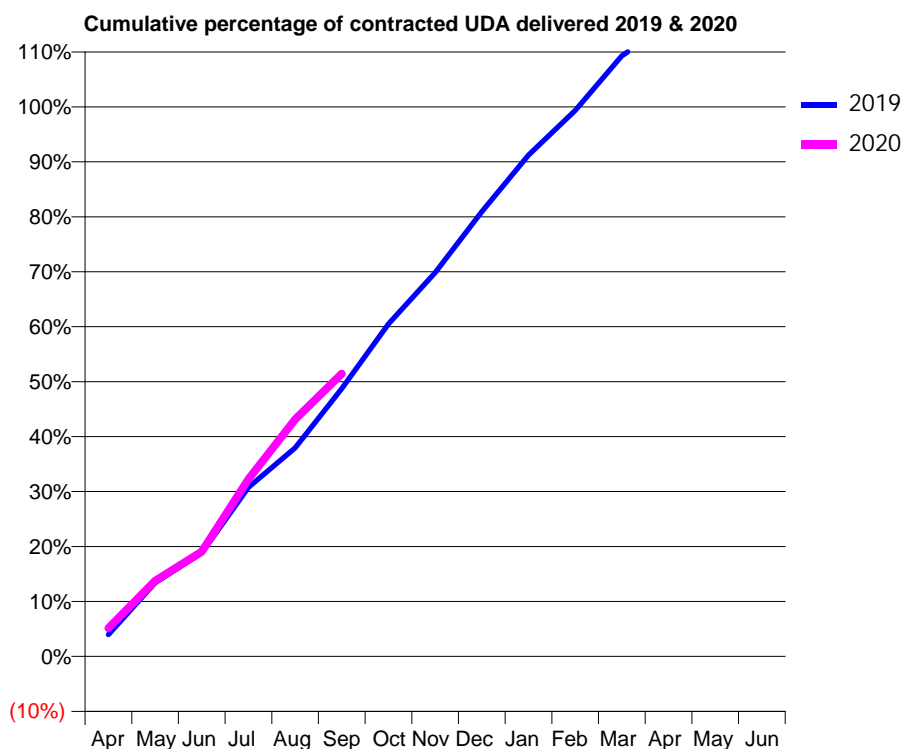
19/20 Contracted general activity (UDA)	10,368
Carry forward general activity (UDA)	0
19/20 Contracted orthodontic activity (UOA)	0
Carry forward orthodontic activity (UOA)	0
Baseline contract value	£242,840.07

ACCESS*

Patients seen in 24 months	Total	Change since previous quarter
Quarter ending September 2018	4,638	
Quarter ending December 2018	4,710	→
Quarter ending March 2019	4,805	↑
Quarter ending June 2019	4,897	→
Quarter ending September 2019	4,970	→
Variance since September 2018	7.2%	↑



ACTIVITY



Month	2019	2020
April	412	534
May	1,390	1,427
June	1,954	1,977
July	3,192	3,345
August	3,937	4,475
September	5,053	5,334
October	6,274	
November	7,241	
December	8,390	
January	9,458	
February	10,299	
March	11,332	
April	11,919	
May	11,919	
June	11,920	

QUALITY

	Quantity	Base Number	Contract	AT	Region	England
% of FP17s for the same patient ID Re-attending within 3 months - Children	37	849	4.4%	9.3%	10.8%	11.5%
% of FP17s for the same patient ID Re-attending within 3 months - Adults	319	2,748	11.6%	13.7%	15.2%	15.4%
% of FP17s for the same patient ID Re-attending between 3 & 9 months - Children	568	849	66.9%	62.8%	62.2%	59.7%
% of FP17s for the same patient ID Re-attending between 3 & 9 months - Adults	1,666	2,748	60.6%	53.3%	52.9%	51.7%
% of FP17s for Band 1 Urgent Courses	180	3,337	5.4%	10.0%	9.7%	9.2%
% of FP17s Relating to Free Repair or Replacements	16	3,337	0.5%	0.6%	0.6%	0.7%
% of FP17s Relating to Continuations	62	3,337	1.9%	0.8%	0.7%	0.8%
% of Patients satisfied with the dentistry they have received	1	1	N/A	93.2%	93.6%	93.5%
% of Patients satisfied with the time they had to wait for an appointment	1	1	N/A	85.0%	86.3%	87.4%

* This is based on patients treated on this contract for their most recent course of treatment. Figures in italics indicate the base number of FP17s or Patient Questionnaire responses are less than 100. N/A is shown where the base number of responses is less than 10 during the period. % is calculated as Quantity/Base number*100

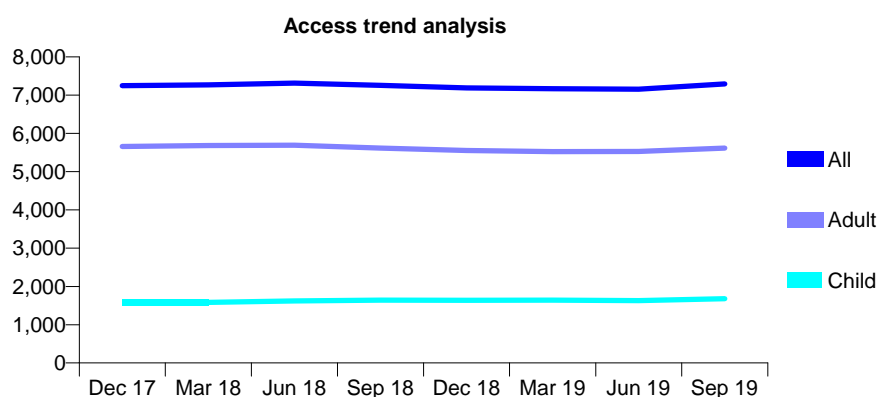
Q70 - Vital Signs At a Glance Contract Report for 128678/0001 - September 2019

Name or company name	SCA Trafalgar Dental Services Ltd
Contract type name	GDS Contract
Purpose of contract	General
Contract start date	01/04/2009
Contract end date	

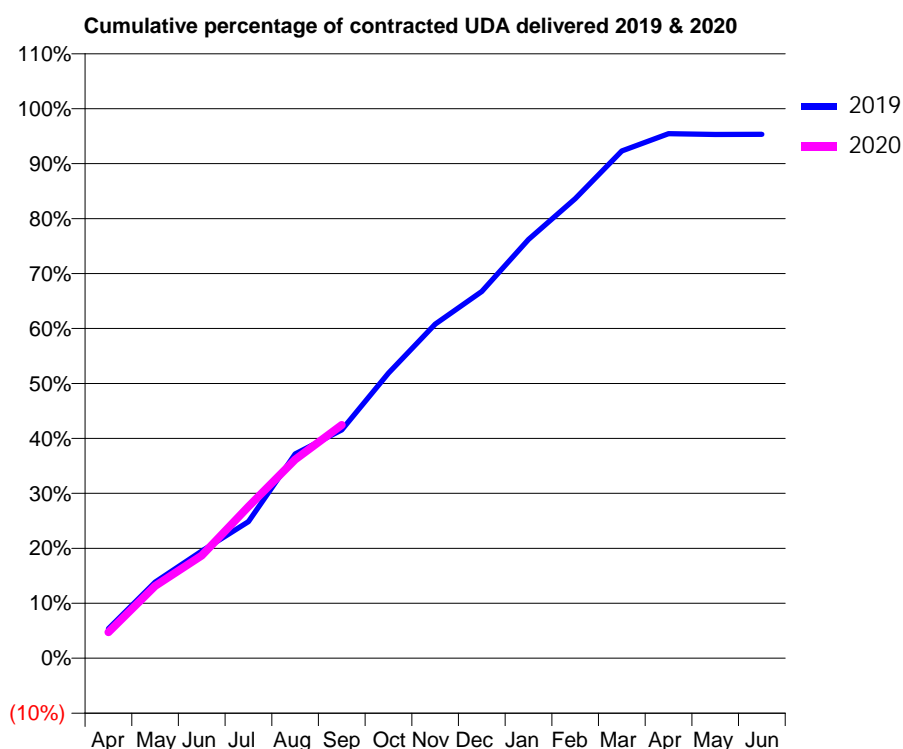
19/20 Contracted general activity (UDA)	21,352
Carry forward general activity (UDA)	0
19/20 Contracted orthodontic activity (UOA)	0
Carry forward orthodontic activity (UOA)	0
Baseline contract value	£563,809.20

ACCESS*

Patients seen in 24 months	Total	Change since previous quarter
Quarter ending September 2018	7,255	
Quarter ending December 2018	7,188	→
Quarter ending March 2019	7,169	→
Quarter ending June 2019	7,156	→
Quarter ending September 2019	7,294	→
Variance since September 2018	0.5%	→



ACTIVITY



Month	2019	2020
April	1,146	1,012
May	2,955	2,803
June	4,166	3,987
July	5,308	5,892
August	7,939	7,718
September	8,872	9,066
October	11,078	
November	12,980	
December	14,244	
January	16,268	
February	17,851	
March	19,710	
April	20,379	
May	20,352	
June	20,356	

QUALITY

	Quantity	Base Number	Contract	AT	Region	England
% of FP17s for the same patient ID Re-attending within 3 months - Children	77	1,223	6.3%	9.3%	10.8%	11.5%
% of FP17s for the same patient ID Re-attending within 3 months - Adults	371	3,837	9.7%	13.7%	15.2%	15.4%
% of FP17s for the same patient ID Re-attending between 3 & 9 months - Children	709	1,223	58.0%	62.8%	62.2%	59.7%
% of FP17s for the same patient ID Re-attending between 3 & 9 months - Adults	2,018	3,837	52.6%	53.3%	52.9%	51.7%
% of FP17s for Band 1 Urgent Courses	966	4,759	20.3%	10.0%	9.7%	9.2%
% of FP17s Relating to Free Repair or Replacements	19	4,759	0.4%	0.6%	0.6%	0.7%
% of FP17s Relating to Continuations	12	4,759	0.3%	0.8%	0.7%	0.8%
% of Patients satisfied with the dentistry they have received	2	3	N/A	93.2%	93.6%	93.5%
% of Patients satisfied with the time they had to wait for an appointment	2	3	N/A	85.0%	86.3%	87.4%

* This is based on patients treated on this contract for their most recent course of treatment.

Figures in italics indicate the base number of FP17s or Patient Questionnaire responses are less than 100. N/A is shown where the base number of responses is less than 10 during the period. % is calculated as Quantity/Base number*100

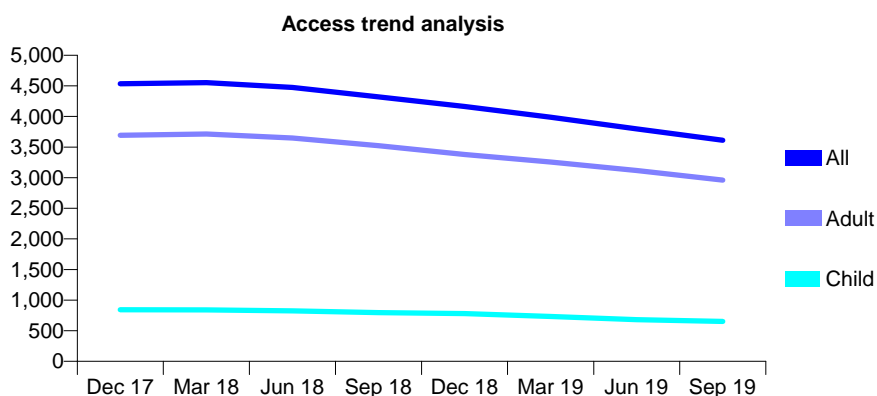
Q70 - Vital Signs At a Glance Contract Report for 128678/0002 - September 2019

Name or company name	SCA Trafalgar Dental Services Ltd
Contract type name	GDS Contract
Purpose of contract	General
Contract start date	10/02/2013
Contract end date	

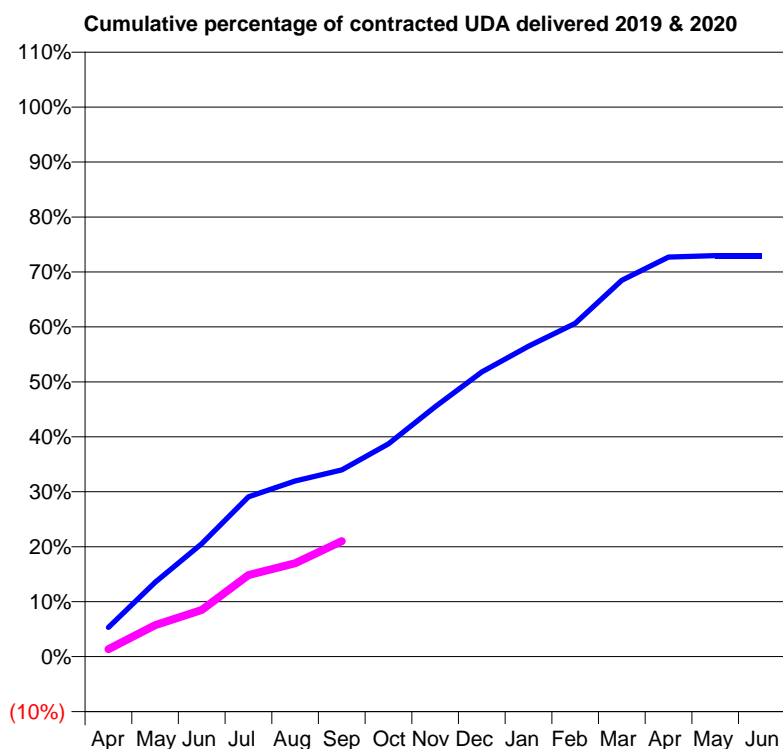
19/20 Contracted general activity (UDA)	16,000
Carry forward general activity (UDA)	0
19/20 Contracted orthodontic activity (UOA)	0
Carry forward orthodontic activity (UOA)	0
Baseline contract value	£502,286.39

ACCESS*

Patients seen in 24 months	Total	Change since previous quarter
Quarter ending September 2018	4,320	
Quarter ending December 2018	4,162	↓
Quarter ending March 2019	3,989	↓
Quarter ending June 2019	3,798	↓
Quarter ending September 2019	3,612	↓
Variance since September 2018	(16.4%)	↓



ACTIVITY



Month	Adjusted Scheduled Activity (UDA)	
	2019	2020
April	564	217
May	1,429	913
June	2,171	1,361
July	3,074	2,373
August	3,380	2,721
September	3,590	3,364
October	4,093	
November	4,805	
December	5,474	
January	5,970	
February	6,412	
March	7,239	
April	7,687	
May	7,711	
June	7,711	

QUALITY

	Quantity	Base Number	Contract	AT	Region	England
% of FP17s for the same patient ID Re-attending within 3 months - Children	12	299	4.0%	9.3%	10.8%	11.5%
% of FP17s for the same patient ID Re-attending within 3 months - Adults	199	1,518	13.1%	13.7%	15.2%	15.4%
% of FP17s for the same patient ID Re-attending between 3 & 9 months - Children	124	299	41.5%	62.8%	62.2%	59.7%
% of FP17s for the same patient ID Re-attending between 3 & 9 months - Adults	692	1,518	45.6%	53.3%	52.9%	51.7%
% of FP17s for Band 1 Urgent Courses	174	1,645	10.6%	10.0%	9.7%	9.2%
% of FP17s Relating to Free Repair or Replacements	15	1,645	0.9%	0.6%	0.6%	0.7%
% of FP17s Relating to Continuations	20	1,645	1.2%	0.8%	0.7%	0.8%
% of Patients satisfied with the dentistry they have received	0	0	N/A	93.2%	93.6%	93.5%
% of Patients satisfied with the time they had to wait for an appointment	0	0	N/A	85.0%	86.3%	87.4%

* This is based on patients treated on this contract for their most recent course of treatment. Figures in italics indicate the base number of FP17s or Patient Questionnaire responses are less than 100. N/A is shown where the base number of responses is less than 10 during the period. % is calculated as Quantity/Base number*100

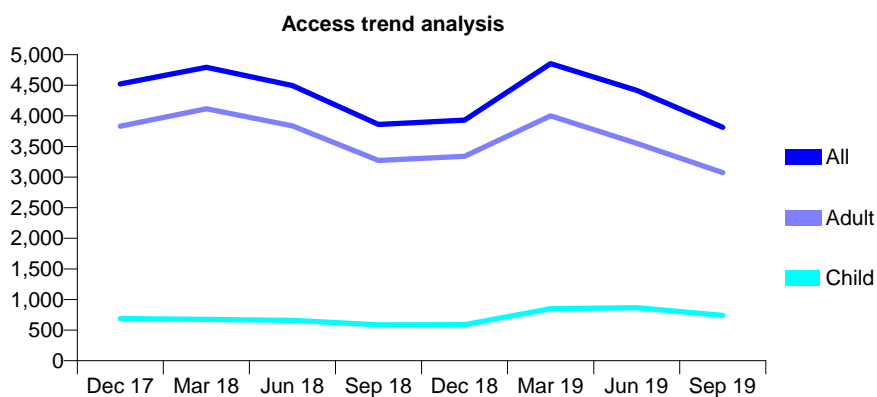
Q70 - Vital Signs At a Glance Contract Report for 129135/0001 - September 2019

Name or company name	Mr M Rzepski & Mrs A Grycz-Rzepaska
Contract type name	GDS Contract
Purpose of contract	General
Contract start date	01/04/2006
Contract end date	

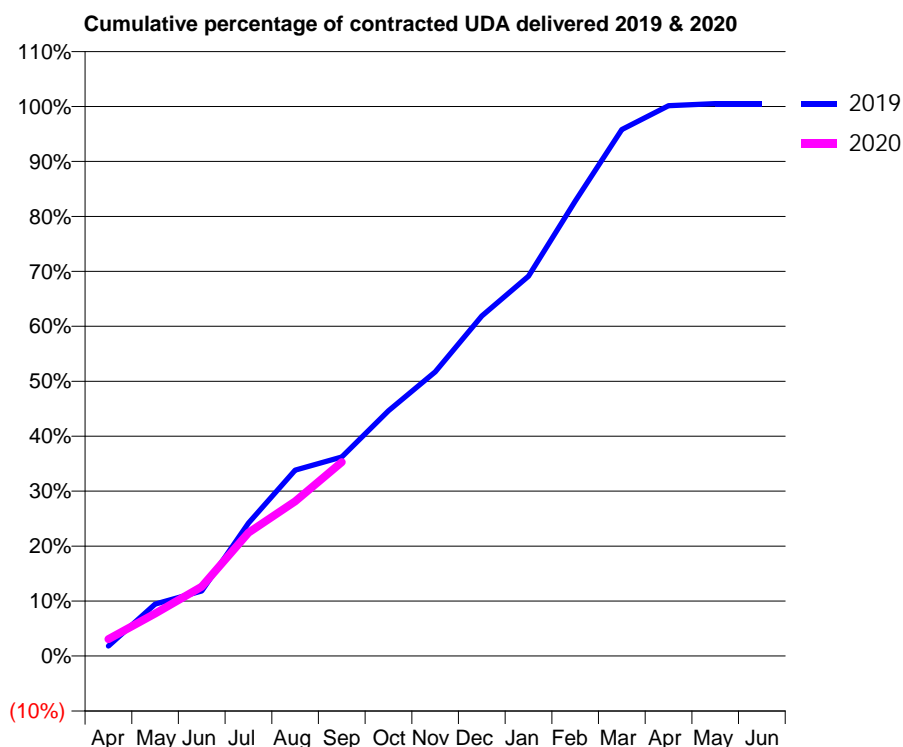
19/20 Contracted general activity (UDA)	14,316
Carry forward general activity (UDA)	0
19/20 Contracted orthodontic activity (UOA)	0
Carry forward orthodontic activity (UOA)	0
Baseline contract value	£378,198.18

ACCESS*

Patients seen in 24 months	Total	Change since previous quarter
Quarter ending September 2018	3,860	
Quarter ending December 2018	3,931	→
Quarter ending March 2019	4,852	↑
Quarter ending June 2019	4,418	↓
Quarter ending September 2019	3,814	↓
Variance since September 2018	(1.2%)	↓



ACTIVITY



Month	Adjusted Scheduled Activity (UDA)	
	2019	2020
April	246	439
May	1,267	1,107
June	1,587	1,807
July	3,244	3,213
August	4,539	4,027
September	4,861	5,051
October	5,988	
November	6,935	
December	8,302	
January	9,274	
February	11,106	
March	12,851	
April	13,433	
May	13,483	
June	13,483	

QUALITY

	Quantity	Base Number	Contract	AT	Region	England
% of FP17s for the same patient ID Re-attending within 3 months - Children	33	641	5.1%	9.3%	10.8%	11.5%
% of FP17s for the same patient ID Re-attending within 3 months - Adults	325	2,632	12.3%	13.7%	15.2%	15.4%
% of FP17s for the same patient ID Re-attending between 3 & 9 months - Children	347	641	54.1%	62.8%	62.2%	59.7%
% of FP17s for the same patient ID Re-attending between 3 & 9 months - Adults	1,536	2,632	58.4%	53.3%	52.9%	51.7%
% of FP17s for Band 1 Urgent Courses	216	2,878	7.5%	10.0%	9.7%	9.2%
% of FP17s Relating to Free Repair or Replacements	20	2,878	0.7%	0.6%	0.6%	0.7%
% of FP17s Relating to Continuations	58	2,878	2.0%	0.8%	0.7%	0.8%
% of Patients satisfied with the dentistry they have received	1	1	N/A	93.2%	93.6%	93.5%
% of Patients satisfied with the time they had to wait for an appointment	1	1	N/A	85.0%	86.3%	87.4%

* This is based on patients treated on this contract for their most recent course of treatment. Figures in italics indicate the base number of FP17s or Patient Questionnaire responses are less than 100. N/A is shown where the base number of responses is less than 10 during the period. % is calculated as Quantity/Base number*100

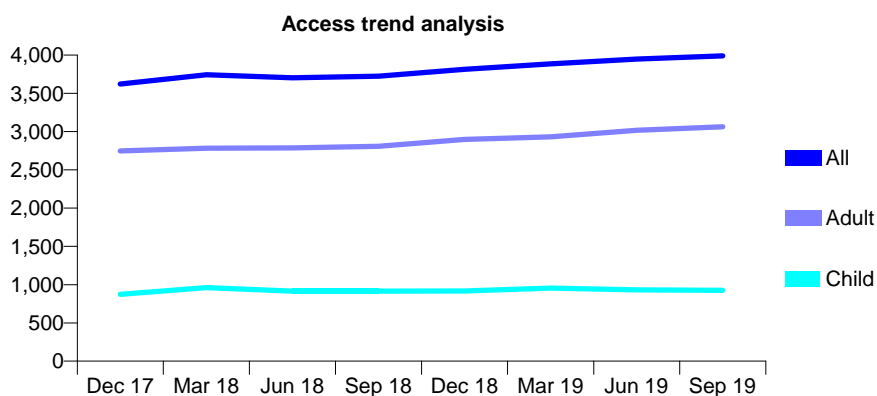
Q70 - Vital Signs At a Glance Contract Report for 129992/0008 - September 2019

Name or company name	Somerset Partnership NHS Foundation Tru:
Contract type name	PDS Contract
Purpose of contract	General
Contract start date	01/04/2015
Contract end date	31/03/2020

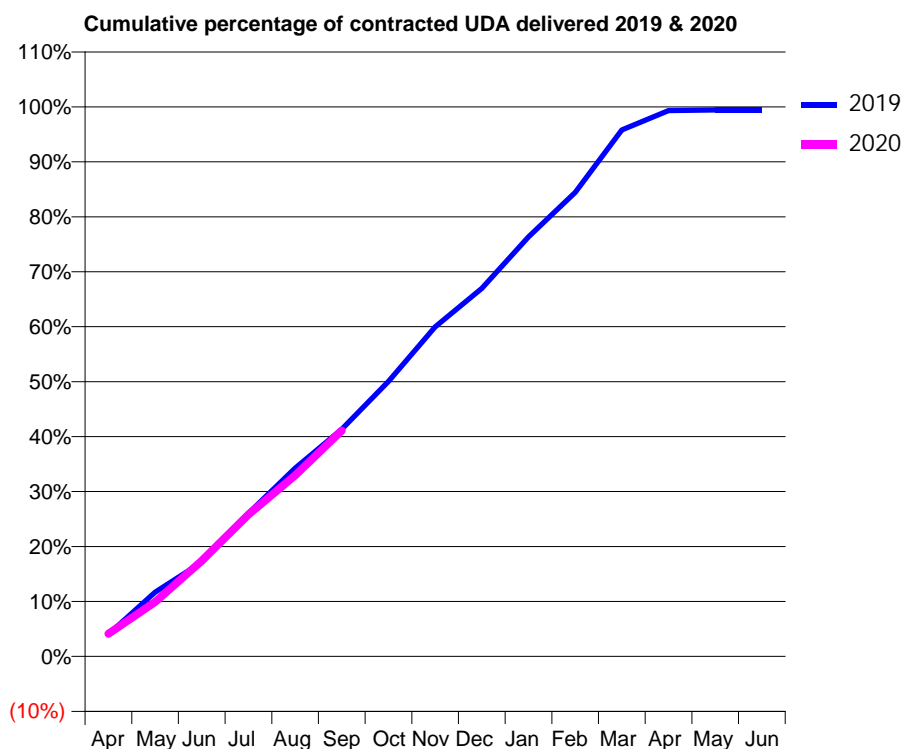
19/20 Contracted general activity (UDA)	9,333
Carry forward general activity (UDA)	51
19/20 Contracted orthodontic activity (UOA)	0
Carry forward orthodontic activity (UOA)	0
Baseline contract value	£1,809,728.00

ACCESS*

Patients seen in 24 months	Total	Change since previous quarter
Quarter ending September 2018	3,723	
Quarter ending December 2018	3,815	↑
Quarter ending March 2019	3,885	→
Quarter ending June 2019	3,948	→
Quarter ending September 2019	3,989	→
Variance since September 2018	7.1%	↑



ACTIVITY



Month	2019	2020
April	378	384
May	1,093	924
June	1,600	1,626
July	2,430	2,410
August	3,199	3,074
September	3,859	3,837
October	4,671	
November	5,598	
December	6,249	
January	7,125	
February	7,880	
March	8,940	
April	9,269	
May	9,280	
June	9,281	

QUALITY

	Quantity	Base Number	Contract	AT	Region	England
% of FP17s for the same patient ID Re-attending within 3 months - Children	35	599	5.8%	9.3%	10.8%	11.5%
% of FP17s for the same patient ID Re-attending within 3 months - Adults	194	1,805	10.7%	13.7%	15.2%	15.4%
% of FP17s for the same patient ID Re-attending between 3 & 9 months - Children	307	599	51.3%	62.8%	62.2%	59.7%
% of FP17s for the same patient ID Re-attending between 3 & 9 months - Adults	936	1,805	51.9%	53.3%	52.9%	51.7%
% of FP17s for Band 1 Urgent Courses	118	2,217	5.3%	10.0%	9.7%	9.2%
% of FP17s Relating to Free Repair or Replacements	10	2,217	0.5%	0.6%	0.6%	0.7%
% of FP17s Relating to Continuations	39	2,217	1.8%	0.8%	0.7%	0.8%
% of Patients satisfied with the dentistry they have received	1	1	N/A	93.2%	93.6%	93.5%
% of Patients satisfied with the time they had to wait for an appointment	1	1	N/A	85.0%	86.3%	87.4%

* This is based on patients treated on this contract for their most recent course of treatment. Figures in italics indicate the base number of FP17s or Patient Questionnaire responses are less than 100. N/A is shown where the base number of responses is less than 10 during the period. % is calculated as Quantity/Base number*100

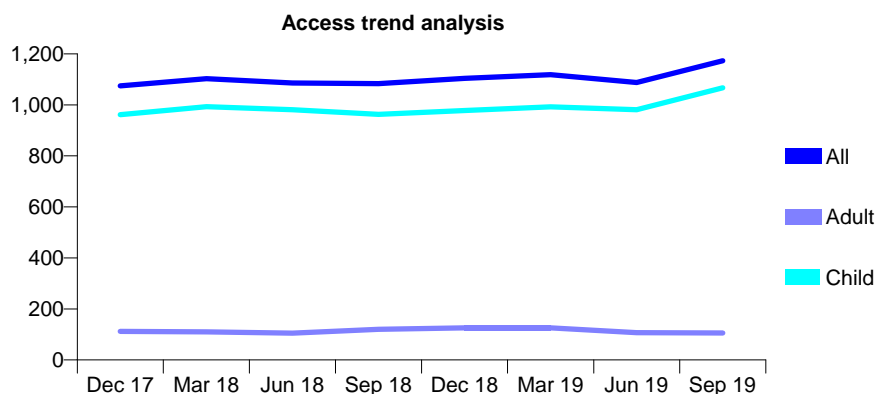
Q70 - Vital Signs At a Glance Contract Report for 129992/0009 - September 2019

Name or company name	Somerset Partnership NHS Foundation Tru:
Contract type name	PDS Contract
Purpose of contract	General
Contract start date	01/04/2015
Contract end date	31/03/2020

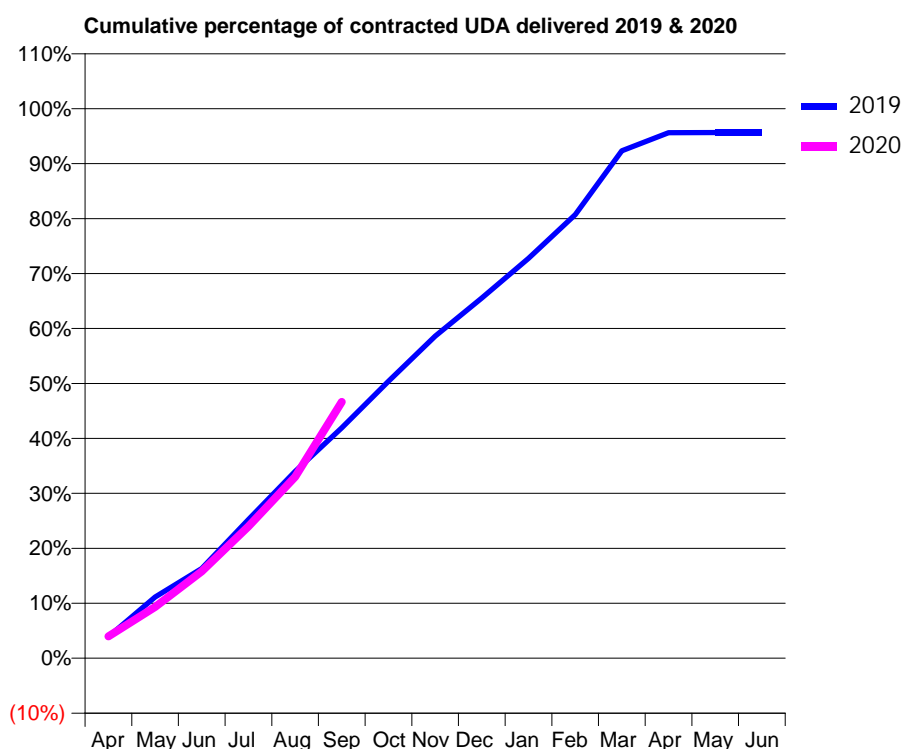
19/20 Contracted general activity (UDA)	4,666
Carry forward general activity (UDA)	0
19/20 Contracted orthodontic activity (UOA)	0
Carry forward orthodontic activity (UOA)	0
Baseline contract value	£856,447.33

ACCESS*

Patients seen in 24 months	Total	Change since previous quarter
Quarter ending September 2018	1,083	
Quarter ending December 2018	1,104	→
Quarter ending March 2019	1,118	→
Quarter ending June 2019	1,088	↓
Quarter ending September 2019	1,173	↑
Variance since September 2018	8.3%	↑



ACTIVITY



Month	2019	2020
April	183	185
May	520	436
June	761	737
July	1,177	1,119
August	1,587	1,541
September	1,956	2,177
October	2,351	
November	2,735	
December	3,057	
January	3,395	
February	3,766	
March	4,307	
April	4,462	
May	4,463	
June	4,463	

QUALITY

	Quantity	Base Number	Contract	AT	Region	England
% of FP17s for the same patient ID Re-attending within 3 months - Children	41	909	4.5%	9.3%	10.8%	11.5%
% of FP17s for the same patient ID Re-attending within 3 months - Adults	0	60	0.0%	13.7%	15.2%	15.4%
% of FP17s for the same patient ID Re-attending between 3 & 9 months - Children	83	909	9.1%	62.8%	62.2%	59.7%
% of FP17s for the same patient ID Re-attending between 3 & 9 months - Adults	2	60	3.3%	53.3%	52.9%	51.7%
% of FP17s for Band 1 Urgent Courses	17	901	1.9%	10.0%	9.7%	9.2%
% of FP17s Relating to Free Repair or Replacements	0	901	0.0%	0.6%	0.6%	0.7%
% of FP17s Relating to Continuations	11	901	1.2%	0.8%	0.7%	0.8%
% of Patients satisfied with the dentistry they have received	0	0	N/A	93.2%	93.6%	93.5%
% of Patients satisfied with the time they had to wait for an appointment	0	0	N/A	85.0%	86.3%	87.4%

* This is based on patients treated on this contract for their most recent course of treatment.

Figures in italics indicate the base number of FP17s or Patient Questionnaire responses are less than 100. N/A is shown where the base number of responses is less than 10 during the period. % is calculated as Quantity/Base number*100

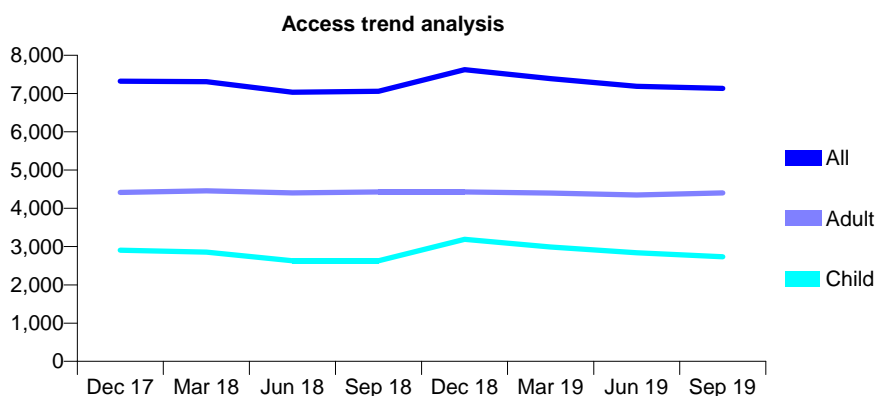
Q70 - Vital Signs At a Glance Contract Report for 130400/0001 - September 2019

Name or company name	M & A Dentmet Ltd
Contract type name	GDS Contract
Purpose of contract	General
Contract start date	01/09/2009
Contract end date	

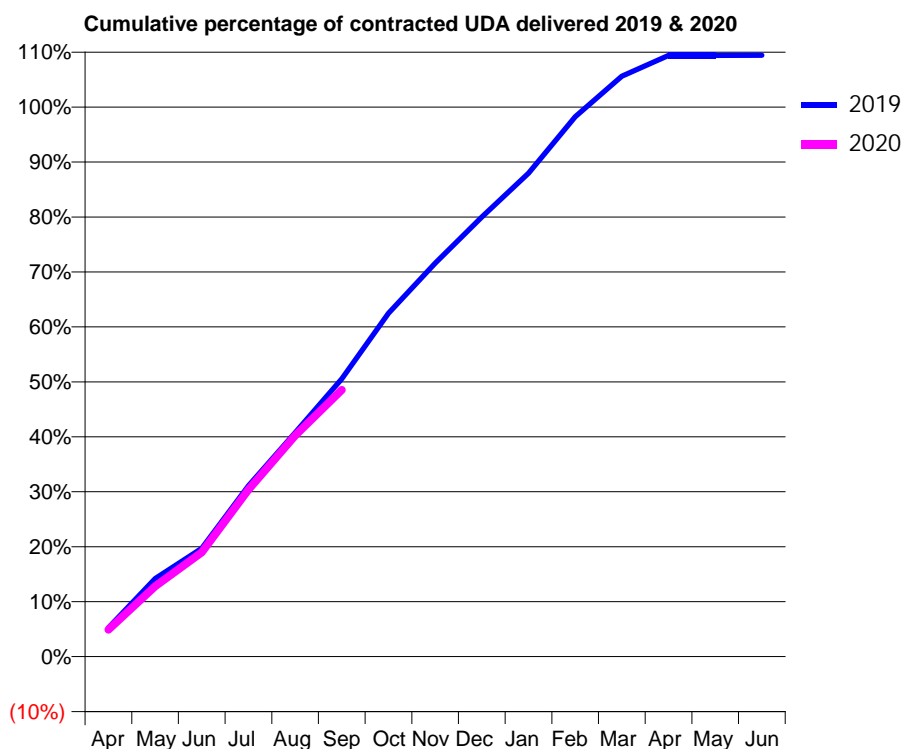
19/20 Contracted general activity (UDA)	13,601
Carry forward general activity (UDA)	0
19/20 Contracted orthodontic activity (UOA)	0
Carry forward orthodontic activity (UOA)	0
Baseline contract value	£357,451.74

ACCESS*

Patients seen in 24 months	Total	Change since previous quarter
Quarter ending September 2018	7,059	
Quarter ending December 2018	7,621	↑
Quarter ending March 2019	7,388	↓
Quarter ending June 2019	7,188	↓
Quarter ending September 2019	7,135	→
Variance since September 2018	1.1%	→



ACTIVITY



Month	Adjusted Scheduled Activity (UDA)	
	2019	2020
April	715	669
May	1,931	1,742
June	2,679	2,578
July	4,229	4,133
August	5,543	5,471
September	6,872	6,602
October	8,499	
November	9,739	
December	10,881	
January	11,962	
February	13,364	
March	14,363	
April	14,876	
May	14,881	
June	14,885	

QUALITY

	Quantity	Base Number	Contract	AT	Region	England
% of FP17s for the same patient ID Re-attending within 3 months - Children	61	1,242	4.9%	9.3%	10.8%	11.5%
% of FP17s for the same patient ID Re-attending within 3 months - Adults	267	2,879	9.3%	13.7%	15.2%	15.4%
% of FP17s for the same patient ID Re-attending between 3 & 9 months - Children	788	1,242	63.4%	62.8%	62.2%	59.7%
% of FP17s for the same patient ID Re-attending between 3 & 9 months - Adults	1,679	2,879	58.3%	53.3%	52.9%	51.7%
% of FP17s for Band 1 Urgent Courses	265	3,797	7.0%	10.0%	9.7%	9.2%
% of FP17s Relating to Free Repair or Replacements	6	3,797	0.2%	0.6%	0.6%	0.7%
% of FP17s Relating to Continuations	11	3,797	0.3%	0.8%	0.7%	0.8%
% of Patients satisfied with the dentistry they have received	0	0	N/A	93.2%	93.6%	93.5%
% of Patients satisfied with the time they had to wait for an appointment	0	0	N/A	85.0%	86.3%	87.4%

* This is based on patients treated on this contract for their most recent course of treatment. Figures in italics indicate the base number of FP17s or Patient Questionnaire responses are less than 100. N/A is shown where the base number of responses is less than 10 during the period. % is calculated as Quantity/Base number*100

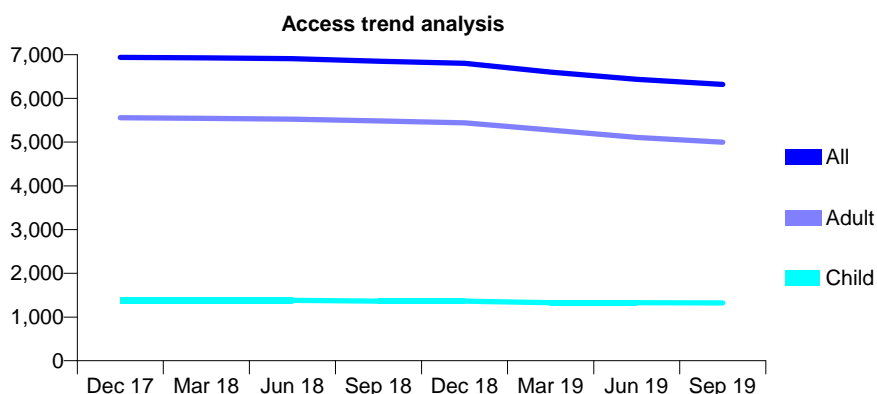
Q70 - Vital Signs At a Glance Contract Report for 130931/0001 - September 2019

Name or company name	Palmerston Precinct Practice Limited
Contract type name	GDS Contract
Purpose of contract	General
Contract start date	01/04/2008
Contract end date	

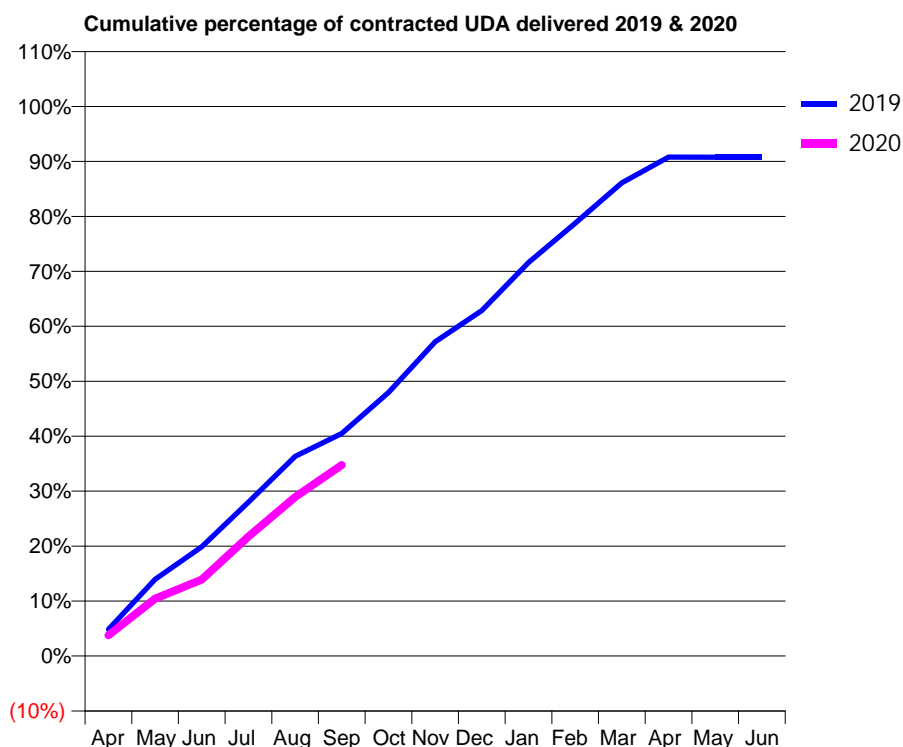
19/20 Contracted general activity (UDA)	20,100
Carry forward general activity (UDA)	0
19/20 Contracted orthodontic activity (UOA)	0
Carry forward orthodontic activity (UOA)	0
Baseline contract value	£492,917.08

ACCESS*

Patients seen in 24 months	Total	Change since previous quarter
Quarter ending September 2018	6,849	
Quarter ending December 2018	6,804	→
Quarter ending March 2019	6,603	↓
Quarter ending June 2019	6,436	↓
Quarter ending September 2019	6,319	↓
Variance since September 2018	(7.7%)	↓



ACTIVITY



Month	Adjusted Scheduled Activity (UDA)	
	2019	2020
April	893	759
May	2,570	2,102
June	3,660	2,798
July	5,149	4,370
August	6,685	5,814
September	7,447	6,985
October	8,820	
November	10,518	
December	11,562	
January	13,169	
February	14,485	
March	15,837	
April	16,700	
May	16,695	
June	16,695	

QUALITY

	Quantity	Base Number	Contract	AT	Region	England
% of FP17s for the same patient ID Re-attending within 3 months - Children	45	975	4.6%	9.3%	10.8%	11.5%
% of FP17s for the same patient ID Re-attending within 3 months - Adults	298	3,175	9.4%	13.7%	15.2%	15.4%
% of FP17s for the same patient ID Re-attending between 3 & 9 months - Children	583	975	59.8%	62.8%	62.2%	59.7%
% of FP17s for the same patient ID Re-attending between 3 & 9 months - Adults	1,712	3,175	53.9%	53.3%	52.9%	51.7%
% of FP17s for Band 1 Urgent Courses	280	3,716	7.5%	10.0%	9.7%	9.2%
% of FP17s Relating to Free Repair or Replacements	18	3,716	0.5%	0.6%	0.6%	0.7%
% of FP17s Relating to Continuations	30	3,716	0.8%	0.8%	0.7%	0.8%
% of Patients satisfied with the dentistry they have received	0	0	N/A	93.2%	93.6%	93.5%
% of Patients satisfied with the time they had to wait for an appointment	0	0	N/A	85.0%	86.3%	87.4%

* This is based on patients treated on this contract for their most recent course of treatment.

Figures in italics indicate the base number of FP17s or Patient Questionnaire responses are less than 100. N/A is shown where the base number of responses is less than 10 during the period. % is calculated as Quantity/Base number*100

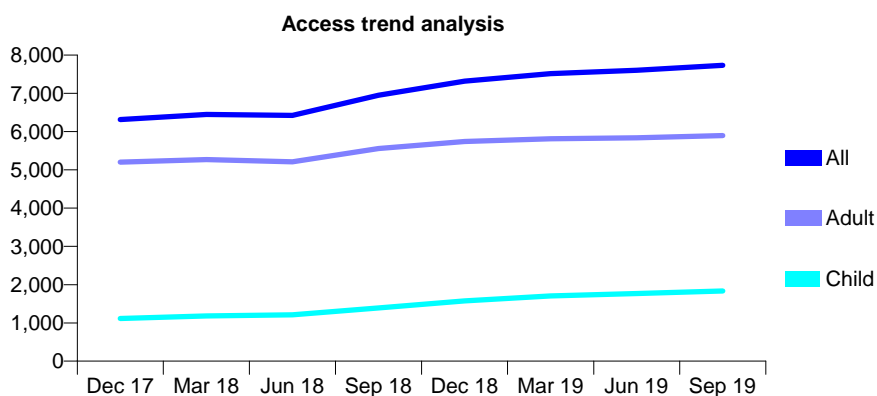
Q70 - Vital Signs At a Glance Contract Report for 131024/0001 - September 2019

Name or company name	Dr NF Portelli & Dr RO Smallwood
Contract type name	GDS Contract
Purpose of contract	General
Contract start date	01/12/2012
Contract end date	

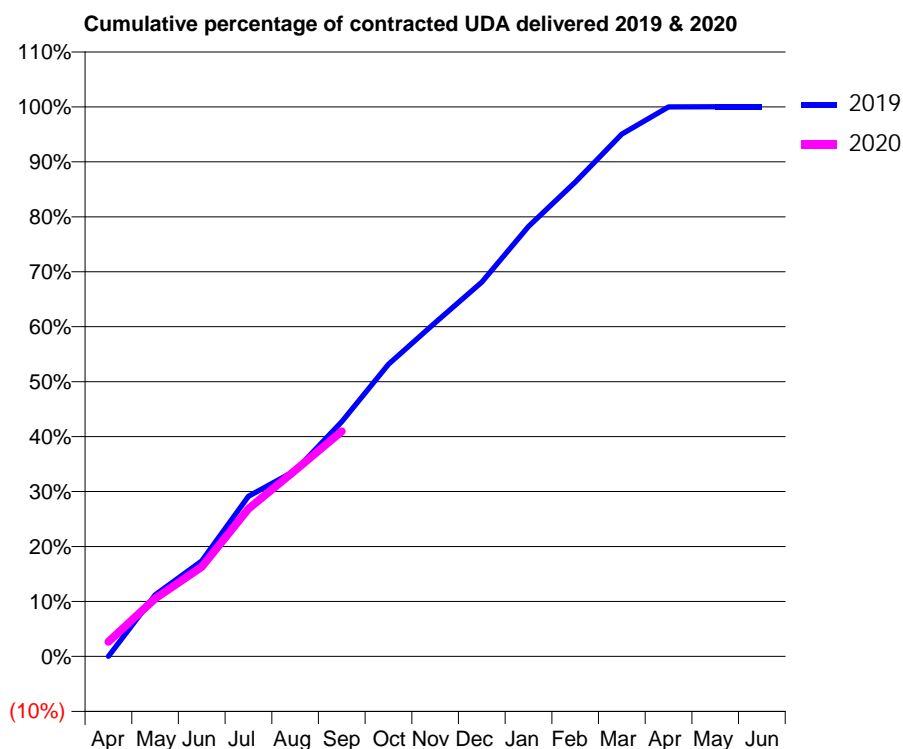
19/20 Contracted general activity (UDA)	23,747
Carry forward general activity (UDA)	0
19/20 Contracted orthodontic activity (UOA)	0
Carry forward orthodontic activity (UOA)	0
Baseline contract value	£557,010.23

ACCESS*

Patients seen in 24 months	Total	Change since previous quarter
Quarter ending September 2018	6,948	
Quarter ending December 2018	7,317	↑
Quarter ending March 2019	7,515	↑
Quarter ending June 2019	7,604	→
Quarter ending September 2019	7,734	→
Variance since September 2018	11.3%	↑



ACTIVITY



Month	Adjusted Scheduled Activity (UDA)	
	2019	2020
April	0	637
May	2,461	2,499
June	3,824	3,868
July	6,407	6,380
August	7,432	8,039
September	9,393	9,731
October	11,691	
November	13,359	
December	14,981	
January	17,206	
February	18,983	
March	20,905	
April	21,995	
May	21,998	
June	22,001	

QUALITY

	Quantity	Base Number	Contract	AT	Region	England
% of FP17s for the same patient ID Re-attending within 3 months - Children	129	1,661	7.8%	9.3%	10.8%	11.5%
% of FP17s for the same patient ID Re-attending within 3 months - Adults	568	4,971	11.4%	13.7%	15.2%	15.4%
% of FP17s for the same patient ID Re-attending between 3 & 9 months - Children	1,138	1,661	68.5%	62.8%	62.2%	59.7%
% of FP17s for the same patient ID Re-attending between 3 & 9 months - Adults	3,607	4,971	72.6%	53.3%	52.9%	51.7%
% of FP17s for Band 1 Urgent Courses	418	6,030	6.9%	10.0%	9.7%	9.2%
% of FP17s Relating to Free Repair or Replacements	20	6,030	0.3%	0.6%	0.6%	0.7%
% of FP17s Relating to Continuations	21	6,030	0.3%	0.8%	0.7%	0.8%
% of Patients satisfied with the dentistry they have received	3	3	N/A	93.2%	93.6%	93.5%
% of Patients satisfied with the time they had to wait for an appointment	3	3	N/A	85.0%	86.3%	87.4%

* This is based on patients treated on this contract for their most recent course of treatment. Figures in italics indicate the base number of FP17s or Patient Questionnaire responses are less than 100. N/A is shown where the base number of responses is less than 10 during the period. % is calculated as Quantity/Base number*100

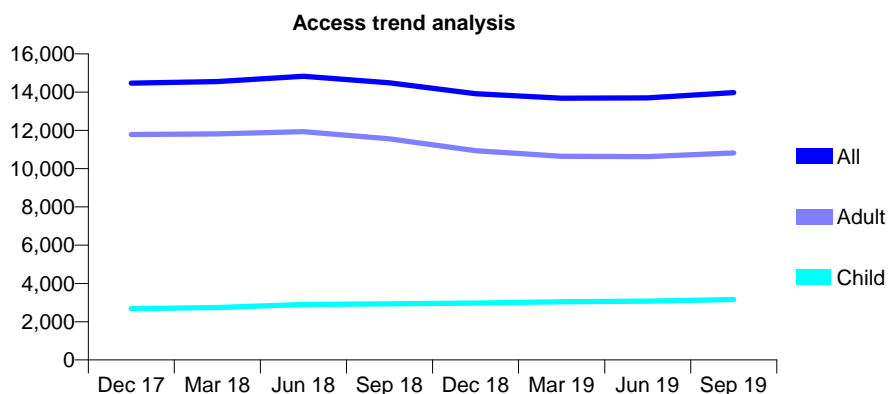
Q70 - Vital Signs At a Glance Contract Report for 132063/0001 - September 2019

Name or company name	DR A Brogan
Contract type name	GDS Contract
Purpose of contract	General
Contract start date	01/04/2011
Contract end date	

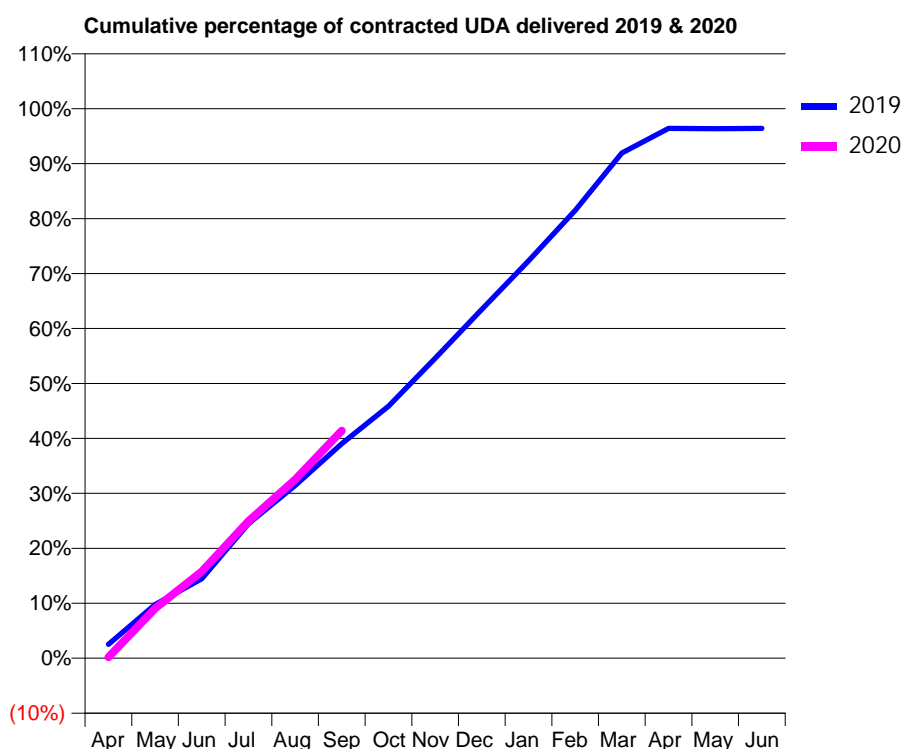
19/20 Contracted general activity (UDA)	38,250
Carry forward general activity (UDA)	1,379
19/20 Contracted orthodontic activity (UOA)	0
Carry forward orthodontic activity (UOA)	0
Baseline contract value	£1,155,176.38

ACCESS*

Patients seen in 24 months	Total	Change since previous quarter
Quarter ending September 2018	14,487	
Quarter ending December 2018	13,916	↓
Quarter ending March 2019	13,683	↓
Quarter ending June 2019	13,697	→
Quarter ending September 2019	13,977	↑
Variance since September 2018	(3.5%)	↓



ACTIVITY



Month	2019	2020
April	964	78
May	3,734	3,474
June	5,524	6,027
July	9,360	9,550
August	12,028	12,439
September	14,930	15,829
October	17,535	
November	20,884	
December	24,278	
January	27,655	
February	31,170	
March	35,169	
April	36,878	
May	36,856	
June	36,871	

QUALITY

	Quantity	Base Number	Contract	AT	Region	England
% of FP17s for the same patient ID Re-attending within 3 months - Children	130	2,424	5.4%	9.3%	10.8%	11.5%
% of FP17s for the same patient ID Re-attending within 3 months - Adults	909	7,528	12.1%	13.7%	15.2%	15.4%
% of FP17s for the same patient ID Re-attending between 3 & 9 months - Children	1,483	2,424	61.2%	62.8%	62.2%	59.7%
% of FP17s for the same patient ID Re-attending between 3 & 9 months - Adults	4,319	7,528	57.4%	53.3%	52.9%	51.7%
% of FP17s for Band 1 Urgent Courses	875	9,149	9.6%	10.0%	9.7%	9.2%
% of FP17s Relating to Free Repair or Replacements	64	9,149	0.7%	0.6%	0.6%	0.7%
% of FP17s Relating to Continuations	32	9,149	0.3%	0.8%	0.7%	0.8%
% of Patients satisfied with the dentistry they have received	8	9	N/A	93.2%	93.6%	93.5%
% of Patients satisfied with the time they had to wait for an appointment	8	9	N/A	85.0%	86.3%	87.4%

* This is based on patients treated on this contract for their most recent course of treatment.

Figures in italics indicate the base number of FP17s or Patient Questionnaire responses are less than 100. N/A is shown where the base number of responses is less than 10 during the period. % is calculated as Quantity/Base number*100

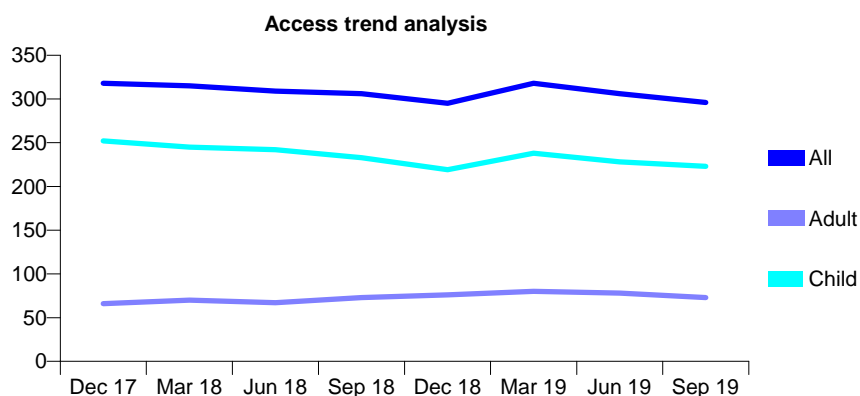
Q70 - Vital Signs At a Glance Contract Report for 133183/0001 - September 2019

Name or company name	Heath Dental Suite
Contract type name	GDS Contract
Purpose of contract	General
Contract start date	01/09/2012
Contract end date	

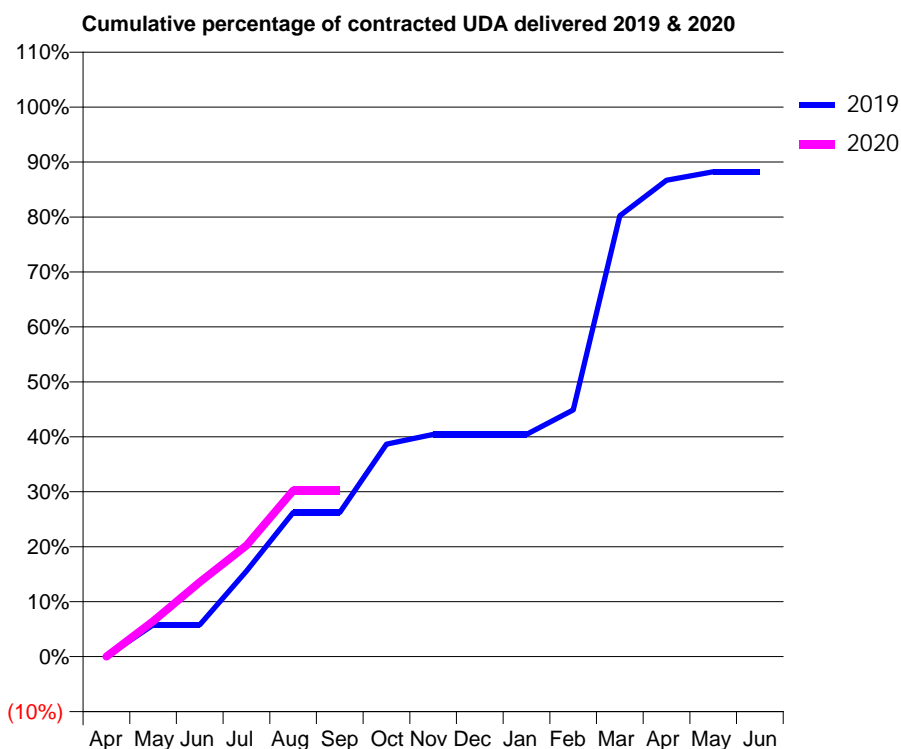
19/20 Contracted general activity (UDA)	450
Carry forward general activity (UDA)	0
19/20 Contracted orthodontic activity (UOA)	0
Carry forward orthodontic activity (UOA)	0
Baseline contract value	£11,399.70

ACCESS*

Patients seen in 24 months	Total	Change since previous quarter
Quarter ending September 2018	306	
Quarter ending December 2018	295	↓
Quarter ending March 2019	318	↑
Quarter ending June 2019	306	↓
Quarter ending September 2019	296	↓
Variance since September 2018	(3.3%)	↓



ACTIVITY



Month	Adjusted Scheduled Activity (UDA)	
	2019	2020
April	0	0
May	26	29
June	26	61
July	70	91
August	118	136
September	118	136
October	174	
November	182	
December	182	
January	182	
February	202	
March	361	
April	390	
May	397	
June	397	

QUALITY

	Quantity	Base Number	Contract	AT	Region	England
% of FP17s for the same patient ID Re-attending within 3 months - Children	5	136	3.7%	9.3%	10.8%	11.5%
% of FP17s for the same patient ID Re-attending within 3 months - Adults	0	18	0.0%	13.7%	15.2%	15.4%
% of FP17s for the same patient ID Re-attending between 3 & 9 months - Children	76	136	55.9%	62.8%	62.2%	59.7%
% of FP17s for the same patient ID Re-attending between 3 & 9 months - Adults	10	18	55.6%	53.3%	52.9%	51.7%
% of FP17s for Band 1 Urgent Courses	0	120	0.0%	10.0%	9.7%	9.2%
% of FP17s Relating to Free Repair or Replacements	0	120	0.0%	0.6%	0.6%	0.7%
% of FP17s Relating to Continuations	0	120	0.0%	0.8%	0.7%	0.8%
% of Patients satisfied with the dentistry they have received	0	0	N/A	93.2%	93.6%	93.5%
% of Patients satisfied with the time they had to wait for an appointment	0	0	N/A	85.0%	86.3%	87.4%

* This is based on patients treated on this contract for their most recent course of treatment. Figures in italics indicate the base number of FP17s or Patient Questionnaire responses are less than 100. N/A is shown where the base number of responses is less than 10 during the period. % is calculated as Quantity/Base number*100

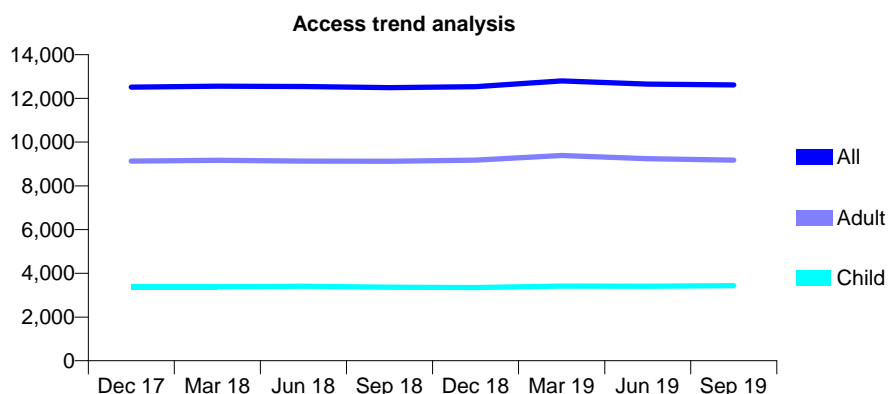
Q70 - Vital Signs At a Glance Contract Report for 133302/0001 - September 2019

Name or company name	Fleet Dental Centre limited
Contract type name	GDS Contract
Purpose of contract	General
Contract start date	01/04/2013
Contract end date	

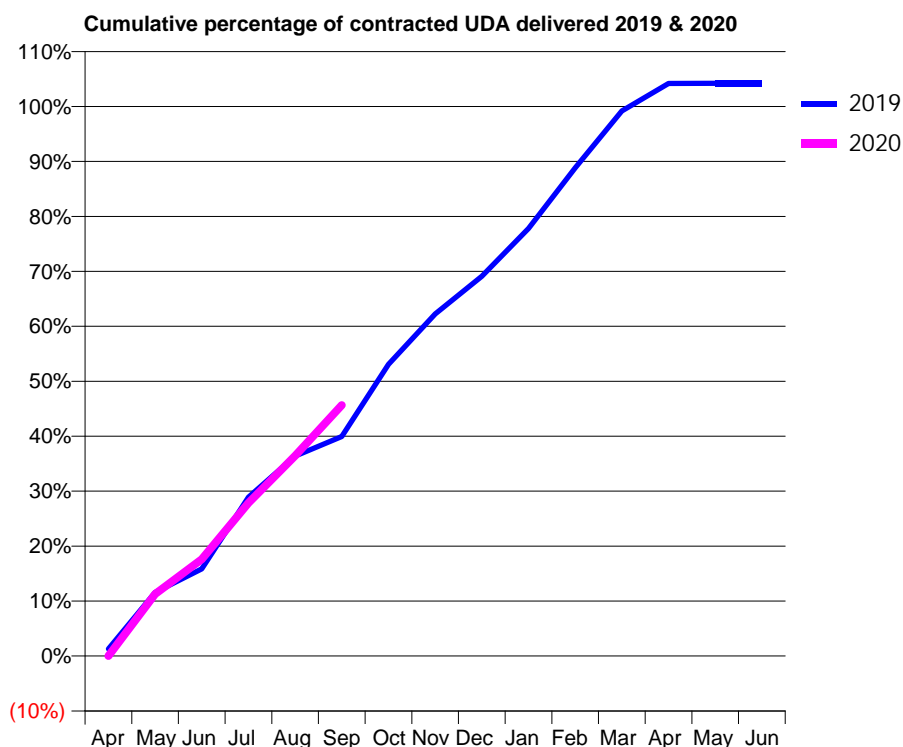
19/20 Contracted general activity (UDA)	25,346
Carry forward general activity (UDA)	0
19/20 Contracted orthodontic activity (UOA)	0
Carry forward orthodontic activity (UOA)	0
Baseline contract value	£630,370.31

ACCESS*

Patients seen in 24 months	Total	Change since previous quarter
Quarter ending September 2018	12,488	
Quarter ending December 2018	12,532	→
Quarter ending March 2019	12,800	↑
Quarter ending June 2019	12,655	↓
Quarter ending September 2019	12,618	→
Variance since September 2018	1.0%	→



ACTIVITY



Month	Adjusted Scheduled Activity (UDA)	
	2019	2020
April	327	0
May	2,939	2,862
June	4,020	4,461
July	7,329	7,056
August	9,221	9,234
September	10,124	11,573
October	13,457	
November	15,781	
December	17,515	
January	19,721	
February	22,513	
March	25,132	
April	26,410	
May	26,412	
June	26,416	

QUALITY

	Quantity	Base Number	Contract	AT	Region	England
% of FP17s for the same patient ID Re-attending within 3 months - Children	181	2,778	6.5%	9.3%	10.8%	11.5%
% of FP17s for the same patient ID Re-attending within 3 months - Adults	811	6,478	12.5%	13.7%	15.2%	15.4%
% of FP17s for the same patient ID Re-attending between 3 & 9 months - Children	1,900	2,778	68.4%	62.8%	62.2%	59.7%
% of FP17s for the same patient ID Re-attending between 3 & 9 months - Adults	4,082	6,478	63.0%	53.3%	52.9%	51.7%
% of FP17s for Band 1 Urgent Courses	430	7,692	5.6%	10.0%	9.7%	9.2%
% of FP17s Relating to Free Repair or Replacements	50	7,692	0.7%	0.6%	0.6%	0.7%
% of FP17s Relating to Continuations	54	7,692	0.7%	0.8%	0.7%	0.8%
% of Patients satisfied with the dentistry they have received	12	12	100.0%	93.2%	93.6%	93.5%
% of Patients satisfied with the time they had to wait for an appointment	10	12	83.3%	85.0%	86.3%	87.4%

* This is based on patients treated on this contract for their most recent course of treatment. Figures in italics indicate the base number of FP17s or Patient Questionnaire responses are less than 100. N/A is shown where the base number of responses is less than 10 during the period. % is calculated as Quantity/Base number*100

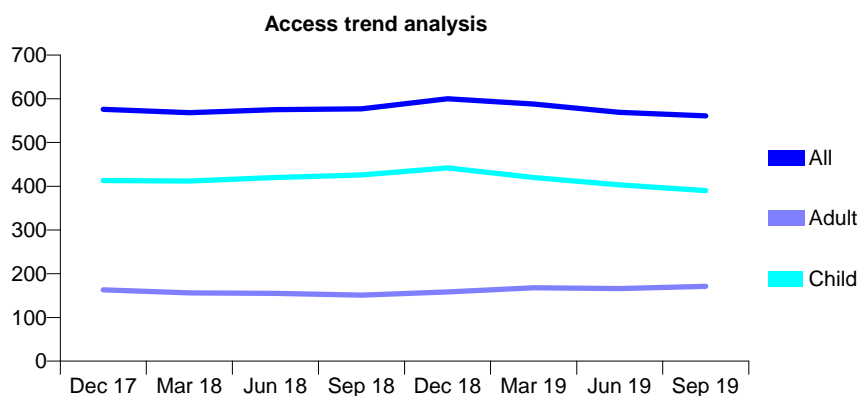
Q70 - Vital Signs At a Glance Contract Report for 134074/0001 - September 2019

Name or company name	Dr Pawel Kiersz and Dr Ewelina Kiersz
Contract type name	GDS Contract
Purpose of contract	General
Contract start date	30/04/2010
Contract end date	

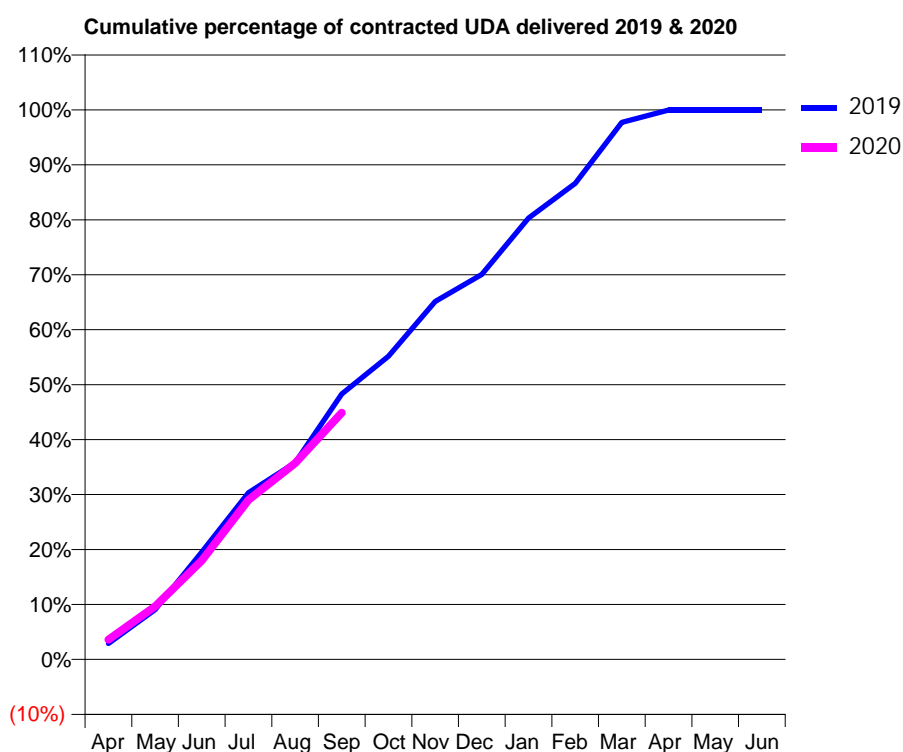
19/20 Contracted general activity (UDA)	1,389
Carry forward general activity (UDA)	0
19/20 Contracted orthodontic activity (UOA)	0
Carry forward orthodontic activity (UOA)	0
Baseline contract value	£29,873.45

ACCESS*

Patients seen in 24 months	Total	Change since previous quarter
Quarter ending September 2018	577	
Quarter ending December 2018	600	↑
Quarter ending March 2019	588	↓
Quarter ending June 2019	569	↓
Quarter ending September 2019	561	↓
Variance since September 2018	(2.8%)	↓



ACTIVITY



Month	2019	2020
April	40	50
May	126	134
June	271	250
July	422	403
August	497	496
September	671	624
October	766	
November	905	
December	973	
January	1,115	
February	1,203	
March	1,357	
April	1,389	
May	1,389	
June	1,389	

QUALITY

	Quantity	Base Number	Contract	AT	Region	England
% of FP17s for the same patient ID Re-attending within 3 months - Children	21	279	7.5%	9.3%	10.8%	11.5%
% of FP17s for the same patient ID Re-attending within 3 months - Adults	13	88	14.8%	13.7%	15.2%	15.4%
% of FP17s for the same patient ID Re-attending between 3 & 9 months - Children	194	279	69.5%	62.8%	62.2%	59.7%
% of FP17s for the same patient ID Re-attending between 3 & 9 months - Adults	43	88	48.9%	53.3%	52.9%	51.7%
% of FP17s for Band 1 Urgent Courses	9	355	2.5%	10.0%	9.7%	9.2%
% of FP17s Relating to Free Repair or Replacements	0	355	0.0%	0.6%	0.6%	0.7%
% of FP17s Relating to Continuations	0	355	0.0%	0.8%	0.7%	0.8%
% of Patients satisfied with the dentistry they have received	0	0	N/A	93.2%	93.6%	93.5%
% of Patients satisfied with the time they had to wait for an appointment	0	0	N/A	85.0%	86.3%	87.4%

* This is based on patients treated on this contract for their most recent course of treatment. Figures in italics indicate the base number of FP17s or Patient Questionnaire responses are less than 100. N/A is shown where the base number of responses is less than 10 during the period. % is calculated as Quantity/Base number*100

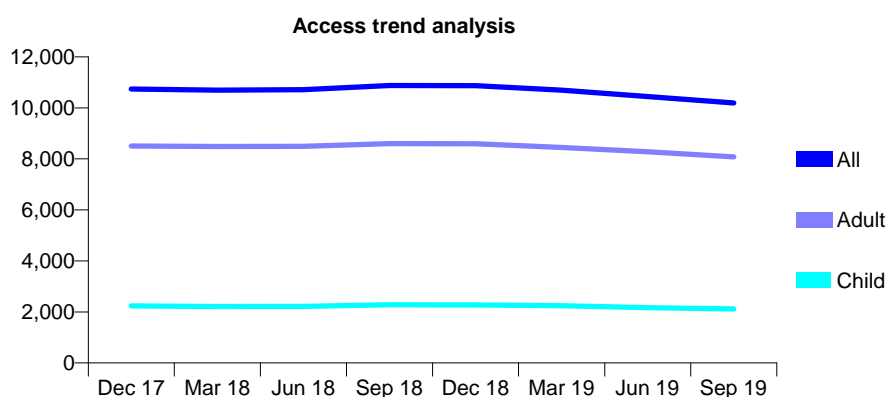
Q70 - Vital Signs At a Glance Contract Report for 136042/0001 - September 2019

Name or company name	Bryant R, Preddy S, Yates M & Shahi M
Contract type name	PDS Contract
Purpose of contract	General
Contract start date	01/04/2006
Contract end date	31/03/2026

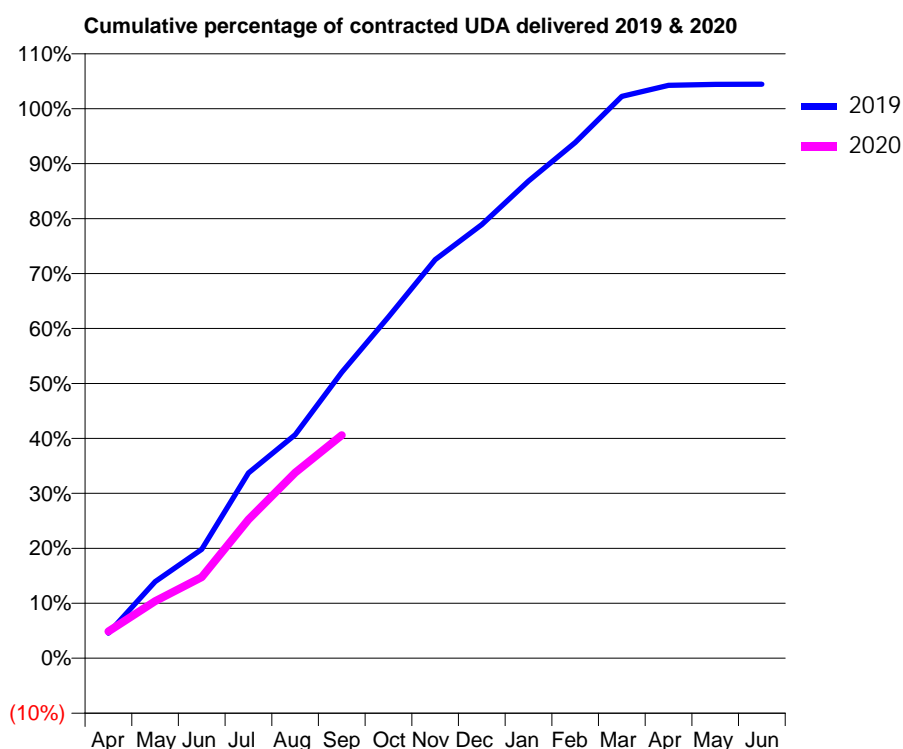
19/20 Contracted general activity (UDA)	28,500
Carry forward general activity (UDA)	0
19/20 Contracted orthodontic activity (UOA)	0
Carry forward orthodontic activity (UOA)	0
Baseline contract value	£928,245.47

ACCESS*

Patients seen in 24 months	Total	Change since previous quarter
Quarter ending September 2018	10,880	
Quarter ending December 2018	10,869	→
Quarter ending March 2019	10,694	↓
Quarter ending June 2019	10,445	↓
Quarter ending September 2019	10,196	↓
Variance since September 2018	(6.3%)	↓



ACTIVITY



Month	2019	2020
April	1,300	1,392
May	3,973	2,962
June	5,650	4,209
July	9,612	7,199
August	11,593	9,623
September	14,823	11,565
October	17,700	
November	20,671	
December	22,486	
January	24,751	
February	26,748	
March	29,135	
April	29,706	
May	29,755	
June	29,763	

QUALITY

	Quantity	Base Number	Contract	AT	Region	England
% of FP17s for the same patient ID Re-attending within 3 months - Children	59	1,385	4.3%	9.3%	10.8%	11.5%
% of FP17s for the same patient ID Re-attending within 3 months - Adults	341	4,367	7.8%	13.7%	15.2%	15.4%
% of FP17s for the same patient ID Re-attending between 3 & 9 months - Children	860	1,385	62.1%	62.8%	62.2%	59.7%
% of FP17s for the same patient ID Re-attending between 3 & 9 months - Adults	1,293	4,367	29.6%	53.3%	52.9%	51.7%
% of FP17s for Band 1 Urgent Courses	411	5,437	7.6%	10.0%	9.7%	9.2%
% of FP17s Relating to Free Repair or Replacements	19	5,437	0.3%	0.6%	0.6%	0.7%
% of FP17s Relating to Continuations	19	5,437	0.3%	0.8%	0.7%	0.8%
% of Patients satisfied with the dentistry they have received	1	1	N/A	93.2%	93.6%	93.5%
% of Patients satisfied with the time they had to wait for an appointment	1	1	N/A	85.0%	86.3%	87.4%

* This is based on patients treated on this contract for their most recent course of treatment.

Figures in italics indicate the base number of FP17s or Patient Questionnaire responses are less than 100. N/A is shown where the base number of responses is less than 10 during the period. % is calculated as Quantity/Base number*100

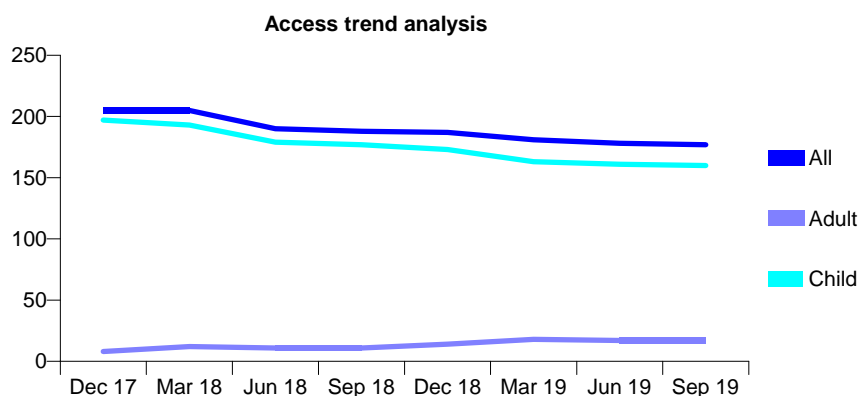
Q70 - Vital Signs At a Glance Contract Report for 136514/0001 - September 2019

Name or company name	Parkstone Dental Practice
Contract type name	GDS Contract
Purpose of contract	General
Contract start date	01/04/2016
Contract end date	

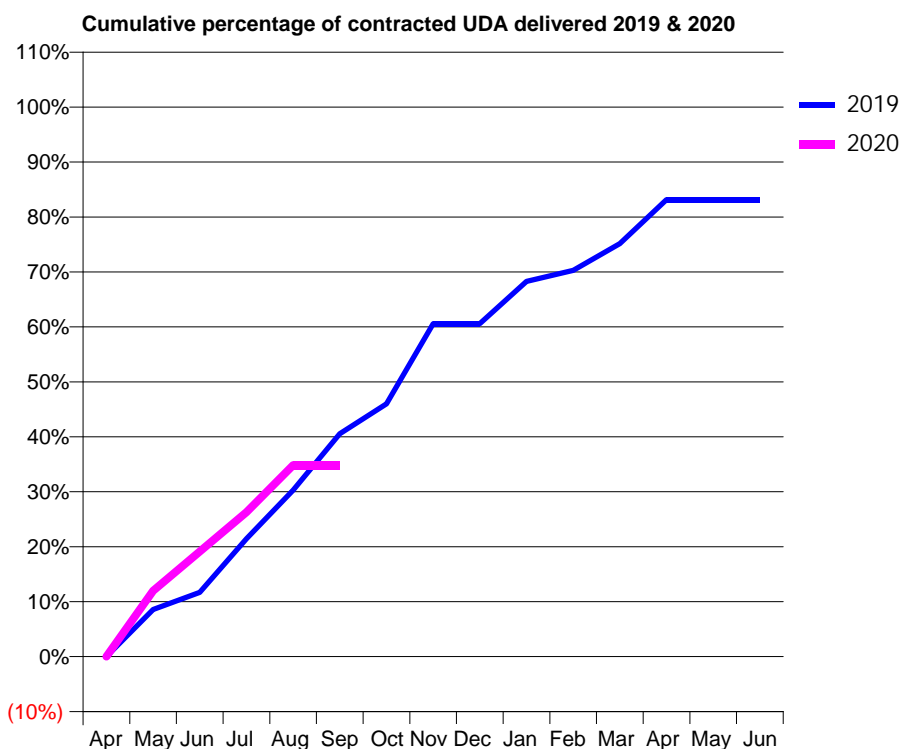
19/20 Contracted general activity (UDA)	350
Carry forward general activity (UDA)	0
19/20 Contracted orthodontic activity (UOA)	0
Carry forward orthodontic activity (UOA)	0
Baseline contract value	£9,537.55

ACCESS*

Patients seen in 24 months	Total	Change since previous quarter
Quarter ending September 2018	188	
Quarter ending December 2018	187	→
Quarter ending March 2019	181	↓
Quarter ending June 2019	178	↓
Quarter ending September 2019	177	→
Variance since September 2018	(5.9%)	↓



ACTIVITY



Month	Adjusted Scheduled Activity (UDA)	
	2019	2020
April	0	0
May	30	42
June	41	67
July	75	92
August	106	122
September	142	122
October	161	
November	212	
December	212	
January	239	
February	246	
March	263	
April	291	
May	291	
June	291	

QUALITY

	Quantity	Base Number	Contract	AT	Region	England
% of FP17s for the same patient ID Re-attending within 3 months - Children	7	127	5.5%	9.3%	10.8%	11.5%
% of FP17s for the same patient ID Re-attending within 3 months - Adults	0	0	N/A	13.7%	15.2%	15.4%
% of FP17s for the same patient ID Re-attending between 3 & 9 months - Children	93	127	73.2%	62.8%	62.2%	59.7%
% of FP17s for the same patient ID Re-attending between 3 & 9 months - Adults	0	0	N/A	53.3%	52.9%	51.7%
% of FP17s for Band 1 Urgent Courses	0	100	0.0%	10.0%	9.7%	9.2%
% of FP17s Relating to Free Repair or Replacements	0	100	0.0%	0.6%	0.6%	0.7%
% of FP17s Relating to Continuations	0	100	0.0%	0.8%	0.7%	0.8%
% of Patients satisfied with the dentistry they have received	0	0	N/A	93.2%	93.6%	93.5%
% of Patients satisfied with the time they had to wait for an appointment	0	0	N/A	85.0%	86.3%	87.4%

* This is based on patients treated on this contract for their most recent course of treatment. Figures in italics indicate the base number of FP17s or Patient Questionnaire responses are less than 100. N/A is shown where the base number of responses is less than 10 during the period. % is calculated as Quantity/Base number*100

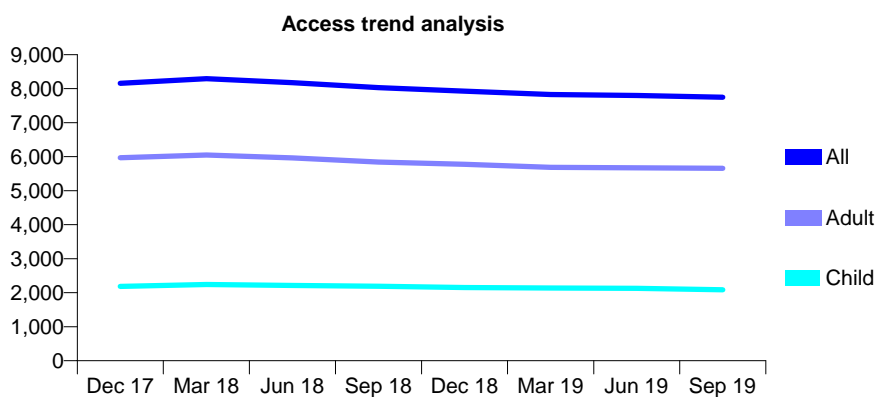
Q70 - Vital Signs At a Glance Contract Report for 137588/0001 - September 2019

Name or company name	Damira Dental Studios Ltd
Contract type name	GDS Contract
Purpose of contract	General
Contract start date	01/08/2011
Contract end date	

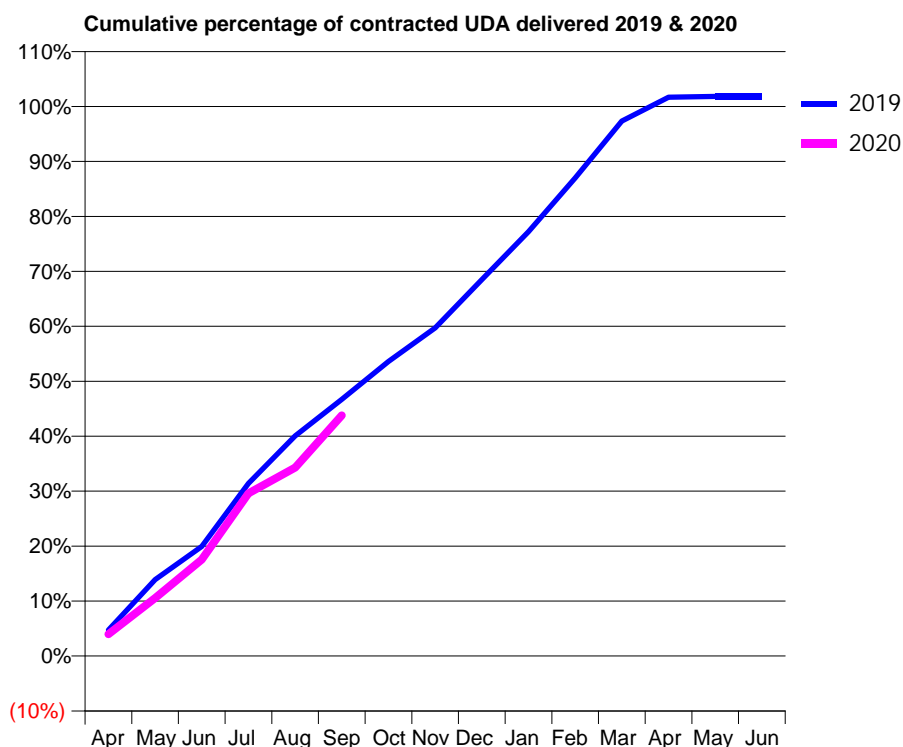
19/20 Contracted general activity (UDA)	20,000
Carry forward general activity (UDA)	0
19/20 Contracted orthodontic activity (UOA)	0
Carry forward orthodontic activity (UOA)	0
Baseline contract value	£537,405.42

ACCESS*

Patients seen in 24 months	Total	Change since previous quarter
Quarter ending September 2018	8,031	
Quarter ending December 2018	7,929	↓
Quarter ending March 2019	7,829	↓
Quarter ending June 2019	7,799	→
Quarter ending September 2019	7,747	→
Variance since September 2018	(3.5%)	↓



ACTIVITY



Month	Adjusted Scheduled Activity (UDA)	
	2019	2020
April	948	797
May	2,782	2,116
June	3,988	3,510
July	6,281	5,920
August	8,008	6,860
September	9,339	8,758
October	10,718	
November	11,940	
December	13,696	
January	15,446	
February	17,400	
March	19,468	
April	20,335	
May	20,363	
June	20,369	

QUALITY

	Quantity	Base Number	Contract	AT	Region	England
% of FP17s for the same patient ID Re-attending within 3 months - Children	48	1,415	3.4%	9.3%	10.8%	11.5%
% of FP17s for the same patient ID Re-attending within 3 months - Adults	232	3,596	6.5%	13.7%	15.2%	15.4%
% of FP17s for the same patient ID Re-attending between 3 & 9 months - Children	909	1,415	64.2%	62.8%	62.2%	59.7%
% of FP17s for the same patient ID Re-attending between 3 & 9 months - Adults	2,237	3,596	62.2%	53.3%	52.9%	51.7%
% of FP17s for Band 1 Urgent Courses	126	4,601	2.7%	10.0%	9.7%	9.2%
% of FP17s Relating to Free Repair or Replacements	24	4,601	0.5%	0.6%	0.6%	0.7%
% of FP17s Relating to Continuations	4	4,601	0.1%	0.8%	0.7%	0.8%
% of Patients satisfied with the dentistry they have received	6	6	N/A	93.2%	93.6%	93.5%
% of Patients satisfied with the time they had to wait for an appointment	6	6	N/A	85.0%	86.3%	87.4%

* This is based on patients treated on this contract for their most recent course of treatment. Figures in italics indicate the base number of FP17s or Patient Questionnaire responses are less than 100. N/A is shown where the base number of responses is less than 10 during the period. % is calculated as Quantity/Base number*100

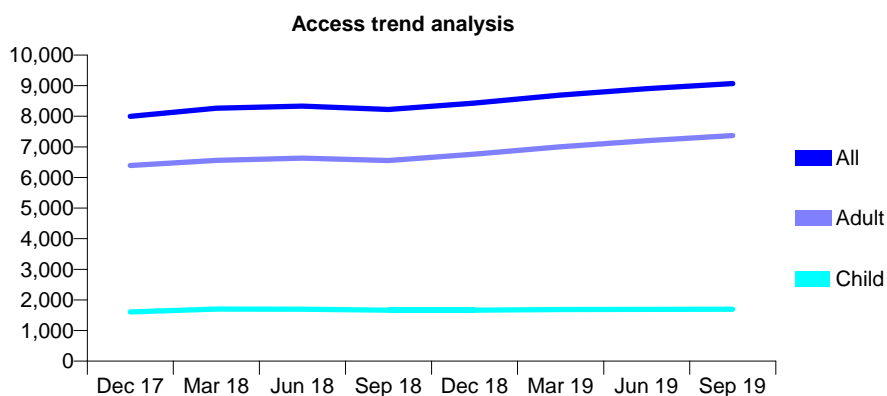
Q70 - Vital Signs At a Glance Contract Report for 137588/0002 - September 2019

Name or company name	Damira Dental Studios Ltd
Contract type name	GDS Contract
Purpose of contract	General
Contract start date	20/03/2013
Contract end date	

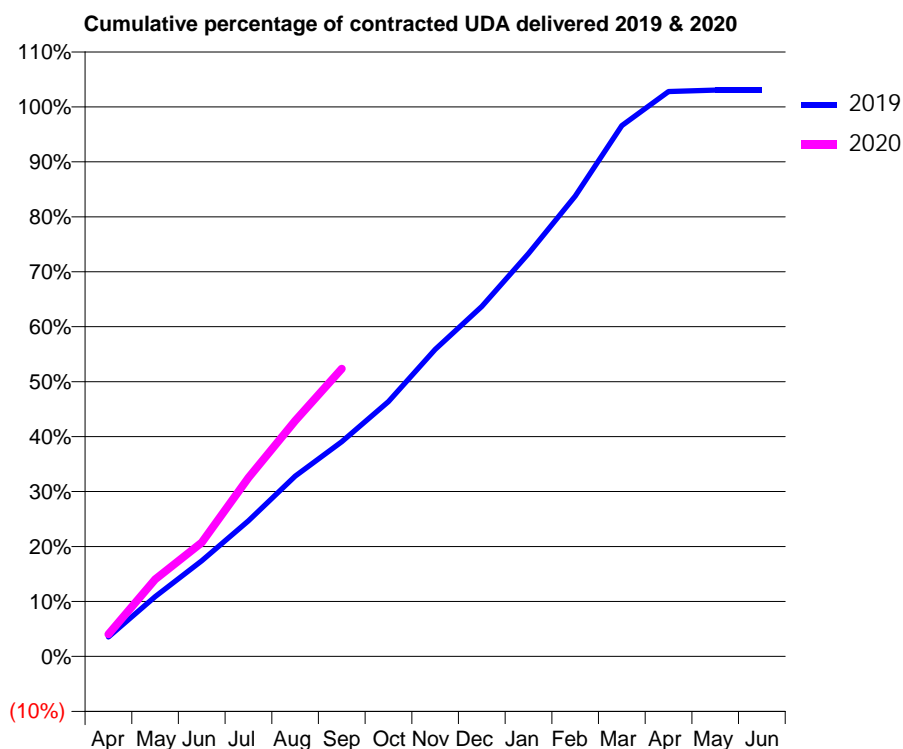
19/20 Contracted general activity (UDA)	23,402
Carry forward general activity (UDA)	0
19/20 Contracted orthodontic activity (UOA)	0
Carry forward orthodontic activity (UOA)	0
Baseline contract value	£684,265.20

ACCESS*

Patients seen in 24 months	Total	Change since previous quarter
Quarter ending September 2018	8,221	
Quarter ending December 2018	8,429	↑
Quarter ending March 2019	8,691	↑
Quarter ending June 2019	8,898	↑
Quarter ending September 2019	9,069	→
Variance since September 2018	10.3%	↑



ACTIVITY



Month	2019	2020
April	834	947
May	2,550	3,279
June	4,075	4,845
July	5,781	7,606
August	7,682	10,036
September	9,141	12,254
October	10,854	
November	13,074	
December	14,899	
January	17,161	
February	19,602	
March	22,607	
April	24,053	
May	24,118	
June	24,117	

QUALITY

	Quantity	Base Number	Contract	AT	Region	England
% of FP17s for the same patient ID Re-attending within 3 months - Children	80	986	8.1%	9.3%	10.8%	11.5%
% of FP17s for the same patient ID Re-attending within 3 months - Adults	824	4,643	17.7%	13.7%	15.2%	15.4%
% of FP17s for the same patient ID Re-attending between 3 & 9 months - Children	397	986	40.3%	62.8%	62.2%	59.7%
% of FP17s for the same patient ID Re-attending between 3 & 9 months - Adults	1,609	4,643	34.7%	53.3%	52.9%	51.7%
% of FP17s for Band 1 Urgent Courses	2,067	5,215	39.6%	10.0%	9.7%	9.2%
% of FP17s Relating to Free Repair or Replacements	31	5,215	0.6%	0.6%	0.6%	0.7%
% of FP17s Relating to Continuations	8	5,215	0.2%	0.8%	0.7%	0.8%
% of Patients satisfied with the dentistry they have received	4	6	N/A	93.2%	93.6%	93.5%
% of Patients satisfied with the time they had to wait for an appointment	4	6	N/A	85.0%	86.3%	87.4%

* This is based on patients treated on this contract for their most recent course of treatment. Figures in italics indicate the base number of FP17s or Patient Questionnaire responses are less than 100. N/A is shown where the base number of responses is less than 10 during the period. % is calculated as Quantity/Base number*100

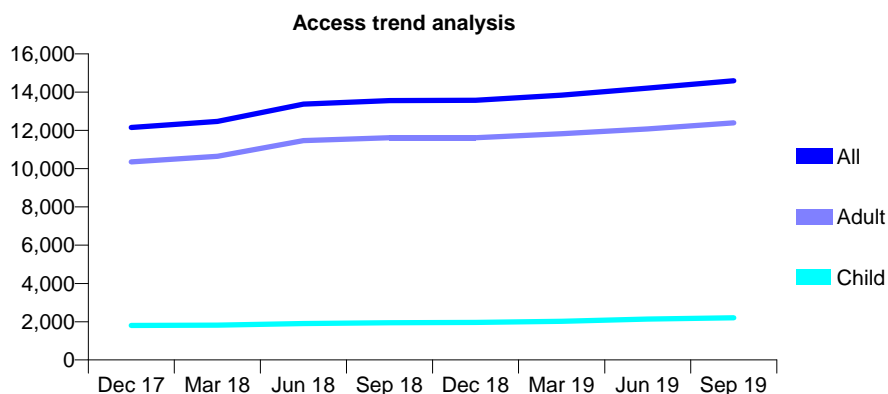
Q70 - Vital Signs At a Glance Contract Report for 137588/0003 - September 2019

Name or company name	Damira Dental Studios Ltd
Contract type name	GDS Contract
Purpose of contract	General
Contract start date	01/04/2013
Contract end date	

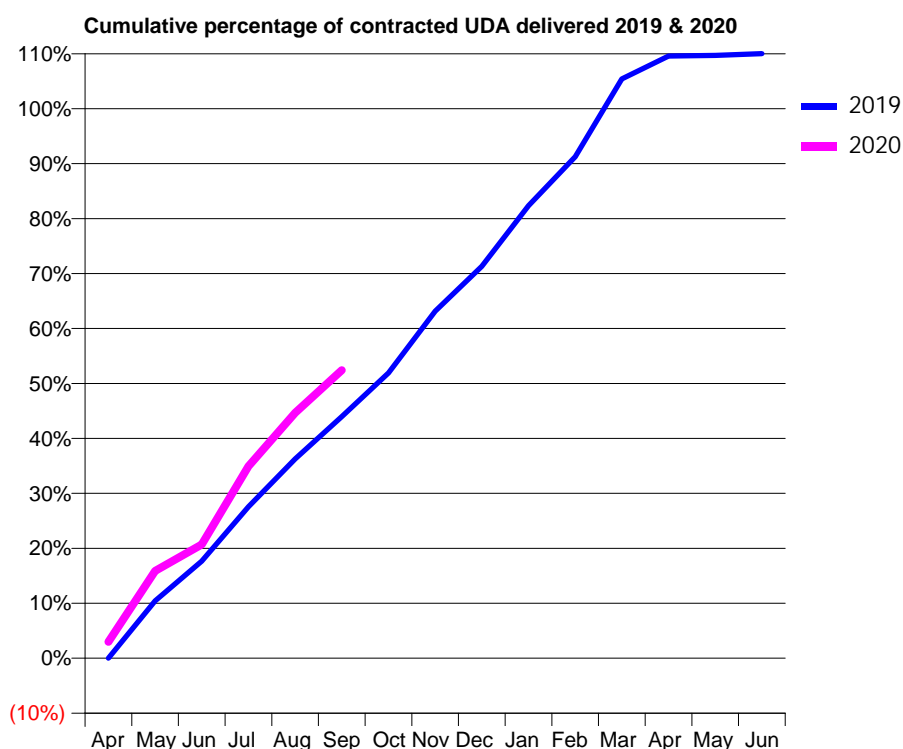
19/20 Contracted general activity (UDA)	30,000
Carry forward general activity (UDA)	0
19/20 Contracted orthodontic activity (UOA)	0
Carry forward orthodontic activity (UOA)	0
Baseline contract value	£827,060.80

ACCESS*

Patients seen in 24 months	Total	Change since previous quarter
Quarter ending September 2018	13,556	
Quarter ending December 2018	13,579	→
Quarter ending March 2019	13,844	→
Quarter ending June 2019	14,214	↑
Quarter ending September 2019	14,597	↑
Variance since September 2018	7.7%	↑



ACTIVITY



Month	Adjusted Scheduled Activity (UDA)	
	2019	2020
April	2	900
May	3,135	4,768
June	5,306	6,203
July	8,273	10,480
August	10,880	13,402
September	13,185	15,724
October	15,575	
November	18,944	
December	21,390	
January	24,707	
February	27,374	
March	31,620	
April	32,875	
May	32,908	
June	33,003	

QUALITY

	Quantity	Base Number	Contract	AT	Region	England
% of FP17s for the same patient ID Re-attending within 3 months - Children	222	1,552	14.3%	9.3%	10.8%	11.5%
% of FP17s for the same patient ID Re-attending within 3 months - Adults	1,594	7,674	20.8%	13.7%	15.2%	15.4%
% of FP17s for the same patient ID Re-attending between 3 & 9 months - Children	425	1,552	27.4%	62.8%	62.2%	59.7%
% of FP17s for the same patient ID Re-attending between 3 & 9 months - Adults	1,256	7,674	16.4%	53.3%	52.9%	51.7%
% of FP17s for Band 1 Urgent Courses	5,090	8,558	59.5%	10.0%	9.7%	9.2%
% of FP17s Relating to Free Repair or Replacements	28	8,558	0.3%	0.6%	0.6%	0.7%
% of FP17s Relating to Continuations	19	8,558	0.2%	0.8%	0.7%	0.8%
% of Patients satisfied with the dentistry they have received	8	9	N/A	93.2%	93.6%	93.5%
% of Patients satisfied with the time they had to wait for an appointment	5	9	N/A	85.0%	86.3%	87.4%

* This is based on patients treated on this contract for their most recent course of treatment.

Figures in italics indicate the base number of FP17s or Patient Questionnaire responses are less than 100. N/A is shown where the base number of responses is less than 10 during the period. % is calculated as Quantity/Base number*100

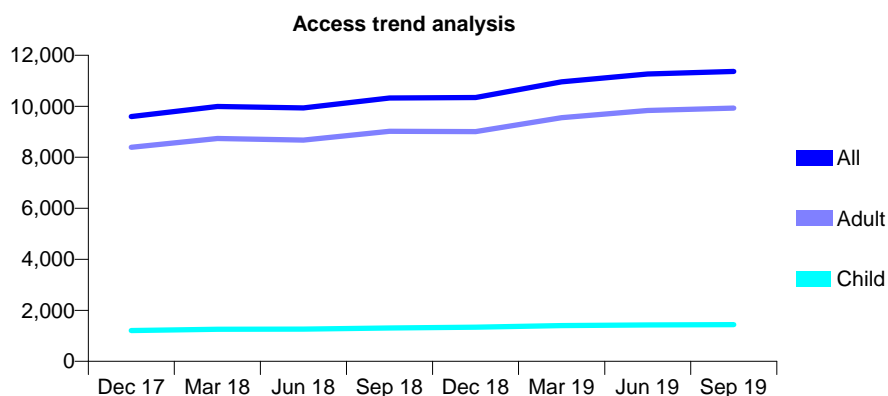
Q70 - Vital Signs At a Glance Contract Report for 137588/0004 - September 2019

Name or company name	Damira Dental Studios Ltd
Contract type name	GDS Contract
Purpose of contract	General
Contract start date	01/04/2013
Contract end date	

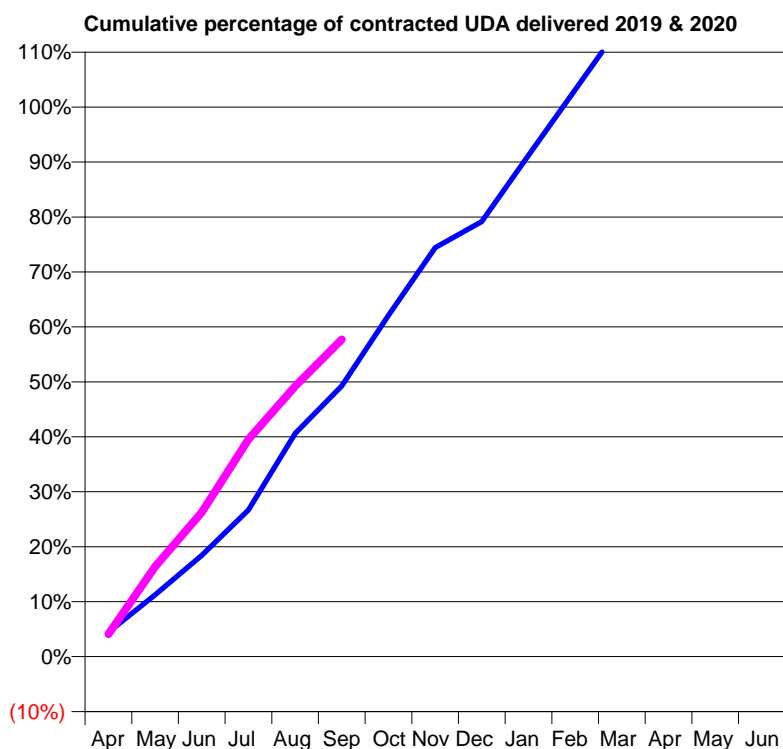
19/20 Contracted general activity (UDA)	20,000
Carry forward general activity (UDA)	0
19/20 Contracted orthodontic activity (UOA)	0
Carry forward orthodontic activity (UOA)	0
Baseline contract value	£578,479.98

ACCESS*

Patients seen in 24 months	Total	Change since previous quarter
Quarter ending September 2018	10,325	
Quarter ending December 2018	10,346	→
Quarter ending March 2019	10,956	↑
Quarter ending June 2019	11,263	↑
Quarter ending September 2019	11,367	→
Variance since September 2018	10.1%	↑



ACTIVITY



Month	Adjusted Scheduled Activity (UDA)	
	2019	2020
April	892	817
May	2,252	3,278
June	3,688	5,251
July	5,336	7,910
August	8,122	9,842
September	9,849	11,545
October	12,423	
November	14,883	
December	15,832	
January	18,248	
February	20,632	
March	23,017	
April	24,010	
May	24,058	
June	24,130	

QUALITY

	Quantity	Base Number	Contract	AT	Region	England
% of FP17s for the same patient ID Re-attending within 3 months - Children	87	1,034	8.4%	9.3%	10.8%	11.5%
% of FP17s for the same patient ID Re-attending within 3 months - Adults	913	6,432	14.2%	13.7%	15.2%	15.4%
% of FP17s for the same patient ID Re-attending between 3 & 9 months - Children	340	1,034	32.9%	62.8%	62.2%	59.7%
% of FP17s for the same patient ID Re-attending between 3 & 9 months - Adults	1,571	6,432	24.4%	53.3%	52.9%	51.7%
% of FP17s for Band 1 Urgent Courses	4,128	6,767	61.0%	10.0%	9.7%	9.2%
% of FP17s Relating to Free Repair or Replacements	10	6,767	0.1%	0.6%	0.6%	0.7%
% of FP17s Relating to Continuations	3	6,767	0.0%	0.8%	0.7%	0.8%
% of Patients satisfied with the dentistry they have received	3	3	N/A	93.2%	93.6%	93.5%
% of Patients satisfied with the time they had to wait for an appointment	3	3	N/A	85.0%	86.3%	87.4%

* This is based on patients treated on this contract for their most recent course of treatment. Figures in italics indicate the base number of FP17s or Patient Questionnaire responses are less than 100. N/A is shown where the base number of responses is less than 10 during the period. % is calculated as Quantity/Base number*100

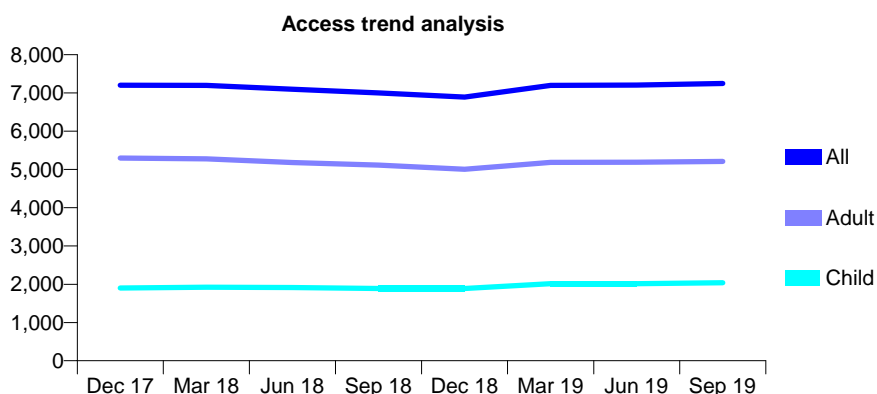
Q70 - Vital Signs At a Glance Contract Report for 137588/0005 - September 2019

Name or company name	Damira Dental Studios Ltd
Contract type name	GDS Contract
Purpose of contract	General
Contract start date	01/04/2013
Contract end date	

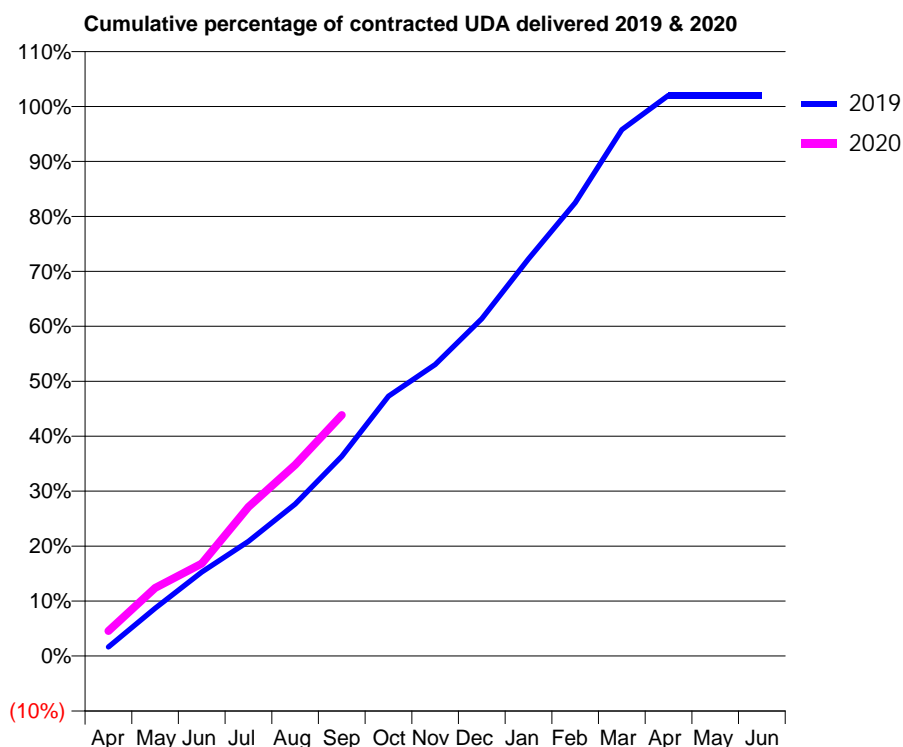
19/20 Contracted general activity (UDA)	20,000
Carry forward general activity (UDA)	0
19/20 Contracted orthodontic activity (UOA)	0
Carry forward orthodontic activity (UOA)	0
Baseline contract value	£561,041.64

ACCESS*

Patients seen in 24 months	Total	Change since previous quarter
Quarter ending September 2018	7,003	
Quarter ending December 2018	6,890	↓
Quarter ending March 2019	7,197	↑
Quarter ending June 2019	7,204	→
Quarter ending September 2019	7,247	→
Variance since September 2018	3.5%	↑



ACTIVITY



Month	Adjusted Scheduled Activity (UDA)	
	2019	2020
April	333	910
May	1,740	2,476
June	3,053	3,364
July	4,175	5,429
August	5,529	6,956
September	7,266	8,767
October	9,456	
November	10,608	
December	12,274	
January	14,450	
February	16,499	
March	19,152	
April	20,408	
May	20,406	
June	20,406	

QUALITY

	Quantity	Base Number	Contract	AT	Region	England
% of FP17s for the same patient ID Re-attending within 3 months - Children	141	1,310	10.8%	9.3%	10.8%	11.5%
% of FP17s for the same patient ID Re-attending within 3 months - Adults	528	3,161	16.7%	13.7%	15.2%	15.4%
% of FP17s for the same patient ID Re-attending between 3 & 9 months - Children	664	1,310	50.7%	62.8%	62.2%	59.7%
% of FP17s for the same patient ID Re-attending between 3 & 9 months - Adults	1,222	3,161	38.7%	53.3%	52.9%	51.7%
% of FP17s for Band 1 Urgent Courses	882	3,993	22.1%	10.0%	9.7%	9.2%
% of FP17s Relating to Free Repair or Replacements	35	3,993	0.9%	0.6%	0.6%	0.7%
% of FP17s Relating to Continuations	28	3,993	0.7%	0.8%	0.7%	0.8%
% of Patients satisfied with the dentistry they have received	2	3	N/A	93.2%	93.6%	93.5%
% of Patients satisfied with the time they had to wait for an appointment	1	3	N/A	85.0%	86.3%	87.4%

* This is based on patients treated on this contract for their most recent course of treatment. Figures in italics indicate the base number of FP17s or Patient Questionnaire responses are less than 100. N/A is shown where the base number of responses is less than 10 during the period. % is calculated as Quantity/Base number*100

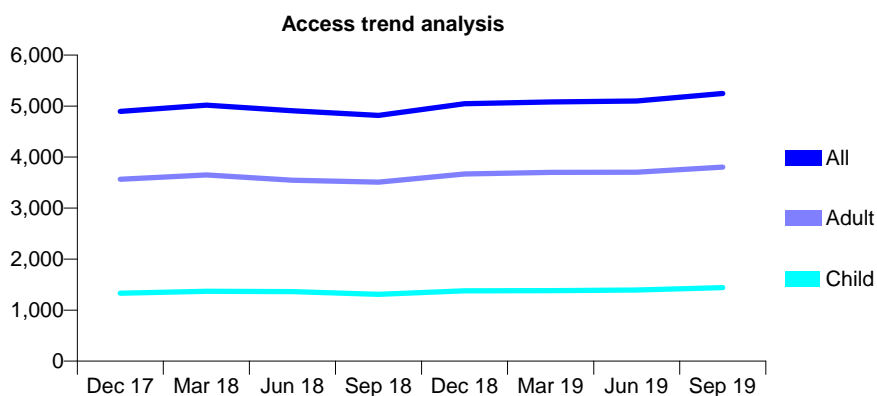
Q70 - Vital Signs At a Glance Contract Report for 137588/0009 - September 2019

Name or company name	Damira Dental Studios Ltd
Contract type name	GDS Contract
Purpose of contract	General
Contract start date	01/04/2016
Contract end date	

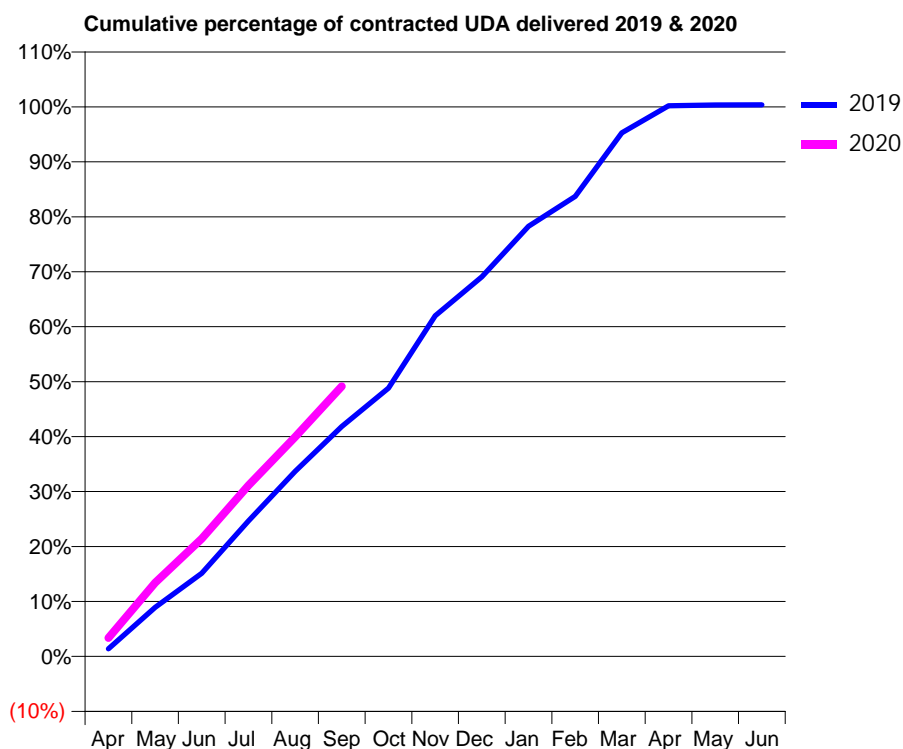
19/20 Contracted general activity (UDA)	15,480
Carry forward general activity (UDA)	0
19/20 Contracted orthodontic activity (UOA)	0
Carry forward orthodontic activity (UOA)	0
Baseline contract value	£429,069.23

ACCESS*

Patients seen in 24 months	Total	Change since previous quarter
Quarter ending September 2018	4,818	
Quarter ending December 2018	5,048	↑
Quarter ending March 2019	5,081	→
Quarter ending June 2019	5,099	→
Quarter ending September 2019	5,246	↑
Variance since September 2018	8.9%	↑



ACTIVITY



Month	2019	2020
April	216	520
May	1,385	2,074
June	2,344	3,315
July	3,819	4,816
August	5,216	6,180
September	6,478	7,608
October	7,560	
November	9,596	
December	10,689	
January	12,115	
February	12,959	
March	14,750	
April	15,509	
May	15,530	
June	15,534	

QUALITY

	Quantity	Base Number	Contract	AT	Region	England
% of FP17s for the same patient ID Re-attending within 3 months - Children	90	1,025	8.8%	9.3%	10.8%	11.5%
% of FP17s for the same patient ID Re-attending within 3 months - Adults	460	2,719	16.9%	13.7%	15.2%	15.4%
% of FP17s for the same patient ID Re-attending between 3 & 9 months - Children	537	1,025	52.4%	62.8%	62.2%	59.7%
% of FP17s for the same patient ID Re-attending between 3 & 9 months - Adults	1,324	2,719	48.7%	53.3%	52.9%	51.7%
% of FP17s for Band 1 Urgent Courses	425	3,410	12.5%	10.0%	9.7%	9.2%
% of FP17s Relating to Free Repair or Replacements	36	3,410	1.1%	0.6%	0.6%	0.7%
% of FP17s Relating to Continuations	15	3,410	0.4%	0.8%	0.7%	0.8%
% of Patients satisfied with the dentistry they have received	1	1	N/A	93.2%	93.6%	93.5%
% of Patients satisfied with the time they had to wait for an appointment	1	1	N/A	85.0%	86.3%	87.4%

* This is based on patients treated on this contract for their most recent course of treatment. Figures in italics indicate the base number of FP17s or Patient Questionnaire responses are less than 100. N/A is shown where the base number of responses is less than 10 during the period. % is calculated as Quantity/Base number*100

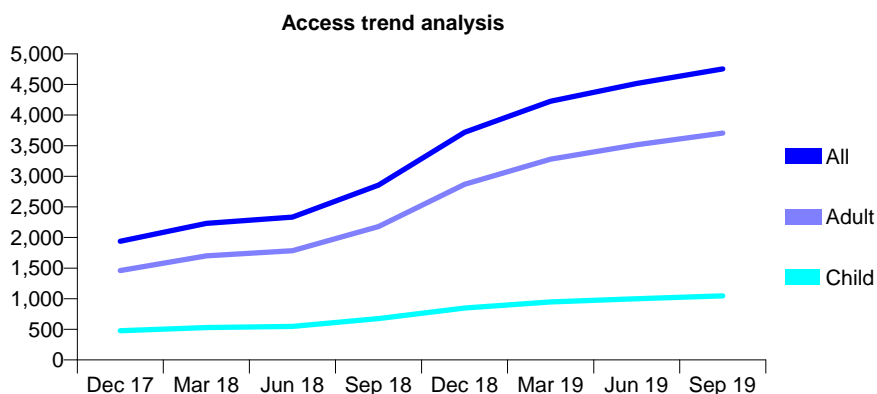
Q70 - Vital Signs At a Glance Contract Report for 138274/0001 - September 2019

Name or company name	Pirga P
Contract type name	GDS Contract
Purpose of contract	General
Contract start date	11/10/2012
Contract end date	

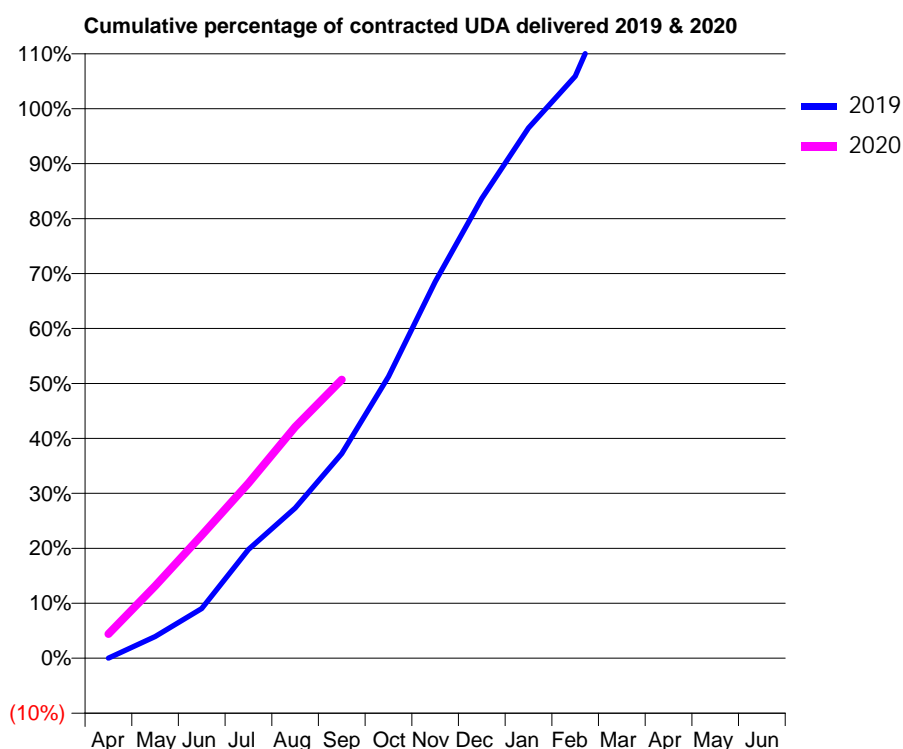
19/20 Contracted general activity (UDA)	11,305
Carry forward general activity (UDA)	0
19/20 Contracted orthodontic activity (UOA)	0
Carry forward orthodontic activity (UOA)	0
Baseline contract value	£308,236.24

ACCESS*

Patients seen in 24 months	Total	Change since previous quarter
Quarter ending September 2018	2,855	
Quarter ending December 2018	3,719	↑
Quarter ending March 2019	4,226	↑
Quarter ending June 2019	4,518	↑
Quarter ending September 2019	4,755	↑
Variance since September 2018	66.5%	↑



ACTIVITY



Month	2019	2020
April	0	497
May	378	1,489
June	863	2,532
July	1,890	3,600
August	2,612	4,759
September	3,557	5,729
October	4,897	
November	6,547	
December	7,994	
January	9,221	
February	10,120	
March	11,937	
April	12,598	
May	12,599	
June	12,599	

QUALITY

	Quantity	Base Number	Contract	AT	Region	England
% of FP17s for the same patient ID Re-attending within 3 months - Children	32	677	4.7%	9.3%	10.8%	11.5%
% of FP17s for the same patient ID Re-attending within 3 months - Adults	220	2,303	9.6%	13.7%	15.2%	15.4%
% of FP17s for the same patient ID Re-attending between 3 & 9 months - Children	371	677	54.8%	62.8%	62.2%	59.7%
% of FP17s for the same patient ID Re-attending between 3 & 9 months - Adults	1,181	2,303	51.3%	53.3%	52.9%	51.7%
% of FP17s for Band 1 Urgent Courses	101	2,794	3.6%	10.0%	9.7%	9.2%
% of FP17s Relating to Free Repair or Replacements	26	2,794	0.9%	0.6%	0.6%	0.7%
% of FP17s Relating to Continuations	11	2,794	0.4%	0.8%	0.7%	0.8%
% of Patients satisfied with the dentistry they have received	1	1	N/A	93.2%	93.6%	93.5%
% of Patients satisfied with the time they had to wait for an appointment	1	1	N/A	85.0%	86.3%	87.4%

* This is based on patients treated on this contract for their most recent course of treatment.

Figures in italics indicate the base number of FP17s or Patient Questionnaire responses are less than 100. N/A is shown where the base number of responses is less than 10 during the period. % is calculated as Quantity/Base number*100

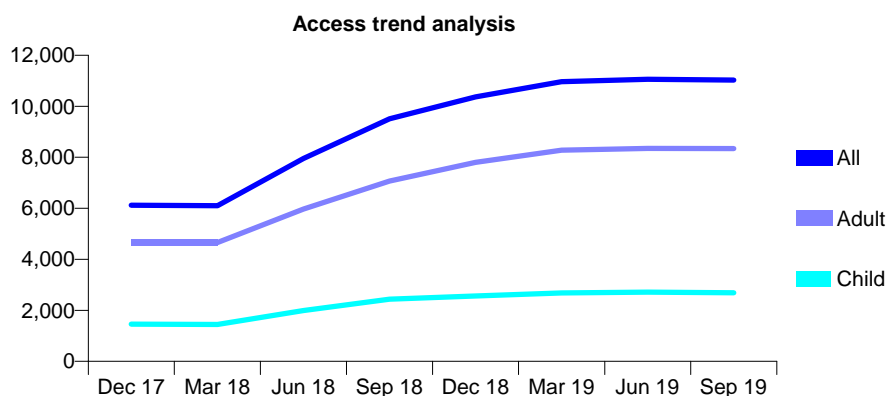
Q70 - Vital Signs At a Glance Contract Report for 138622/0001 - September 2019

Name or company name	Weymouth and Bridges Dental Practice Par
Contract type name	GDS Contract
Purpose of contract	General
Contract start date	01/04/2006
Contract end date	

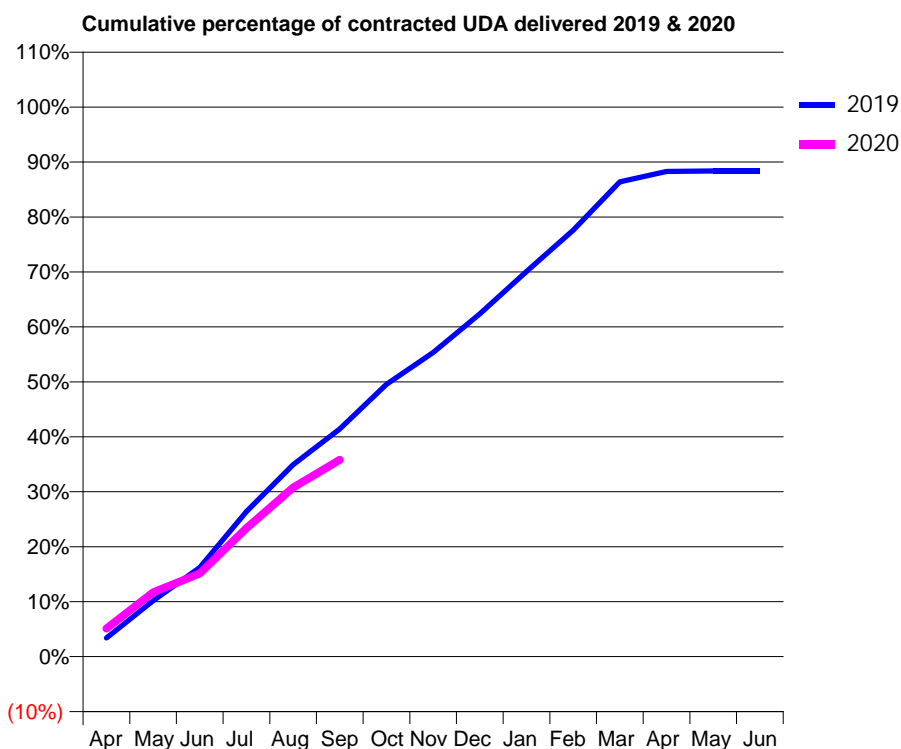
19/20 Contracted general activity (UDA)	34,500
Carry forward general activity (UDA)	0
19/20 Contracted orthodontic activity (UOA)	0
Carry forward orthodontic activity (UOA)	0
Baseline contract value	£854,928.04

ACCESS*

Patients seen in 24 months	Total	Change since previous quarter
Quarter ending September 2018	9,506	
Quarter ending December 2018	10,371	↑
Quarter ending March 2019	10,966	↑
Quarter ending June 2019	11,063	→
Quarter ending September 2019	11,031	→
Variance since September 2018	16.0%	↑



ACTIVITY



Month	Adjusted Scheduled Activity (UDA)	
	2019	2020
April	1,170	1,763
May	3,510	4,043
June	5,589	5,219
July	9,104	8,069
August	12,055	10,609
September	14,293	12,355
October	17,092	
November	19,093	
December	21,508	
January	24,181	
February	26,769	
March	29,813	
April	30,466	
May	30,485	
June	30,486	

QUALITY

	Quantity	Base Number	Contract	AT	Region	England
% of FP17s for the same patient ID Re-attending within 3 months - Children	84	1,753	4.8%	9.3%	10.8%	11.5%
% of FP17s for the same patient ID Re-attending within 3 months - Adults	427	5,019	8.5%	13.7%	15.2%	15.4%
% of FP17s for the same patient ID Re-attending between 3 & 9 months - Children	1,053	1,753	60.1%	62.8%	62.2%	59.7%
% of FP17s for the same patient ID Re-attending between 3 & 9 months - Adults	2,257	5,019	45.0%	53.3%	52.9%	51.7%
% of FP17s for Band 1 Urgent Courses	364	6,475	5.6%	10.0%	9.7%	9.2%
% of FP17s Relating to Free Repair or Replacements	30	6,475	0.5%	0.6%	0.6%	0.7%
% of FP17s Relating to Continuations	81	6,475	1.3%	0.8%	0.7%	0.8%
% of Patients satisfied with the dentistry they have received	3	3	N/A	93.2%	93.6%	93.5%
% of Patients satisfied with the time they had to wait for an appointment	3	3	N/A	85.0%	86.3%	87.4%

* This is based on patients treated on this contract for their most recent course of treatment. Figures in italics indicate the base number of FP17s or Patient Questionnaire responses are less than 100. N/A is shown where the base number of responses is less than 10 during the period. % is calculated as Quantity/Base number*100

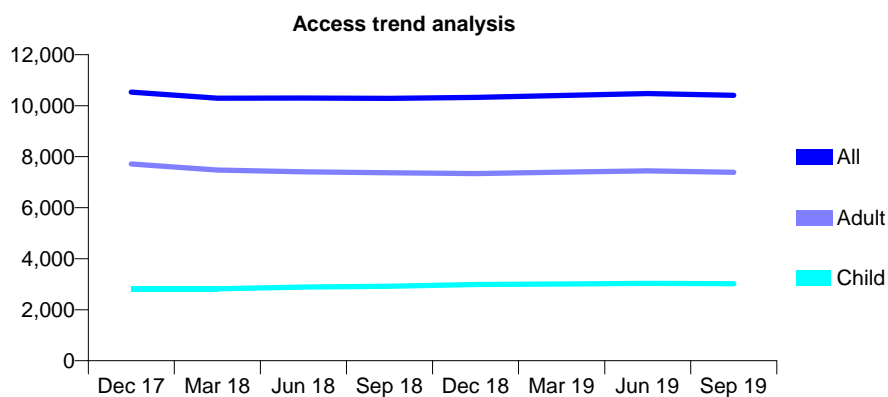
Q70 - Vital Signs At a Glance Contract Report for 138649/0001 - September 2019

Name or company name	Lordshill Dental Partnership
Contract type name	GDS Contract
Purpose of contract	General
Contract start date	01/09/2012
Contract end date	

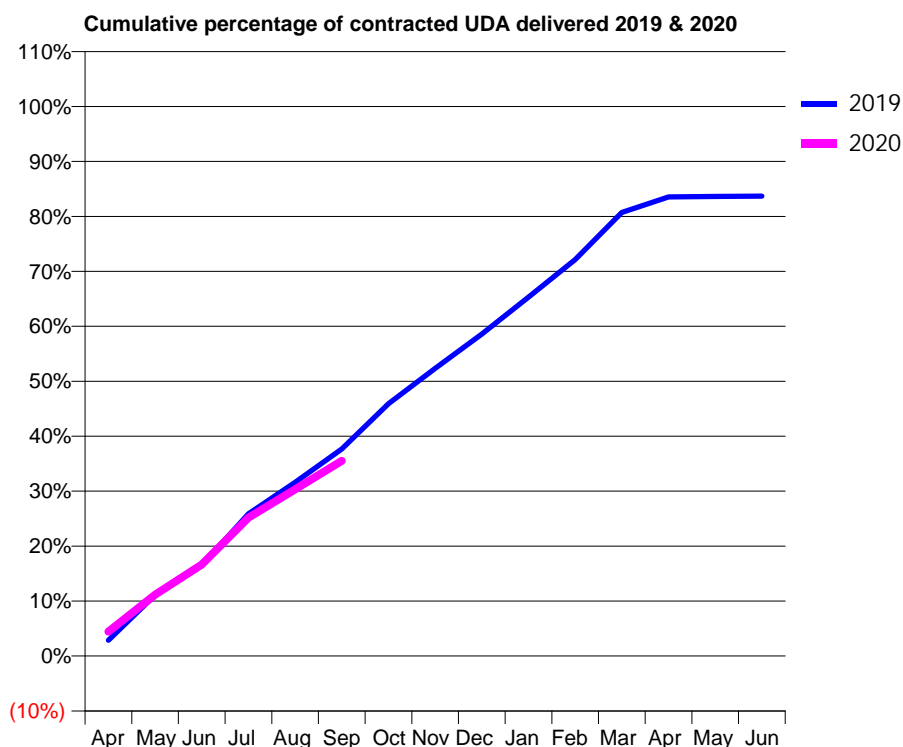
19/20 Contracted general activity (UDA)	39,000
Carry forward general activity (UDA)	0
19/20 Contracted orthodontic activity (UOA)	0
Carry forward orthodontic activity (UOA)	0
Baseline contract value	£1,104,545.84

ACCESS*

Patients seen in 24 months	Total	Change since previous quarter
Quarter ending September 2018	10,289	
Quarter ending December 2018	10,323	→
Quarter ending March 2019	10,404	→
Quarter ending June 2019	10,478	→
Quarter ending September 2019	10,407	→
Variance since September 2018	1.1%	→



ACTIVITY



Month	Adjusted Scheduled Activity (UDA)	
	2019	2020
April	1,119	1,741
May	4,334	4,361
June	6,436	6,486
July	10,091	9,821
August	12,330	11,822
September	14,694	13,847
October	17,911	
November	20,416	
December	22,843	
January	25,476	
February	28,146	
March	31,471	
April	32,576	
May	32,611	
June	32,633	

QUALITY

	Quantity	Base Number	Contract	AT	Region	England
% of FP17s for the same patient ID Re-attending within 3 months - Children	148	1,941	7.6%	9.3%	10.8%	11.5%
% of FP17s for the same patient ID Re-attending within 3 months - Adults	640	4,388	14.6%	13.7%	15.2%	15.4%
% of FP17s for the same patient ID Re-attending between 3 & 9 months - Children	1,008	1,941	51.9%	62.8%	62.2%	59.7%
% of FP17s for the same patient ID Re-attending between 3 & 9 months - Adults	1,956	4,388	44.6%	53.3%	52.9%	51.7%
% of FP17s for Band 1 Urgent Courses	537	5,843	9.2%	10.0%	9.7%	9.2%
% of FP17s Relating to Free Repair or Replacements	61	5,843	1.0%	0.6%	0.6%	0.7%
% of FP17s Relating to Continuations	172	5,843	2.9%	0.8%	0.7%	0.8%
% of Patients satisfied with the dentistry they have received	2	2	N/A	93.2%	93.6%	93.5%
% of Patients satisfied with the time they had to wait for an appointment	2	2	N/A	85.0%	86.3%	87.4%

* This is based on patients treated on this contract for their most recent course of treatment. Figures in italics indicate the base number of FP17s or Patient Questionnaire responses are less than 100. N/A is shown where the base number of responses is less than 10 during the period. % is calculated as Quantity/Base number*100

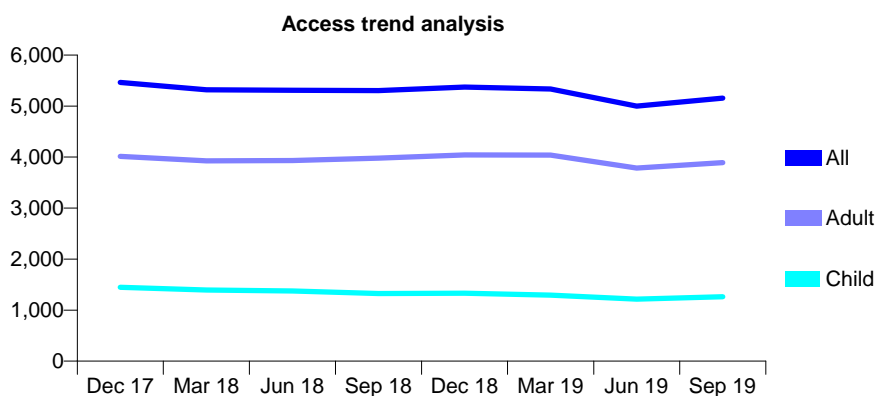
Q70 - Vital Signs At a Glance Contract Report for 139165/0001 - September 2019

Name or company name	Smile Dental Care Limited
Contract type name	GDS Contract
Purpose of contract	General
Contract start date	01/04/2009
Contract end date	

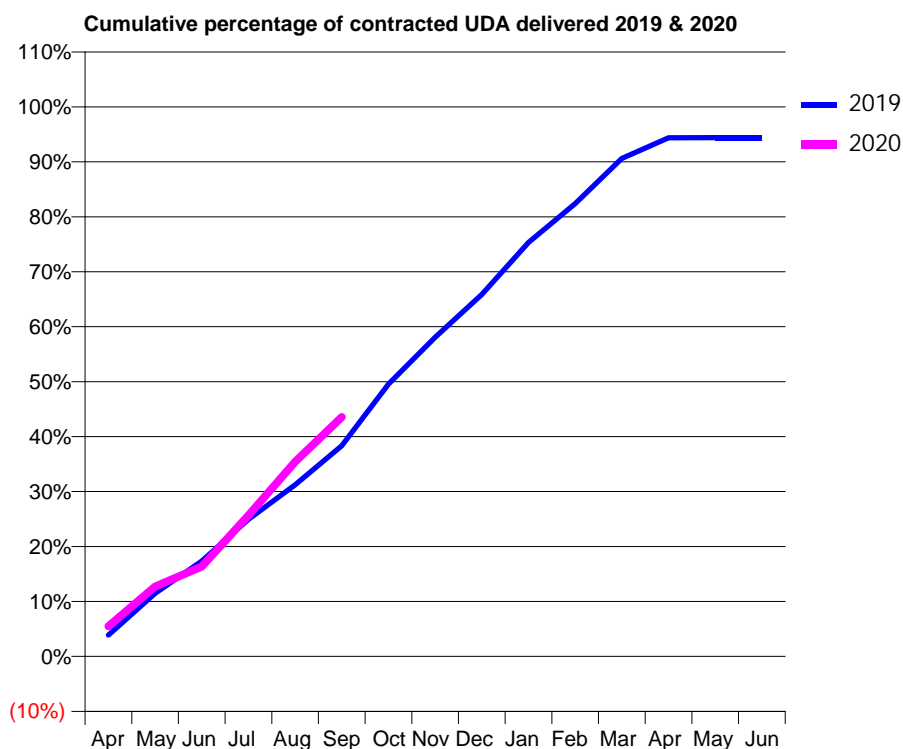
19/20 Contracted general activity (UDA)	14,950
Carry forward general activity (UDA)	0
19/20 Contracted orthodontic activity (UOA)	0
Carry forward orthodontic activity (UOA)	0
Baseline contract value	£405,064.58

ACCESS*

Patients seen in 24 months	Total	Change since previous quarter
Quarter ending September 2018	5,303	
Quarter ending December 2018	5,375	→
Quarter ending March 2019	5,334	→
Quarter ending June 2019	5,000	↓
Quarter ending September 2019	5,157	↑
Variance since September 2018	(2.8%)	↓



ACTIVITY



Month	2019	2020
April	583	821
May	1,717	1,903
June	2,590	2,444
July	3,730	3,836
August	4,672	5,300
September	5,736	6,509
October	7,410	
November	8,682	
December	9,847	
January	11,262	
February	12,317	
March	13,545	
April	14,109	
May	14,111	
June	14,110	

QUALITY

	Quantity	Base Number	Contract	AT	Region	England
% of FP17s for the same patient ID Re-attending within 3 months - Children	74	1,094	6.8%	9.3%	10.8%	11.5%
% of FP17s for the same patient ID Re-attending within 3 months - Adults	435	3,091	14.1%	13.7%	15.2%	15.4%
% of FP17s for the same patient ID Re-attending between 3 & 9 months - Children	580	1,094	53.0%	62.8%	62.2%	59.7%
% of FP17s for the same patient ID Re-attending between 3 & 9 months - Adults	1,744	3,091	56.4%	53.3%	52.9%	51.7%
% of FP17s for Band 1 Urgent Courses	374	3,868	9.7%	10.0%	9.7%	9.2%
% of FP17s Relating to Free Repair or Replacements	47	3,868	1.2%	0.6%	0.6%	0.7%
% of FP17s Relating to Continuations	25	3,868	0.6%	0.8%	0.7%	0.8%
% of Patients satisfied with the dentistry they have received	1	2	N/A	93.2%	93.6%	93.5%
% of Patients satisfied with the time they had to wait for an appointment	2	2	N/A	85.0%	86.3%	87.4%

* This is based on patients treated on this contract for their most recent course of treatment. Figures in italics indicate the base number of FP17s or Patient Questionnaire responses are less than 100. N/A is shown where the base number of responses is less than 10 during the period. % is calculated as Quantity/Base number*100

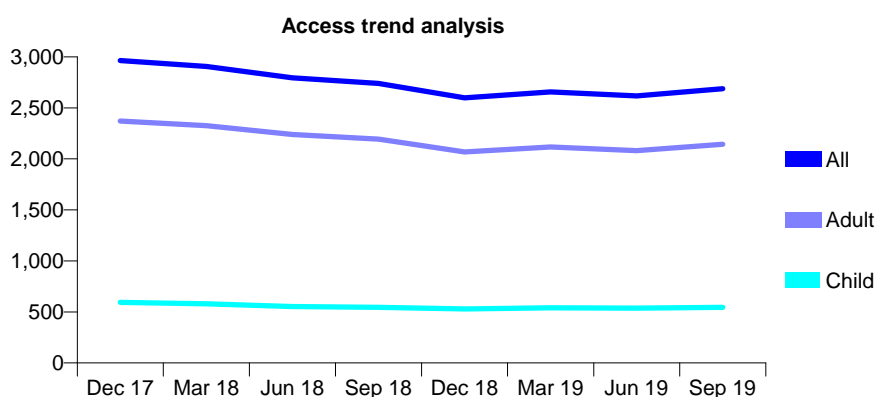
Q70 - Vital Signs At a Glance Contract Report for 139181/0003 - September 2019

Name or company name	Bassett Dental Practice Ltd
Contract type name	GDS Contract
Purpose of contract	General
Contract start date	01/04/2010
Contract end date	

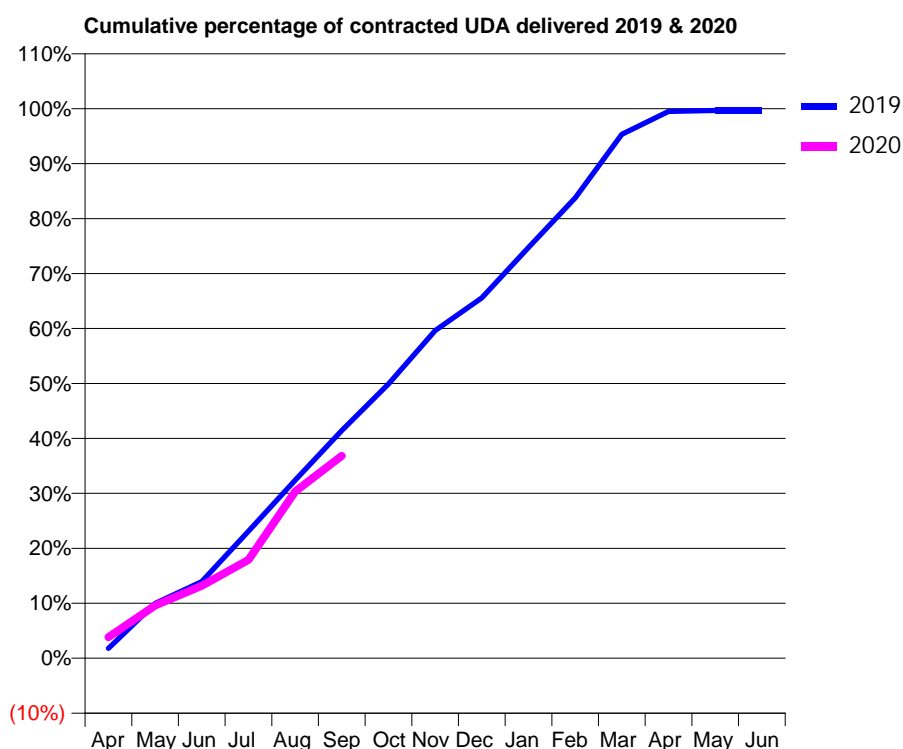
19/20 Contracted general activity (UDA)	10,973
Carry forward general activity (UDA)	24
19/20 Contracted orthodontic activity (UOA)	0
Carry forward orthodontic activity (UOA)	0
Baseline contract value	£267,130.84

ACCESS*

Patients seen in 24 months	Total	Change since previous quarter
Quarter ending September 2018	2,739	
Quarter ending December 2018	2,598	↓
Quarter ending March 2019	2,657	↑
Quarter ending June 2019	2,618	↓
Quarter ending September 2019	2,688	↑
Variance since September 2018	(1.9%)	↓



ACTIVITY



Month	2019	2020
April	134	422
May	750	1,053
June	1,045	1,447
July	1,734	1,965
August	2,430	3,330
September	3,108	4,042
October	3,743	
November	4,473	
December	4,918	
January	5,605	
February	6,284	
March	7,150	
April	7,462	
May	7,475	
June	7,475	

QUALITY

	Quantity	Base Number	Contract	AT	Region	England
% of FP17s for the same patient ID Re-attending within 3 months - Children	24	459	5.2%	9.3%	10.8%	11.5%
% of FP17s for the same patient ID Re-attending within 3 months - Adults	254	1,673	15.2%	13.7%	15.2%	15.4%
% of FP17s for the same patient ID Re-attending between 3 & 9 months - Children	295	459	64.3%	62.8%	62.2%	59.7%
% of FP17s for the same patient ID Re-attending between 3 & 9 months - Adults	939	1,673	56.1%	53.3%	52.9%	51.7%
% of FP17s for Band 1 Urgent Courses	198	1,987	10.0%	10.0%	9.7%	9.2%
% of FP17s Relating to Free Repair or Replacements	16	1,987	0.8%	0.6%	0.6%	0.7%
% of FP17s Relating to Continuations	20	1,987	1.0%	0.8%	0.7%	0.8%
% of Patients satisfied with the dentistry they have received	0	0	N/A	93.2%	93.6%	93.5%
% of Patients satisfied with the time they had to wait for an appointment	0	0	N/A	85.0%	86.3%	87.4%

* This is based on patients treated on this contract for their most recent course of treatment.

Figures in italics indicate the base number of FP17s or Patient Questionnaire responses are less than 100. N/A is shown where the base number of responses is less than 10 during the period. % is calculated as Quantity/Base number*100

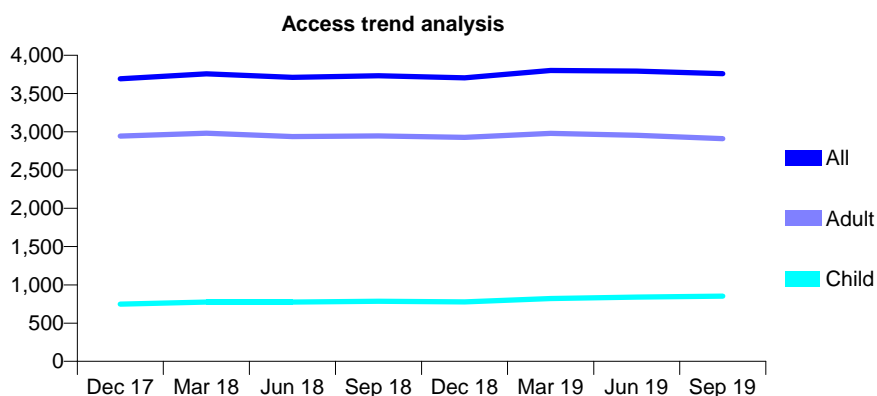
Q70 - Vital Signs At a Glance Contract Report for 139661/0001 - September 2019

Name or company name	Swapnil Krishnarao Shinde
Contract type name	GDS Contract
Purpose of contract	General
Contract start date	01/09/2015
Contract end date	

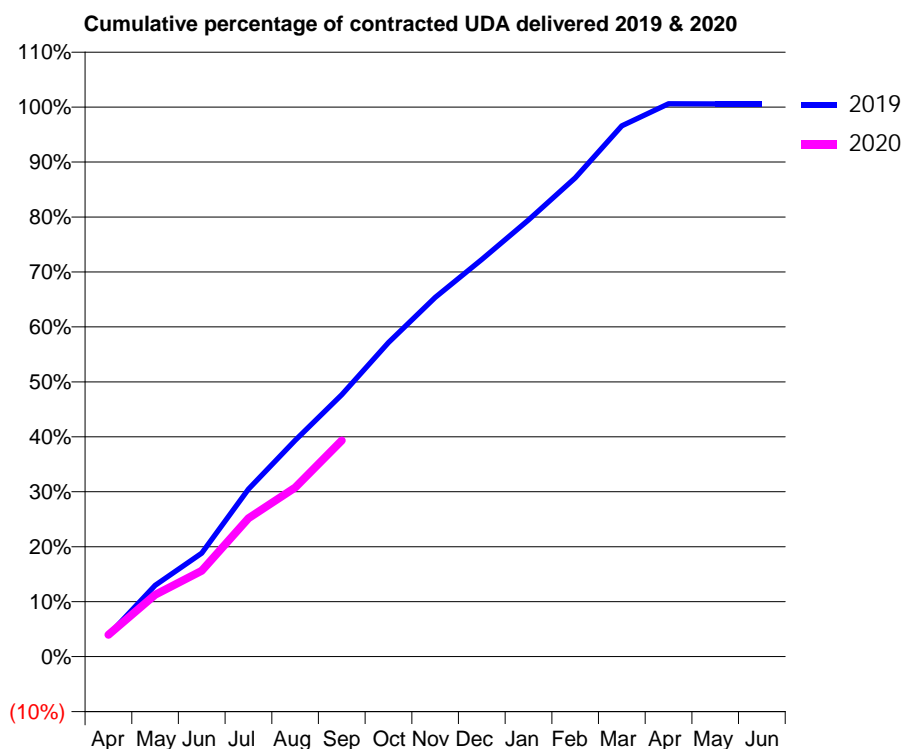
19/20 Contracted general activity (UDA)	9,544
Carry forward general activity (UDA)	0
19/20 Contracted orthodontic activity (UOA)	0
Carry forward orthodontic activity (UOA)	0
Baseline contract value	£222,288.52

ACCESS*

Patients seen in 24 months	Total	Change since previous quarter
Quarter ending September 2018	3,733	
Quarter ending December 2018	3,704	→
Quarter ending March 2019	3,800	↑
Quarter ending June 2019	3,793	→
Quarter ending September 2019	3,761	→
Variance since September 2018	0.8%	→



ACTIVITY



Month	Adjusted Scheduled Activity (UDA)	
	2019	2020
April	374	379
May	1,237	1,074
June	1,795	1,492
July	2,907	2,402
August	3,754	2,936
September	4,547	3,754
October	5,455	
November	6,239	
December	6,898	
January	7,583	
February	8,313	
March	9,216	
April	9,602	
May	9,599	
June	9,599	

QUALITY

	Quantity	Base Number	Contract	AT	Region	England
% of FP17s for the same patient ID Re-attending within 3 months - Children	31	582	5.3%	9.3%	10.8%	11.5%
% of FP17s for the same patient ID Re-attending within 3 months - Adults	263	2,135	12.3%	13.7%	15.2%	15.4%
% of FP17s for the same patient ID Re-attending between 3 & 9 months - Children	356	582	61.2%	62.8%	62.2%	59.7%
% of FP17s for the same patient ID Re-attending between 3 & 9 months - Adults	1,500	2,135	70.3%	53.3%	52.9%	51.7%
% of FP17s for Band 1 Urgent Courses	131	2,154	6.1%	10.0%	9.7%	9.2%
% of FP17s Relating to Free Repair or Replacements	3	2,154	0.1%	0.6%	0.6%	0.7%
% of FP17s Relating to Continuations	7	2,154	0.3%	0.8%	0.7%	0.8%
% of Patients satisfied with the dentistry they have received	2	2	N/A	93.2%	93.6%	93.5%
% of Patients satisfied with the time they had to wait for an appointment	2	2	N/A	85.0%	86.3%	87.4%

* This is based on patients treated on this contract for their most recent course of treatment. Figures in italics indicate the base number of FP17s or Patient Questionnaire responses are less than 100. N/A is shown where the base number of responses is less than 10 during the period. % is calculated as Quantity/Base number*100

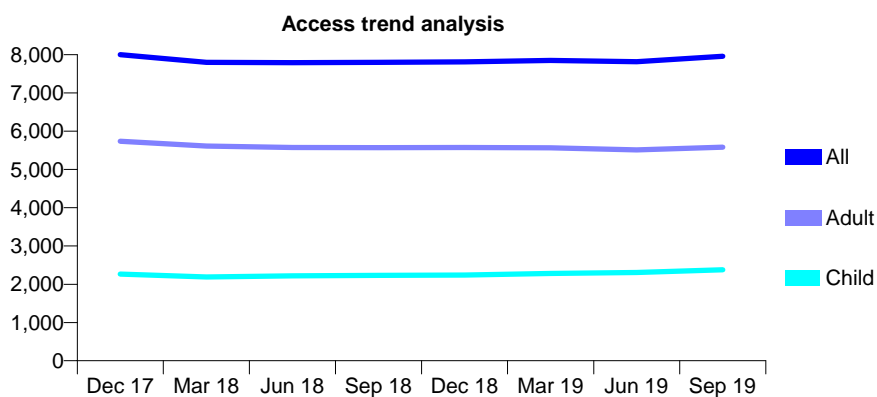
Q70 - Vital Signs At a Glance Contract Report for 141003/0001 - September 2019

Name or company name	Rensburg Pty Limited
Contract type name	GDS Contract
Purpose of contract	General
Contract start date	01/11/2010
Contract end date	

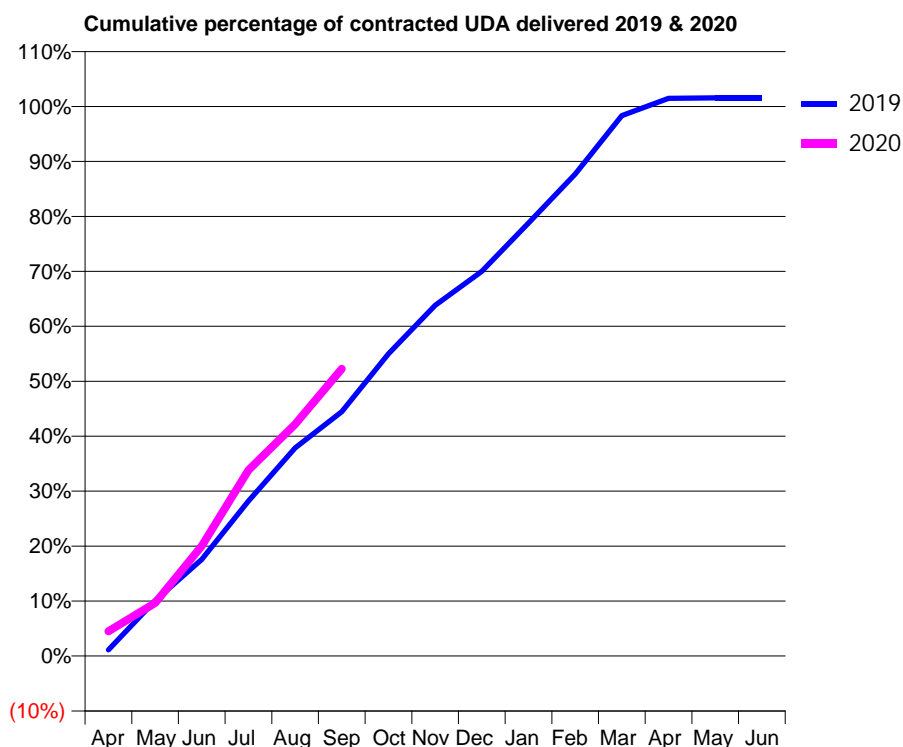
19/20 Contracted general activity (UDA)	18,000
Carry forward general activity (UDA)	0
19/20 Contracted orthodontic activity (UOA)	0
Carry forward orthodontic activity (UOA)	0
Baseline contract value	£447,579.58

ACCESS*

Patients seen in 24 months	Total	Change since previous quarter
Quarter ending September 2018	7,800	
Quarter ending December 2018	7,811	→
Quarter ending March 2019	7,847	→
Quarter ending June 2019	7,816	→
Quarter ending September 2019	7,961	→
Variance since September 2018	2.1%	↑



ACTIVITY



Month	Adjusted Scheduled Activity (UDA)	
	2019	2020
April	202	809
May	1,820	1,738
June	3,165	3,606
July	5,076	6,093
August	6,816	7,593
September	8,005	9,405
October	9,902	
November	11,492	
December	12,600	
January	14,180	
February	15,789	
March	17,701	
April	18,264	
May	18,281	
June	18,283	

QUALITY

	Quantity	Base Number	Contract	AT	Region	England
% of FP17s for the same patient ID Re-attending within 3 months - Children	98	1,720	5.7%	9.3%	10.8%	11.5%
% of FP17s for the same patient ID Re-attending within 3 months - Adults	494	3,603	13.7%	13.7%	15.2%	15.4%
% of FP17s for the same patient ID Re-attending between 3 & 9 months - Children	922	1,720	53.6%	62.8%	62.2%	59.7%
% of FP17s for the same patient ID Re-attending between 3 & 9 months - Adults	1,500	3,603	41.6%	53.3%	52.9%	51.7%
% of FP17s for Band 1 Urgent Courses	429	5,033	8.5%	10.0%	9.7%	9.2%
% of FP17s Relating to Free Repair or Replacements	20	5,033	0.4%	0.6%	0.6%	0.7%
% of FP17s Relating to Continuations	3	5,033	0.1%	0.8%	0.7%	0.8%
% of Patients satisfied with the dentistry they have received	2	3	N/A	93.2%	93.6%	93.5%
% of Patients satisfied with the time they had to wait for an appointment	3	3	N/A	85.0%	86.3%	87.4%

* This is based on patients treated on this contract for their most recent course of treatment. Figures in italics indicate the base number of FP17s or Patient Questionnaire responses are less than 100. N/A is shown where the base number of responses is less than 10 during the period. % is calculated as Quantity/Base number*100

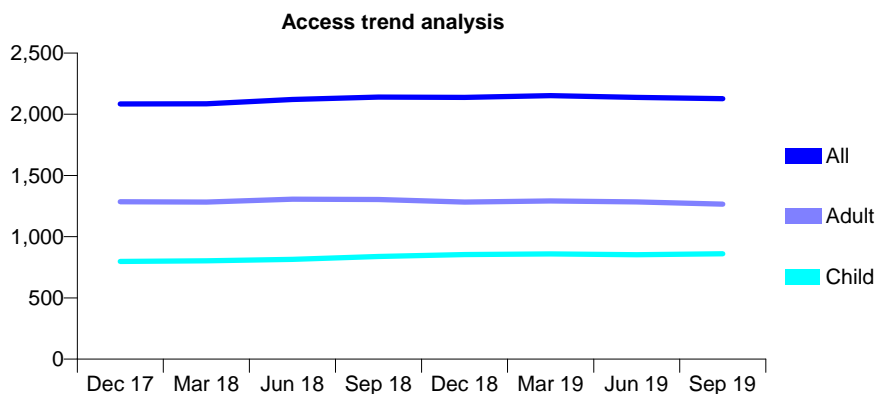
Q70 - Vital Signs At a Glance Contract Report for 144592/0001 - September 2019

Name or company name	Van Der Merwe
Contract type name	GDS Contract
Purpose of contract	General
Contract start date	01/04/2014
Contract end date	

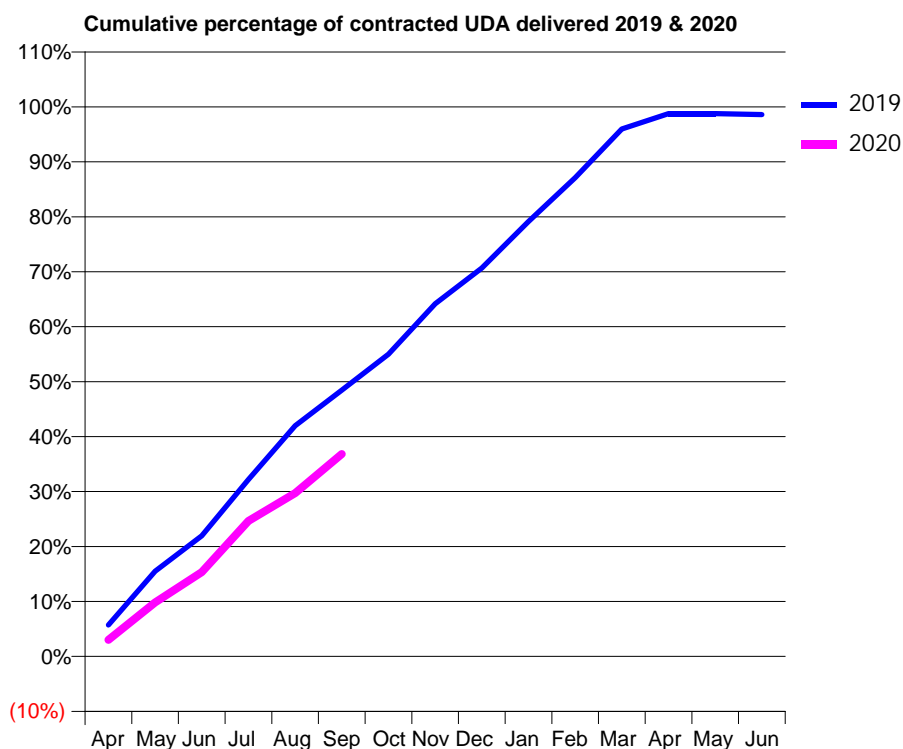
19/20 Contracted general activity (UDA)	6,197
Carry forward general activity (UDA)	87
19/20 Contracted orthodontic activity (UOA)	0
Carry forward orthodontic activity (UOA)	0
Baseline contract value	£141,873.00

ACCESS*

Patients seen in 24 months	Total	Change since previous quarter
Quarter ending September 2018	2,141	
Quarter ending December 2018	2,138	→
Quarter ending March 2019	2,152	→
Quarter ending June 2019	2,138	→
Quarter ending September 2019	2,127	→
Variance since September 2018	(0.7%)	→



ACTIVITY



Month	2019	2020
April	356	187
May	961	610
June	1,360	951
July	1,994	1,528
August	2,601	1,841
September	3,002	2,281
October	3,408	
November	3,977	
December	4,378	
January	4,905	
February	5,398	
March	5,946	
April	6,122	
May	6,122	
June	6,110	

QUALITY

	Quantity	Base Number	Contract	AT	Region	England
% of FP17s for the same patient ID Re-attending within 3 months - Children	45	700	6.4%	9.3%	10.8%	11.5%
% of FP17s for the same patient ID Re-attending within 3 months - Adults	94	878	10.7%	13.7%	15.2%	15.4%
% of FP17s for the same patient ID Re-attending between 3 & 9 months - Children	518	700	74.0%	62.8%	62.2%	59.7%
% of FP17s for the same patient ID Re-attending between 3 & 9 months - Adults	594	878	67.7%	53.3%	52.9%	51.7%
% of FP17s for Band 1 Urgent Courses	77	1,502	5.1%	10.0%	9.7%	9.2%
% of FP17s Relating to Free Repair or Replacements	7	1,502	0.5%	0.6%	0.6%	0.7%
% of FP17s Relating to Continuations	0	1,502	0.0%	0.8%	0.7%	0.8%
% of Patients satisfied with the dentistry they have received	2	2	N/A	93.2%	93.6%	93.5%
% of Patients satisfied with the time they had to wait for an appointment	2	2	N/A	85.0%	86.3%	87.4%

* This is based on patients treated on this contract for their most recent course of treatment. Figures in italics indicate the base number of FP17s or Patient Questionnaire responses are less than 100. N/A is shown where the base number of responses is less than 10 during the period. % is calculated as Quantity/Base number*100

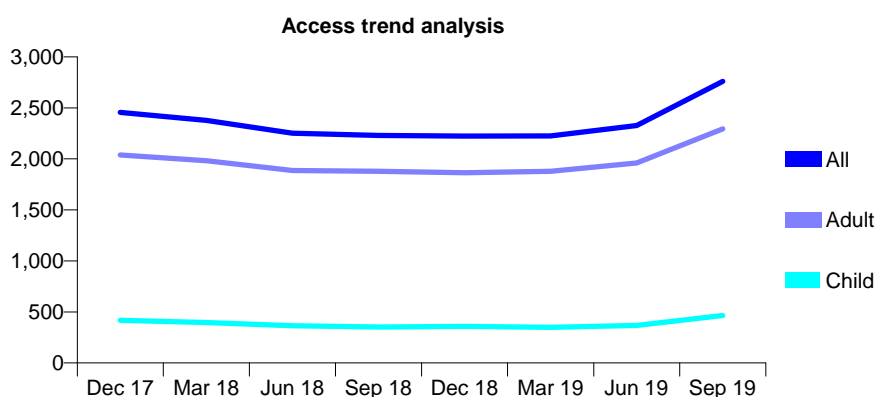
Q70 - Vital Signs At a Glance Contract Report for 145068/0001 - September 2019

Name or company name	Island Dental Care
Contract type name	GDS Contract
Purpose of contract	General
Contract start date	01/04/2015
Contract end date	

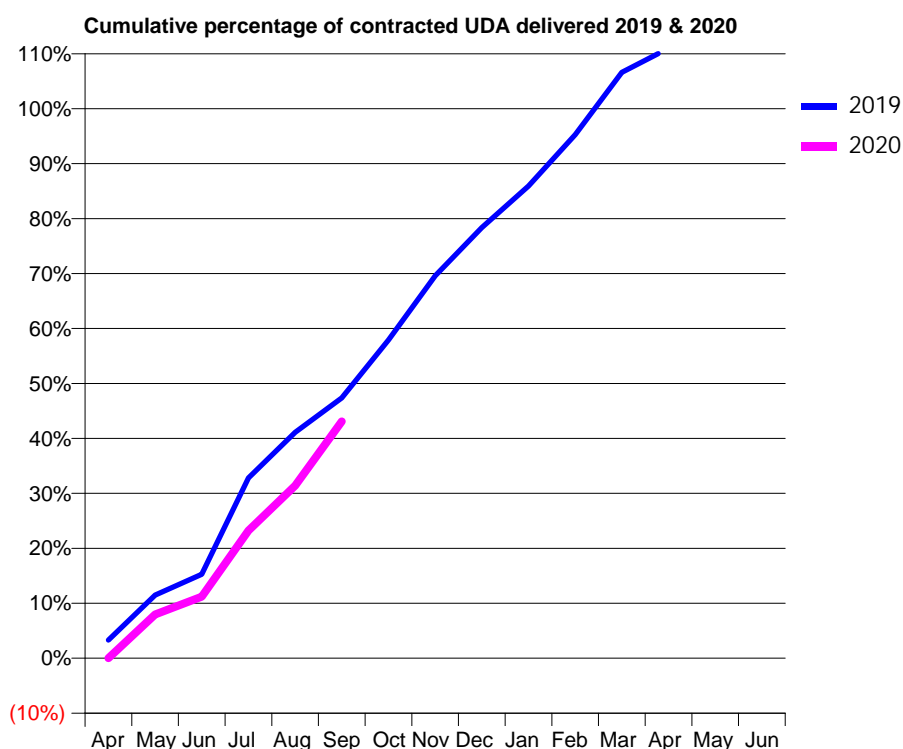
19/20 Contracted general activity (UDA)	10,138
Carry forward general activity (UDA)	0
19/20 Contracted orthodontic activity (UOA)	0
Carry forward orthodontic activity (UOA)	0
Baseline contract value	£236,048.61

ACCESS*

Patients seen in 24 months	Total	Change since previous quarter
Quarter ending September 2018	2,230	
Quarter ending December 2018	2,224	→
Quarter ending March 2019	2,226	→
Quarter ending June 2019	2,328	↑
Quarter ending September 2019	2,760	↑
Variance since September 2018	23.8%	↑



ACTIVITY



Month	2019	2020
April	182	0
May	632	808
June	840	1,134
July	1,805	2,355
August	2,260	3,184
September	2,606	4,368
October	3,186	
November	3,828	
December	4,310	
January	4,726	
February	5,241	
March	5,863	
April	6,105	
May	6,106	
June	6,106	

QUALITY

	Quantity	Base Number	Contract	AT	Region	England
% of FP17s for the same patient ID Re-attending within 3 months - Children	15	370	4.1%	9.3%	10.8%	11.5%
% of FP17s for the same patient ID Re-attending within 3 months - Adults	116	1,719	6.7%	13.7%	15.2%	15.4%
% of FP17s for the same patient ID Re-attending between 3 & 9 months - Children	103	370	27.8%	62.8%	62.2%	59.7%
% of FP17s for the same patient ID Re-attending between 3 & 9 months - Adults	654	1,719	38.0%	53.3%	52.9%	51.7%
% of FP17s for Band 1 Urgent Courses	100	1,967	5.1%	10.0%	9.7%	9.2%
% of FP17s Relating to Free Repair or Replacements	3	1,967	0.2%	0.6%	0.6%	0.7%
% of FP17s Relating to Continuations	9	1,967	0.5%	0.8%	0.7%	0.8%
% of Patients satisfied with the dentistry they have received	2	2	N/A	93.2%	93.6%	93.5%
% of Patients satisfied with the time they had to wait for an appointment	2	2	N/A	85.0%	86.3%	87.4%

* This is based on patients treated on this contract for their most recent course of treatment.

Figures in italics indicate the base number of FP17s or Patient Questionnaire responses are less than 100. N/A is shown where the base number of responses is less than 10 during the period. % is calculated as Quantity/Base number*100

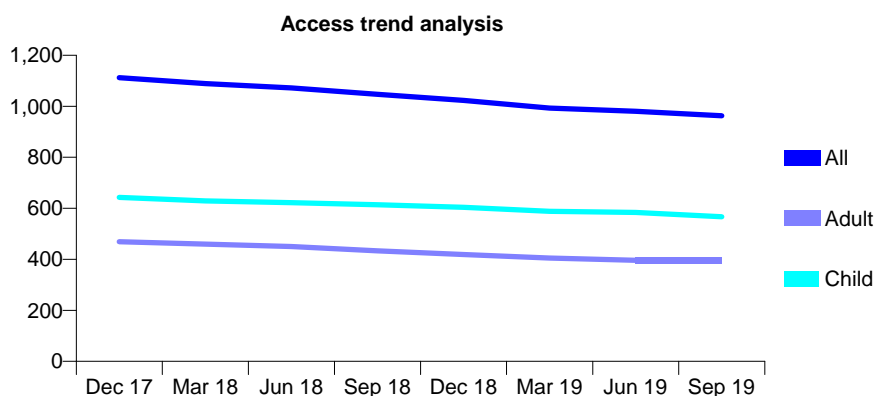
Q70 - Vital Signs At a Glance Contract Report for 145122/0001 - September 2019

Name or company name	Stubbington Avenue Dental Practice
Contract type name	GDS Contract
Purpose of contract	General
Contract start date	01/01/2015
Contract end date	

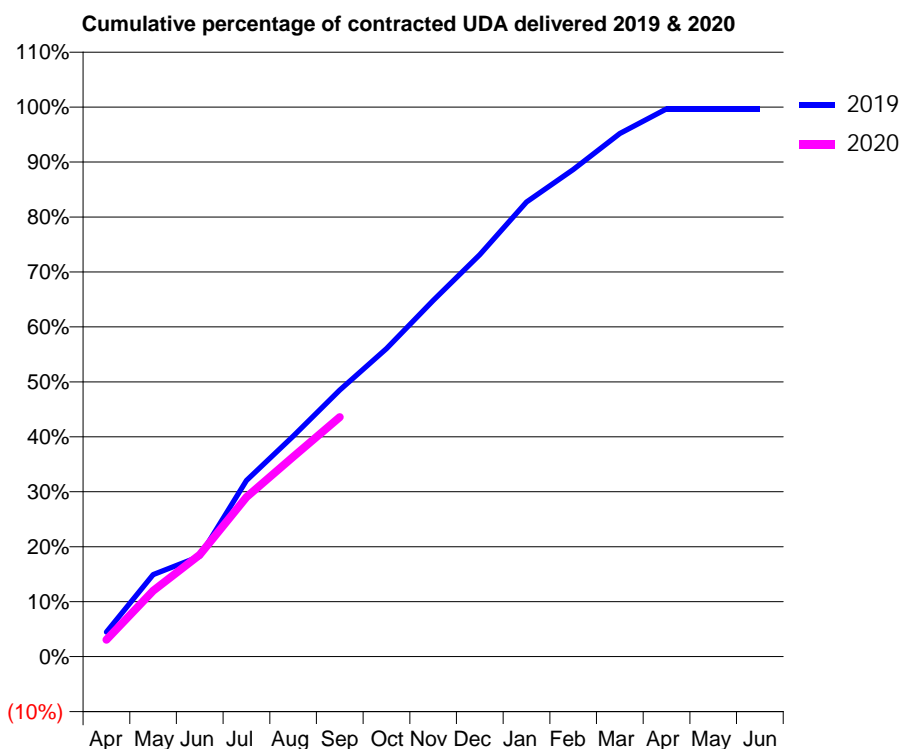
19/20 Contracted general activity (UDA)	2,200
Carry forward general activity (UDA)	7
19/20 Contracted orthodontic activity (UOA)	0
Carry forward orthodontic activity (UOA)	0
Baseline contract value	£50,516.87

ACCESS*

Patients seen in 24 months	Total	Change since previous quarter
Quarter ending September 2018	1,047	
Quarter ending December 2018	1,023	↓
Quarter ending March 2019	993	↓
Quarter ending June 2019	980	↓
Quarter ending September 2019	963	↓
Variance since September 2018	(8.0%)	↓



ACTIVITY



Month	Adjusted Scheduled Activity (UDA)	
	2019	2020
April	98	68
May	329	264
June	401	408
July	705	638
August	883	800
September	1,067	959
October	1,233	
November	1,426	
December	1,609	
January	1,820	
February	1,950	
March	2,094	
April	2,193	
May	2,193	
June	2,193	

QUALITY

	Quantity	Base Number	Contract	AT	Region	England
% of FP17s for the same patient ID Re-attending within 3 months - Children	21	529	4.0%	9.3%	10.8%	11.5%
% of FP17s for the same patient ID Re-attending within 3 months - Adults	20	260	7.7%	13.7%	15.2%	15.4%
% of FP17s for the same patient ID Re-attending between 3 & 9 months - Children	425	529	80.3%	62.8%	62.2%	59.7%
% of FP17s for the same patient ID Re-attending between 3 & 9 months - Adults	209	260	80.4%	53.3%	52.9%	51.7%
% of FP17s for Band 1 Urgent Courses	16	719	2.2%	10.0%	9.7%	9.2%
% of FP17s Relating to Free Repair or Replacements	1	719	0.1%	0.6%	0.6%	0.7%
% of FP17s Relating to Continuations	0	719	0.0%	0.8%	0.7%	0.8%
% of Patients satisfied with the dentistry they have received	0	0	N/A	93.2%	93.6%	93.5%
% of Patients satisfied with the time they had to wait for an appointment	0	0	N/A	85.0%	86.3%	87.4%

* This is based on patients treated on this contract for their most recent course of treatment. Figures in italics indicate the base number of FP17s or Patient Questionnaire responses are less than 100. N/A is shown where the base number of responses is less than 10 during the period. % is calculated as Quantity/Base number*100

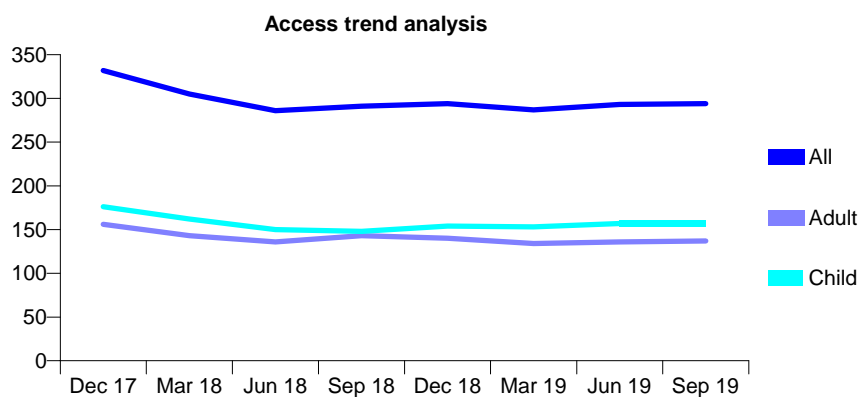
Q70 - Vital Signs At a Glance Contract Report for 145785/0001 - September 2019

Name or company name	The Anchorage Practice Limited
Contract type name	GDS Contract
Purpose of contract	General
Contract start date	01/09/2008
Contract end date	

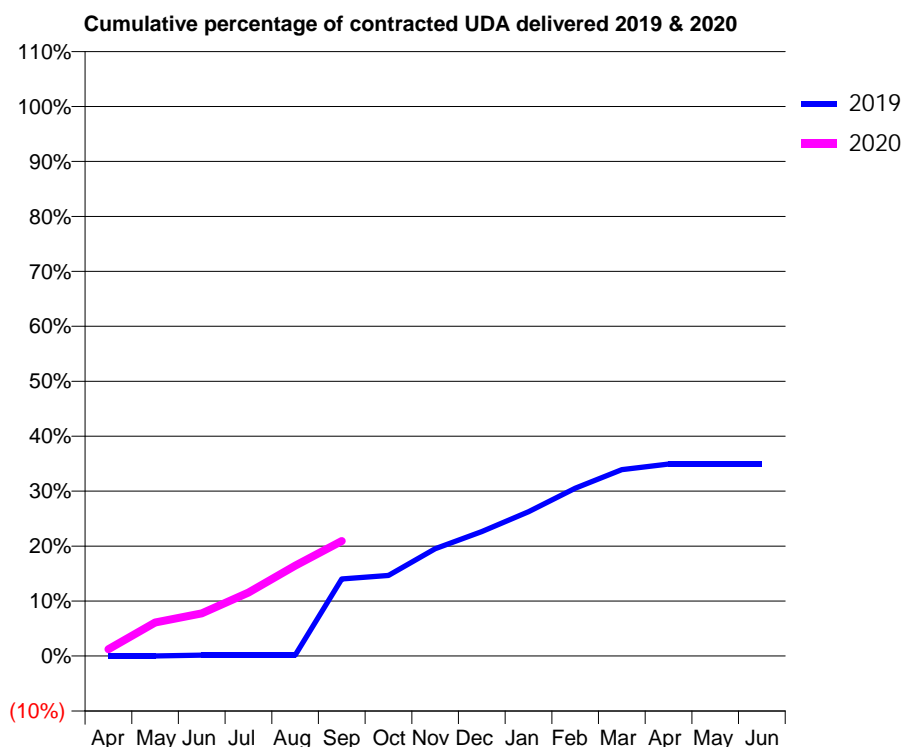
19/20 Contracted general activity (UDA)	1,850
Carry forward general activity (UDA)	0
19/20 Contracted orthodontic activity (UOA)	0
Carry forward orthodontic activity (UOA)	0
Baseline contract value	£43,586.10

ACCESS*

Patients seen in 24 months	Total	Change since previous quarter
Quarter ending September 2018	291	
Quarter ending December 2018	294	→
Quarter ending March 2019	287	↓
Quarter ending June 2019	293	↑
Quarter ending September 2019	294	→
Variance since September 2018	1.0%	→



ACTIVITY



Month	Adjusted Scheduled Activity (UDA)	
	2019	2020
April	0	23
May	0	113
June	3	144
July	3	214
August	3	304
September	259	387
October	271	
November	361	
December	419	
January	486	
February	565	
March	627	
April	646	
May	646	
June	646	

QUALITY

	Quantity	Base Number	Contract	AT	Region	England
% of FP17s for the same patient ID Re-attending within 3 months - Children	1	133	0.8%	9.3%	10.8%	11.5%
% of FP17s for the same patient ID Re-attending within 3 months - Adults	12	103	11.7%	13.7%	15.2%	15.4%
% of FP17s for the same patient ID Re-attending between 3 & 9 months - Children	94	133	70.7%	62.8%	62.2%	59.7%
% of FP17s for the same patient ID Re-attending between 3 & 9 months - Adults	51	103	49.5%	53.3%	52.9%	51.7%
% of FP17s for Band 1 Urgent Courses	1	211	0.5%	10.0%	9.7%	9.2%
% of FP17s Relating to Free Repair or Replacements	2	211	0.9%	0.6%	0.6%	0.7%
% of FP17s Relating to Continuations	1	211	0.5%	0.8%	0.7%	0.8%
% of Patients satisfied with the dentistry they have received	0	0	N/A	93.2%	93.6%	93.5%
% of Patients satisfied with the time they had to wait for an appointment	0	0	N/A	85.0%	86.3%	87.4%

* This is based on patients treated on this contract for their most recent course of treatment. Figures in italics indicate the base number of FP17s or Patient Questionnaire responses are less than 100. N/A is shown where the base number of responses is less than 10 during the period. % is calculated as Quantity/Base number*100

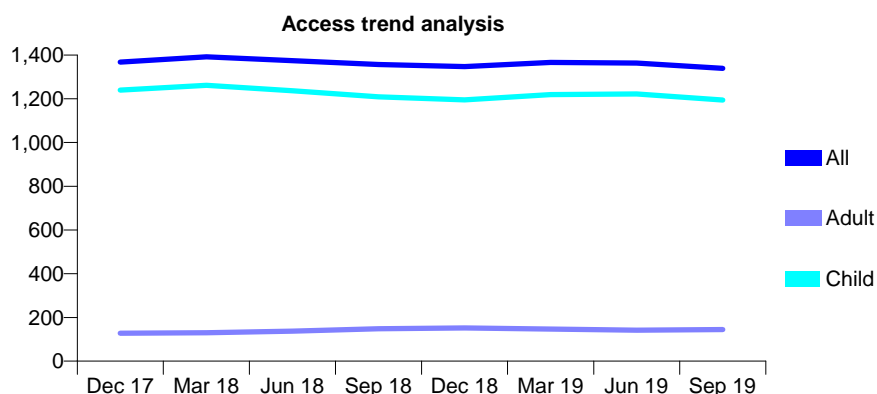
Q70 - Vital Signs At a Glance Contract Report for 146005/0001 - September 2019

Name or company name	Mr T F Visser
Contract type name	GDS Contract
Purpose of contract	General
Contract start date	02/06/2014
Contract end date	

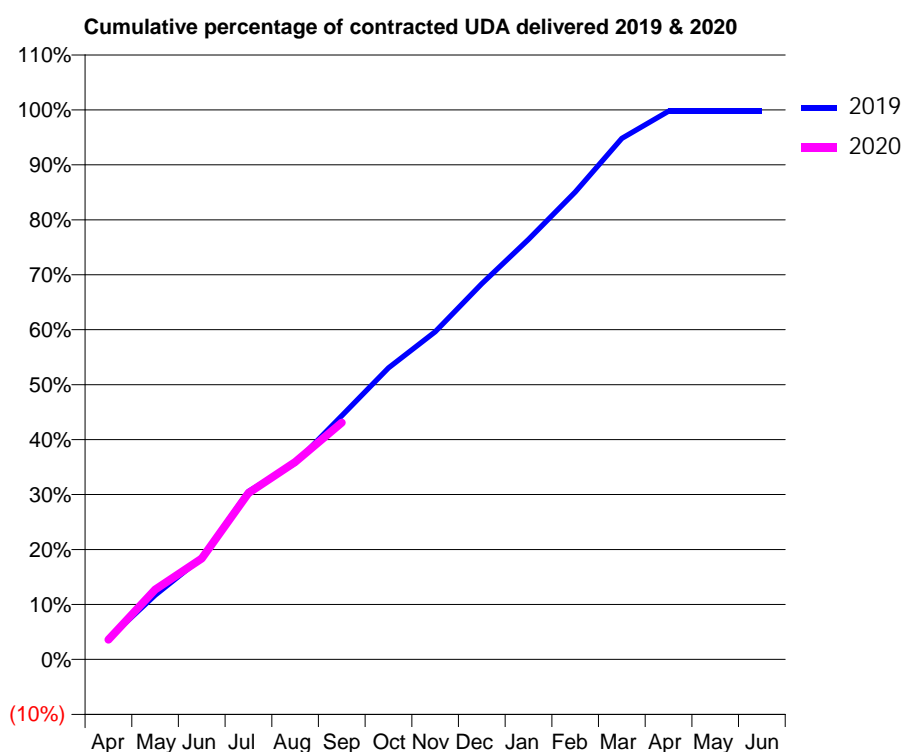
19/20 Contracted general activity (UDA)	2,910
Carry forward general activity (UDA)	7
19/20 Contracted orthodontic activity (UOA)	0
Carry forward orthodontic activity (UOA)	0
Baseline contract value	£65,122.28

ACCESS*

Patients seen in 24 months	Total	Change since previous quarter
Quarter ending September 2018	1,357	
Quarter ending December 2018	1,347	→
Quarter ending March 2019	1,366	→
Quarter ending June 2019	1,364	→
Quarter ending September 2019	1,339	↓
Variance since September 2018	(1.3%)	↓



ACTIVITY



Month	2019	2020
April	109	105
May	340	370
June	538	534
July	890	881
August	1,040	1,046
September	1,291	1,254
October	1,543	
November	1,735	
December	1,989	
January	2,224	
February	2,475	
March	2,759	
April	2,903	
May	2,903	
June	2,903	

QUALITY

	Quantity	Base Number	Contract	AT	Region	England
% of FP17s for the same patient ID Re-attending within 3 months - Children	81	980	8.3%	9.3%	10.8%	11.5%
% of FP17s for the same patient ID Re-attending within 3 months - Adults	3	34	8.8%	13.7%	15.2%	15.4%
% of FP17s for the same patient ID Re-attending between 3 & 9 months - Children	684	980	69.8%	62.8%	62.2%	59.7%
% of FP17s for the same patient ID Re-attending between 3 & 9 months - Adults	25	34	73.5%	53.3%	52.9%	51.7%
% of FP17s for Band 1 Urgent Courses	39	918	4.2%	10.0%	9.7%	9.2%
% of FP17s Relating to Free Repair or Replacements	0	918	0.0%	0.6%	0.6%	0.7%
% of FP17s Relating to Continuations	18	918	2.0%	0.8%	0.7%	0.8%
% of Patients satisfied with the dentistry they have received	0	0	N/A	93.2%	93.6%	93.5%
% of Patients satisfied with the time they had to wait for an appointment	0	0	N/A	85.0%	86.3%	87.4%

* This is based on patients treated on this contract for their most recent course of treatment. Figures in italics indicate the base number of FP17s or Patient Questionnaire responses are less than 100. N/A is shown where the base number of responses is less than 10 during the period. % is calculated as Quantity/Base number*100

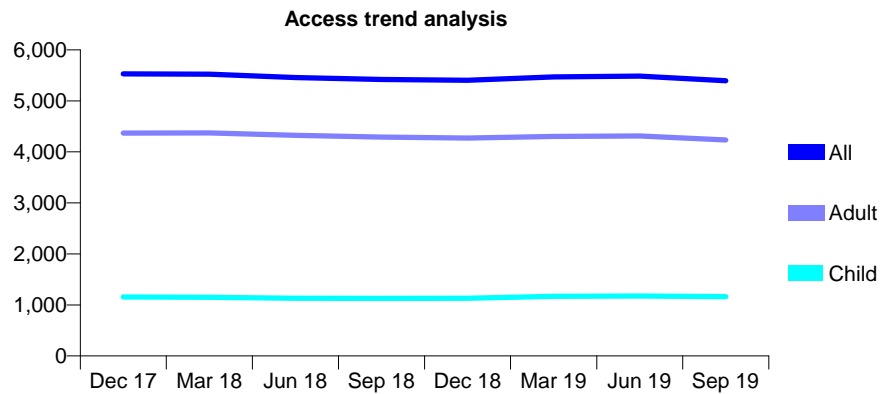
Q70 - Vital Signs At a Glance Contract Report for 146447/0001 - September 2019

Name or company name	Dentapol Ltd
Contract type name	GDS Contract
Purpose of contract	General
Contract start date	01/11/2006
Contract end date	

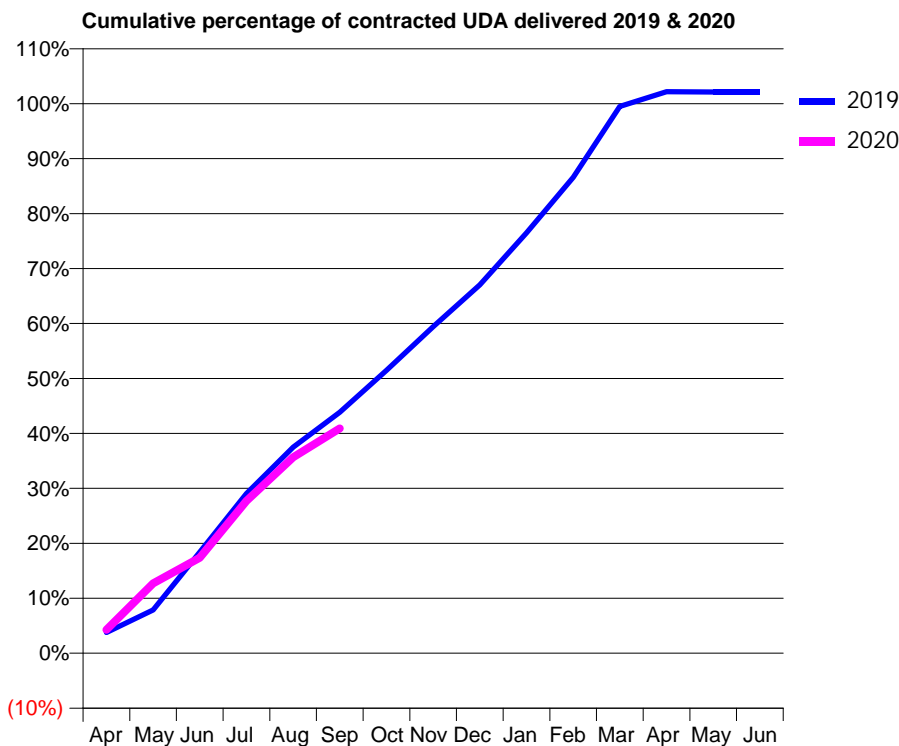
19/20 Contracted general activity (UDA)	16,000
Carry forward general activity (UDA)	0
19/20 Contracted orthodontic activity (UOA)	0
Carry forward orthodontic activity (UOA)	0
Baseline contract value	£470,861.16

ACCESS*

Patients seen in 24 months	Total	Change since previous quarter
Quarter ending September 2018	5,419	
Quarter ending December 2018	5,403	→
Quarter ending March 2019	5,471	→
Quarter ending June 2019	5,487	→
Quarter ending September 2019	5,394	↓
Variance since September 2018	(0.5%)	→



ACTIVITY



Month	2019	2020
April	604	684
May	1,258	2,033
June	2,943	2,777
July	4,650	4,437
August	6,002	5,706
September	7,014	6,543
October	8,236	
November	9,506	
December	10,724	
January	12,240	
February	13,857	
March	15,922	
April	16,349	
May	16,341	
June	16,341	

QUALITY

	Quantity	Base Number	Contract	AT	Region	England
% of FP17s for the same patient ID Re-attending within 3 months - Children	54	794	6.8%	9.3%	10.8%	11.5%
% of FP17s for the same patient ID Re-attending within 3 months - Adults	383	2,804	13.7%	13.7%	15.2%	15.4%
% of FP17s for the same patient ID Re-attending between 3 & 9 months - Children	501	794	63.1%	62.8%	62.2%	59.7%
% of FP17s for the same patient ID Re-attending between 3 & 9 months - Adults	1,725	2,804	61.5%	53.3%	52.9%	51.7%
% of FP17s for Band 1 Urgent Courses	310	3,452	9.0%	10.0%	9.7%	9.2%
% of FP17s Relating to Free Repair or Replacements	32	3,452	0.9%	0.6%	0.6%	0.7%
% of FP17s Relating to Continuations	14	3,452	0.4%	0.8%	0.7%	0.8%
% of Patients satisfied with the dentistry they have received	1	1	N/A	93.2%	93.6%	93.5%
% of Patients satisfied with the time they had to wait for an appointment	1	1	N/A	85.0%	86.3%	87.4%

* This is based on patients treated on this contract for their most recent course of treatment. Figures in italics indicate the base number of FP17s or Patient Questionnaire responses are less than 100. N/A is shown where the base number of responses is less than 10 during the period. % is calculated as Quantity/Base number*100

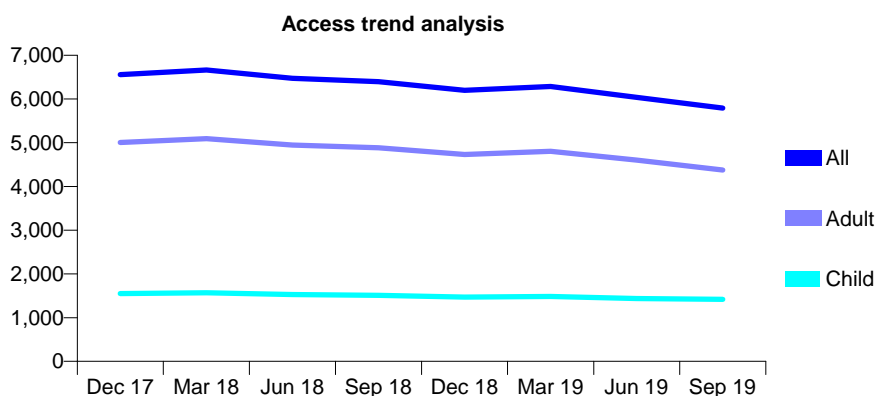
Q70 - Vital Signs At a Glance Contract Report for 146447/0002 - September 2019

Name or company name	Dentapol Ltd
Contract type name	GDS Contract
Purpose of contract	General
Contract start date	01/01/2007
Contract end date	

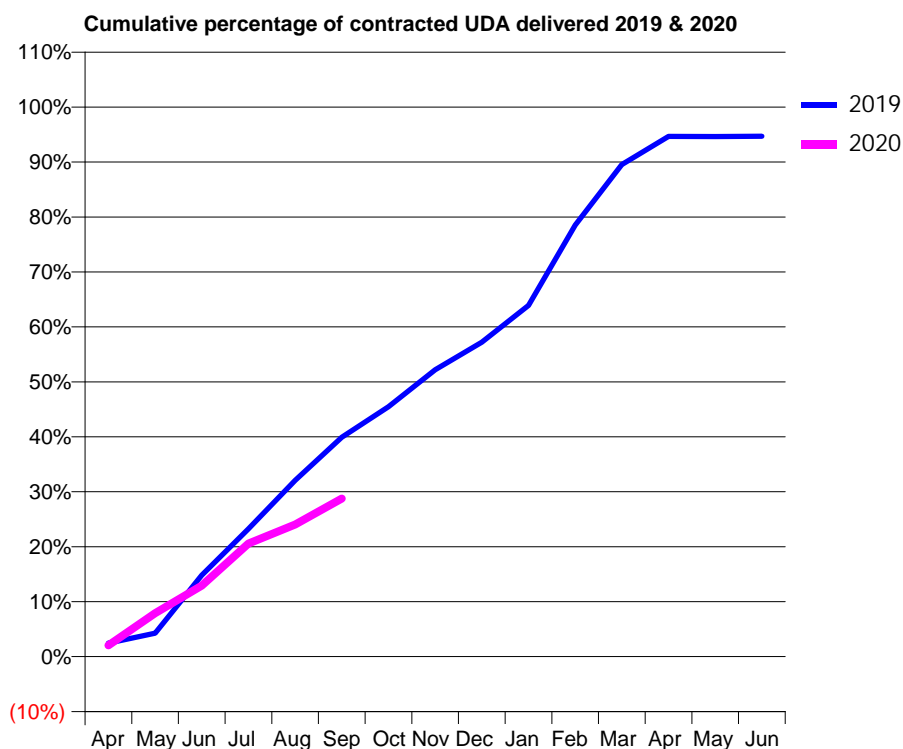
19/20 Contracted general activity (UDA)	24,000
Carry forward general activity (UDA)	0
19/20 Contracted orthodontic activity (UOA)	0
Carry forward orthodontic activity (UOA)	0
Baseline contract value	£603,786.89

ACCESS*

Patients seen in 24 months	Total	Change since previous quarter
Quarter ending September 2018	6,395	
Quarter ending December 2018	6,199	↓
Quarter ending March 2019	6,286	→
Quarter ending June 2019	6,038	↓
Quarter ending September 2019	5,792	↓
Variance since September 2018	(9.4%)	↓



ACTIVITY



Month	Adjusted Scheduled Activity (UDA)	
	2019	2020
April	592	494
May	1,030	1,899
June	3,557	3,102
July	5,585	4,941
August	7,695	5,771
September	9,577	6,904
October	10,912	
November	12,532	
December	13,731	
January	15,338	
February	18,849	
March	21,486	
April	22,715	
May	22,714	
June	22,722	

QUALITY

	Quantity	Base Number	Contract	AT	Region	England
% of FP17s for the same patient ID Re-attending within 3 months - Children	71	887	8.0%	9.3%	10.8%	11.5%
% of FP17s for the same patient ID Re-attending within 3 months - Adults	504	2,499	20.2%	13.7%	15.2%	15.4%
% of FP17s for the same patient ID Re-attending between 3 & 9 months - Children	579	887	65.3%	62.8%	62.2%	59.7%
% of FP17s for the same patient ID Re-attending between 3 & 9 months - Adults	1,400	2,499	56.0%	53.3%	52.9%	51.7%
% of FP17s for Band 1 Urgent Courses	454	3,008	15.1%	10.0%	9.7%	9.2%
% of FP17s Relating to Free Repair or Replacements	28	3,008	0.9%	0.6%	0.6%	0.7%
% of FP17s Relating to Continuations	28	3,008	0.9%	0.8%	0.7%	0.8%
% of Patients satisfied with the dentistry they have received	1	3	N/A	93.2%	93.6%	93.5%
% of Patients satisfied with the time they had to wait for an appointment	1	3	N/A	85.0%	86.3%	87.4%

* This is based on patients treated on this contract for their most recent course of treatment. Figures in italics indicate the base number of FP17s or Patient Questionnaire responses are less than 100. N/A is shown where the base number of responses is less than 10 during the period. % is calculated as Quantity/Base number*100

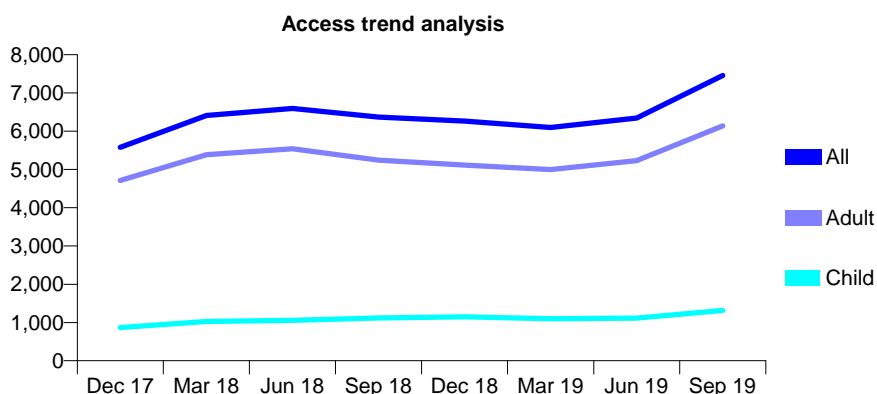
Q70 - Vital Signs At a Glance Contract Report for 146447/0003 - September 2019

Name or company name	Dentapol Ltd
Contract type name	GDS Contract
Purpose of contract	General
Contract start date	01/01/2007
Contract end date	

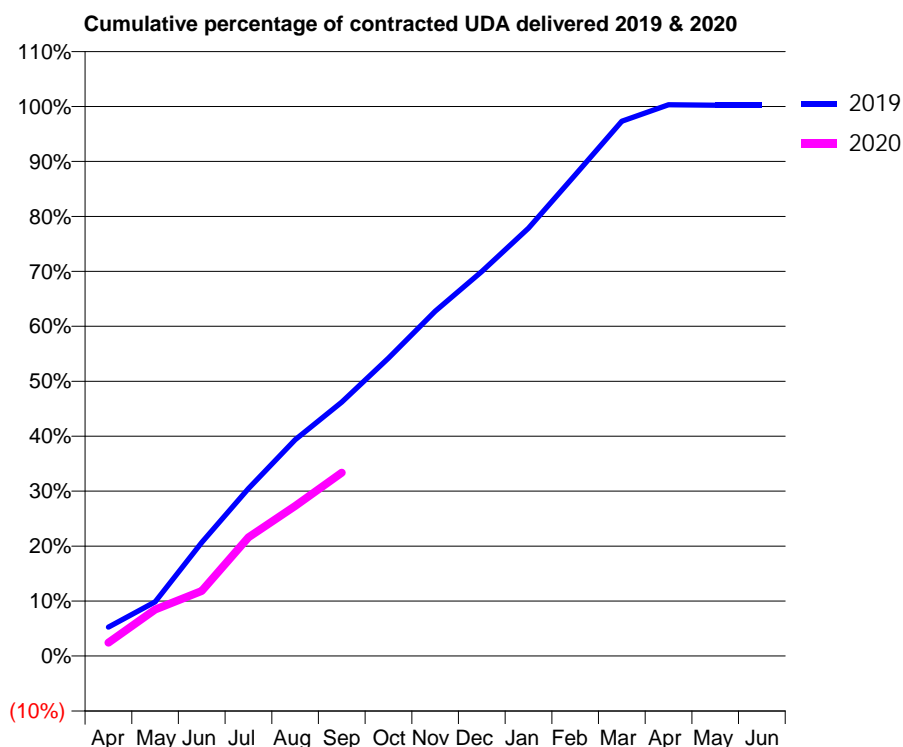
19/20 Contracted general activity (UDA)	28,806
Carry forward general activity (UDA)	0
19/20 Contracted orthodontic activity (UOA)	0
Carry forward orthodontic activity (UOA)	0
Baseline contract value	£791,288.68

ACCESS*

Patients seen in 24 months	Total	Change since previous quarter
Quarter ending September 2018	6,366	
Quarter ending December 2018	6,262	↓
Quarter ending March 2019	6,098	↓
Quarter ending June 2019	6,341	↑
Quarter ending September 2019	7,457	↑
Variance since September 2018	17.1%	↑



ACTIVITY



Month	Adjusted Scheduled Activity (UDA)	
	2019	2020
April	1,039	702
May	1,954	2,435
June	4,091	3,406
July	6,041	6,217
August	7,796	7,867
September	9,153	9,611
October	10,739	
November	12,425	
December	13,861	
January	15,422	
February	17,345	
March	19,275	
April	19,868	
May	19,852	
June	19,852	

QUALITY

	Quantity	Base Number	Contract	AT	Region	England
% of FP17s for the same patient ID Re-attending within 3 months - Children	47	1,015	4.6%	9.3%	10.8%	11.5%
% of FP17s for the same patient ID Re-attending within 3 months - Adults	314	4,543	6.9%	13.7%	15.2%	15.4%
% of FP17s for the same patient ID Re-attending between 3 & 9 months - Children	499	1,015	49.2%	62.8%	62.2%	59.7%
% of FP17s for the same patient ID Re-attending between 3 & 9 months - Adults	2,023	4,543	44.5%	53.3%	52.9%	51.7%
% of FP17s for Band 1 Urgent Courses	710	5,317	13.4%	10.0%	9.7%	9.2%
% of FP17s Relating to Free Repair or Replacements	22	5,317	0.4%	0.6%	0.6%	0.7%
% of FP17s Relating to Continuations	14	5,317	0.3%	0.8%	0.7%	0.8%
% of Patients satisfied with the dentistry they have received	2	2	N/A	93.2%	93.6%	93.5%
% of Patients satisfied with the time they had to wait for an appointment	1	2	N/A	85.0%	86.3%	87.4%

* This is based on patients treated on this contract for their most recent course of treatment. Figures in italics indicate the base number of FP17s or Patient Questionnaire responses are less than 100. N/A is shown where the base number of responses is less than 10 during the period. % is calculated as Quantity/Base number*100

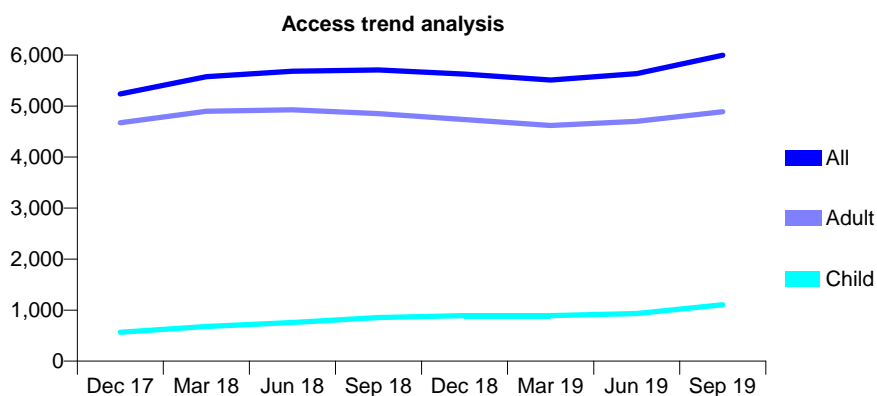
Q70 - Vital Signs At a Glance Contract Report for 146447/0004 - September 2019

Name or company name	Dentapol Ltd
Contract type name	GDS Contract
Purpose of contract	General
Contract start date	01/01/2007
Contract end date	

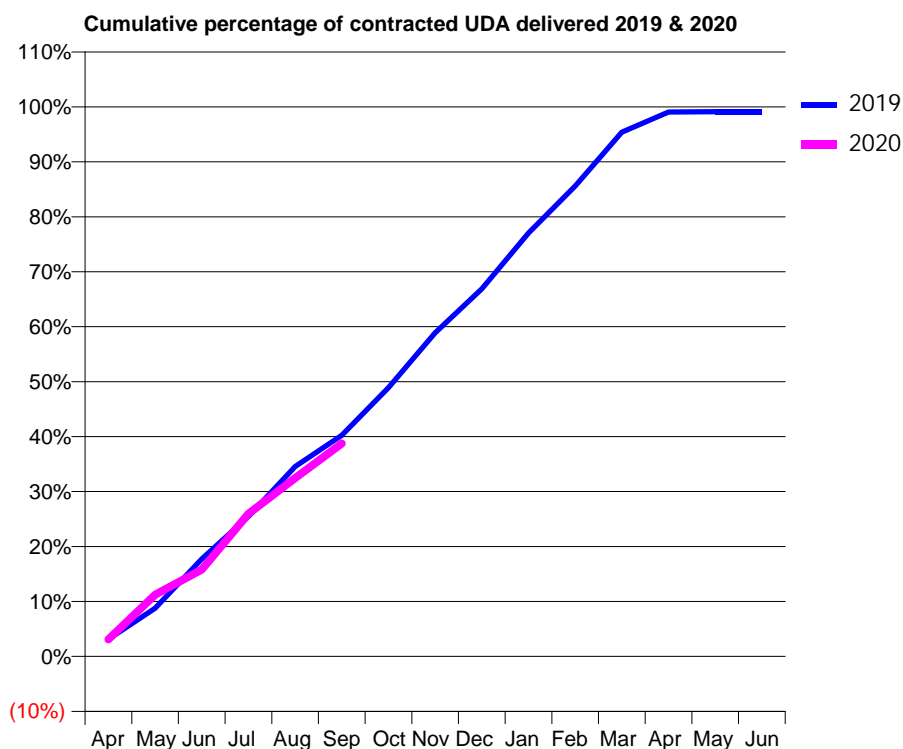
19/20 Contracted general activity (UDA)	21,910
Carry forward general activity (UDA)	168
19/20 Contracted orthodontic activity (UOA)	0
Carry forward orthodontic activity (UOA)	0
Baseline contract value	£628,155.36

ACCESS*

Patients seen in 24 months	Total	Change since previous quarter
Quarter ending September 2018	5,708	
Quarter ending December 2018	5,628	↓
Quarter ending March 2019	5,510	↓
Quarter ending June 2019	5,636	↑
Quarter ending September 2019	5,996	↑
Variance since September 2018	5.0%	↑



ACTIVITY



Month	2019	2020
April	595	681
May	1,661	2,459
June	3,353	3,463
July	4,815	5,694
August	6,533	7,113
September	7,611	8,490
October	9,249	
November	11,138	
December	12,651	
January	14,567	
February	16,188	
March	18,037	
April	18,730	
May	18,743	
June	18,742	

QUALITY

	Quantity	Base Number	Contract	AT	Region	England
% of FP17s for the same patient ID Re-attending within 3 months - Children	41	827	5.0%	9.3%	10.8%	11.5%
% of FP17s for the same patient ID Re-attending within 3 months - Adults	575	3,723	15.4%	13.7%	15.2%	15.4%
% of FP17s for the same patient ID Re-attending between 3 & 9 months - Children	390	827	47.2%	62.8%	62.2%	59.7%
% of FP17s for the same patient ID Re-attending between 3 & 9 months - Adults	2,032	3,723	54.6%	53.3%	52.9%	51.7%
% of FP17s for Band 1 Urgent Courses	516	4,247	12.1%	10.0%	9.7%	9.2%
% of FP17s Relating to Free Repair or Replacements	62	4,247	1.5%	0.6%	0.6%	0.7%
% of FP17s Relating to Continuations	32	4,247	0.8%	0.8%	0.7%	0.8%
% of Patients satisfied with the dentistry they have received	1	1	N/A	93.2%	93.6%	93.5%
% of Patients satisfied with the time they had to wait for an appointment	1	1	N/A	85.0%	86.3%	87.4%

* This is based on patients treated on this contract for their most recent course of treatment. Figures in italics indicate the base number of FP17s or Patient Questionnaire responses are less than 100. N/A is shown where the base number of responses is less than 10 during the period. % is calculated as Quantity/Base number*100

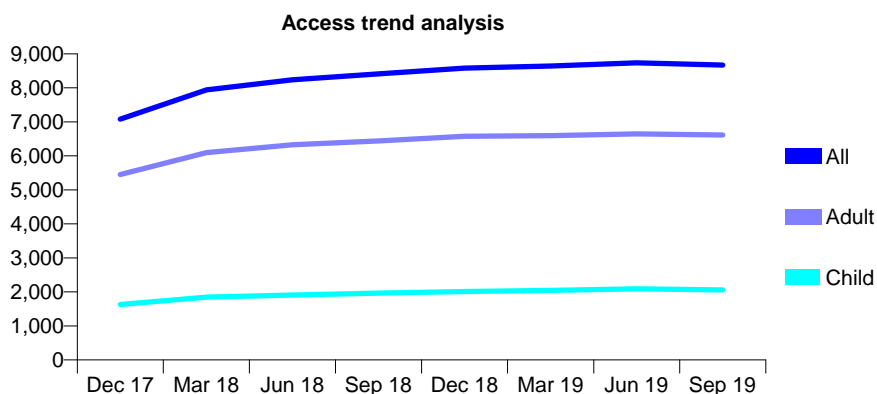
Q70 - Vital Signs At a Glance Contract Report for 146447/0005 - September 2019

Name or company name	Dr Patrycja Drozdziel
Contract type name	GDS Contract
Purpose of contract	General
Contract start date	01/01/2009
Contract end date	

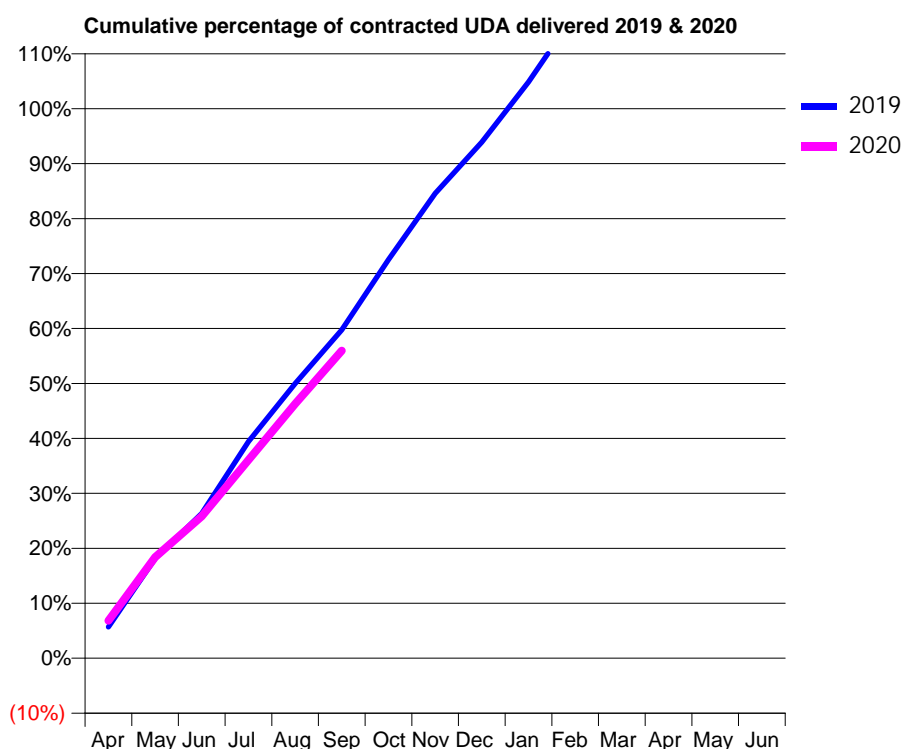
19/20 Contracted general activity (UDA)	21,000
Carry forward general activity (UDA)	0
19/20 Contracted orthodontic activity (UOA)	0
Carry forward orthodontic activity (UOA)	0
Baseline contract value	£467,224.96

ACCESS*

Patients seen in 24 months	Total	Change since previous quarter
Quarter ending September 2018	8,408	
Quarter ending December 2018	8,583	↑
Quarter ending March 2019	8,640	→
Quarter ending June 2019	8,737	→
Quarter ending September 2019	8,669	→
Variance since September 2018	3.1%	↑



ACTIVITY



Month	2019	2020
April	1,197	1,435
May	3,814	3,863
June	5,532	5,418
July	8,279	7,573
August	10,495	9,723
September	12,541	11,754
October	15,228	
November	17,760	
December	19,720	
January	22,016	
February	24,631	
March	26,871	
April	27,269	
May	27,284	
June	27,285	

QUALITY

	Quantity	Base Number	Contract	AT	Region	England
% of FP17s for the same patient ID Re-attending within 3 months - Children	96	1,492	6.4%	9.3%	10.8%	11.5%
% of FP17s for the same patient ID Re-attending within 3 months - Adults	677	4,855	13.9%	13.7%	15.2%	15.4%
% of FP17s for the same patient ID Re-attending between 3 & 9 months - Children	984	1,492	66.0%	62.8%	62.2%	59.7%
% of FP17s for the same patient ID Re-attending between 3 & 9 months - Adults	3,076	4,855	63.4%	53.3%	52.9%	51.7%
% of FP17s for Band 1 Urgent Courses	491	6,163	8.0%	10.0%	9.7%	9.2%
% of FP17s Relating to Free Repair or Replacements	43	6,163	0.7%	0.6%	0.6%	0.7%
% of FP17s Relating to Continuations	62	6,163	1.0%	0.8%	0.7%	0.8%
% of Patients satisfied with the dentistry they have received	2	2	N/A	93.2%	93.6%	93.5%
% of Patients satisfied with the time they had to wait for an appointment	1	2	N/A	85.0%	86.3%	87.4%

* This is based on patients treated on this contract for their most recent course of treatment. Figures in italics indicate the base number of FP17s or Patient Questionnaire responses are less than 100. N/A is shown where the base number of responses is less than 10 during the period. % is calculated as Quantity/Base number*100

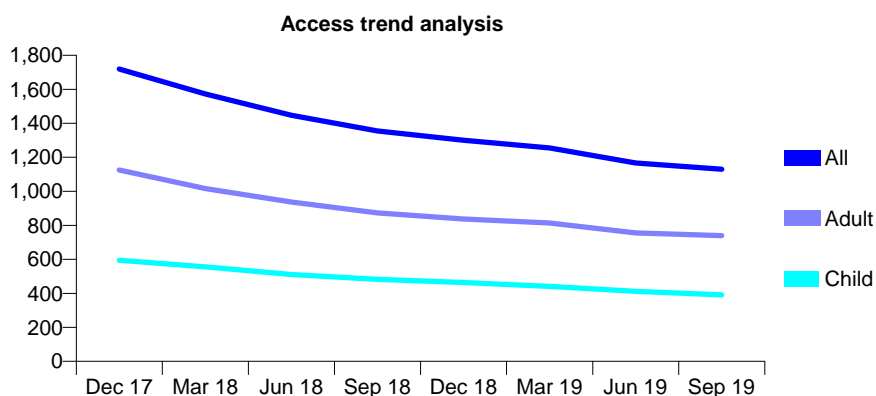
Q70 - Vital Signs At a Glance Contract Report for 147133/0001 - September 2019

Name or company name	Royal Terrace Dental Practice
Contract type name	GDS Contract
Purpose of contract	General
Contract start date	01/04/2015
Contract end date	

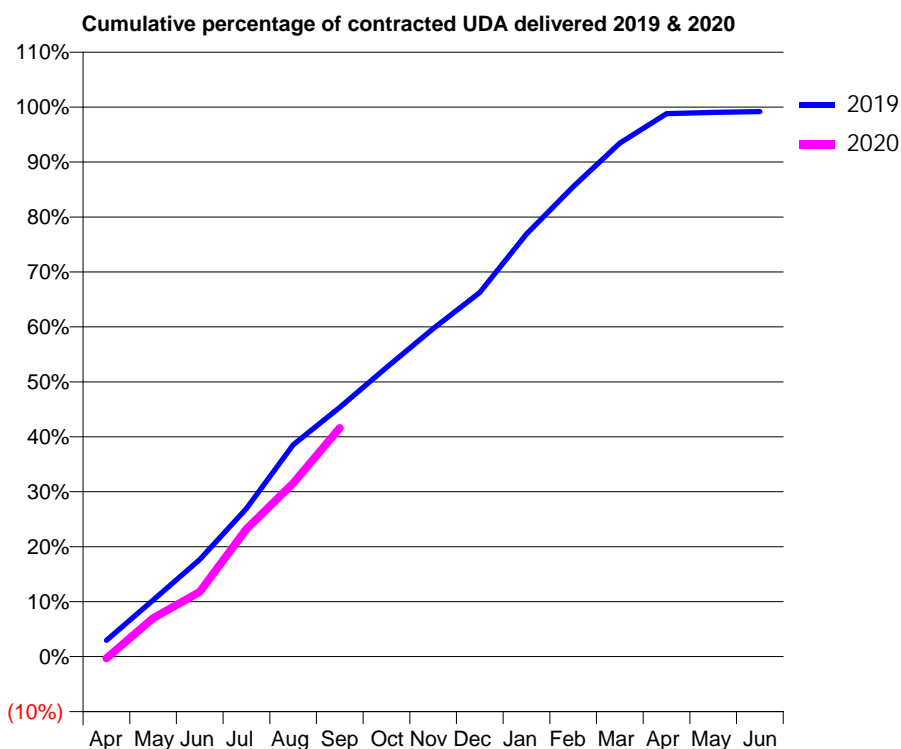
19/20 Contracted general activity (UDA)	2,883
Carry forward general activity (UDA)	24
19/20 Contracted orthodontic activity (UOA)	0
Carry forward orthodontic activity (UOA)	0
Baseline contract value	£69,483.72

ACCESS*

Patients seen in 24 months	Total	Change since previous quarter
Quarter ending September 2018	1,355	
Quarter ending December 2018	1,300	↓
Quarter ending March 2019	1,255	↓
Quarter ending June 2019	1,167	↓
Quarter ending September 2019	1,130	↓
Variance since September 2018	(16.6%)	↓



ACTIVITY



Month	Adjusted Scheduled Activity (UDA)	
	2019	2020
April	86	-10
May	297	202
June	510	340
July	777	670
August	1,111	910
September	1,308	1,200
October	1,516	
November	1,721	
December	1,910	
January	2,216	
February	2,466	
March	2,694	
April	2,849	
May	2,855	
June	2,859	

QUALITY

	Quantity	Base Number	Contract	AT	Region	England
% of FP17s for the same patient ID Re-attending within 3 months - Children	9	265	3.4%	9.3%	10.8%	11.5%
% of FP17s for the same patient ID Re-attending within 3 months - Adults	85	504	16.9%	13.7%	15.2%	15.4%
% of FP17s for the same patient ID Re-attending between 3 & 9 months - Children	107	265	40.4%	62.8%	62.2%	59.7%
% of FP17s for the same patient ID Re-attending between 3 & 9 months - Adults	231	504	45.8%	53.3%	52.9%	51.7%
% of FP17s for Band 1 Urgent Courses	49	690	7.1%	10.0%	9.7%	9.2%
% of FP17s Relating to Free Repair or Replacements	9	690	1.3%	0.6%	0.6%	0.7%
% of FP17s Relating to Continuations	4	690	0.6%	0.8%	0.7%	0.8%
% of Patients satisfied with the dentistry they have received	0	0	N/A	93.2%	93.6%	93.5%
% of Patients satisfied with the time they had to wait for an appointment	0	0	N/A	85.0%	86.3%	87.4%

* This is based on patients treated on this contract for their most recent course of treatment. Figures in italics indicate the base number of FP17s or Patient Questionnaire responses are less than 100. N/A is shown where the base number of responses is less than 10 during the period. % is calculated as Quantity/Base number*100

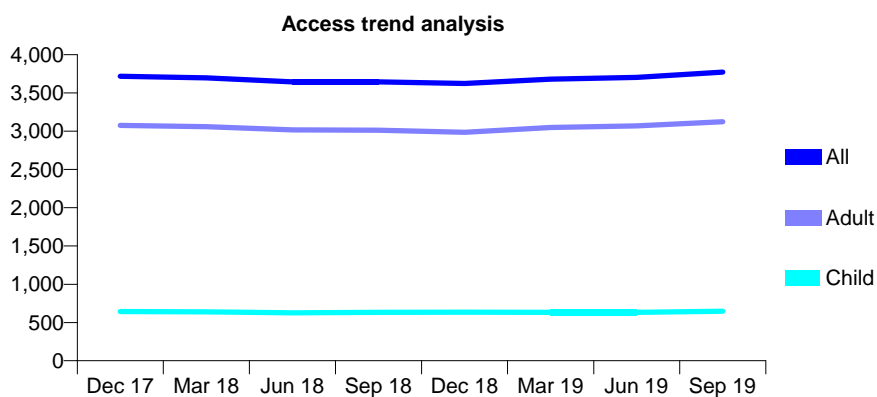
Q70 - Vital Signs At a Glance Contract Report for 147435/0001 - September 2019

Name or company name	Fieldrealm Ltd
Contract type name	GDS Contract
Purpose of contract	General
Contract start date	01/08/2007
Contract end date	

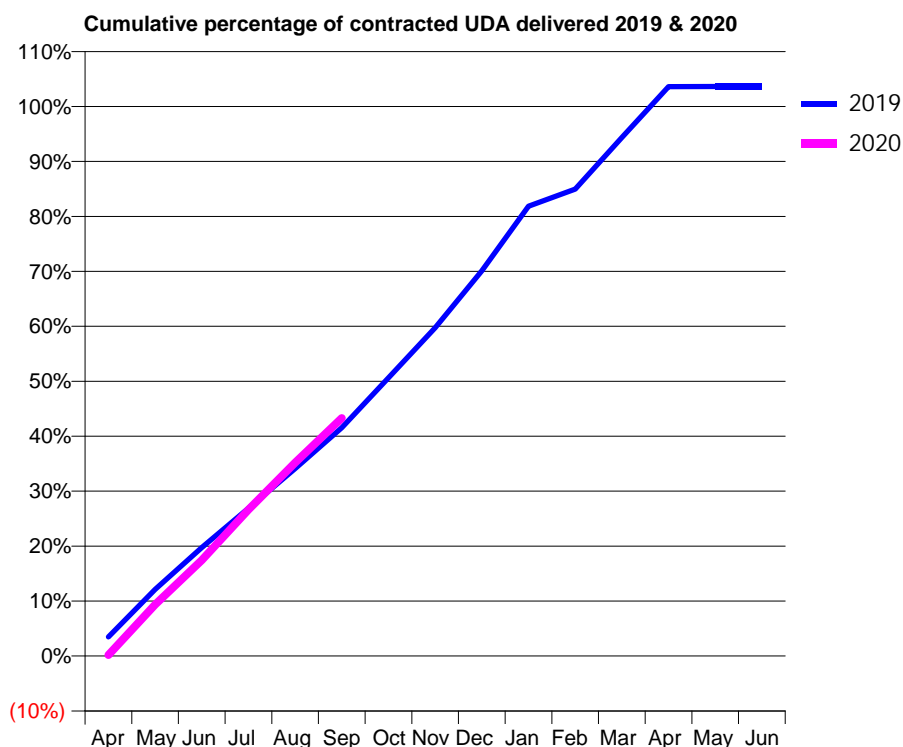
19/20 Contracted general activity (UDA)	13,238
Carry forward general activity (UDA)	0
19/20 Contracted orthodontic activity (UOA)	0
Carry forward orthodontic activity (UOA)	0
Baseline contract value	£298,713.61

ACCESS*

Patients seen in 24 months	Total	Change since previous quarter
Quarter ending September 2018	3,646	
Quarter ending December 2018	3,622	→
Quarter ending March 2019	3,681	→
Quarter ending June 2019	3,702	→
Quarter ending September 2019	3,772	→
Variance since September 2018	3.5%	↑



ACTIVITY



Month	Adjusted Scheduled Activity (UDA)	
	2019	2020
April	461	24
May	1,608	1,240
June	2,613	2,310
July	3,562	3,526
August	4,518	4,660
September	5,501	5,728
October	6,702	
November	7,912	
December	9,277	
January	10,833	
February	11,249	
March	12,488	
April	13,716	
May	13,718	
June	13,719	

QUALITY

	Quantity	Base Number	Contract	AT	Region	England
% of FP17s for the same patient ID Re-attending within 3 months - Children	42	580	7.2%	9.3%	10.8%	11.5%
% of FP17s for the same patient ID Re-attending within 3 months - Adults	282	2,524	11.2%	13.7%	15.2%	15.4%
% of FP17s for the same patient ID Re-attending between 3 & 9 months - Children	412	580	71.0%	62.8%	62.2%	59.7%
% of FP17s for the same patient ID Re-attending between 3 & 9 months - Adults	1,668	2,524	66.1%	53.3%	52.9%	51.7%
% of FP17s for Band 1 Urgent Courses	77	2,560	3.0%	10.0%	9.7%	9.2%
% of FP17s Relating to Free Repair or Replacements	14	2,560	0.5%	0.6%	0.6%	0.7%
% of FP17s Relating to Continuations	28	2,560	1.1%	0.8%	0.7%	0.8%
% of Patients satisfied with the dentistry they have received	2	2	N/A	93.2%	93.6%	93.5%
% of Patients satisfied with the time they had to wait for an appointment	2	2	N/A	85.0%	86.3%	87.4%

* This is based on patients treated on this contract for their most recent course of treatment. Figures in italics indicate the base number of FP17s or Patient Questionnaire responses are less than 100. N/A is shown where the base number of responses is less than 10 during the period. % is calculated as Quantity/Base number*100

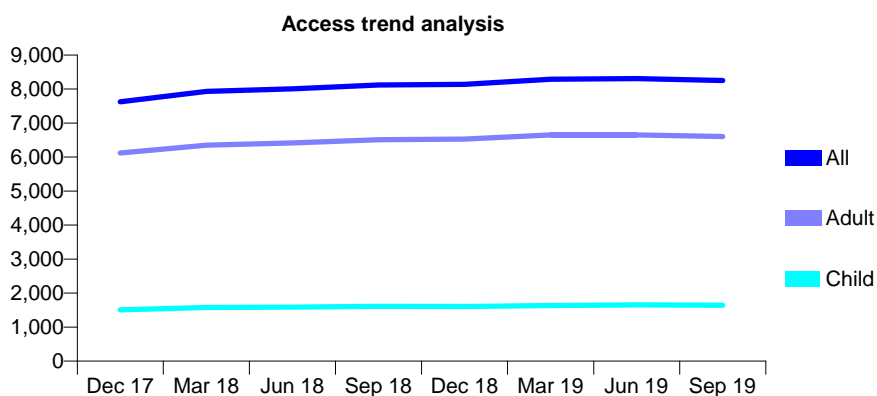
Q70 - Vital Signs At a Glance Contract Report for 149802/0001 - September 2019

Name or company name	Dental Care Centre
Contract type name	GDS Contract
Purpose of contract	General
Contract start date	01/11/2009
Contract end date	

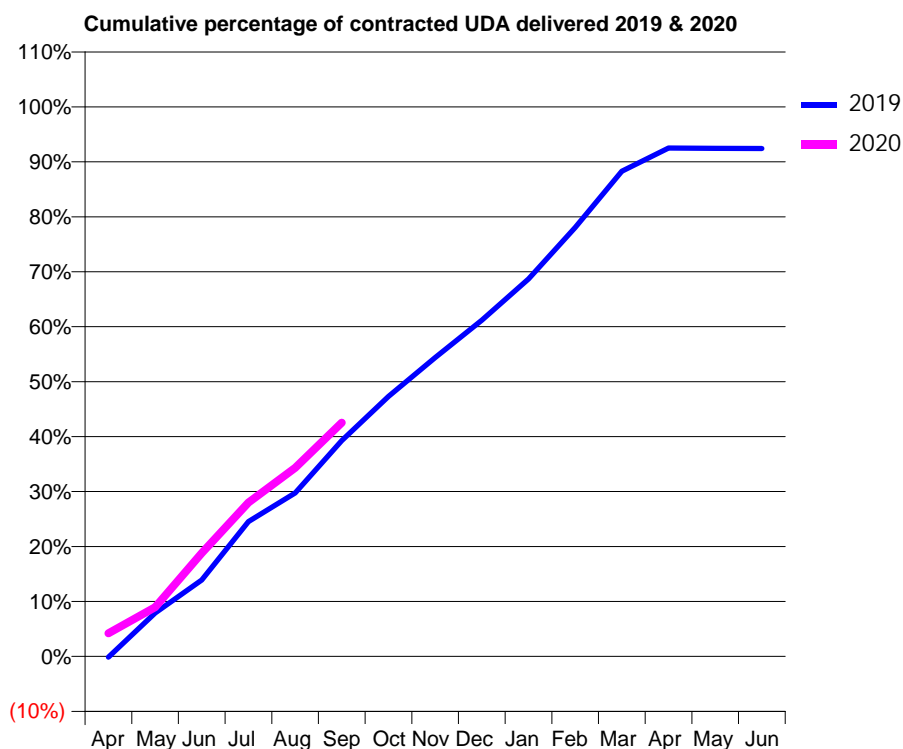
19/20 Contracted general activity (UDA)	23,000
Carry forward general activity (UDA)	0
19/20 Contracted orthodontic activity (UOA)	0
Carry forward orthodontic activity (UOA)	0
Baseline contract value	£591,105.36

ACCESS*

Patients seen in 24 months	Total	Change since previous quarter
Quarter ending September 2018	8,121	
Quarter ending December 2018	8,138	→
Quarter ending March 2019	8,287	→
Quarter ending June 2019	8,307	→
Quarter ending September 2019	8,251	→
Variance since September 2018	1.6%	→



ACTIVITY



Month	2019	2020
April	-35	969
May	1,820	2,060
June	3,200	4,324
July	5,644	6,439
August	6,846	7,895
September	9,033	9,782
October	10,881	
November	12,509	
December	14,069	
January	15,799	
February	17,954	
March	20,310	
April	21,271	
May	21,262	
June	21,256	

QUALITY

	Quantity	Base Number	Contract	AT	Region	England
% of FP17s for the same patient ID Re-attending within 3 months - Children	60	1,190	5.0%	9.3%	10.8%	11.5%
% of FP17s for the same patient ID Re-attending within 3 months - Adults	446	4,369	10.2%	13.7%	15.2%	15.4%
% of FP17s for the same patient ID Re-attending between 3 & 9 months - Children	741	1,190	62.3%	62.8%	62.2%	59.7%
% of FP17s for the same patient ID Re-attending between 3 & 9 months - Adults	2,577	4,369	59.0%	53.3%	52.9%	51.7%
% of FP17s for Band 1 Urgent Courses	368	5,166	7.1%	10.0%	9.7%	9.2%
% of FP17s Relating to Free Repair or Replacements	27	5,166	0.5%	0.6%	0.6%	0.7%
% of FP17s Relating to Continuations	4	5,166	0.1%	0.8%	0.7%	0.8%
% of Patients satisfied with the dentistry they have received	1	1	N/A	93.2%	93.6%	93.5%
% of Patients satisfied with the time they had to wait for an appointment	1	1	N/A	85.0%	86.3%	87.4%

* This is based on patients treated on this contract for their most recent course of treatment. Figures in italics indicate the base number of FP17s or Patient Questionnaire responses are less than 100. N/A is shown where the base number of responses is less than 10 during the period. % is calculated as Quantity/Base number*100

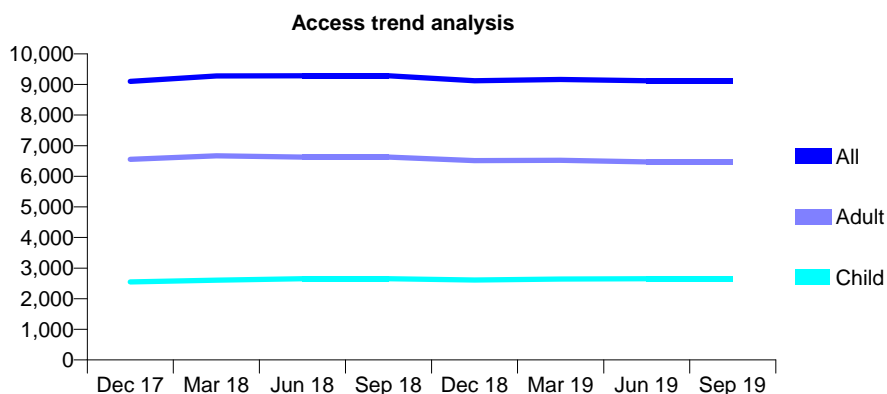
Q70 - Vital Signs At a Glance Contract Report for 149802/0003 - September 2019

Name or company name	Dental Care Centre
Contract type name	GDS Contract
Purpose of contract	General
Contract start date	15/06/2010
Contract end date	

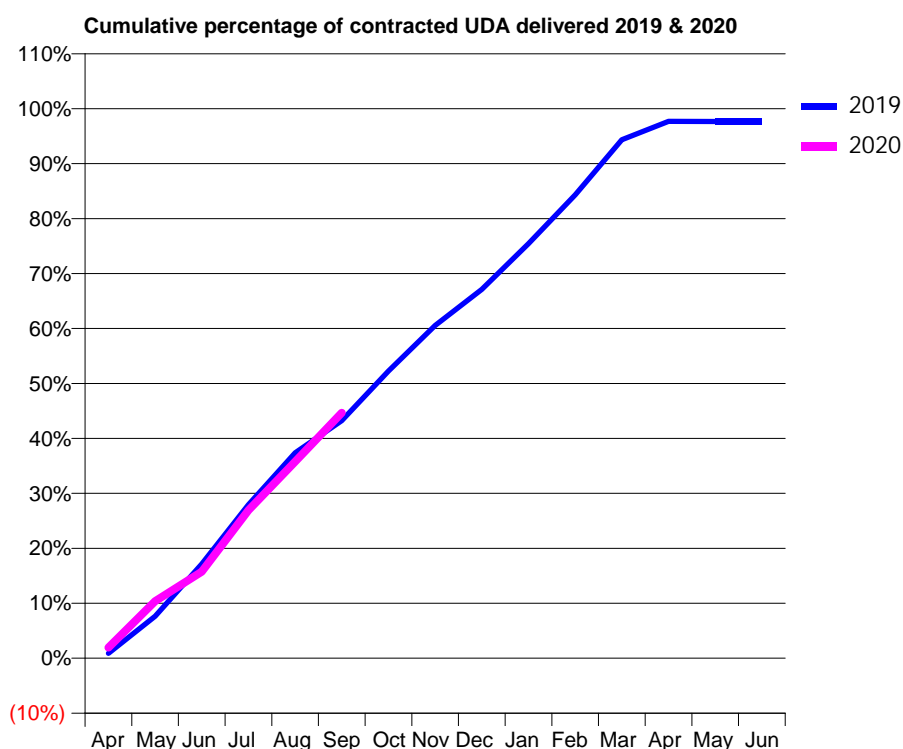
19/20 Contracted general activity (UDA)	23,000
Carry forward general activity (UDA)	353
19/20 Contracted orthodontic activity (UOA)	0
Carry forward orthodontic activity (UOA)	0
Baseline contract value	£595,694.51

ACCESS*

Patients seen in 24 months	Total	Change since previous quarter
Quarter ending September 2018	9,285	
Quarter ending December 2018	9,124	↓
Quarter ending March 2019	9,162	→
Quarter ending June 2019	9,124	→
Quarter ending September 2019	9,122	→
Variance since September 2018	(1.8%)	↓



ACTIVITY



Month	2019	2020
April	204	444
May	1,764	2,392
June	3,946	3,620
July	6,429	6,192
August	8,596	8,232
September	9,944	10,273
October	12,019	
November	13,928	
December	15,435	
January	17,350	
February	19,392	
March	21,698	
April	22,470	
May	22,465	
June	22,465	

QUALITY

	Quantity	Base Number	Contract	AT	Region	England
% of FP17s for the same patient ID Re-attending within 3 months - Children	136	2,047	6.6%	9.3%	10.8%	11.5%
% of FP17s for the same patient ID Re-attending within 3 months - Adults	569	4,558	12.5%	13.7%	15.2%	15.4%
% of FP17s for the same patient ID Re-attending between 3 & 9 months - Children	1,330	2,047	65.0%	62.8%	62.2%	59.7%
% of FP17s for the same patient ID Re-attending between 3 & 9 months - Adults	2,685	4,558	58.9%	53.3%	52.9%	51.7%
% of FP17s for Band 1 Urgent Courses	422	6,238	6.8%	10.0%	9.7%	9.2%
% of FP17s Relating to Free Repair or Replacements	48	6,238	0.8%	0.6%	0.6%	0.7%
% of FP17s Relating to Continuations	17	6,238	0.3%	0.8%	0.7%	0.8%
% of Patients satisfied with the dentistry they have received	2	2	N/A	93.2%	93.6%	93.5%
% of Patients satisfied with the time they had to wait for an appointment	2	2	N/A	85.0%	86.3%	87.4%

* This is based on patients treated on this contract for their most recent course of treatment.

Figures in italics indicate the base number of FP17s or Patient Questionnaire responses are less than 100. N/A is shown where the base number of responses is less than 10 during the period. % is calculated as Quantity/Base number*100

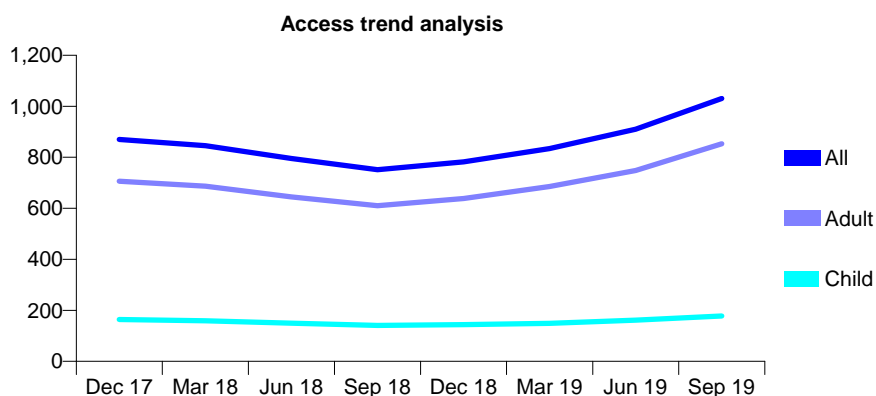
Q70 - Vital Signs At a Glance Contract Report for 151041/0001 - September 2019

Name or company name	Dr Sravan Arcot
Contract type name	GDS Contract
Purpose of contract	General
Contract start date	05/12/2014
Contract end date	

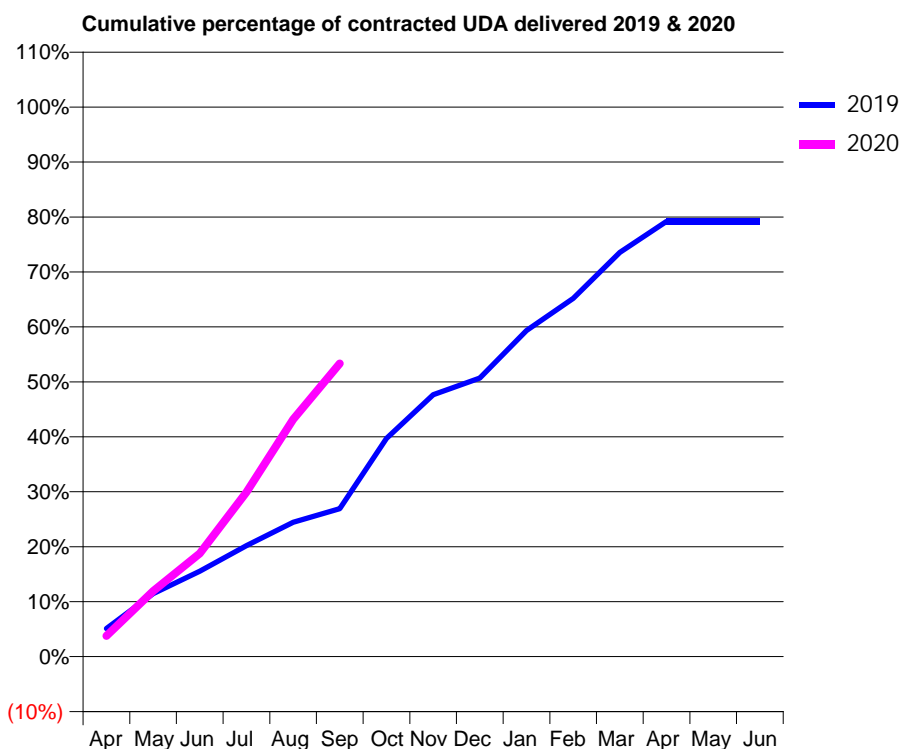
19/20 Contracted general activity (UDA)	3,587
Carry forward general activity (UDA)	0
19/20 Contracted orthodontic activity (UOA)	0
Carry forward orthodontic activity (UOA)	0
Baseline contract value	£106,196.98

ACCESS*

Patients seen in 24 months	Total	Change since previous quarter
Quarter ending September 2018	751	
Quarter ending December 2018	782	↑
Quarter ending March 2019	834	↑
Quarter ending June 2019	910	↑
Quarter ending September 2019	1,031	↑
Variance since September 2018	37.3%	↑



ACTIVITY



Month	Adjusted Scheduled Activity (UDA)	
	2019	2020
April	183	135
May	411	428
June	558	674
July	724	1,074
August	877	1,549
September	965	1,914
October	1,424	
November	1,710	
December	1,818	
January	2,129	
February	2,338	
March	2,638	
April	2,840	
May	2,840	
June	2,840	

QUALITY

	Quantity	Base Number	Contract	AT	Region	England
% of FP17s for the same patient ID Re-attending within 3 months - Children	6	128	4.7%	9.3%	10.8%	11.5%
% of FP17s for the same patient ID Re-attending within 3 months - Adults	104	682	15.2%	13.7%	15.2%	15.4%
% of FP17s for the same patient ID Re-attending between 3 & 9 months - Children	47	128	36.7%	62.8%	62.2%	59.7%
% of FP17s for the same patient ID Re-attending between 3 & 9 months - Adults	208	682	30.5%	53.3%	52.9%	51.7%
% of FP17s for Band 1 Urgent Courses	114	757	15.1%	10.0%	9.7%	9.2%
% of FP17s Relating to Free Repair or Replacements	5	757	0.7%	0.6%	0.6%	0.7%
% of FP17s Relating to Continuations	1	757	0.1%	0.8%	0.7%	0.8%
% of Patients satisfied with the dentistry they have received	0	0	N/A	93.2%	93.6%	93.5%
% of Patients satisfied with the time they had to wait for an appointment	0	0	N/A	85.0%	86.3%	87.4%

* This is based on patients treated on this contract for their most recent course of treatment. Figures in italics indicate the base number of FP17s or Patient Questionnaire responses are less than 100. N/A is shown where the base number of responses is less than 10 during the period. % is calculated as Quantity/Base number*100

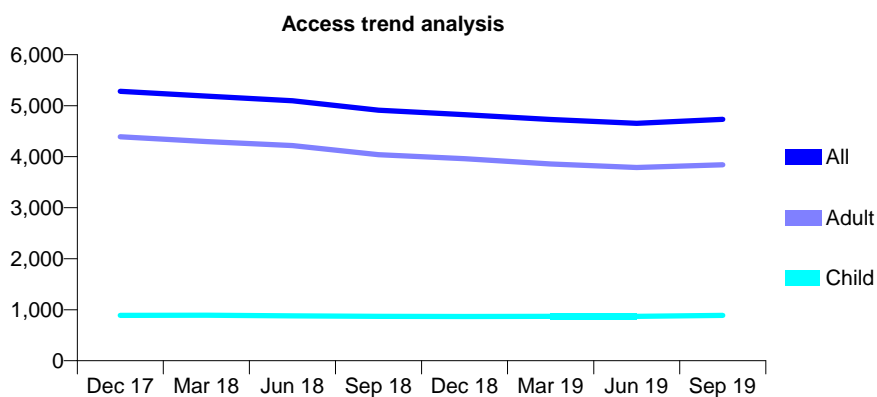
Q70 - Vital Signs At a Glance Contract Report for 155020/0001 - September 2019

Name or company name	Old Christchurch Road Partnership
Contract type name	GDS Contract
Purpose of contract	General
Contract start date	01/04/2006
Contract end date	

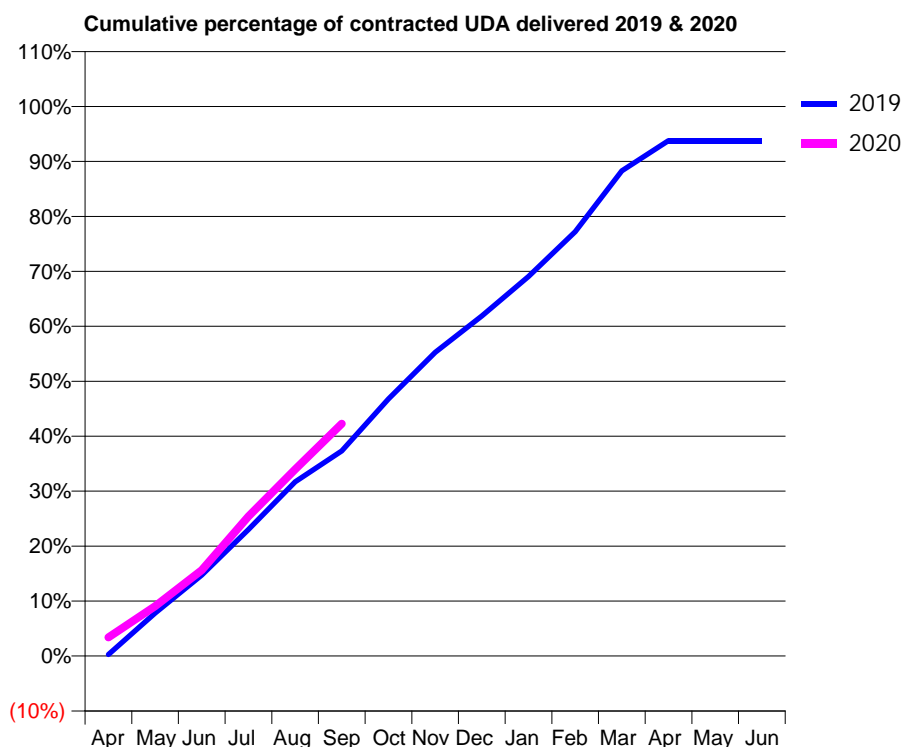
19/20 Contracted general activity (UDA)	15,383
Carry forward general activity (UDA)	0
19/20 Contracted orthodontic activity (UOA)	0
Carry forward orthodontic activity (UOA)	0
Baseline contract value	£473,323.81

ACCESS*

Patients seen in 24 months	Total	Change since previous quarter
Quarter ending September 2018	4,911	
Quarter ending December 2018	4,826	↓
Quarter ending March 2019	4,728	↓
Quarter ending June 2019	4,656	↓
Quarter ending September 2019	4,734	→
Variance since September 2018	(3.6%)	↓



ACTIVITY



Month	Adjusted Scheduled Activity (UDA)	
	2019	2020
April	44	523
May	1,204	1,399
June	2,263	2,405
July	3,543	3,910
August	4,879	5,224
September	5,738	6,503
October	7,201	
November	8,502	
December	9,518	
January	10,627	
February	11,880	
March	13,581	
April	14,426	
May	14,426	
June	14,427	

QUALITY

	Quantity	Base Number	Contract	AT	Region	England
% of FP17s for the same patient ID Re-attending within 3 months - Children	51	688	7.4%	9.3%	10.8%	11.5%
% of FP17s for the same patient ID Re-attending within 3 months - Adults	296	2,425	12.2%	13.7%	15.2%	15.4%
% of FP17s for the same patient ID Re-attending between 3 & 9 months - Children	381	688	55.4%	62.8%	62.2%	59.7%
% of FP17s for the same patient ID Re-attending between 3 & 9 months - Adults	1,184	2,425	48.8%	53.3%	52.9%	51.7%
% of FP17s for Band 1 Urgent Courses	182	2,869	6.3%	10.0%	9.7%	9.2%
% of FP17s Relating to Free Repair or Replacements	31	2,869	1.1%	0.6%	0.6%	0.7%
% of FP17s Relating to Continuations	37	2,869	1.3%	0.8%	0.7%	0.8%
% of Patients satisfied with the dentistry they have received	1	1	N/A	93.2%	93.6%	93.5%
% of Patients satisfied with the time they had to wait for an appointment	1	1	N/A	85.0%	86.3%	87.4%

* This is based on patients treated on this contract for their most recent course of treatment. Figures in italics indicate the base number of FP17s or Patient Questionnaire responses are less than 100. N/A is shown where the base number of responses is less than 10 during the period. % is calculated as Quantity/Base number*100

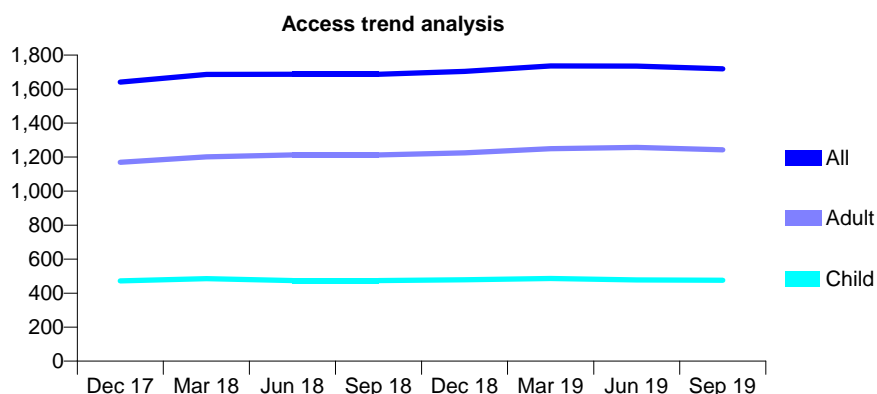
Q70 - Vital Signs At a Glance Contract Report for 156884/0001 - September 2019

Name or company name	West End Smile Center Ltd
Contract type name	GDS Contract
Purpose of contract	General
Contract start date	01/11/2015
Contract end date	

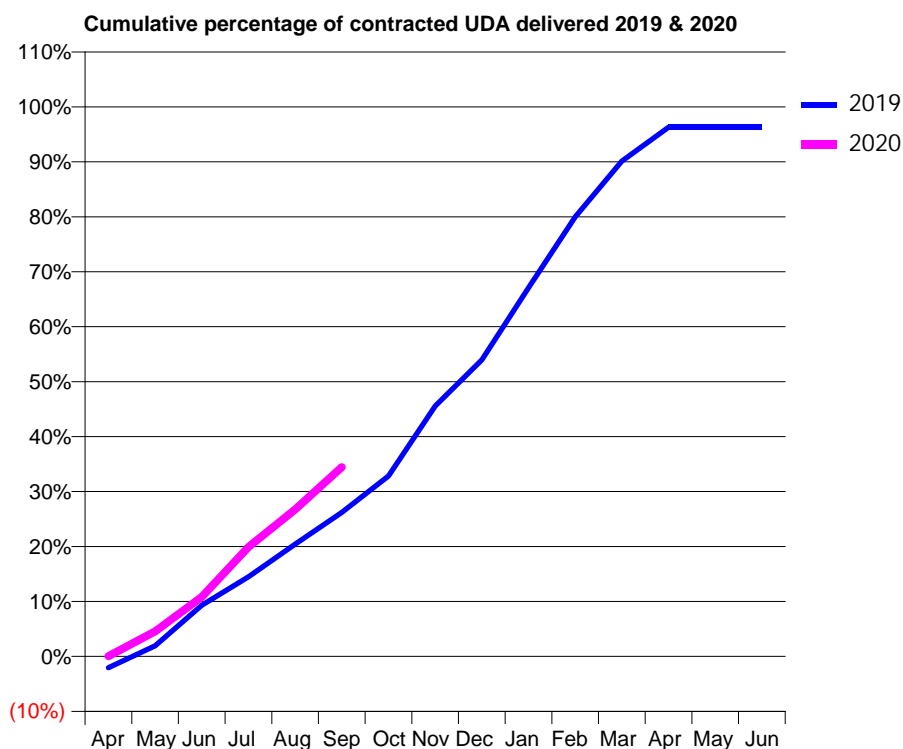
19/20 Contracted general activity (UDA)	4,828
Carry forward general activity (UDA)	178
19/20 Contracted orthodontic activity (UOA)	0
Carry forward orthodontic activity (UOA)	0
Baseline contract value	£119,591.18

ACCESS*

Patients seen in 24 months	Total	Change since previous quarter
Quarter ending September 2018	1,687	
Quarter ending December 2018	1,704	→
Quarter ending March 2019	1,736	→
Quarter ending June 2019	1,735	→
Quarter ending September 2019	1,719	→
Variance since September 2018	1.9%	→



ACTIVITY



Month	Adjusted Scheduled Activity (UDA)	
	2019	2020
April	-100	2
May	93	221
June	449	522
July	700	961
August	986	1,292
September	1,264	1,663
October	1,586	
November	2,199	
December	2,605	
January	3,239	
February	3,861	
March	4,351	
April	4,648	
May	4,649	
June	4,649	

QUALITY

	Quantity	Base Number	Contract	AT	Region	England
% of FP17s for the same patient ID Re-attending within 3 months - Children	17	319	5.3%	9.3%	10.8%	11.5%
% of FP17s for the same patient ID Re-attending within 3 months - Adults	62	672	9.2%	13.7%	15.2%	15.4%
% of FP17s for the same patient ID Re-attending between 3 & 9 months - Children	196	319	61.4%	62.8%	62.2%	59.7%
% of FP17s for the same patient ID Re-attending between 3 & 9 months - Adults	264	672	39.3%	53.3%	52.9%	51.7%
% of FP17s for Band 1 Urgent Courses	38	875	4.3%	10.0%	9.7%	9.2%
% of FP17s Relating to Free Repair or Replacements	1	875	0.1%	0.6%	0.6%	0.7%
% of FP17s Relating to Continuations	3	875	0.3%	0.8%	0.7%	0.8%
% of Patients satisfied with the dentistry they have received	1	1	N/A	93.2%	93.6%	93.5%
% of Patients satisfied with the time they had to wait for an appointment	1	1	N/A	85.0%	86.3%	87.4%

* This is based on patients treated on this contract for their most recent course of treatment. Figures in italics indicate the base number of FP17s or Patient Questionnaire responses are less than 100. N/A is shown where the base number of responses is less than 10 during the period. % is calculated as Quantity/Base number*100

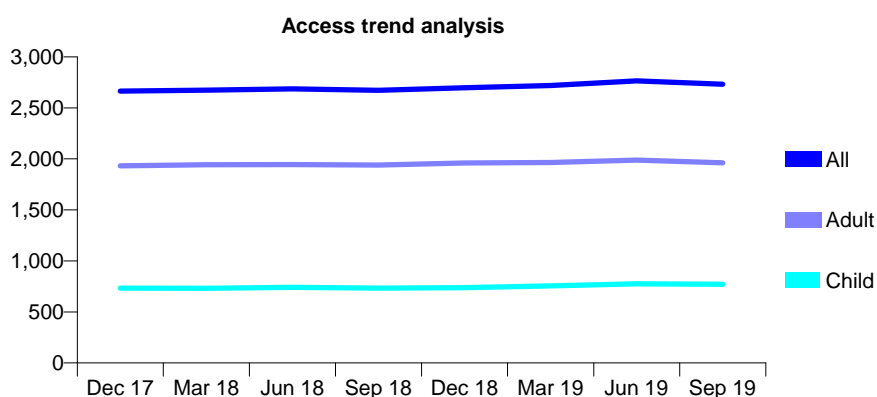
Q70 - Vital Signs At a Glance Contract Report for 158720/0001 - September 2019

Name or company name	The Link Dental Surgery Partnership
Contract type name	GDS Contract
Purpose of contract	General
Contract start date	13/04/2009
Contract end date	

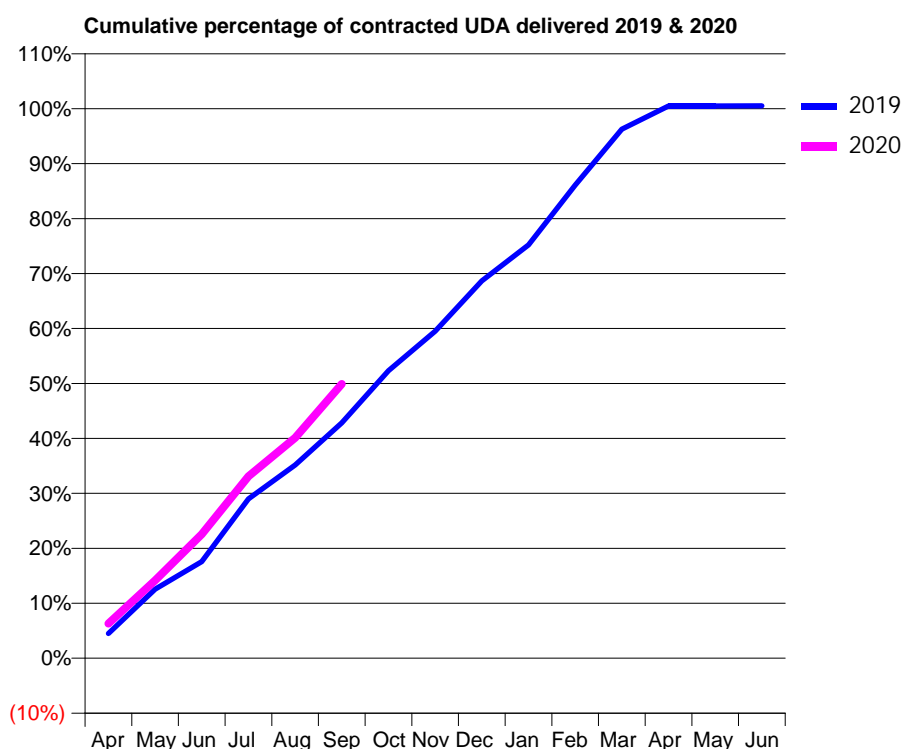
19/20 Contracted general activity (UDA)	7,168
Carry forward general activity (UDA)	0
19/20 Contracted orthodontic activity (UOA)	0
Carry forward orthodontic activity (UOA)	0
Baseline contract value	£251,595.06

ACCESS*

Patients seen in 24 months	Total	Change since previous quarter
Quarter ending September 2018	2,672	
Quarter ending December 2018	2,698	→
Quarter ending March 2019	2,719	→
Quarter ending June 2019	2,765	→
Quarter ending September 2019	2,732	↓
Variance since September 2018	2.2%	↑



ACTIVITY



Month	2019	2020
April	322	451
May	900	1,015
June	1,261	1,616
July	2,077	2,373
August	2,521	2,877
September	3,069	3,577
October	3,752	
November	4,267	
December	4,922	
January	5,391	
February	6,172	
March	6,900	
April	7,203	
May	7,203	
June	7,204	

QUALITY

	Quantity	Base Number	Contract	AT	Region	England
% of FP17s for the same patient ID Re-attending within 3 months - Children	25	647	3.9%	9.3%	10.8%	11.5%
% of FP17s for the same patient ID Re-attending within 3 months - Adults	181	1,513	12.0%	13.7%	15.2%	15.4%
% of FP17s for the same patient ID Re-attending between 3 & 9 months - Children	374	647	57.8%	62.8%	62.2%	59.7%
% of FP17s for the same patient ID Re-attending between 3 & 9 months - Adults	821	1,513	54.3%	53.3%	52.9%	51.7%
% of FP17s for Band 1 Urgent Courses	171	2,024	8.4%	10.0%	9.7%	9.2%
% of FP17s Relating to Free Repair or Replacements	1	2,024	0.0%	0.6%	0.6%	0.7%
% of FP17s Relating to Continuations	4	2,024	0.2%	0.8%	0.7%	0.8%
% of Patients satisfied with the dentistry they have received	0	0	N/A	93.2%	93.6%	93.5%
% of Patients satisfied with the time they had to wait for an appointment	0	0	N/A	85.0%	86.3%	87.4%

* This is based on patients treated on this contract for their most recent course of treatment.

Figures in italics indicate the base number of FP17s or Patient Questionnaire responses are less than 100. N/A is shown where the base number of responses is less than 10 during the period. % is calculated as Quantity/Base number*100

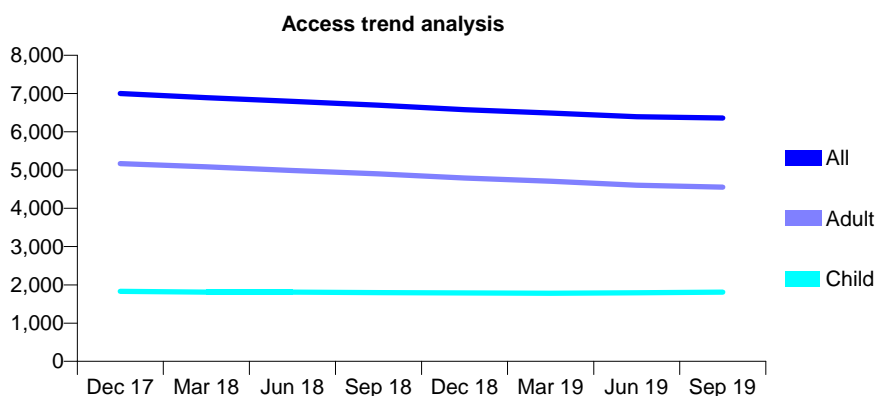
Q70 - Vital Signs At a Glance Contract Report for 159360/0001 - September 2019

Name or company name	Smile4life Ltd
Contract type name	GDS Contract
Purpose of contract	General
Contract start date	01/12/2010
Contract end date	

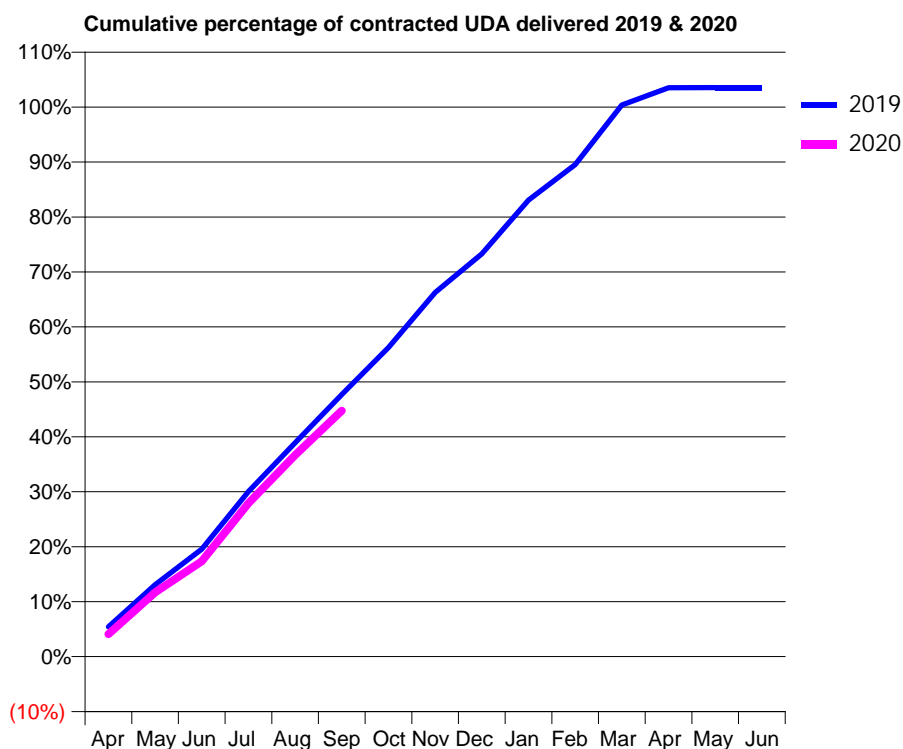
19/20 Contracted general activity (UDA)	16,230
Carry forward general activity (UDA)	0
19/20 Contracted orthodontic activity (UOA)	0
Carry forward orthodontic activity (UOA)	0
Baseline contract value	£438,005.32

ACCESS*

Patients seen in 24 months	Total	Change since previous quarter
Quarter ending September 2018	6,696	
Quarter ending December 2018	6,575	↓
Quarter ending March 2019	6,490	↓
Quarter ending June 2019	6,396	↓
Quarter ending September 2019	6,361	→
Variance since September 2018	(5.0%)	↓



ACTIVITY



Month	Adjusted Scheduled Activity (UDA)	
	2019	2020
April	881	663
May	2,124	1,901
June	3,177	2,815
July	4,873	4,533
August	6,321	5,954
September	7,742	7,264
October	9,131	
November	10,755	
December	11,894	
January	13,484	
February	14,530	
March	16,288	
April	16,801	
May	16,802	
June	16,805	

QUALITY

	Quantity	Base Number	Contract	AT	Region	England
% of FP17s for the same patient ID Re-attending within 3 months - Children	97	1,552	6.3%	9.3%	10.8%	11.5%
% of FP17s for the same patient ID Re-attending within 3 months - Adults	483	3,579	13.5%	13.7%	15.2%	15.4%
% of FP17s for the same patient ID Re-attending between 3 & 9 months - Children	1,115	1,552	71.8%	62.8%	62.2%	59.7%
% of FP17s for the same patient ID Re-attending between 3 & 9 months - Adults	2,350	3,579	65.7%	53.3%	52.9%	51.7%
% of FP17s for Band 1 Urgent Courses	445	4,778	9.3%	10.0%	9.7%	9.2%
% of FP17s Relating to Free Repair or Replacements	20	4,778	0.4%	0.6%	0.6%	0.7%
% of FP17s Relating to Continuations	13	4,778	0.3%	0.8%	0.7%	0.8%
% of Patients satisfied with the dentistry they have received	4	4	N/A	93.2%	93.6%	93.5%
% of Patients satisfied with the time they had to wait for an appointment	3	4	N/A	85.0%	86.3%	87.4%

* This is based on patients treated on this contract for their most recent course of treatment. Figures in italics indicate the base number of FP17s or Patient Questionnaire responses are less than 100. N/A is shown where the base number of responses is less than 10 during the period. % is calculated as Quantity/Base number*100

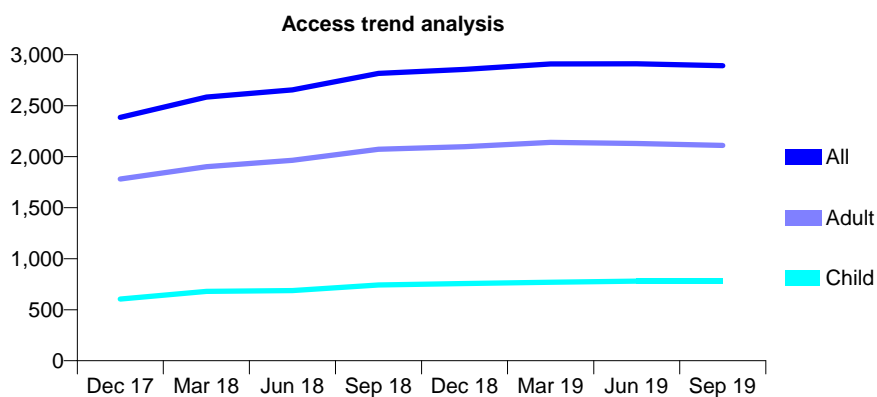
Q70 - Vital Signs At a Glance Contract Report for 160326/0002 - September 2019

Name or company name	Burridge Dental Practice Ltd
Contract type name	GDS Contract
Purpose of contract	General
Contract start date	02/01/2012
Contract end date	

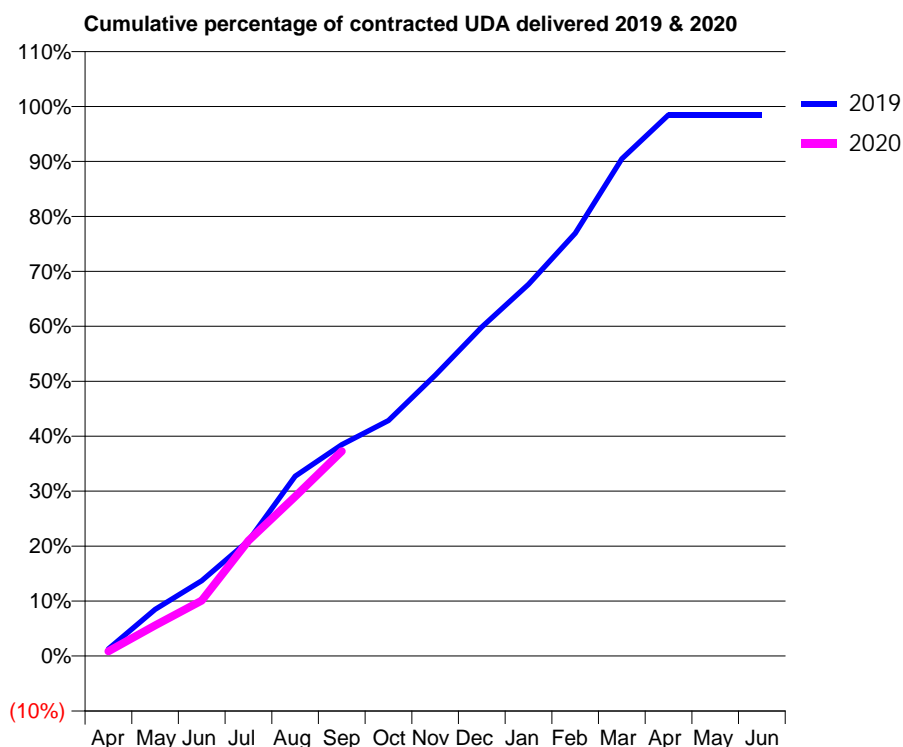
19/20 Contracted general activity (UDA)	6,100
Carry forward general activity (UDA)	93
19/20 Contracted orthodontic activity (UOA)	0
Carry forward orthodontic activity (UOA)	0
Baseline contract value	£157,470.12

ACCESS*

Patients seen in 24 months	Total	Change since previous quarter
Quarter ending September 2018	2,816	
Quarter ending December 2018	2,855	→
Quarter ending March 2019	2,909	→
Quarter ending June 2019	2,911	→
Quarter ending September 2019	2,892	→
Variance since September 2018	2.7%	↑



ACTIVITY



Month	Adjusted Scheduled Activity (UDA)	
	2019	2020
April	79	52
May	517	339
June	836	615
July	1,280	1,279
August	1,996	1,770
September	2,346	2,273
October	2,613	
November	3,116	
December	3,651	
January	4,127	
February	4,692	
March	5,519	
April	6,007	
May	6,007	
June	6,007	

QUALITY

	Quantity	Base Number	Contract	AT	Region	England
% of FP17s for the same patient ID Re-attending within 3 months - Children	53	625	8.5%	9.3%	10.8%	11.5%
% of FP17s for the same patient ID Re-attending within 3 months - Adults	176	1,495	11.8%	13.7%	15.2%	15.4%
% of FP17s for the same patient ID Re-attending between 3 & 9 months - Children	405	625	64.8%	62.8%	62.2%	59.7%
% of FP17s for the same patient ID Re-attending between 3 & 9 months - Adults	951	1,495	63.6%	53.3%	52.9%	51.7%
% of FP17s for Band 1 Urgent Courses	95	1,515	6.3%	10.0%	9.7%	9.2%
% of FP17s Relating to Free Repair or Replacements	7	1,515	0.5%	0.6%	0.6%	0.7%
% of FP17s Relating to Continuations	19	1,515	1.3%	0.8%	0.7%	0.8%
% of Patients satisfied with the dentistry they have received	1	1	N/A	93.2%	93.6%	93.5%
% of Patients satisfied with the time they had to wait for an appointment	1	1	N/A	85.0%	86.3%	87.4%

* This is based on patients treated on this contract for their most recent course of treatment. Figures in italics indicate the base number of FP17s or Patient Questionnaire responses are less than 100. N/A is shown where the base number of responses is less than 10 during the period. % is calculated as Quantity/Base number*100

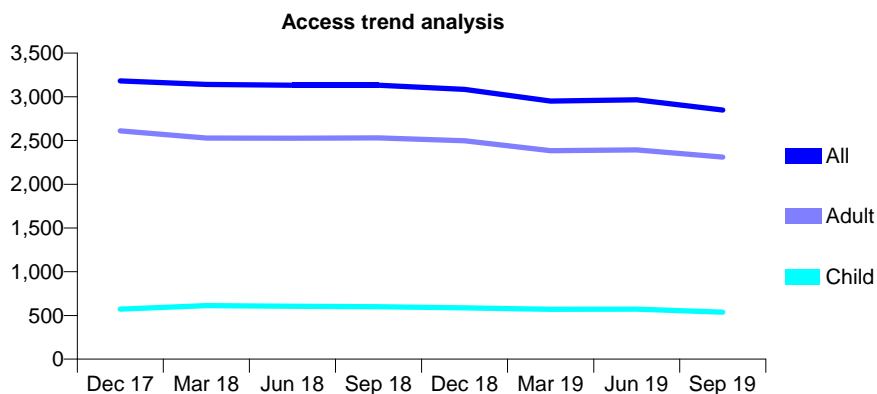
Q70 - Vital Signs At a Glance Contract Report for 161888/0001 - September 2019

Name or company name	Hamid Alavi
Contract type name	GDS Contract
Purpose of contract	General
Contract start date	01/11/2015
Contract end date	

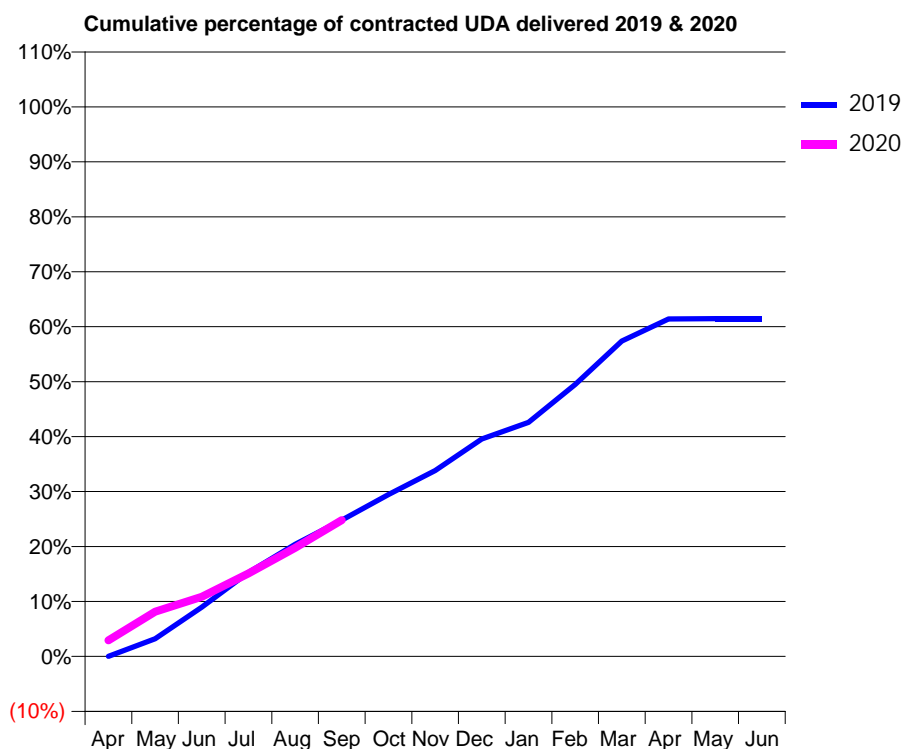
19/20 Contracted general activity (UDA)	13,137
Carry forward general activity (UDA)	0
19/20 Contracted orthodontic activity (UOA)	0
Carry forward orthodontic activity (UOA)	0
Baseline contract value	£299,286.14

ACCESS*

Patients seen in 24 months	Total	Change since previous quarter
Quarter ending September 2018	3,131	
Quarter ending December 2018	3,085	↓
Quarter ending March 2019	2,952	↓
Quarter ending June 2019	2,965	→
Quarter ending September 2019	2,848	↓
Variance since September 2018	(9.0%)	↓



ACTIVITY



Month	2019	2020
April	0	385
May	422	1,068
June	1,177	1,427
July	2,005	1,986
August	2,679	2,596
September	3,261	3,256
October	3,871	
November	4,442	
December	5,197	
January	5,597	
February	6,502	
March	7,537	
April	8,069	
May	8,073	
June	8,073	

QUALITY

	Quantity	Base Number	Contract	AT	Region	England
% of FP17s for the same patient ID Re-attending within 3 months - Children	22	264	8.3%	9.3%	10.8%	11.5%
% of FP17s for the same patient ID Re-attending within 3 months - Adults	135	1,257	10.7%	13.7%	15.2%	15.4%
% of FP17s for the same patient ID Re-attending between 3 & 9 months - Children	110	264	41.7%	62.8%	62.2%	59.7%
% of FP17s for the same patient ID Re-attending between 3 & 9 months - Adults	583	1,257	46.4%	53.3%	52.9%	51.7%
% of FP17s for Band 1 Urgent Courses	162	1,342	12.1%	10.0%	9.7%	9.2%
% of FP17s Relating to Free Repair or Replacements	12	1,342	0.9%	0.6%	0.6%	0.7%
% of FP17s Relating to Continuations	9	1,342	0.7%	0.8%	0.7%	0.8%
% of Patients satisfied with the dentistry they have received	1	1	N/A	93.2%	93.6%	93.5%
% of Patients satisfied with the time they had to wait for an appointment	1	1	N/A	85.0%	86.3%	87.4%

* This is based on patients treated on this contract for their most recent course of treatment. Figures in italics indicate the base number of FP17s or Patient Questionnaire responses are less than 100. N/A is shown where the base number of responses is less than 10 during the period. % is calculated as Quantity/Base number*100

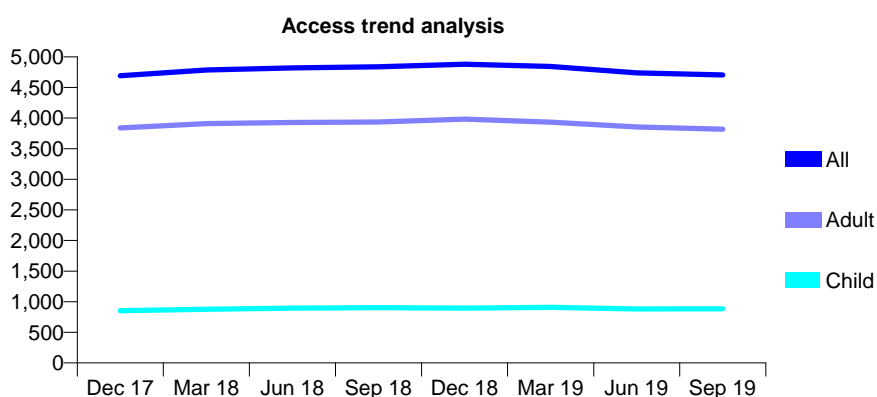
Q70 - Vital Signs At a Glance Contract Report for 163295/0001 - September 2019

Name or company name	Chequers Dental Partnership
Contract type name	GDS Contract
Purpose of contract	General
Contract start date	01/04/2009
Contract end date	

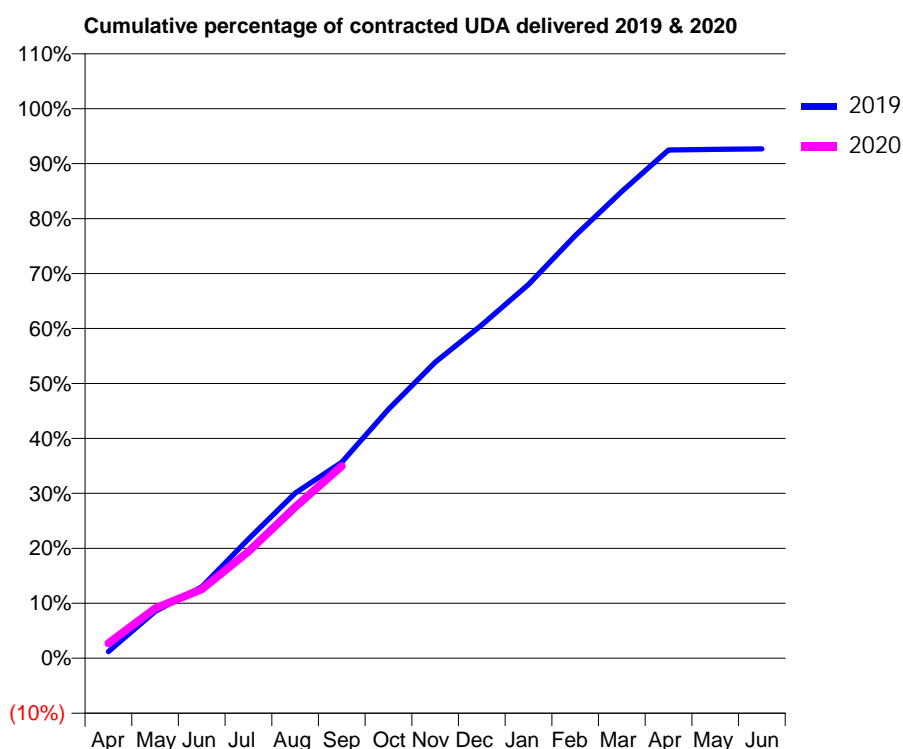
19/20 Contracted general activity (UDA)	16,000
Carry forward general activity (UDA)	0
19/20 Contracted orthodontic activity (UOA)	0
Carry forward orthodontic activity (UOA)	0
Baseline contract value	£424,072.37

ACCESS*

Patients seen in 24 months	Total	Change since previous quarter
Quarter ending September 2018	4,838	
Quarter ending December 2018	4,878	→
Quarter ending March 2019	4,843	→
Quarter ending June 2019	4,737	↓
Quarter ending September 2019	4,704	→
Variance since September 2018	(2.8%)	↓



ACTIVITY



Month	2019	2020
April	191	437
May	1,363	1,449
June	2,076	2,005
July	3,469	3,109
August	4,808	4,401
September	5,705	5,593
October	7,246	
November	8,618	
December	9,705	
January	10,882	
February	12,303	
March	13,587	
April	14,796	
May	14,815	
June	14,829	

QUALITY

	Quantity	Base Number	Contract	AT	Region	England
% of FP17s for the same patient ID Re-attending within 3 months - Children	43	726	5.9%	9.3%	10.8%	11.5%
% of FP17s for the same patient ID Re-attending within 3 months - Adults	399	2,757	14.5%	13.7%	15.2%	15.4%
% of FP17s for the same patient ID Re-attending between 3 & 9 months - Children	467	726	64.3%	62.8%	62.2%	59.7%
% of FP17s for the same patient ID Re-attending between 3 & 9 months - Adults	1,549	2,757	56.2%	53.3%	52.9%	51.7%
% of FP17s for Band 1 Urgent Courses	288	3,023	9.5%	10.0%	9.7%	9.2%
% of FP17s Relating to Free Repair or Replacements	37	3,023	1.2%	0.6%	0.6%	0.7%
% of FP17s Relating to Continuations	11	3,023	0.4%	0.8%	0.7%	0.8%
% of Patients satisfied with the dentistry they have received	0	0	N/A	93.2%	93.6%	93.5%
% of Patients satisfied with the time they had to wait for an appointment	0	0	N/A	85.0%	86.3%	87.4%

* This is based on patients treated on this contract for their most recent course of treatment.

Figures in italics indicate the base number of FP17s or Patient Questionnaire responses are less than 100. N/A is shown where the base number of responses is less than 10 during the period. % is calculated as Quantity/Base number*100

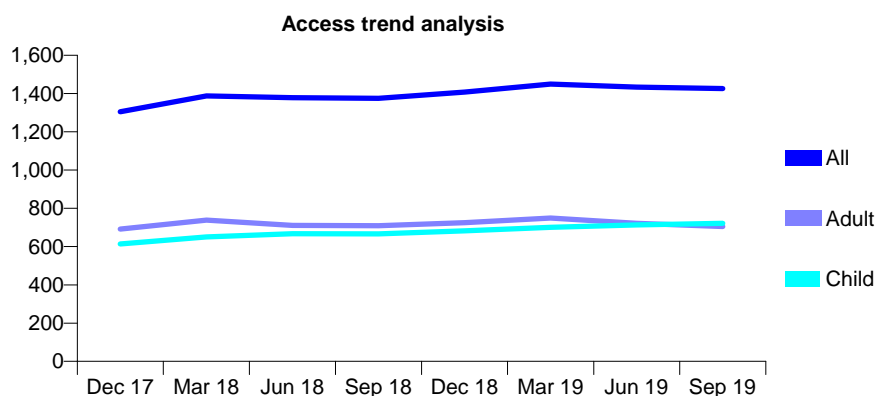
Q70 - Vital Signs At a Glance Contract Report for 163376/0001 - September 2019

Name or company name	Northbourne Dental Partners
Contract type name	GDS Contract
Purpose of contract	General
Contract start date	01/09/2014
Contract end date	

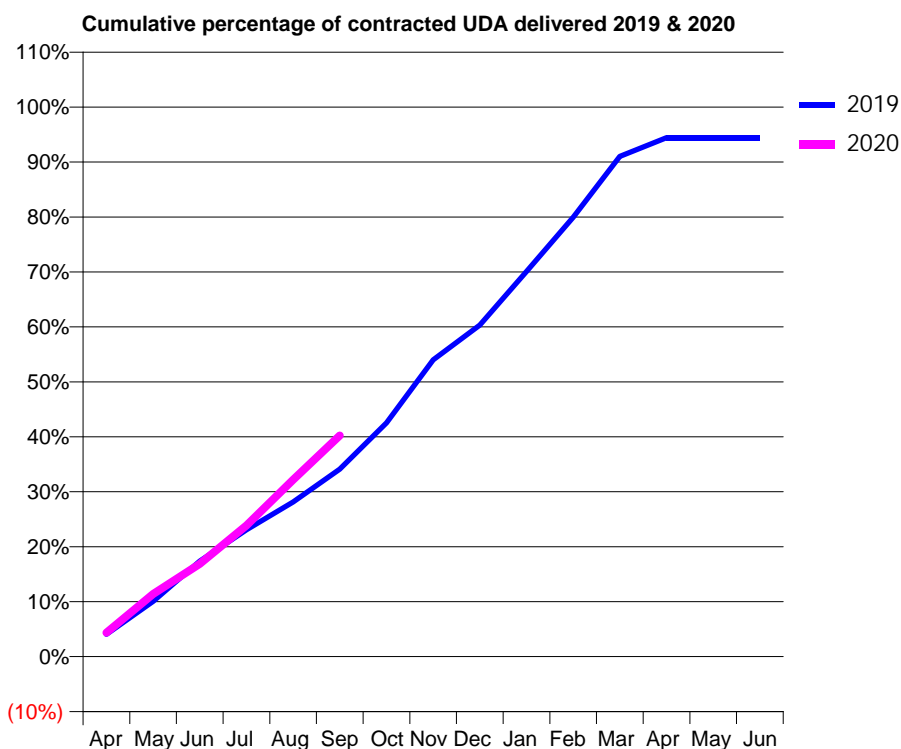
19/20 Contracted general activity (UDA)	4,002
Carry forward general activity (UDA)	93
19/20 Contracted orthodontic activity (UOA)	0
Carry forward orthodontic activity (UOA)	0
Baseline contract value	£110,080.41

ACCESS*

Patients seen in 24 months	Total	Change since previous quarter
Quarter ending September 2018	1,375	
Quarter ending December 2018	1,407	↑
Quarter ending March 2019	1,449	↑
Quarter ending June 2019	1,434	↓
Quarter ending September 2019	1,426	→
Variance since September 2018	3.7%	↑



ACTIVITY



Month	Adjusted Scheduled Activity (UDA)	
	2019	2020
April	162	174
May	403	457
June	695	676
July	924	955
August	1,126	1,288
September	1,365	1,609
October	1,702	
November	2,162	
December	2,414	
January	2,805	
February	3,200	
March	3,643	
April	3,779	
May	3,779	
June	3,779	

QUALITY

	Quantity	Base Number	Contract	AT	Region	England
% of FP17s for the same patient ID Re-attending within 3 months - Children	148	827	17.9%	9.3%	10.8%	11.5%
% of FP17s for the same patient ID Re-attending within 3 months - Adults	36	247	14.6%	13.7%	15.2%	15.4%
% of FP17s for the same patient ID Re-attending between 3 & 9 months - Children	515	827	62.3%	62.8%	62.2%	59.7%
% of FP17s for the same patient ID Re-attending between 3 & 9 months - Adults	80	247	32.4%	53.3%	52.9%	51.7%
% of FP17s for Band 1 Urgent Courses	112	1,024	10.9%	10.0%	9.7%	9.2%
% of FP17s Relating to Free Repair or Replacements	4	1,024	0.4%	0.6%	0.6%	0.7%
% of FP17s Relating to Continuations	1	1,024	0.1%	0.8%	0.7%	0.8%
% of Patients satisfied with the dentistry they have received	3	3	N/A	93.2%	93.6%	93.5%
% of Patients satisfied with the time they had to wait for an appointment	3	3	N/A	85.0%	86.3%	87.4%

* This is based on patients treated on this contract for their most recent course of treatment. Figures in italics indicate the base number of FP17s or Patient Questionnaire responses are less than 100. N/A is shown where the base number of responses is less than 10 during the period. % is calculated as Quantity/Base number*100

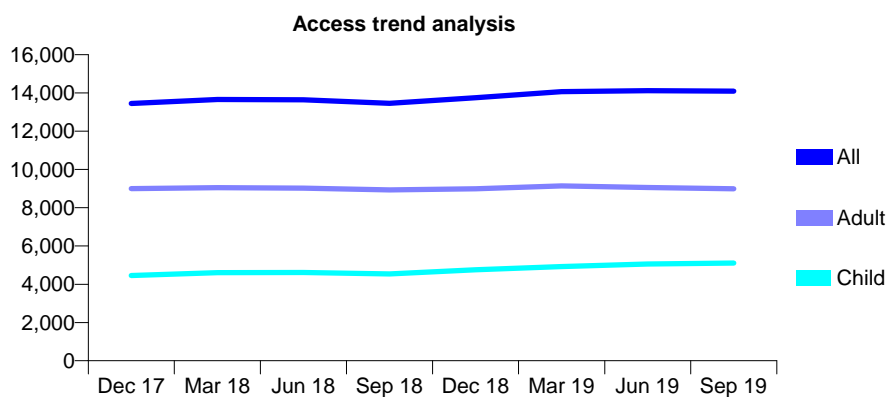
Q70 - Vital Signs At a Glance Contract Report for 163457/0029 - September 2019

Name or company name	Solent Dental Services
Contract type name	PDS Contract
Purpose of contract	General and Orthodontic
Contract start date	01/04/2013
Contract end date	31/03/2021

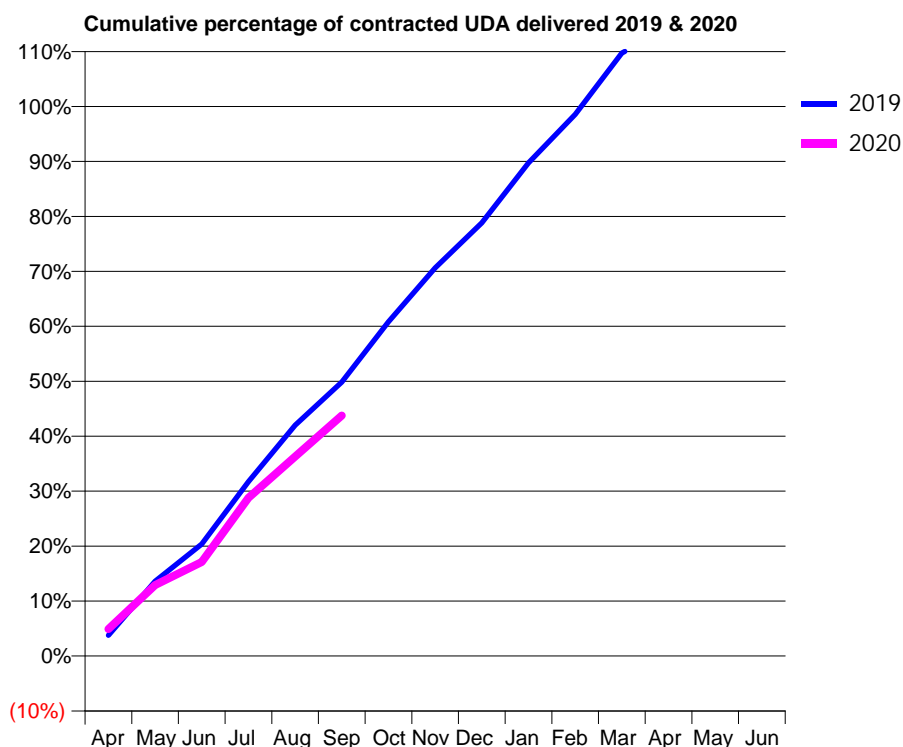
19/20 Contracted general activity (UDA)	29,478
Carry forward general activity (UDA)	0
19/20 Contracted orthodontic activity (UOA)	0
Carry forward orthodontic activity (UOA)	0
Baseline contract value	£4,958,561.17

ACCESS*

Patients seen in 24 months	Total	Change since previous quarter
Quarter ending September 2018	13,460	
Quarter ending December 2018	13,753	↑
Quarter ending March 2019	14,063	↑
Quarter ending June 2019	14,113	→
Quarter ending September 2019	14,096	→
Variance since September 2018	4.7%	↑



ACTIVITY



Month	Adjusted Scheduled Activity (UDA)	
	2019	2020
April	1,113	1,448
May	4,017	3,811
June	6,004	5,046
July	9,356	8,490
August	12,387	10,700
September	14,694	12,899
October	17,932	
November	20,818	
December	23,231	
January	26,456	
February	29,056	
March	32,343	
April	33,675	
May	34,190	
June	34,437	

QUALITY

	Quantity	Base Number	Contract	AT	Region	England
% of FP17s for the same patient ID Re-attending within 3 months - Children	387	3,945	9.8%	9.3%	10.8%	11.5%
% of FP17s for the same patient ID Re-attending within 3 months - Adults	723	5,366	13.5%	13.7%	15.2%	15.4%
% of FP17s for the same patient ID Re-attending between 3 & 9 months - Children	1,598	3,945	40.5%	62.8%	62.2%	59.7%
% of FP17s for the same patient ID Re-attending between 3 & 9 months - Adults	2,627	5,366	49.0%	53.3%	52.9%	51.7%
% of FP17s for Band 1 Urgent Courses	611	8,085	7.6%	10.0%	9.7%	9.2%
% of FP17s Relating to Free Repair or Replacements	16	8,085	0.2%	0.6%	0.6%	0.7%
% of FP17s Relating to Continuations	168	8,085	2.1%	0.8%	0.7%	0.8%
% of Patients satisfied with the dentistry they have received	1	1	N/A	93.2%	93.6%	93.5%
% of Patients satisfied with the time they had to wait for an appointment	1	1	N/A	85.0%	86.3%	87.4%

* This is based on patients treated on this contract for their most recent course of treatment. Figures in italics indicate the base number of FP17s or Patient Questionnaire responses are less than 100. N/A is shown where the base number of responses is less than 10 during the period. % is calculated as Quantity/Base number*100

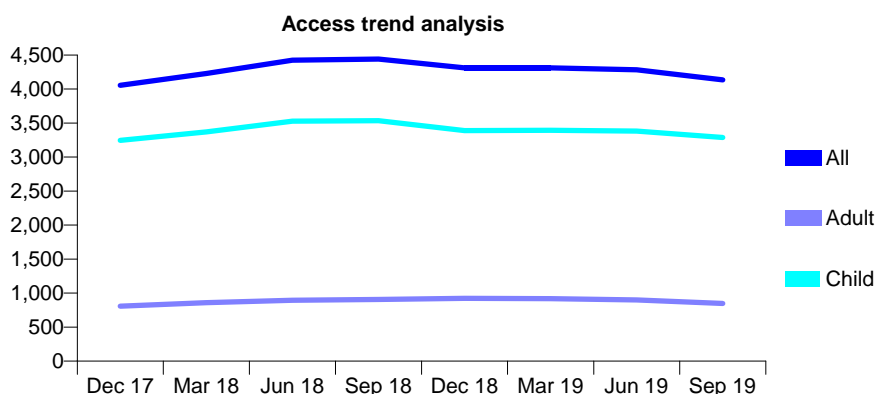
Q70 - Vital Signs At a Glance Contract Report for 163457/0030 - September 2019

Name or company name	Solent Dental Services
Contract type name	PDS Contract
Purpose of contract	General
Contract start date	01/04/2013
Contract end date	31/03/2021

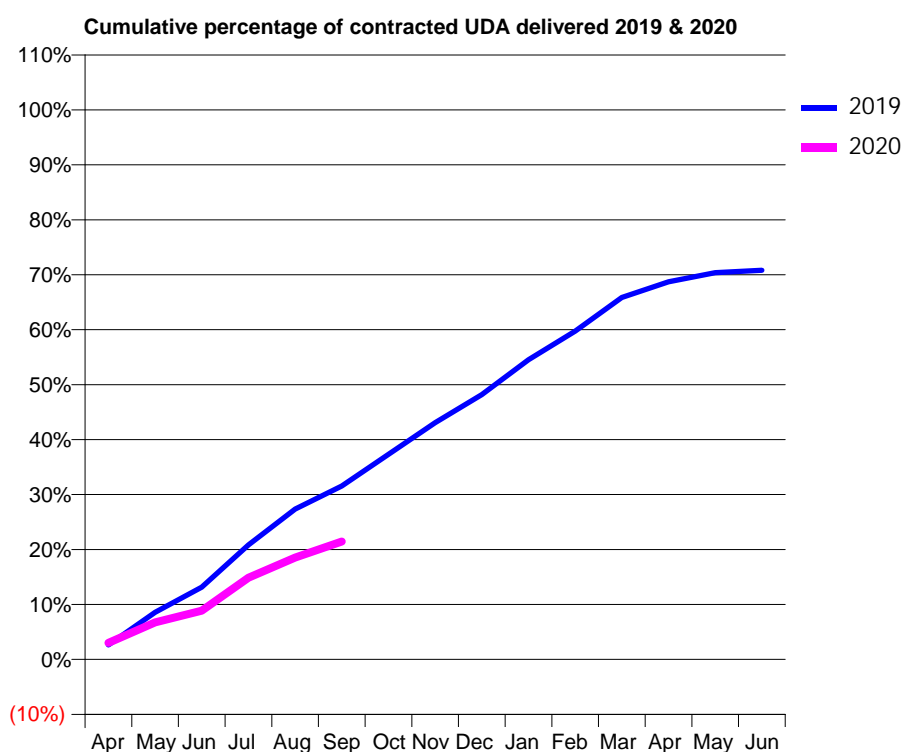
19/20 Contracted general activity (UDA)	18,978
Carry forward general activity (UDA)	0
19/20 Contracted orthodontic activity (UOA)	0
Carry forward orthodontic activity (UOA)	0
Baseline contract value	£3,128,058.56

ACCESS*

Patients seen in 24 months	Total	Change since previous quarter
Quarter ending September 2018	4,443	
Quarter ending December 2018	4,311	↓
Quarter ending March 2019	4,312	→
Quarter ending June 2019	4,283	→
Quarter ending September 2019	4,135	↓
Variance since September 2018	(6.9%)	↓



ACTIVITY



Month	2019	2020
April	498	574
May	1,630	1,283
June	2,493	1,681
July	3,955	2,822
August	5,193	3,522
September	5,988	4,071
October	7,080	
November	8,175	
December	9,144	
January	10,349	
February	11,342	
March	12,502	
April	13,042	
May	13,353	
June	13,438	

QUALITY

	Quantity	Base Number	Contract	AT	Region	England
% of FP17s for the same patient ID Re-attending within 3 months - Children	184	2,416	7.6%	9.3%	10.8%	11.5%
% of FP17s for the same patient ID Re-attending within 3 months - Adults	24	444	5.4%	13.7%	15.2%	15.4%
% of FP17s for the same patient ID Re-attending between 3 & 9 months - Children	562	2,416	23.3%	62.8%	62.2%	59.7%
% of FP17s for the same patient ID Re-attending between 3 & 9 months - Adults	82	444	18.5%	53.3%	52.9%	51.7%
% of FP17s for Band 1 Urgent Courses	131	2,308	5.7%	10.0%	9.7%	9.2%
% of FP17s Relating to Free Repair or Replacements	6	2,308	0.3%	0.6%	0.6%	0.7%
% of FP17s Relating to Continuations	32	2,308	1.4%	0.8%	0.7%	0.8%
% of Patients satisfied with the dentistry they have received	1	1	N/A	93.2%	93.6%	93.5%
% of Patients satisfied with the time they had to wait for an appointment	0	1	N/A	85.0%	86.3%	87.4%

* This is based on patients treated on this contract for their most recent course of treatment. Figures in italics indicate the base number of FP17s or Patient Questionnaire responses are less than 100. N/A is shown where the base number of responses is less than 10 during the period. % is calculated as Quantity/Base number*100

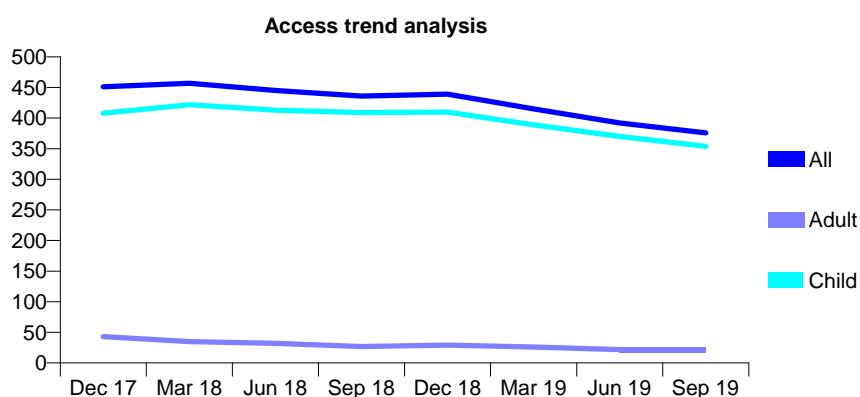
Q70 - Vital Signs At a Glance Contract Report for 163694/0001 - September 2019

Name or company name	Stoke Road Dental Partnership
Contract type name	GDS Contract
Purpose of contract	General
Contract start date	15/09/2008
Contract end date	

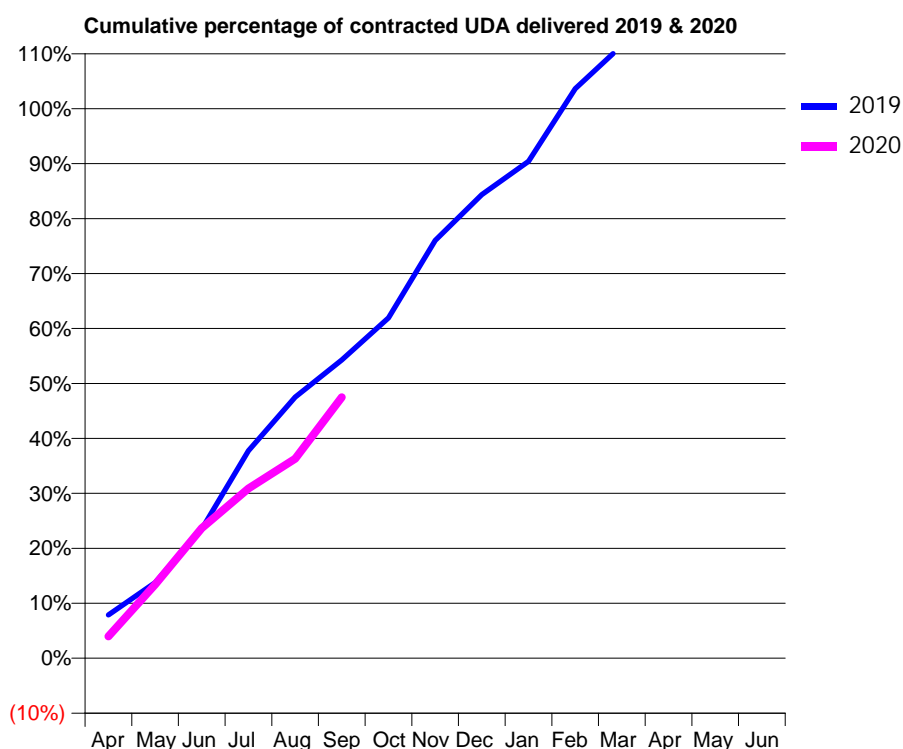
19/20 Contracted general activity (UDA)	577
Carry forward general activity (UDA)	0
19/20 Contracted orthodontic activity (UOA)	0
Carry forward orthodontic activity (UOA)	0
Baseline contract value	£15,533.08

ACCESS*

Patients seen in 24 months	Total	Change since previous quarter
Quarter ending September 2018	436	
Quarter ending December 2018	439	→
Quarter ending March 2019	415	↓
Quarter ending June 2019	392	↓
Quarter ending September 2019	376	↓
Variance since September 2018	(13.8%)	↓



ACTIVITY



Month	2019	2020
April	45	23
May	79	77
June	135	137
July	218	178
August	274	209
September	313	274
October	357	
November	439	
December	487	
January	522	
February	598	
March	643	
April	655	
May	655	
June	655	

QUALITY

	Quantity	Base Number	Contract	AT	Region	England
% of FP17s for the same patient ID Re-attending within 3 months - Children	16	222	7.2%	9.3%	10.8%	11.5%
% of FP17s for the same patient ID Re-attending within 3 months - Adults	0	0	N/A	13.7%	15.2%	15.4%
% of FP17s for the same patient ID Re-attending between 3 & 9 months - Children	149	222	67.1%	62.8%	62.2%	59.7%
% of FP17s for the same patient ID Re-attending between 3 & 9 months - Adults	0	0	N/A	53.3%	52.9%	51.7%
% of FP17s for Band 1 Urgent Courses	10	211	4.7%	10.0%	9.7%	9.2%
% of FP17s Relating to Free Repair or Replacements	0	211	0.0%	0.6%	0.6%	0.7%
% of FP17s Relating to Continuations	0	211	0.0%	0.8%	0.7%	0.8%
% of Patients satisfied with the dentistry they have received	0	0	N/A	93.2%	93.6%	93.5%
% of Patients satisfied with the time they had to wait for an appointment	0	0	N/A	85.0%	86.3%	87.4%

* This is based on patients treated on this contract for their most recent course of treatment.

Figures in italics indicate the base number of FP17s or Patient Questionnaire responses are less than 100. N/A is shown where the base number of responses is less than 10 during the period. % is calculated as Quantity/Base number*100

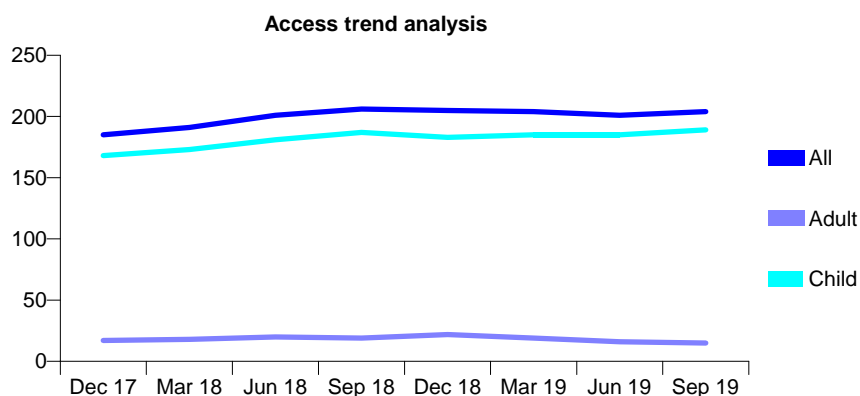
Q70 - Vital Signs At a Glance Contract Report for 164488/0001 - September 2019

Name or company name	J Gollings & S Gollings
Contract type name	GDS Contract
Purpose of contract	General
Contract start date	01/04/2012
Contract end date	

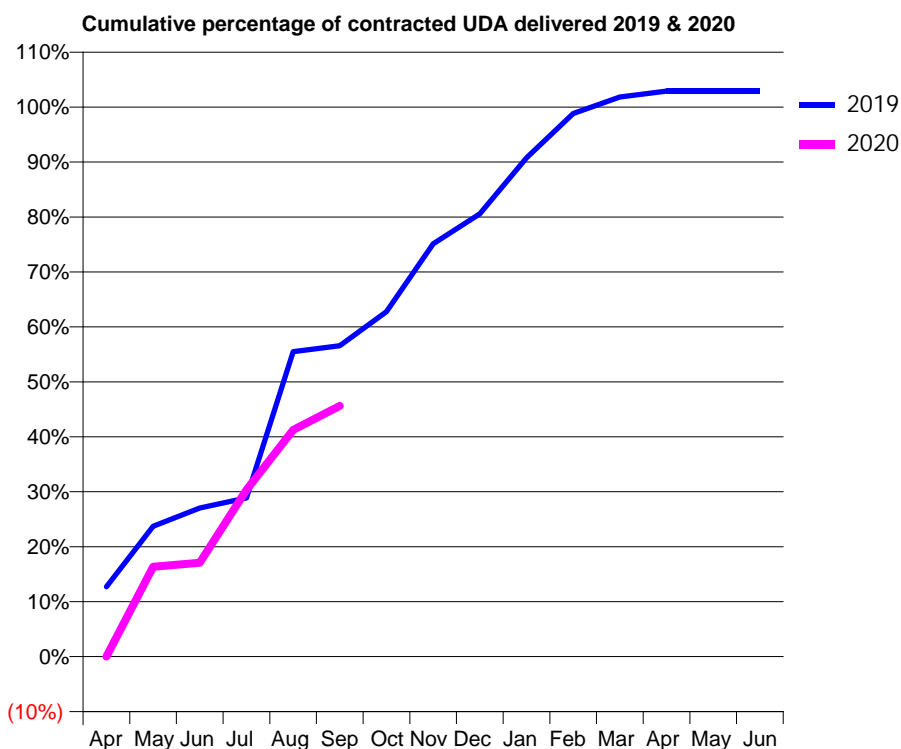
19/20 Contracted general activity (UDA)	275
Carry forward general activity (UDA)	0
19/20 Contracted orthodontic activity (UOA)	0
Carry forward orthodontic activity (UOA)	0
Baseline contract value	£7,647.59

ACCESS*

Patients seen in 24 months	Total	Change since previous quarter
Quarter ending September 2018	206	
Quarter ending December 2018	205	→
Quarter ending March 2019	204	→
Quarter ending June 2019	201	↓
Quarter ending September 2019	204	→
Variance since September 2018	(1.0%)	→



ACTIVITY



Month	Adjusted Scheduled Activity (UDA)	
	2019	2020
April	35	0
May	65	45
June	74	47
July	79	83
August	153	113
September	156	125
October	173	
November	207	
December	222	
January	250	
February	272	
March	280	
April	283	
May	283	
June	283	

QUALITY

	Quantity	Base Number	Contract	AT	Region	England
% of FP17s for the same patient ID Re-attending within 3 months - Children	2	98	2.0%	9.3%	10.8%	11.5%
% of FP17s for the same patient ID Re-attending within 3 months - Adults	0	4	0.0%	13.7%	15.2%	15.4%
% of FP17s for the same patient ID Re-attending between 3 & 9 months - Children	36	98	36.7%	62.8%	62.2%	59.7%
% of FP17s for the same patient ID Re-attending between 3 & 9 months - Adults	2	4	50.0%	53.3%	52.9%	51.7%
% of FP17s for Band 1 Urgent Courses	2	99	2.0%	10.0%	9.7%	9.2%
% of FP17s Relating to Free Repair or Replacements	0	99	0.0%	0.6%	0.6%	0.7%
% of FP17s Relating to Continuations	0	99	0.0%	0.8%	0.7%	0.8%
% of Patients satisfied with the dentistry they have received	0	0	N/A	93.2%	93.6%	93.5%
% of Patients satisfied with the time they had to wait for an appointment	0	0	N/A	85.0%	86.3%	87.4%

* This is based on patients treated on this contract for their most recent course of treatment. Figures in italics indicate the base number of FP17s or Patient Questionnaire responses are less than 100. N/A is shown where the base number of responses is less than 10 during the period. % is calculated as Quantity/Base number*100

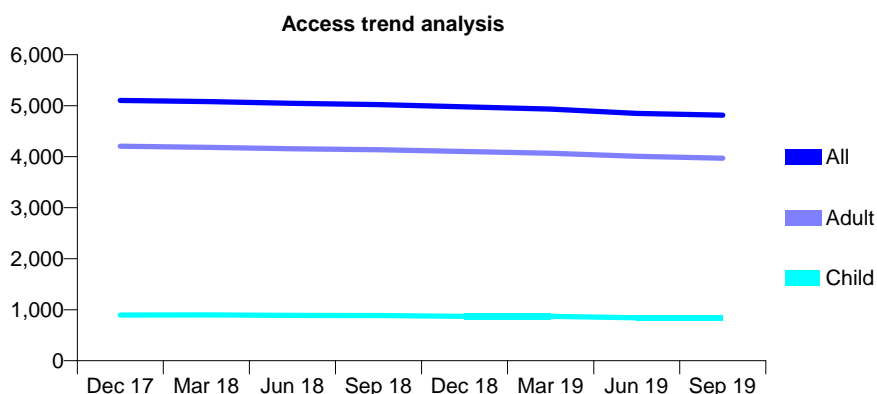
Q70 - Vital Signs At a Glance Contract Report for 164534/0001 - September 2019

Name or company name	The Triangle Surgery
Contract type name	GDS Contract
Purpose of contract	General
Contract start date	01/04/2011
Contract end date	

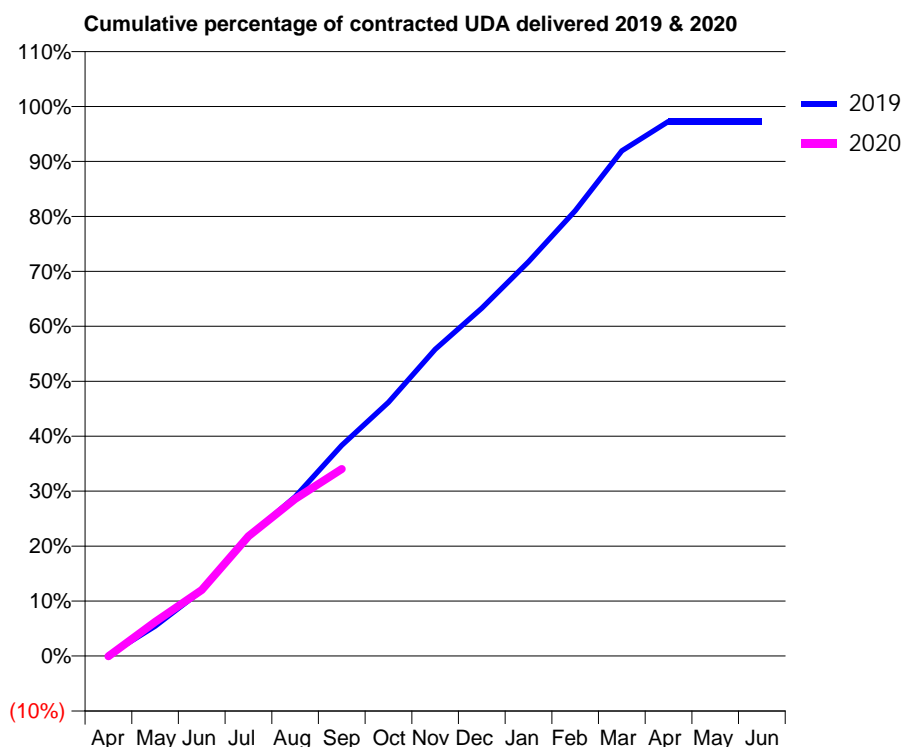
19/20 Contracted general activity (UDA)	17,591
Carry forward general activity (UDA)	481
19/20 Contracted orthodontic activity (UOA)	0
Carry forward orthodontic activity (UOA)	0
Baseline contract value	£565,290.49

ACCESS*

Patients seen in 24 months	Total	Change since previous quarter
Quarter ending September 2018	5,022	
Quarter ending December 2018	4,976	→
Quarter ending March 2019	4,934	→
Quarter ending June 2019	4,849	↓
Quarter ending September 2019	4,815	→
Variance since September 2018	(4.1%)	↓



ACTIVITY



Month	Adjusted Scheduled Activity (UDA)	
	2019	2020
April	25	-11
May	960	1,093
June	2,096	2,116
July	3,828	3,835
August	5,098	5,027
September	6,743	5,985
October	8,121	
November	9,817	
December	11,133	
January	12,619	
February	14,255	
March	16,167	
April	17,110	
May	17,110	
June	17,110	

QUALITY

	Quantity	Base Number	Contract	AT	Region	England
% of FP17s for the same patient ID Re-attending within 3 months - Children	26	655	4.0%	9.3%	10.8%	11.5%
% of FP17s for the same patient ID Re-attending within 3 months - Adults	277	2,655	10.4%	13.7%	15.2%	15.4%
% of FP17s for the same patient ID Re-attending between 3 & 9 months - Children	429	655	65.5%	62.8%	62.2%	59.7%
% of FP17s for the same patient ID Re-attending between 3 & 9 months - Adults	1,764	2,655	66.4%	53.3%	52.9%	51.7%
% of FP17s for Band 1 Urgent Courses	207	3,032	6.8%	10.0%	9.7%	9.2%
% of FP17s Relating to Free Repair or Replacements	28	3,032	0.9%	0.6%	0.6%	0.7%
% of FP17s Relating to Continuations	30	3,032	1.0%	0.8%	0.7%	0.8%
% of Patients satisfied with the dentistry they have received	4	4	N/A	93.2%	93.6%	93.5%
% of Patients satisfied with the time they had to wait for an appointment	3	4	N/A	85.0%	86.3%	87.4%

* This is based on patients treated on this contract for their most recent course of treatment. Figures in italics indicate the base number of FP17s or Patient Questionnaire responses are less than 100. N/A is shown where the base number of responses is less than 10 during the period. % is calculated as Quantity/Base number*100

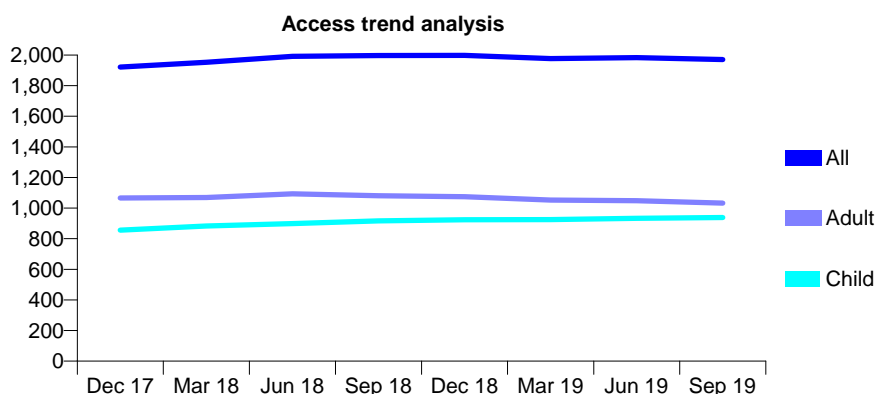
Q70 - Vital Signs At a Glance Contract Report for 166340/0001 - September 2019

Name or company name	Mr & Mrs Gabriel
Contract type name	GDS Contract
Purpose of contract	General
Contract start date	01/04/2008
Contract end date	

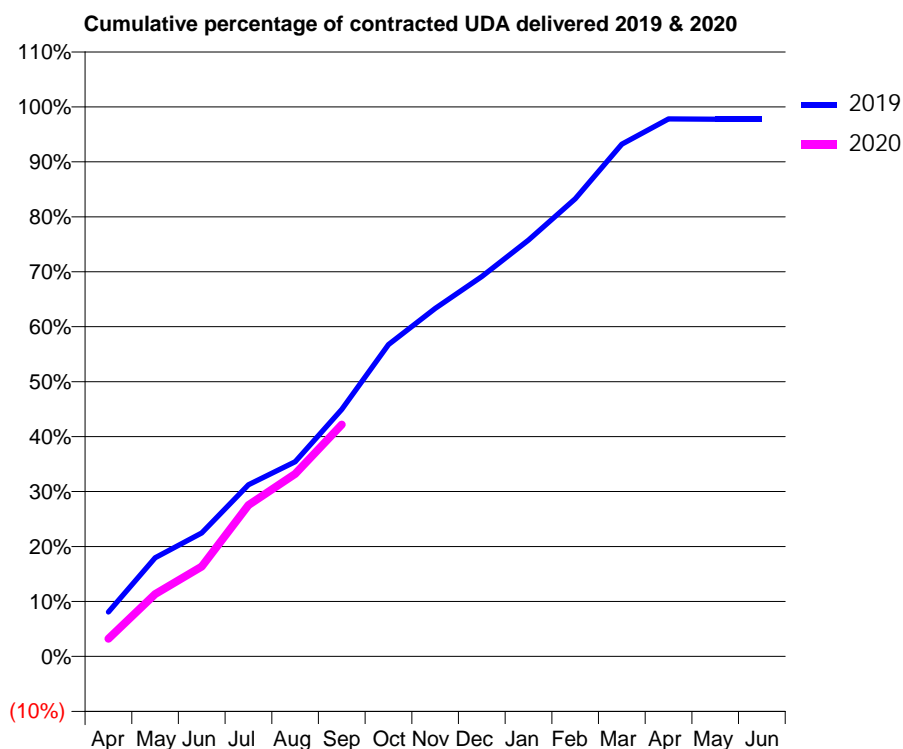
19/20 Contracted general activity (UDA)	3,292
Carry forward general activity (UDA)	74
19/20 Contracted orthodontic activity (UOA)	0
Carry forward orthodontic activity (UOA)	0
Baseline contract value	£86,285.86

ACCESS*

Patients seen in 24 months	Total	Change since previous quarter
Quarter ending September 2018	1,997	
Quarter ending December 2018	1,998	→
Quarter ending March 2019	1,977	↓
Quarter ending June 2019	1,983	→
Quarter ending September 2019	1,971	→
Variance since September 2018	(1.3%)	↓



ACTIVITY



Month	2019	2020
April	266	106
May	592	374
June	740	539
July	1,028	906
August	1,166	1,094
September	1,480	1,389
October	1,868	
November	2,084	
December	2,275	
January	2,494	
February	2,741	
March	3,068	
April	3,220	
May	3,218	
June	3,218	

QUALITY

	Quantity	Base Number	Contract	AT	Region	England
% of FP17s for the same patient ID Re-attending within 3 months - Children	38	744	5.1%	9.3%	10.8%	11.5%
% of FP17s for the same patient ID Re-attending within 3 months - Adults	94	729	12.9%	13.7%	15.2%	15.4%
% of FP17s for the same patient ID Re-attending between 3 & 9 months - Children	528	744	71.0%	62.8%	62.2%	59.7%
% of FP17s for the same patient ID Re-attending between 3 & 9 months - Adults	510	729	70.0%	53.3%	52.9%	51.7%
% of FP17s for Band 1 Urgent Courses	38	889	4.3%	10.0%	9.7%	9.2%
% of FP17s Relating to Free Repair or Replacements	0	889	0.0%	0.6%	0.6%	0.7%
% of FP17s Relating to Continuations	4	889	0.4%	0.8%	0.7%	0.8%
% of Patients satisfied with the dentistry they have received	0	0	N/A	93.2%	93.6%	93.5%
% of Patients satisfied with the time they had to wait for an appointment	0	0	N/A	85.0%	86.3%	87.4%

* This is based on patients treated on this contract for their most recent course of treatment.

Figures in italics indicate the base number of FP17s or Patient Questionnaire responses are less than 100. N/A is shown where the base number of responses is less than 10 during the period. % is calculated as Quantity/Base number*100

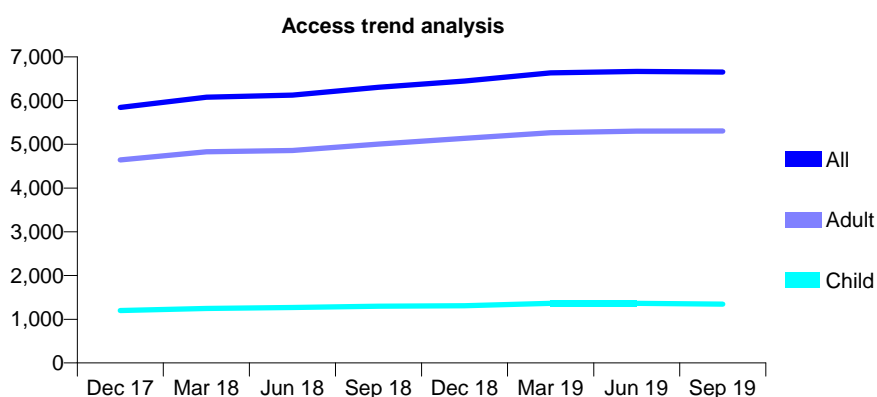
Q70 - Vital Signs At a Glance Contract Report for 167029/0001 - September 2019

Name or company name	The Dental Practice
Contract type name	GDS Contract
Purpose of contract	General
Contract start date	01/04/2015
Contract end date	

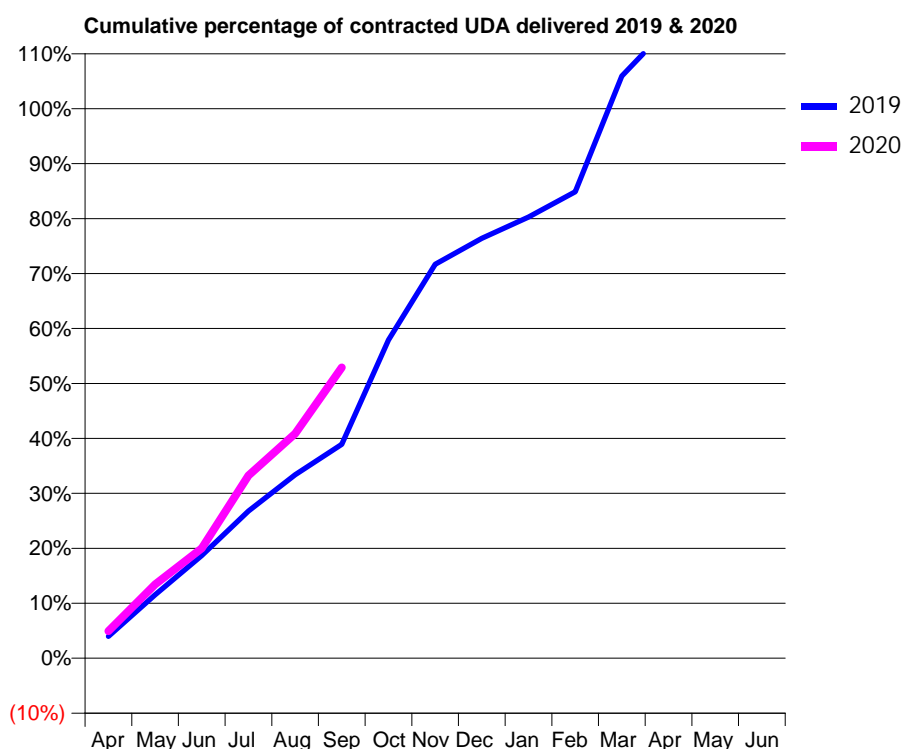
19/20 Contracted general activity (UDA)	16,368
Carry forward general activity (UDA)	0
19/20 Contracted orthodontic activity (UOA)	0
Carry forward orthodontic activity (UOA)	0
Baseline contract value	£472,622.13

ACCESS*

Patients seen in 24 months	Total	Change since previous quarter
Quarter ending September 2018	6,307	
Quarter ending December 2018	6,445	↑
Quarter ending March 2019	6,633	↑
Quarter ending June 2019	6,665	→
Quarter ending September 2019	6,652	→
Variance since September 2018	5.5%	↑



ACTIVITY



Month	2019	2020
April	653	807
May	1,891	2,200
June	3,058	3,272
July	4,384	5,445
August	5,463	6,691
September	6,375	8,657
October	9,481	
November	11,730	
December	12,507	
January	13,143	
February	13,890	
March	17,339	
April	18,795	
May	18,797	
June	18,798	

QUALITY

	Quantity	Base Number	Contract	AT	Region	England
% of FP17s for the same patient ID Re-attending within 3 months - Children	102	1,136	9.0%	9.3%	10.8%	11.5%
% of FP17s for the same patient ID Re-attending within 3 months - Adults	704	3,827	18.4%	13.7%	15.2%	15.4%
% of FP17s for the same patient ID Re-attending between 3 & 9 months - Children	745	1,136	65.6%	62.8%	62.2%	59.7%
% of FP17s for the same patient ID Re-attending between 3 & 9 months - Adults	1,927	3,827	50.4%	53.3%	52.9%	51.7%
% of FP17s for Band 1 Urgent Courses	493	4,575	10.8%	10.0%	9.7%	9.2%
% of FP17s Relating to Free Repair or Replacements	62	4,575	1.4%	0.6%	0.6%	0.7%
% of FP17s Relating to Continuations	137	4,575	3.0%	0.8%	0.7%	0.8%
% of Patients satisfied with the dentistry they have received	5	5	N/A	93.2%	93.6%	93.5%
% of Patients satisfied with the time they had to wait for an appointment	5	5	N/A	85.0%	86.3%	87.4%

* This is based on patients treated on this contract for their most recent course of treatment. Figures in italics indicate the base number of FP17s or Patient Questionnaire responses are less than 100. N/A is shown where the base number of responses is less than 10 during the period. % is calculated as Quantity/Base number*100

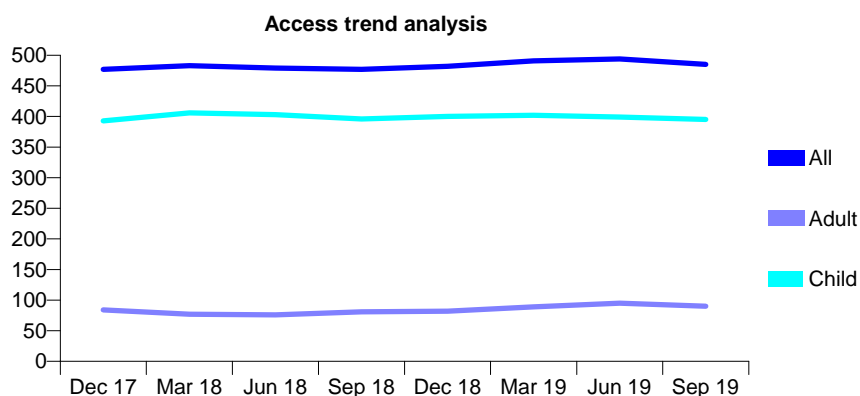
Q70 - Vital Signs At a Glance Contract Report for 167878/0001 - September 2019

Name or company name	The Lodge Dental Partnership
Contract type name	GDS Contract
Purpose of contract	General
Contract start date	01/03/2011
Contract end date	

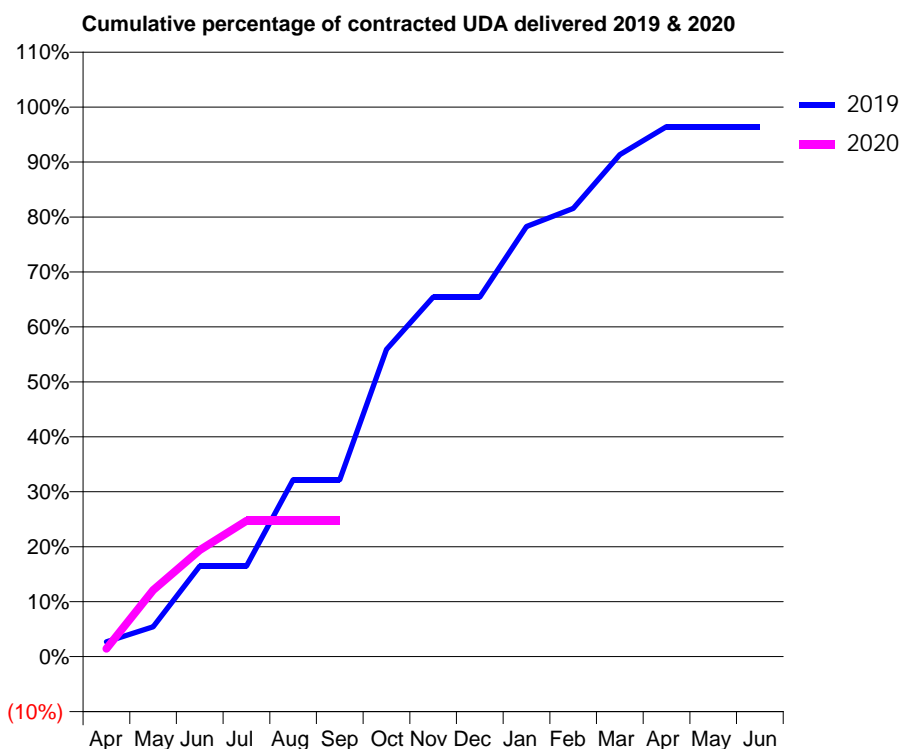
19/20 Contracted general activity (UDA)	825
Carry forward general activity (UDA)	29
19/20 Contracted orthodontic activity (UOA)	0
Carry forward orthodontic activity (UOA)	0
Baseline contract value	£20,518.32

ACCESS*

Patients seen in 24 months	Total	Change since previous quarter
Quarter ending September 2018	477	
Quarter ending December 2018	482	→
Quarter ending March 2019	491	→
Quarter ending June 2019	494	→
Quarter ending September 2019	485	↓
Variance since September 2018	1.7%	→



ACTIVITY



Month	Adjusted Scheduled Activity (UDA)	
	2019	2020
April	22	12
May	45	100
June	136	160
July	136	204
August	266	204
September	266	204
October	461	
November	540	
December	540	
January	646	
February	673	
March	753	
April	796	
May	796	
June	796	

QUALITY

	Quantity	Base Number	Contract	AT	Region	England
% of FP17s for the same patient ID Re-attending within 3 months - Children	12	197	6.1%	9.3%	10.8%	11.5%
% of FP17s for the same patient ID Re-attending within 3 months - Adults	2	24	8.3%	13.7%	15.2%	15.4%
% of FP17s for the same patient ID Re-attending between 3 & 9 months - Children	137	197	69.5%	62.8%	62.2%	59.7%
% of FP17s for the same patient ID Re-attending between 3 & 9 months - Adults	13	24	54.2%	53.3%	52.9%	51.7%
% of FP17s for Band 1 Urgent Courses	5	185	2.7%	10.0%	9.7%	9.2%
% of FP17s Relating to Free Repair or Replacements	0	185	0.0%	0.6%	0.6%	0.7%
% of FP17s Relating to Continuations	3	185	1.6%	0.8%	0.7%	0.8%
% of Patients satisfied with the dentistry they have received	0	0	N/A	93.2%	93.6%	93.5%
% of Patients satisfied with the time they had to wait for an appointment	0	0	N/A	85.0%	86.3%	87.4%

* This is based on patients treated on this contract for their most recent course of treatment. Figures in italics indicate the base number of FP17s or Patient Questionnaire responses are less than 100. N/A is shown where the base number of responses is less than 10 during the period. % is calculated as Quantity/Base number*100

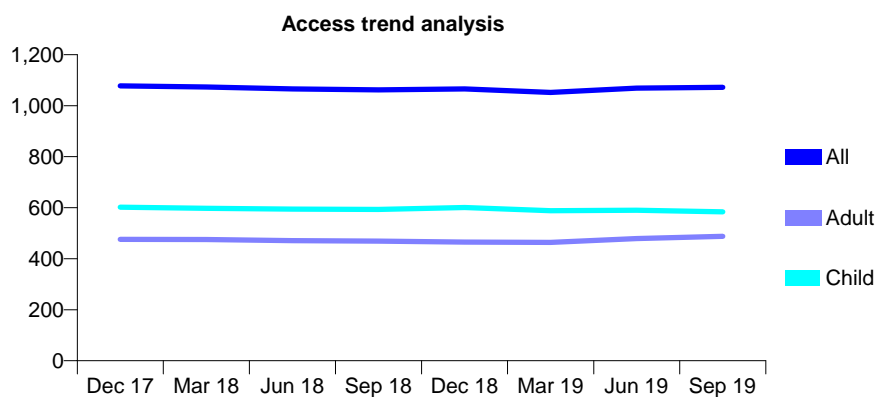
Q70 - Vital Signs At a Glance Contract Report for 168165/0001 - September 2019

Name or company name	Stalbridge Dental Practice Ltd
Contract type name	GDS Contract
Purpose of contract	General
Contract start date	01/04/2008
Contract end date	

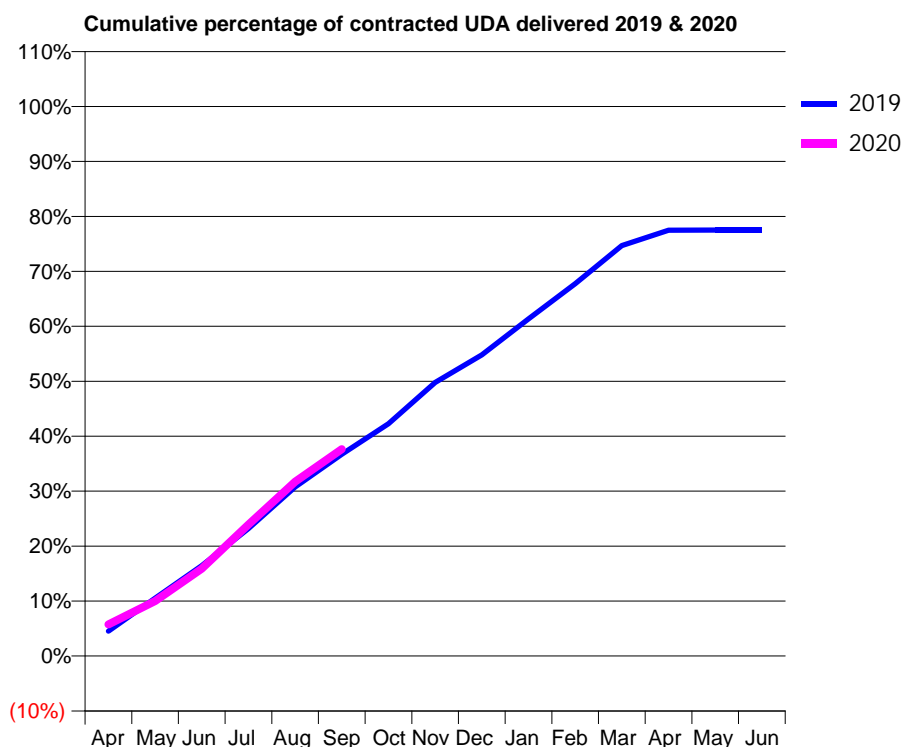
19/20 Contracted general activity (UDA)	3,669
Carry forward general activity (UDA)	0
19/20 Contracted orthodontic activity (UOA)	0
Carry forward orthodontic activity (UOA)	0
Baseline contract value	£96,204.04

ACCESS*

Patients seen in 24 months	Total	Change since previous quarter
Quarter ending September 2018	1,062	
Quarter ending December 2018	1,066	→
Quarter ending March 2019	1,052	↓
Quarter ending June 2019	1,069	→
Quarter ending September 2019	1,072	→
Variance since September 2018	0.9%	→



ACTIVITY



Month	Adjusted Scheduled Activity (UDA)	
	2019	2020
April	166	212
May	386	367
June	603	583
July	852	877
August	1,130	1,164
September	1,347	1,381
October	1,552	
November	1,826	
December	2,011	
January	2,250	
February	2,485	
March	2,740	
April	2,842	
May	2,843	
June	2,843	

QUALITY

	Quantity	Base Number	Contract	AT	Region	England
% of FP17s for the same patient ID Re-attending within 3 months - Children	24	450	5.3%	9.3%	10.8%	11.5%
% of FP17s for the same patient ID Re-attending within 3 months - Adults	46	315	14.6%	13.7%	15.2%	15.4%
% of FP17s for the same patient ID Re-attending between 3 & 9 months - Children	281	450	62.4%	62.8%	62.2%	59.7%
% of FP17s for the same patient ID Re-attending between 3 & 9 months - Adults	155	315	49.2%	53.3%	52.9%	51.7%
% of FP17s for Band 1 Urgent Courses	16	721	2.2%	10.0%	9.7%	9.2%
% of FP17s Relating to Free Repair or Replacements	0	721	0.0%	0.6%	0.6%	0.7%
% of FP17s Relating to Continuations	17	721	2.4%	0.8%	0.7%	0.8%
% of Patients satisfied with the dentistry they have received	1	1	N/A	93.2%	93.6%	93.5%
% of Patients satisfied with the time they had to wait for an appointment	1	1	N/A	85.0%	86.3%	87.4%

* This is based on patients treated on this contract for their most recent course of treatment. Figures in italics indicate the base number of FP17s or Patient Questionnaire responses are less than 100. N/A is shown where the base number of responses is less than 10 during the period. % is calculated as Quantity/Base number*100

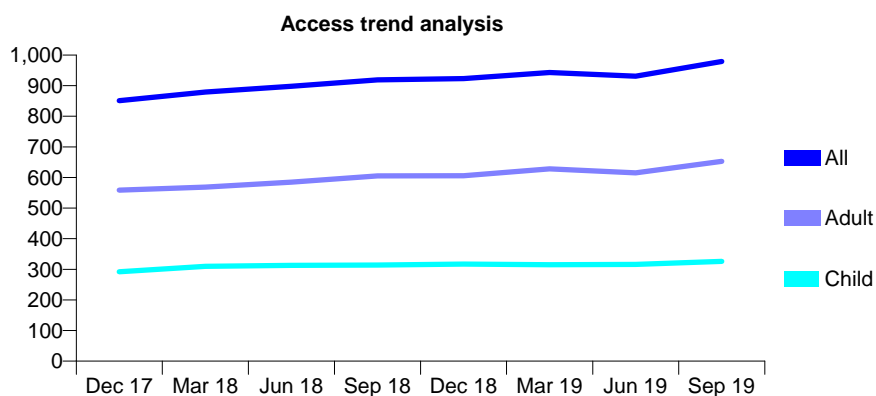
Q70 - Vital Signs At a Glance Contract Report for 169250/0001 - September 2019

Name or company name	Mrs E Aslani
Contract type name	GDS Contract
Purpose of contract	General
Contract start date	05/06/2009
Contract end date	

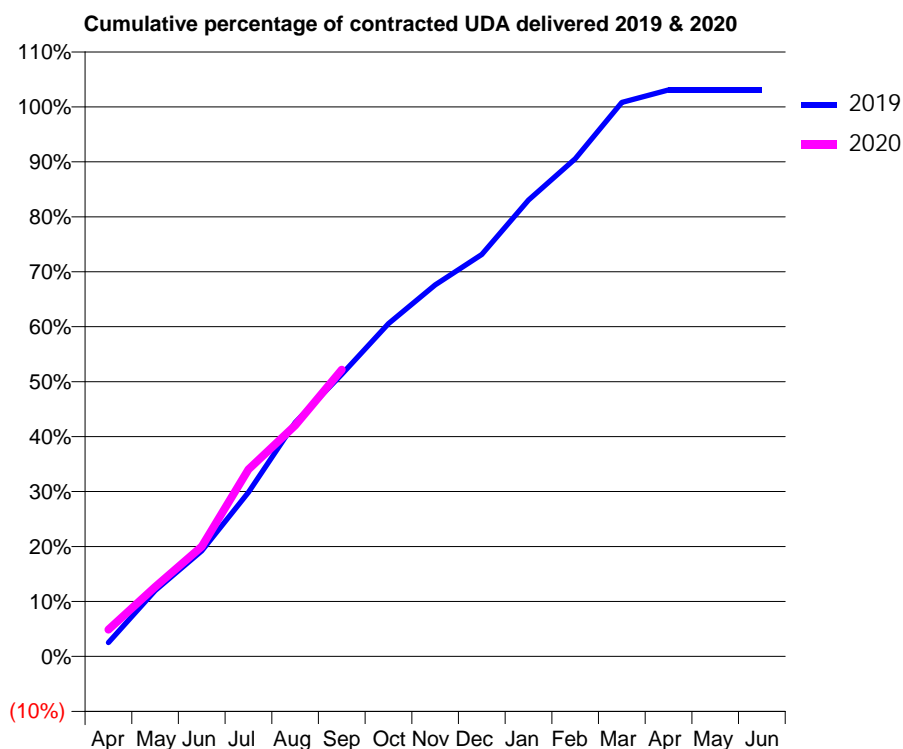
19/20 Contracted general activity (UDA)	2,300
Carry forward general activity (UDA)	0
19/20 Contracted orthodontic activity (UOA)	0
Carry forward orthodontic activity (UOA)	0
Baseline contract value	£53,211.64

ACCESS*

Patients seen in 24 months	Total	Change since previous quarter
Quarter ending September 2018	919	
Quarter ending December 2018	923	→
Quarter ending March 2019	943	↑
Quarter ending June 2019	931	↓
Quarter ending September 2019	979	↑
Variance since September 2018	6.5%	↑



ACTIVITY



Month	2019	2020
April	58	112
May	276	291
June	442	460
July	687	783
August	979	967
September	1,181	1,200
October	1,393	
November	1,555	
December	1,682	
January	1,910	
February	2,083	
March	2,318	
April	2,371	
May	2,371	
June	2,371	

QUALITY

	Quantity	Base Number	Contract	AT	Region	England
% of FP17s for the same patient ID Re-attending within 3 months - Children	12	256	4.7%	9.3%	10.8%	11.5%
% of FP17s for the same patient ID Re-attending within 3 months - Adults	78	458	17.0%	13.7%	15.2%	15.4%
% of FP17s for the same patient ID Re-attending between 3 & 9 months - Children	156	256	60.9%	62.8%	62.2%	59.7%
% of FP17s for the same patient ID Re-attending between 3 & 9 months - Adults	249	458	54.4%	53.3%	52.9%	51.7%
% of FP17s for Band 1 Urgent Courses	44	682	6.5%	10.0%	9.7%	9.2%
% of FP17s Relating to Free Repair or Replacements	3	682	0.4%	0.6%	0.6%	0.7%
% of FP17s Relating to Continuations	0	682	0.0%	0.8%	0.7%	0.8%
% of Patients satisfied with the dentistry they have received	0	0	N/A	93.2%	93.6%	93.5%
% of Patients satisfied with the time they had to wait for an appointment	0	0	N/A	85.0%	86.3%	87.4%

* This is based on patients treated on this contract for their most recent course of treatment. Figures in italics indicate the base number of FP17s or Patient Questionnaire responses are less than 100. N/A is shown where the base number of responses is less than 10 during the period. % is calculated as Quantity/Base number*100

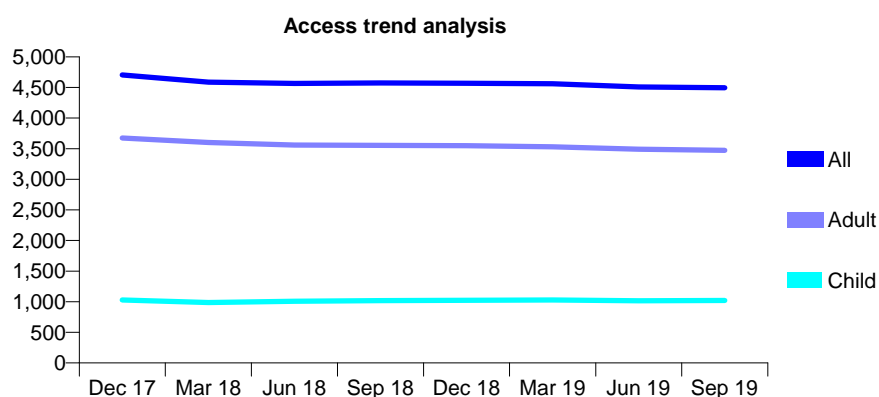
Q70 - Vital Signs At a Glance Contract Report for 169269/0001 - September 2019

Name or company name	Pasadena Dental Practice Ltd
Contract type name	GDS Contract
Purpose of contract	General and Orthodontic
Contract start date	29/09/2007
Contract end date	

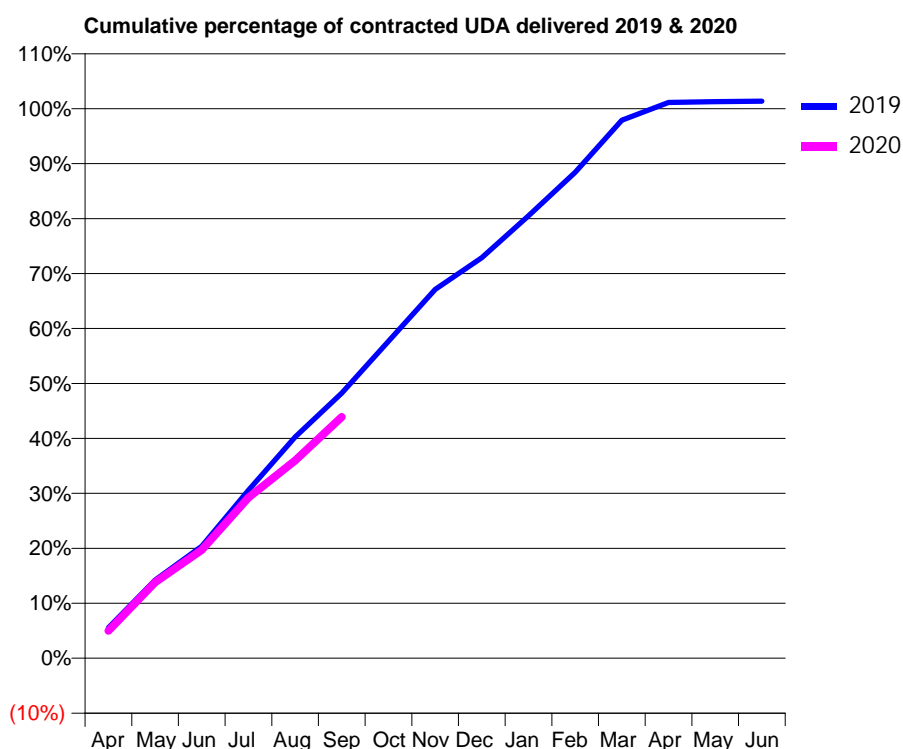
19/20 Contracted general activity (UDA)	15,000
Carry forward general activity (UDA)	0
19/20 Contracted orthodontic activity (UOA)	500
Carry forward orthodontic activity (UOA)	0
Baseline contract value	£420,662.57

ACCESS*

Patients seen in 24 months	Total	Change since previous quarter
Quarter ending September 2018	4,574	
Quarter ending December 2018	4,569	→
Quarter ending March 2019	4,560	→
Quarter ending June 2019	4,508	↓
Quarter ending September 2019	4,495	→
Variance since September 2018	(1.7%)	↓



ACTIVITY



Month	2019	2020
April	833	752
May	2,135	2,073
June	3,055	2,954
July	4,584	4,386
August	6,042	5,398
September	7,234	6,588
October	8,651	
November	10,067	
December	10,934	
January	12,075	
February	13,262	
March	14,687	
April	15,171	
May	15,192	
June	15,203	

QUALITY

	Quantity	Base Number	Contract	AT	Region	England
% of FP17s for the same patient ID Re-attending within 3 months - Children	34	685	5.0%	9.3%	10.8%	11.5%
% of FP17s for the same patient ID Re-attending within 3 months - Adults	307	2,280	13.5%	13.7%	15.2%	15.4%
% of FP17s for the same patient ID Re-attending between 3 & 9 months - Children	435	685	63.5%	62.8%	62.2%	59.7%
% of FP17s for the same patient ID Re-attending between 3 & 9 months - Adults	1,303	2,280	57.1%	53.3%	52.9%	51.7%
% of FP17s for Band 1 Urgent Courses	273	2,753	9.9%	10.0%	9.7%	9.2%
% of FP17s Relating to Free Repair or Replacements	23	2,753	0.8%	0.6%	0.6%	0.7%
% of FP17s Relating to Continuations	13	2,753	0.5%	0.8%	0.7%	0.8%
% of Patients satisfied with the dentistry they have received	1	1	N/A	93.2%	93.6%	93.5%
% of Patients satisfied with the time they had to wait for an appointment	1	1	N/A	85.0%	86.3%	87.4%

* This is based on patients treated on this contract for their most recent course of treatment. Figures in italics indicate the base number of FP17s or Patient Questionnaire responses are less than 100. N/A is shown where the base number of responses is less than 10 during the period. % is calculated as Quantity/Base number*100

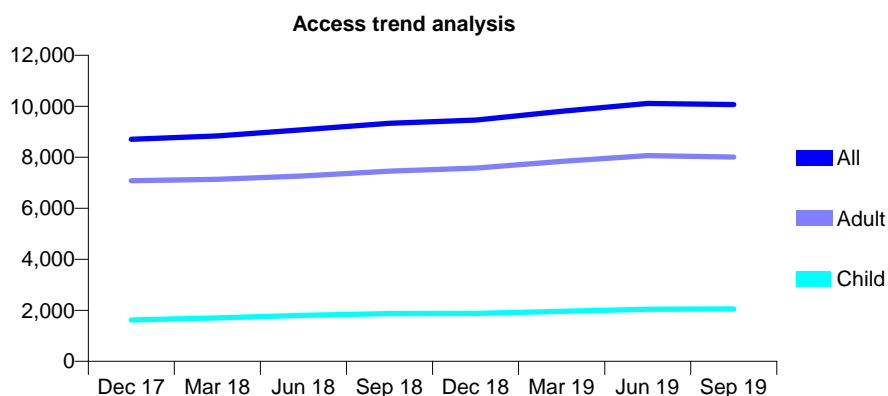
Q70 - Vital Signs At a Glance Contract Report for 169315/0001 - September 2019

Name or company name	Parkway Dental Practice
Contract type name	GDS Contract
Purpose of contract	General
Contract start date	01/04/2011
Contract end date	

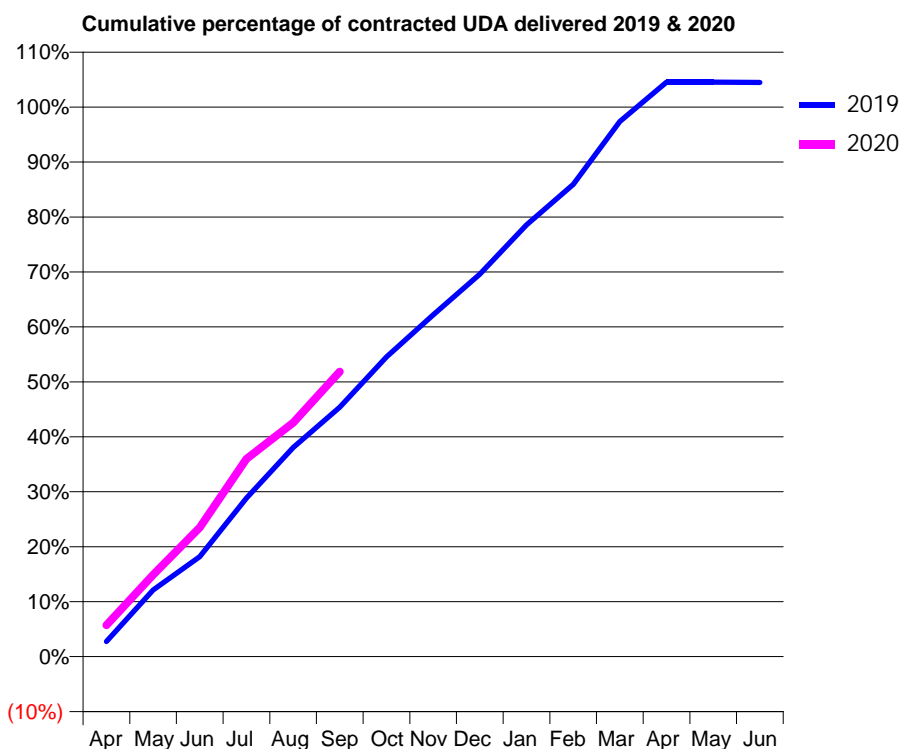
19/20 Contracted general activity (UDA)	24,444
Carry forward general activity (UDA)	0
19/20 Contracted orthodontic activity (UOA)	0
Carry forward orthodontic activity (UOA)	0
Baseline contract value	£632,117.73

ACCESS*

Patients seen in 24 months	Total	Change since previous quarter
Quarter ending September 2018	9,329	
Quarter ending December 2018	9,458	→
Quarter ending March 2019	9,804	↑
Quarter ending June 2019	10,109	↑
Quarter ending September 2019	10,070	→
Variance since September 2018	7.9%	↑



ACTIVITY



Month	Adjusted Scheduled Activity (UDA)	
	2019	2020
April	674	1,403
May	2,969	3,645
June	4,443	5,737
July	7,051	8,794
August	9,304	10,406
September	11,097	12,675
October	13,329	
November	15,202	
December	17,012	
January	19,203	
February	21,002	
March	23,804	
April	25,552	
May	25,550	
June	25,540	

QUALITY

	Quantity	Base Number	Contract	AT	Region	England
% of FP17s for the same patient ID Re-attending within 3 months - Children	94	1,584	5.9%	9.3%	10.8%	11.5%
% of FP17s for the same patient ID Re-attending within 3 months - Adults	615	5,509	11.2%	13.7%	15.2%	15.4%
% of FP17s for the same patient ID Re-attending between 3 & 9 months - Children	968	1,584	61.1%	62.8%	62.2%	59.7%
% of FP17s for the same patient ID Re-attending between 3 & 9 months - Adults	2,106	5,509	38.2%	53.3%	52.9%	51.7%
% of FP17s for Band 1 Urgent Courses	429	6,357	6.7%	10.0%	9.7%	9.2%
% of FP17s Relating to Free Repair or Replacements	15	6,357	0.2%	0.6%	0.6%	0.7%
% of FP17s Relating to Continuations	32	6,357	0.5%	0.8%	0.7%	0.8%
% of Patients satisfied with the dentistry they have received	3	3	N/A	93.2%	93.6%	93.5%
% of Patients satisfied with the time they had to wait for an appointment	1	3	N/A	85.0%	86.3%	87.4%

* This is based on patients treated on this contract for their most recent course of treatment. Figures in italics indicate the base number of FP17s or Patient Questionnaire responses are less than 100. N/A is shown where the base number of responses is less than 10 during the period. % is calculated as Quantity/Base number*100

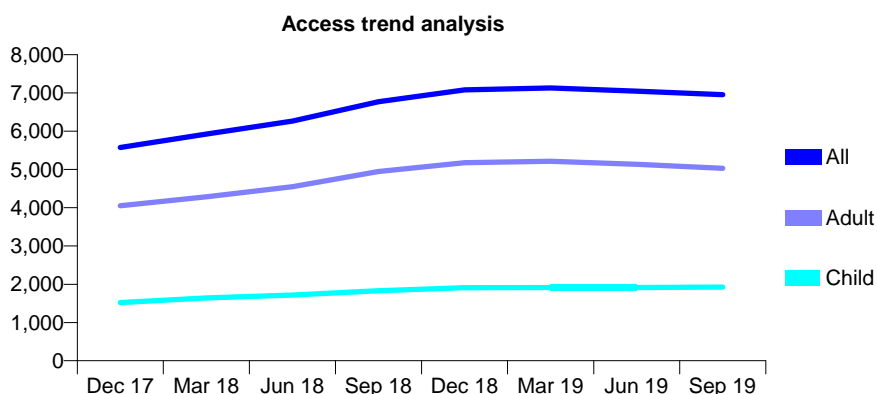
Q70 - Vital Signs At a Glance Contract Report for 170046/0001 - September 2019

Name or company name	Mr T Darling
Contract type name	GDS Contract
Purpose of contract	General and Orthodontic
Contract start date	01/12/2012
Contract end date	

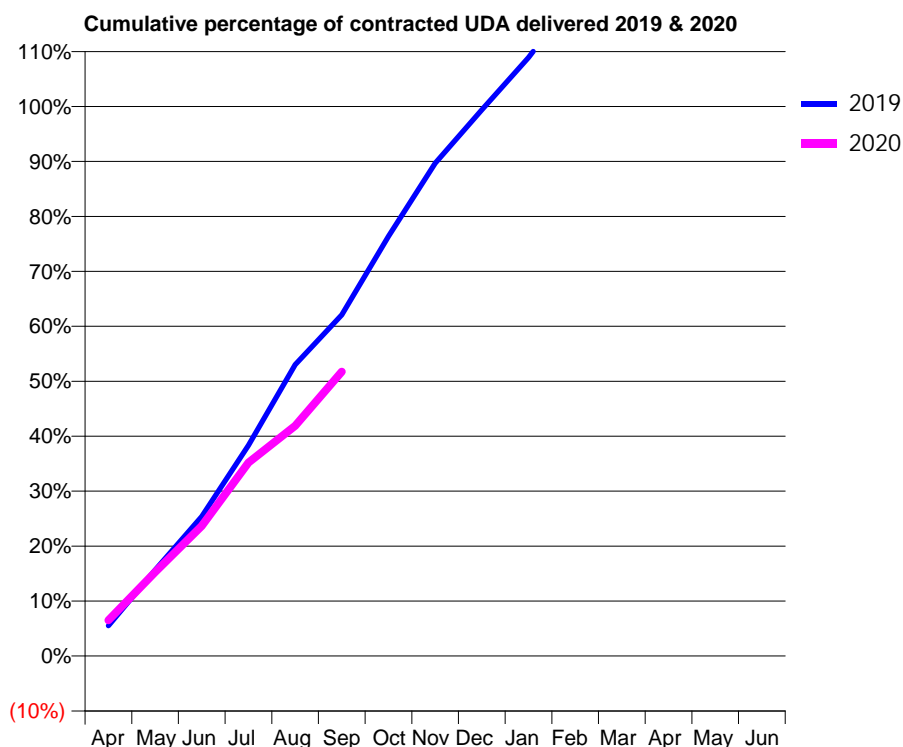
19/20 Contracted general activity (UDA)	13,766
Carry forward general activity (UDA)	0
19/20 Contracted orthodontic activity (UOA)	221
Carry forward orthodontic activity (UOA)	0
Baseline contract value	£357,841.75

ACCESS*

Patients seen in 24 months	Total	Change since previous quarter
Quarter ending September 2018	6,771	
Quarter ending December 2018	7,083	↑
Quarter ending March 2019	7,129	→
Quarter ending June 2019	7,045	↓
Quarter ending September 2019	6,954	↓
Variance since September 2018	2.7%	↑



ACTIVITY



Month	Adjusted Scheduled Activity (UDA)	
	2019	2020
April	760	896
May	2,156	2,102
June	3,497	3,258
July	5,276	4,844
August	7,296	5,766
September	8,543	7,119
October	10,516	
November	12,346	
December	13,682	
January	14,992	
February	16,493	
March	18,177	
April	18,793	
May	18,811	
June	18,812	

QUALITY

	Quantity	Base Number	Contract	AT	Region	England
% of FP17s for the same patient ID Re-attending within 3 months - Children	89	1,301	6.8%	9.3%	10.8%	11.5%
% of FP17s for the same patient ID Re-attending within 3 months - Adults	358	2,956	12.1%	13.7%	15.2%	15.4%
% of FP17s for the same patient ID Re-attending between 3 & 9 months - Children	783	1,301	60.2%	62.8%	62.2%	59.7%
% of FP17s for the same patient ID Re-attending between 3 & 9 months - Adults	1,583	2,956	53.6%	53.3%	52.9%	51.7%
% of FP17s for Band 1 Urgent Courses	314	3,921	8.0%	10.0%	9.7%	9.2%
% of FP17s Relating to Free Repair or Replacements	0	3,921	0.0%	0.6%	0.6%	0.7%
% of FP17s Relating to Continuations	68	3,921	1.7%	0.8%	0.7%	0.8%
% of Patients satisfied with the dentistry they have received	1	1	N/A	93.2%	93.6%	93.5%
% of Patients satisfied with the time they had to wait for an appointment	1	1	N/A	85.0%	86.3%	87.4%

* This is based on patients treated on this contract for their most recent course of treatment. Figures in italics indicate the base number of FP17s or Patient Questionnaire responses are less than 100. N/A is shown where the base number of responses is less than 10 during the period. % is calculated as Quantity/Base number*100

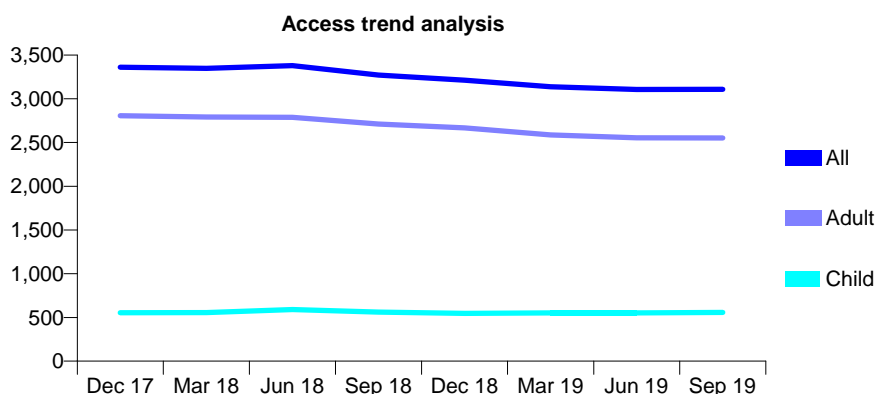
Q70 - Vital Signs At a Glance Contract Report for 170127/0001 - September 2019

Name or company name	The Erfans
Contract type name	GDS Contract
Purpose of contract	General
Contract start date	16/04/2012
Contract end date	

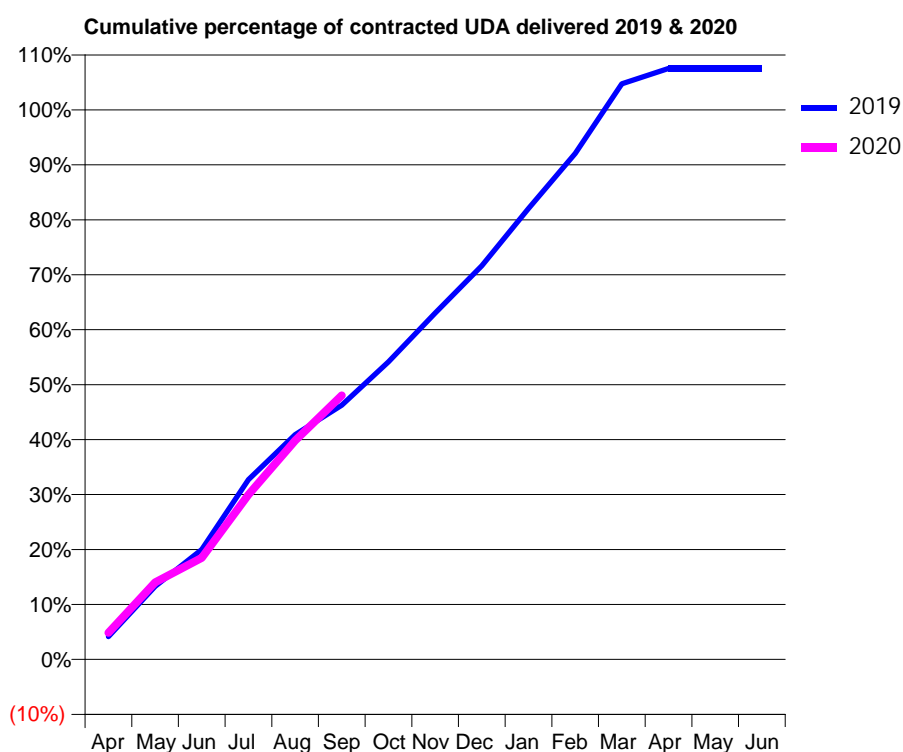
19/20 Contracted general activity (UDA)	9,107
Carry forward general activity (UDA)	0
19/20 Contracted orthodontic activity (UOA)	0
Carry forward orthodontic activity (UOA)	0
Baseline contract value	£231,826.41

ACCESS*

Patients seen in 24 months	Total	Change since previous quarter
Quarter ending September 2018	3,272	
Quarter ending December 2018	3,213	↓
Quarter ending March 2019	3,138	↓
Quarter ending June 2019	3,106	↓
Quarter ending September 2019	3,109	→
Variance since September 2018	(5.0%)	↓



ACTIVITY



Adjusted Scheduled Activity (UDA)		
Month	2019	2020
April	379	440
May	1,209	1,279
June	1,823	1,683
July	2,979	2,731
August	3,725	3,628
September	4,213	4,374
October	4,933	
November	5,740	
December	6,523	
January	7,472	
February	8,387	
March	9,540	
April	9,793	
May	9,793	
June	9,793	

QUALITY

	Quantity	Base Number	Contract	AT	Region	England
% of FP17s for the same patient ID Re-attending within 3 months - Children	19	410	4.6%	9.3%	10.8%	11.5%
% of FP17s for the same patient ID Re-attending within 3 months - Adults	197	1,866	10.6%	13.7%	15.2%	15.4%
% of FP17s for the same patient ID Re-attending between 3 & 9 months - Children	259	410	63.2%	62.8%	62.2%	59.7%
% of FP17s for the same patient ID Re-attending between 3 & 9 months - Adults	1,236	1,866	66.2%	53.3%	52.9%	51.7%
% of FP17s for Band 1 Urgent Courses	128	2,186	5.9%	10.0%	9.7%	9.2%
% of FP17s Relating to Free Repair or Replacements	17	2,186	0.8%	0.6%	0.6%	0.7%
% of FP17s Relating to Continuations	35	2,186	1.6%	0.8%	0.7%	0.8%
% of Patients satisfied with the dentistry they have received	7	7	N/A	93.2%	93.6%	93.5%
% of Patients satisfied with the time they had to wait for an appointment	6	7	N/A	85.0%	86.3%	87.4%

* This is based on patients treated on this contract for their most recent course of treatment. Figures in italics indicate the base number of FP17s or Patient Questionnaire responses are less than 100. N/A is shown where the base number of responses is less than 10 during the period. % is calculated as Quantity/Base number*100

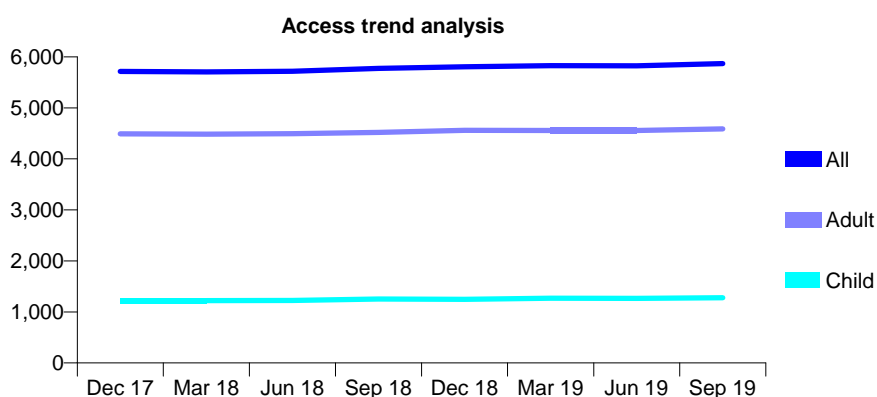
Q70 - Vital Signs At a Glance Contract Report for 170542/0001 - September 2019

Name or company name	Mr A Ebodi Deljoujin
Contract type name	GDS Contract
Purpose of contract	General
Contract start date	01/10/2010
Contract end date	

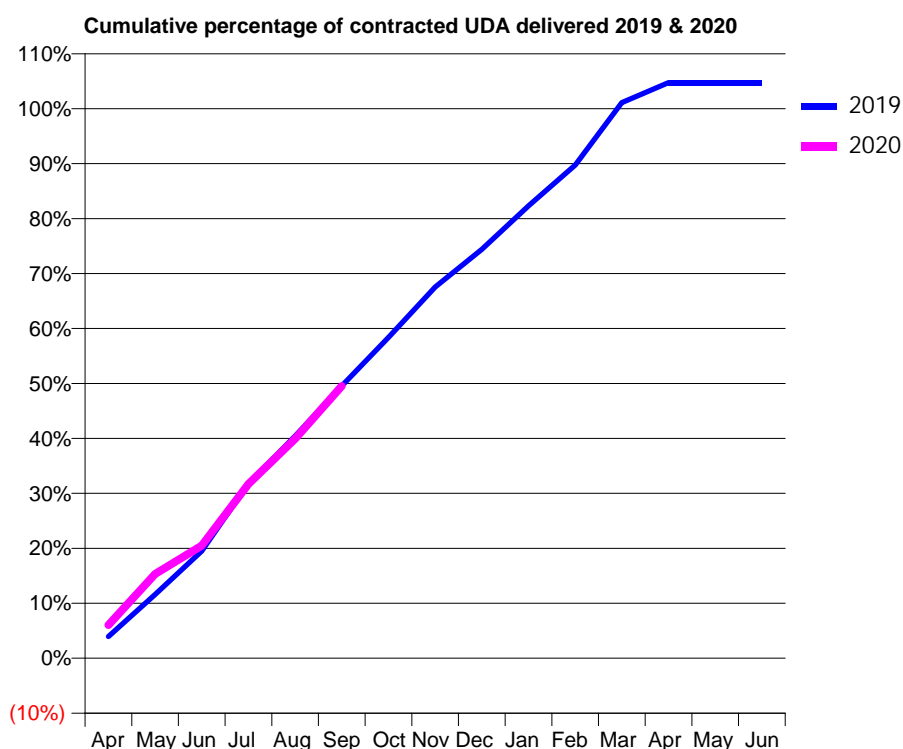
19/20 Contracted general activity (UDA)	17,076
Carry forward general activity (UDA)	0
19/20 Contracted orthodontic activity (UOA)	0
Carry forward orthodontic activity (UOA)	0
Baseline contract value	£419,768.86

ACCESS*

Patients seen in 24 months	Total	Change since previous quarter
Quarter ending September 2018	5,774	
Quarter ending December 2018	5,806	→
Quarter ending March 2019	5,829	→
Quarter ending June 2019	5,823	→
Quarter ending September 2019	5,868	→
Variance since September 2018	1.6%	→



ACTIVITY



Month	2019	2020
April	674	1,033
May	1,985	2,622
June	3,331	3,498
July	5,432	5,415
August	6,905	6,822
September	8,465	8,456
October	9,966	
November	11,535	
December	12,703	
January	14,053	
February	15,322	
March	17,266	
April	17,882	
May	17,882	
June	17,882	

QUALITY

	Quantity	Base Number	Contract	AT	Region	England
% of FP17s for the same patient ID Re-attending within 3 months - Children	48	983	4.9%	9.3%	10.8%	11.5%
% of FP17s for the same patient ID Re-attending within 3 months - Adults	428	3,623	11.8%	13.7%	15.2%	15.4%
% of FP17s for the same patient ID Re-attending between 3 & 9 months - Children	666	983	67.8%	62.8%	62.2%	59.7%
% of FP17s for the same patient ID Re-attending between 3 & 9 months - Adults	2,418	3,623	66.7%	53.3%	52.9%	51.7%
% of FP17s for Band 1 Urgent Courses	307	4,305	7.1%	10.0%	9.7%	9.2%
% of FP17s Relating to Free Repair or Replacements	9	4,305	0.2%	0.6%	0.6%	0.7%
% of FP17s Relating to Continuations	38	4,305	0.9%	0.8%	0.7%	0.8%
% of Patients satisfied with the dentistry they have received	1	1	N/A	93.2%	93.6%	93.5%
% of Patients satisfied with the time they had to wait for an appointment	1	1	N/A	85.0%	86.3%	87.4%

* This is based on patients treated on this contract for their most recent course of treatment.

Figures in italics indicate the base number of FP17s or Patient Questionnaire responses are less than 100. N/A is shown where the base number of responses is less than 10 during the period. % is calculated as Quantity/Base number*100

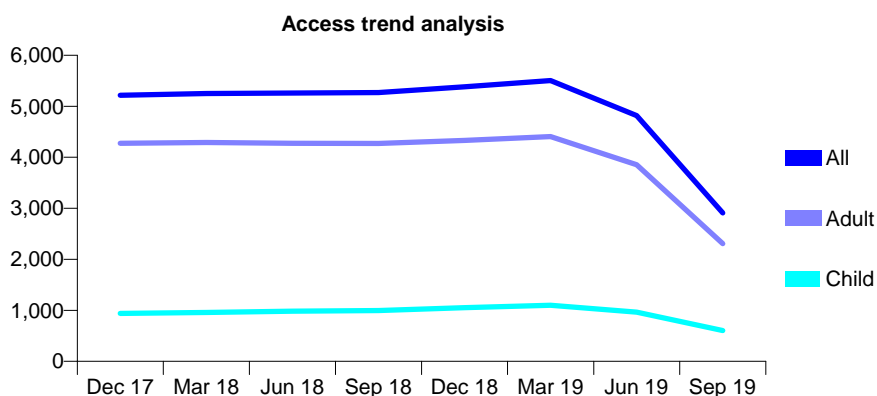
Q70 - Vital Signs At a Glance Contract Report for 170747/0001 - September 2019

Name or company name	Farnborough Dental Centre Ltd
Contract type name	GDS Contract
Purpose of contract	General and Orthodontic
Contract start date	01/12/2013
Contract end date	31/05/2019

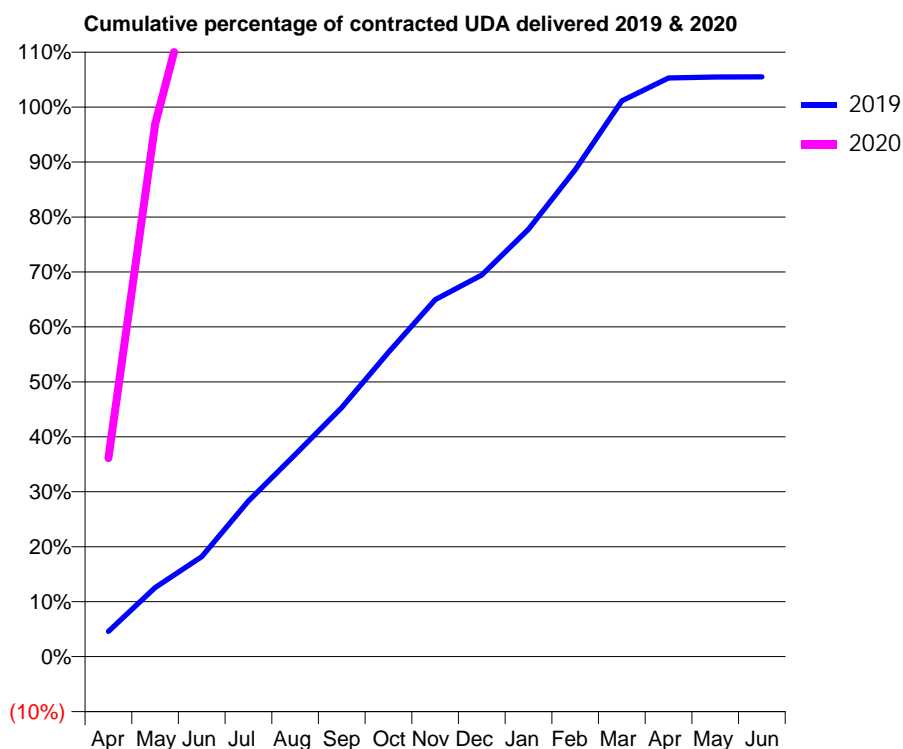
19/20 Contracted general activity (UDA)	1,354
Carry forward general activity (UDA)	0
19/20 Contracted orthodontic activity (UOA)	202
Carry forward orthodontic activity (UOA)	0
Baseline contract value	£49,759.70

ACCESS*

Patients seen in 24 months	Total	Change since previous quarter
Quarter ending September 2018	5,269	
Quarter ending December 2018	5,383	↑
Quarter ending March 2019	5,505	↑
Quarter ending June 2019	4,818	↓
Quarter ending September 2019	2,910	↓
Variance since September 2018	(44.8%)	↓



ACTIVITY



Month	Adjusted Scheduled Activity (UDA)	
	2019	2020
April	746	489
May	2,042	1,312
June	2,957	1,747
July	4,604	1,735
August	5,975	1,729
September	7,362	1,729
October	8,996	
November	10,551	
December	11,283	
January	12,635	
February	14,399	
March	16,431	
April	17,107	
May	17,135	
June	17,140	

QUALITY

	Quantity	Base Number	Contract	AT	Region	England
% of FP17s for the same patient ID Re-attending within 3 months - Children	19	281	6.8%	9.3%	10.8%	11.5%
% of FP17s for the same patient ID Re-attending within 3 months - Adults	92	995	9.2%	13.7%	15.2%	15.4%
% of FP17s for the same patient ID Re-attending between 3 & 9 months - Children	142	281	50.5%	62.8%	62.2%	59.7%
% of FP17s for the same patient ID Re-attending between 3 & 9 months - Adults	585	995	58.8%	53.3%	52.9%	51.7%
% of FP17s for Band 1 Urgent Courses	49	975	5.0%	10.0%	9.7%	9.2%
% of FP17s Relating to Free Repair or Replacements	7	975	0.7%	0.6%	0.6%	0.7%
% of FP17s Relating to Continuations	1	975	0.1%	0.8%	0.7%	0.8%
% of Patients satisfied with the dentistry they have received	2	2	N/A	93.2%	93.6%	93.5%
% of Patients satisfied with the time they had to wait for an appointment	2	2	N/A	85.0%	86.3%	87.4%

* This is based on patients treated on this contract for their most recent course of treatment. Figures in italics indicate the base number of FP17s or Patient Questionnaire responses are less than 100. N/A is shown where the base number of responses is less than 10 during the period. % is calculated as Quantity/Base number*100

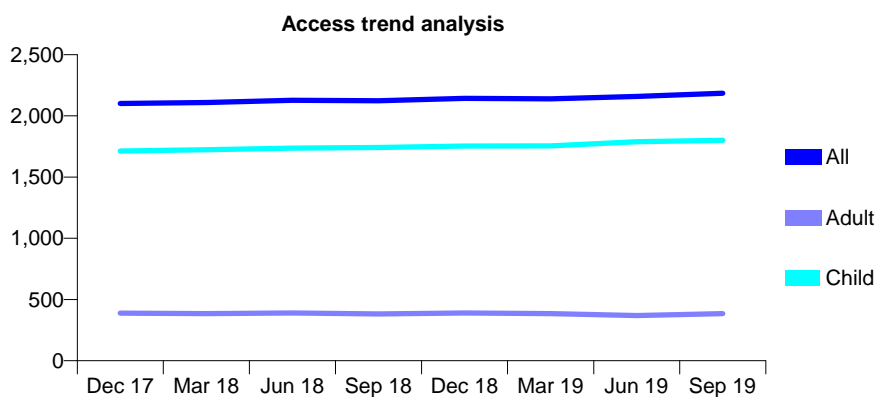
Q70 - Vital Signs At a Glance Contract Report for 171921/0001 - September 2019

Name or company name	Beauchamp House Dental Surgery
Contract type name	GDS Contract
Purpose of contract	General
Contract start date	01/04/2009
Contract end date	

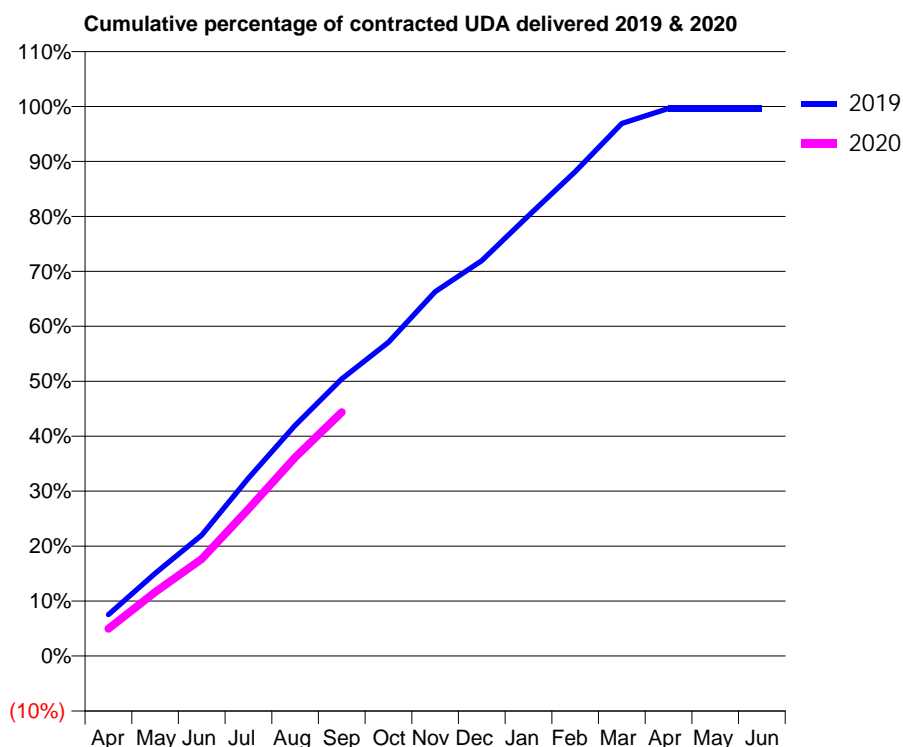
19/20 Contracted general activity (UDA)	5,000
Carry forward general activity (UDA)	17
19/20 Contracted orthodontic activity (UOA)	0
Carry forward orthodontic activity (UOA)	0
Baseline contract value	£158,597.86

ACCESS*

Patients seen in 24 months	Total	Change since previous quarter
Quarter ending September 2018	2,124	
Quarter ending December 2018	2,143	→
Quarter ending March 2019	2,139	→
Quarter ending June 2019	2,158	→
Quarter ending September 2019	2,185	→
Variance since September 2018	2.9%	↑



ACTIVITY



Month	Adjusted Scheduled Activity (UDA)	
	2019	2020
April	377	248
May	751	581
June	1,100	882
July	1,619	1,338
August	2,100	1,809
September	2,522	2,219
October	2,855	
November	3,315	
December	3,597	
January	4,006	
February	4,406	
March	4,846	
April	4,983	
May	4,983	
June	4,983	

QUALITY

	Quantity	Base Number	Contract	AT	Region	England
% of FP17s for the same patient ID Re-attending within 3 months - Children	116	1,531	7.6%	9.3%	10.8%	11.5%
% of FP17s for the same patient ID Re-attending within 3 months - Adults	17	160	10.6%	13.7%	15.2%	15.4%
% of FP17s for the same patient ID Re-attending between 3 & 9 months - Children	1,021	1,531	66.7%	62.8%	62.2%	59.7%
% of FP17s for the same patient ID Re-attending between 3 & 9 months - Adults	101	160	63.1%	53.3%	52.9%	51.7%
% of FP17s for Band 1 Urgent Courses	55	1,597	3.4%	10.0%	9.7%	9.2%
% of FP17s Relating to Free Repair or Replacements	0	1,597	0.0%	0.6%	0.6%	0.7%
% of FP17s Relating to Continuations	1	1,597	0.1%	0.8%	0.7%	0.8%
% of Patients satisfied with the dentistry they have received	0	0	N/A	93.2%	93.6%	93.5%
% of Patients satisfied with the time they had to wait for an appointment	0	0	N/A	85.0%	86.3%	87.4%

* This is based on patients treated on this contract for their most recent course of treatment. Figures in italics indicate the base number of FP17s or Patient Questionnaire responses are less than 100. N/A is shown where the base number of responses is less than 10 during the period. % is calculated as Quantity/Base number*100

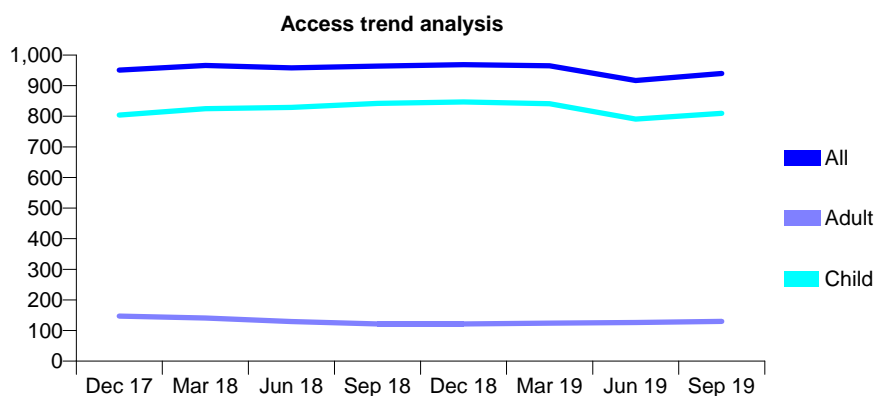
Q70 - Vital Signs At a Glance Contract Report for 173363/0001 - September 2019

Name or company name	MLL Portchester
Contract type name	GDS Contract
Purpose of contract	General
Contract start date	01/10/2009
Contract end date	

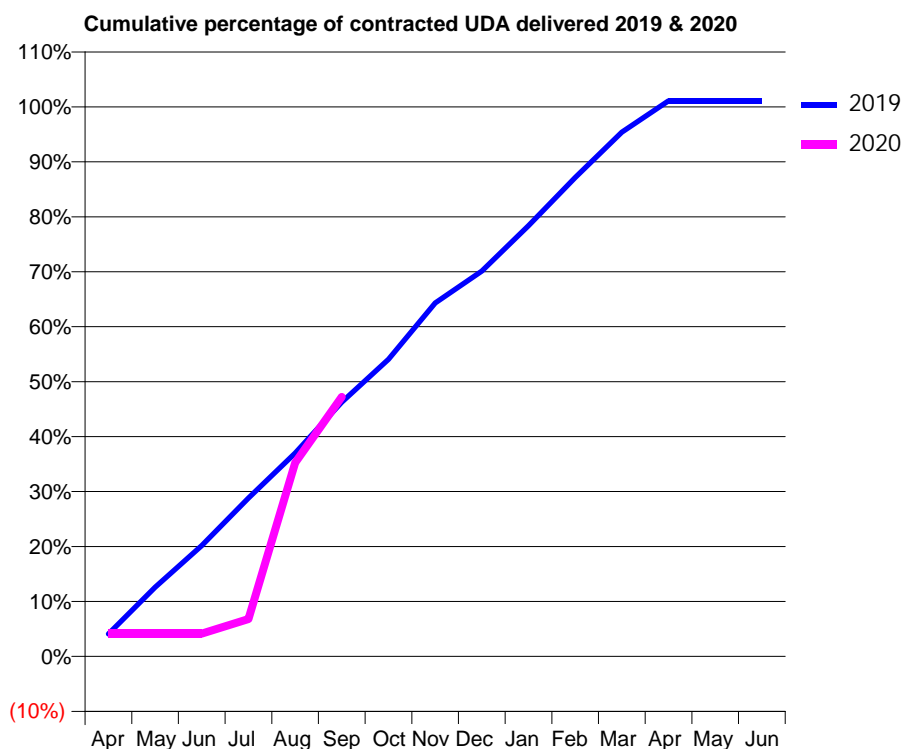
19/20 Contracted general activity (UDA)	1,430
Carry forward general activity (UDA)	0
19/20 Contracted orthodontic activity (UOA)	0
Carry forward orthodontic activity (UOA)	0
Baseline contract value	£37,920.67

ACCESS*

Patients seen in 24 months	Total	Change since previous quarter
Quarter ending September 2018	964	
Quarter ending December 2018	969	→
Quarter ending March 2019	965	→
Quarter ending June 2019	917	↓
Quarter ending September 2019	940	↑
Variance since September 2018	(2.5%)	↓



ACTIVITY



Month	2019	2020
April	58	59
May	180	59
June	289	59
July	412	97
August	529	504
September	662	675
October	773	
November	920	
December	1,003	
January	1,121	
February	1,246	
March	1,364	
April	1,446	
May	1,446	
June	1,446	

QUALITY

	Quantity	Base Number	Contract	AT	Region	England
% of FP17s for the same patient ID Re-attending within 3 months - Children	22	486	4.5%	9.3%	10.8%	11.5%
% of FP17s for the same patient ID Re-attending within 3 months - Adults	5	48	10.4%	13.7%	15.2%	15.4%
% of FP17s for the same patient ID Re-attending between 3 & 9 months - Children	224	486	46.1%	62.8%	62.2%	59.7%
% of FP17s for the same patient ID Re-attending between 3 & 9 months - Adults	11	48	22.9%	53.3%	52.9%	51.7%
% of FP17s for Band 1 Urgent Courses	12	476	2.5%	10.0%	9.7%	9.2%
% of FP17s Relating to Free Repair or Replacements	0	476	0.0%	0.6%	0.6%	0.7%
% of FP17s Relating to Continuations	0	476	0.0%	0.8%	0.7%	0.8%
% of Patients satisfied with the dentistry they have received	1	1	N/A	93.2%	93.6%	93.5%
% of Patients satisfied with the time they had to wait for an appointment	1	1	N/A	85.0%	86.3%	87.4%

* This is based on patients treated on this contract for their most recent course of treatment. Figures in italics indicate the base number of FP17s or Patient Questionnaire responses are less than 100. N/A is shown where the base number of responses is less than 10 during the period. % is calculated as Quantity/Base number*100

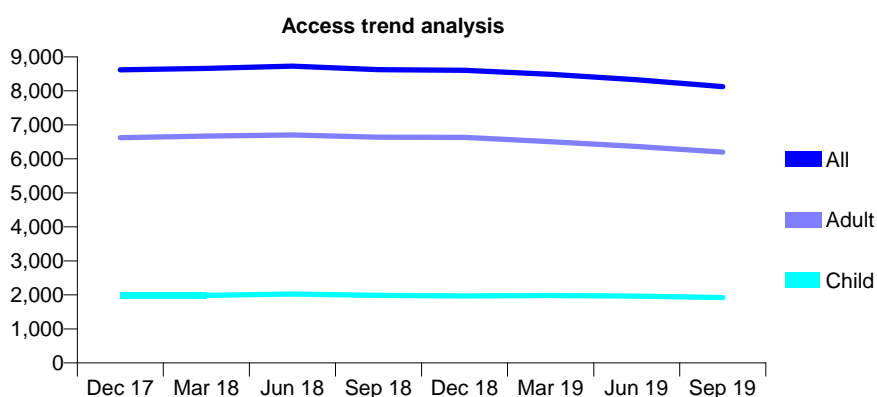
Q70 - Vital Signs At a Glance Contract Report for 175226/0001 - September 2019

Name or company name	S Cowley, R Ingham and J Angelo
Contract type name	GDS Contract
Purpose of contract	General
Contract start date	01/04/2009
Contract end date	

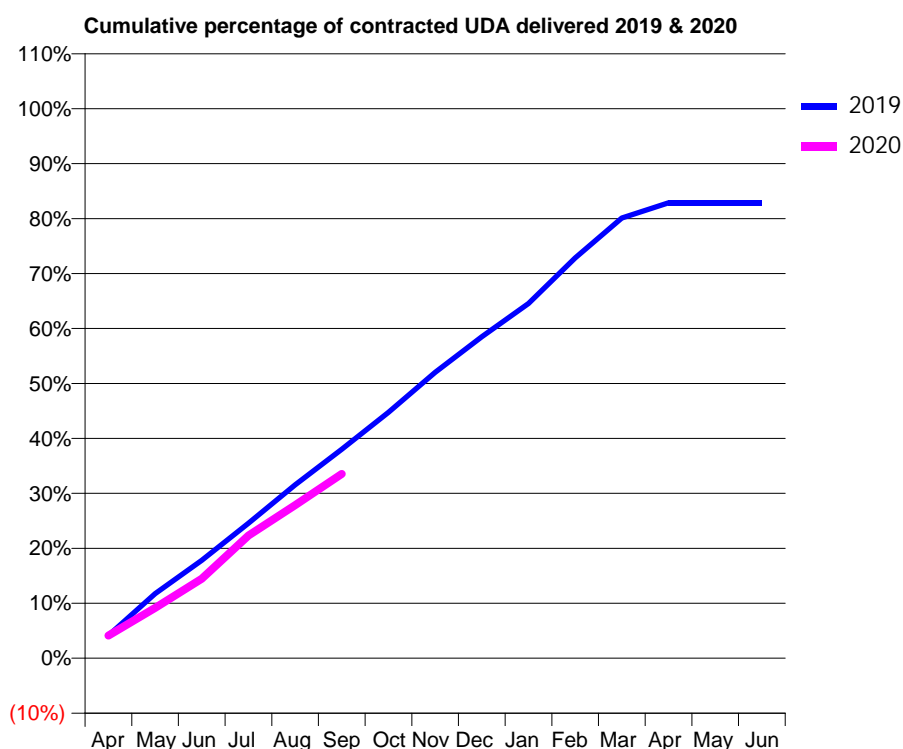
19/20 Contracted general activity (UDA)	26,029
Carry forward general activity (UDA)	0
19/20 Contracted orthodontic activity (UOA)	0
Carry forward orthodontic activity (UOA)	0
Baseline contract value	£789,632.60

ACCESS*

Patients seen in 24 months	Total	Change since previous quarter
Quarter ending September 2018	8,625	
Quarter ending December 2018	8,606	→
Quarter ending March 2019	8,488	↓
Quarter ending June 2019	8,328	↓
Quarter ending September 2019	8,122	↓
Variance since September 2018	(5.8%)	↓



ACTIVITY



Month	2019	2020
April	1,084	1,080
May	3,059	2,387
June	4,632	3,770
July	6,394	5,810
August	8,216	7,256
September	9,892	8,732
October	11,648	
November	13,544	
December	15,224	
January	16,799	
February	18,960	
March	20,848	
April	21,566	
May	21,565	
June	21,565	

QUALITY

	Quantity	Base Number	Contract	AT	Region	England
% of FP17s for the same patient ID Re-attending within 3 months - Children	67	1,341	5.0%	9.3%	10.8%	11.5%
% of FP17s for the same patient ID Re-attending within 3 months - Adults	523	3,847	13.6%	13.7%	15.2%	15.4%
% of FP17s for the same patient ID Re-attending between 3 & 9 months - Children	816	1,341	60.9%	62.8%	62.2%	59.7%
% of FP17s for the same patient ID Re-attending between 3 & 9 months - Adults	2,244	3,847	58.3%	53.3%	52.9%	51.7%
% of FP17s for Band 1 Urgent Courses	399	4,822	8.3%	10.0%	9.7%	9.2%
% of FP17s Relating to Free Repair or Replacements	41	4,822	0.9%	0.6%	0.6%	0.7%
% of FP17s Relating to Continuations	76	4,822	1.6%	0.8%	0.7%	0.8%
% of Patients satisfied with the dentistry they have received	2	2	N/A	93.2%	93.6%	93.5%
% of Patients satisfied with the time they had to wait for an appointment	2	2	N/A	85.0%	86.3%	87.4%

* This is based on patients treated on this contract for their most recent course of treatment.

Figures in italics indicate the base number of FP17s or Patient Questionnaire responses are less than 100. N/A is shown where the base number of responses is less than 10 during the period. % is calculated as Quantity/Base number*100

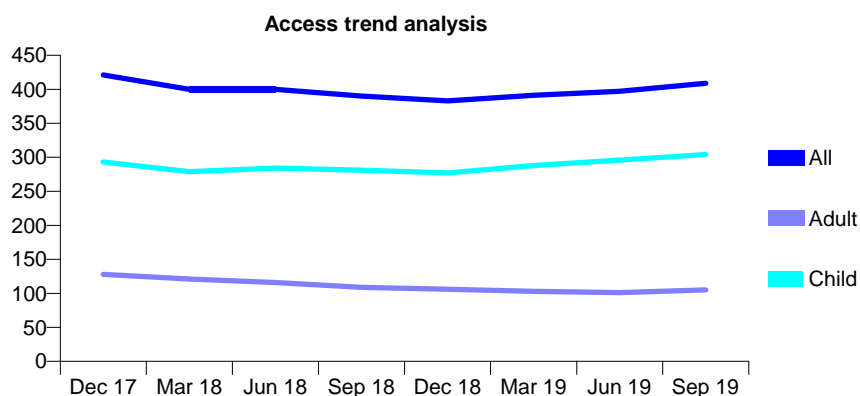
Q70 - Vital Signs At a Glance Contract Report for 177148/0001 - September 2019

Name or company name	Miss S K Dau
Contract type name	GDS Contract
Purpose of contract	General
Contract start date	01/02/2014
Contract end date	

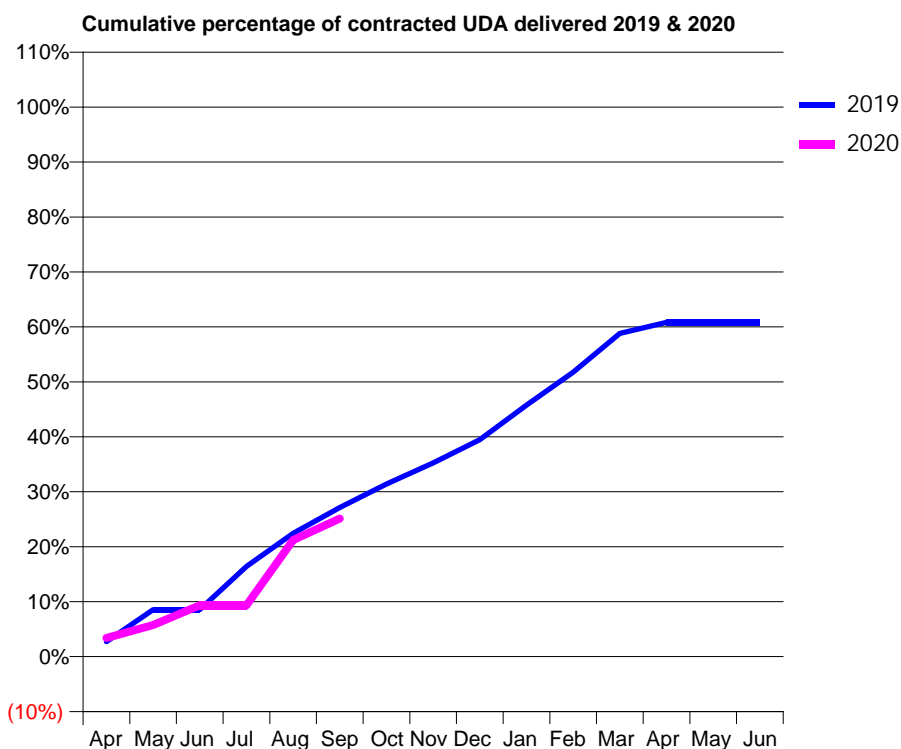
19/20 Contracted general activity (UDA)	1,500
Carry forward general activity (UDA)	0
19/20 Contracted orthodontic activity (UOA)	0
Carry forward orthodontic activity (UOA)	0
Baseline contract value	£36,503.92

ACCESS*

Patients seen in 24 months	Total	Change since previous quarter
Quarter ending September 2018	390	
Quarter ending December 2018	383	↓
Quarter ending March 2019	391	↑
Quarter ending June 2019	397	→
Quarter ending September 2019	409	↑
Variance since September 2018	4.9%	↑



ACTIVITY



Month	Adjusted Scheduled Activity (UDA)	
	2019	2020
April	41	51
May	128	87
June	128	140
July	246	140
August	337	318
September	407	377
October	471	
November	529	
December	592	
January	687	
February	777	
March	882	
April	912	
May	912	
June	912	

QUALITY

	Quantity	Base Number	Contract	AT	Region	England
% of FP17s for the same patient ID Re-attending within 3 months - Children	15	270	5.6%	9.3%	10.8%	11.5%
% of FP17s for the same patient ID Re-attending within 3 months - Adults	2	55	3.6%	13.7%	15.2%	15.4%
% of FP17s for the same patient ID Re-attending between 3 & 9 months - Children	194	270	71.9%	62.8%	62.2%	59.7%
% of FP17s for the same patient ID Re-attending between 3 & 9 months - Adults	37	55	67.3%	53.3%	52.9%	51.7%
% of FP17s for Band 1 Urgent Courses	10	295	3.4%	10.0%	9.7%	9.2%
% of FP17s Relating to Free Repair or Replacements	0	295	0.0%	0.6%	0.6%	0.7%
% of FP17s Relating to Continuations	1	295	0.3%	0.8%	0.7%	0.8%
% of Patients satisfied with the dentistry they have received	0	0	N/A	93.2%	93.6%	93.5%
% of Patients satisfied with the time they had to wait for an appointment	0	0	N/A	85.0%	86.3%	87.4%

* This is based on patients treated on this contract for their most recent course of treatment. Figures in italics indicate the base number of FP17s or Patient Questionnaire responses are less than 100. N/A is shown where the base number of responses is less than 10 during the period. % is calculated as Quantity/Base number*100

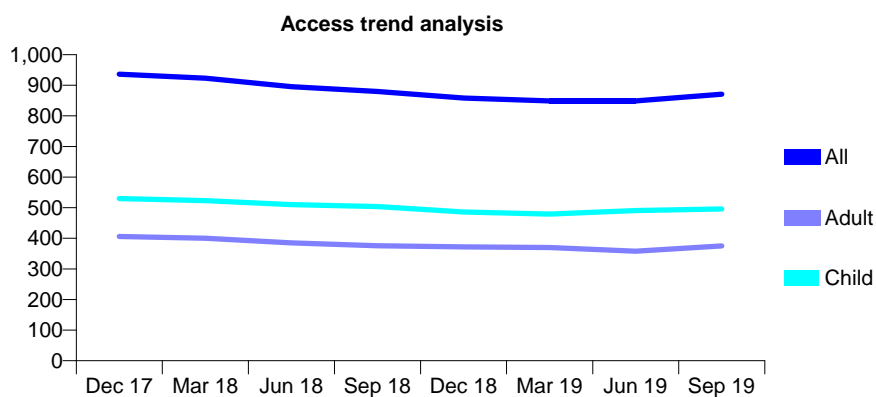
Q70 - Vital Signs At a Glance Contract Report for 177571/0001 - September 2019

Name or company name	Mr M Dellafera
Contract type name	GDS Contract
Purpose of contract	General
Contract start date	01/07/2008
Contract end date	

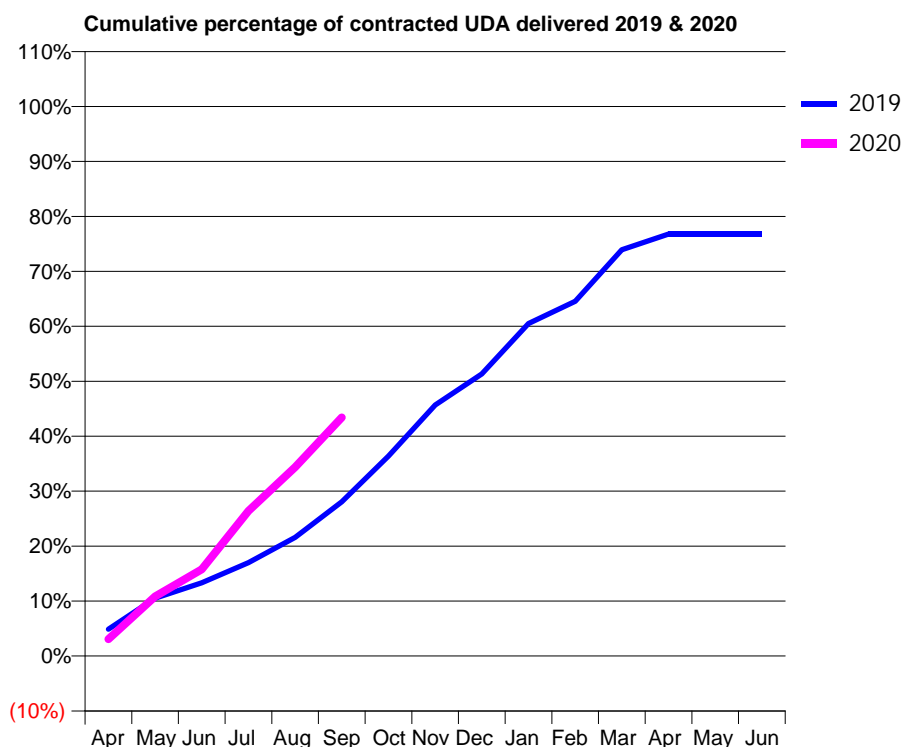
19/20 Contracted general activity (UDA)	1,950
Carry forward general activity (UDA)	0
19/20 Contracted orthodontic activity (UOA)	0
Carry forward orthodontic activity (UOA)	0
Baseline contract value	£45,368.75

ACCESS*

Patients seen in 24 months	Total	Change since previous quarter
Quarter ending September 2018	880	
Quarter ending December 2018	858	↓
Quarter ending March 2019	849	↓
Quarter ending June 2019	849	→
Quarter ending September 2019	871	↑
Variance since September 2018	(1.0%)	↓



ACTIVITY



Month	Adjusted Scheduled Activity (UDA)	
	2019	2020
April	95	60
May	206	212
June	260	308
July	332	515
August	421	670
September	547	846
October	710	
November	891	
December	1,001	
January	1,180	
February	1,259	
March	1,441	
April	1,497	
May	1,497	
June	1,497	

QUALITY

	Quantity	Base Number	Contract	AT	Region	England
% of FP17s for the same patient ID Re-attending within 3 months - Children	27	434	6.2%	9.3%	10.8%	11.5%
% of FP17s for the same patient ID Re-attending within 3 months - Adults	27	251	10.8%	13.7%	15.2%	15.4%
% of FP17s for the same patient ID Re-attending between 3 & 9 months - Children	276	434	63.6%	62.8%	62.2%	59.7%
% of FP17s for the same patient ID Re-attending between 3 & 9 months - Adults	132	251	52.6%	53.3%	52.9%	51.7%
% of FP17s for Band 1 Urgent Courses	26	626	4.2%	10.0%	9.7%	9.2%
% of FP17s Relating to Free Repair or Replacements	0	626	0.0%	0.6%	0.6%	0.7%
% of FP17s Relating to Continuations	12	626	1.9%	0.8%	0.7%	0.8%
% of Patients satisfied with the dentistry they have received	0	0	N/A	93.2%	93.6%	93.5%
% of Patients satisfied with the time they had to wait for an appointment	0	0	N/A	85.0%	86.3%	87.4%

* This is based on patients treated on this contract for their most recent course of treatment. Figures in italics indicate the base number of FP17s or Patient Questionnaire responses are less than 100. N/A is shown where the base number of responses is less than 10 during the period. % is calculated as Quantity/Base number*100

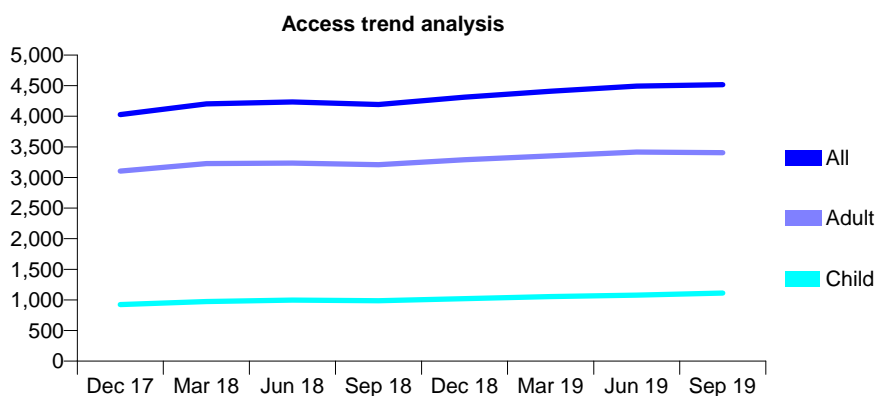
Q70 - Vital Signs At a Glance Contract Report for 179418/0001 - September 2019

Name or company name	Moonlight Dental Surgeries Ltd
Contract type name	GDS Contract
Purpose of contract	General
Contract start date	01/10/2008
Contract end date	

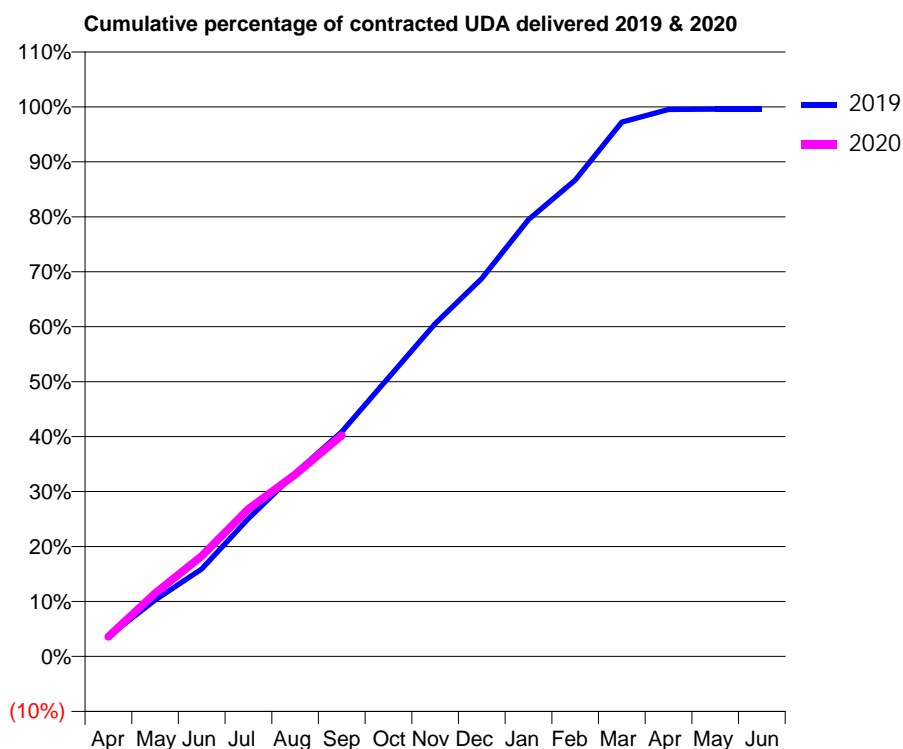
19/20 Contracted general activity (UDA)	14,000
Carry forward general activity (UDA)	55
19/20 Contracted orthodontic activity (UOA)	0
Carry forward orthodontic activity (UOA)	0
Baseline contract value	£358,205.80

ACCESS*

Patients seen in 24 months	Total	Change since previous quarter
Quarter ending September 2018	4,192	
Quarter ending December 2018	4,312	↑
Quarter ending March 2019	4,408	↑
Quarter ending June 2019	4,494	→
Quarter ending September 2019	4,517	→
Variance since September 2018	7.8%	↑



ACTIVITY



Month	2019	2020
April	475	504
May	1,335	1,609
June	2,069	2,560
July	3,259	3,759
August	4,333	4,637
September	5,316	5,635
October	6,596	
November	7,874	
December	8,940	
January	10,335	
February	11,267	
March	12,640	
April	12,939	
May	12,945	
June	12,945	

QUALITY

	Quantity	Base Number	Contract	AT	Region	England
% of FP17s for the same patient ID Re-attending within 3 months - Children	35	840	4.2%	9.3%	10.8%	11.5%
% of FP17s for the same patient ID Re-attending within 3 months - Adults	234	2,368	9.9%	13.7%	15.2%	15.4%
% of FP17s for the same patient ID Re-attending between 3 & 9 months - Children	517	840	61.5%	62.8%	62.2%	59.7%
% of FP17s for the same patient ID Re-attending between 3 & 9 months - Adults	1,495	2,368	63.1%	53.3%	52.9%	51.7%
% of FP17s for Band 1 Urgent Courses	242	3,066	7.9%	10.0%	9.7%	9.2%
% of FP17s Relating to Free Repair or Replacements	21	3,066	0.7%	0.6%	0.6%	0.7%
% of FP17s Relating to Continuations	2	3,066	0.1%	0.8%	0.7%	0.8%
% of Patients satisfied with the dentistry they have received	3	3	N/A	93.2%	93.6%	93.5%
% of Patients satisfied with the time they had to wait for an appointment	3	3	N/A	85.0%	86.3%	87.4%

* This is based on patients treated on this contract for their most recent course of treatment.

Figures in italics indicate the base number of FP17s or Patient Questionnaire responses are less than 100. N/A is shown where the base number of responses is less than 10 during the period. % is calculated as Quantity/Base number*100

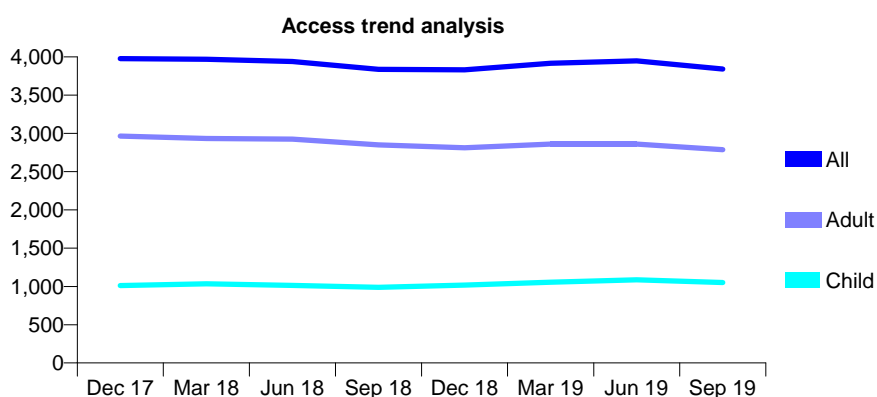
Q70 - Vital Signs At a Glance Contract Report for 179981/0001 - September 2019

Name or company name	Tolpuddle Dental Practice Ltd
Contract type name	GDS Contract
Purpose of contract	General
Contract start date	06/04/2007
Contract end date	

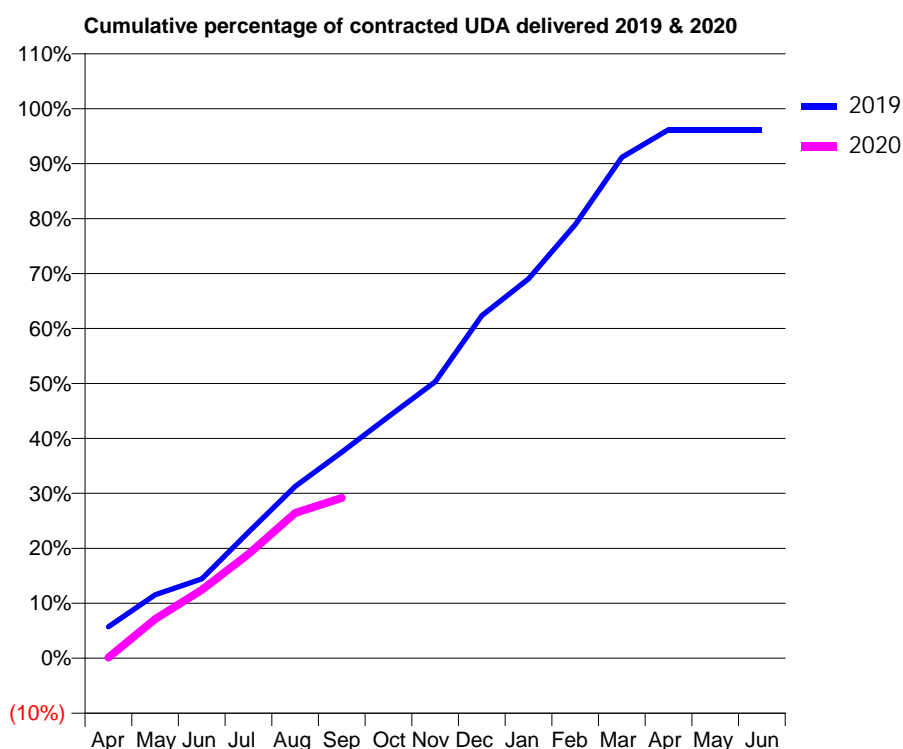
19/20 Contracted general activity (UDA)	13,500
Carry forward general activity (UDA)	514
19/20 Contracted orthodontic activity (UOA)	0
Carry forward orthodontic activity (UOA)	0
Baseline contract value	£350,597.43

ACCESS*

Patients seen in 24 months	Total	Change since previous quarter
Quarter ending September 2018	3,837	
Quarter ending December 2018	3,830	→
Quarter ending March 2019	3,917	↑
Quarter ending June 2019	3,948	→
Quarter ending September 2019	3,840	↓
Variance since September 2018	0.1%	→



ACTIVITY



Month	2019	2020
April	771	17
May	1,560	961
June	1,947	1,677
July	3,096	2,556
August	4,220	3,568
September	5,063	3,935
October	5,934	
November	6,792	
December	8,414	
January	9,318	
February	10,653	
March	12,303	
April	12,985	
May	12,985	
June	12,985	

QUALITY

	Quantity	Base Number	Contract	AT	Region	England
% of FP17s for the same patient ID Re-attending within 3 months - Children	66	741	8.9%	9.3%	10.8%	11.5%
% of FP17s for the same patient ID Re-attending within 3 months - Adults	185	1,740	10.6%	13.7%	15.2%	15.4%
% of FP17s for the same patient ID Re-attending between 3 & 9 months - Children	518	741	69.9%	62.8%	62.2%	59.7%
% of FP17s for the same patient ID Re-attending between 3 & 9 months - Adults	1,226	1,740	70.5%	53.3%	52.9%	51.7%
% of FP17s for Band 1 Urgent Courses	115	2,259	5.1%	10.0%	9.7%	9.2%
% of FP17s Relating to Free Repair or Replacements	22	2,259	1.0%	0.6%	0.6%	0.7%
% of FP17s Relating to Continuations	8	2,259	0.4%	0.8%	0.7%	0.8%
% of Patients satisfied with the dentistry they have received	0	0	N/A	93.2%	93.6%	93.5%
% of Patients satisfied with the time they had to wait for an appointment	0	0	N/A	85.0%	86.3%	87.4%

* This is based on patients treated on this contract for their most recent course of treatment.

Figures in italics indicate the base number of FP17s or Patient Questionnaire responses are less than 100. N/A is shown where the base number of responses is less than 10 during the period. % is calculated as Quantity/Base number*100

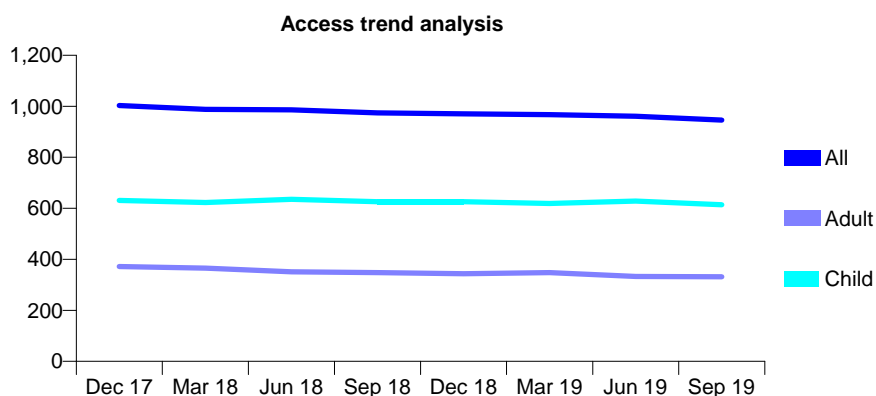
Q70 - Vital Signs At a Glance Contract Report for 180211/0001 - September 2019

Name or company name	Mr R Morgan
Contract type name	GDS Contract
Purpose of contract	General
Contract start date	01/04/2006
Contract end date	

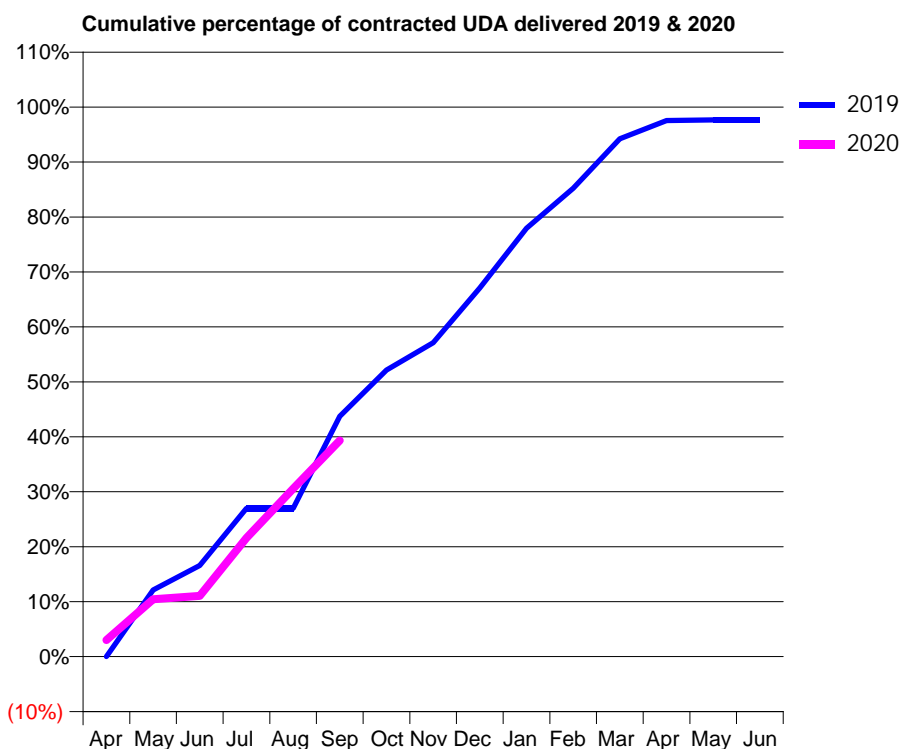
19/20 Contracted general activity (UDA)	2,150
Carry forward general activity (UDA)	50
19/20 Contracted orthodontic activity (UOA)	0
Carry forward orthodontic activity (UOA)	0
Baseline contract value	£49,371.52

ACCESS*

Patients seen in 24 months	Total	Change since previous quarter
Quarter ending September 2018	974	
Quarter ending December 2018	970	→
Quarter ending March 2019	967	→
Quarter ending June 2019	961	→
Quarter ending September 2019	946	↓
Variance since September 2018	(2.9%)	↓



ACTIVITY



Month	Adjusted Scheduled Activity (UDA)	
	2019	2020
April	0	65
May	261	225
June	356	238
July	580	464
August	580	657
September	940	846
October	1,121	
November	1,228	
December	1,443	
January	1,675	
February	1,832	
March	2,026	
April	2,097	
May	2,100	
June	2,100	

QUALITY

	Quantity	Base Number	Contract	AT	Region	England
% of FP17s for the same patient ID Re-attending within 3 months - Children	23	557	4.1%	9.3%	10.8%	11.5%
% of FP17s for the same patient ID Re-attending within 3 months - Adults	15	175	8.6%	13.7%	15.2%	15.4%
% of FP17s for the same patient ID Re-attending between 3 & 9 months - Children	404	557	72.5%	62.8%	62.2%	59.7%
% of FP17s for the same patient ID Re-attending between 3 & 9 months - Adults	104	175	59.4%	53.3%	52.9%	51.7%
% of FP17s for Band 1 Urgent Courses	18	683	2.6%	10.0%	9.7%	9.2%
% of FP17s Relating to Free Repair or Replacements	0	683	0.0%	0.6%	0.6%	0.7%
% of FP17s Relating to Continuations	0	683	0.0%	0.8%	0.7%	0.8%
% of Patients satisfied with the dentistry they have received	2	2	N/A	93.2%	93.6%	93.5%
% of Patients satisfied with the time they had to wait for an appointment	2	2	N/A	85.0%	86.3%	87.4%

* This is based on patients treated on this contract for their most recent course of treatment. Figures in italics indicate the base number of FP17s or Patient Questionnaire responses are less than 100. N/A is shown where the base number of responses is less than 10 during the period. % is calculated as Quantity/Base number*100

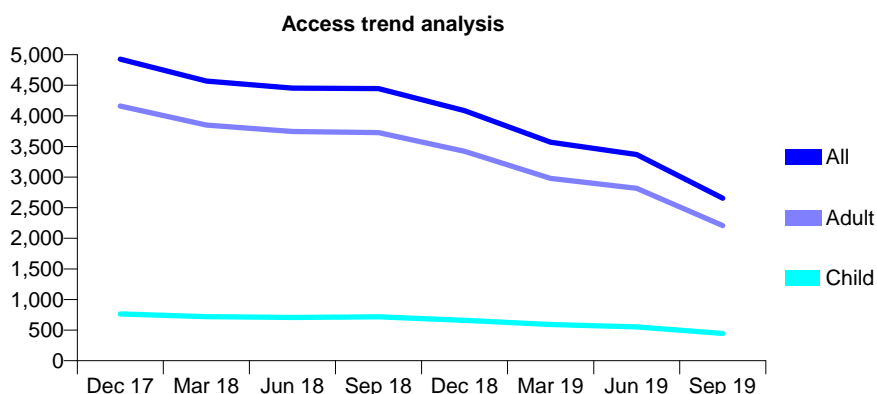
Q70 - Vital Signs At a Glance Contract Report for 180548/0001 - September 2019

Name or company name	West Hill Dental Clinic Ltd
Contract type name	GDS Contract
Purpose of contract	General
Contract start date	01/10/2008
Contract end date	27/06/2019

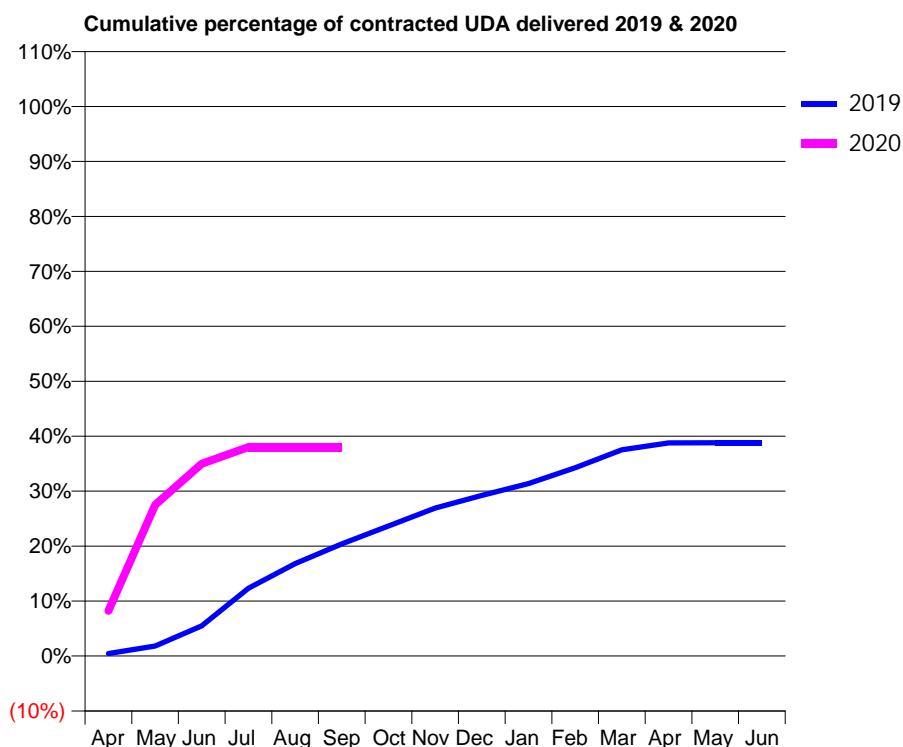
19/20 Contracted general activity (UDA)	5,256
Carry forward general activity (UDA)	0
19/20 Contracted orthodontic activity (UOA)	0
Carry forward orthodontic activity (UOA)	0
Baseline contract value	£121,371.14

ACCESS*

Patients seen in 24 months	Total	Change since previous quarter
Quarter ending September 2018	4,445	
Quarter ending December 2018	4,083	↓
Quarter ending March 2019	3,570	↓
Quarter ending June 2019	3,369	↓
Quarter ending September 2019	2,654	↓
Variance since September 2018	(40.3%)	↓



ACTIVITY



Month	Adjusted Scheduled Activity (UDA)	
	2019	2020
April	97	433
May	399	1,445
June	1,196	1,839
July	2,685	1,997
August	3,662	1,997
September	4,435	1,997
October	5,150	
November	5,854	
December	6,360	
January	6,825	
February	7,457	
March	8,162	
April	8,437	
May	8,443	
June	8,445	

QUALITY

	Quantity	Base Number	Contract	AT	Region	England
% of FP17s for the same patient ID Re-attending within 3 months - Children	7	170	4.1%	9.3%	10.8%	11.5%
% of FP17s for the same patient ID Re-attending within 3 months - Adults	110	832	13.2%	13.7%	15.2%	15.4%
% of FP17s for the same patient ID Re-attending between 3 & 9 months - Children	72	170	42.4%	62.8%	62.2%	59.7%
% of FP17s for the same patient ID Re-attending between 3 & 9 months - Adults	305	832	36.7%	53.3%	52.9%	51.7%
% of FP17s for Band 1 Urgent Courses	157	876	17.9%	10.0%	9.7%	9.2%
% of FP17s Relating to Free Repair or Replacements	3	876	0.3%	0.6%	0.6%	0.7%
% of FP17s Relating to Continuations	7	876	0.8%	0.8%	0.7%	0.8%
% of Patients satisfied with the dentistry they have received	1	1	N/A	93.2%	93.6%	93.5%
% of Patients satisfied with the time they had to wait for an appointment	1	1	N/A	85.0%	86.3%	87.4%

* This is based on patients treated on this contract for their most recent course of treatment. Figures in italics indicate the base number of FP17s or Patient Questionnaire responses are less than 100. N/A is shown where the base number of responses is less than 10 during the period. % is calculated as Quantity/Base number*100

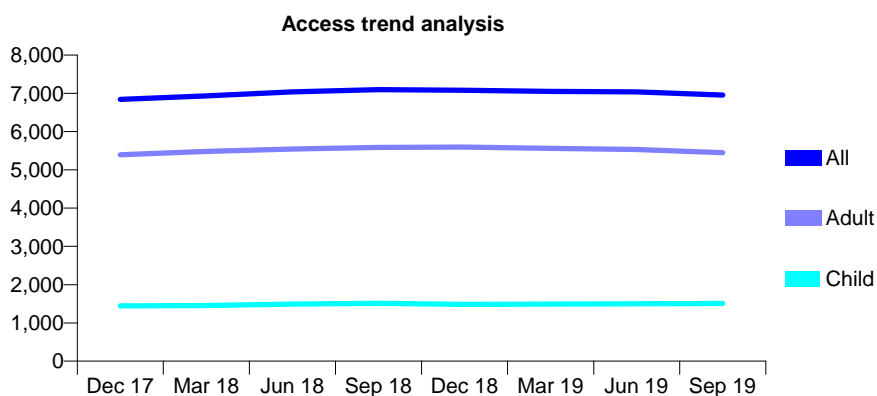
Q70 - Vital Signs At a Glance Contract Report for 181145/0001 - September 2019

Name or company name	Adelstone Dental Care Ltd
Contract type name	GDS Contract
Purpose of contract	General
Contract start date	01/04/2008
Contract end date	

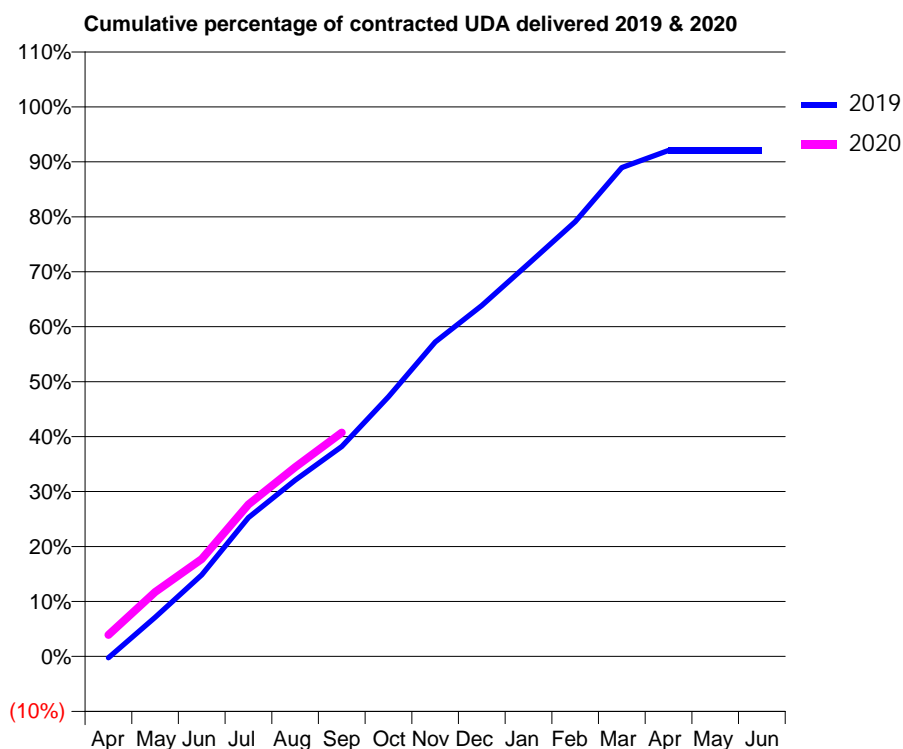
19/20 Contracted general activity (UDA)	19,600
Carry forward general activity (UDA)	0
19/20 Contracted orthodontic activity (UOA)	0
Carry forward orthodontic activity (UOA)	0
Baseline contract value	£566,364.37

ACCESS*

Patients seen in 24 months	Total	Change since previous quarter
Quarter ending September 2018	7,097	
Quarter ending December 2018	7,080	→
Quarter ending March 2019	7,051	→
Quarter ending June 2019	7,037	→
Quarter ending September 2019	6,955	↓
Variance since September 2018	(2.0%)	↓



ACTIVITY



Month	2019	2020
April	-48	768
May	1,394	2,298
June	2,910	3,477
July	4,952	5,420
August	6,283	6,750
September	7,489	7,984
October	9,265	
November	11,215	
December	12,514	
January	14,007	
February	15,507	
March	17,435	
April	18,047	
May	18,047	
June	18,047	

QUALITY

	Quantity	Base Number	Contract	AT	Region	England
% of FP17s for the same patient ID Re-attending within 3 months - Children	52	1,071	4.9%	9.3%	10.8%	11.5%
% of FP17s for the same patient ID Re-attending within 3 months - Adults	371	3,512	10.6%	13.7%	15.2%	15.4%
% of FP17s for the same patient ID Re-attending between 3 & 9 months - Children	676	1,071	63.1%	62.8%	62.2%	59.7%
% of FP17s for the same patient ID Re-attending between 3 & 9 months - Adults	2,080	3,512	59.2%	53.3%	52.9%	51.7%
% of FP17s for Band 1 Urgent Courses	219	4,274	5.1%	10.0%	9.7%	9.2%
% of FP17s Relating to Free Repair or Replacements	22	4,274	0.5%	0.6%	0.6%	0.7%
% of FP17s Relating to Continuations	50	4,274	1.2%	0.8%	0.7%	0.8%
% of Patients satisfied with the dentistry they have received	5	5	N/A	93.2%	93.6%	93.5%
% of Patients satisfied with the time they had to wait for an appointment	4	5	N/A	85.0%	86.3%	87.4%

* This is based on patients treated on this contract for their most recent course of treatment. Figures in italics indicate the base number of FP17s or Patient Questionnaire responses are less than 100. N/A is shown where the base number of responses is less than 10 during the period. % is calculated as Quantity/Base number*100

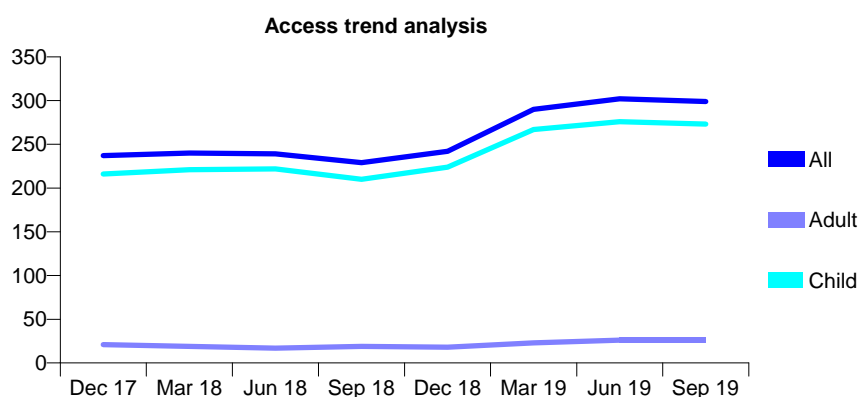
Q70 - Vital Signs At a Glance Contract Report for 182400/0001 - September 2019

Name or company name	MIELIE LTD
Contract type name	GDS Contract
Purpose of contract	General
Contract start date	01/02/2008
Contract end date	

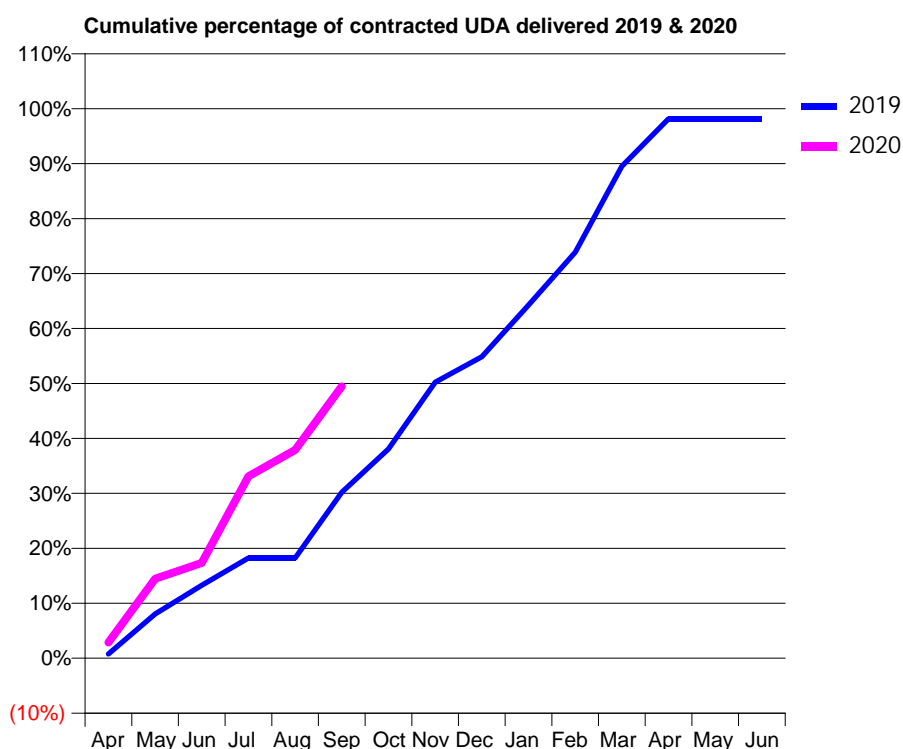
19/20 Contracted general activity (UDA)	520
Carry forward general activity (UDA)	9
19/20 Contracted orthodontic activity (UOA)	0
Carry forward orthodontic activity (UOA)	0
Baseline contract value	£12,966.08

ACCESS*

Patients seen in 24 months	Total	Change since previous quarter
Quarter ending September 2018	229	
Quarter ending December 2018	242	↑
Quarter ending March 2019	290	↑
Quarter ending June 2019	302	↑
Quarter ending September 2019	299	→
Variance since September 2018	30.6%	↑



ACTIVITY



Month	2019	2020
April	4	15
May	42	75
June	69	90
July	95	172
August	95	197
September	157	257
October	198	
November	261	
December	285	
January	334	
February	384	
March	465	
April	510	
May	510	
June	510	

QUALITY

	Quantity	Base Number	Contract	AT	Region	England
% of FP17s for the same patient ID Re-attending within 3 months - Children	18	219	8.2%	9.3%	10.8%	11.5%
% of FP17s for the same patient ID Re-attending within 3 months - Adults	0	9	0.0%	13.7%	15.2%	15.4%
% of FP17s for the same patient ID Re-attending between 3 & 9 months - Children	138	219	63.0%	62.8%	62.2%	59.7%
% of FP17s for the same patient ID Re-attending between 3 & 9 months - Adults	6	9	66.7%	53.3%	52.9%	51.7%
% of FP17s for Band 1 Urgent Courses	1	199	0.5%	10.0%	9.7%	9.2%
% of FP17s Relating to Free Repair or Replacements	0	199	0.0%	0.6%	0.6%	0.7%
% of FP17s Relating to Continuations	0	199	0.0%	0.8%	0.7%	0.8%
% of Patients satisfied with the dentistry they have received	0	0	N/A	93.2%	93.6%	93.5%
% of Patients satisfied with the time they had to wait for an appointment	0	0	N/A	85.0%	86.3%	87.4%

* This is based on patients treated on this contract for their most recent course of treatment.

Figures in italics indicate the base number of FP17s or Patient Questionnaire responses are less than 100. N/A is shown where the base number of responses is less than 10 during the period. % is calculated as Quantity/Base number*100

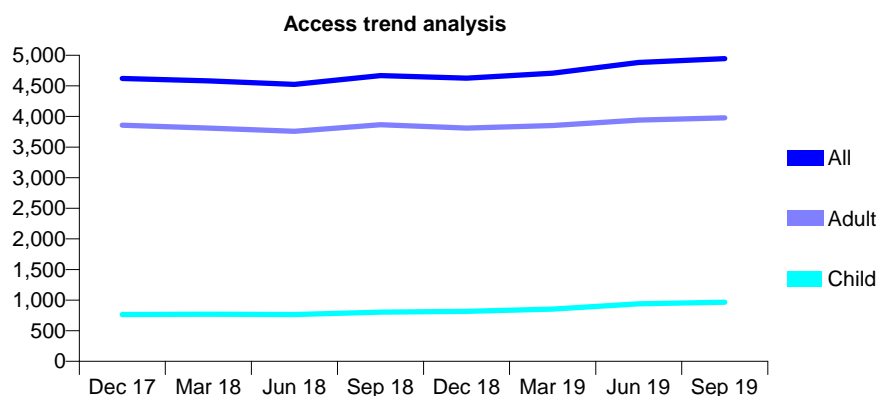
Q70 - Vital Signs At a Glance Contract Report for 183016/0001 - September 2019

Name or company name	The Dental Care Centre Partnership
Contract type name	GDS Contract
Purpose of contract	General
Contract start date	01/11/2013
Contract end date	

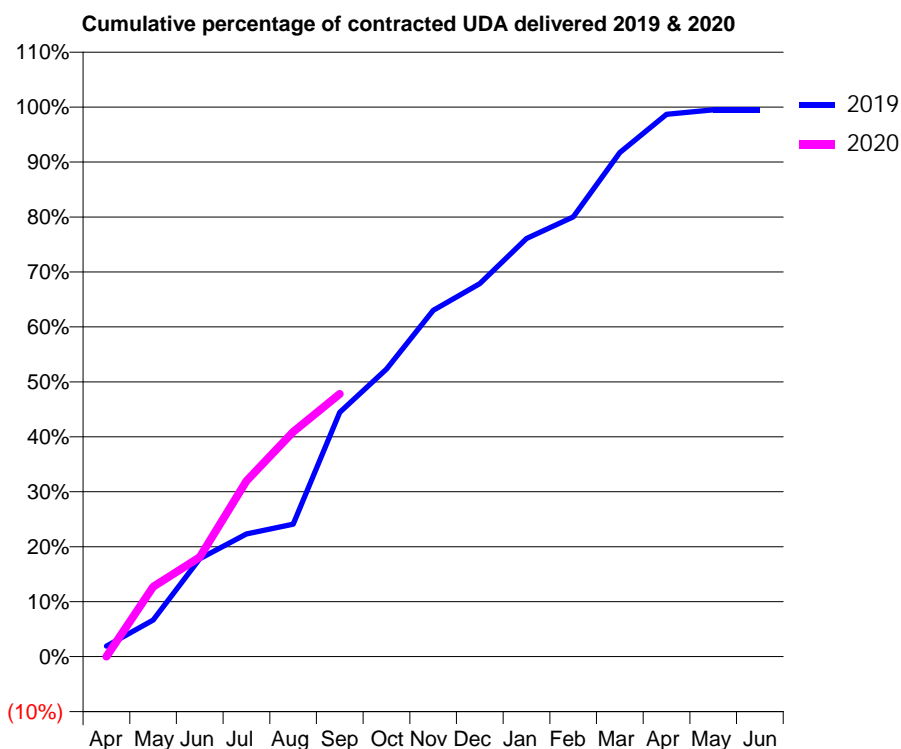
19/20 Contracted general activity (UDA)	15,102
Carry forward general activity (UDA)	0
19/20 Contracted orthodontic activity (UOA)	0
Carry forward orthodontic activity (UOA)	0
Baseline contract value	£363,513.96

ACCESS*

Patients seen in 24 months	Total	Change since previous quarter
Quarter ending September 2018	4,668	
Quarter ending December 2018	4,627	→
Quarter ending March 2019	4,706	→
Quarter ending June 2019	4,882	↑
Quarter ending September 2019	4,944	→
Variance since September 2018	5.9%	↑



ACTIVITY



Month	Adjusted Scheduled Activity (UDA)	
	2019	2020
April	289	0
May	1,007	1,920
June	2,688	2,734
July	3,374	4,828
August	3,642	6,176
September	6,714	7,220
October	7,899	
November	9,517	
December	10,250	
January	11,489	
February	12,083	
March	13,851	
April	14,905	
May	15,027	
June	15,029	

QUALITY

	Quantity	Base Number	Contract	AT	Region	England
% of FP17s for the same patient ID Re-attending within 3 months - Children	48	838	5.7%	9.3%	10.8%	11.5%
% of FP17s for the same patient ID Re-attending within 3 months - Adults	369	3,214	11.5%	13.7%	15.2%	15.4%
% of FP17s for the same patient ID Re-attending between 3 & 9 months - Children	494	838	58.9%	62.8%	62.2%	59.7%
% of FP17s for the same patient ID Re-attending between 3 & 9 months - Adults	1,717	3,214	53.4%	53.3%	52.9%	51.7%
% of FP17s for Band 1 Urgent Courses	248	3,597	6.9%	10.0%	9.7%	9.2%
% of FP17s Relating to Free Repair or Replacements	16	3,597	0.4%	0.6%	0.6%	0.7%
% of FP17s Relating to Continuations	23	3,597	0.6%	0.8%	0.7%	0.8%
% of Patients satisfied with the dentistry they have received	2	3	N/A	93.2%	93.6%	93.5%
% of Patients satisfied with the time they had to wait for an appointment	3	3	N/A	85.0%	86.3%	87.4%

* This is based on patients treated on this contract for their most recent course of treatment. Figures in italics indicate the base number of FP17s or Patient Questionnaire responses are less than 100. N/A is shown where the base number of responses is less than 10 during the period. % is calculated as Quantity/Base number*100

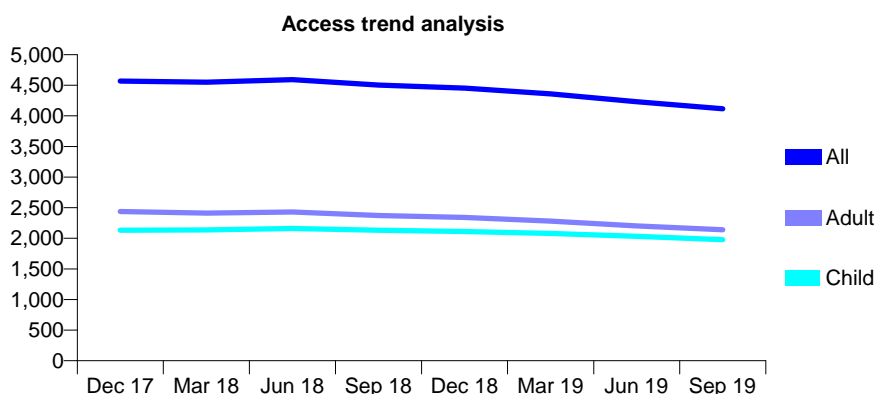
Q70 - Vital Signs At a Glance Contract Report for 183563/0001 - September 2019

Name or company name	Madeira Road Partnership
Contract type name	GDS Contract
Purpose of contract	General and Orthodontic
Contract start date	01/04/2006
Contract end date	

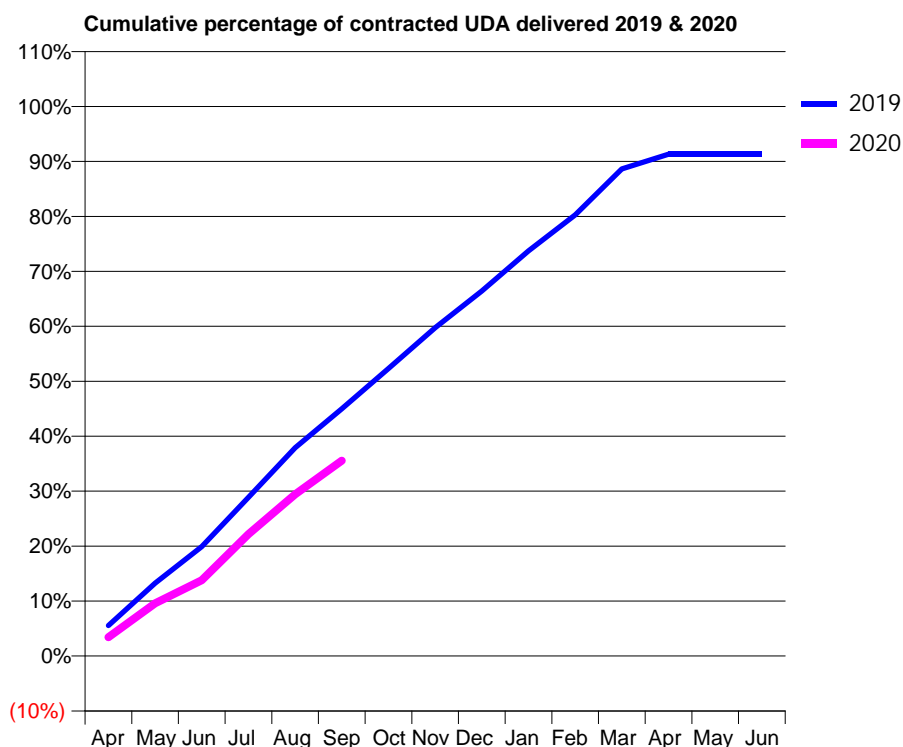
19/20 Contracted general activity (UDA)	11,520
Carry forward general activity (UDA)	0
19/20 Contracted orthodontic activity (UOA)	1,000
Carry forward orthodontic activity (UOA)	0
Baseline contract value	£352,578.75

ACCESS*

Patients seen in 24 months	Total	Change since previous quarter
Quarter ending September 2018	4,503	
Quarter ending December 2018	4,455	↓
Quarter ending March 2019	4,361	↓
Quarter ending June 2019	4,233	↓
Quarter ending September 2019	4,117	↓
Variance since September 2018	(8.6%)	↓



ACTIVITY



Month	Adjusted Scheduled Activity (UDA)	
	2019	2020
April	640	395
May	1,527	1,107
June	2,293	1,588
July	3,325	2,555
August	4,366	3,389
September	5,181	4,094
October	6,029	
November	6,882	
December	7,649	
January	8,495	
February	9,247	
March	10,211	
April	10,517	
May	10,519	
June	10,517	

QUALITY

	Quantity	Base Number	Contract	AT	Region	England
% of FP17s for the same patient ID Re-attending within 3 months - Children	207	1,730	12.0%	9.3%	10.8%	11.5%
% of FP17s for the same patient ID Re-attending within 3 months - Adults	215	1,401	15.3%	13.7%	15.2%	15.4%
% of FP17s for the same patient ID Re-attending between 3 & 9 months - Children	1,138	1,730	65.8%	62.8%	62.2%	59.7%
% of FP17s for the same patient ID Re-attending between 3 & 9 months - Adults	828	1,401	59.1%	53.3%	52.9%	51.7%
% of FP17s for Band 1 Urgent Courses	173	2,621	6.6%	10.0%	9.7%	9.2%
% of FP17s Relating to Free Repair or Replacements	11	2,621	0.4%	0.6%	0.6%	0.7%
% of FP17s Relating to Continuations	8	2,621	0.3%	0.8%	0.7%	0.8%
% of Patients satisfied with the dentistry they have received	1	1	N/A	93.2%	93.6%	93.5%
% of Patients satisfied with the time they had to wait for an appointment	0	1	N/A	85.0%	86.3%	87.4%

* This is based on patients treated on this contract for their most recent course of treatment. Figures in italics indicate the base number of FP17s or Patient Questionnaire responses are less than 100. N/A is shown where the base number of responses is less than 10 during the period. % is calculated as Quantity/Base number*100

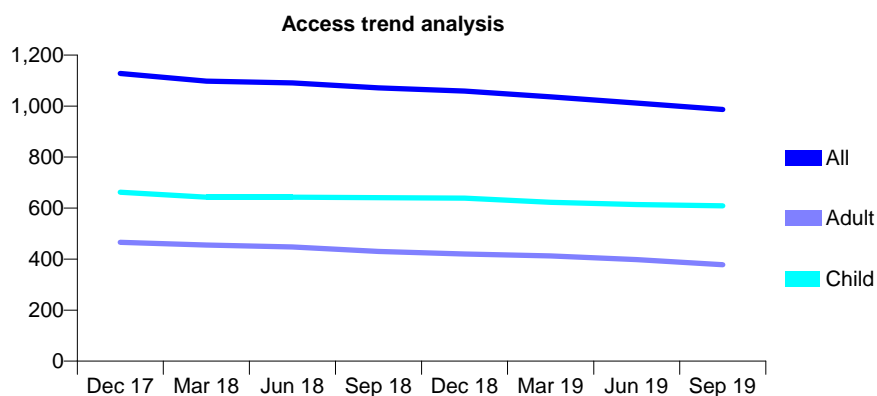
Q70 - Vital Signs At a Glance Contract Report for 183814/0001 - September 2019

Name or company name	St Francis Practice Ltd
Contract type name	GDS Contract
Purpose of contract	General
Contract start date	01/09/2007
Contract end date	

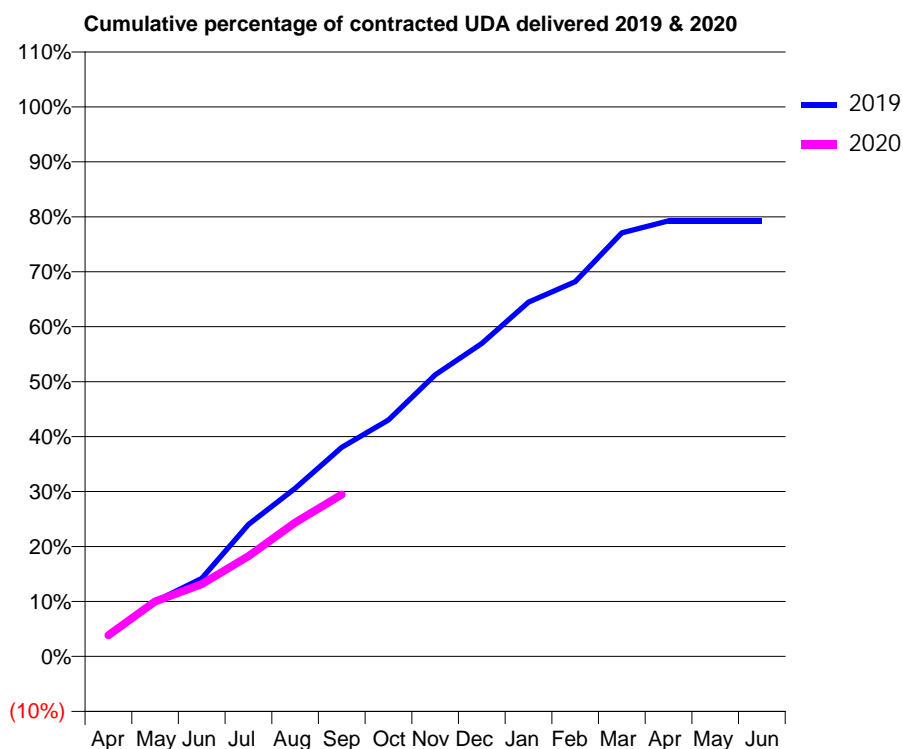
19/20 Contracted general activity (UDA)	3,000
Carry forward general activity (UDA)	0
19/20 Contracted orthodontic activity (UOA)	0
Carry forward orthodontic activity (UOA)	0
Baseline contract value	£72,339.95

ACCESS*

Patients seen in 24 months	Total	Change since previous quarter
Quarter ending September 2018	1,071	
Quarter ending December 2018	1,059	↓
Quarter ending March 2019	1,036	↓
Quarter ending June 2019	1,012	↓
Quarter ending September 2019	987	↓
Variance since September 2018	(7.8%)	↓



ACTIVITY



Month	2019	2020
April	116	116
May	300	301
June	426	394
July	720	548
August	917	731
September	1,141	883
October	1,291	
November	1,537	
December	1,709	
January	1,934	
February	2,046	
March	2,312	
April	2,378	
May	2,378	
June	2,378	

QUALITY

	Quantity	Base Number	Contract	AT	Region	England
% of FP17s for the same patient ID Re-attending within 3 months - Children	23	435	5.3%	9.3%	10.8%	11.5%
% of FP17s for the same patient ID Re-attending within 3 months - Adults	32	241	13.3%	13.7%	15.2%	15.4%
% of FP17s for the same patient ID Re-attending between 3 & 9 months - Children	268	435	61.6%	62.8%	62.2%	59.7%
% of FP17s for the same patient ID Re-attending between 3 & 9 months - Adults	137	241	56.8%	53.3%	52.9%	51.7%
% of FP17s for Band 1 Urgent Courses	42	631	6.7%	10.0%	9.7%	9.2%
% of FP17s Relating to Free Repair or Replacements	2	631	0.3%	0.6%	0.6%	0.7%
% of FP17s Relating to Continuations	0	631	0.0%	0.8%	0.7%	0.8%
% of Patients satisfied with the dentistry they have received	1	1	N/A	93.2%	93.6%	93.5%
% of Patients satisfied with the time they had to wait for an appointment	1	1	N/A	85.0%	86.3%	87.4%

* This is based on patients treated on this contract for their most recent course of treatment. Figures in italics indicate the base number of FP17s or Patient Questionnaire responses are less than 100. N/A is shown where the base number of responses is less than 10 during the period. % is calculated as Quantity/Base number*100

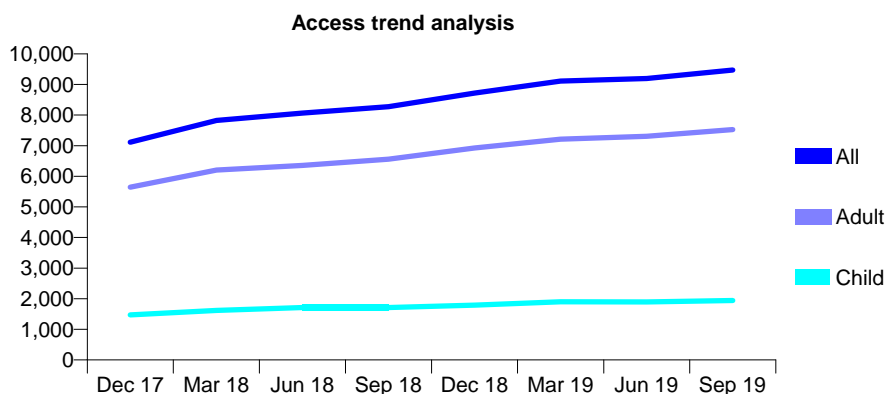
Q70 - Vital Signs At a Glance Contract Report for 185353/0001 - September 2019

Name or company name	Jonathan Mynors-Wallis, Jayne Mynors-Wa
Contract type name	GDS Contract
Purpose of contract	General
Contract start date	01/04/2016
Contract end date	

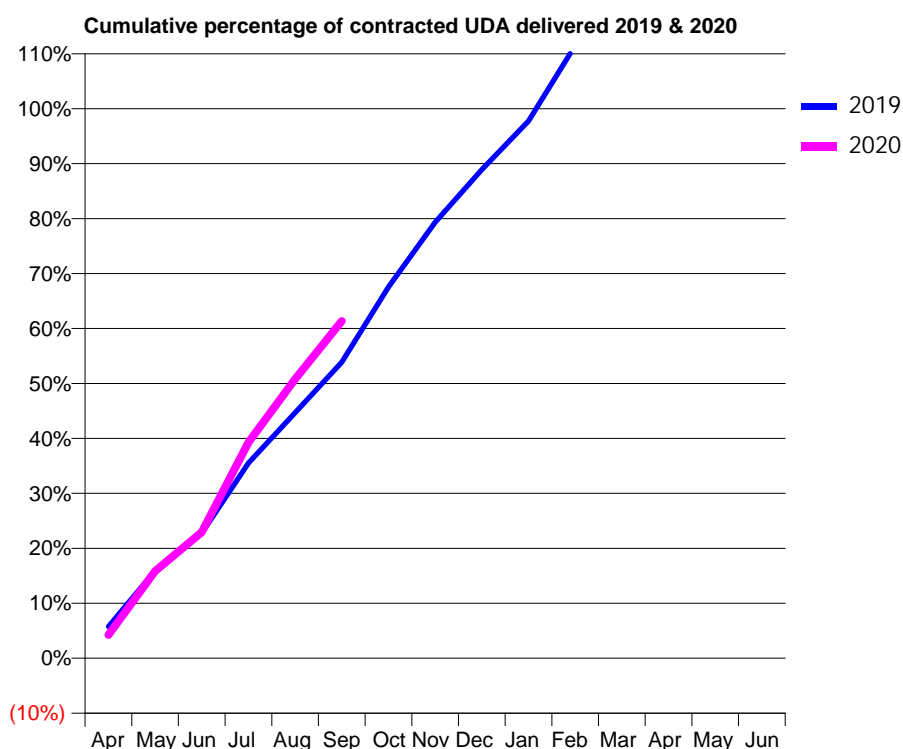
19/20 Contracted general activity (UDA)	20,108
Carry forward general activity (UDA)	0
19/20 Contracted orthodontic activity (UOA)	0
Carry forward orthodontic activity (UOA)	0
Baseline contract value	£614,366.31

ACCESS*

Patients seen in 24 months	Total	Change since previous quarter
Quarter ending September 2018	8,271	
Quarter ending December 2018	8,715	↑
Quarter ending March 2019	9,115	↑
Quarter ending June 2019	9,195	→
Quarter ending September 2019	9,470	↑
Variance since September 2018	14.5%	↑



ACTIVITY



Month	2019	2020
April	1,157	852
May	3,209	3,188
June	4,582	4,613
July	7,143	7,897
August	8,986	10,216
September	10,833	12,334
October	13,583	
November	15,956	
December	17,875	
January	19,659	
February	22,416	
March	24,566	
April	25,476	
May	25,467	
June	25,482	

QUALITY

	Quantity	Base Number	Contract	AT	Region	England
% of FP17s for the same patient ID Re-attending within 3 months - Children	84	1,659	5.1%	9.3%	10.8%	11.5%
% of FP17s for the same patient ID Re-attending within 3 months - Adults	604	5,486	11.0%	13.7%	15.2%	15.4%
% of FP17s for the same patient ID Re-attending between 3 & 9 months - Children	1,066	1,659	64.3%	62.8%	62.2%	59.7%
% of FP17s for the same patient ID Re-attending between 3 & 9 months - Adults	2,620	5,486	47.8%	53.3%	52.9%	51.7%
% of FP17s for Band 1 Urgent Courses	442	6,652	6.6%	10.0%	9.7%	9.2%
% of FP17s Relating to Free Repair or Replacements	102	6,652	1.5%	0.6%	0.6%	0.7%
% of FP17s Relating to Continuations	94	6,652	1.4%	0.8%	0.7%	0.8%
% of Patients satisfied with the dentistry they have received	4	4	N/A	93.2%	93.6%	93.5%
% of Patients satisfied with the time they had to wait for an appointment	4	4	N/A	85.0%	86.3%	87.4%

* This is based on patients treated on this contract for their most recent course of treatment.

Figures in italics indicate the base number of FP17s or Patient Questionnaire responses are less than 100. N/A is shown where the base number of responses is less than 10 during the period. % is calculated as Quantity/Base number*100

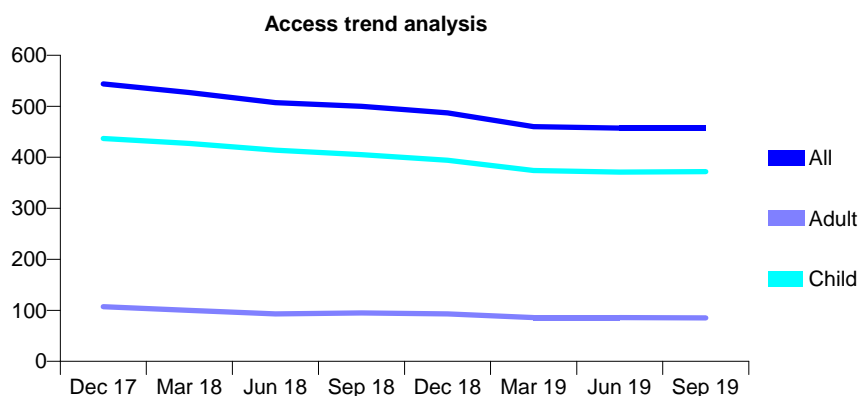
Q70 - Vital Signs At a Glance Contract Report for 185485/0001 - September 2019

Name or company name	Mr A M Setchell
Contract type name	GDS Contract
Purpose of contract	General
Contract start date	01/04/2012
Contract end date	

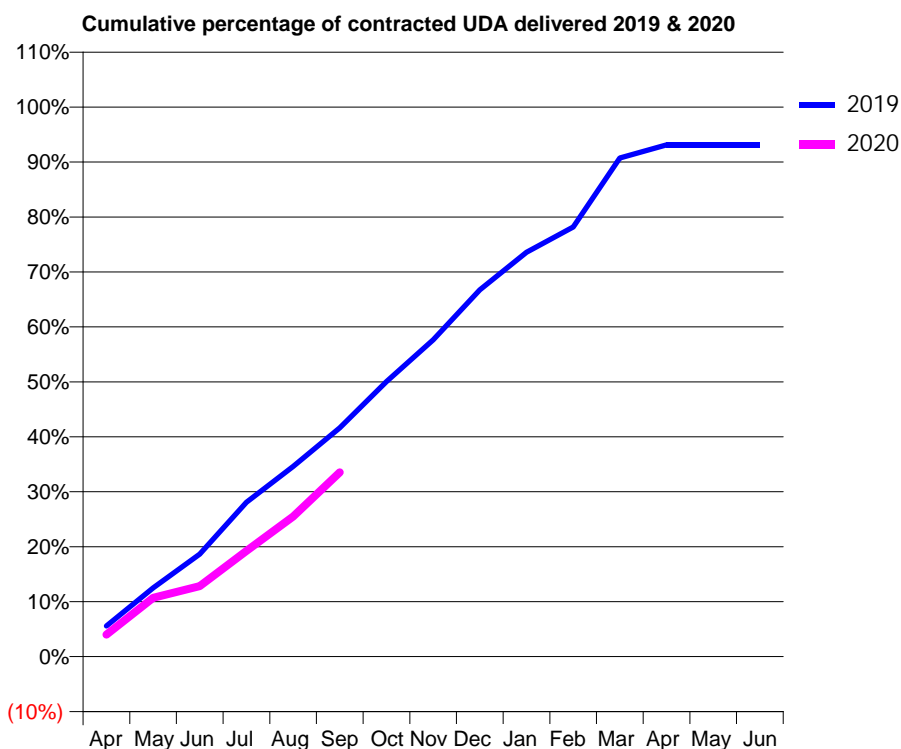
19/20 Contracted general activity (UDA)	1,000
Carry forward general activity (UDA)	0
19/20 Contracted orthodontic activity (UOA)	0
Carry forward orthodontic activity (UOA)	0
Baseline contract value	£24,273.45

ACCESS*

Patients seen in 24 months	Total	Change since previous quarter
Quarter ending September 2018	500	
Quarter ending December 2018	487	↓
Quarter ending March 2019	460	↓
Quarter ending June 2019	457	→
Quarter ending September 2019	457	→
Variance since September 2018	(8.6%)	↓



ACTIVITY



Month	Adjusted Scheduled Activity (UDA)	
	2019	2020
April	56	40
May	125	107
June	186	128
July	281	192
August	346	255
September	416	335
October	500	
November	576	
December	667	
January	736	
February	782	
March	907	
April	931	
May	931	
June	931	

QUALITY

	Quantity	Base Number	Contract	AT	Region	England
% of FP17s for the same patient ID Re-attending within 3 months - Children	11	235	4.7%	9.3%	10.8%	11.5%
% of FP17s for the same patient ID Re-attending within 3 months - Adults	4	30	13.3%	13.7%	15.2%	15.4%
% of FP17s for the same patient ID Re-attending between 3 & 9 months - Children	140	235	59.6%	62.8%	62.2%	59.7%
% of FP17s for the same patient ID Re-attending between 3 & 9 months - Adults	15	30	50.0%	53.3%	52.9%	51.7%
% of FP17s for Band 1 Urgent Courses	6	251	2.4%	10.0%	9.7%	9.2%
% of FP17s Relating to Free Repair or Replacements	0	251	0.0%	0.6%	0.6%	0.7%
% of FP17s Relating to Continuations	0	251	0.0%	0.8%	0.7%	0.8%
% of Patients satisfied with the dentistry they have received	0	0	N/A	93.2%	93.6%	93.5%
% of Patients satisfied with the time they had to wait for an appointment	0	0	N/A	85.0%	86.3%	87.4%

* This is based on patients treated on this contract for their most recent course of treatment. Figures in italics indicate the base number of FP17s or Patient Questionnaire responses are less than 100. N/A is shown where the base number of responses is less than 10 during the period. % is calculated as Quantity/Base number*100

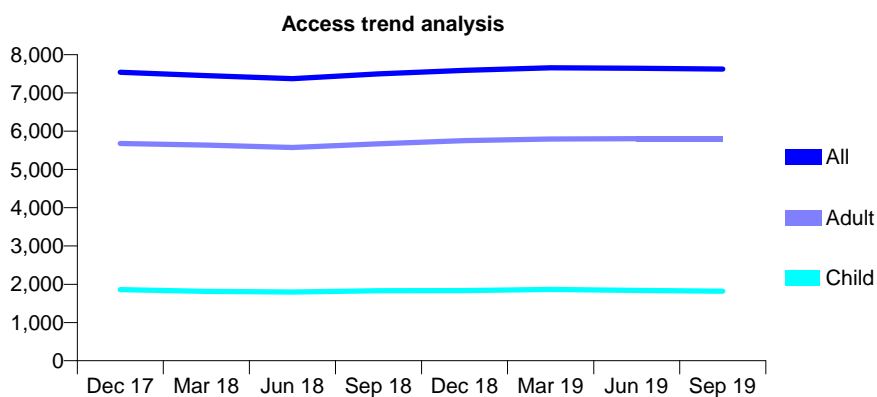
Q70 - Vital Signs At a Glance Contract Report for 185523/0001 - September 2019

Name or company name	Gull Coppice Dental Practice Partnership
Contract type name	GDS Contract
Purpose of contract	General
Contract start date	01/05/2015
Contract end date	

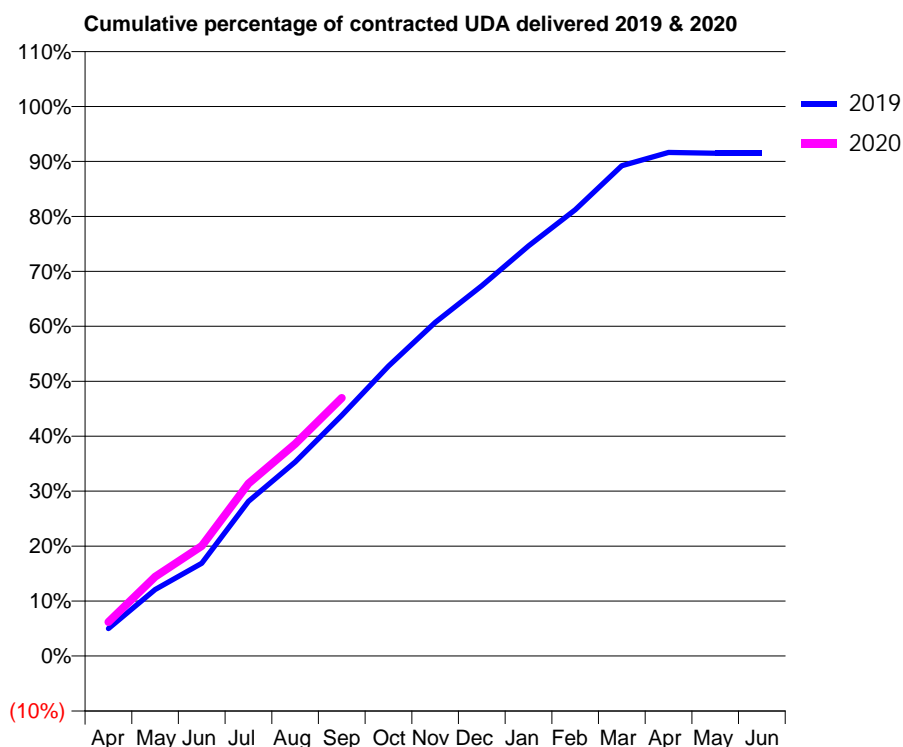
19/20 Contracted general activity (UDA)	21,300
Carry forward general activity (UDA)	0
19/20 Contracted orthodontic activity (UOA)	0
Carry forward orthodontic activity (UOA)	0
Baseline contract value	£570,701.07

ACCESS*

Patients seen in 24 months	Total	Change since previous quarter
Quarter ending September 2018	7,497	
Quarter ending December 2018	7,590	→
Quarter ending March 2019	7,658	→
Quarter ending June 2019	7,645	→
Quarter ending September 2019	7,626	→
Variance since September 2018	1.7%	→



ACTIVITY



Month	Adjusted Scheduled Activity (UDA)	
	2019	2020
April	1,062	1,320
May	2,574	3,071
June	3,593	4,265
July	5,995	6,687
August	7,523	8,221
September	9,328	10,005
October	11,242	
November	12,930	
December	14,349	
January	15,898	
February	17,297	
March	19,003	
April	19,522	
May	19,491	
June	19,487	

QUALITY

	Quantity	Base Number	Contract	AT	Region	England
% of FP17s for the same patient ID Re-attending within 3 months - Children	48	1,304	3.7%	9.3%	10.8%	11.5%
% of FP17s for the same patient ID Re-attending within 3 months - Adults	218	3,822	5.7%	13.7%	15.2%	15.4%
% of FP17s for the same patient ID Re-attending between 3 & 9 months - Children	471	1,304	36.1%	62.8%	62.2%	59.7%
% of FP17s for the same patient ID Re-attending between 3 & 9 months - Adults	1,481	3,822	38.7%	53.3%	52.9%	51.7%
% of FP17s for Band 1 Urgent Courses	112	4,882	2.3%	10.0%	9.7%	9.2%
% of FP17s Relating to Free Repair or Replacements	39	4,882	0.8%	0.6%	0.6%	0.7%
% of FP17s Relating to Continuations	60	4,882	1.2%	0.8%	0.7%	0.8%
% of Patients satisfied with the dentistry they have received	2	2	N/A	93.2%	93.6%	93.5%
% of Patients satisfied with the time they had to wait for an appointment	1	2	N/A	85.0%	86.3%	87.4%

* This is based on patients treated on this contract for their most recent course of treatment. Figures in italics indicate the base number of FP17s or Patient Questionnaire responses are less than 100. N/A is shown where the base number of responses is less than 10 during the period. % is calculated as Quantity/Base number*100

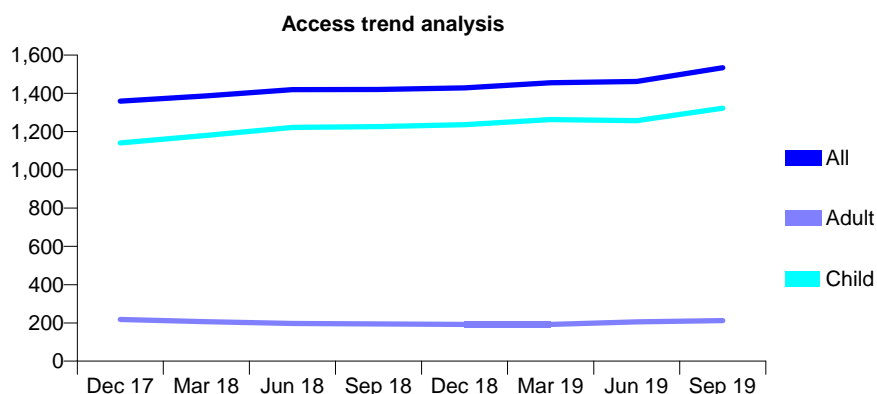
Q70 - Vital Signs At a Glance Contract Report for 186406/0001 - September 2019

Name or company name	Clear Dentistry
Contract type name	GDS Contract
Purpose of contract	General
Contract start date	04/01/2016
Contract end date	

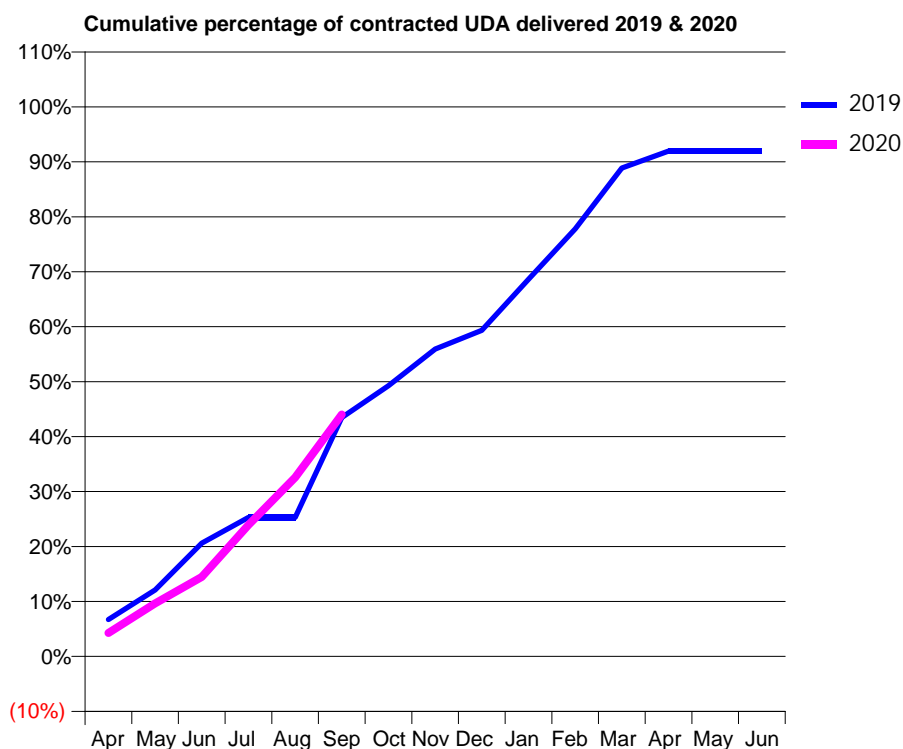
19/20 Contracted general activity (UDA)	3,800
Carry forward general activity (UDA)	0
19/20 Contracted orthodontic activity (UOA)	0
Carry forward orthodontic activity (UOA)	0
Baseline contract value	£85,100.30

ACCESS*

Patients seen in 24 months	Total	Change since previous quarter
Quarter ending September 2018	1,420	
Quarter ending December 2018	1,428	→
Quarter ending March 2019	1,455	→
Quarter ending June 2019	1,462	→
Quarter ending September 2019	1,534	↑
Variance since September 2018	8.0%	↑



ACTIVITY



Month	2019	2020
April	255	162
May	460	368
June	784	549
July	961	909
August	961	1,238
September	1,652	1,673
October	1,871	
November	2,125	
December	2,255	
January	2,607	
February	2,956	
March	3,376	
April	3,495	
May	3,495	
June	3,495	

QUALITY

	Quantity	Base Number	Contract	AT	Region	England
% of FP17s for the same patient ID Re-attending within 3 months - Children	45	1,104	4.1%	9.3%	10.8%	11.5%
% of FP17s for the same patient ID Re-attending within 3 months - Adults	8	94	8.5%	13.7%	15.2%	15.4%
% of FP17s for the same patient ID Re-attending between 3 & 9 months - Children	743	1,104	67.3%	62.8%	62.2%	59.7%
% of FP17s for the same patient ID Re-attending between 3 & 9 months - Adults	67	94	71.3%	53.3%	52.9%	51.7%
% of FP17s for Band 1 Urgent Courses	13	1,123	1.2%	10.0%	9.7%	9.2%
% of FP17s Relating to Free Repair or Replacements	0	1,123	0.0%	0.6%	0.6%	0.7%
% of FP17s Relating to Continuations	0	1,123	0.0%	0.8%	0.7%	0.8%
% of Patients satisfied with the dentistry they have received	0	0	N/A	93.2%	93.6%	93.5%
% of Patients satisfied with the time they had to wait for an appointment	0	0	N/A	85.0%	86.3%	87.4%

* This is based on patients treated on this contract for their most recent course of treatment. Figures in italics indicate the base number of FP17s or Patient Questionnaire responses are less than 100. N/A is shown where the base number of responses is less than 10 during the period. % is calculated as Quantity/Base number*100

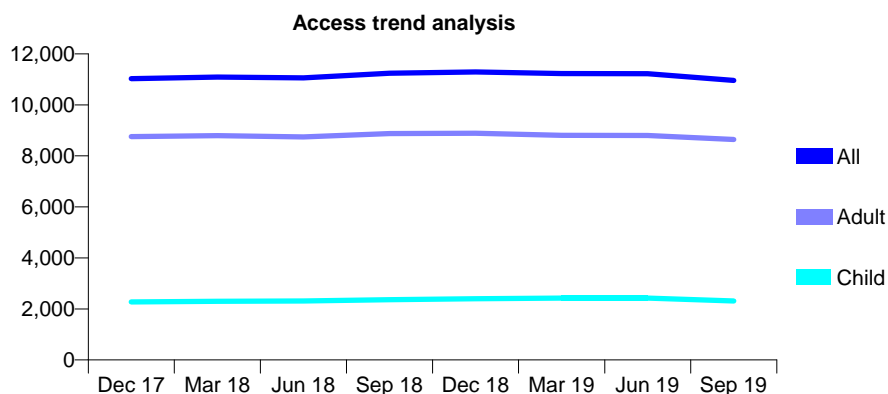
Q70 - Vital Signs At a Glance Contract Report for 186511/0001 - September 2019

Name or company name	Iosis Clinic Ltd
Contract type name	GDS Contract
Purpose of contract	General
Contract start date	06/09/2010
Contract end date	

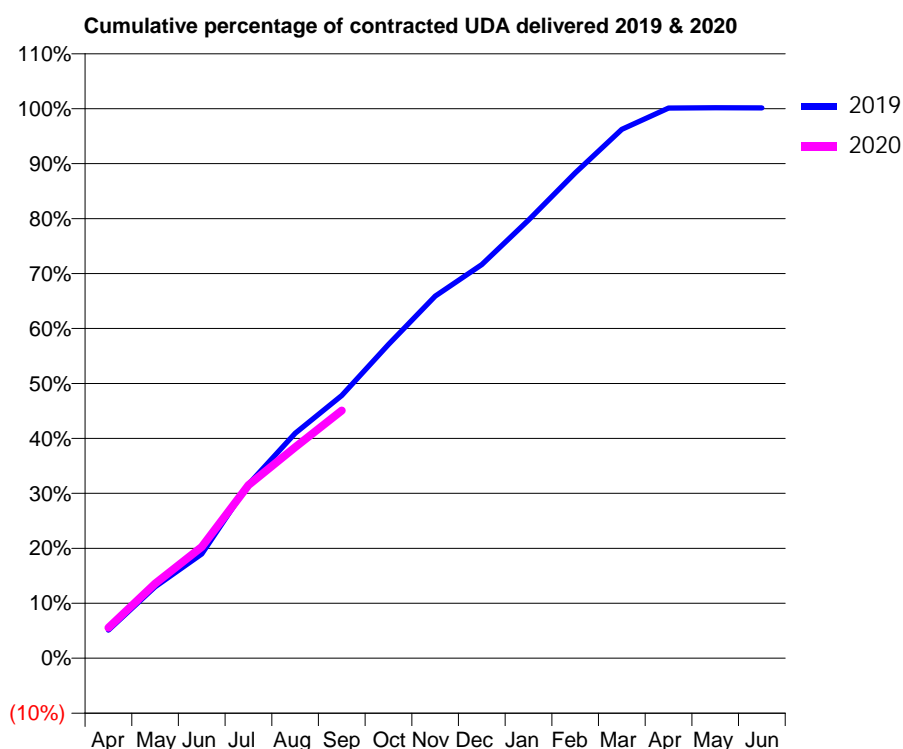
19/20 Contracted general activity (UDA)	25,000
Carry forward general activity (UDA)	0
19/20 Contracted orthodontic activity (UOA)	0
Carry forward orthodontic activity (UOA)	0
Baseline contract value	£1,156,816.17

ACCESS*

Patients seen in 24 months	Total	Change since previous quarter
Quarter ending September 2018	11,240	
Quarter ending December 2018	11,289	→
Quarter ending March 2019	11,231	→
Quarter ending June 2019	11,224	→
Quarter ending September 2019	10,956	↓
Variance since September 2018	(2.5%)	↓



ACTIVITY



Month	2019	2020
April	1,278	1,385
May	3,254	3,399
June	4,742	5,061
July	7,908	7,873
August	10,231	9,603
September	11,949	11,271
October	14,275	
November	16,474	
December	17,904	
January	19,934	
February	22,080	
March	24,058	
April	25,027	
May	25,042	
June	25,036	

QUALITY

	Quantity	Base Number	Contract	AT	Region	England
% of FP17s for the same patient ID Re-attending within 3 months - Children	131	1,668	7.9%	9.3%	10.8%	11.5%
% of FP17s for the same patient ID Re-attending within 3 months - Adults	750	5,205	14.4%	13.7%	15.2%	15.4%
% of FP17s for the same patient ID Re-attending between 3 & 9 months - Children	1,019	1,668	61.1%	62.8%	62.2%	59.7%
% of FP17s for the same patient ID Re-attending between 3 & 9 months - Adults	2,346	5,205	45.1%	53.3%	52.9%	51.7%
% of FP17s for Band 1 Urgent Courses	1,052	6,342	16.6%	10.0%	9.7%	9.2%
% of FP17s Relating to Free Repair or Replacements	26	6,342	0.4%	0.6%	0.6%	0.7%
% of FP17s Relating to Continuations	48	6,342	0.8%	0.8%	0.7%	0.8%
% of Patients satisfied with the dentistry they have received	3	3	N/A	93.2%	93.6%	93.5%
% of Patients satisfied with the time they had to wait for an appointment	3	3	N/A	85.0%	86.3%	87.4%

* This is based on patients treated on this contract for their most recent course of treatment.

Figures in italics indicate the base number of FP17s or Patient Questionnaire responses are less than 100. N/A is shown where the base number of responses is less than 10 during the period. % is calculated as Quantity/Base number*100

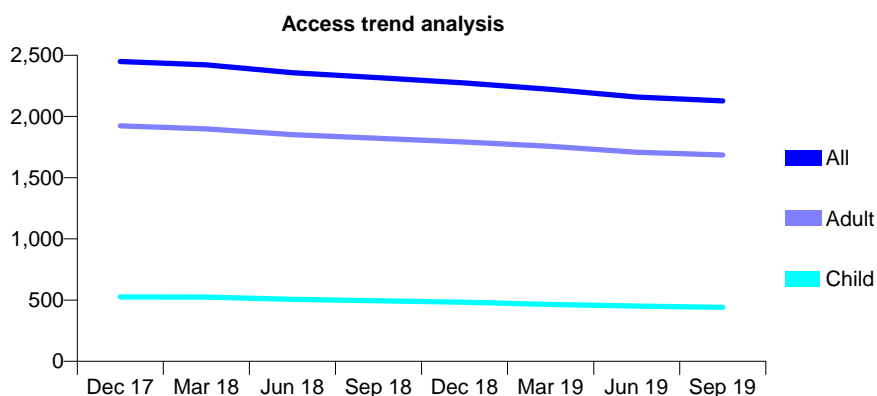
Q70 - Vital Signs At a Glance Contract Report for 187291/0001 - September 2019

Name or company name	Karami & Motamedi
Contract type name	GDS Contract
Purpose of contract	General
Contract start date	01/02/2014
Contract end date	

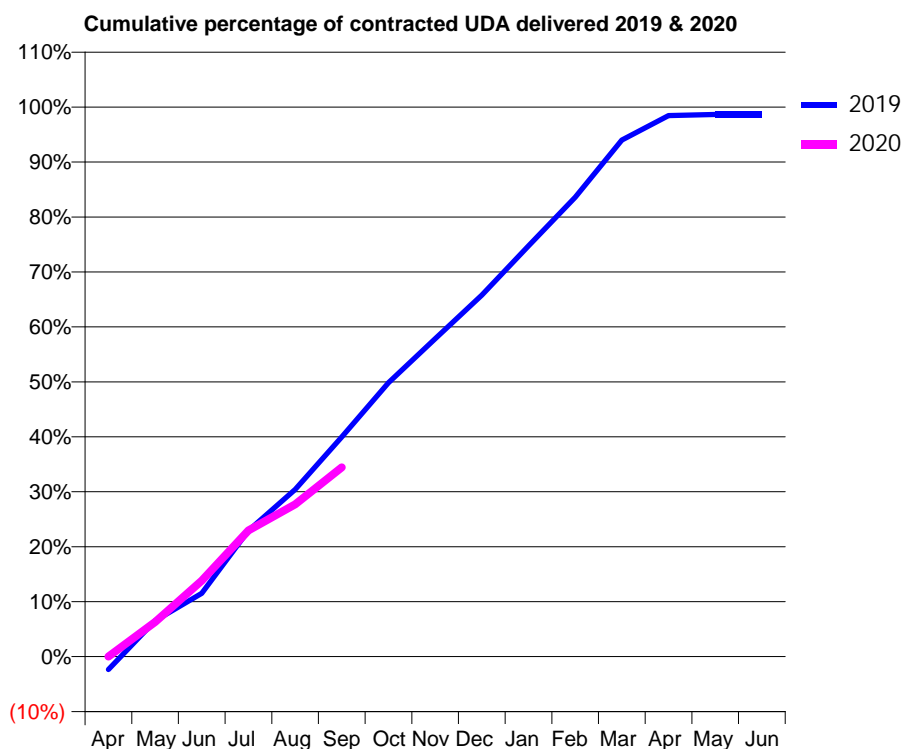
19/20 Contracted general activity (UDA)	5,500
Carry forward general activity (UDA)	73
19/20 Contracted orthodontic activity (UOA)	0
Carry forward orthodontic activity (UOA)	0
Baseline contract value	£126,421.97

ACCESS*

Patients seen in 24 months	Total	Change since previous quarter
Quarter ending September 2018	2,317	
Quarter ending December 2018	2,274	↓
Quarter ending March 2019	2,222	↓
Quarter ending June 2019	2,159	↓
Quarter ending September 2019	2,128	↓
Variance since September 2018	(8.2%)	↓



ACTIVITY



Month	Adjusted Scheduled Activity (UDA)	
	2019	2020
April	-130	0
May	360	348
June	633	760
July	1,261	1,264
August	1,673	1,523
September	2,199	1,895
October	2,741	
November	3,182	
December	3,618	
January	4,111	
February	4,597	
March	5,170	
April	5,414	
May	5,426	
June	5,426	

QUALITY

	Quantity	Base Number	Contract	AT	Region	England
% of FP17s for the same patient ID Re-attending within 3 months - Children	21	277	7.6%	9.3%	10.8%	11.5%
% of FP17s for the same patient ID Re-attending within 3 months - Adults	139	1,018	13.7%	13.7%	15.2%	15.4%
% of FP17s for the same patient ID Re-attending between 3 & 9 months - Children	87	277	31.4%	62.8%	62.2%	59.7%
% of FP17s for the same patient ID Re-attending between 3 & 9 months - Adults	401	1,018	39.4%	53.3%	52.9%	51.7%
% of FP17s for Band 1 Urgent Courses	130	1,160	11.2%	10.0%	9.7%	9.2%
% of FP17s Relating to Free Repair or Replacements	1	1,160	0.1%	0.6%	0.6%	0.7%
% of FP17s Relating to Continuations	7	1,160	0.6%	0.8%	0.7%	0.8%
% of Patients satisfied with the dentistry they have received	0	0	N/A	93.2%	93.6%	93.5%
% of Patients satisfied with the time they had to wait for an appointment	0	0	N/A	85.0%	86.3%	87.4%

* This is based on patients treated on this contract for their most recent course of treatment. Figures in italics indicate the base number of FP17s or Patient Questionnaire responses are less than 100. N/A is shown where the base number of responses is less than 10 during the period. % is calculated as Quantity/Base number*100

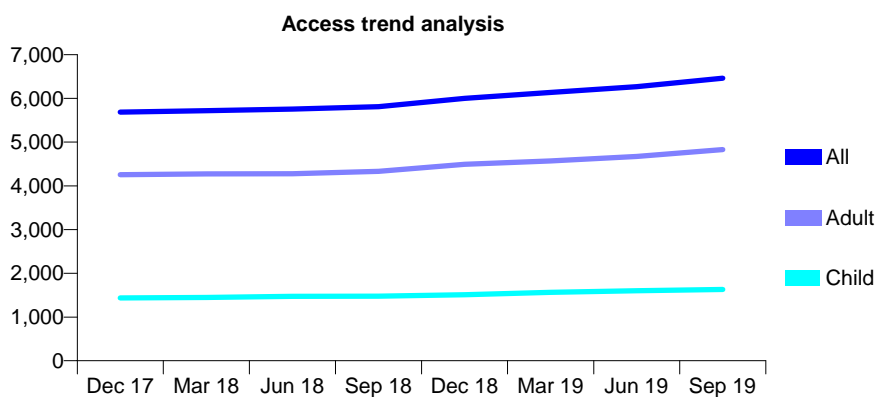
Q70 - Vital Signs At a Glance Contract Report for 187453/0001 - September 2019

Name or company name	Chalet Hill Dental Centre
Contract type name	GDS Contract
Purpose of contract	General
Contract start date	01/01/2013
Contract end date	

19/20 Contracted general activity (UDA)	20,000
Carry forward general activity (UDA)	0
19/20 Contracted orthodontic activity (UOA)	0
Carry forward orthodontic activity (UOA)	0
Baseline contract value	£493,998.55

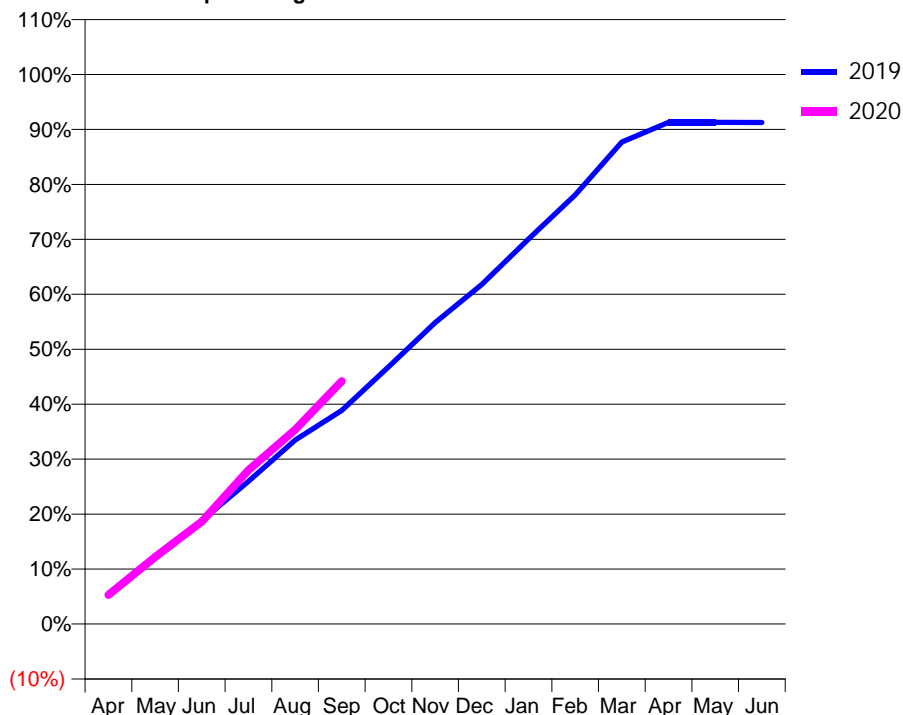
ACCESS*

Patients seen in 24 months	Total	Change since previous quarter
Quarter ending September 2018	5,811	
Quarter ending December 2018	6,000	↑
Quarter ending March 2019	6,135	↑
Quarter ending June 2019	6,270	↑
Quarter ending September 2019	6,461	↑
Variance since September 2018	11.2%	↑



ACTIVITY

Cumulative percentage of contracted UDA delivered 2019 & 2020



Adjusted Scheduled Activity (UDA)

Month	2019	2020
April	1,108	1,056
May	2,482	2,439
June	3,769	3,726
July	5,194	5,597
August	6,696	7,073
September	7,775	8,842
October	9,354	
November	10,970	
December	12,359	
January	14,009	
February	15,619	
March	17,541	
April	18,257	
May	18,257	
June	18,253	

QUALITY

	Quantity	Base Number	Contract	AT	Region	England
% of FP17s for the same patient ID Re-attending within 3 months - Children	107	1,320	8.1%	9.3%	10.8%	11.5%
% of FP17s for the same patient ID Re-attending within 3 months - Adults	426	3,431	12.4%	13.7%	15.2%	15.4%
% of FP17s for the same patient ID Re-attending between 3 & 9 months - Children	824	1,320	62.4%	62.8%	62.2%	59.7%
% of FP17s for the same patient ID Re-attending between 3 & 9 months - Adults	1,978	3,431	57.7%	53.3%	52.9%	51.7%
% of FP17s for Band 1 Urgent Courses	425	4,430	9.6%	10.0%	9.7%	9.2%
% of FP17s Relating to Free Repair or Replacements	52	4,430	1.2%	0.6%	0.6%	0.7%
% of FP17s Relating to Continuations	11	4,430	0.2%	0.8%	0.7%	0.8%
% of Patients satisfied with the dentistry they have received	2	2	N/A	93.2%	93.6%	93.5%
% of Patients satisfied with the time they had to wait for an appointment	2	2	N/A	85.0%	86.3%	87.4%

* This is based on patients treated on this contract for their most recent course of treatment.

Figures in italics indicate the base number of FP17s or Patient Questionnaire responses are less than 100. N/A is shown where the base number of responses is less than 10 during the period. % is calculated as Quantity/Base number*100

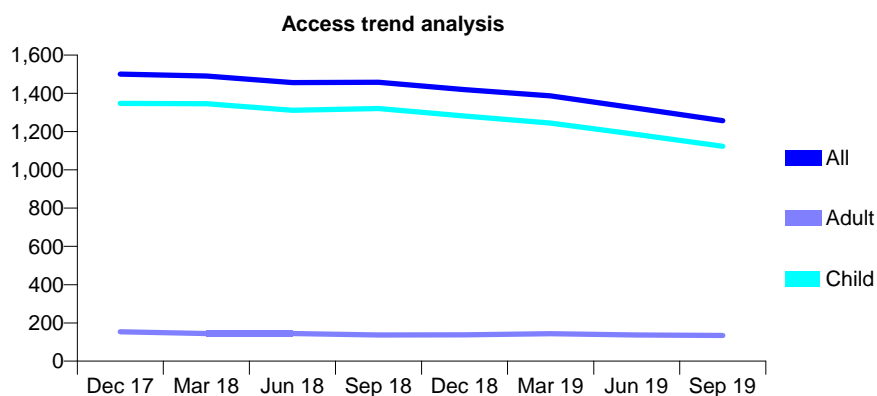
Q70 - Vital Signs At a Glance Contract Report for 188492/0001 - September 2019

Name or company name	Guinea Court Dental Partnership
Contract type name	GDS Contract
Purpose of contract	General and Orthodontic
Contract start date	01/04/2011
Contract end date	

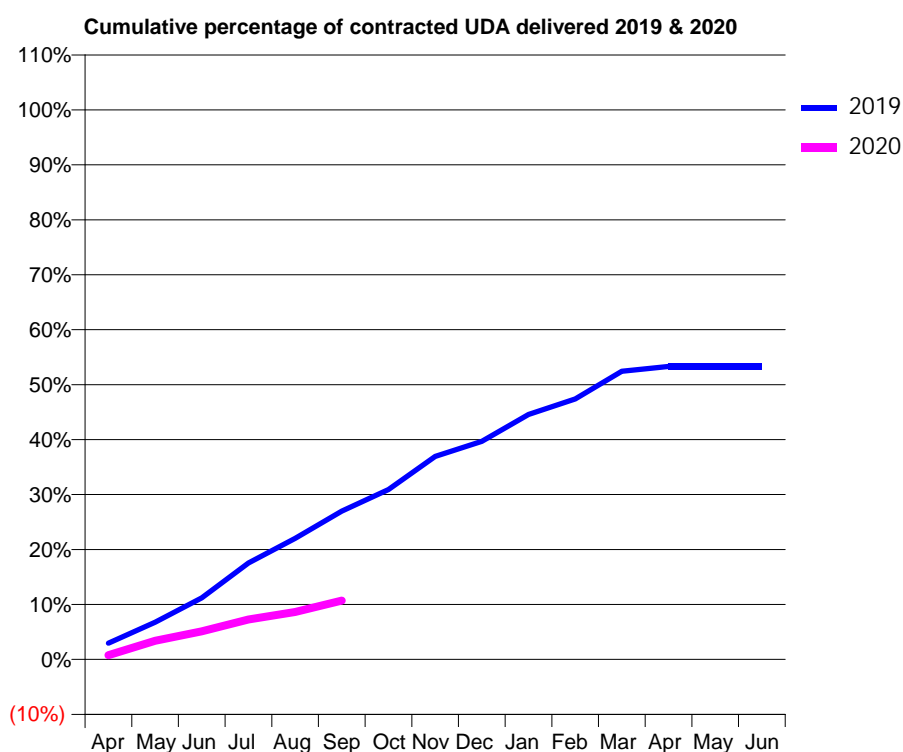
19/20 Contracted general activity (UDA)	3,500
Carry forward general activity (UDA)	0
19/20 Contracted orthodontic activity (UOA)	249
Carry forward orthodontic activity (UOA)	1
Baseline contract value	£104,577.69

ACCESS*

Patients seen in 24 months	Total	Change since previous quarter
Quarter ending September 2018	1,458	
Quarter ending December 2018	1,419	↓
Quarter ending March 2019	1,387	↓
Quarter ending June 2019	1,322	↓
Quarter ending September 2019	1,257	↓
Variance since September 2018	(13.8%)	↓



ACTIVITY



Month	2019	2020
April	103	27
May	237	120
June	392	179
July	614	254
August	772	302
September	945	375
October	1,082	
November	1,293	
December	1,389	
January	1,560	
February	1,659	
March	1,835	
April	1,866	
May	1,866	
June	1,866	

QUALITY

	Quantity	Base Number	Contract	AT	Region	England
% of FP17s for the same patient ID Re-attending within 3 months - Children	14	355	3.9%	9.3%	10.8%	11.5%
% of FP17s for the same patient ID Re-attending within 3 months - Adults	0	0	N/A	13.7%	15.2%	15.4%
% of FP17s for the same patient ID Re-attending between 3 & 9 months - Children	267	355	75.2%	62.8%	62.2%	59.7%
% of FP17s for the same patient ID Re-attending between 3 & 9 months - Adults	0	0	N/A	53.3%	52.9%	51.7%
% of FP17s for Band 1 Urgent Courses	5	324	1.5%	10.0%	9.7%	9.2%
% of FP17s Relating to Free Repair or Replacements	0	324	0.0%	0.6%	0.6%	0.7%
% of FP17s Relating to Continuations	0	324	0.0%	0.8%	0.7%	0.8%
% of Patients satisfied with the dentistry they have received	0	0	N/A	93.2%	93.6%	93.5%
% of Patients satisfied with the time they had to wait for an appointment	0	0	N/A	85.0%	86.3%	87.4%

* This is based on patients treated on this contract for their most recent course of treatment. Figures in italics indicate the base number of FP17s or Patient Questionnaire responses are less than 100. N/A is shown where the base number of responses is less than 10 during the period. % is calculated as Quantity/Base number*100

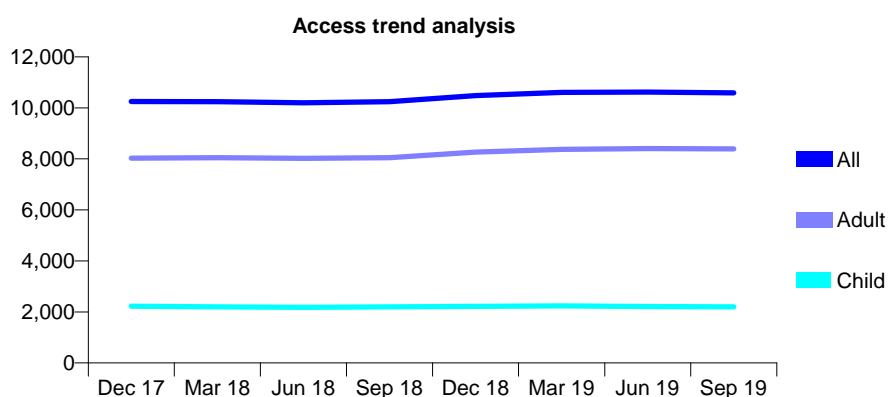
Q70 - Vital Signs At a Glance Contract Report for 188530/0001 - September 2019

Name or company name	Dr Elaine Weaver
Contract type name	GDS Contract
Purpose of contract	General
Contract start date	01/04/2009
Contract end date	

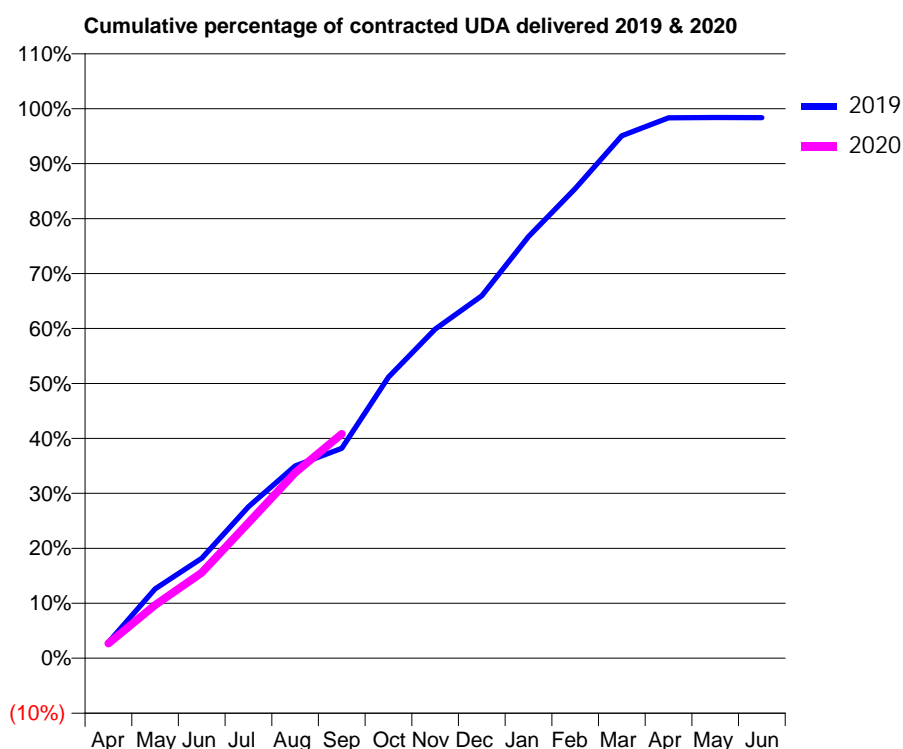
19/20 Contracted general activity (UDA)	26,437
Carry forward general activity (UDA)	430
19/20 Contracted orthodontic activity (UOA)	0
Carry forward orthodontic activity (UOA)	0
Baseline contract value	£851,721.16

ACCESS*

Patients seen in 24 months	Total	Change since previous quarter
Quarter ending September 2018	10,242	
Quarter ending December 2018	10,482	↑
Quarter ending March 2019	10,605	→
Quarter ending June 2019	10,622	→
Quarter ending September 2019	10,593	→
Variance since September 2018	3.4%	↑



ACTIVITY



Month	2019	2020
April	770	713
May	3,337	2,561
June	4,810	4,114
July	7,293	6,524
August	9,257	8,928
September	10,098	10,794
October	13,520	
November	15,827	
December	17,433	
January	20,281	
February	22,594	
March	25,133	
April	25,999	
May	26,009	
June	26,006	

QUALITY

	Quantity	Base Number	Contract	AT	Region	England
% of FP17s for the same patient ID Re-attending within 3 months - Children	94	1,588	5.9%	9.3%	10.8%	11.5%
% of FP17s for the same patient ID Re-attending within 3 months - Adults	802	5,621	14.3%	13.7%	15.2%	15.4%
% of FP17s for the same patient ID Re-attending between 3 & 9 months - Children	974	1,588	61.3%	62.8%	62.2%	59.7%
% of FP17s for the same patient ID Re-attending between 3 & 9 months - Adults	2,758	5,621	49.1%	53.3%	52.9%	51.7%
% of FP17s for Band 1 Urgent Courses	646	6,718	9.6%	10.0%	9.7%	9.2%
% of FP17s Relating to Free Repair or Replacements	77	6,718	1.1%	0.6%	0.6%	0.7%
% of FP17s Relating to Continuations	56	6,718	0.8%	0.8%	0.7%	0.8%
% of Patients satisfied with the dentistry they have received	6	9	N/A	93.2%	93.6%	93.5%
% of Patients satisfied with the time they had to wait for an appointment	7	9	N/A	85.0%	86.3%	87.4%

* This is based on patients treated on this contract for their most recent course of treatment.

Figures in italics indicate the base number of FP17s or Patient Questionnaire responses are less than 100. N/A is shown where the base number of responses is less than 10 during the period. % is calculated as Quantity/Base number*100

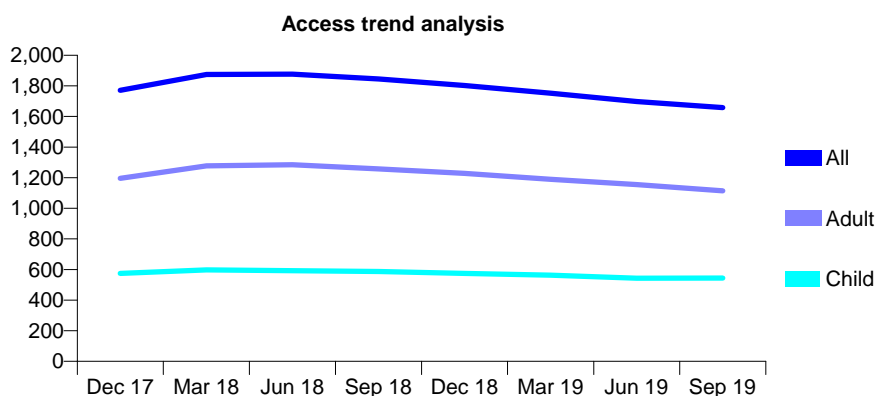
Q70 - Vital Signs At a Glance Contract Report for 190195/0006 - September 2019

Name or company name	Xeon Smiles UK Ltd
Contract type name	GDS Contract
Purpose of contract	General and Orthodontic
Contract start date	09/06/2008
Contract end date	

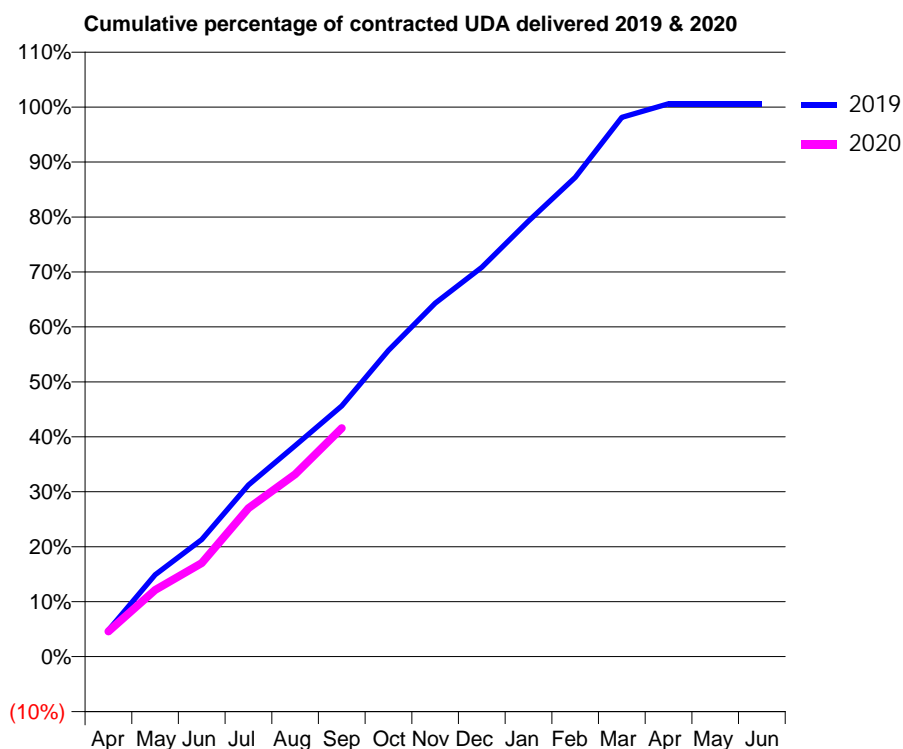
19/20 Contracted general activity (UDA)	4,501
Carry forward general activity (UDA)	0
19/20 Contracted orthodontic activity (UOA)	240
Carry forward orthodontic activity (UOA)	0
Baseline contract value	£122,497.54

ACCESS*

Patients seen in 24 months	Total	Change since previous quarter
Quarter ending September 2018	1,845	
Quarter ending December 2018	1,803	↓
Quarter ending March 2019	1,752	↓
Quarter ending June 2019	1,698	↓
Quarter ending September 2019	1,658	↓
Variance since September 2018	(10.1%)	↓



ACTIVITY



Month	Adjusted Scheduled Activity (UDA)	
	2019	2020
April	217	207
May	671	547
June	958	766
July	1,407	1,216
August	1,728	1,493
September	2,054	1,871
October	2,509	
November	2,895	
December	3,189	
January	3,567	
February	3,925	
March	4,417	
April	4,528	
May	4,528	
June	4,528	

QUALITY

	Quantity	Base Number	Contract	AT	Region	England
% of FP17s for the same patient ID Re-attending within 3 months - Children	17	412	4.1%	9.3%	10.8%	11.5%
% of FP17s for the same patient ID Re-attending within 3 months - Adults	108	826	13.1%	13.7%	15.2%	15.4%
% of FP17s for the same patient ID Re-attending between 3 & 9 months - Children	303	412	73.5%	62.8%	62.2%	59.7%
% of FP17s for the same patient ID Re-attending between 3 & 9 months - Adults	571	826	69.1%	53.3%	52.9%	51.7%
% of FP17s for Band 1 Urgent Courses	107	1,184	9.0%	10.0%	9.7%	9.2%
% of FP17s Relating to Free Repair or Replacements	5	1,184	0.4%	0.6%	0.6%	0.7%
% of FP17s Relating to Continuations	2	1,184	0.2%	0.8%	0.7%	0.8%
% of Patients satisfied with the dentistry they have received	0	0	N/A	93.2%	93.6%	93.5%
% of Patients satisfied with the time they had to wait for an appointment	0	0	N/A	85.0%	86.3%	87.4%

* This is based on patients treated on this contract for their most recent course of treatment. Figures in italics indicate the base number of FP17s or Patient Questionnaire responses are less than 100. N/A is shown where the base number of responses is less than 10 during the period. % is calculated as Quantity/Base number*100

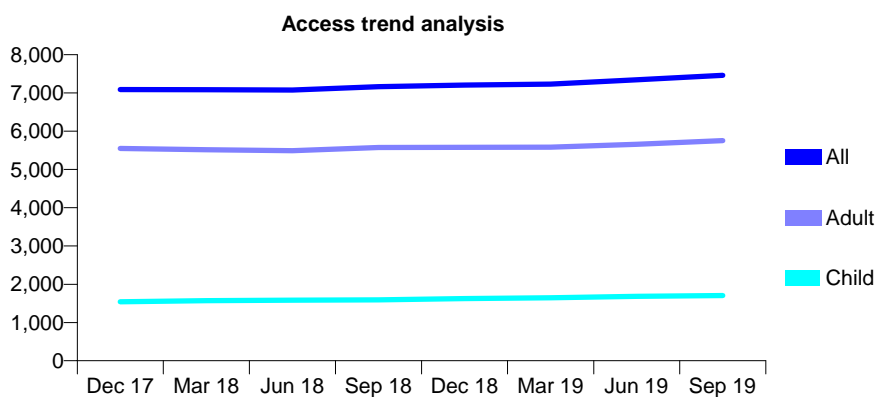
Q70 - Vital Signs At a Glance Contract Report for 190233/0001 - September 2019

Name or company name	Dentalcare Limited
Contract type name	GDS Contract
Purpose of contract	General
Contract start date	13/12/2010
Contract end date	

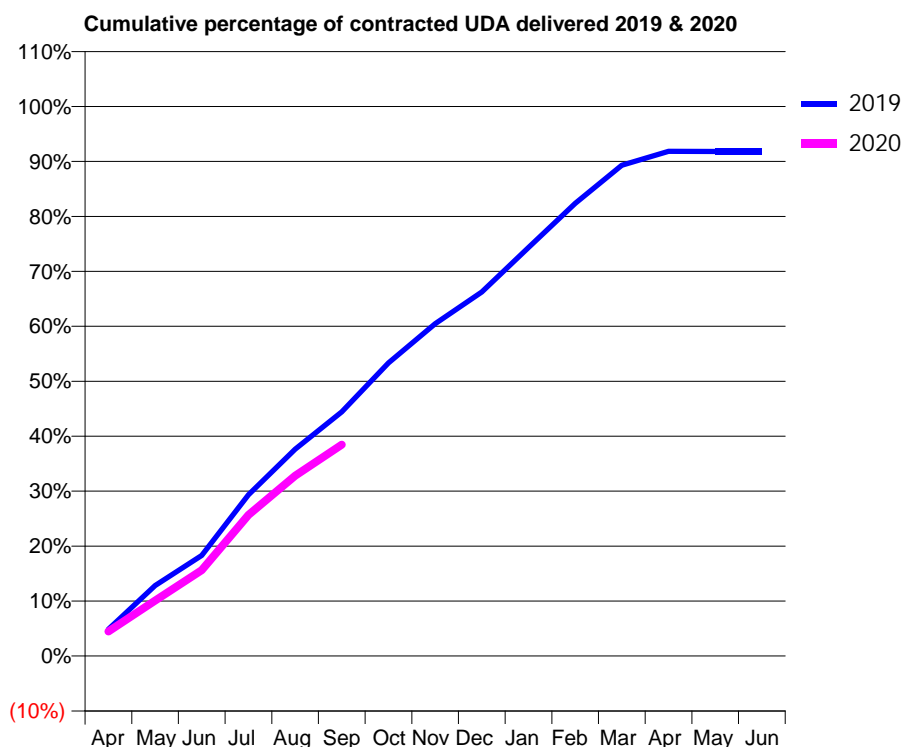
19/20 Contracted general activity (UDA)	19,865
Carry forward general activity (UDA)	0
19/20 Contracted orthodontic activity (UOA)	0
Carry forward orthodontic activity (UOA)	0
Baseline contract value	£496,046.40

ACCESS*

Patients seen in 24 months	Total	Change since previous quarter
Quarter ending September 2018	7,164	
Quarter ending December 2018	7,207	→
Quarter ending March 2019	7,230	→
Quarter ending June 2019	7,342	→
Quarter ending September 2019	7,461	→
Variance since September 2018	4.1%	↑



ACTIVITY



Month	Adjusted Scheduled Activity (UDA)	
	2019	2020
April	971	888
May	2,549	2,005
June	3,637	3,103
July	5,833	5,098
August	7,479	6,521
September	8,824	7,639
October	10,591	
November	12,011	
December	13,157	
January	14,768	
February	16,366	
March	17,742	
April	18,242	
May	18,240	
June	18,240	

QUALITY

	Quantity	Base Number	Contract	AT	Region	England
% of FP17s for the same patient ID Re-attending within 3 months - Children	57	1,267	4.5%	9.3%	10.8%	11.5%
% of FP17s for the same patient ID Re-attending within 3 months - Adults	399	3,860	10.3%	13.7%	15.2%	15.4%
% of FP17s for the same patient ID Re-attending between 3 & 9 months - Children	872	1,267	68.8%	62.8%	62.2%	59.7%
% of FP17s for the same patient ID Re-attending between 3 & 9 months - Adults	2,215	3,860	57.4%	53.3%	52.9%	51.7%
% of FP17s for Band 1 Urgent Courses	407	4,788	8.5%	10.0%	9.7%	9.2%
% of FP17s Relating to Free Repair or Replacements	13	4,788	0.3%	0.6%	0.6%	0.7%
% of FP17s Relating to Continuations	0	4,788	0.0%	0.8%	0.7%	0.8%
% of Patients satisfied with the dentistry they have received	0	0	N/A	93.2%	93.6%	93.5%
% of Patients satisfied with the time they had to wait for an appointment	0	0	N/A	85.0%	86.3%	87.4%

* This is based on patients treated on this contract for their most recent course of treatment. Figures in italics indicate the base number of FP17s or Patient Questionnaire responses are less than 100. N/A is shown where the base number of responses is less than 10 during the period. % is calculated as Quantity/Base number*100

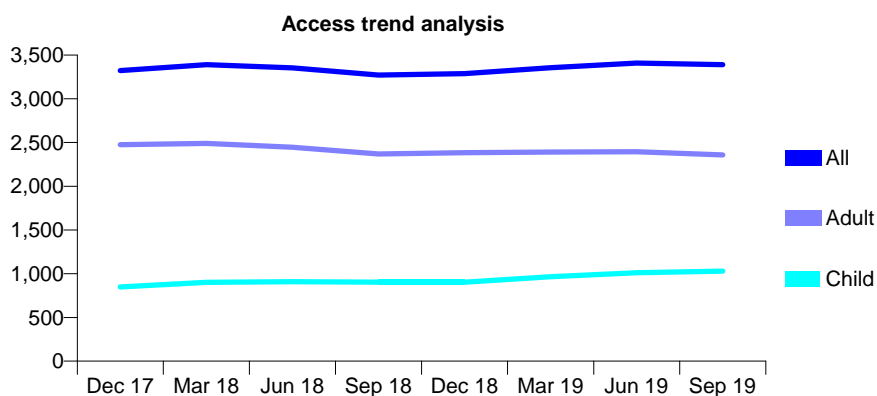
Q70 - Vital Signs At a Glance Contract Report for 190543/0001 - September 2019

Name or company name	University of Portsmouth Services Limited
Contract type name	PDS Plus Contract
Purpose of contract	General
Contract start date	01/09/2010
Contract end date	28/02/2023

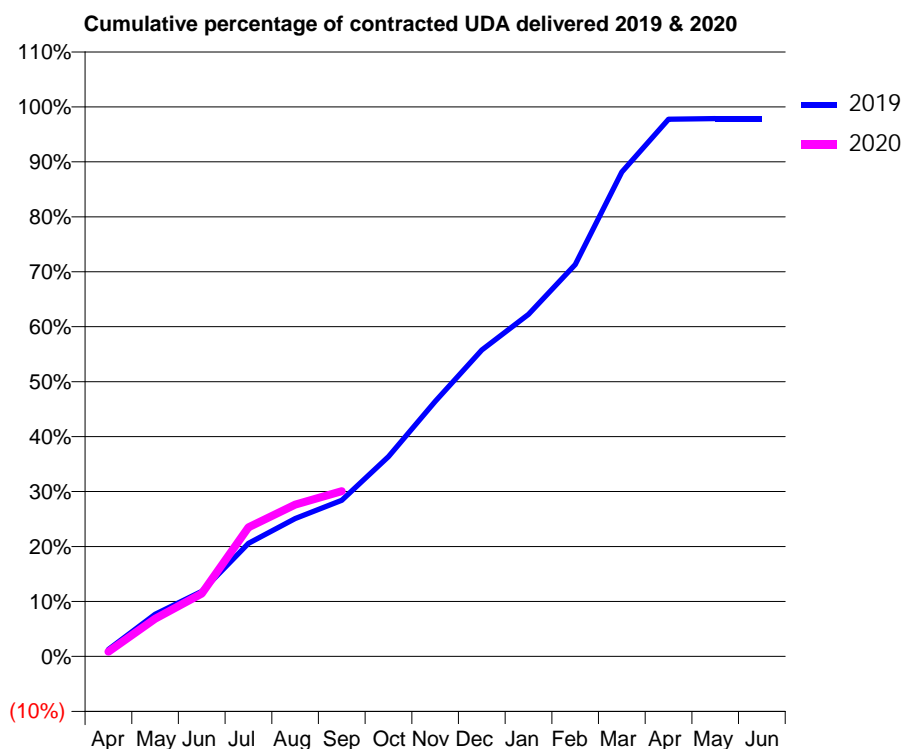
19/20 Contracted general activity (UDA)	10,000
Carry forward general activity (UDA)	214
19/20 Contracted orthodontic activity (UOA)	0
Carry forward orthodontic activity (UOA)	0
Baseline contract value	£0.00

ACCESS*

Patients seen in 24 months	Total	Change since previous quarter
Quarter ending September 2018	3,272	
Quarter ending December 2018	3,287	→
Quarter ending March 2019	3,356	↑
Quarter ending June 2019	3,407	→
Quarter ending September 2019	3,389	→
Variance since September 2018	3.6%	↑



ACTIVITY



Month	Adjusted Scheduled Activity (UDA)	
	2019	2020
April	128	86
May	767	686
June	1,182	1,145
July	2,059	2,348
August	2,510	2,762
September	2,840	3,009
October	3,637	
November	4,640	
December	5,574	
January	6,226	
February	7,131	
March	8,815	
April	9,777	
May	9,786	
June	9,786	

QUALITY

	Quantity	Base Number	Contract	AT	Region	England
% of FP17s for the same patient ID Re-attending within 3 months - Children	33	433	7.6%	9.3%	10.8%	11.5%
% of FP17s for the same patient ID Re-attending within 3 months - Adults	351	1,189	29.5%	13.7%	15.2%	15.4%
% of FP17s for the same patient ID Re-attending between 3 & 9 months - Children	141	433	32.6%	62.8%	62.2%	59.7%
% of FP17s for the same patient ID Re-attending between 3 & 9 months - Adults	381	1,189	32.0%	53.3%	52.9%	51.7%
% of FP17s for Band 1 Urgent Courses	360	1,299	27.7%	10.0%	9.7%	9.2%
% of FP17s Relating to Free Repair or Replacements	1	1,299	0.1%	0.6%	0.6%	0.7%
% of FP17s Relating to Continuations	1	1,299	0.1%	0.8%	0.7%	0.8%
% of Patients satisfied with the dentistry they have received	2	2	N/A	93.2%	93.6%	93.5%
% of Patients satisfied with the time they had to wait for an appointment	2	2	N/A	85.0%	86.3%	87.4%

* This is based on patients treated on this contract for their most recent course of treatment. Figures in italics indicate the base number of FP17s or Patient Questionnaire responses are less than 100. N/A is shown where the base number of responses is less than 10 during the period. % is calculated as Quantity/Base number*100

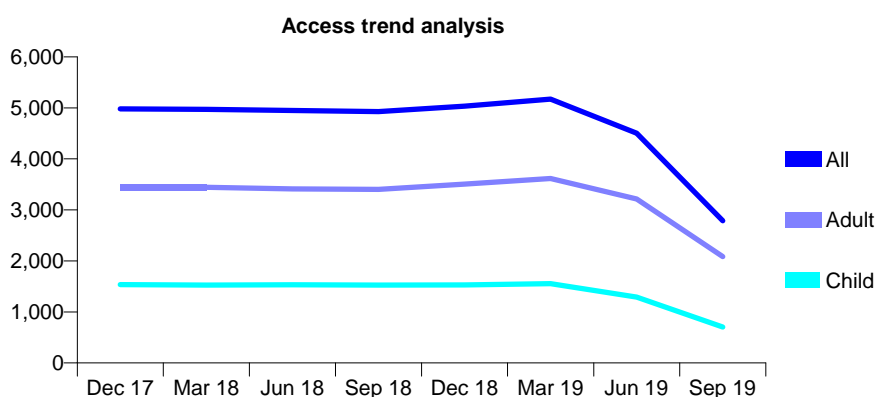
Q70 - Vital Signs At a Glance Contract Report for 190985/0001 - September 2019

Name or company name	Miss P Kotecha
Contract type name	GDS Contract
Purpose of contract	General
Contract start date	01/12/2013
Contract end date	30/04/2019

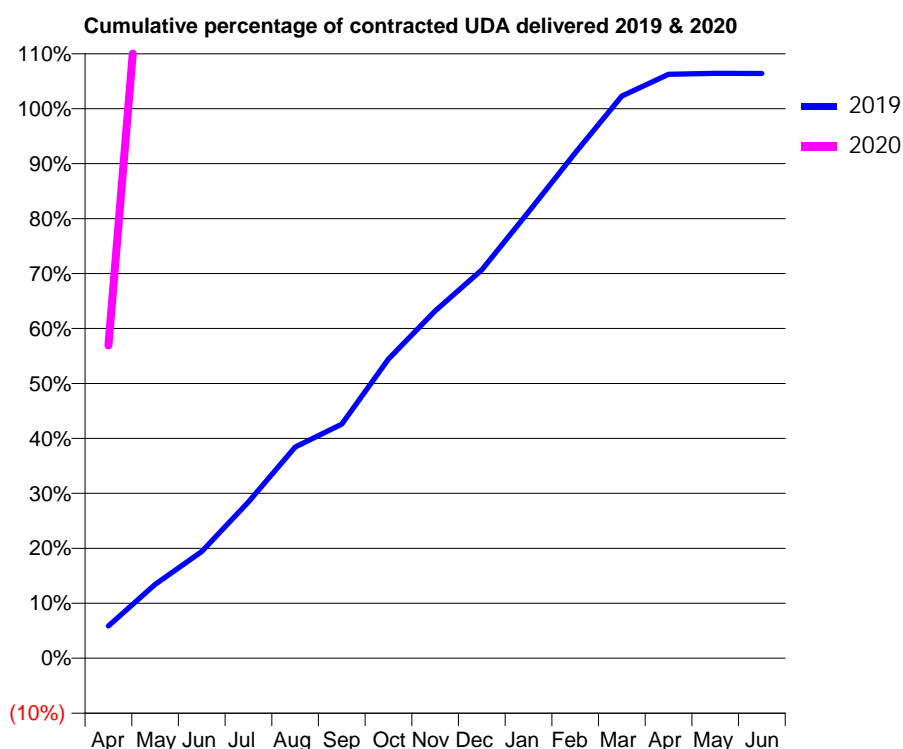
19/20 Contracted general activity (UDA)	1,046
Carry forward general activity (UDA)	0
19/20 Contracted orthodontic activity (UOA)	0
Carry forward orthodontic activity (UOA)	0
Baseline contract value	£28,920.65

ACCESS*

Patients seen in 24 months	Total	Change since previous quarter
Quarter ending September 2018	4,928	
Quarter ending December 2018	5,034	↑
Quarter ending March 2019	5,172	↑
Quarter ending June 2019	4,504	↓
Quarter ending September 2019	2,789	↓
Variance since September 2018	(43.4%)	↓



ACTIVITY



Month	2019	2020
April	735	595
May	1,688	1,658
June	2,438	1,841
July	3,569	1,841
August	4,824	1,841
September	5,349	1,841
October	6,834	
November	7,936	
December	8,870	
January	10,197	
February	11,547	
March	12,844	
April	13,339	
May	13,363	
June	13,360	

QUALITY

	Quantity	Base Number	Contract	AT	Region	England
% of FP17s for the same patient ID Re-attending within 3 months - Children	21	377	5.6%	9.3%	10.8%	11.5%
% of FP17s for the same patient ID Re-attending within 3 months - Adults	53	849	6.2%	13.7%	15.2%	15.4%
% of FP17s for the same patient ID Re-attending between 3 & 9 months - Children	255	377	67.6%	62.8%	62.2%	59.7%
% of FP17s for the same patient ID Re-attending between 3 & 9 months - Adults	502	849	59.1%	53.3%	52.9%	51.7%
% of FP17s for Band 1 Urgent Courses	41	971	4.2%	10.0%	9.7%	9.2%
% of FP17s Relating to Free Repair or Replacements	2	971	0.2%	0.6%	0.6%	0.7%
% of FP17s Relating to Continuations	4	971	0.4%	0.8%	0.7%	0.8%
% of Patients satisfied with the dentistry they have received	1	1	N/A	93.2%	93.6%	93.5%
% of Patients satisfied with the time they had to wait for an appointment	1	1	N/A	85.0%	86.3%	87.4%

* This is based on patients treated on this contract for their most recent course of treatment. Figures in italics indicate the base number of FP17s or Patient Questionnaire responses are less than 100. N/A is shown where the base number of responses is less than 10 during the period. % is calculated as Quantity/Base number*100

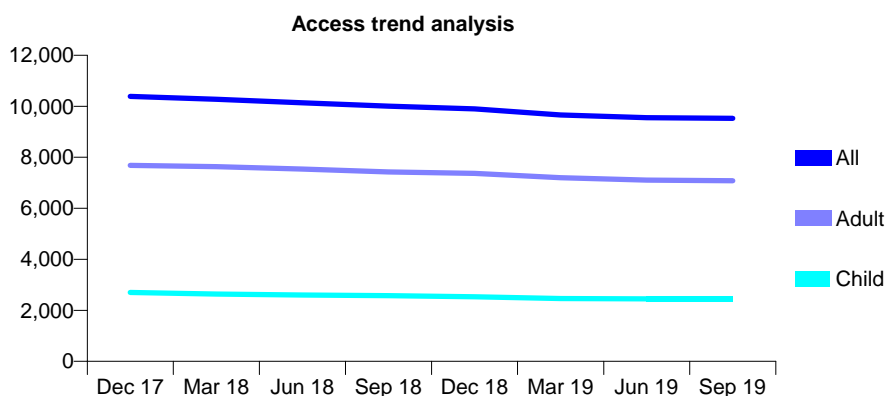
Q70 - Vital Signs At a Glance Contract Report for 191183/0001 - September 2019

Name or company name	SCA Healthcare
Contract type name	GDS Contract
Purpose of contract	General
Contract start date	13/09/2008
Contract end date	

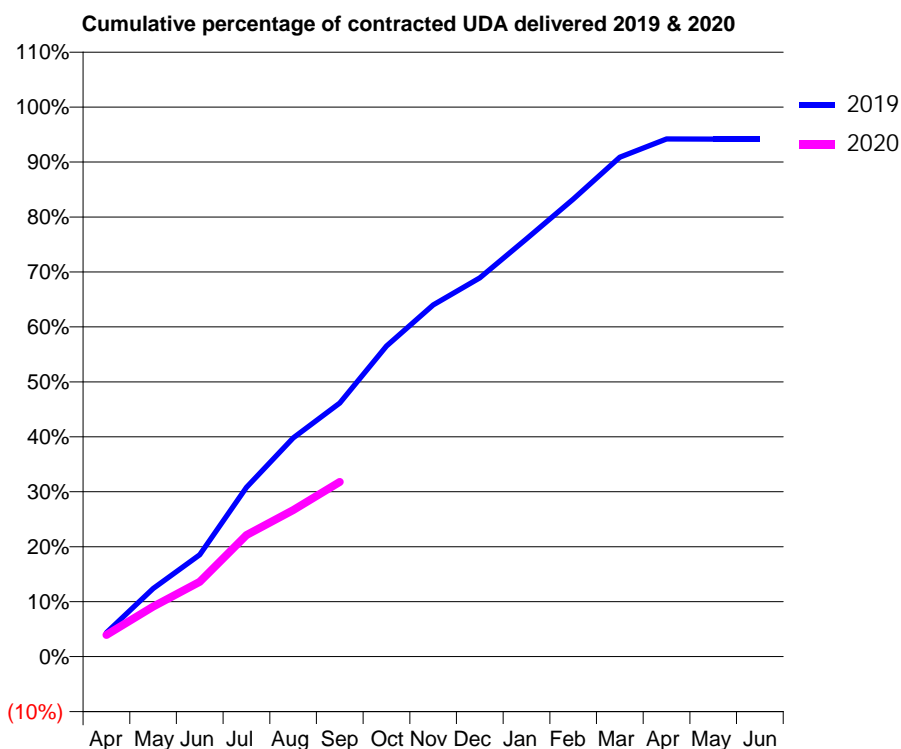
19/20 Contracted general activity (UDA)	36,115
Carry forward general activity (UDA)	0
19/20 Contracted orthodontic activity (UOA)	0
Carry forward orthodontic activity (UOA)	0
Baseline contract value	£1,115,525.30

ACCESS*

Patients seen in 24 months	Total	Change since previous quarter
Quarter ending September 2018	10,003	
Quarter ending December 2018	9,902	↓
Quarter ending March 2019	9,661	↓
Quarter ending June 2019	9,557	↓
Quarter ending September 2019	9,531	→
Variance since September 2018	(4.7%)	↓



ACTIVITY



Month	Adjusted Scheduled Activity (UDA)	
	2019	2020
April	1,156	1,424
May	3,298	3,295
June	4,926	4,923
July	8,194	7,991
August	10,591	9,623
September	12,276	11,481
October	15,031	
November	17,026	
December	18,337	
January	20,221	
February	22,146	
March	24,172	
April	25,053	
May	25,050	
June	25,048	

QUALITY

	Quantity	Base Number	Contract	AT	Region	England
% of FP17s for the same patient ID Re-attending within 3 months - Children	106	1,846	5.7%	9.3%	10.8%	11.5%
% of FP17s for the same patient ID Re-attending within 3 months - Adults	605	4,978	12.2%	13.7%	15.2%	15.4%
% of FP17s for the same patient ID Re-attending between 3 & 9 months - Children	1,068	1,846	57.9%	62.8%	62.2%	59.7%
% of FP17s for the same patient ID Re-attending between 3 & 9 months - Adults	2,731	4,978	54.9%	53.3%	52.9%	51.7%
% of FP17s for Band 1 Urgent Courses	436	6,446	6.8%	10.0%	9.7%	9.2%
% of FP17s Relating to Free Repair or Replacements	52	6,446	0.8%	0.6%	0.6%	0.7%
% of FP17s Relating to Continuations	36	6,446	0.6%	0.8%	0.7%	0.8%
% of Patients satisfied with the dentistry they have received	3	3	N/A	93.2%	93.6%	93.5%
% of Patients satisfied with the time they had to wait for an appointment	3	3	N/A	85.0%	86.3%	87.4%

* This is based on patients treated on this contract for their most recent course of treatment. Figures in italics indicate the base number of FP17s or Patient Questionnaire responses are less than 100. N/A is shown where the base number of responses is less than 10 during the period. % is calculated as Quantity/Base number*100

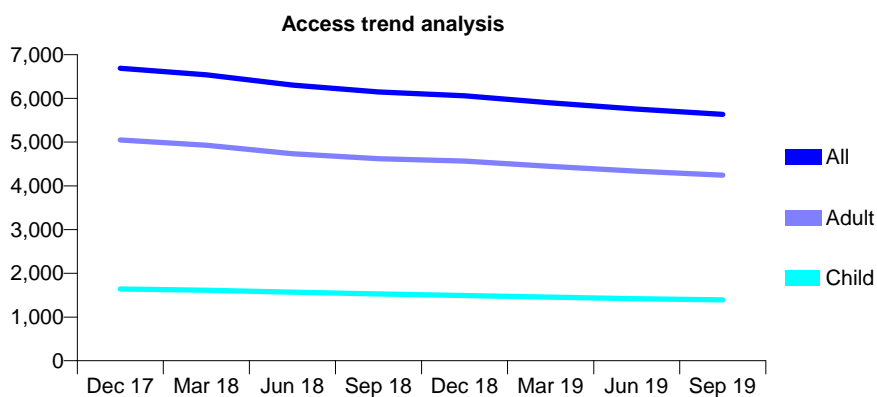
Q70 - Vital Signs At a Glance Contract Report for 191183/0002 - September 2019

Name or company name	SCA Healthcare
Contract type name	GDS Contract
Purpose of contract	General
Contract start date	01/10/2008
Contract end date	

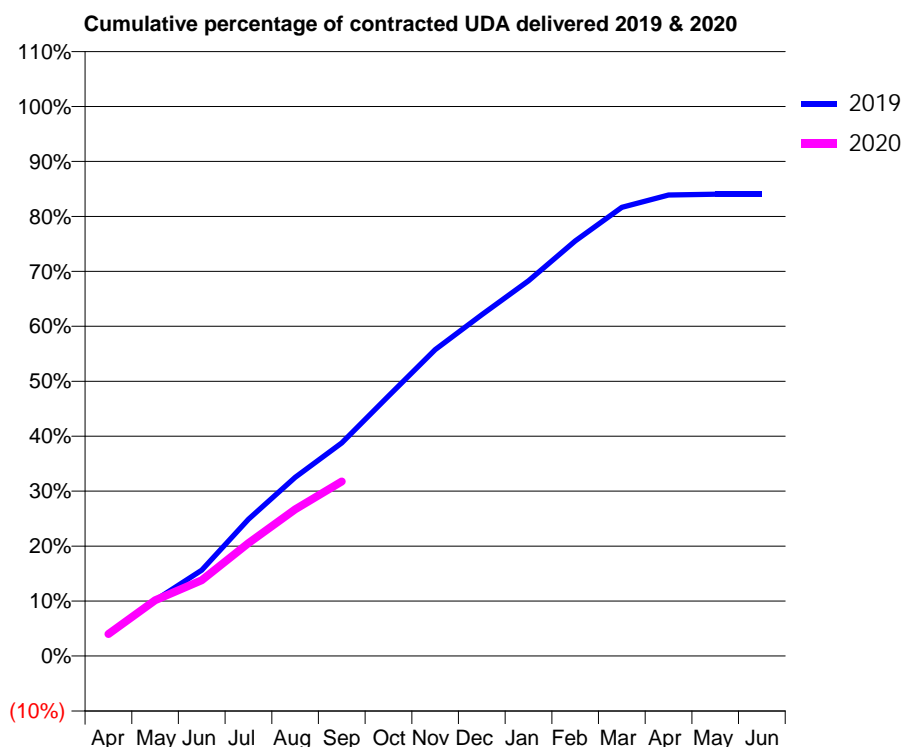
19/20 Contracted general activity (UDA)	22,500
Carry forward general activity (UDA)	0
19/20 Contracted orthodontic activity (UOA)	0
Carry forward orthodontic activity (UOA)	0
Baseline contract value	£548,337.38

ACCESS*

Patients seen in 24 months	Total	Change since previous quarter
Quarter ending September 2018	6,148	
Quarter ending December 2018	6,059	↓
Quarter ending March 2019	5,898	↓
Quarter ending June 2019	5,758	↓
Quarter ending September 2019	5,634	↓
Variance since September 2018	(8.4%)	↓



ACTIVITY



Month	Adjusted Scheduled Activity (UDA)	
	2019	2020
April	723	905
May	1,867	2,285
June	2,871	3,106
July	4,580	4,624
August	5,981	6,003
September	7,137	7,145
October	8,704	
November	10,259	
December	11,430	
January	12,563	
February	13,900	
March	15,025	
April	15,434	
May	15,459	
June	15,460	

QUALITY

	Quantity	Base Number	Contract	AT	Region	England
% of FP17s for the same patient ID Re-attending within 3 months - Children	75	1,139	6.6%	9.3%	10.8%	11.5%
% of FP17s for the same patient ID Re-attending within 3 months - Adults	431	3,015	14.3%	13.7%	15.2%	15.4%
% of FP17s for the same patient ID Re-attending between 3 & 9 months - Children	785	1,139	68.9%	62.8%	62.2%	59.7%
% of FP17s for the same patient ID Re-attending between 3 & 9 months - Adults	1,797	3,015	59.6%	53.3%	52.9%	51.7%
% of FP17s for Band 1 Urgent Courses	362	3,938	9.2%	10.0%	9.7%	9.2%
% of FP17s Relating to Free Repair or Replacements	22	3,938	0.6%	0.6%	0.6%	0.7%
% of FP17s Relating to Continuations	11	3,938	0.3%	0.8%	0.7%	0.8%
% of Patients satisfied with the dentistry they have received	1	1	N/A	93.2%	93.6%	93.5%
% of Patients satisfied with the time they had to wait for an appointment	1	1	N/A	85.0%	86.3%	87.4%

* This is based on patients treated on this contract for their most recent course of treatment. Figures in italics indicate the base number of FP17s or Patient Questionnaire responses are less than 100. N/A is shown where the base number of responses is less than 10 during the period. % is calculated as Quantity/Base number*100

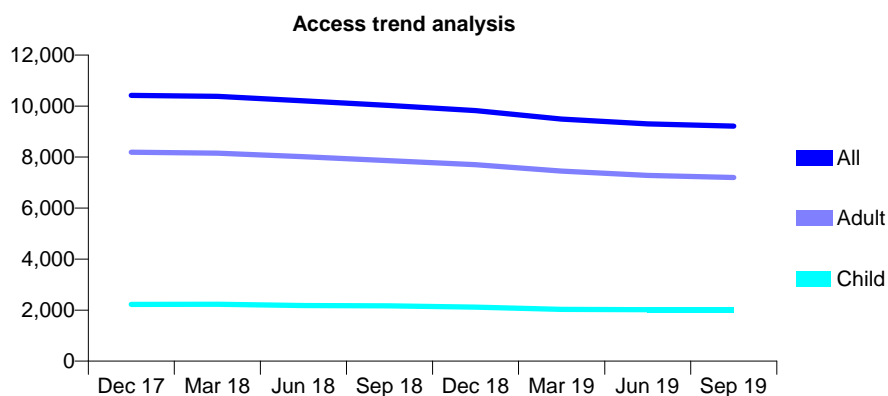
Q70 - Vital Signs At a Glance Contract Report for 191183/0003 - September 2019

Name or company name	SCA Healthcare
Contract type name	GDS Contract
Purpose of contract	General
Contract start date	01/10/2008
Contract end date	

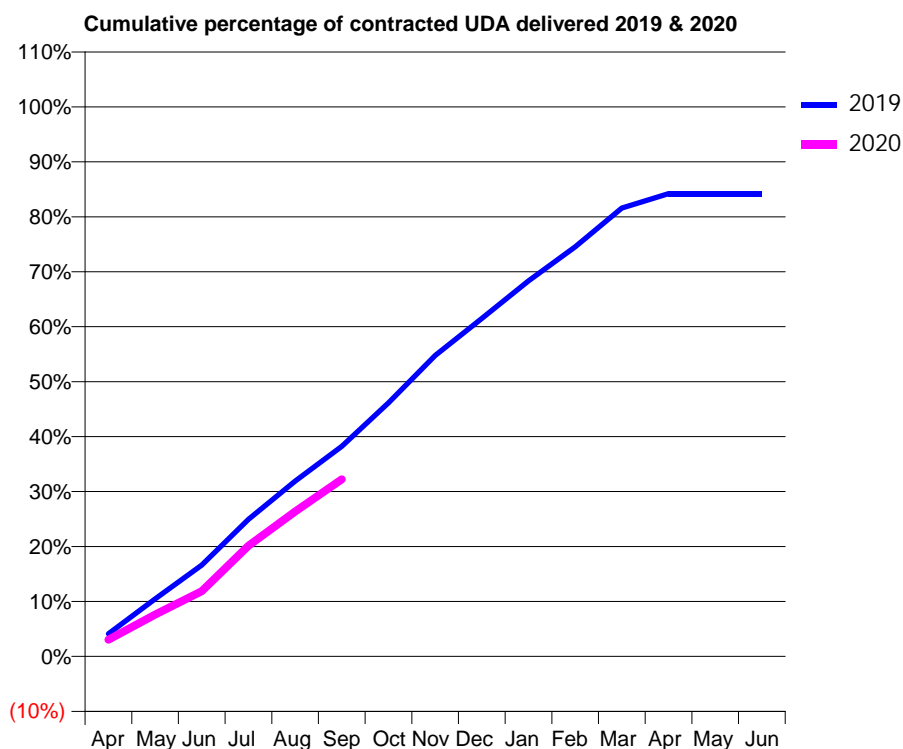
19/20 Contracted general activity (UDA)	30,000
Carry forward general activity (UDA)	0
19/20 Contracted orthodontic activity (UOA)	0
Carry forward orthodontic activity (UOA)	0
Baseline contract value	£845,808.15

ACCESS*

Patients seen in 24 months	Total	Change since previous quarter
Quarter ending September 2018	10,024	
Quarter ending December 2018	9,823	↓
Quarter ending March 2019	9,485	↓
Quarter ending June 2019	9,299	↓
Quarter ending September 2019	9,216	→
Variance since September 2018	(8.1%)	↓



ACTIVITY



Month	2019	2020
April	908	910
May	2,301	2,281
June	3,655	3,565
July	5,492	6,038
August	7,020	7,910
September	8,413	9,672
October	10,150	
November	12,047	
December	13,526	
January	15,030	
February	16,399	
March	17,953	
April	18,530	
May	18,530	
June	18,529	

QUALITY

	Quantity	Base Number	Contract	AT	Region	England
% of FP17s for the same patient ID Re-attending within 3 months - Children	77	1,600	4.8%	9.3%	10.8%	11.5%
% of FP17s for the same patient ID Re-attending within 3 months - Adults	419	4,979	8.4%	13.7%	15.2%	15.4%
% of FP17s for the same patient ID Re-attending between 3 & 9 months - Children	1,041	1,600	65.1%	62.8%	62.2%	59.7%
% of FP17s for the same patient ID Re-attending between 3 & 9 months - Adults	2,475	4,979	49.7%	53.3%	52.9%	51.7%
% of FP17s for Band 1 Urgent Courses	266	5,515	4.8%	10.0%	9.7%	9.2%
% of FP17s Relating to Free Repair or Replacements	12	5,515	0.2%	0.6%	0.6%	0.7%
% of FP17s Relating to Continuations	14	5,515	0.3%	0.8%	0.7%	0.8%
% of Patients satisfied with the dentistry they have received	8	8	N/A	93.2%	93.6%	93.5%
% of Patients satisfied with the time they had to wait for an appointment	7	8	N/A	85.0%	86.3%	87.4%

* This is based on patients treated on this contract for their most recent course of treatment. Figures in italics indicate the base number of FP17s or Patient Questionnaire responses are less than 100. N/A is shown where the base number of responses is less than 10 during the period. % is calculated as Quantity/Base number*100

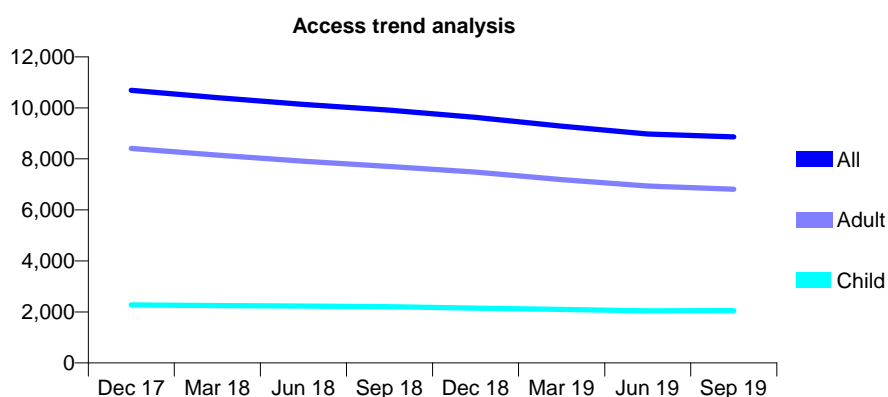
Q70 - Vital Signs At a Glance Contract Report for 19183/0004 - September 2019

Name or company name	SCA Healthcare
Contract type name	GDS Contract
Purpose of contract	General
Contract start date	01/04/2011
Contract end date	

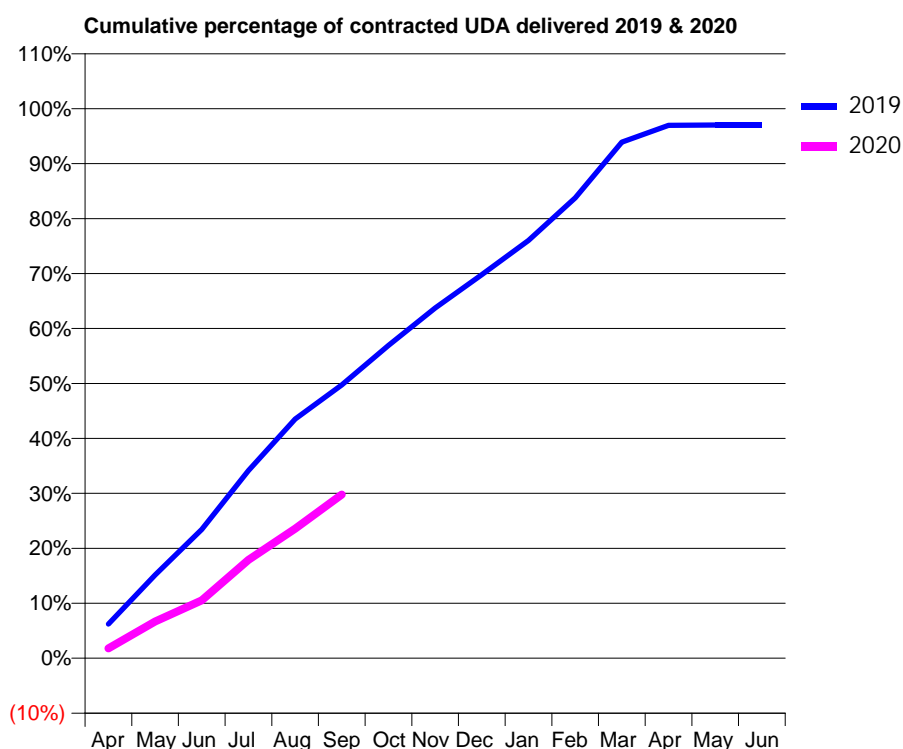
19/20 Contracted general activity (UDA)	30,000
Carry forward general activity (UDA)	625
19/20 Contracted orthodontic activity (UOA)	0
Carry forward orthodontic activity (UOA)	0
Baseline contract value	£788,208.18

ACCESS*

Patients seen in 24 months	Total	Change since previous quarter
Quarter ending September 2018	9,909	
Quarter ending December 2018	9,629	↓
Quarter ending March 2019	9,283	↓
Quarter ending June 2019	8,977	↓
Quarter ending September 2019	8,867	↓
Variance since September 2018	(10.5%)	↓



ACTIVITY



Month	2019	2020
April	1,308	538
May	3,182	2,008
June	4,922	3,163
July	7,173	5,369
August	9,142	7,070
September	10,442	8,934
October	11,954	
November	13,384	
December	14,655	
January	15,964	
February	17,595	
March	19,719	
April	20,362	
May	20,373	
June	20,374	

QUALITY

	Quantity	Base Number	Contract	AT	Region	England
% of FP17s for the same patient ID Re-attending within 3 months - Children	90	1,585	5.7%	9.3%	10.8%	11.5%
% of FP17s for the same patient ID Re-attending within 3 months - Adults	500	4,966	10.1%	13.7%	15.2%	15.4%
% of FP17s for the same patient ID Re-attending between 3 & 9 months - Children	973	1,585	61.4%	62.8%	62.2%	59.7%
% of FP17s for the same patient ID Re-attending between 3 & 9 months - Adults	2,880	4,966	58.0%	53.3%	52.9%	51.7%
% of FP17s for Band 1 Urgent Courses	651	6,161	10.6%	10.0%	9.7%	9.2%
% of FP17s Relating to Free Repair or Replacements	19	6,161	0.3%	0.6%	0.6%	0.7%
% of FP17s Relating to Continuations	5	6,161	0.1%	0.8%	0.7%	0.8%
% of Patients satisfied with the dentistry they have received	2	2	N/A	93.2%	93.6%	93.5%
% of Patients satisfied with the time they had to wait for an appointment	0	2	N/A	85.0%	86.3%	87.4%

* This is based on patients treated on this contract for their most recent course of treatment.

Figures in italics indicate the base number of FP17s or Patient Questionnaire responses are less than 100. N/A is shown where the base number of responses is less than 10 during the period. % is calculated as Quantity/Base number*100

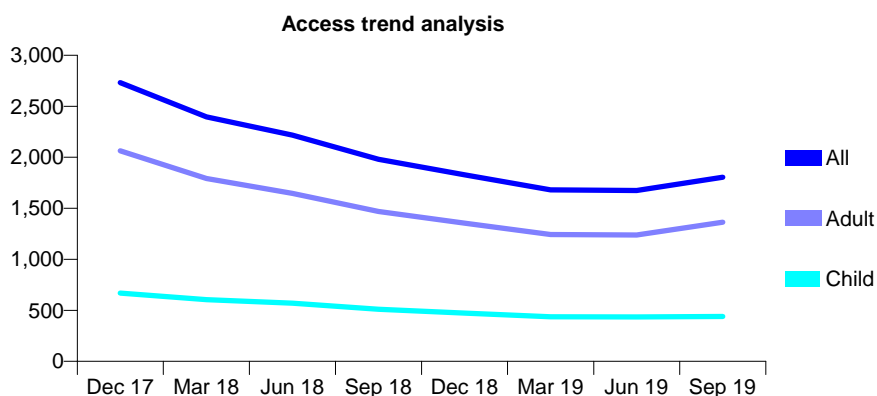
Q70 - Vital Signs At a Glance Contract Report for 192317/0001 - September 2019

Name or company name	Smile Care Dorset Limited
Contract type name	GDS Contract
Purpose of contract	General
Contract start date	01/01/2013
Contract end date	

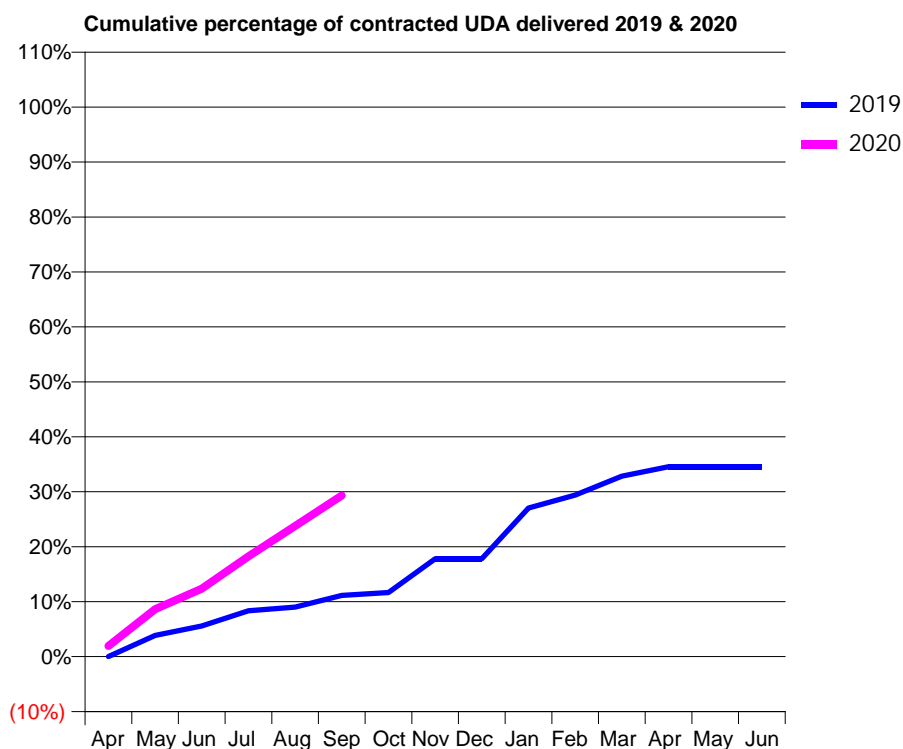
19/20 Contracted general activity (UDA)	9,883
Carry forward general activity (UDA)	0
19/20 Contracted orthodontic activity (UOA)	0
Carry forward orthodontic activity (UOA)	0
Baseline contract value	£234,443.05

ACCESS*

Patients seen in 24 months	Total	Change since previous quarter
Quarter ending September 2018	1,980	
Quarter ending December 2018	1,828	↓
Quarter ending March 2019	1,680	↓
Quarter ending June 2019	1,675	→
Quarter ending September 2019	1,804	↑
Variance since September 2018	(8.9%)	↓



ACTIVITY



Month	Adjusted Scheduled Activity (UDA)	
	2019	2020
April	0	193
May	383	856
June	552	1,221
July	826	1,804
August	892	2,350
September	1,103	2,898
October	1,152	
November	1,761	
December	1,761	
January	2,674	
February	2,904	
March	3,246	
April	3,414	
May	3,414	
June	3,414	

QUALITY

	Quantity	Base Number	Contract	AT	Region	England
% of FP17s for the same patient ID Re-attending within 3 months - Children	27	340	7.9%	9.3%	10.8%	11.5%
% of FP17s for the same patient ID Re-attending within 3 months - Adults	144	1,051	13.7%	13.7%	15.2%	15.4%
% of FP17s for the same patient ID Re-attending between 3 & 9 months - Children	106	340	31.2%	62.8%	62.2%	59.7%
% of FP17s for the same patient ID Re-attending between 3 & 9 months - Adults	283	1,051	26.9%	53.3%	52.9%	51.7%
% of FP17s for Band 1 Urgent Courses	190	1,301	14.6%	10.0%	9.7%	9.2%
% of FP17s Relating to Free Repair or Replacements	2	1,301	0.2%	0.6%	0.6%	0.7%
% of FP17s Relating to Continuations	1	1,301	0.1%	0.8%	0.7%	0.8%
% of Patients satisfied with the dentistry they have received	1	1	N/A	93.2%	93.6%	93.5%
% of Patients satisfied with the time they had to wait for an appointment	1	1	N/A	85.0%	86.3%	87.4%

* This is based on patients treated on this contract for their most recent course of treatment. Figures in italics indicate the base number of FP17s or Patient Questionnaire responses are less than 100. N/A is shown where the base number of responses is less than 10 during the period. % is calculated as Quantity/Base number*100

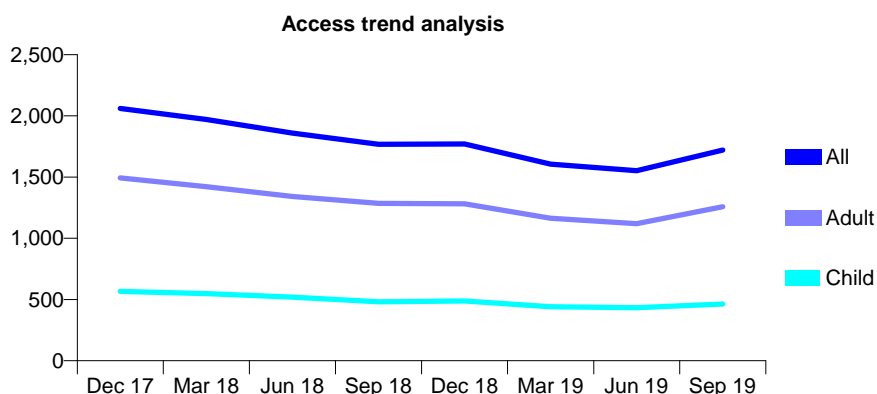
Q70 - Vital Signs At a Glance Contract Report for 192317/0002 - September 2019

Name or company name	Smile Care Dorset Limited
Contract type name	GDS Contract
Purpose of contract	General
Contract start date	01/01/2013
Contract end date	

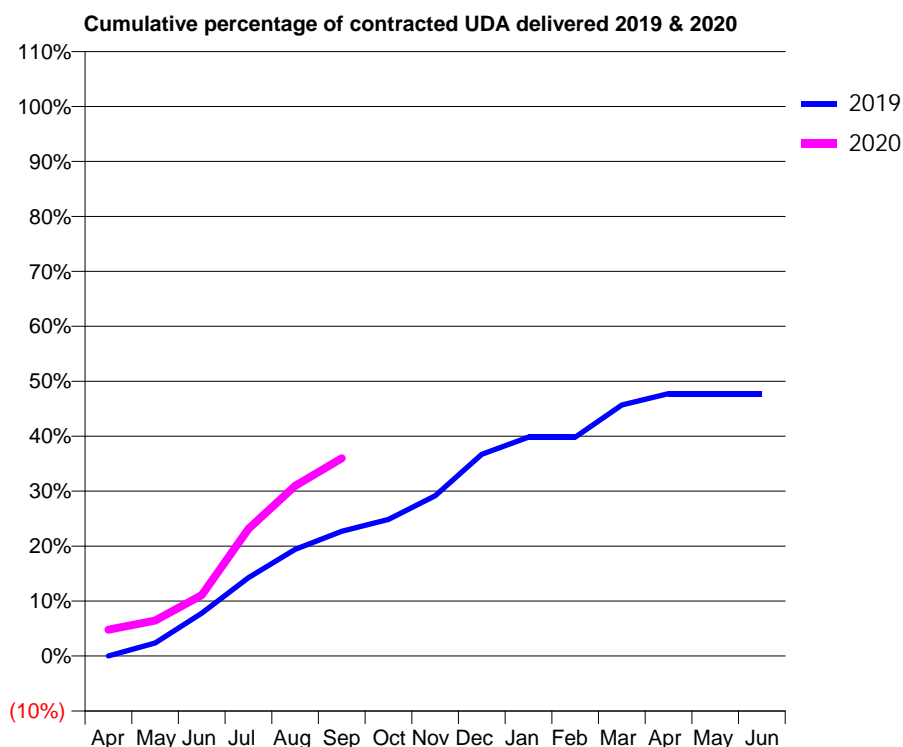
19/20 Contracted general activity (UDA)	7,000
Carry forward general activity (UDA)	0
19/20 Contracted orthodontic activity (UOA)	0
Carry forward orthodontic activity (UOA)	0
Baseline contract value	£156,312.71

ACCESS*

Patients seen in 24 months	Total	Change since previous quarter
Quarter ending September 2018	1,768	
Quarter ending December 2018	1,771	→
Quarter ending March 2019	1,606	↓
Quarter ending June 2019	1,552	↓
Quarter ending September 2019	1,721	↑
Variance since September 2018	(2.7%)	↓



ACTIVITY



Month	Adjusted Scheduled Activity (UDA)	
	2019	2020
April	0	335
May	166	453
June	547	775
July	998	1,620
August	1,360	2,169
September	1,589	2,518
October	1,741	
November	2,040	
December	2,569	
January	2,789	
February	2,789	
March	3,199	
April	3,343	
May	3,343	
June	3,343	

QUALITY

	Quantity	Base Number	Contract	AT	Region	England
% of FP17s for the same patient ID Re-attending within 3 months - Children	9	275	3.3%	9.3%	10.8%	11.5%
% of FP17s for the same patient ID Re-attending within 3 months - Adults	80	793	10.1%	13.7%	15.2%	15.4%
% of FP17s for the same patient ID Re-attending between 3 & 9 months - Children	93	275	33.8%	62.8%	62.2%	59.7%
% of FP17s for the same patient ID Re-attending between 3 & 9 months - Adults	258	793	32.5%	53.3%	52.9%	51.7%
% of FP17s for Band 1 Urgent Courses	76	1,014	7.5%	10.0%	9.7%	9.2%
% of FP17s Relating to Free Repair or Replacements	5	1,014	0.5%	0.6%	0.6%	0.7%
% of FP17s Relating to Continuations	3	1,014	0.3%	0.8%	0.7%	0.8%
% of Patients satisfied with the dentistry they have received	1	1	N/A	93.2%	93.6%	93.5%
% of Patients satisfied with the time they had to wait for an appointment	1	1	N/A	85.0%	86.3%	87.4%

* This is based on patients treated on this contract for their most recent course of treatment. Figures in italics indicate the base number of FP17s or Patient Questionnaire responses are less than 100. N/A is shown where the base number of responses is less than 10 during the period. % is calculated as Quantity/Base number*100

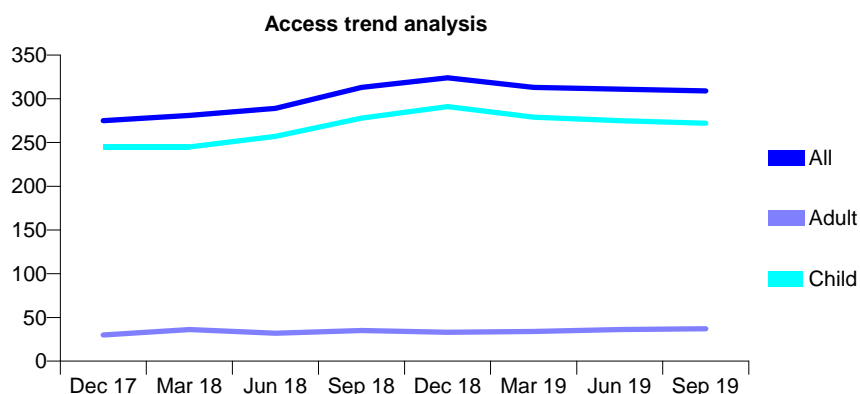
Q70 - Vital Signs At a Glance Contract Report for 194085/0001 - September 2019

Name or company name	PEZO LTD
Contract type name	GDS Contract
Purpose of contract	General
Contract start date	01/02/2008
Contract end date	

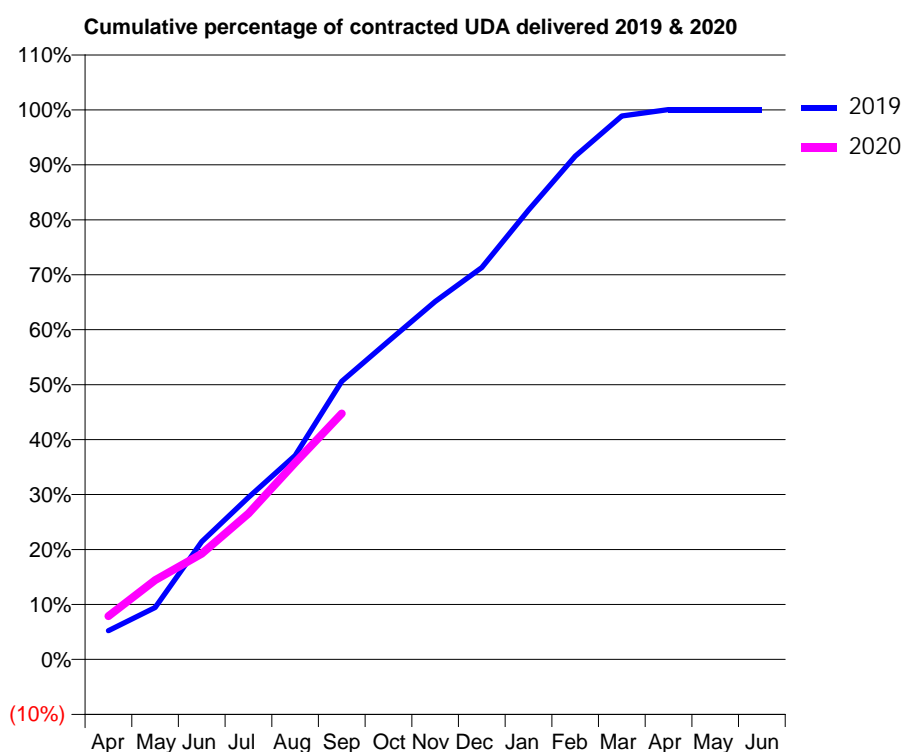
19/20 Contracted general activity (UDA)	520
Carry forward general activity (UDA)	0
19/20 Contracted orthodontic activity (UOA)	0
Carry forward orthodontic activity (UOA)	0
Baseline contract value	£12,971.02

ACCESS*

Patients seen in 24 months	Total	Change since previous quarter
Quarter ending September 2018	313	
Quarter ending December 2018	324	↑
Quarter ending March 2019	313	↓
Quarter ending June 2019	311	→
Quarter ending September 2019	309	→
Variance since September 2018	(1.3%)	↓



ACTIVITY



Month	2019	2020
April	27	41
May	49	75
June	111	100
July	153	138
August	193	186
September	263	233
October	301	
November	339	
December	371	
January	425	
February	476	
March	514	
April	520	
May	520	
June	520	

QUALITY

	Quantity	Base Number	Contract	AT	Region	England
% of FP17s for the same patient ID Re-attending within 3 months - Children	9	189	4.8%	9.3%	10.8%	11.5%
% of FP17s for the same patient ID Re-attending within 3 months - Adults	0	9	0.0%	13.7%	15.2%	15.4%
% of FP17s for the same patient ID Re-attending between 3 & 9 months - Children	138	189	73.0%	62.8%	62.2%	59.7%
% of FP17s for the same patient ID Re-attending between 3 & 9 months - Adults	7	9	77.8%	53.3%	52.9%	51.7%
% of FP17s for Band 1 Urgent Courses	3	192	1.6%	10.0%	9.7%	9.2%
% of FP17s Relating to Free Repair or Replacements	0	192	0.0%	0.6%	0.6%	0.7%
% of FP17s Relating to Continuations	1	192	0.5%	0.8%	0.7%	0.8%
% of Patients satisfied with the dentistry they have received	0	0	N/A	93.2%	93.6%	93.5%
% of Patients satisfied with the time they had to wait for an appointment	0	0	N/A	85.0%	86.3%	87.4%

* This is based on patients treated on this contract for their most recent course of treatment. Figures in italics indicate the base number of FP17s or Patient Questionnaire responses are less than 100. N/A is shown where the base number of responses is less than 10 during the period. % is calculated as Quantity/Base number*100

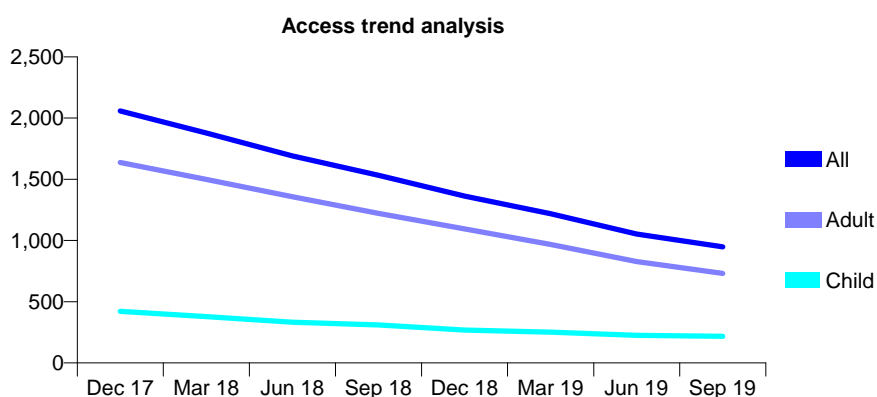
Q70 - Vital Signs At a Glance Contract Report for 194158/0001 - September 2019

Name or company name	Mrs DS Banuri
Contract type name	GDS Contract
Purpose of contract	General
Contract start date	01/04/2011
Contract end date	

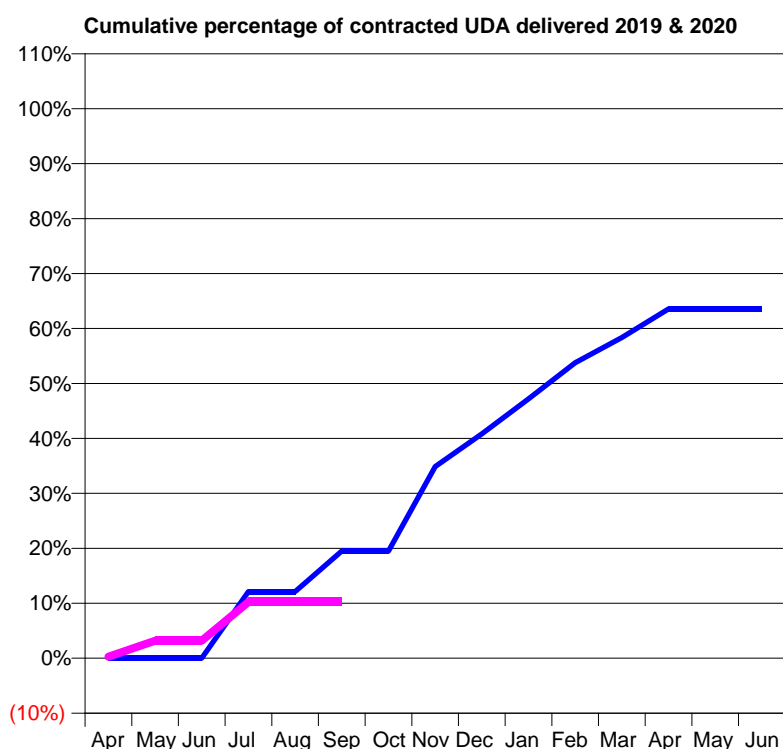
19/20 Contracted general activity (UDA)	4,000
Carry forward general activity (UDA)	0
19/20 Contracted orthodontic activity (UOA)	0
Carry forward orthodontic activity (UOA)	0
Baseline contract value	£84,496.17

ACCESS*

Patients seen in 24 months	Total	Change since previous quarter
Quarter ending September 2018	1,532	
Quarter ending December 2018	1,363	↓
Quarter ending March 2019	1,220	↓
Quarter ending June 2019	1,053	↓
Quarter ending September 2019	948	↓
Variance since September 2018	(38.1%)	↓



ACTIVITY



Month	2019	2020
April	0	11
May	0	128
June	0	128
July	486	409
August	486	409
September	780	409
October	780	
November	1,396	
December	1,633	
January	1,887	
February	2,151	
March	2,334	
April	2,543	
May	2,543	
June	2,543	

QUALITY

	Quantity	Base Number	Contract	AT	Region	England
% of FP17s for the same patient ID Re-attending within 3 months - Children	6	107	5.6%	9.3%	10.8%	11.5%
% of FP17s for the same patient ID Re-attending within 3 months - Adults	19	198	9.6%	13.7%	15.2%	15.4%
% of FP17s for the same patient ID Re-attending between 3 & 9 months - Children	60	107	56.1%	62.8%	62.2%	59.7%
% of FP17s for the same patient ID Re-attending between 3 & 9 months - Adults	77	198	38.9%	53.3%	52.9%	51.7%
% of FP17s for Band 1 Urgent Courses	13	216	6.0%	10.0%	9.7%	9.2%
% of FP17s Relating to Free Repair or Replacements	0	216	0.0%	0.6%	0.6%	0.7%
% of FP17s Relating to Continuations	4	216	1.9%	0.8%	0.7%	0.8%
% of Patients satisfied with the dentistry they have received	0	0	N/A	93.2%	93.6%	93.5%
% of Patients satisfied with the time they had to wait for an appointment	0	0	N/A	85.0%	86.3%	87.4%

* This is based on patients treated on this contract for their most recent course of treatment.

Figures in italics indicate the base number of FP17s or Patient Questionnaire responses are less than 100. N/A is shown where the base number of responses is less than 10 during the period. % is calculated as Quantity/Base number*100

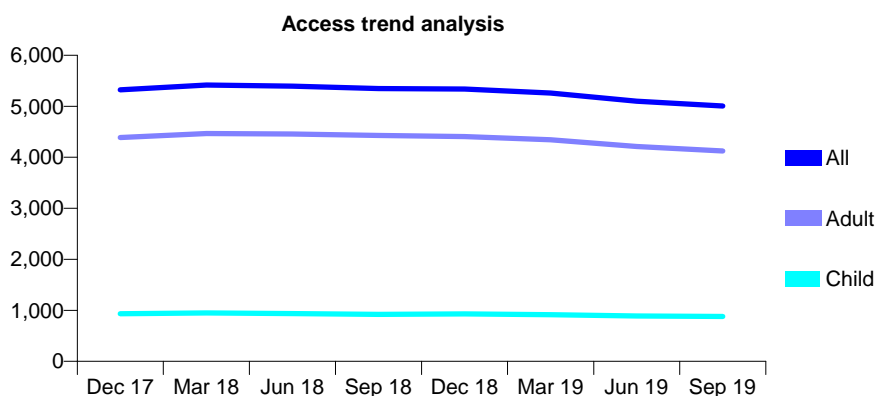
Q70 - Vital Signs At a Glance Contract Report for 194808/0001 - September 2019

Name or company name	Paul Bester and Forbes Watson Limited Lia
Contract type name	GDS Contract
Purpose of contract	General
Contract start date	01/07/2013
Contract end date	

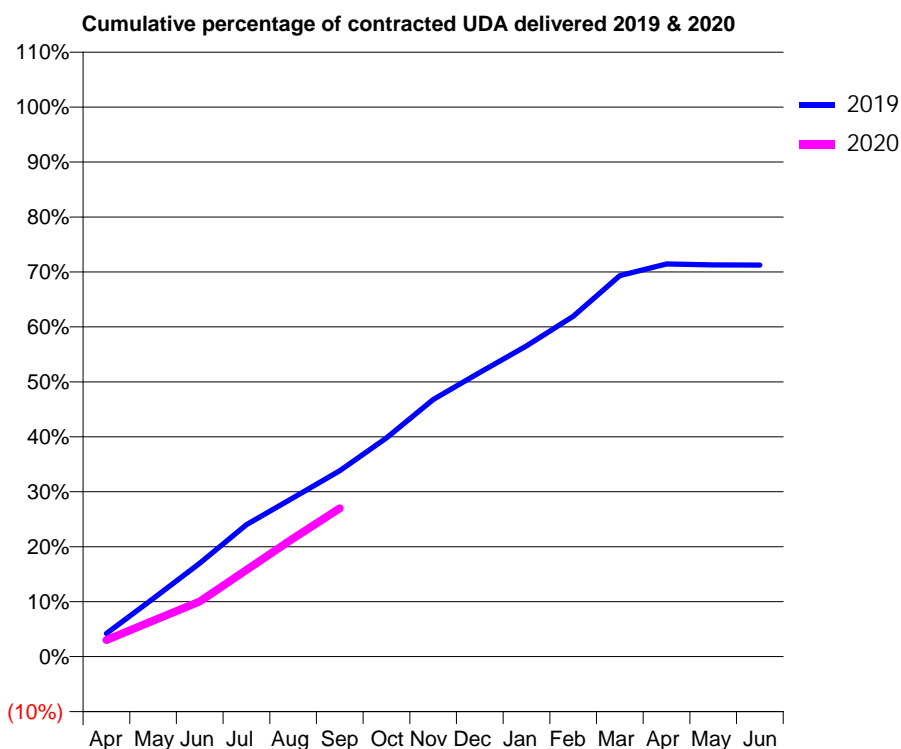
19/20 Contracted general activity (UDA)	19,000
Carry forward general activity (UDA)	0
19/20 Contracted orthodontic activity (UOA)	0
Carry forward orthodontic activity (UOA)	0
Baseline contract value	£502,270.55

ACCESS*

Patients seen in 24 months	Total	Change since previous quarter
Quarter ending September 2018	5,349	
Quarter ending December 2018	5,336	→
Quarter ending March 2019	5,260	↓
Quarter ending June 2019	5,100	↓
Quarter ending September 2019	5,004	↓
Variance since September 2018	(6.4%)	↓



ACTIVITY



Month	Adjusted Scheduled Activity (UDA)	
	2019	2020
April	802	573
May	2,006	1,242
June	3,231	1,907
July	4,565	2,997
August	5,495	4,087
September	6,431	5,129
October	7,565	
November	8,886	
December	9,824	
January	10,742	
February	11,763	
March	13,169	
April	13,574	
May	13,543	
June	13,537	

QUALITY

	Quantity	Base Number	Contract	AT	Region	England
% of FP17s for the same patient ID Re-attending within 3 months - Children	31	526	5.9%	9.3%	10.8%	11.5%
% of FP17s for the same patient ID Re-attending within 3 months - Adults	341	2,623	13.0%	13.7%	15.2%	15.4%
% of FP17s for the same patient ID Re-attending between 3 & 9 months - Children	309	526	58.7%	62.8%	62.2%	59.7%
% of FP17s for the same patient ID Re-attending between 3 & 9 months - Adults	1,596	2,623	60.8%	53.3%	52.9%	51.7%
% of FP17s for Band 1 Urgent Courses	160	2,935	5.5%	10.0%	9.7%	9.2%
% of FP17s Relating to Free Repair or Replacements	15	2,935	0.5%	0.6%	0.6%	0.7%
% of FP17s Relating to Continuations	15	2,935	0.5%	0.8%	0.7%	0.8%
% of Patients satisfied with the dentistry they have received	2	2	N/A	93.2%	93.6%	93.5%
% of Patients satisfied with the time they had to wait for an appointment	2	2	N/A	85.0%	86.3%	87.4%

* This is based on patients treated on this contract for their most recent course of treatment. Figures in italics indicate the base number of FP17s or Patient Questionnaire responses are less than 100. N/A is shown where the base number of responses is less than 10 during the period. % is calculated as Quantity/Base number*100

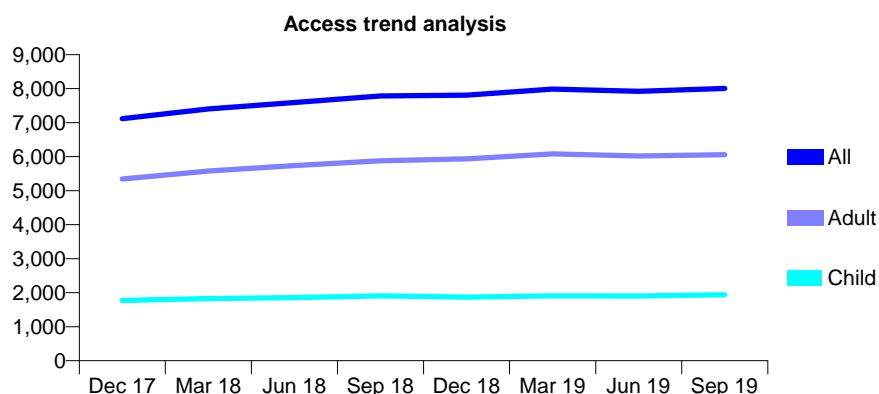
Q70 - Vital Signs At a Glance Contract Report for 195871/0001 - September 2019

Name or company name	Dental Group Ltd
Contract type name	GDS Contract
Purpose of contract	General
Contract start date	01/04/2012
Contract end date	

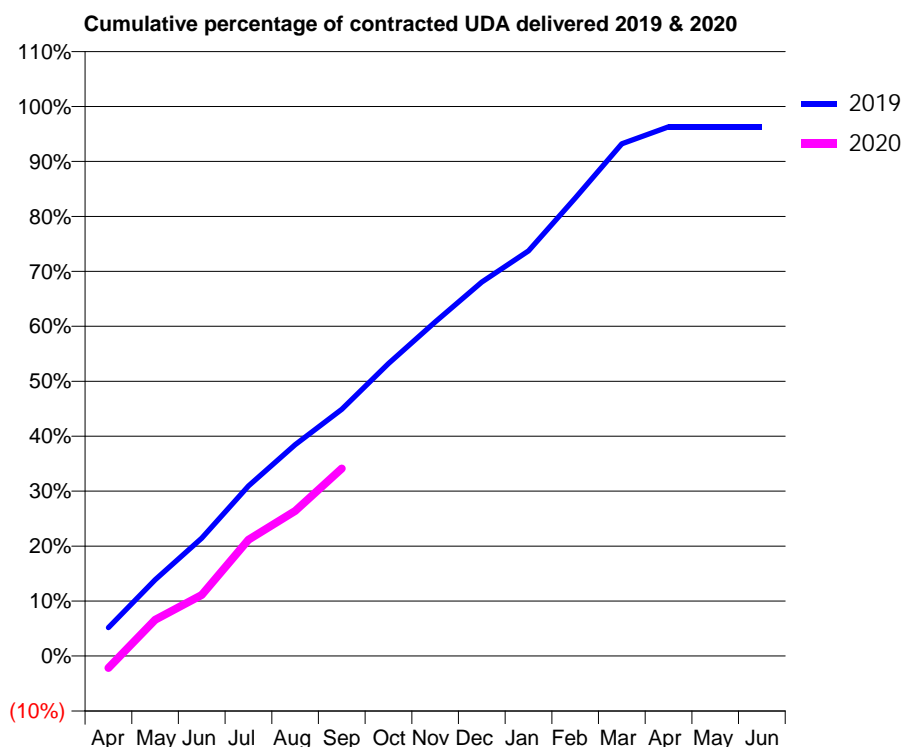
19/20 Contracted general activity (UDA)	19,090
Carry forward general activity (UDA)	704
19/20 Contracted orthodontic activity (UOA)	0
Carry forward orthodontic activity (UOA)	0
Baseline contract value	£551,936.67

ACCESS*

Patients seen in 24 months	Total	Change since previous quarter
Quarter ending September 2018	7,788	
Quarter ending December 2018	7,811	→
Quarter ending March 2019	7,985	↑
Quarter ending June 2019	7,925	→
Quarter ending September 2019	8,007	→
Variance since September 2018	2.8%	↑



ACTIVITY



Month	Adjusted Scheduled Activity (UDA)	
	2019	2020
April	991	-417
May	2,652	1,262
June	4,099	2,118
July	5,911	4,040
August	7,341	5,045
September	8,574	6,509
October	10,161	
November	11,607	
December	12,986	
January	14,078	
February	15,906	
March	17,792	
April	18,383	
May	18,386	
June	18,386	

QUALITY

	Quantity	Base Number	Contract	AT	Region	England
% of FP17s for the same patient ID Re-attending within 3 months - Children	87	1,350	6.4%	9.3%	10.8%	11.5%
% of FP17s for the same patient ID Re-attending within 3 months - Adults	442	3,450	12.8%	13.7%	15.2%	15.4%
% of FP17s for the same patient ID Re-attending between 3 & 9 months - Children	763	1,350	56.5%	62.8%	62.2%	59.7%
% of FP17s for the same patient ID Re-attending between 3 & 9 months - Adults	1,833	3,450	53.1%	53.3%	52.9%	51.7%
% of FP17s for Band 1 Urgent Courses	450	4,129	10.9%	10.0%	9.7%	9.2%
% of FP17s Relating to Free Repair or Replacements	10	4,129	0.2%	0.6%	0.6%	0.7%
% of FP17s Relating to Continuations	47	4,129	1.1%	0.8%	0.7%	0.8%
% of Patients satisfied with the dentistry they have received	3	3	N/A	93.2%	93.6%	93.5%
% of Patients satisfied with the time they had to wait for an appointment	2	3	N/A	85.0%	86.3%	87.4%

* This is based on patients treated on this contract for their most recent course of treatment. Figures in italics indicate the base number of FP17s or Patient Questionnaire responses are less than 100. N/A is shown where the base number of responses is less than 10 during the period. % is calculated as Quantity/Base number*100

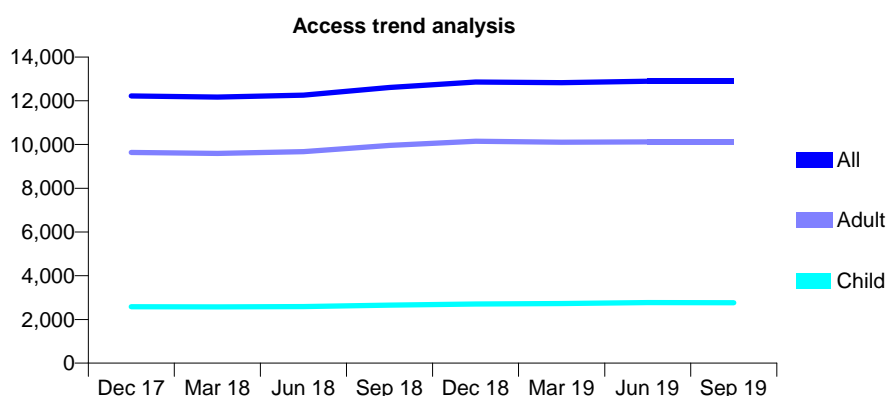
Q70 - Vital Signs At a Glance Contract Report for 195901/0001 - September 2019

Name or company name	Dr Anushika Brogan
Contract type name	GDS Contract
Purpose of contract	General
Contract start date	08/09/2007
Contract end date	

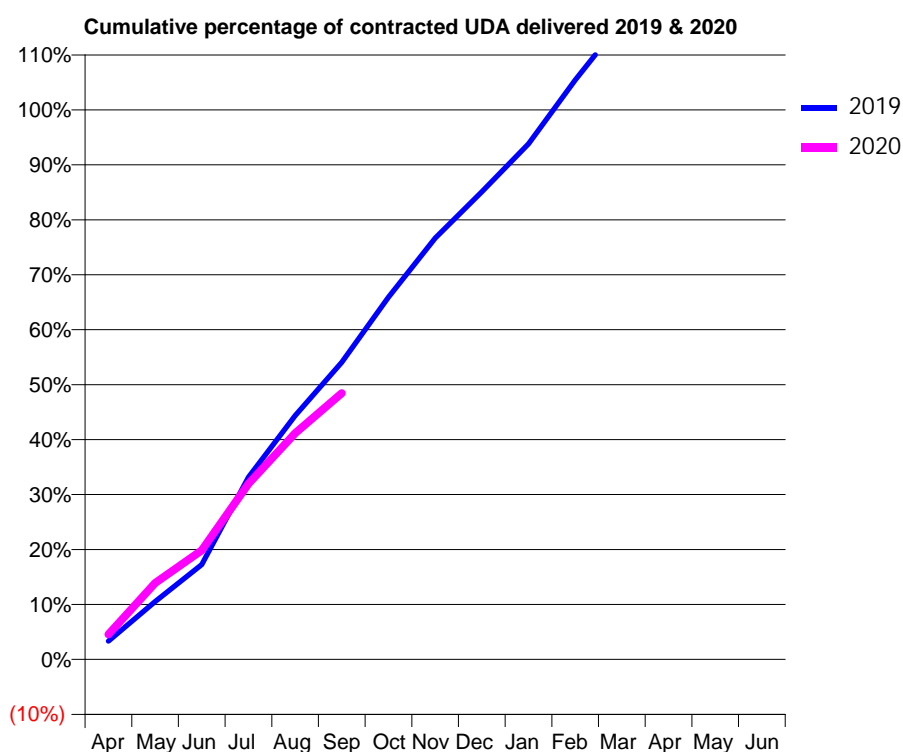
19/20 Contracted general activity (UDA)	29,887
Carry forward general activity (UDA)	0
19/20 Contracted orthodontic activity (UOA)	0
Carry forward orthodontic activity (UOA)	0
Baseline contract value	£807,539.38

ACCESS*

Patients seen in 24 months	Total	Change since previous quarter
Quarter ending September 2018	12,609	
Quarter ending December 2018	12,855	→
Quarter ending March 2019	12,824	→
Quarter ending June 2019	12,892	→
Quarter ending September 2019	12,892	→
Variance since September 2018	2.2%	↑



ACTIVITY



Month	2019	2020
April	994	1,369
May	3,146	4,157
June	5,162	5,937
July	9,910	9,554
August	13,262	12,306
September	16,155	14,483
October	19,701	
November	22,916	
December	25,422	
January	28,033	
February	31,510	
March	34,676	
April	35,869	
May	35,900	
June	35,916	

QUALITY

	Quantity	Base Number	Contract	AT	Region	England
% of FP17s for the same patient ID Re-attending within 3 months - Children	87	1,894	4.6%	9.3%	10.8%	11.5%
% of FP17s for the same patient ID Re-attending within 3 months - Adults	718	5,981	12.0%	13.7%	15.2%	15.4%
% of FP17s for the same patient ID Re-attending between 3 & 9 months - Children	1,180	1,894	62.3%	62.8%	62.2%	59.7%
% of FP17s for the same patient ID Re-attending between 3 & 9 months - Adults	2,938	5,981	49.1%	53.3%	52.9%	51.7%
% of FP17s for Band 1 Urgent Courses	816	7,340	11.1%	10.0%	9.7%	9.2%
% of FP17s Relating to Free Repair or Replacements	36	7,340	0.5%	0.6%	0.6%	0.7%
% of FP17s Relating to Continuations	12	7,340	0.2%	0.8%	0.7%	0.8%
% of Patients satisfied with the dentistry they have received	1	1	N/A	93.2%	93.6%	93.5%
% of Patients satisfied with the time they had to wait for an appointment	1	1	N/A	85.0%	86.3%	87.4%

* This is based on patients treated on this contract for their most recent course of treatment. Figures in italics indicate the base number of FP17s or Patient Questionnaire responses are less than 100. N/A is shown where the base number of responses is less than 10 during the period. % is calculated as Quantity/Base number*100

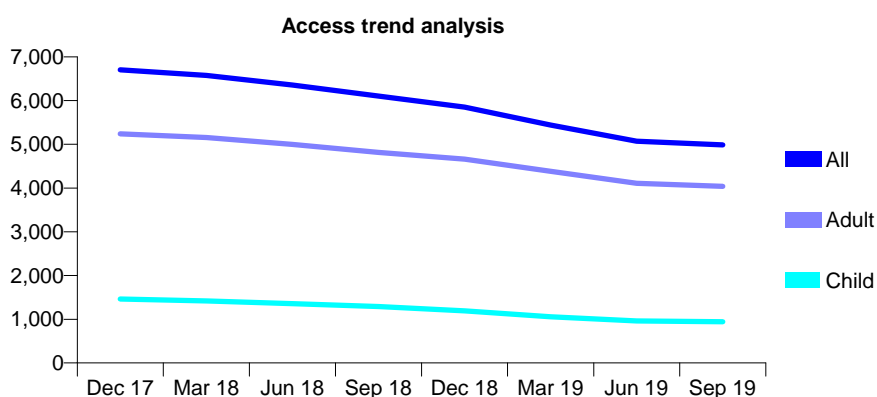
Q70 - Vital Signs At a Glance Contract Report for 196398/0001 - September 2019

Name or company name	S Cowley, R Ingham and J Angelo
Contract type name	GDS Contract
Purpose of contract	General
Contract start date	01/12/2010
Contract end date	

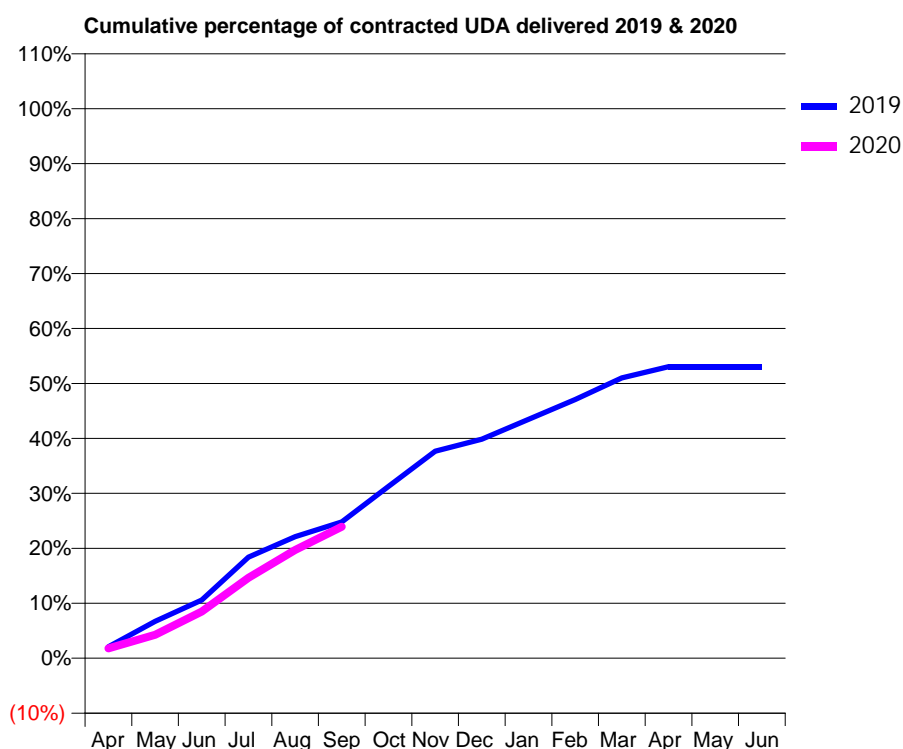
19/20 Contracted general activity (UDA)	21,600
Carry forward general activity (UDA)	0
19/20 Contracted orthodontic activity (UOA)	0
Carry forward orthodontic activity (UOA)	0
Baseline contract value	£660,919.64

ACCESS*

Patients seen in 24 months	Total	Change since previous quarter
Quarter ending September 2018	6,104	
Quarter ending December 2018	5,851	↓
Quarter ending March 2019	5,439	↓
Quarter ending June 2019	5,072	↓
Quarter ending September 2019	4,985	↓
Variance since September 2018	(18.3%)	↓



ACTIVITY



Month	2019	2020
April	450	390
May	1,450	927
June	2,286	1,831
July	3,977	3,163
August	4,779	4,253
September	5,362	5,166
October	6,754	
November	8,138	
December	8,611	
January	9,390	
February	10,168	
March	11,018	
April	11,460	
May	11,460	
June	11,460	

QUALITY

	Quantity	Base Number	Contract	AT	Region	England
% of FP17s for the same patient ID Re-attending within 3 months - Children	29	526	5.5%	9.3%	10.8%	11.5%
% of FP17s for the same patient ID Re-attending within 3 months - Adults	350	2,446	14.3%	13.7%	15.2%	15.4%
% of FP17s for the same patient ID Re-attending between 3 & 9 months - Children	145	526	27.6%	62.8%	62.2%	59.7%
% of FP17s for the same patient ID Re-attending between 3 & 9 months - Adults	925	2,446	37.8%	53.3%	52.9%	51.7%
% of FP17s for Band 1 Urgent Courses	360	2,818	12.8%	10.0%	9.7%	9.2%
% of FP17s Relating to Free Repair or Replacements	15	2,818	0.5%	0.6%	0.6%	0.7%
% of FP17s Relating to Continuations	84	2,818	3.0%	0.8%	0.7%	0.8%
% of Patients satisfied with the dentistry they have received	1	1	N/A	93.2%	93.6%	93.5%
% of Patients satisfied with the time they had to wait for an appointment	1	1	N/A	85.0%	86.3%	87.4%

* This is based on patients treated on this contract for their most recent course of treatment.

Figures in italics indicate the base number of FP17s or Patient Questionnaire responses are less than 100. N/A is shown where the base number of responses is less than 10 during the period. % is calculated as Quantity/Base number*100

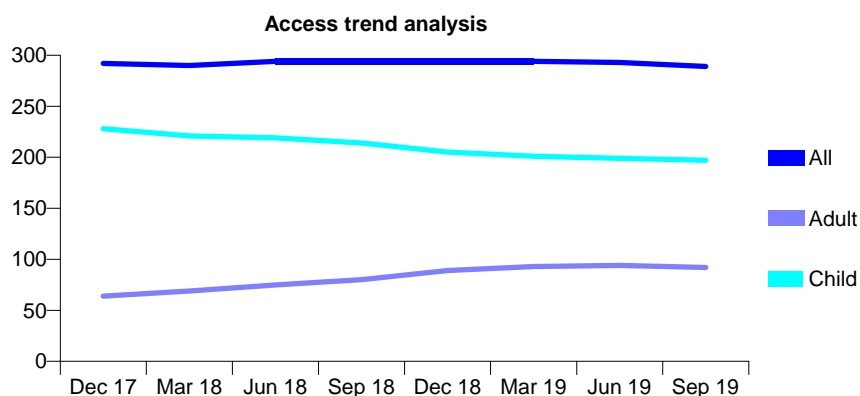
Q70 - Vital Signs At a Glance Contract Report for 197556/0001 - September 2019

Name or company name	M Sehat
Contract type name	GDS Contract
Purpose of contract	General
Contract start date	15/09/2010
Contract end date	

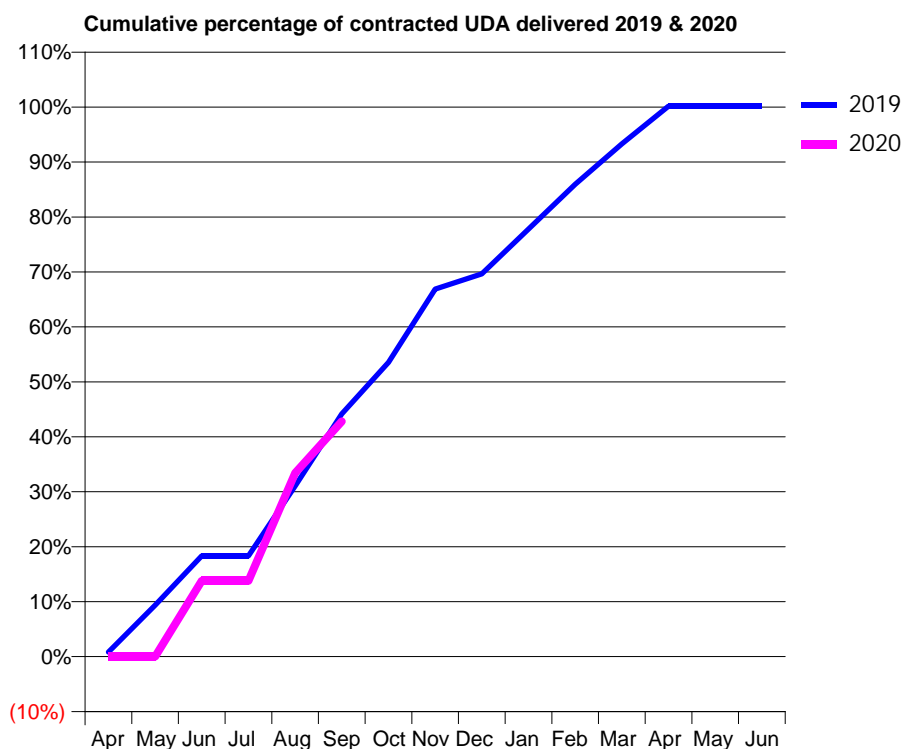
19/20 Contracted general activity (UDA)	480
Carry forward general activity (UDA)	0
19/20 Contracted orthodontic activity (UOA)	0
Carry forward orthodontic activity (UOA)	0
Baseline contract value	£12,606.63

ACCESS*

Patients seen in 24 months	Total	Change since previous quarter
Quarter ending September 2018	294	
Quarter ending December 2018	294	→
Quarter ending March 2019	294	→
Quarter ending June 2019	293	→
Quarter ending September 2019	289	↓
Variance since September 2018	(1.7%)	↓



ACTIVITY



Month	Adjusted Scheduled Activity (UDA)	
	2019	2020
April	4	0
May	45	0
June	88	66
July	88	66
August	149	160
September	212	205
October	257	
November	321	
December	334	
January	373	
February	413	
March	448	
April	481	
May	481	
June	481	

QUALITY

	Quantity	Base Number	Contract	AT	Region	England
% of FP17s for the same patient ID Re-attending within 3 months - Children	2	138	1.4%	9.3%	10.8%	11.5%
% of FP17s for the same patient ID Re-attending within 3 months - Adults	0	34	0.0%	13.7%	15.2%	15.4%
% of FP17s for the same patient ID Re-attending between 3 & 9 months - Children	94	138	68.1%	62.8%	62.2%	59.7%
% of FP17s for the same patient ID Re-attending between 3 & 9 months - Adults	17	34	50.0%	53.3%	52.9%	51.7%
% of FP17s for Band 1 Urgent Courses	2	151	1.3%	10.0%	9.7%	9.2%
% of FP17s Relating to Free Repair or Replacements	0	151	0.0%	0.6%	0.6%	0.7%
% of FP17s Relating to Continuations	0	151	0.0%	0.8%	0.7%	0.8%
% of Patients satisfied with the dentistry they have received	0	0	N/A	93.2%	93.6%	93.5%
% of Patients satisfied with the time they had to wait for an appointment	0	0	N/A	85.0%	86.3%	87.4%

* This is based on patients treated on this contract for their most recent course of treatment. Figures in italics indicate the base number of FP17s or Patient Questionnaire responses are less than 100. N/A is shown where the base number of responses is less than 10 during the period. % is calculated as Quantity/Base number*100

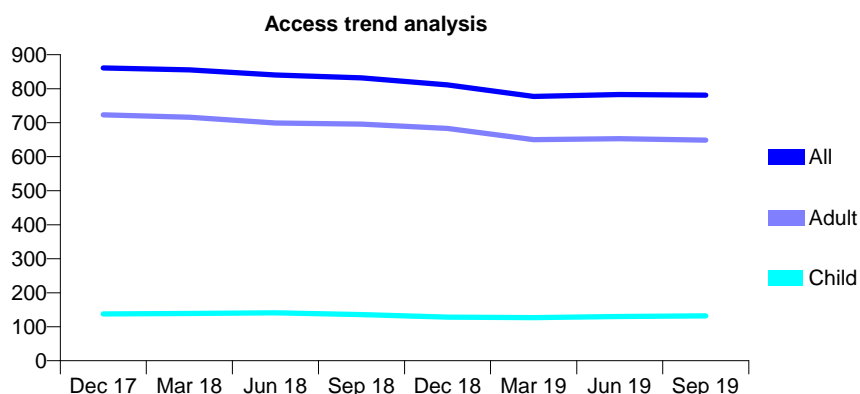
Q70 - Vital Signs At a Glance Contract Report for 198528/0001 - September 2019

Name or company name	Littlemoor Dental Surgery
Contract type name	GDS Contract
Purpose of contract	General
Contract start date	02/01/2015
Contract end date	

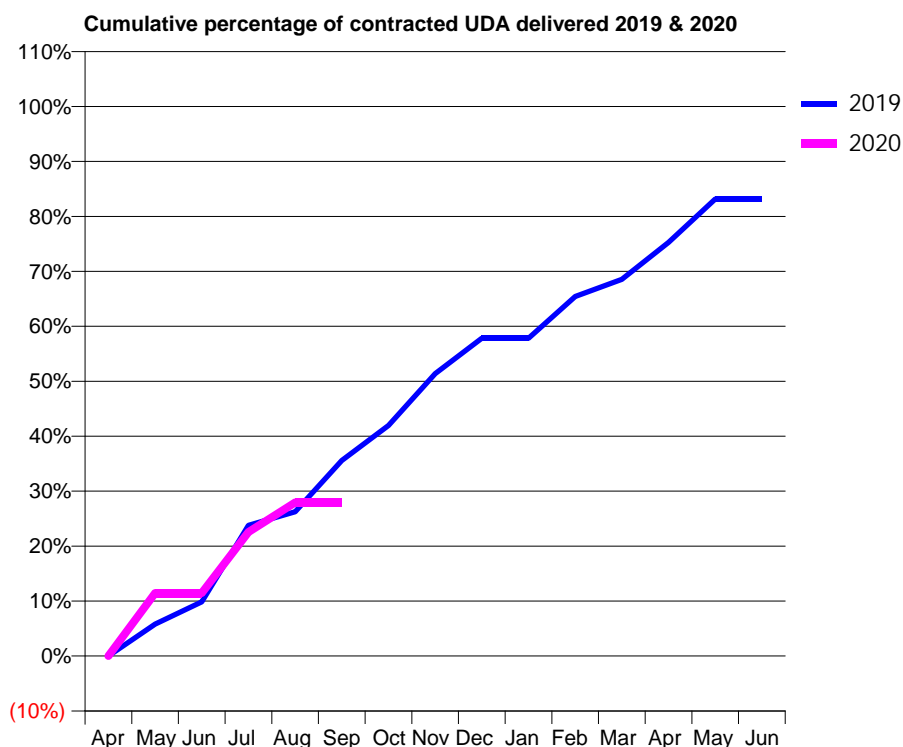
19/20 Contracted general activity (UDA)	4,717
Carry forward general activity (UDA)	0
19/20 Contracted orthodontic activity (UOA)	0
Carry forward orthodontic activity (UOA)	0
Baseline contract value	£116,449.39

ACCESS*

Patients seen in 24 months	Total	Change since previous quarter
Quarter ending September 2018	832	
Quarter ending December 2018	811	↓
Quarter ending March 2019	777	↓
Quarter ending June 2019	783	→
Quarter ending September 2019	781	→
Variance since September 2018	(6.1%)	↓



ACTIVITY



Month	Adjusted Scheduled Activity (UDA)	
	2019	2020
April	0	0
May	274	541
June	465	541
July	1,121	1,064
August	1,238	1,318
September	1,678	1,318
October	1,979	
November	2,424	
December	2,728	
January	2,728	
February	3,087	
March	3,233	
April	3,550	
May	3,922	
June	3,922	

QUALITY

	Quantity	Base Number	Contract	AT	Region	England
% of FP17s for the same patient ID Re-attending within 3 months - Children	8	123	6.5%	9.3%	10.8%	11.5%
% of FP17s for the same patient ID Re-attending within 3 months - Adults	155	654	23.7%	13.7%	15.2%	15.4%
% of FP17s for the same patient ID Re-attending between 3 & 9 months - Children	63	123	51.2%	62.8%	62.2%	59.7%
% of FP17s for the same patient ID Re-attending between 3 & 9 months - Adults	353	654	54.0%	53.3%	52.9%	51.7%
% of FP17s for Band 1 Urgent Courses	30	454	6.6%	10.0%	9.7%	9.2%
% of FP17s Relating to Free Repair or Replacements	13	454	2.9%	0.6%	0.6%	0.7%
% of FP17s Relating to Continuations	13	454	2.9%	0.8%	0.7%	0.8%
% of Patients satisfied with the dentistry they have received	0	0	N/A	93.2%	93.6%	93.5%
% of Patients satisfied with the time they had to wait for an appointment	0	0	N/A	85.0%	86.3%	87.4%

* This is based on patients treated on this contract for their most recent course of treatment. Figures in italics indicate the base number of FP17s or Patient Questionnaire responses are less than 100. N/A is shown where the base number of responses is less than 10 during the period. % is calculated as Quantity/Base number*100

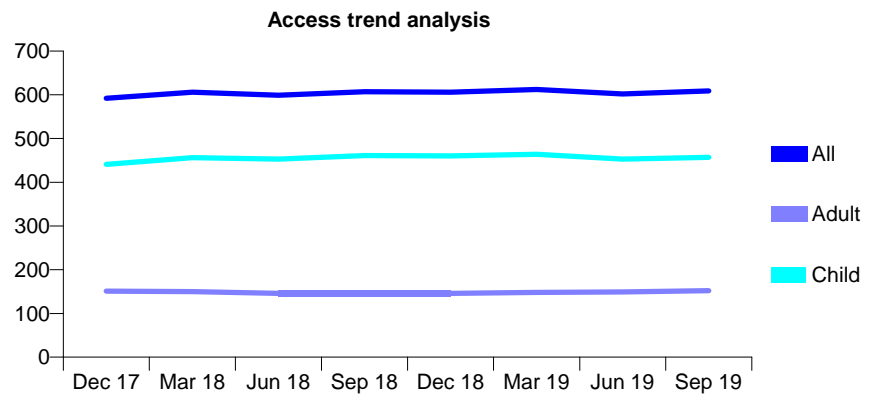
Q70 - Vital Signs At a Glance Contract Report for 198714/0001 - September 2019

Name or company name	Dr Uzma Rashid Ahmed
Contract type name	GDS Contract
Purpose of contract	General
Contract start date	01/05/2014
Contract end date	

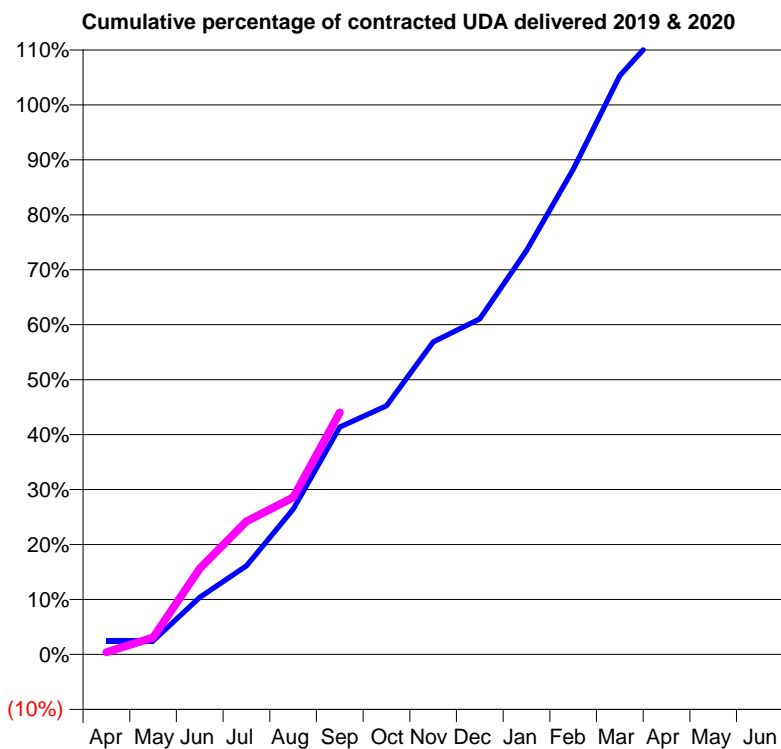
19/20 Contracted general activity (UDA)	1,462
Carry forward general activity (UDA)	0
19/20 Contracted orthodontic activity (UOA)	0
Carry forward orthodontic activity (UOA)	0
Baseline contract value	£38,220.90

ACCESS*

Patients seen in 24 months	Total	Change since previous quarter
Quarter ending September 2018	607	
Quarter ending December 2018	606	→
Quarter ending March 2019	612	→
Quarter ending June 2019	602	↓
Quarter ending September 2019	609	→
Variance since September 2018	0.3%	→



ACTIVITY



Month	Adjusted Scheduled Activity (UDA)	
	2019	2020
April	36	6
May	36	45
June	152	228
July	236	354
August	386	417
September	605	644
October	662	
November	832	
December	893	
January	1,074	
February	1,291	
March	1,540	
April	1,676	
May	1,683	
June	1,683	

QUALITY

	Quantity	Base Number	Contract	AT	Region	England
% of FP17s for the same patient ID Re-attending within 3 months - Children	17	384	4.4%	9.3%	10.8%	11.5%
% of FP17s for the same patient ID Re-attending within 3 months - Adults	16	78	20.5%	13.7%	15.2%	15.4%
% of FP17s for the same patient ID Re-attending between 3 & 9 months - Children	288	384	75.0%	62.8%	62.2%	59.7%
% of FP17s for the same patient ID Re-attending between 3 & 9 months - Adults	45	78	57.7%	53.3%	52.9%	51.7%
% of FP17s for Band 1 Urgent Courses	3	376	0.8%	10.0%	9.7%	9.2%
% of FP17s Relating to Free Repair or Replacements	0	376	0.0%	0.6%	0.6%	0.7%
% of FP17s Relating to Continuations	5	376	1.3%	0.8%	0.7%	0.8%
% of Patients satisfied with the dentistry they have received	0	0	N/A	93.2%	93.6%	93.5%
% of Patients satisfied with the time they had to wait for an appointment	0	0	N/A	85.0%	86.3%	87.4%

* This is based on patients treated on this contract for their most recent course of treatment. Figures in italics indicate the base number of FP17s or Patient Questionnaire responses are less than 100. N/A is shown where the base number of responses is less than 10 during the period. % is calculated as Quantity/Base number*100

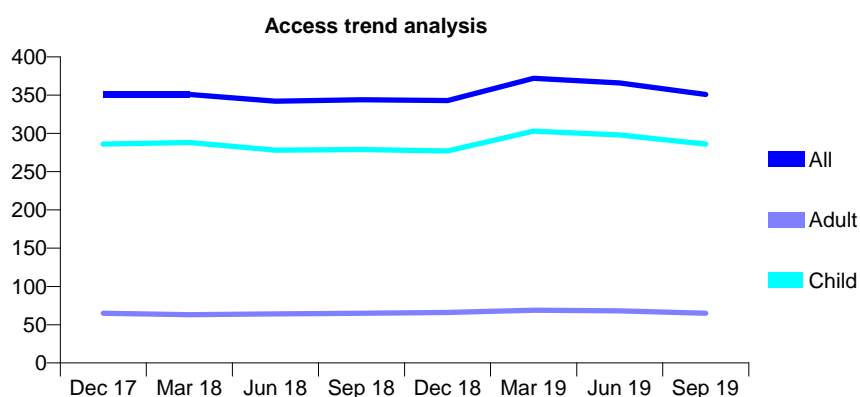
Q70 - Vital Signs At a Glance Contract Report for 198870/0001 - September 2019

Name or company name	Brown Henning Partnership
Contract type name	GDS Contract
Purpose of contract	General
Contract start date	01/01/2014
Contract end date	

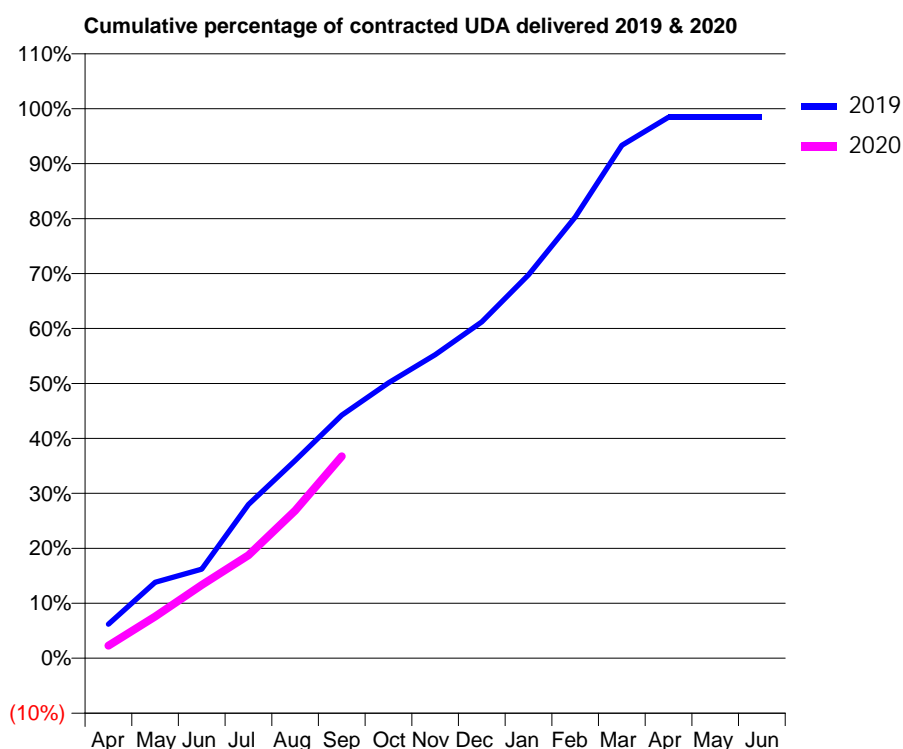
19/20 Contracted general activity (UDA)	800
Carry forward general activity (UDA)	12
19/20 Contracted orthodontic activity (UOA)	0
Carry forward orthodontic activity (UOA)	0
Baseline contract value	£20,993.97

ACCESS*

Patients seen in 24 months	Total	Change since previous quarter
Quarter ending September 2018	344	
Quarter ending December 2018	343	→
Quarter ending March 2019	372	↑
Quarter ending June 2019	366	↓
Quarter ending September 2019	351	↓
Variance since September 2018	2.0%	↑



ACTIVITY



Month	2019	2020
April	50	18
May	111	61
June	130	107
July	224	150
August	288	215
September	354	294
October	401	
November	442	
December	490	
January	558	
February	642	
March	747	
April	788	
May	788	
June	788	

QUALITY

	Quantity	Base Number	Contract	AT	Region	England
% of FP17s for the same patient ID Re-attending within 3 months - Children	5	242	2.1%	9.3%	10.8%	11.5%
% of FP17s for the same patient ID Re-attending within 3 months - Adults	0	25	0.0%	13.7%	15.2%	15.4%
% of FP17s for the same patient ID Re-attending between 3 & 9 months - Children	183	242	75.6%	62.8%	62.2%	59.7%
% of FP17s for the same patient ID Re-attending between 3 & 9 months - Adults	20	25	80.0%	53.3%	52.9%	51.7%
% of FP17s for Band 1 Urgent Courses	5	239	2.1%	10.0%	9.7%	9.2%
% of FP17s Relating to Free Repair or Replacements	0	239	0.0%	0.6%	0.6%	0.7%
% of FP17s Relating to Continuations	0	239	0.0%	0.8%	0.7%	0.8%
% of Patients satisfied with the dentistry they have received	0	0	N/A	93.2%	93.6%	93.5%
% of Patients satisfied with the time they had to wait for an appointment	0	0	N/A	85.0%	86.3%	87.4%

* This is based on patients treated on this contract for their most recent course of treatment. Figures in italics indicate the base number of FP17s or Patient Questionnaire responses are less than 100. N/A is shown where the base number of responses is less than 10 during the period. % is calculated as Quantity/Base number*100

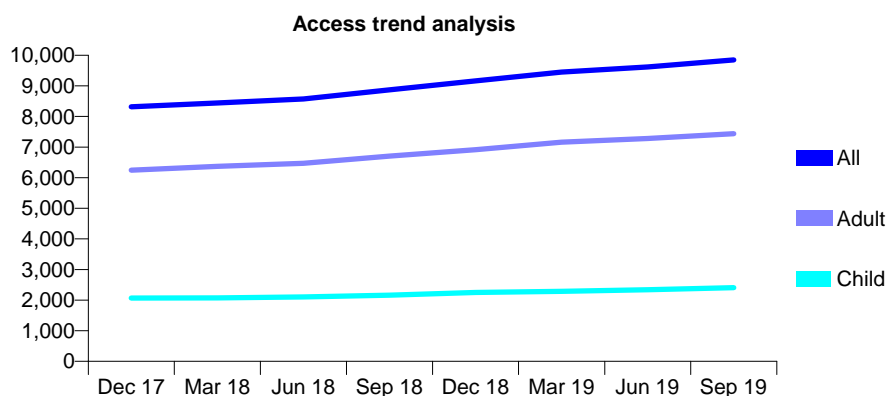
Q70 - Vital Signs At a Glance Contract Report for 199230/0001 - September 2019

Name or company name	Olivers Battery Dental Surgery
Contract type name	GDS Contract
Purpose of contract	General
Contract start date	01/04/2013
Contract end date	

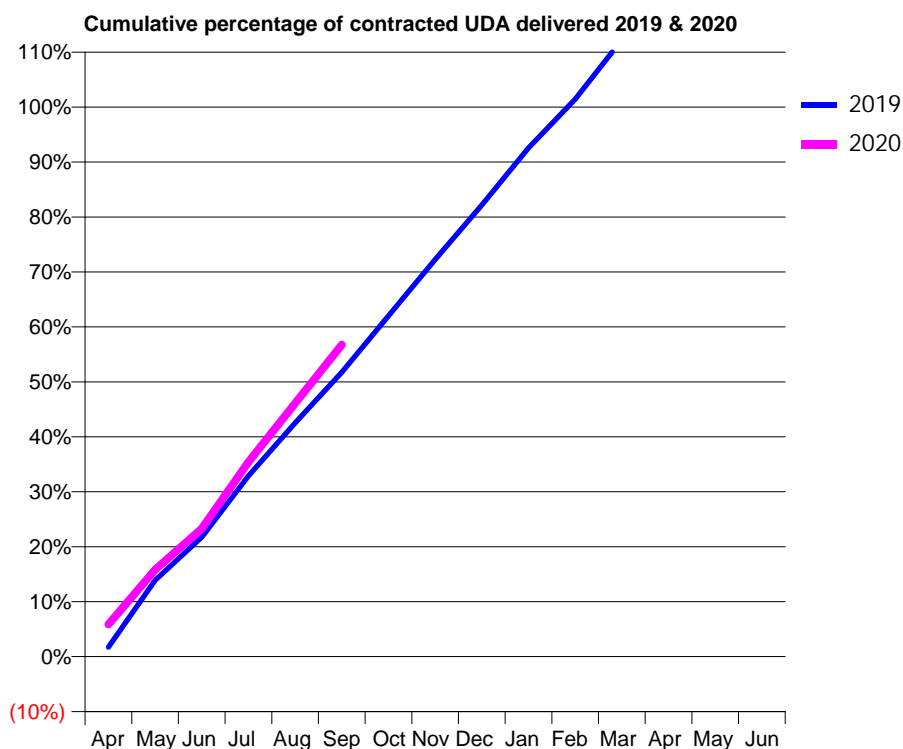
19/20 Contracted general activity (UDA)	22,752
Carry forward general activity (UDA)	0
19/20 Contracted orthodontic activity (UOA)	0
Carry forward orthodontic activity (UOA)	0
Baseline contract value	£781,639.16

ACCESS*

Patients seen in 24 months	Total	Change since previous quarter
Quarter ending September 2018	8,869	
Quarter ending December 2018	9,165	↑
Quarter ending March 2019	9,451	↑
Quarter ending June 2019	9,620	→
Quarter ending September 2019	9,848	↑
Variance since September 2018	11.0%	↑



ACTIVITY



Month	Adjusted Scheduled Activity (UDA)	
	2019	2020
April	395	1,342
May	3,167	3,602
June	4,944	5,295
July	7,484	8,060
August	9,678	10,494
September	11,776	12,910
October	14,108	
November	16,441	
December	18,690	
January	21,061	
February	23,082	
March	25,527	
April	26,389	
May	26,393	
June	26,395	

QUALITY

	Quantity	Base Number	Contract	AT	Region	England
% of FP17s for the same patient ID Re-attending within 3 months - Children	102	2,023	5.0%	9.3%	10.8%	11.5%
% of FP17s for the same patient ID Re-attending within 3 months - Adults	804	5,630	14.3%	13.7%	15.2%	15.4%
% of FP17s for the same patient ID Re-attending between 3 & 9 months - Children	1,404	2,023	69.4%	62.8%	62.2%	59.7%
% of FP17s for the same patient ID Re-attending between 3 & 9 months - Adults	3,093	5,630	54.9%	53.3%	52.9%	51.7%
% of FP17s for Band 1 Urgent Courses	731	7,182	10.2%	10.0%	9.7%	9.2%
% of FP17s Relating to Free Repair or Replacements	30	7,182	0.4%	0.6%	0.6%	0.7%
% of FP17s Relating to Continuations	21	7,182	0.3%	0.8%	0.7%	0.8%
% of Patients satisfied with the dentistry they have received	2	2	N/A	93.2%	93.6%	93.5%
% of Patients satisfied with the time they had to wait for an appointment	1	2	N/A	85.0%	86.3%	87.4%

* This is based on patients treated on this contract for their most recent course of treatment. Figures in italics indicate the base number of FP17s or Patient Questionnaire responses are less than 100. N/A is shown where the base number of responses is less than 10 during the period. % is calculated as Quantity/Base number*100

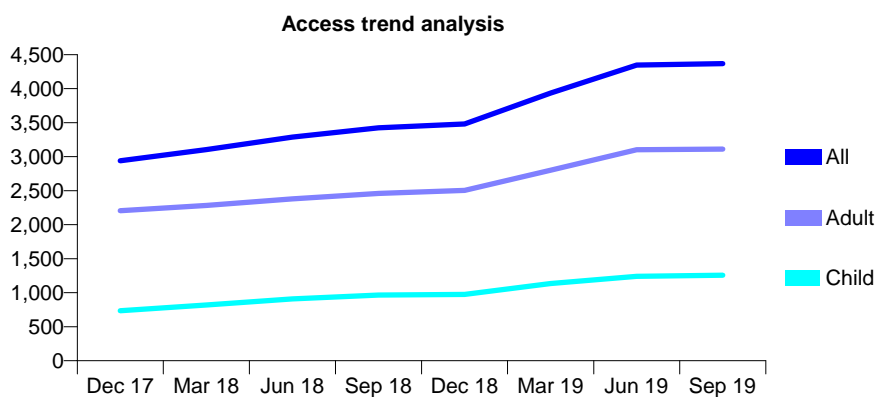
Q70 - Vital Signs At a Glance Contract Report for 199338/0001 - September 2019

Name or company name	The Partnership of Spring Road Dental
Contract type name	GDS Contract
Purpose of contract	General
Contract start date	01/07/2012
Contract end date	

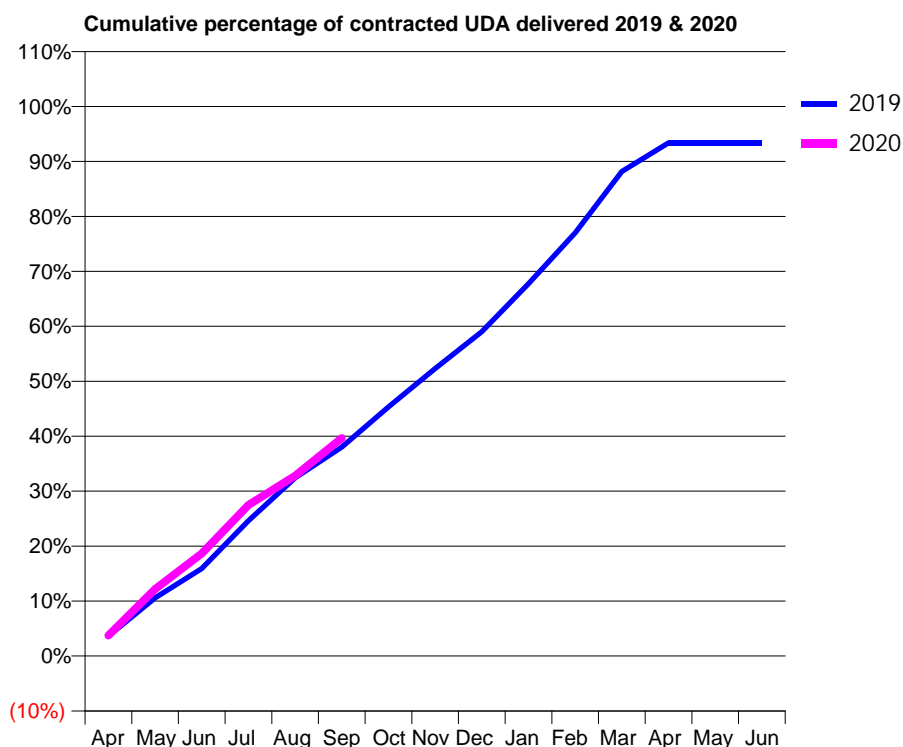
19/20 Contracted general activity (UDA)	15,100
Carry forward general activity (UDA)	0
19/20 Contracted orthodontic activity (UOA)	0
Carry forward orthodontic activity (UOA)	0
Baseline contract value	£348,313.63

ACCESS*

Patients seen in 24 months	Total	Change since previous quarter
Quarter ending September 2018	3,425	
Quarter ending December 2018	3,481	→
Quarter ending March 2019	3,935	↑
Quarter ending June 2019	4,346	↑
Quarter ending September 2019	4,368	→
Variance since September 2018	27.5%	↑



ACTIVITY



Month	Adjusted Scheduled Activity (UDA)	
	2019	2020
April	487	567
May	1,418	1,842
June	2,134	2,817
July	3,298	4,152
August	4,345	4,952
September	5,094	5,989
October	6,071	
November	7,013	
December	7,909	
January	9,080	
February	10,318	
March	11,816	
April	12,512	
May	12,514	
June	12,514	

QUALITY

	Quantity	Base Number	Contract	AT	Region	England
% of FP17s for the same patient ID Re-attending within 3 months - Children	70	1,129	6.2%	9.3%	10.8%	11.5%
% of FP17s for the same patient ID Re-attending within 3 months - Adults	252	2,578	9.8%	13.7%	15.2%	15.4%
% of FP17s for the same patient ID Re-attending between 3 & 9 months - Children	783	1,129	69.4%	62.8%	62.2%	59.7%
% of FP17s for the same patient ID Re-attending between 3 & 9 months - Adults	1,694	2,578	65.7%	53.3%	52.9%	51.7%
% of FP17s for Band 1 Urgent Courses	205	3,397	6.0%	10.0%	9.7%	9.2%
% of FP17s Relating to Free Repair or Replacements	8	3,397	0.2%	0.6%	0.6%	0.7%
% of FP17s Relating to Continuations	28	3,397	0.8%	0.8%	0.7%	0.8%
% of Patients satisfied with the dentistry they have received	1	1	N/A	93.2%	93.6%	93.5%
% of Patients satisfied with the time they had to wait for an appointment	1	1	N/A	85.0%	86.3%	87.4%

* This is based on patients treated on this contract for their most recent course of treatment. Figures in italics indicate the base number of FP17s or Patient Questionnaire responses are less than 100. N/A is shown where the base number of responses is less than 10 during the period. % is calculated as Quantity/Base number*100

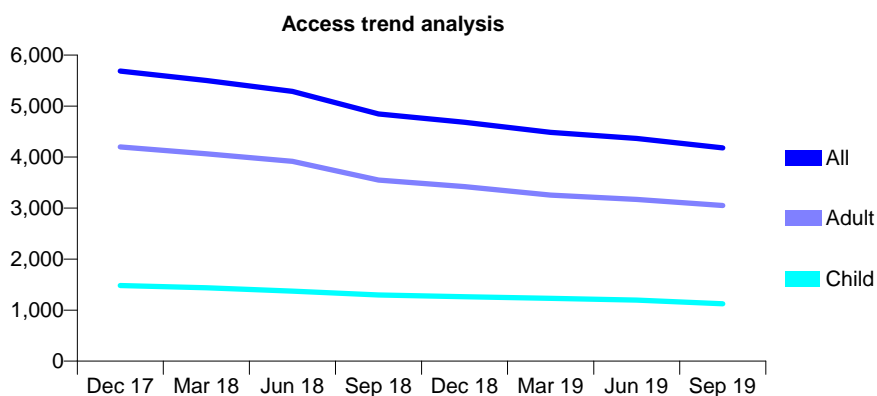
Q70 - Vital Signs At a Glance Contract Report for 199699/0001 - September 2019

Name or company name	Brighter Smile Dental Practice
Contract type name	GDS Contract
Purpose of contract	General
Contract start date	01/05/2010
Contract end date	

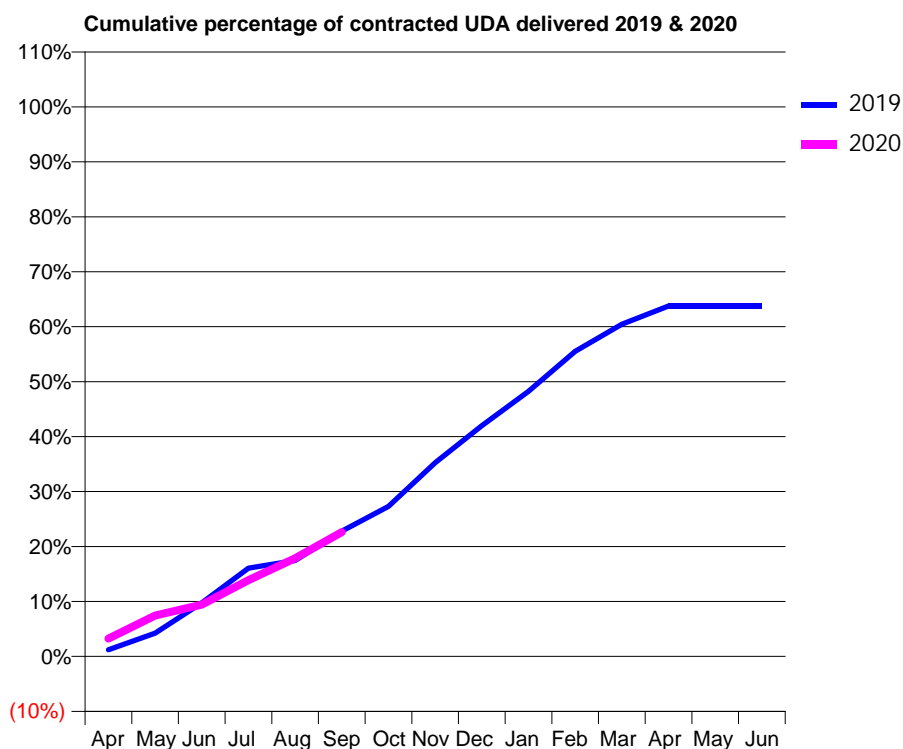
19/20 Contracted general activity (UDA)	17,855
Carry forward general activity (UDA)	0
19/20 Contracted orthodontic activity (UOA)	0
Carry forward orthodontic activity (UOA)	0
Baseline contract value	£432,212.34

ACCESS*

Patients seen in 24 months	Total	Change since previous quarter
Quarter ending September 2018	4,847	
Quarter ending December 2018	4,684	↓
Quarter ending March 2019	4,485	↓
Quarter ending June 2019	4,366	↓
Quarter ending September 2019	4,178	↓
Variance since September 2018	(13.8%)	↓



ACTIVITY



Month	2019	2020
April	217	584
May	754	1,327
June	1,741	1,683
July	2,868	2,477
August	3,116	3,192
September	4,069	4,034
October	4,876	
November	6,294	
December	7,498	
January	8,610	
February	9,914	
March	10,790	
April	11,384	
May	11,383	
June	11,383	

QUALITY

	Quantity	Base Number	Contract	AT	Region	England
% of FP17s for the same patient ID Re-attending within 3 months - Children	42	717	5.9%	9.3%	10.8%	11.5%
% of FP17s for the same patient ID Re-attending within 3 months - Adults	129	1,496	8.6%	13.7%	15.2%	15.4%
% of FP17s for the same patient ID Re-attending between 3 & 9 months - Children	447	717	62.3%	62.8%	62.2%	59.7%
% of FP17s for the same patient ID Re-attending between 3 & 9 months - Adults	750	1,496	50.1%	53.3%	52.9%	51.7%
% of FP17s for Band 1 Urgent Courses	85	2,057	4.1%	10.0%	9.7%	9.2%
% of FP17s Relating to Free Repair or Replacements	1	2,057	0.0%	0.6%	0.6%	0.7%
% of FP17s Relating to Continuations	13	2,057	0.6%	0.8%	0.7%	0.8%
% of Patients satisfied with the dentistry they have received	1	2	N/A	93.2%	93.6%	93.5%
% of Patients satisfied with the time they had to wait for an appointment	2	2	N/A	85.0%	86.3%	87.4%

* This is based on patients treated on this contract for their most recent course of treatment. Figures in italics indicate the base number of FP17s or Patient Questionnaire responses are less than 100. N/A is shown where the base number of responses is less than 10 during the period. % is calculated as Quantity/Base number*100

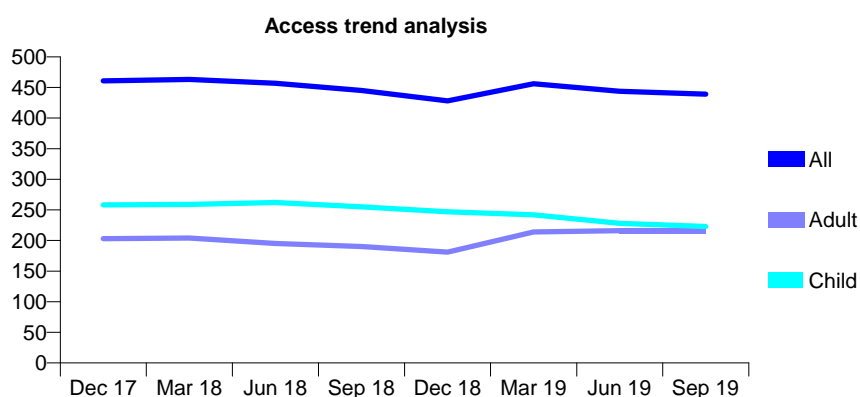
Q70 - Vital Signs At a Glance Contract Report for 199842/0001 - September 2019

Name or company name	Dr F Asghari
Contract type name	GDS Contract
Purpose of contract	General
Contract start date	17/01/2009
Contract end date	

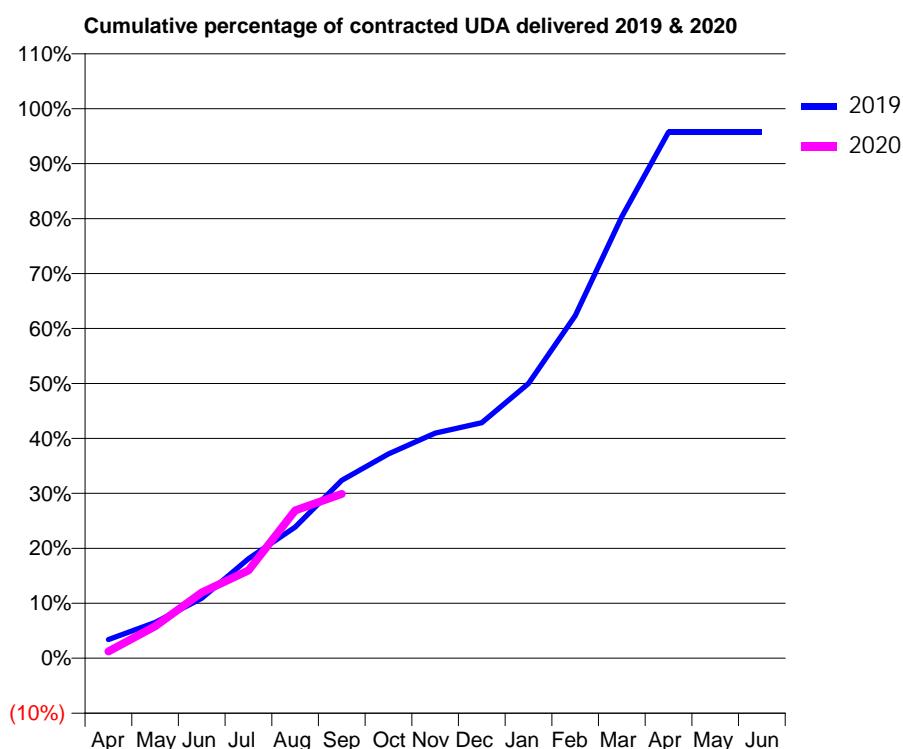
19/20 Contracted general activity (UDA)	1,533
Carry forward general activity (UDA)	0
19/20 Contracted orthodontic activity (UOA)	0
Carry forward orthodontic activity (UOA)	0
Baseline contract value	£33,966.34

ACCESS*

Patients seen in 24 months	Total	Change since previous quarter
Quarter ending September 2018	445	
Quarter ending December 2018	428	↓
Quarter ending March 2019	456	↑
Quarter ending June 2019	444	↓
Quarter ending September 2019	439	↓
Variance since September 2018	(1.3%)	↓



ACTIVITY



Month	2019	2020
April	52	19
May	100	89
June	167	183
July	277	245
August	366	412
September	496	459
October	570	
November	628	
December	657	
January	766	
February	955	
March	1,232	
April	1,468	
May	1,468	
June	1,468	

QUALITY

	Quantity	Base Number	Contract	AT	Region	England
% of FP17s for the same patient ID Re-attending within 3 months - Children	5	167	3.0%	9.3%	10.8%	11.5%
% of FP17s for the same patient ID Re-attending within 3 months - Adults	5	100	5.0%	13.7%	15.2%	15.4%
% of FP17s for the same patient ID Re-attending between 3 & 9 months - Children	127	167	76.0%	62.8%	62.2%	59.7%
% of FP17s for the same patient ID Re-attending between 3 & 9 months - Adults	34	100	34.0%	53.3%	52.9%	51.7%
% of FP17s for Band 1 Urgent Courses	8	223	3.6%	10.0%	9.7%	9.2%
% of FP17s Relating to Free Repair or Replacements	0	223	0.0%	0.6%	0.6%	0.7%
% of FP17s Relating to Continuations	0	223	0.0%	0.8%	0.7%	0.8%
% of Patients satisfied with the dentistry they have received	0	0	N/A	93.2%	93.6%	93.5%
% of Patients satisfied with the time they had to wait for an appointment	0	0	N/A	85.0%	86.3%	87.4%

* This is based on patients treated on this contract for their most recent course of treatment.

Figures in italics indicate the base number of FP17s or Patient Questionnaire responses are less than 100. N/A is shown where the base number of responses is less than 10 during the period. % is calculated as Quantity/Base number*100

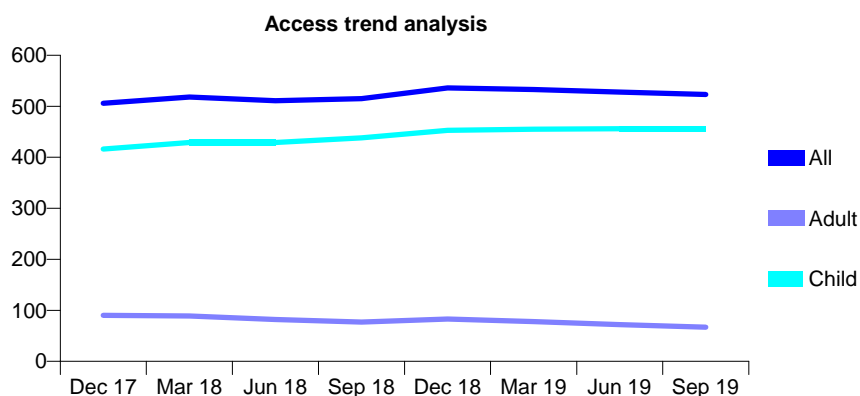
Q70 - Vital Signs At a Glance Contract Report for 210420/0001 - September 2019

Name or company name	Poundbury Dental Practice
Contract type name	GDS Contract
Purpose of contract	General
Contract start date	01/04/2006
Contract end date	

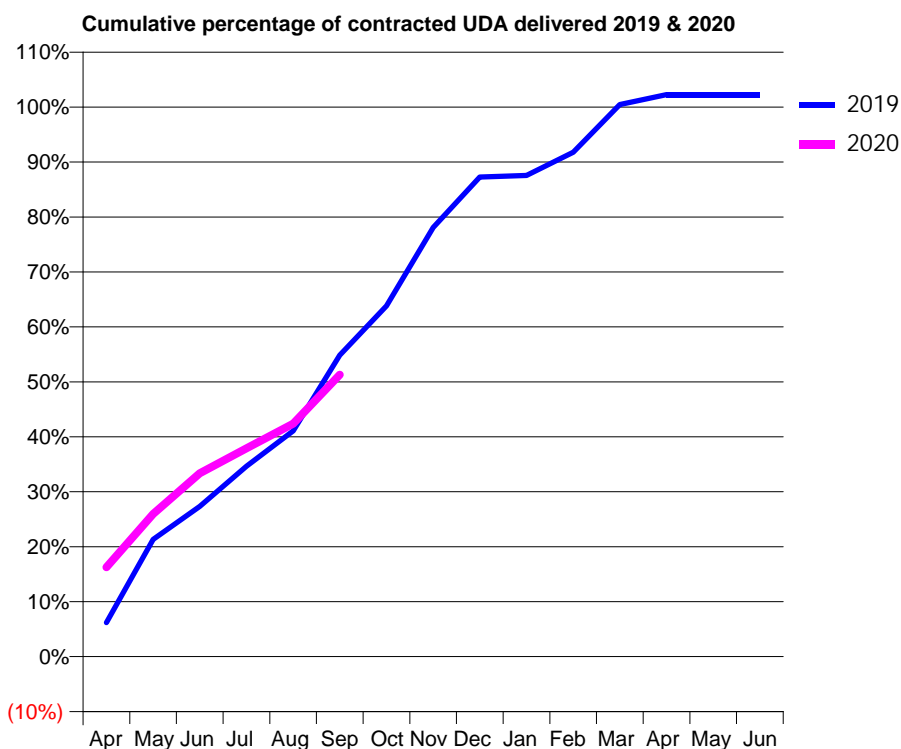
19/20 Contracted general activity (UDA)	952
Carry forward general activity (UDA)	0
19/20 Contracted orthodontic activity (UOA)	0
Carry forward orthodontic activity (UOA)	0
Baseline contract value	£23,518.68

ACCESS*

Patients seen in 24 months	Total	Change since previous quarter
Quarter ending September 2018	515	
Quarter ending December 2018	536	↑
Quarter ending March 2019	533	→
Quarter ending June 2019	528	→
Quarter ending September 2019	523	→
Variance since September 2018	1.6%	→



ACTIVITY



Month	Adjusted Scheduled Activity (UDA)	
	2019	2020
April	59	155
May	203	247
June	260	318
July	330	361
August	391	403
September	522	489
October	607	
November	743	
December	831	
January	834	
February	874	
March	956	
April	973	
May	973	
June	973	

QUALITY

	Quantity	Base Number	Contract	AT	Region	England
% of FP17s for the same patient ID Re-attending within 3 months - Children	8	366	2.2%	9.3%	10.8%	11.5%
% of FP17s for the same patient ID Re-attending within 3 months - Adults	2	43	4.7%	13.7%	15.2%	15.4%
% of FP17s for the same patient ID Re-attending between 3 & 9 months - Children	280	366	76.5%	62.8%	62.2%	59.7%
% of FP17s for the same patient ID Re-attending between 3 & 9 months - Adults	21	43	48.8%	53.3%	52.9%	51.7%
% of FP17s for Band 1 Urgent Courses	8	394	2.0%	10.0%	9.7%	9.2%
% of FP17s Relating to Free Repair or Replacements	0	394	0.0%	0.6%	0.6%	0.7%
% of FP17s Relating to Continuations	3	394	0.8%	0.8%	0.7%	0.8%
% of Patients satisfied with the dentistry they have received	0	0	N/A	93.2%	93.6%	93.5%
% of Patients satisfied with the time they had to wait for an appointment	0	0	N/A	85.0%	86.3%	87.4%

* This is based on patients treated on this contract for their most recent course of treatment. Figures in italics indicate the base number of FP17s or Patient Questionnaire responses are less than 100. N/A is shown where the base number of responses is less than 10 during the period. % is calculated as Quantity/Base number*100

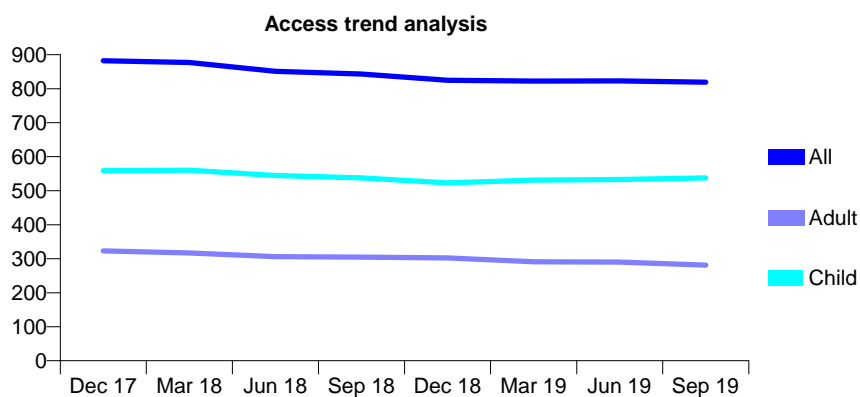
Q70 - Vital Signs At a Glance Contract Report for 213195/0001 - September 2019

Name or company name	The Beeches Dental Practice
Contract type name	GDS Contract
Purpose of contract	General
Contract start date	01/04/2006
Contract end date	

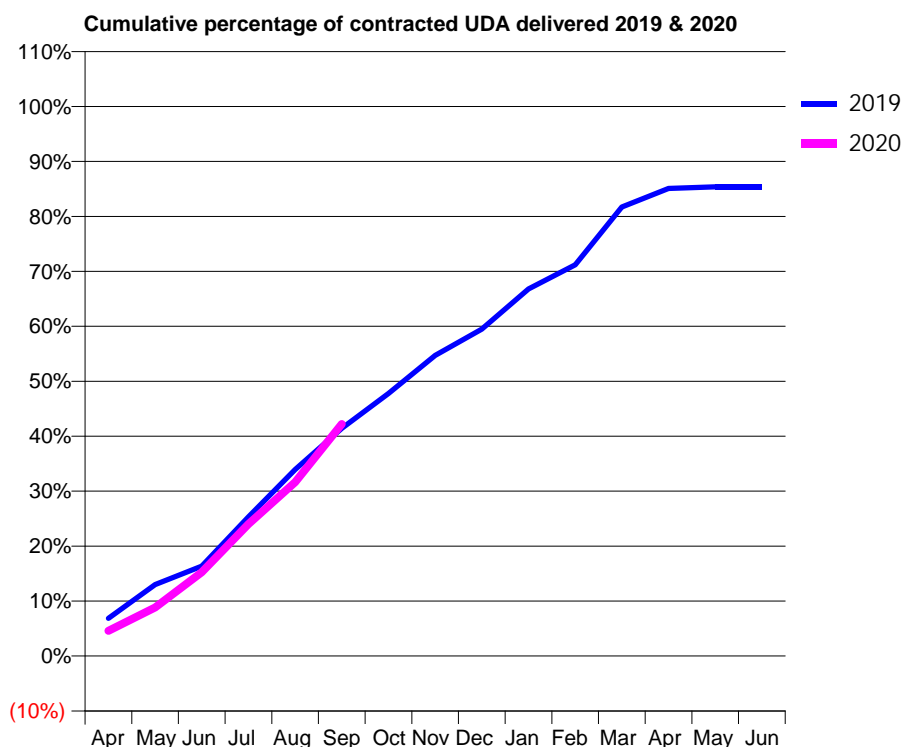
19/20 Contracted general activity (UDA)	1,913
Carry forward general activity (UDA)	0
19/20 Contracted orthodontic activity (UOA)	0
Carry forward orthodontic activity (UOA)	0
Baseline contract value	£43,029.78

ACCESS*

Patients seen in 24 months	Total	Change since previous quarter
Quarter ending September 2018	843	
Quarter ending December 2018	825	↓
Quarter ending March 2019	822	→
Quarter ending June 2019	823	→
Quarter ending September 2019	819	→
Variance since September 2018	(2.8%)	↓



ACTIVITY



Month	Adjusted Scheduled Activity (UDA)	
	2019	2020
April	131	88
May	249	169
June	313	292
July	485	459
August	649	605
September	793	808
October	914	
November	1,046	
December	1,138	
January	1,278	
February	1,362	
March	1,563	
April	1,628	
May	1,633	
June	1,633	

QUALITY

	Quantity	Base Number	Contract	AT	Region	England
% of FP17s for the same patient ID Re-attending within 3 months - Children	37	465	8.0%	9.3%	10.8%	11.5%
% of FP17s for the same patient ID Re-attending within 3 months - Adults	29	176	16.5%	13.7%	15.2%	15.4%
% of FP17s for the same patient ID Re-attending between 3 & 9 months - Children	298	465	64.1%	62.8%	62.2%	59.7%
% of FP17s for the same patient ID Re-attending between 3 & 9 months - Adults	94	176	53.4%	53.3%	52.9%	51.7%
% of FP17s for Band 1 Urgent Courses	23	596	3.9%	10.0%	9.7%	9.2%
% of FP17s Relating to Free Repair or Replacements	0	596	0.0%	0.6%	0.6%	0.7%
% of FP17s Relating to Continuations	0	596	0.0%	0.8%	0.7%	0.8%
% of Patients satisfied with the dentistry they have received	0	0	N/A	93.2%	93.6%	93.5%
% of Patients satisfied with the time they had to wait for an appointment	0	0	N/A	85.0%	86.3%	87.4%

* This is based on patients treated on this contract for their most recent course of treatment. Figures in italics indicate the base number of FP17s or Patient Questionnaire responses are less than 100. N/A is shown where the base number of responses is less than 10 during the period. % is calculated as Quantity/Base number*100

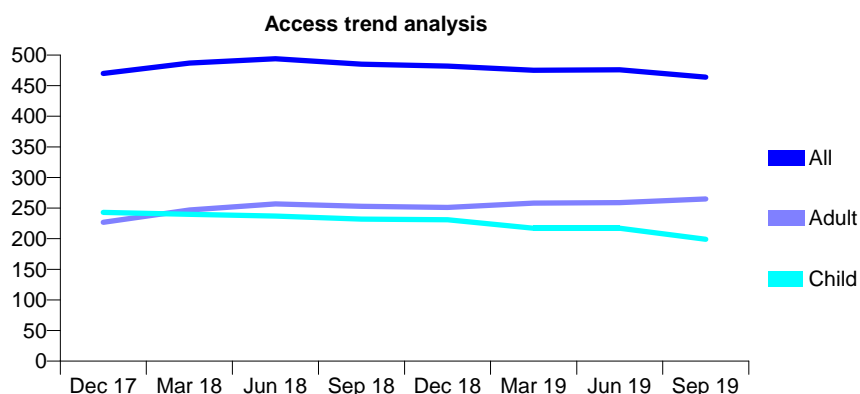
Q70 - Vital Signs At a Glance Contract Report for 215066/0001 - September 2019

Name or company name	Heritage Dental Health
Contract type name	GDS Contract
Purpose of contract	General and Orthodontic
Contract start date	01/04/2006
Contract end date	

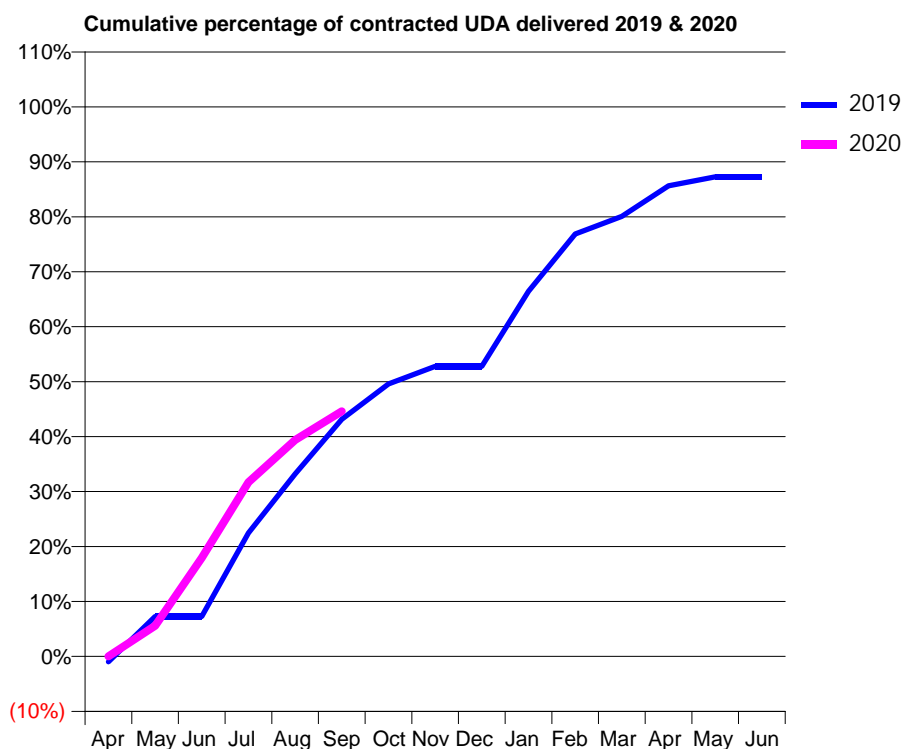
19/20 Contracted general activity (UDA)	1,000
Carry forward general activity (UDA)	0
19/20 Contracted orthodontic activity (UOA)	368
Carry forward orthodontic activity (UOA)	0
Baseline contract value	£52,013.63

ACCESS*

Patients seen in 24 months	Total	Change since previous quarter
Quarter ending September 2018	485	
Quarter ending December 2018	482	→
Quarter ending March 2019	475	↓
Quarter ending June 2019	476	→
Quarter ending September 2019	464	↓
Variance since September 2018	(4.3%)	↓



ACTIVITY



Month	2019	2020
April	-10	0
May	73	56
June	73	179
July	225	317
August	332	394
September	431	446
October	496	
November	528	
December	528	
January	665	
February	769	
March	801	
April	856	
May	872	
June	872	

QUALITY

	Quantity	Base Number	Contract	AT	Region	England
% of FP17s for the same patient ID Re-attending within 3 months - Children	10	151	6.6%	9.3%	10.8%	11.5%
% of FP17s for the same patient ID Re-attending within 3 months - Adults	16	170	9.4%	13.7%	15.2%	15.4%
% of FP17s for the same patient ID Re-attending between 3 & 9 months - Children	81	151	53.6%	62.8%	62.2%	59.7%
% of FP17s for the same patient ID Re-attending between 3 & 9 months - Adults	93	170	54.7%	53.3%	52.9%	51.7%
% of FP17s for Band 1 Urgent Courses	6	261	2.3%	10.0%	9.7%	9.2%
% of FP17s Relating to Free Repair or Replacements	0	261	0.0%	0.6%	0.6%	0.7%
% of FP17s Relating to Continuations	1	261	0.4%	0.8%	0.7%	0.8%
% of Patients satisfied with the dentistry they have received	0	0	N/A	93.2%	93.6%	93.5%
% of Patients satisfied with the time they had to wait for an appointment	0	0	N/A	85.0%	86.3%	87.4%

* This is based on patients treated on this contract for their most recent course of treatment. Figures in italics indicate the base number of FP17s or Patient Questionnaire responses are less than 100. N/A is shown where the base number of responses is less than 10 during the period. % is calculated as Quantity/Base number*100

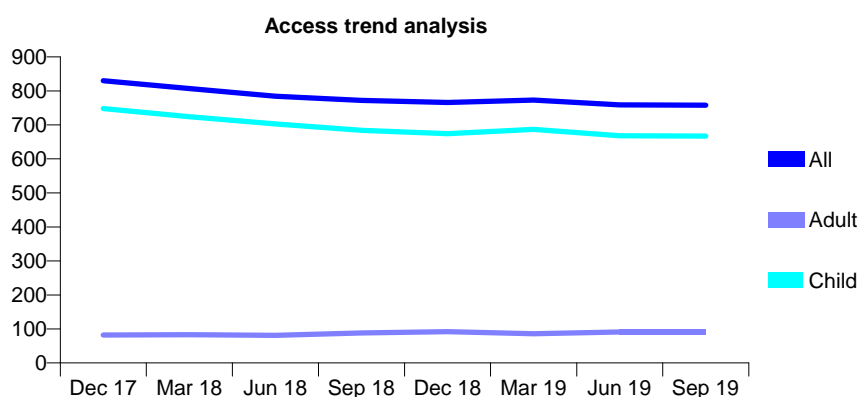
Q70 - Vital Signs At a Glance Contract Report for 215767/0001 - September 2019

Name or company name	Maximilian Waller
Contract type name	GDS Contract
Purpose of contract	General
Contract start date	01/04/2006
Contract end date	

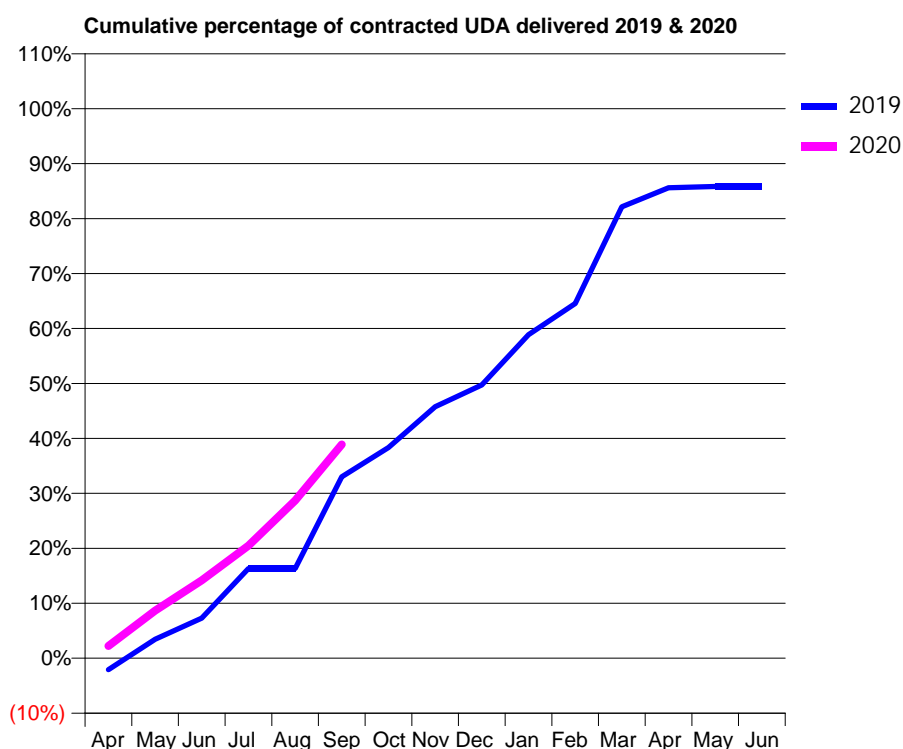
19/20 Contracted general activity (UDA)	1,620
Carry forward general activity (UDA)	0
19/20 Contracted orthodontic activity (UOA)	0
Carry forward orthodontic activity (UOA)	0
Baseline contract value	£42,168.14

ACCESS*

Patients seen in 24 months	Total	Change since previous quarter
Quarter ending September 2018	772	
Quarter ending December 2018	766	→
Quarter ending March 2019	773	→
Quarter ending June 2019	759	↓
Quarter ending September 2019	758	→
Variance since September 2018	(1.8%)	↓



ACTIVITY



Month	2019	2020
April	-34	36
May	56	140
June	118	229
July	264	332
August	264	465
September	535	630
October	621	
November	742	
December	806	
January	954	
February	1,046	
March	1,330	
April	1,387	
May	1,391	
June	1,391	

QUALITY

	Quantity	Base Number	Contract	AT	Region	England
% of FP17s for the same patient ID Re-attending within 3 months - Children	18	549	3.3%	9.3%	10.8%	11.5%
% of FP17s for the same patient ID Re-attending within 3 months - Adults	1	25	4.0%	13.7%	15.2%	15.4%
% of FP17s for the same patient ID Re-attending between 3 & 9 months - Children	419	549	76.3%	62.8%	62.2%	59.7%
% of FP17s for the same patient ID Re-attending between 3 & 9 months - Adults	17	25	68.0%	53.3%	52.9%	51.7%
% of FP17s for Band 1 Urgent Courses	5	539	0.9%	10.0%	9.7%	9.2%
% of FP17s Relating to Free Repair or Replacements	0	539	0.0%	0.6%	0.6%	0.7%
% of FP17s Relating to Continuations	2	539	0.4%	0.8%	0.7%	0.8%
% of Patients satisfied with the dentistry they have received	0	0	N/A	93.2%	93.6%	93.5%
% of Patients satisfied with the time they had to wait for an appointment	0	0	N/A	85.0%	86.3%	87.4%

* This is based on patients treated on this contract for their most recent course of treatment.

Figures in italics indicate the base number of FP17s or Patient Questionnaire responses are less than 100. N/A is shown where the base number of responses is less than 10 during the period. % is calculated as Quantity/Base number*100

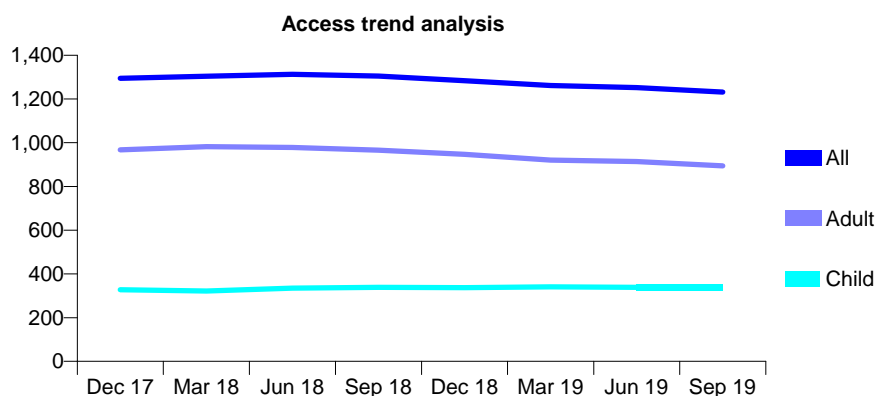
Q70 - Vital Signs At a Glance Contract Report for 215872/0002 - September 2019

Name or company name	Ian White
Contract type name	GDS Contract
Purpose of contract	General
Contract start date	01/04/2006
Contract end date	

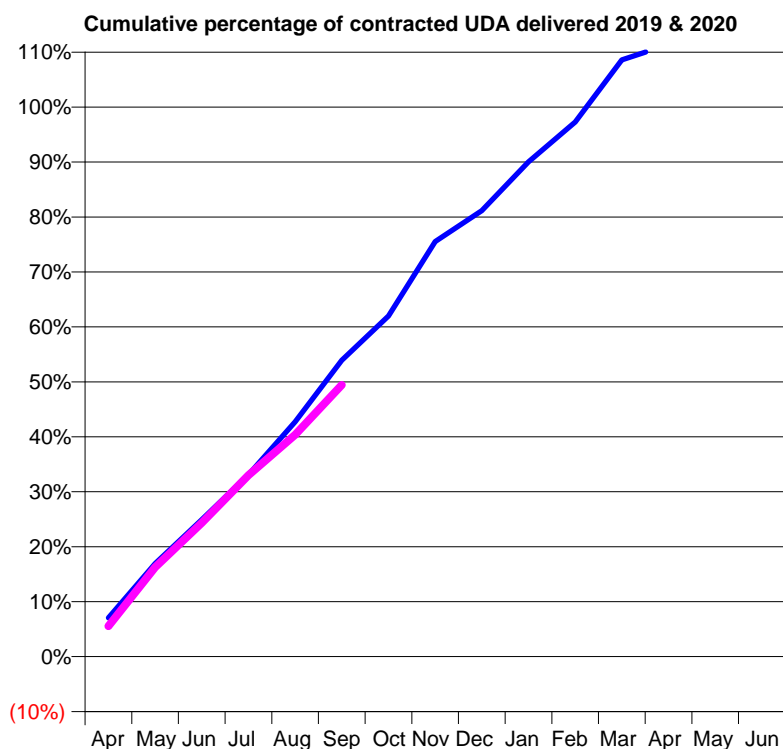
19/20 Contracted general activity (UDA)	3,235
Carry forward general activity (UDA)	0
19/20 Contracted orthodontic activity (UOA)	0
Carry forward orthodontic activity (UOA)	0
Baseline contract value	£82,090.09

ACCESS*

Patients seen in 24 months	Total	Change since previous quarter
Quarter ending September 2018	1,305	
Quarter ending December 2018	1,284	↓
Quarter ending March 2019	1,262	↓
Quarter ending June 2019	1,252	→
Quarter ending September 2019	1,232	↓
Variance since September 2018	(5.6%)	↓



ACTIVITY



Month	Adjusted Scheduled Activity (UDA)	
	2019	2020
April	229	180
May	548	526
June	806	787
July	1,070	1,068
August	1,383	1,307
September	1,744	1,600
October	2,005	
November	2,444	
December	2,626	
January	2,913	
February	3,147	
March	3,512	
April	3,603	
May	3,603	
June	3,603	

QUALITY

	Quantity	Base Number	Contract	AT	Region	England
% of FP17s for the same patient ID Re-attending within 3 months - Children	21	295	7.1%	9.3%	10.8%	11.5%
% of FP17s for the same patient ID Re-attending within 3 months - Adults	69	699	9.9%	13.7%	15.2%	15.4%
% of FP17s for the same patient ID Re-attending between 3 & 9 months - Children	202	295	68.5%	62.8%	62.2%	59.7%
% of FP17s for the same patient ID Re-attending between 3 & 9 months - Adults	532	699	76.1%	53.3%	52.9%	51.7%
% of FP17s for Band 1 Urgent Courses	63	949	6.6%	10.0%	9.7%	9.2%
% of FP17s Relating to Free Repair or Replacements	0	949	0.0%	0.6%	0.6%	0.7%
% of FP17s Relating to Continuations	2	949	0.2%	0.8%	0.7%	0.8%
% of Patients satisfied with the dentistry they have received	1	1	N/A	93.2%	93.6%	93.5%
% of Patients satisfied with the time they had to wait for an appointment	1	1	N/A	85.0%	86.3%	87.4%

* This is based on patients treated on this contract for their most recent course of treatment. Figures in italics indicate the base number of FP17s or Patient Questionnaire responses are less than 100. N/A is shown where the base number of responses is less than 10 during the period. % is calculated as Quantity/Base number*100

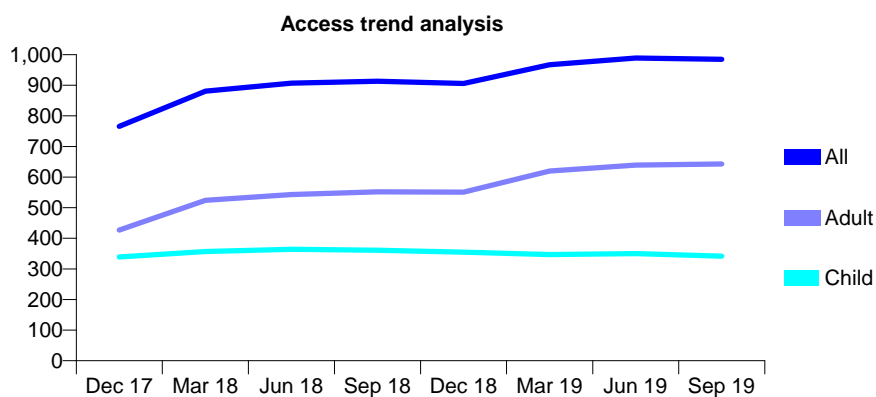
Q70 - Vital Signs At a Glance Contract Report for 215872/0003 - September 2019

Name or company name	Gosport Road Partnership
Contract type name	GDS Contract
Purpose of contract	General and Orthodontic
Contract start date	01/04/2006
Contract end date	

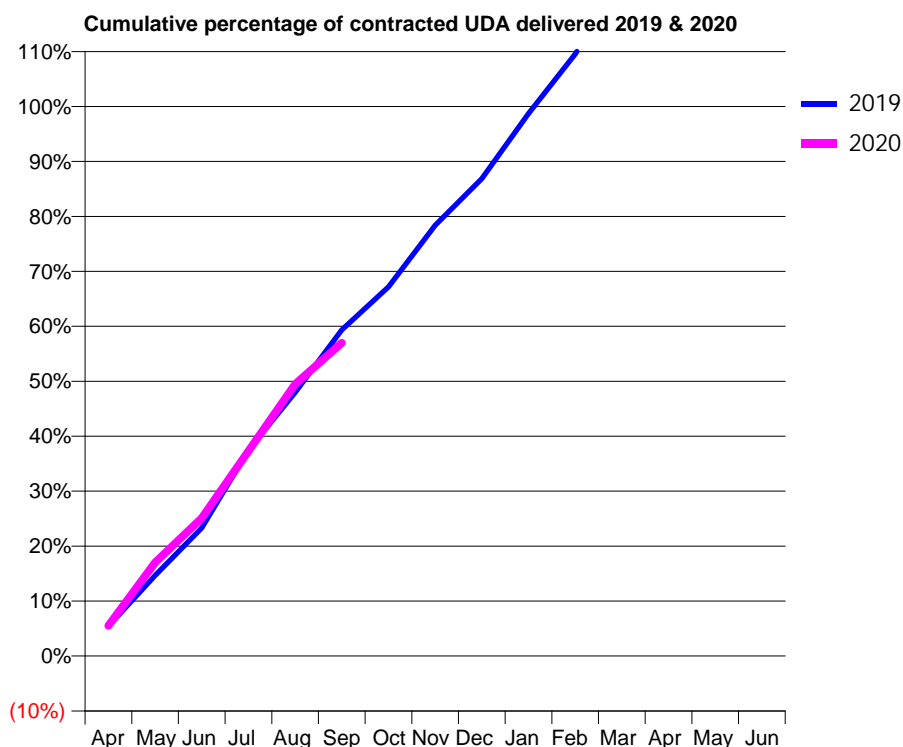
19/20 Contracted general activity (UDA)	2,003
Carry forward general activity (UDA)	26
19/20 Contracted orthodontic activity (UOA)	0
Carry forward orthodontic activity (UOA)	0
Baseline contract value	£51,873.92

ACCESS*

Patients seen in 24 months	Total	Change since previous quarter
Quarter ending September 2018	913	
Quarter ending December 2018	906	→
Quarter ending March 2019	967	↑
Quarter ending June 2019	989	↑
Quarter ending September 2019	985	→
Variance since September 2018	7.9%	↑



ACTIVITY



Month	Adjusted Scheduled Activity (UDA)	
	2019	2020
April	101	111
May	271	341
June	431	502
July	693	747
August	887	991
September	1,097	1,141
October	1,242	
November	1,449	
December	1,606	
January	1,825	
February	2,026	
March	2,243	
April	2,323	
May	2,322	
June	2,322	

QUALITY

	Quantity	Base Number	Contract	AT	Region	England
% of FP17s for the same patient ID Re-attending within 3 months - Children	16	281	5.7%	9.3%	10.8%	11.5%
% of FP17s for the same patient ID Re-attending within 3 months - Adults	44	459	9.6%	13.7%	15.2%	15.4%
% of FP17s for the same patient ID Re-attending between 3 & 9 months - Children	194	281	69.0%	62.8%	62.2%	59.7%
% of FP17s for the same patient ID Re-attending between 3 & 9 months - Adults	257	459	56.0%	53.3%	52.9%	51.7%
% of FP17s for Band 1 Urgent Courses	45	694	6.5%	10.0%	9.7%	9.2%
% of FP17s Relating to Free Repair or Replacements	0	694	0.0%	0.6%	0.6%	0.7%
% of FP17s Relating to Continuations	0	694	0.0%	0.8%	0.7%	0.8%
% of Patients satisfied with the dentistry they have received	0	0	N/A	93.2%	93.6%	93.5%
% of Patients satisfied with the time they had to wait for an appointment	0	0	N/A	85.0%	86.3%	87.4%

* This is based on patients treated on this contract for their most recent course of treatment. Figures in italics indicate the base number of FP17s or Patient Questionnaire responses are less than 100. N/A is shown where the base number of responses is less than 10 during the period. % is calculated as Quantity/Base number*100

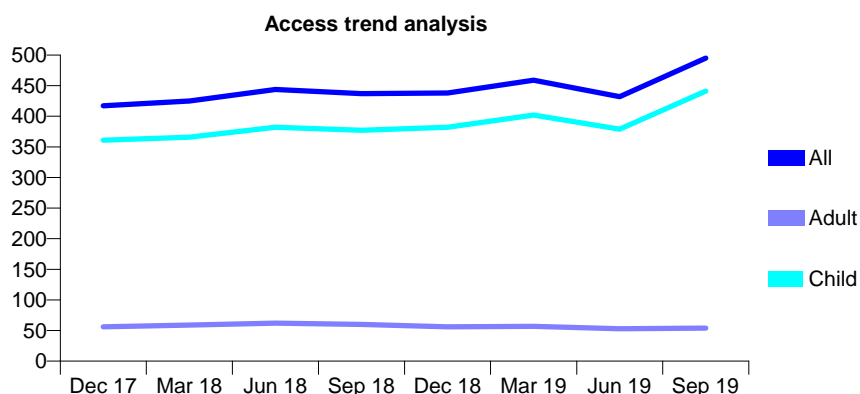
Q70 - Vital Signs At a Glance Contract Report for 218898/0001 - September 2019

Name or company name	Bright Blue Dental Practice
Contract type name	GDS Contract
Purpose of contract	General
Contract start date	01/04/2006
Contract end date	

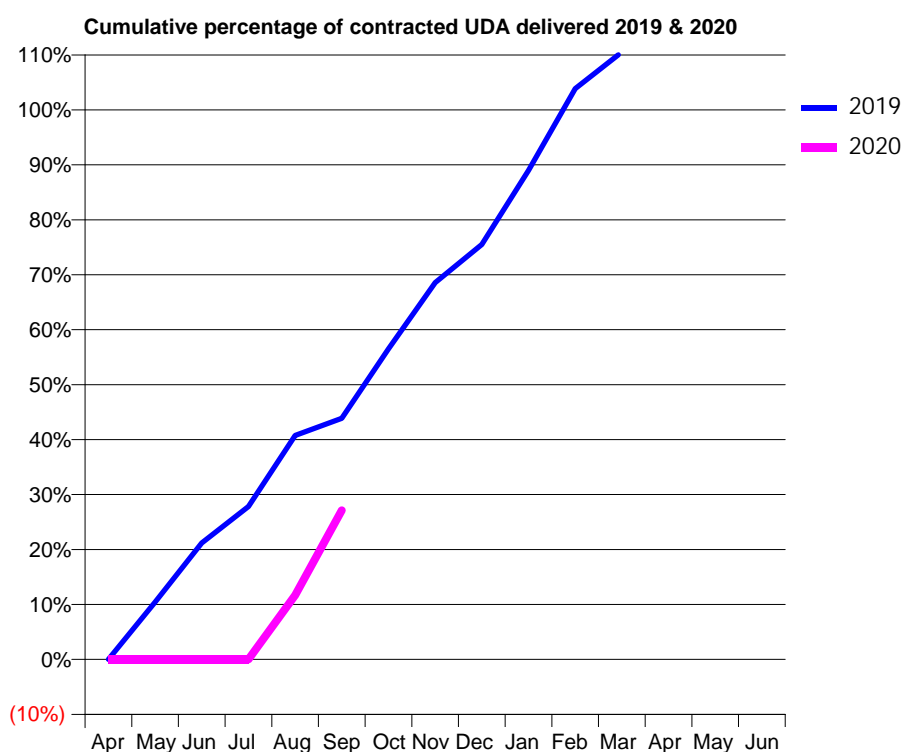
19/20 Contracted general activity (UDA)	680
Carry forward general activity (UDA)	0
19/20 Contracted orthodontic activity (UOA)	0
Carry forward orthodontic activity (UOA)	0
Baseline contract value	£16,790.50

ACCESS*

Patients seen in 24 months	Total	Change since previous quarter
Quarter ending September 2018	437	
Quarter ending December 2018	438	→
Quarter ending March 2019	459	↑
Quarter ending June 2019	432	↓
Quarter ending September 2019	495	↑
Variance since September 2018	13.3%	↑



ACTIVITY



Month	Adjusted Scheduled Activity (UDA)	
	2019	2020
April	0	0
May	71	0
June	144	0
July	189	0
August	277	79
September	298	185
October	384	
November	466	
December	513	
January	605	
February	706	
March	752	
April	789	
May	789	
June	789	

QUALITY

	Quantity	Base Number	Contract	AT	Region	England
% of FP17s for the same patient ID Re-attending within 3 months - Children	13	286	4.5%	9.3%	10.8%	11.5%
% of FP17s for the same patient ID Re-attending within 3 months - Adults	0	7	0.0%	13.7%	15.2%	15.4%
% of FP17s for the same patient ID Re-attending between 3 & 9 months - Children	161	286	56.3%	62.8%	62.2%	59.7%
% of FP17s for the same patient ID Re-attending between 3 & 9 months - Adults	5	7	71.4%	53.3%	52.9%	51.7%
% of FP17s for Band 1 Urgent Courses	3	264	1.1%	10.0%	9.7%	9.2%
% of FP17s Relating to Free Repair or Replacements	0	264	0.0%	0.6%	0.6%	0.7%
% of FP17s Relating to Continuations	7	264	2.7%	0.8%	0.7%	0.8%
% of Patients satisfied with the dentistry they have received	0	0	N/A	93.2%	93.6%	93.5%
% of Patients satisfied with the time they had to wait for an appointment	0	0	N/A	85.0%	86.3%	87.4%

* This is based on patients treated on this contract for their most recent course of treatment. Figures in italics indicate the base number of FP17s or Patient Questionnaire responses are less than 100. N/A is shown where the base number of responses is less than 10 during the period. % is calculated as Quantity/Base number*100

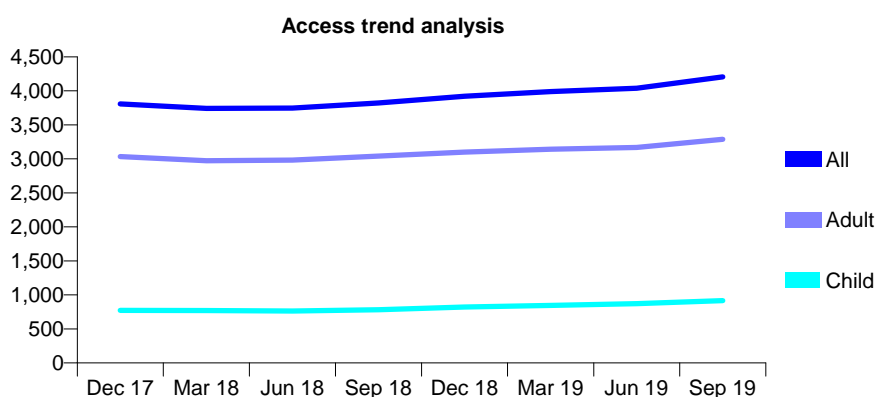
Q70 - Vital Signs At a Glance Contract Report for 219177/0001 - September 2019

Name or company name	Alder Road Practice Partnership
Contract type name	GDS Contract
Purpose of contract	General
Contract start date	01/04/2006
Contract end date	

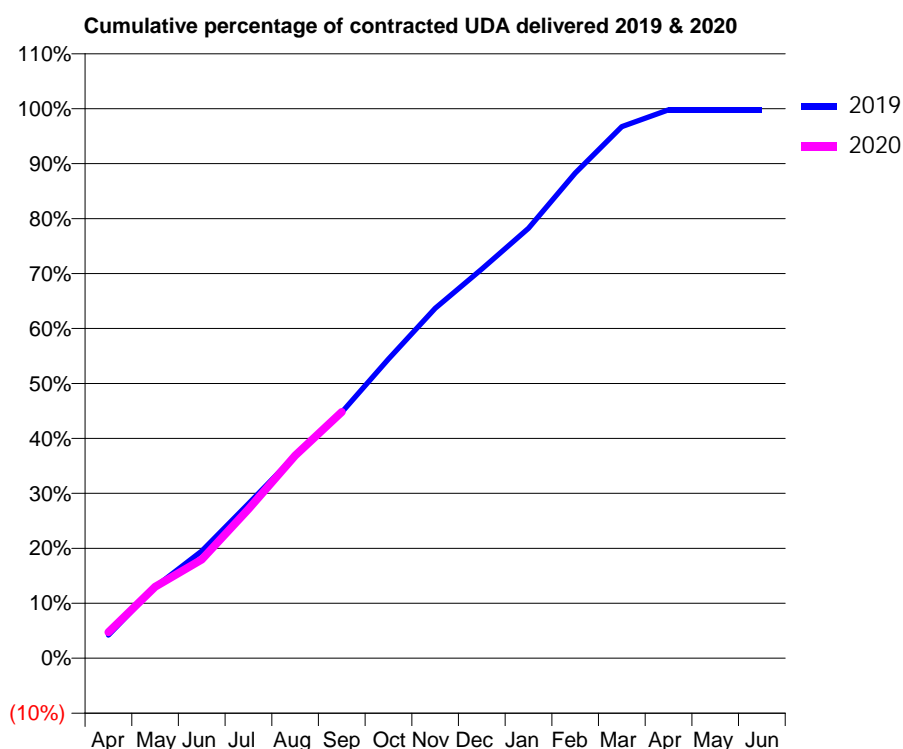
19/20 Contracted general activity (UDA)	12,000
Carry forward general activity (UDA)	23
19/20 Contracted orthodontic activity (UOA)	0
Carry forward orthodontic activity (UOA)	0
Baseline contract value	£304,230.20

ACCESS*

Patients seen in 24 months	Total	Change since previous quarter
Quarter ending September 2018	3,823	
Quarter ending December 2018	3,921	↑
Quarter ending March 2019	3,989	→
Quarter ending June 2019	4,039	→
Quarter ending September 2019	4,205	↑
Variance since September 2018	10.0%	↑



ACTIVITY



Month	2019	2020
April	506	568
May	1,557	1,563
June	2,340	2,154
July	3,373	3,258
August	4,423	4,425
September	5,371	5,376
October	6,533	
November	7,641	
December	8,499	
January	9,388	
February	10,595	
March	11,605	
April	11,976	
May	11,977	
June	11,977	

QUALITY

	Quantity	Base Number	Contract	AT	Region	England
% of FP17s for the same patient ID Re-attending within 3 months - Children	43	776	5.5%	9.3%	10.8%	11.5%
% of FP17s for the same patient ID Re-attending within 3 months - Adults	362	2,567	14.1%	13.7%	15.2%	15.4%
% of FP17s for the same patient ID Re-attending between 3 & 9 months - Children	509	776	65.6%	62.8%	62.2%	59.7%
% of FP17s for the same patient ID Re-attending between 3 & 9 months - Adults	1,560	2,567	60.8%	53.3%	52.9%	51.7%
% of FP17s for Band 1 Urgent Courses	306	3,105	9.9%	10.0%	9.7%	9.2%
% of FP17s Relating to Free Repair or Replacements	6	3,105	0.2%	0.6%	0.6%	0.7%
% of FP17s Relating to Continuations	40	3,105	1.3%	0.8%	0.7%	0.8%
% of Patients satisfied with the dentistry they have received	1	1	N/A	93.2%	93.6%	93.5%
% of Patients satisfied with the time they had to wait for an appointment	1	1	N/A	85.0%	86.3%	87.4%

* This is based on patients treated on this contract for their most recent course of treatment.

Figures in italics indicate the base number of FP17s or Patient Questionnaire responses are less than 100. N/A is shown where the base number of responses is less than 10 during the period. % is calculated as Quantity/Base number*100

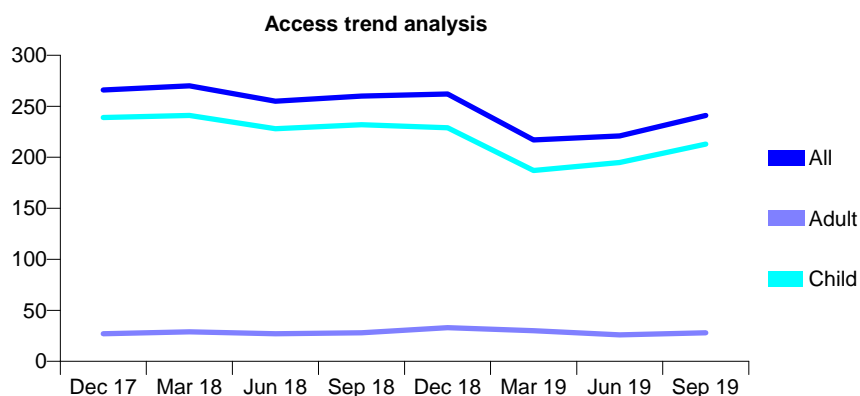
Q70 - Vital Signs At a Glance Contract Report for 219908/0001 - September 2019

Name or company name	MR RD HUGHES
Contract type name	GDS Contract
Purpose of contract	General
Contract start date	01/04/2006
Contract end date	

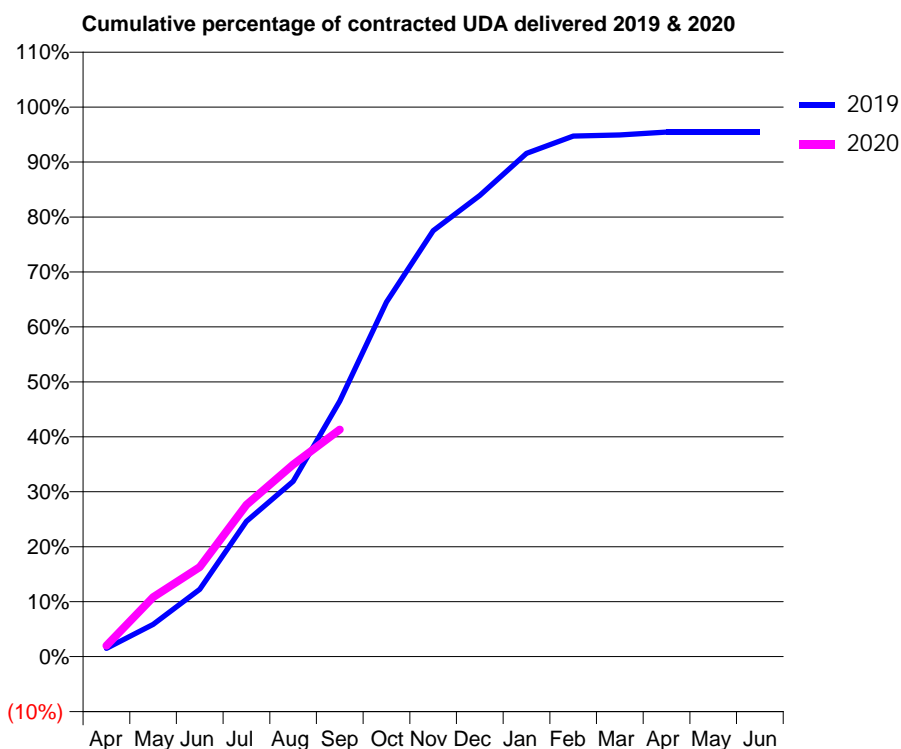
19/20 Contracted general activity (UDA)	550
Carry forward general activity (UDA)	0
19/20 Contracted orthodontic activity (UOA)	0
Carry forward orthodontic activity (UOA)	0
Baseline contract value	£11,999.92

ACCESS*

Patients seen in 24 months	Total	Change since previous quarter
Quarter ending September 2018	260	
Quarter ending December 2018	262	→
Quarter ending March 2019	217	↓
Quarter ending June 2019	221	→
Quarter ending September 2019	241	↑
Variance since September 2018	(7.3%)	↓



ACTIVITY



Month	Adjusted Scheduled Activity (UDA)	
	2019	2020
April	8	11
May	32	59
June	67	90
July	135	152
August	175	192
September	256	227
October	355	
November	426	
December	462	
January	504	
February	521	
March	522	
April	525	
May	525	
June	525	

QUALITY

	Quantity	Base Number	Contract	AT	Region	England
% of FP17s for the same patient ID Re-attending within 3 months - Children	7	170	4.1%	9.3%	10.8%	11.5%
% of FP17s for the same patient ID Re-attending within 3 months - Adults	0	0	N/A	13.7%	15.2%	15.4%
% of FP17s for the same patient ID Re-attending between 3 & 9 months - Children	98	170	57.6%	62.8%	62.2%	59.7%
% of FP17s for the same patient ID Re-attending between 3 & 9 months - Adults	0	0	N/A	53.3%	52.9%	51.7%
% of FP17s for Band 1 Urgent Courses	6	167	3.6%	10.0%	9.7%	9.2%
% of FP17s Relating to Free Repair or Replacements	0	167	0.0%	0.6%	0.6%	0.7%
% of FP17s Relating to Continuations	0	167	0.0%	0.8%	0.7%	0.8%
% of Patients satisfied with the dentistry they have received	0	0	N/A	93.2%	93.6%	93.5%
% of Patients satisfied with the time they had to wait for an appointment	0	0	N/A	85.0%	86.3%	87.4%

* This is based on patients treated on this contract for their most recent course of treatment. Figures in italics indicate the base number of FP17s or Patient Questionnaire responses are less than 100. N/A is shown where the base number of responses is less than 10 during the period. % is calculated as Quantity/Base number*100

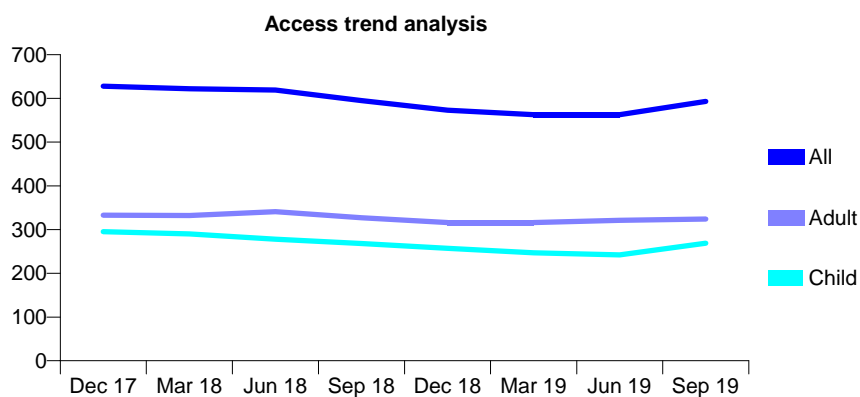
Q70 - Vital Signs At a Glance Contract Report for 221252/0001 - September 2019

Name or company name	East End Lodge Dental Partnership
Contract type name	GDS Contract
Purpose of contract	General and Orthodontic
Contract start date	01/04/2006
Contract end date	

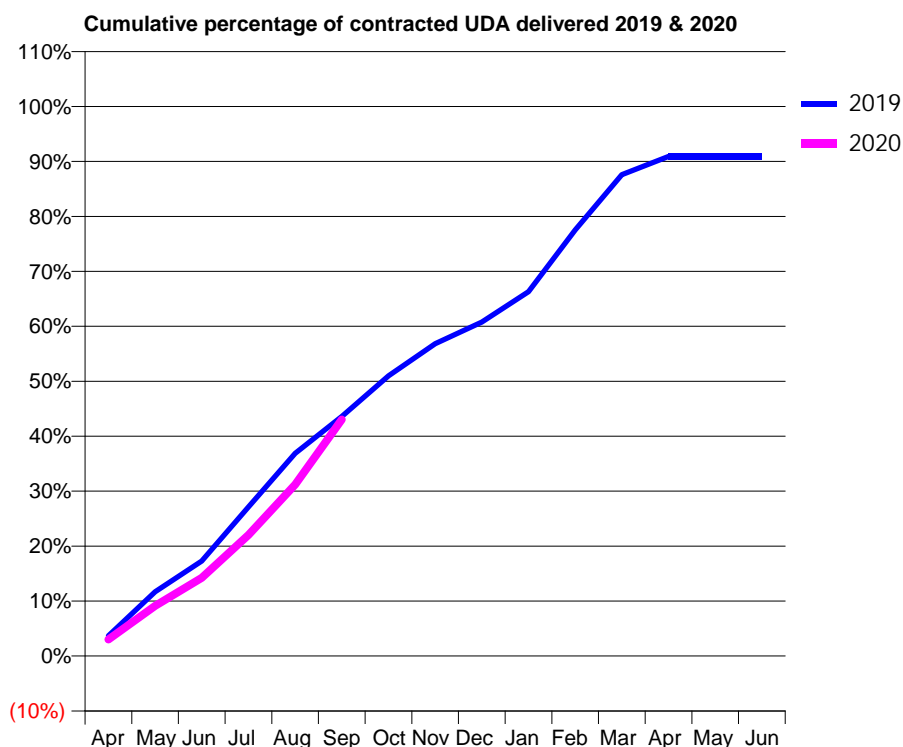
19/20 Contracted general activity (UDA)	1,500
Carry forward general activity (UDA)	0
19/20 Contracted orthodontic activity (UOA)	131
Carry forward orthodontic activity (UOA)	0
Baseline contract value	£49,040.49

ACCESS*

Patients seen in 24 months	Total	Change since previous quarter
Quarter ending September 2018	595	
Quarter ending December 2018	573	↓
Quarter ending March 2019	563	↓
Quarter ending June 2019	563	→
Quarter ending September 2019	593	↑
Variance since September 2018	(0.3%)	→



ACTIVITY



Month	Adjusted Scheduled Activity (UDA)	
	2019	2020
April	55	45
May	175	137
June	259	213
July	407	330
August	553	468
September	654	645
October	765	
November	853	
December	912	
January	995	
February	1,163	
March	1,314	
April	1,363	
May	1,363	
June	1,363	

QUALITY

	Quantity	Base Number	Contract	AT	Region	England
% of FP17s for the same patient ID Re-attending within 3 months - Children	22	228	9.6%	9.3%	10.8%	11.5%
% of FP17s for the same patient ID Re-attending within 3 months - Adults	17	205	8.3%	13.7%	15.2%	15.4%
% of FP17s for the same patient ID Re-attending between 3 & 9 months - Children	142	228	62.3%	62.8%	62.2%	59.7%
% of FP17s for the same patient ID Re-attending between 3 & 9 months - Adults	99	205	48.3%	53.3%	52.9%	51.7%
% of FP17s for Band 1 Urgent Courses	12	397	3.0%	10.0%	9.7%	9.2%
% of FP17s Relating to Free Repair or Replacements	0	397	0.0%	0.6%	0.6%	0.7%
% of FP17s Relating to Continuations	1	397	0.3%	0.8%	0.7%	0.8%
% of Patients satisfied with the dentistry they have received	0	0	N/A	93.2%	93.6%	93.5%
% of Patients satisfied with the time they had to wait for an appointment	0	0	N/A	85.0%	86.3%	87.4%

* This is based on patients treated on this contract for their most recent course of treatment. Figures in italics indicate the base number of FP17s or Patient Questionnaire responses are less than 100. N/A is shown where the base number of responses is less than 10 during the period. % is calculated as Quantity/Base number*100

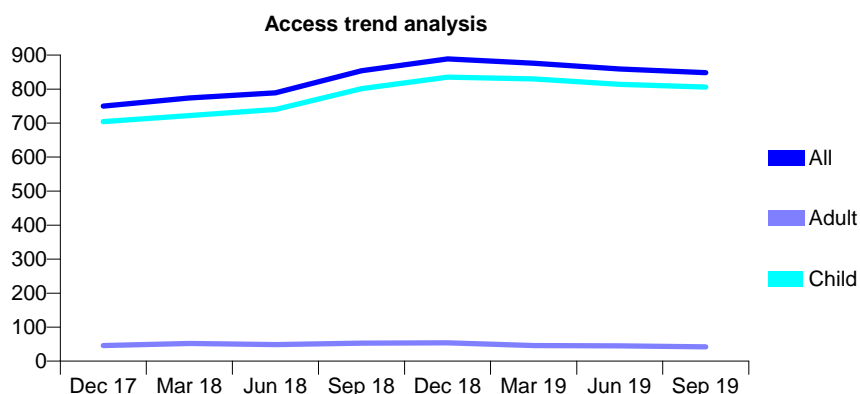
Q70 - Vital Signs At a Glance Contract Report for 224219/0001 - September 2019

Name or company name	Victoria Dental Practice Partnership
Contract type name	GDS Contract
Purpose of contract	General
Contract start date	01/04/2006
Contract end date	

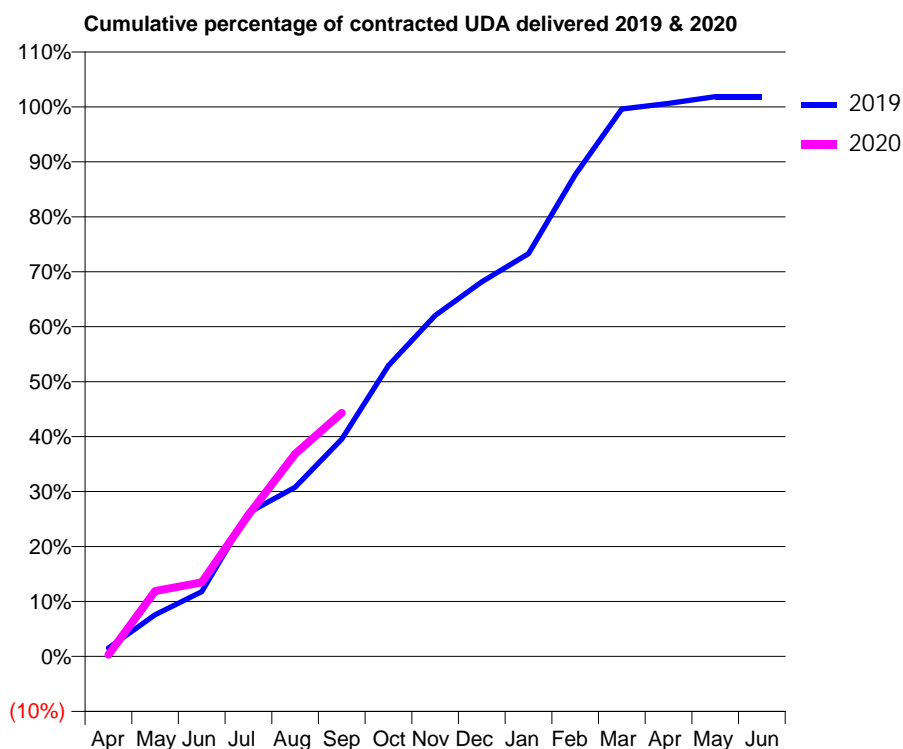
19/20 Contracted general activity (UDA)	1,370
Carry forward general activity (UDA)	0
19/20 Contracted orthodontic activity (UOA)	0
Carry forward orthodontic activity (UOA)	0
Baseline contract value	£29,458.11

ACCESS*

Patients seen in 24 months	Total	Change since previous quarter
Quarter ending September 2018	854	
Quarter ending December 2018	889	↑
Quarter ending March 2019	876	↓
Quarter ending June 2019	859	↓
Quarter ending September 2019	848	↓
Variance since September 2018	(0.7%)	→



ACTIVITY



Month	Adjusted Scheduled Activity (UDA)	
	2019	2020
April	21	4
May	104	163
June	161	185
July	358	353
August	422	505
September	542	607
October	725	
November	850	
December	934	
January	1,004	
February	1,201	
March	1,365	
April	1,379	
May	1,396	
June	1,396	

QUALITY

	Quantity	Base Number	Contract	AT	Region	England
% of FP17s for the same patient ID Re-attending within 3 months - Children	33	525	6.3%	9.3%	10.8%	11.5%
% of FP17s for the same patient ID Re-attending within 3 months - Adults	0	0	N/A	13.7%	15.2%	15.4%
% of FP17s for the same patient ID Re-attending between 3 & 9 months - Children	325	525	61.9%	62.8%	62.2%	59.7%
% of FP17s for the same patient ID Re-attending between 3 & 9 months - Adults	0	0	N/A	53.3%	52.9%	51.7%
% of FP17s for Band 1 Urgent Courses	18	504	3.6%	10.0%	9.7%	9.2%
% of FP17s Relating to Free Repair or Replacements	0	504	0.0%	0.6%	0.6%	0.7%
% of FP17s Relating to Continuations	0	504	0.0%	0.8%	0.7%	0.8%
% of Patients satisfied with the dentistry they have received	2	2	N/A	93.2%	93.6%	93.5%
% of Patients satisfied with the time they had to wait for an appointment	1	2	N/A	85.0%	86.3%	87.4%

* This is based on patients treated on this contract for their most recent course of treatment. Figures in italics indicate the base number of FP17s or Patient Questionnaire responses are less than 100. N/A is shown where the base number of responses is less than 10 during the period. % is calculated as Quantity/Base number*100

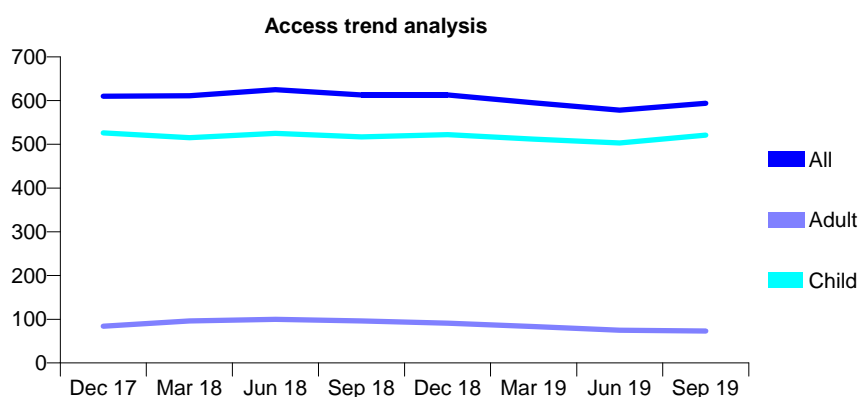
Q70 - Vital Signs At a Glance Contract Report for 230693/0001 - September 2019

Name or company name	Fryern Dental Practice
Contract type name	GDS Contract
Purpose of contract	General
Contract start date	01/04/2006
Contract end date	

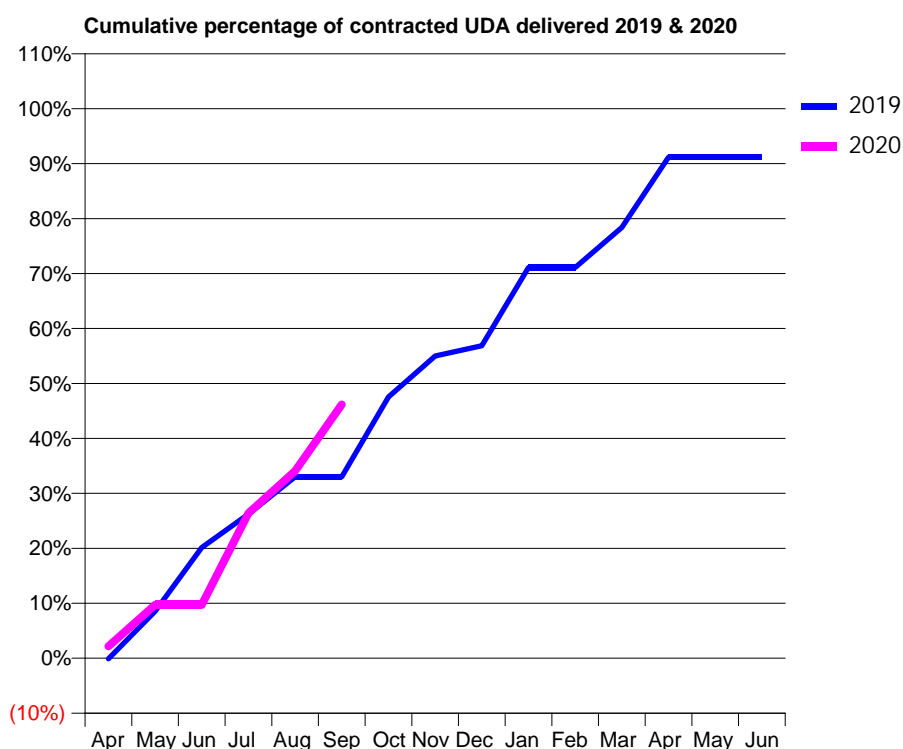
19/20 Contracted general activity (UDA)	1,018
Carry forward general activity (UDA)	0
19/20 Contracted orthodontic activity (UOA)	0
Carry forward orthodontic activity (UOA)	0
Baseline contract value	£21,752.45

ACCESS*

Patients seen in 24 months	Total	Change since previous quarter
Quarter ending September 2018	613	
Quarter ending December 2018	613	→
Quarter ending March 2019	595	↓
Quarter ending June 2019	578	↓
Quarter ending September 2019	594	↑
Variance since September 2018	(3.1%)	↓



ACTIVITY



Month	2019	2020
April	-1	22
May	87	99
June	205	99
July	267	269
August	336	347
September	336	470
October	484	
November	560	
December	579	
January	724	
February	724	
March	798	
April	928	
May	928	
June	928	

QUALITY

	Quantity	Base Number	Contract	AT	Region	England
% of FP17s for the same patient ID Re-attending within 3 months - Children	13	511	2.5%	9.3%	10.8%	11.5%
% of FP17s for the same patient ID Re-attending within 3 months - Adults	0	0	N/A	13.7%	15.2%	15.4%
% of FP17s for the same patient ID Re-attending between 3 & 9 months - Children	354	511	69.3%	62.8%	62.2%	59.7%
% of FP17s for the same patient ID Re-attending between 3 & 9 months - Adults	0	0	N/A	53.3%	52.9%	51.7%
% of FP17s for Band 1 Urgent Courses	0	400	0.0%	10.0%	9.7%	9.2%
% of FP17s Relating to Free Repair or Replacements	0	400	0.0%	0.6%	0.6%	0.7%
% of FP17s Relating to Continuations	0	400	0.0%	0.8%	0.7%	0.8%
% of Patients satisfied with the dentistry they have received	0	0	N/A	93.2%	93.6%	93.5%
% of Patients satisfied with the time they had to wait for an appointment	0	0	N/A	85.0%	86.3%	87.4%

* This is based on patients treated on this contract for their most recent course of treatment.

Figures in italics indicate the base number of FP17s or Patient Questionnaire responses are less than 100. N/A is shown where the base number of responses is less than 10 during the period. % is calculated as Quantity/Base number*100

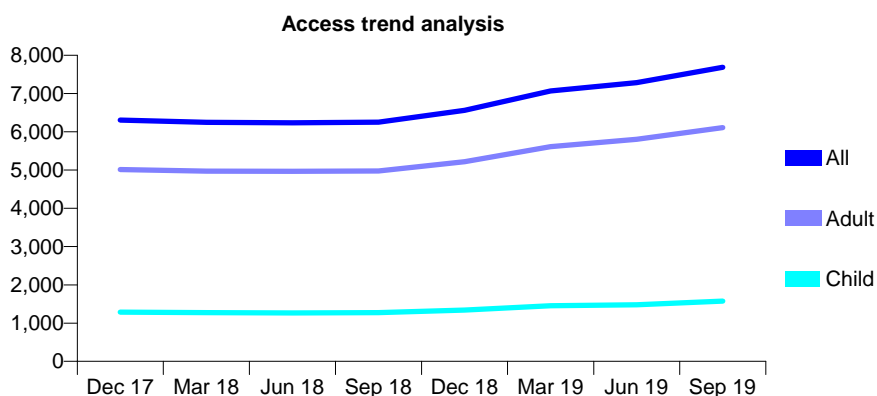
Q70 - Vital Signs At a Glance Contract Report for 232629/0001 - September 2019

Name or company name	Peartree Dental Care Partnership
Contract type name	GDS Contract
Purpose of contract	General
Contract start date	01/04/2006
Contract end date	

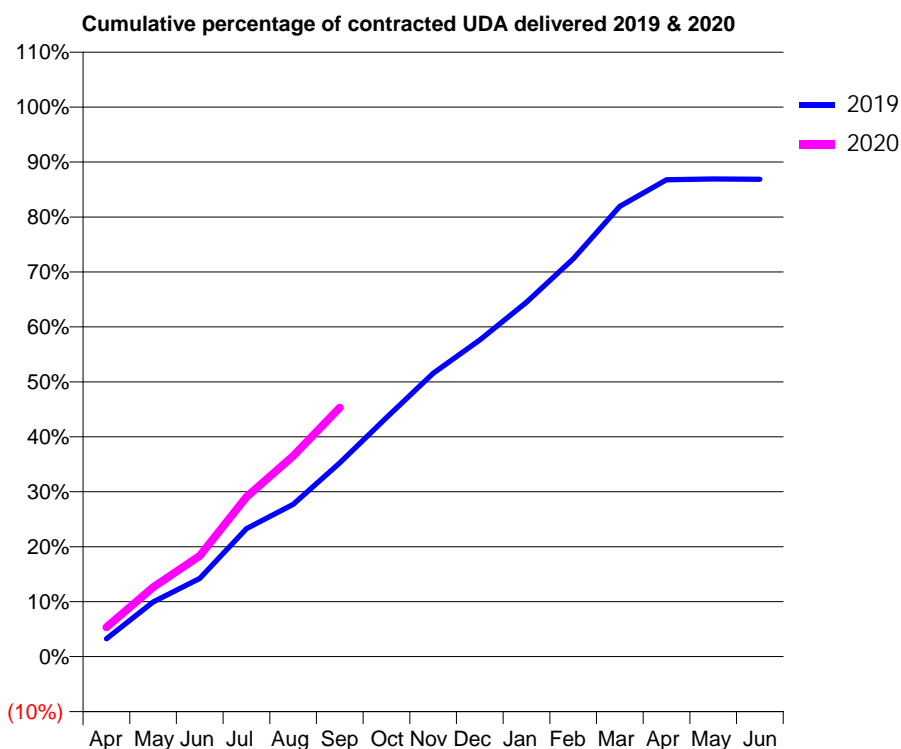
19/20 Contracted general activity (UDA)	24,352
Carry forward general activity (UDA)	0
19/20 Contracted orthodontic activity (UOA)	0
Carry forward orthodontic activity (UOA)	0
Baseline contract value	£674,841.71

ACCESS*

Patients seen in 24 months	Total	Change since previous quarter
Quarter ending September 2018	6,251	
Quarter ending December 2018	6,561	↑
Quarter ending March 2019	7,066	↑
Quarter ending June 2019	7,282	↑
Quarter ending September 2019	7,683	↑
Variance since September 2018	22.9%	↑



ACTIVITY



Month	Adjusted Scheduled Activity (UDA)	
	2019	2020
April	716	1,306
May	2,196	3,078
June	3,137	4,467
July	5,129	7,079
August	6,111	8,894
September	7,767	11,028
October	9,583	
November	11,362	
December	12,699	
January	14,213	
February	15,947	
March	18,059	
April	19,121	
May	19,154	
June	19,143	

QUALITY

	Quantity	Base Number	Contract	AT	Region	England
% of FP17s for the same patient ID Re-attending within 3 months - Children	109	1,298	8.4%	9.3%	10.8%	11.5%
% of FP17s for the same patient ID Re-attending within 3 months - Adults	642	4,827	13.3%	13.7%	15.2%	15.4%
% of FP17s for the same patient ID Re-attending between 3 & 9 months - Children	769	1,298	59.2%	62.8%	62.2%	59.7%
% of FP17s for the same patient ID Re-attending between 3 & 9 months - Adults	2,609	4,827	54.1%	53.3%	52.9%	51.7%
% of FP17s for Band 1 Urgent Courses	746	5,698	13.1%	10.0%	9.7%	9.2%
% of FP17s Relating to Free Repair or Replacements	52	5,698	0.9%	0.6%	0.6%	0.7%
% of FP17s Relating to Continuations	22	5,698	0.4%	0.8%	0.7%	0.8%
% of Patients satisfied with the dentistry they have received	1	1	N/A	93.2%	93.6%	93.5%
% of Patients satisfied with the time they had to wait for an appointment	0	1	N/A	85.0%	86.3%	87.4%

* This is based on patients treated on this contract for their most recent course of treatment. Figures in italics indicate the base number of FP17s or Patient Questionnaire responses are less than 100. N/A is shown where the base number of responses is less than 10 during the period. % is calculated as Quantity/Base number*100

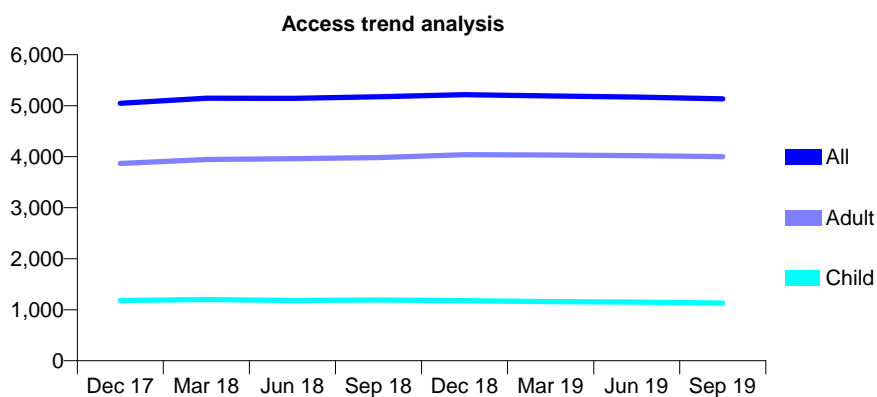
Q70 - Vital Signs At a Glance Contract Report for 237973/0001 - September 2019

Name or company name	MR S KHANNA
Contract type name	GDS Contract
Purpose of contract	General
Contract start date	01/04/2006
Contract end date	

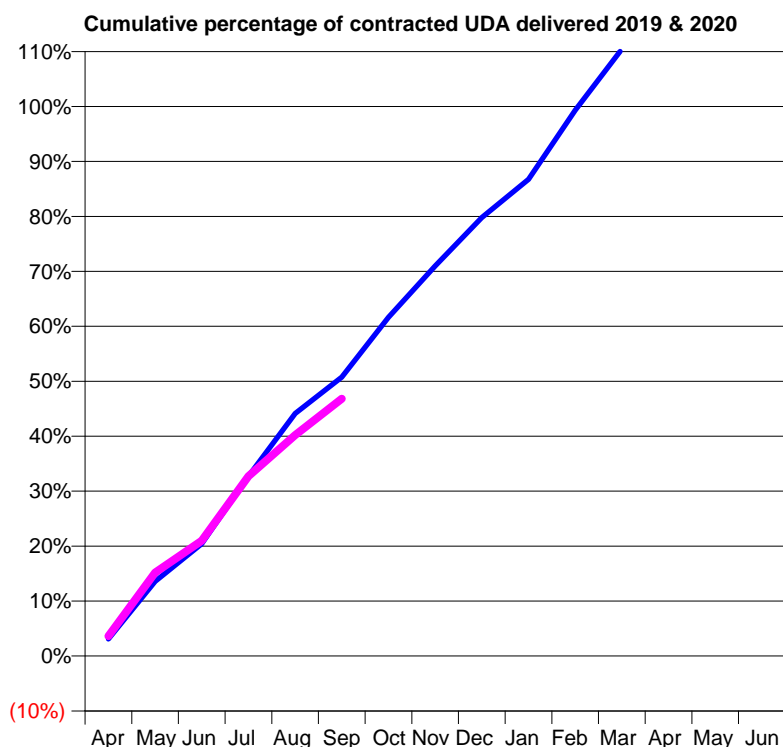
19/20 Contracted general activity (UDA)	12,122
Carry forward general activity (UDA)	0
19/20 Contracted orthodontic activity (UOA)	0
Carry forward orthodontic activity (UOA)	0
Baseline contract value	£387,026.40

ACCESS*

Patients seen in 24 months	Total	Change since previous quarter
Quarter ending September 2018	5,174	
Quarter ending December 2018	5,216	→
Quarter ending March 2019	5,192	→
Quarter ending June 2019	5,168	→
Quarter ending September 2019	5,133	→
Variance since September 2018	(0.8%)	→



ACTIVITY



Month	Adjusted Scheduled Activity (UDA)	
	2019	2020
April	377	439
May	1,647	1,839
June	2,480	2,542
July	3,966	3,966
August	5,348	4,872
September	6,151	5,675
October	7,469	
November	8,605	
December	9,672	
January	10,514	
February	12,038	
March	13,383	
April	14,160	
May	14,173	
June	14,170	

QUALITY

	Quantity	Base Number	Contract	AT	Region	England
% of FP17s for the same patient ID Re-attending within 3 months - Children	67	849	7.9%	9.3%	10.8%	11.5%
% of FP17s for the same patient ID Re-attending within 3 months - Adults	361	2,344	15.4%	13.7%	15.2%	15.4%
% of FP17s for the same patient ID Re-attending between 3 & 9 months - Children	565	849	66.5%	62.8%	62.2%	59.7%
% of FP17s for the same patient ID Re-attending between 3 & 9 months - Adults	760	2,344	32.4%	53.3%	52.9%	51.7%
% of FP17s for Band 1 Urgent Courses	276	2,841	9.7%	10.0%	9.7%	9.2%
% of FP17s Relating to Free Repair or Replacements	29	2,841	1.0%	0.6%	0.6%	0.7%
% of FP17s Relating to Continuations	79	2,841	2.8%	0.8%	0.7%	0.8%
% of Patients satisfied with the dentistry they have received	11	11	100.0%	93.2%	93.6%	93.5%
% of Patients satisfied with the time they had to wait for an appointment	11	11	100.0%	85.0%	86.3%	87.4%

* This is based on patients treated on this contract for their most recent course of treatment. Figures in italics indicate the base number of FP17s or Patient Questionnaire responses are less than 100. N/A is shown where the base number of responses is less than 10 during the period. % is calculated as Quantity/Base number*100

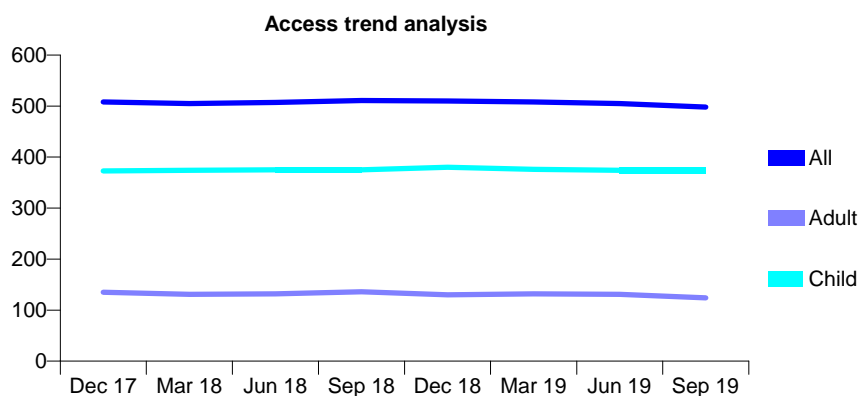
Q70 - Vital Signs At a Glance Contract Report for 244627/0001 - September 2019

Name or company name	MR MM WAUGH
Contract type name	GDS Contract
Purpose of contract	General
Contract start date	01/04/2006
Contract end date	

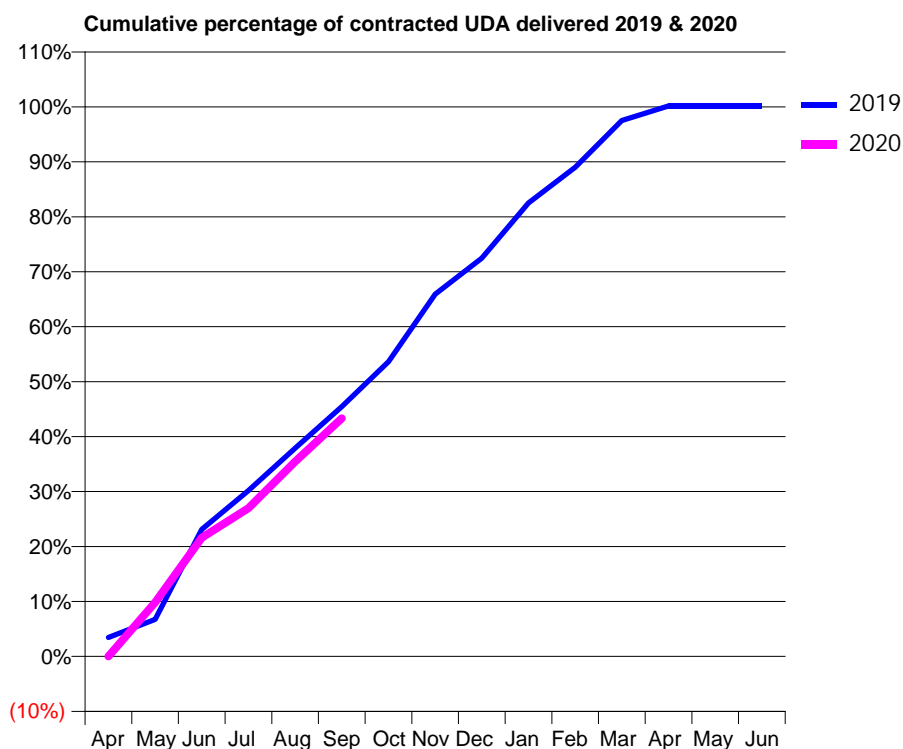
19/20 Contracted general activity (UDA)	1,099
Carry forward general activity (UDA)	0
19/20 Contracted orthodontic activity (UOA)	0
Carry forward orthodontic activity (UOA)	0
Baseline contract value	£32,803.07

ACCESS*

Patients seen in 24 months	Total	Change since previous quarter
Quarter ending September 2018	511	
Quarter ending December 2018	510	→
Quarter ending March 2019	508	→
Quarter ending June 2019	505	→
Quarter ending September 2019	498	↓
Variance since September 2018	(2.5%)	↓



ACTIVITY



Month	2019	2020
April	38	0
May	74	108
June	254	237
July	332	297
August	416	390
September	499	476
October	589	
November	724	
December	796	
January	907	
February	978	
March	1,072	
April	1,101	
May	1,101	
June	1,101	

QUALITY

	Quantity	Base Number	Contract	AT	Region	England
% of FP17s for the same patient ID Re-attending within 3 months - Children	8	328	2.4%	9.3%	10.8%	11.5%
% of FP17s for the same patient ID Re-attending within 3 months - Adults	4	55	7.3%	13.7%	15.2%	15.4%
% of FP17s for the same patient ID Re-attending between 3 & 9 months - Children	246	328	75.0%	62.8%	62.2%	59.7%
% of FP17s for the same patient ID Re-attending between 3 & 9 months - Adults	32	55	58.2%	53.3%	52.9%	51.7%
% of FP17s for Band 1 Urgent Courses	11	360	3.1%	10.0%	9.7%	9.2%
% of FP17s Relating to Free Repair or Replacements	0	360	0.0%	0.6%	0.6%	0.7%
% of FP17s Relating to Continuations	1	360	0.3%	0.8%	0.7%	0.8%
% of Patients satisfied with the dentistry they have received	0	0	N/A	93.2%	93.6%	93.5%
% of Patients satisfied with the time they had to wait for an appointment	0	0	N/A	85.0%	86.3%	87.4%

* This is based on patients treated on this contract for their most recent course of treatment. Figures in italics indicate the base number of FP17s or Patient Questionnaire responses are less than 100. N/A is shown where the base number of responses is less than 10 during the period. % is calculated as Quantity/Base number*100

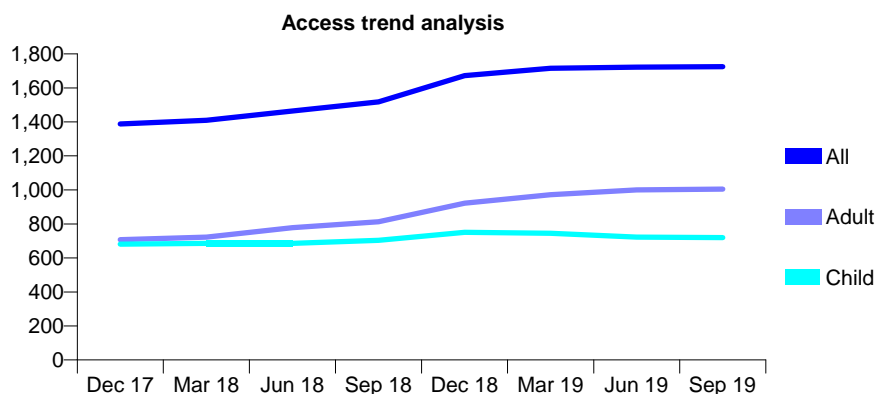
Q70 - Vital Signs At a Glance Contract Report for 253227/0001 - September 2019

Name or company name	Joanna McKenzie
Contract type name	GDS Contract
Purpose of contract	General
Contract start date	01/05/2007
Contract end date	

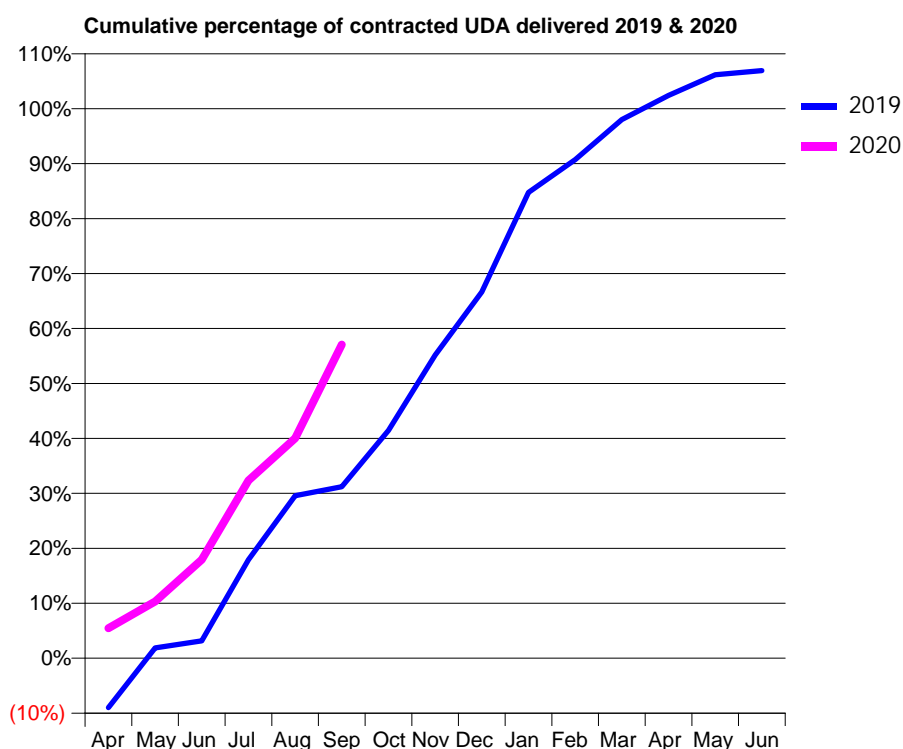
19/20 Contracted general activity (UDA)	3,350
Carry forward general activity (UDA)	0
19/20 Contracted orthodontic activity (UOA)	0
Carry forward orthodontic activity (UOA)	0
Baseline contract value	£79,435.22

ACCESS*

Patients seen in 24 months	Total	Change since previous quarter
Quarter ending September 2018	1,517	
Quarter ending December 2018	1,672	↑
Quarter ending March 2019	1,716	↑
Quarter ending June 2019	1,722	→
Quarter ending September 2019	1,724	→
Variance since September 2018	13.6%	↑



ACTIVITY



Adjusted Scheduled Activity (UDA)		
Month	2019	2020
April	-302	184
May	63	346
June	106	600
July	600	1,084
August	991	1,341
September	1,045	1,912
October	1,389	
November	1,848	
December	2,233	
January	2,839	
February	3,039	
March	3,283	
April	3,431	
May	3,556	
June	3,581	

QUALITY

	Quantity	Base Number	Contract	AT	Region	England
% of FP17s for the same patient ID Re-attending within 3 months - Children	43	640	6.7%	9.3%	10.8%	11.5%
% of FP17s for the same patient ID Re-attending within 3 months - Adults	100	774	12.9%	13.7%	15.2%	15.4%
% of FP17s for the same patient ID Re-attending between 3 & 9 months - Children	448	640	70.0%	62.8%	62.2%	59.7%
% of FP17s for the same patient ID Re-attending between 3 & 9 months - Adults	496	774	64.1%	53.3%	52.9%	51.7%
% of FP17s for Band 1 Urgent Courses	96	1,209	7.9%	10.0%	9.7%	9.2%
% of FP17s Relating to Free Repair or Replacements	1	1,209	0.1%	0.6%	0.6%	0.7%
% of FP17s Relating to Continuations	1	1,209	0.1%	0.8%	0.7%	0.8%
% of Patients satisfied with the dentistry they have received	0	0	N/A	93.2%	93.6%	93.5%
% of Patients satisfied with the time they had to wait for an appointment	0	0	N/A	85.0%	86.3%	87.4%

* This is based on patients treated on this contract for their most recent course of treatment.

Figures in italics indicate the base number of FP17s or Patient Questionnaire responses are less than 100. N/A is shown where the base number of responses is less than 10 during the period. % is calculated as Quantity/Base number*100

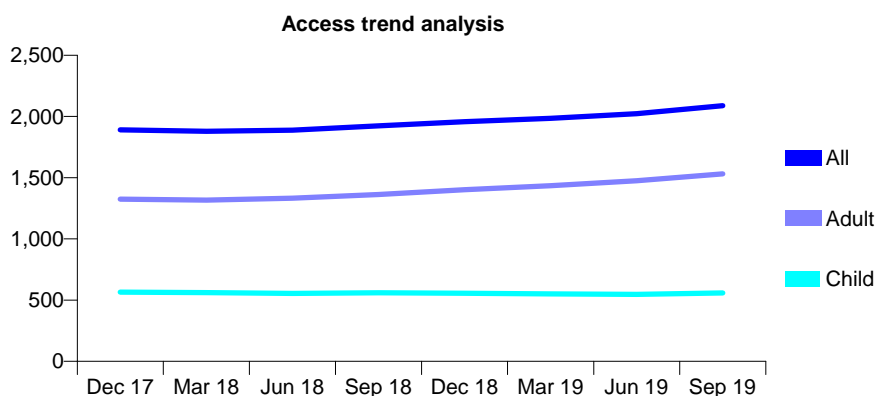
Q70 - Vital Signs At a Glance Contract Report for 253804/0001 - September 2019

Name or company name	MRS SC FENTON
Contract type name	GDS Contract
Purpose of contract	General
Contract start date	01/04/2006
Contract end date	

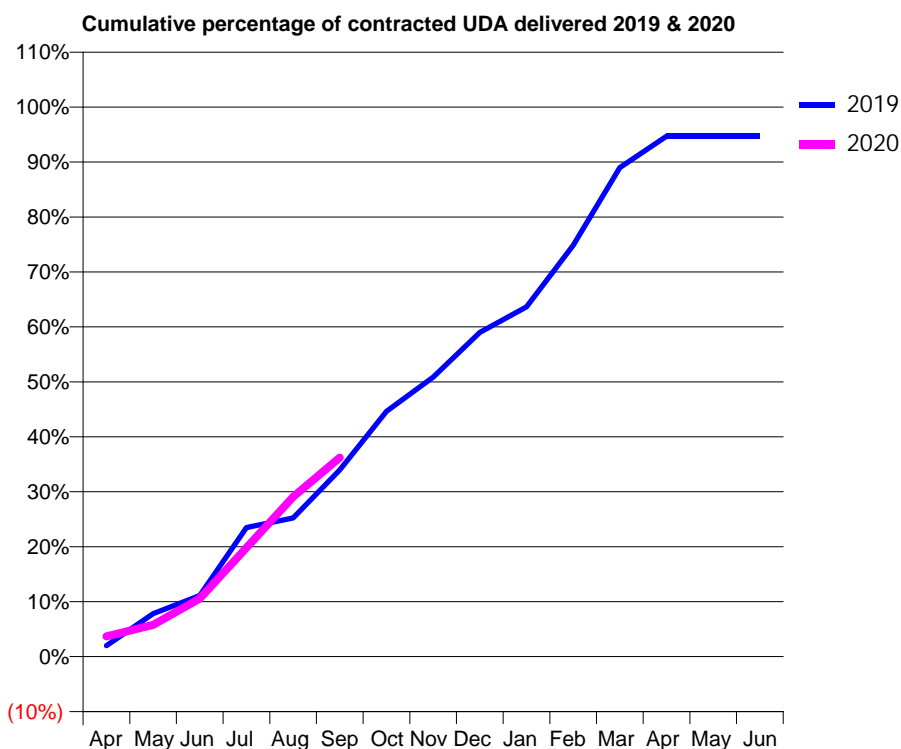
19/20 Contracted general activity (UDA)	6,500
Carry forward general activity (UDA)	0
19/20 Contracted orthodontic activity (UOA)	0
Carry forward orthodontic activity (UOA)	0
Baseline contract value	£157,534.31

ACCESS*

Patients seen in 24 months	Total	Change since previous quarter
Quarter ending September 2018	1,923	
Quarter ending December 2018	1,958	→
Quarter ending March 2019	1,985	→
Quarter ending June 2019	2,022	→
Quarter ending September 2019	2,089	↑
Variance since September 2018	8.6%	↑



ACTIVITY



Month	Adjusted Scheduled Activity (UDA)	
	2019	2020
April	131	241
May	509	376
June	722	686
July	1,527	1,288
August	1,640	1,891
September	2,209	2,354
October	2,901	
November	3,307	
December	3,833	
January	4,137	
February	4,865	
March	5,783	
April	6,154	
May	6,154	
June	6,156	

QUALITY

	Quantity	Base Number	Contract	AT	Region	England
% of FP17s for the same patient ID Re-attending within 3 months - Children	23	434	5.3%	9.3%	10.8%	11.5%
% of FP17s for the same patient ID Re-attending within 3 months - Adults	215	1,157	18.6%	13.7%	15.2%	15.4%
% of FP17s for the same patient ID Re-attending between 3 & 9 months - Children	330	434	76.0%	62.8%	62.2%	59.7%
% of FP17s for the same patient ID Re-attending between 3 & 9 months - Adults	677	1,157	58.5%	53.3%	52.9%	51.7%
% of FP17s for Band 1 Urgent Courses	130	1,418	9.2%	10.0%	9.7%	9.2%
% of FP17s Relating to Free Repair or Replacements	21	1,418	1.5%	0.6%	0.6%	0.7%
% of FP17s Relating to Continuations	5	1,418	0.4%	0.8%	0.7%	0.8%
% of Patients satisfied with the dentistry they have received	1	1	N/A	93.2%	93.6%	93.5%
% of Patients satisfied with the time they had to wait for an appointment	1	1	N/A	85.0%	86.3%	87.4%

* This is based on patients treated on this contract for their most recent course of treatment. Figures in italics indicate the base number of FP17s or Patient Questionnaire responses are less than 100. N/A is shown where the base number of responses is less than 10 during the period. % is calculated as Quantity/Base number*100

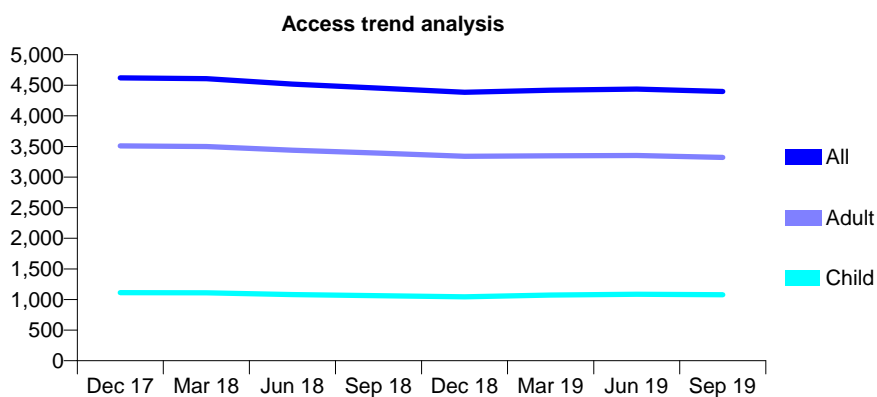
Q70 - Vital Signs At a Glance Contract Report for 256617/0002 - September 2019

Name or company name	MR NK TANK
Contract type name	GDS Contract
Purpose of contract	General
Contract start date	01/07/2006
Contract end date	

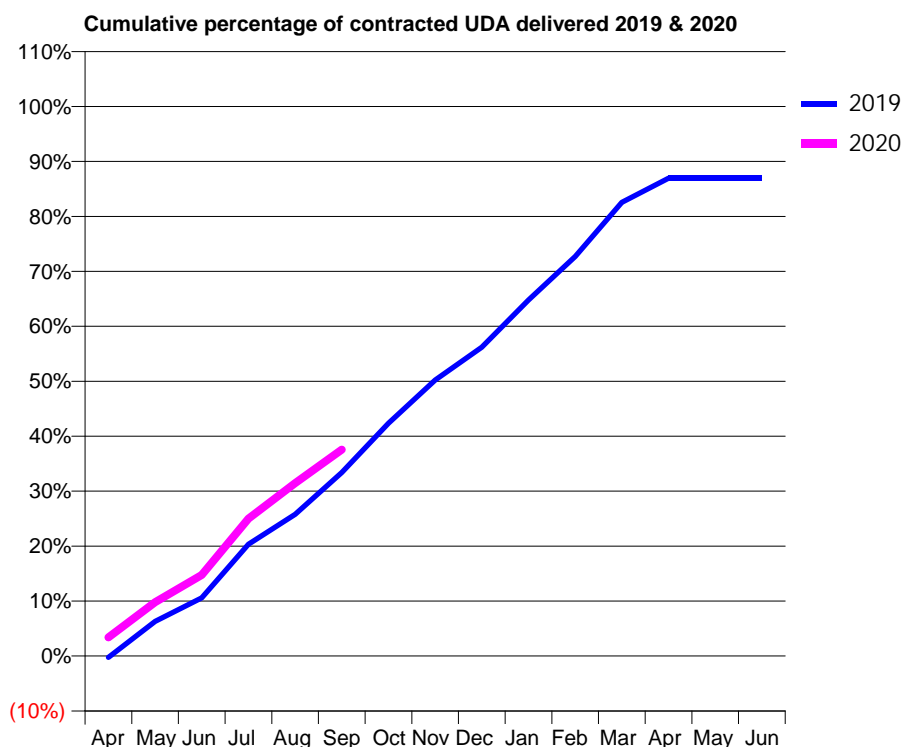
19/20 Contracted general activity (UDA)	12,500
Carry forward general activity (UDA)	0
19/20 Contracted orthodontic activity (UOA)	0
Carry forward orthodontic activity (UOA)	0
Baseline contract value	£361,472.53

ACCESS*

Patients seen in 24 months	Total	Change since previous quarter
Quarter ending September 2018	4,455	
Quarter ending December 2018	4,386	↓
Quarter ending March 2019	4,419	→
Quarter ending June 2019	4,440	→
Quarter ending September 2019	4,400	→
Variance since September 2018	(1.2%)	↓



ACTIVITY



Month	Adjusted Scheduled Activity (UDA)	
	2019	2020
April	-34	424
May	786	1,224
June	1,324	1,843
July	2,544	3,124
August	3,222	3,934
September	4,173	4,695
October	5,294	
November	6,277	
December	7,023	
January	8,097	
February	9,089	
March	10,318	
April	10,866	
May	10,867	
June	10,866	

QUALITY

	Quantity	Base Number	Contract	AT	Region	England
% of FP17s for the same patient ID Re-attending within 3 months - Children	66	892	7.4%	9.3%	10.8%	11.5%
% of FP17s for the same patient ID Re-attending within 3 months - Adults	373	2,372	15.7%	13.7%	15.2%	15.4%
% of FP17s for the same patient ID Re-attending between 3 & 9 months - Children	637	892	71.4%	62.8%	62.2%	59.7%
% of FP17s for the same patient ID Re-attending between 3 & 9 months - Adults	1,281	2,372	54.0%	53.3%	52.9%	51.7%
% of FP17s for Band 1 Urgent Courses	364	3,018	12.1%	10.0%	9.7%	9.2%
% of FP17s Relating to Free Repair or Replacements	30	3,018	1.0%	0.6%	0.6%	0.7%
% of FP17s Relating to Continuations	12	3,018	0.4%	0.8%	0.7%	0.8%
% of Patients satisfied with the dentistry they have received	2	2	N/A	93.2%	93.6%	93.5%
% of Patients satisfied with the time they had to wait for an appointment	2	2	N/A	85.0%	86.3%	87.4%

* This is based on patients treated on this contract for their most recent course of treatment. Figures in italics indicate the base number of FP17s or Patient Questionnaire responses are less than 100. N/A is shown where the base number of responses is less than 10 during the period. % is calculated as Quantity/Base number*100

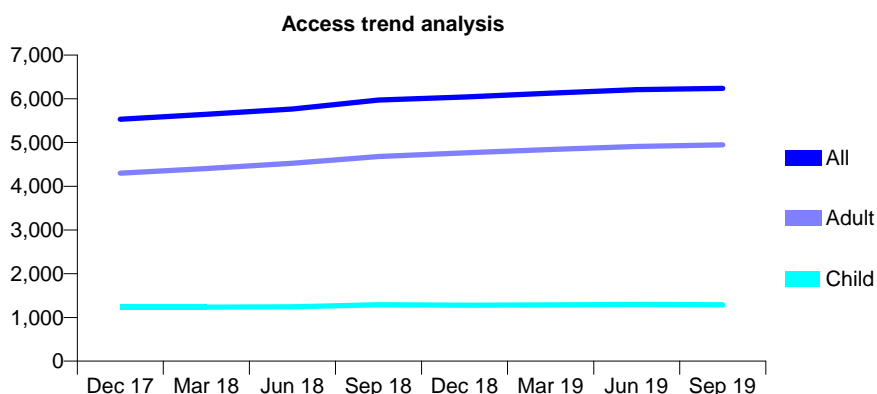
Q70 - Vital Signs At a Glance Contract Report for 258385/0001 - September 2019

Name or company name	MR PD WOODHOUSE
Contract type name	GDS Contract
Purpose of contract	General
Contract start date	01/04/2006
Contract end date	

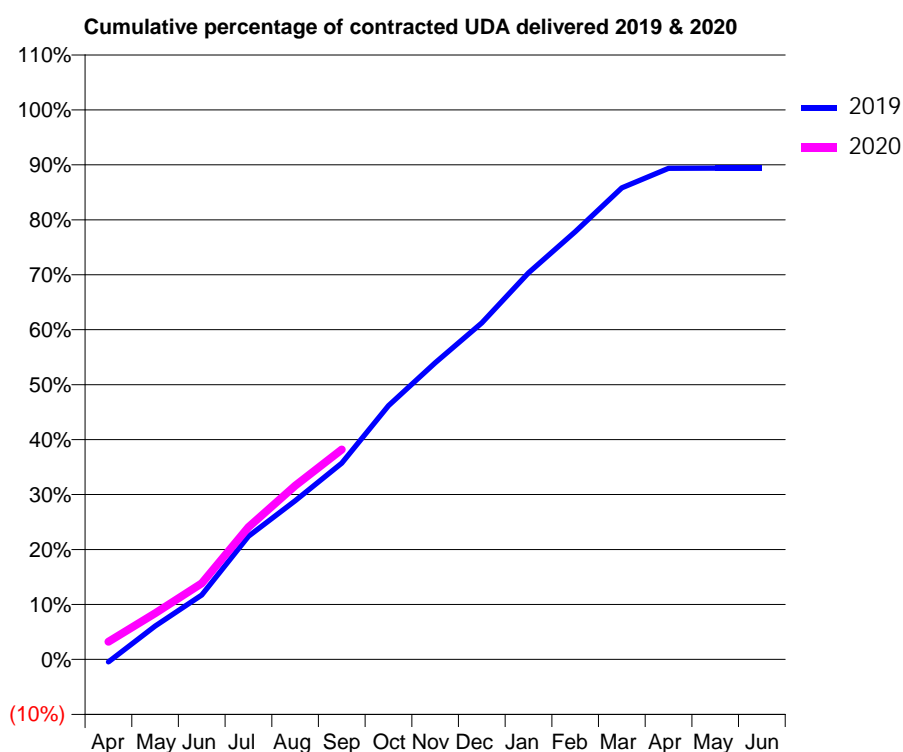
19/20 Contracted general activity (UDA)	14,269
Carry forward general activity (UDA)	40
19/20 Contracted orthodontic activity (UOA)	0
Carry forward orthodontic activity (UOA)	0
Baseline contract value	£434,392.32

ACCESS*

Patients seen in 24 months	Total	Change since previous quarter
Quarter ending September 2018	5,971	
Quarter ending December 2018	6,042	→
Quarter ending March 2019	6,128	→
Quarter ending June 2019	6,207	→
Quarter ending September 2019	6,238	→
Variance since September 2018	4.5%	↑



ACTIVITY



Month	Adjusted Scheduled Activity (UDA)	
	2019	2020
April	-67	460
May	867	1,201
June	1,674	1,975
July	3,198	3,437
August	4,120	4,510
September	5,095	5,449
October	6,586	
November	7,703	
December	8,736	
January	10,036	
February	11,108	
March	12,246	
April	12,752	
May	12,755	
June	12,756	

QUALITY

	Quantity	Base Number	Contract	AT	Region	England
% of FP17s for the same patient ID Re-attending within 3 months - Children	63	928	6.8%	9.3%	10.8%	11.5%
% of FP17s for the same patient ID Re-attending within 3 months - Adults	631	3,660	17.2%	13.7%	15.2%	15.4%
% of FP17s for the same patient ID Re-attending between 3 & 9 months - Children	595	928	64.1%	62.8%	62.2%	59.7%
% of FP17s for the same patient ID Re-attending between 3 & 9 months - Adults	1,993	3,660	54.5%	53.3%	52.9%	51.7%
% of FP17s for Band 1 Urgent Courses	431	3,192	13.5%	10.0%	9.7%	9.2%
% of FP17s Relating to Free Repair or Replacements	30	3,192	0.9%	0.6%	0.6%	0.7%
% of FP17s Relating to Continuations	39	3,192	1.2%	0.8%	0.7%	0.8%
% of Patients satisfied with the dentistry they have received	0	0	N/A	93.2%	93.6%	93.5%
% of Patients satisfied with the time they had to wait for an appointment	0	0	N/A	85.0%	86.3%	87.4%

* This is based on patients treated on this contract for their most recent course of treatment. Figures in italics indicate the base number of FP17s or Patient Questionnaire responses are less than 100. N/A is shown where the base number of responses is less than 10 during the period. % is calculated as Quantity/Base number*100

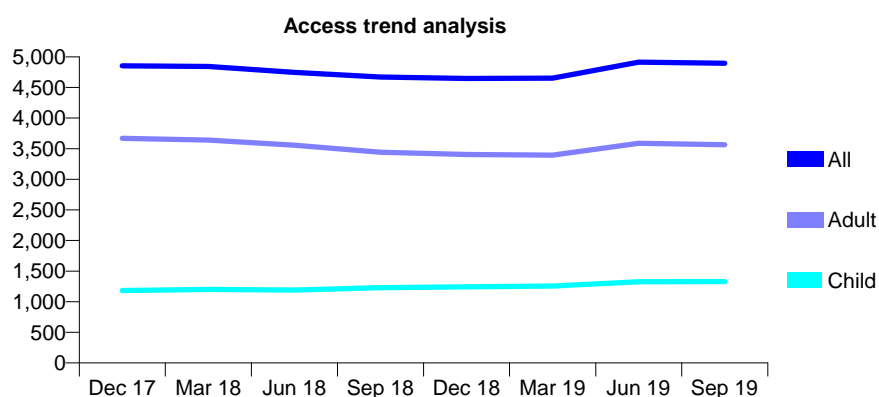
Q70 - Vital Signs At a Glance Contract Report for 262471/0001 - September 2019

Name or company name	MR B ANSARI
Contract type name	GDS Contract
Purpose of contract	General
Contract start date	01/04/2006
Contract end date	

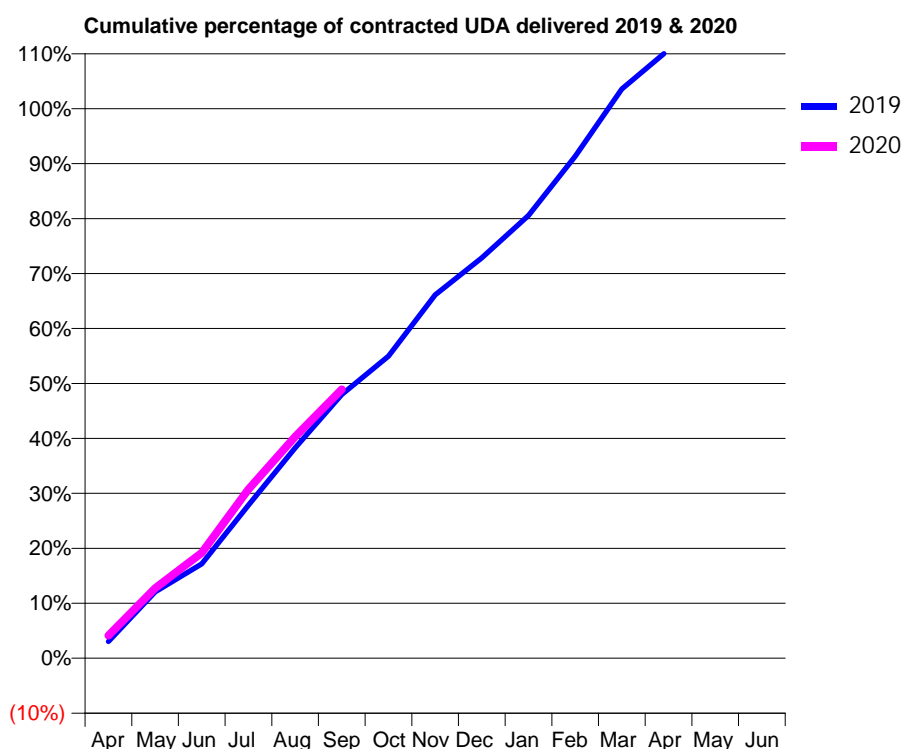
19/20 Contracted general activity (UDA)	14,743
Carry forward general activity (UDA)	0
19/20 Contracted orthodontic activity (UOA)	0
Carry forward orthodontic activity (UOA)	0
Baseline contract value	£374,070.46

ACCESS*

Patients seen in 24 months	Total	Change since previous quarter
Quarter ending September 2018	4,671	
Quarter ending December 2018	4,648	→
Quarter ending March 2019	4,652	→
Quarter ending June 2019	4,914	↑
Quarter ending September 2019	4,897	→
Variance since September 2018	4.8%	↑



ACTIVITY



Month	2019	2020
April	448	609
May	1,779	1,881
June	2,532	2,830
July	4,104	4,532
August	5,644	5,944
September	7,074	7,211
October	8,106	
November	9,747	
December	10,742	
January	11,881	
February	13,463	
March	15,270	
April	16,325	
May	16,325	
June	16,323	

QUALITY

	Quantity	Base Number	Contract	AT	Region	England
% of FP17s for the same patient ID Re-attending within 3 months - Children	110	1,047	10.5%	9.3%	10.8%	11.5%
% of FP17s for the same patient ID Re-attending within 3 months - Adults	304	2,381	12.8%	13.7%	15.2%	15.4%
% of FP17s for the same patient ID Re-attending between 3 & 9 months - Children	589	1,047	56.3%	62.8%	62.2%	59.7%
% of FP17s for the same patient ID Re-attending between 3 & 9 months - Adults	1,028	2,381	43.2%	53.3%	52.9%	51.7%
% of FP17s for Band 1 Urgent Courses	254	2,932	8.7%	10.0%	9.7%	9.2%
% of FP17s Relating to Free Repair or Replacements	10	2,932	0.3%	0.6%	0.6%	0.7%
% of FP17s Relating to Continuations	8	2,932	0.3%	0.8%	0.7%	0.8%
% of Patients satisfied with the dentistry they have received	0	0	N/A	93.2%	93.6%	93.5%
% of Patients satisfied with the time they had to wait for an appointment	0	0	N/A	85.0%	86.3%	87.4%

* This is based on patients treated on this contract for their most recent course of treatment.

Figures in italics indicate the base number of FP17s or Patient Questionnaire responses are less than 100. N/A is shown where the base number of responses is less than 10 during the period. % is calculated as Quantity/Base number*100

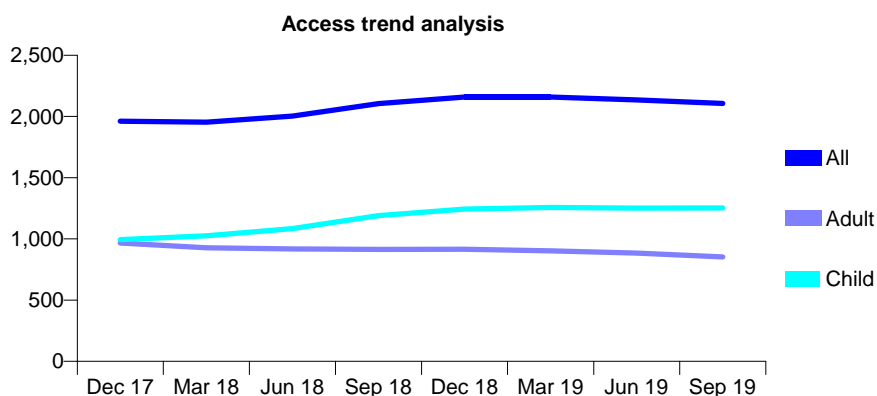
Q70 - Vital Signs At a Glance Contract Report for 263338/0001 - September 2019

Name or company name	MR GS WILBY-LOPEZ
Contract type name	GDS Contract
Purpose of contract	General
Contract start date	29/09/2006
Contract end date	

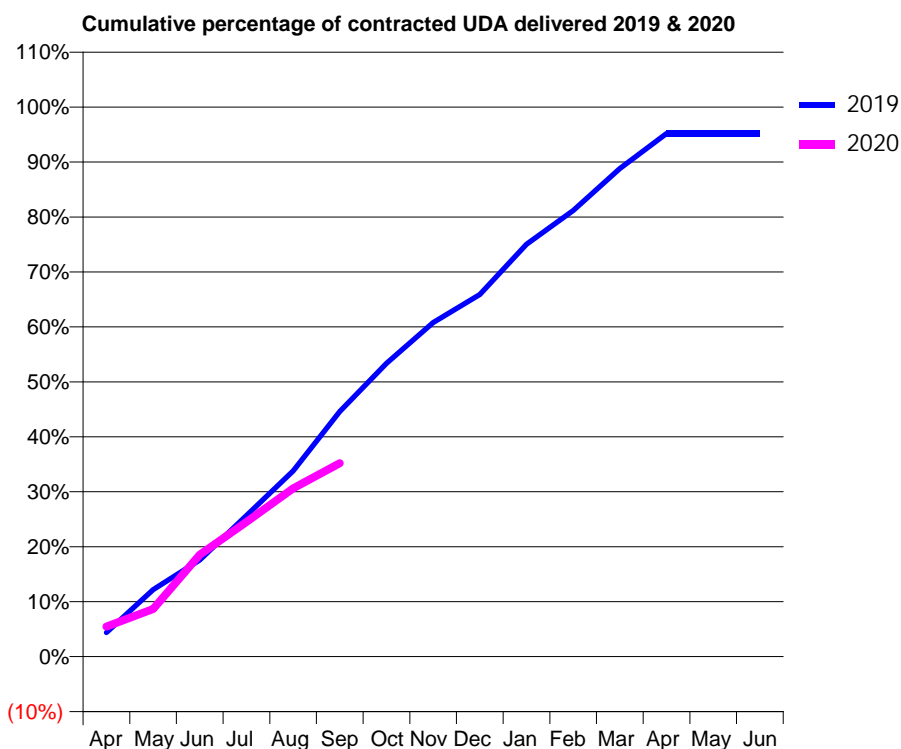
19/20 Contracted general activity (UDA)	5,000
Carry forward general activity (UDA)	0
19/20 Contracted orthodontic activity (UOA)	0
Carry forward orthodontic activity (UOA)	0
Baseline contract value	£124,048.18

ACCESS*

Patients seen in 24 months	Total	Change since previous quarter
Quarter ending September 2018	2,105	
Quarter ending December 2018	2,159	↑
Quarter ending March 2019	2,158	→
Quarter ending June 2019	2,136	↓
Quarter ending September 2019	2,106	↓
Variance since September 2018	0.0%	→



ACTIVITY



Month	Adjusted Scheduled Activity (UDA)	
	2019	2020
April	219	274
May	610	434
June	879	926
July	1,285	1,225
August	1,690	1,532
September	2,230	1,760
October	2,668	
November	3,041	
December	3,295	
January	3,751	
February	4,059	
March	4,440	
April	4,759	
May	4,759	
June	4,759	

QUALITY

	Quantity	Base Number	Contract	AT	Region	England
% of FP17s for the same patient ID Re-attending within 3 months - Children	63	1,110	5.7%	9.3%	10.8%	11.5%
% of FP17s for the same patient ID Re-attending within 3 months - Adults	59	410	14.4%	13.7%	15.2%	15.4%
% of FP17s for the same patient ID Re-attending between 3 & 9 months - Children	789	1,110	71.1%	62.8%	62.2%	59.7%
% of FP17s for the same patient ID Re-attending between 3 & 9 months - Adults	267	410	65.1%	53.3%	52.9%	51.7%
% of FP17s for Band 1 Urgent Courses	61	1,282	4.8%	10.0%	9.7%	9.2%
% of FP17s Relating to Free Repair or Replacements	3	1,282	0.2%	0.6%	0.6%	0.7%
% of FP17s Relating to Continuations	15	1,282	1.2%	0.8%	0.7%	0.8%
% of Patients satisfied with the dentistry they have received	0	0	N/A	93.2%	93.6%	93.5%
% of Patients satisfied with the time they had to wait for an appointment	0	0	N/A	85.0%	86.3%	87.4%

* This is based on patients treated on this contract for their most recent course of treatment. Figures in italics indicate the base number of FP17s or Patient Questionnaire responses are less than 100. N/A is shown where the base number of responses is less than 10 during the period. % is calculated as Quantity/Base number*100

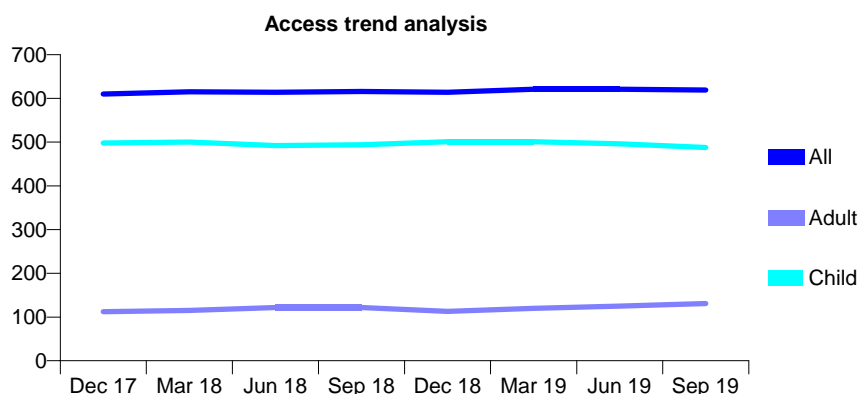
Q70 - Vital Signs At a Glance Contract Report for 305154/0001 - September 2019

Name or company name	MR PD KENNY
Contract type name	GDS Contract
Purpose of contract	General
Contract start date	01/04/2006
Contract end date	

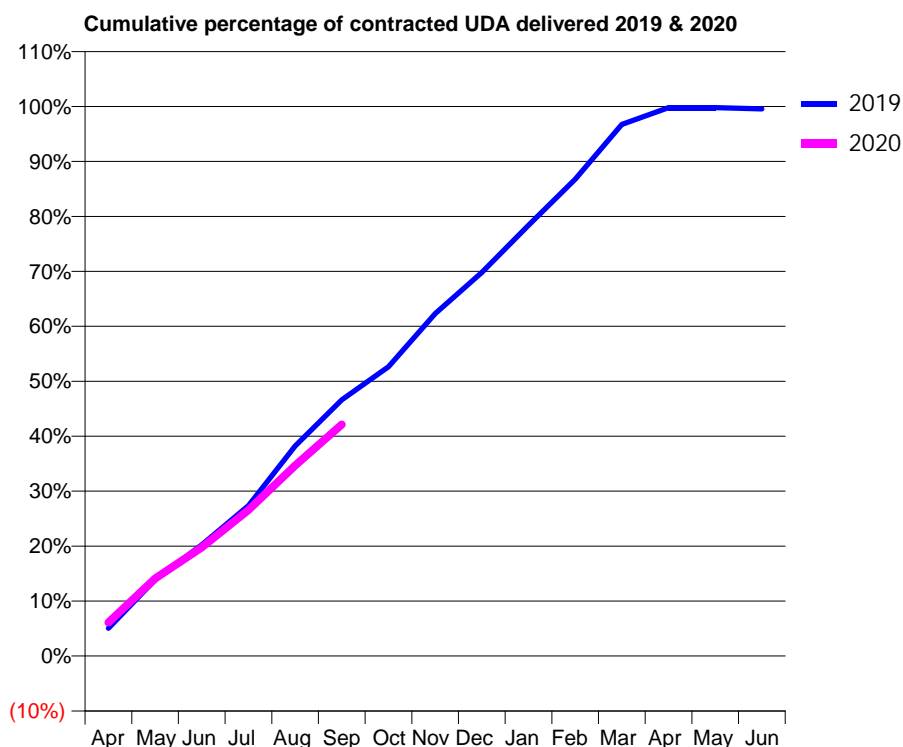
19/20 Contracted general activity (UDA)	1,350
Carry forward general activity (UDA)	6
19/20 Contracted orthodontic activity (UOA)	0
Carry forward orthodontic activity (UOA)	0
Baseline contract value	£29,620.25

ACCESS*

Patients seen in 24 months	Total	Change since previous quarter
Quarter ending September 2018	616	
Quarter ending December 2018	614	→
Quarter ending March 2019	621	→
Quarter ending June 2019	621	→
Quarter ending September 2019	619	→
Variance since September 2018	0.5%	→



ACTIVITY



Month	Adjusted Scheduled Activity (UDA)	
	2019	2020
April	68	82
May	187	191
June	273	267
July	369	359
August	516	468
September	629	569
October	711	
November	841	
December	942	
January	1,058	
February	1,171	
March	1,306	
April	1,347	
May	1,347	
June	1,344	

QUALITY

	Quantity	Base Number	Contract	AT	Region	England
% of FP17s for the same patient ID Re-attending within 3 months - Children	44	440	10.0%	9.3%	10.8%	11.5%
% of FP17s for the same patient ID Re-attending within 3 months - Adults	3	62	4.8%	13.7%	15.2%	15.4%
% of FP17s for the same patient ID Re-attending between 3 & 9 months - Children	330	440	75.0%	62.8%	62.2%	59.7%
% of FP17s for the same patient ID Re-attending between 3 & 9 months - Adults	33	62	53.2%	53.3%	52.9%	51.7%
% of FP17s for Band 1 Urgent Courses	18	484	3.7%	10.0%	9.7%	9.2%
% of FP17s Relating to Free Repair or Replacements	0	484	0.0%	0.6%	0.6%	0.7%
% of FP17s Relating to Continuations	1	484	0.2%	0.8%	0.7%	0.8%
% of Patients satisfied with the dentistry they have received	0	0	N/A	93.2%	93.6%	93.5%
% of Patients satisfied with the time they had to wait for an appointment	0	0	N/A	85.0%	86.3%	87.4%

* This is based on patients treated on this contract for their most recent course of treatment. Figures in italics indicate the base number of FP17s or Patient Questionnaire responses are less than 100. N/A is shown where the base number of responses is less than 10 during the period. % is calculated as Quantity/Base number*100

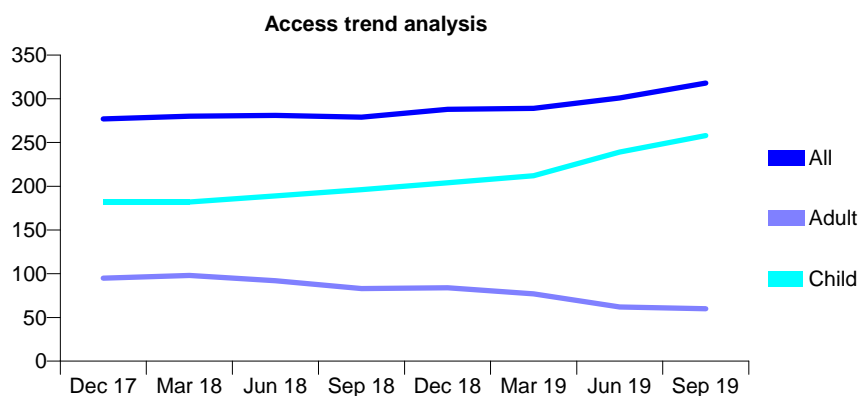
Q70 - Vital Signs At a Glance Contract Report for 305650/0001 - September 2019

Name or company name	Homemill Dental Surgery
Contract type name	GDS Contract
Purpose of contract	General
Contract start date	01/10/2012
Contract end date	

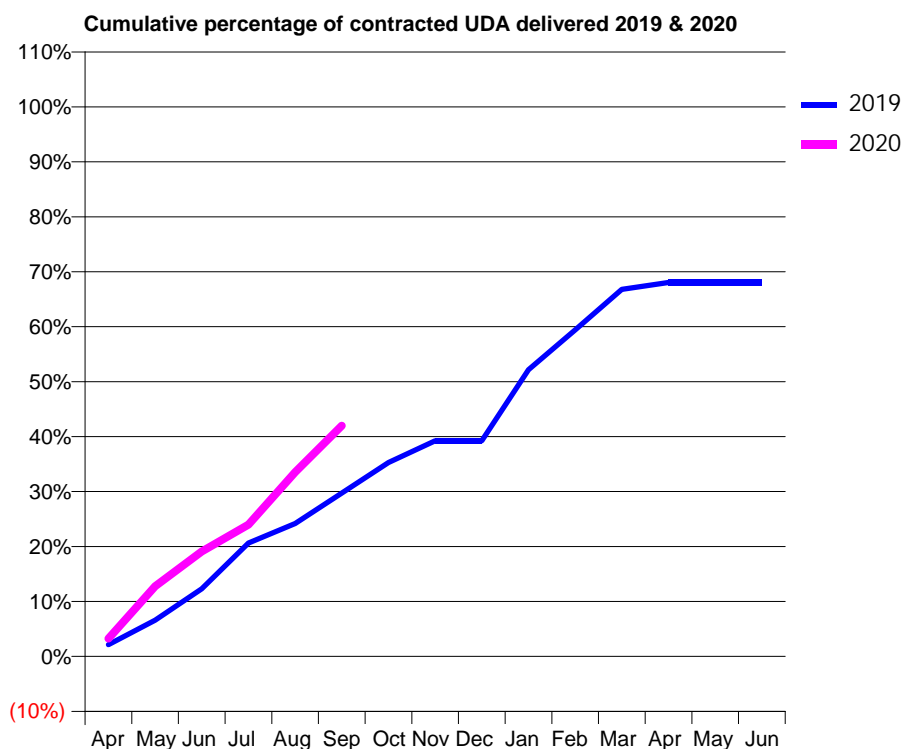
19/20 Contracted general activity (UDA)	650
Carry forward general activity (UDA)	0
19/20 Contracted orthodontic activity (UOA)	0
Carry forward orthodontic activity (UOA)	0
Baseline contract value	£15,604.22

ACCESS*

Patients seen in 24 months	Total	Change since previous quarter
Quarter ending September 2018	279	
Quarter ending December 2018	288	↑
Quarter ending March 2019	289	→
Quarter ending June 2019	301	↑
Quarter ending September 2019	318	↑
Variance since September 2018	14.0%	↑



ACTIVITY



Month	2019	2020
April	14	21
May	43	83
June	80	124
July	134	156
August	157	218
September	193	273
October	229	
November	255	
December	255	
January	339	
February	386	
March	434	
April	442	
May	442	
June	442	

QUALITY

	Quantity	Base Number	Contract	AT	Region	England
% of FP17s for the same patient ID Re-attending within 3 months - Children	13	214	6.1%	9.3%	10.8%	11.5%
% of FP17s for the same patient ID Re-attending within 3 months - Adults	0	8	0.0%	13.7%	15.2%	15.4%
% of FP17s for the same patient ID Re-attending between 3 & 9 months - Children	93	214	43.5%	62.8%	62.2%	59.7%
% of FP17s for the same patient ID Re-attending between 3 & 9 months - Adults	4	8	50.0%	53.3%	52.9%	51.7%
% of FP17s for Band 1 Urgent Courses	0	213	0.0%	10.0%	9.7%	9.2%
% of FP17s Relating to Free Repair or Replacements	0	213	0.0%	0.6%	0.6%	0.7%
% of FP17s Relating to Continuations	1	213	0.5%	0.8%	0.7%	0.8%
% of Patients satisfied with the dentistry they have received	0	0	N/A	93.2%	93.6%	93.5%
% of Patients satisfied with the time they had to wait for an appointment	0	0	N/A	85.0%	86.3%	87.4%

* This is based on patients treated on this contract for their most recent course of treatment. Figures in italics indicate the base number of FP17s or Patient Questionnaire responses are less than 100. N/A is shown where the base number of responses is less than 10 during the period. % is calculated as Quantity/Base number*100

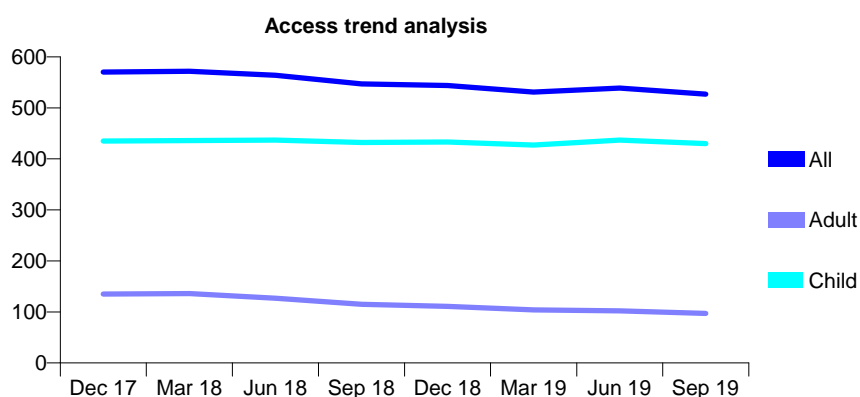
Q70 - Vital Signs At a Glance Contract Report for 307181/0001 - September 2019

Name or company name	Dr Samit Chitre
Contract type name	GDS Contract
Purpose of contract	General
Contract start date	01/04/2006
Contract end date	

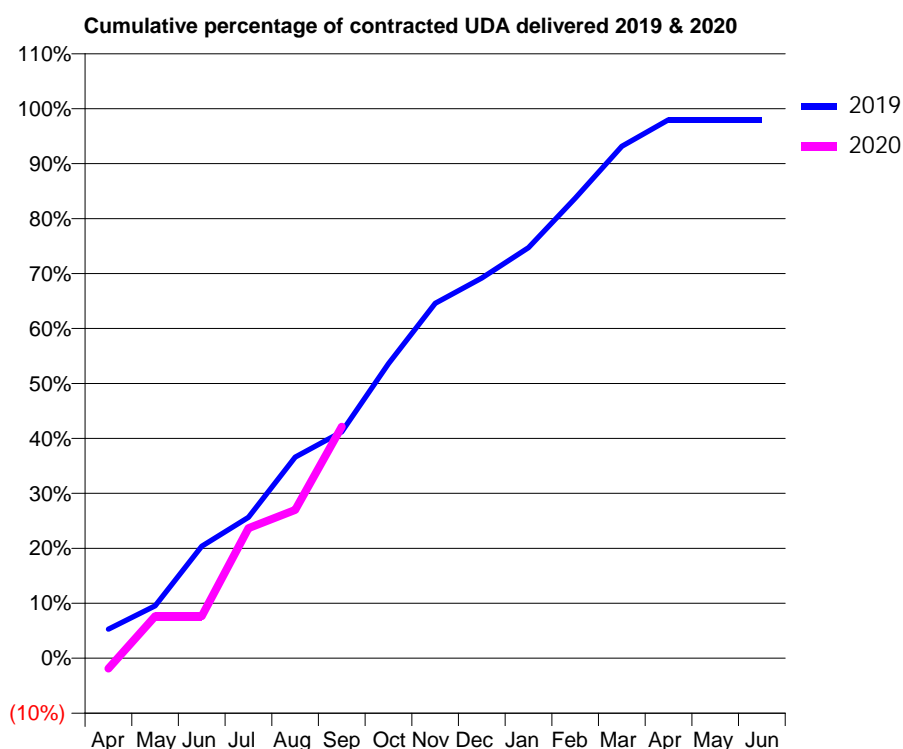
19/20 Contracted general activity (UDA)	1,000
Carry forward general activity (UDA)	20
19/20 Contracted orthodontic activity (UOA)	0
Carry forward orthodontic activity (UOA)	0
Baseline contract value	£23,550.40

ACCESS*

Patients seen in 24 months	Total	Change since previous quarter
Quarter ending September 2018	547	
Quarter ending December 2018	544	→
Quarter ending March 2019	531	↓
Quarter ending June 2019	539	→
Quarter ending September 2019	527	↓
Variance since September 2018	(3.7%)	↓



ACTIVITY



Month	2019	2020
April	53	-19
May	95	77
June	204	77
July	256	237
August	366	270
September	412	421
October	536	
November	646	
December	692	
January	747	
February	837	
March	932	
April	980	
May	980	
June	980	

QUALITY

	Quantity	Base Number	Contract	AT	Region	England
% of FP17s for the same patient ID Re-attending within 3 months - Children	22	369	6.0%	9.3%	10.8%	11.5%
% of FP17s for the same patient ID Re-attending within 3 months - Adults	2	36	5.6%	13.7%	15.2%	15.4%
% of FP17s for the same patient ID Re-attending between 3 & 9 months - Children	256	369	69.4%	62.8%	62.2%	59.7%
% of FP17s for the same patient ID Re-attending between 3 & 9 months - Adults	26	36	72.2%	53.3%	52.9%	51.7%
% of FP17s for Band 1 Urgent Courses	17	362	4.7%	10.0%	9.7%	9.2%
% of FP17s Relating to Free Repair or Replacements	0	362	0.0%	0.6%	0.6%	0.7%
% of FP17s Relating to Continuations	0	362	0.0%	0.8%	0.7%	0.8%
% of Patients satisfied with the dentistry they have received	0	0	N/A	93.2%	93.6%	93.5%
% of Patients satisfied with the time they had to wait for an appointment	0	0	N/A	85.0%	86.3%	87.4%

* This is based on patients treated on this contract for their most recent course of treatment.

Figures in italics indicate the base number of FP17s or Patient Questionnaire responses are less than 100. N/A is shown where the base number of responses is less than 10 during the period. % is calculated as Quantity/Base number*100

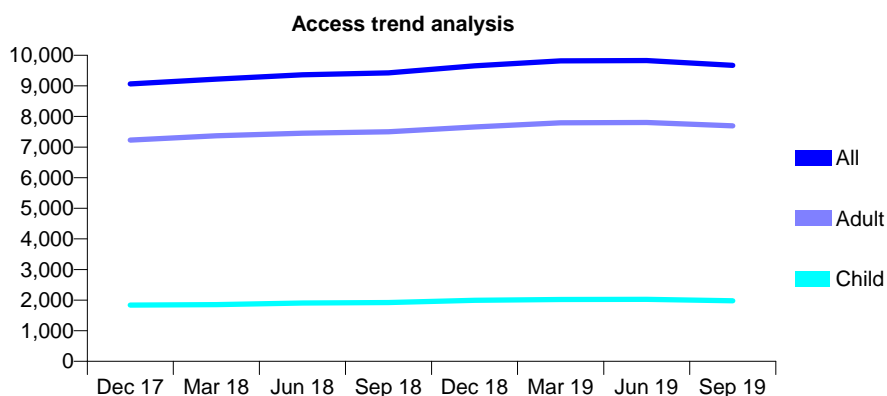
Q70 - Vital Signs At a Glance Contract Report for 321532/0001 - September 2019

Name or company name	Dr C Patel
Contract type name	GDS Contract
Purpose of contract	General
Contract start date	01/04/2006
Contract end date	

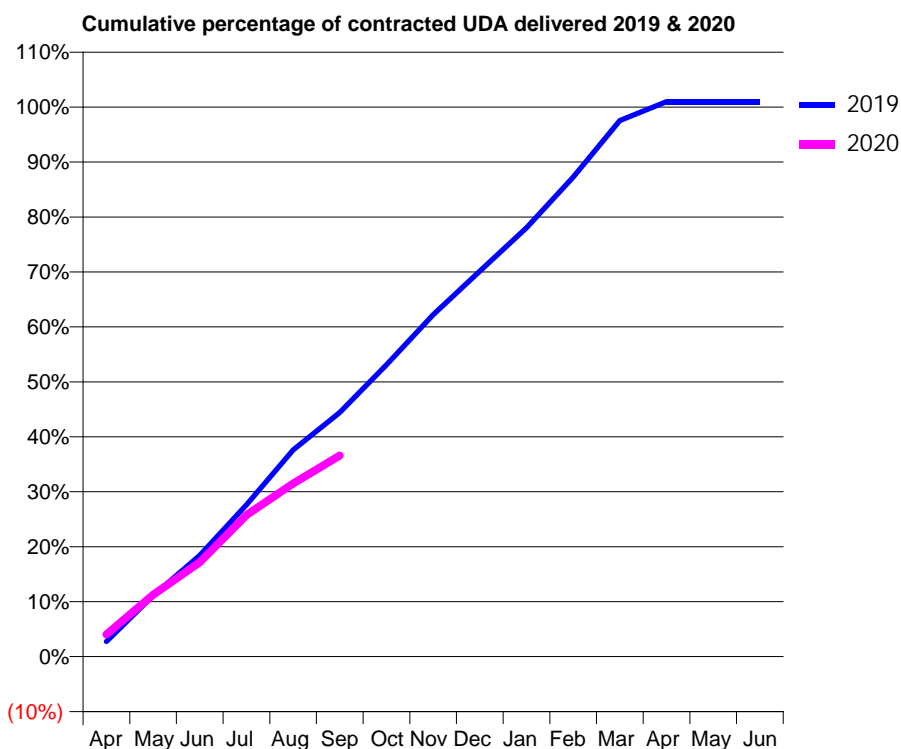
19/20 Contracted general activity (UDA)	25,659
Carry forward general activity (UDA)	0
19/20 Contracted orthodontic activity (UOA)	0
Carry forward orthodontic activity (UOA)	0
Baseline contract value	£586,433.55

ACCESS*

Patients seen in 24 months	Total	Change since previous quarter
Quarter ending September 2018	9,425	
Quarter ending December 2018	9,653	↑
Quarter ending March 2019	9,813	→
Quarter ending June 2019	9,829	→
Quarter ending September 2019	9,672	↓
Variance since September 2018	2.6%	↑



ACTIVITY



Month	Adjusted Scheduled Activity (UDA)	
	2019	2020
April	706	1,039
May	2,850	2,890
June	4,727	4,403
July	7,086	6,612
August	9,656	8,082
September	11,400	9,390
October	13,626	
November	15,960	
December	18,000	
January	20,024	
February	22,397	
March	25,027	
April	25,913	
May	25,914	
June	25,914	

QUALITY

	Quantity	Base Number	Contract	AT	Region	England
% of FP17s for the same patient ID Re-attending within 3 months - Children	54	1,300	4.2%	9.3%	10.8%	11.5%
% of FP17s for the same patient ID Re-attending within 3 months - Adults	639	4,920	13.0%	13.7%	15.2%	15.4%
% of FP17s for the same patient ID Re-attending between 3 & 9 months - Children	850	1,300	65.4%	62.8%	62.2%	59.7%
% of FP17s for the same patient ID Re-attending between 3 & 9 months - Adults	3,109	4,920	63.2%	53.3%	52.9%	51.7%
% of FP17s for Band 1 Urgent Courses	356	5,186	6.9%	10.0%	9.7%	9.2%
% of FP17s Relating to Free Repair or Replacements	38	5,186	0.7%	0.6%	0.6%	0.7%
% of FP17s Relating to Continuations	88	5,186	1.7%	0.8%	0.7%	0.8%
% of Patients satisfied with the dentistry they have received	3	3	N/A	93.2%	93.6%	93.5%
% of Patients satisfied with the time they had to wait for an appointment	3	3	N/A	85.0%	86.3%	87.4%

* This is based on patients treated on this contract for their most recent course of treatment. Figures in italics indicate the base number of FP17s or Patient Questionnaire responses are less than 100. N/A is shown where the base number of responses is less than 10 during the period. % is calculated as Quantity/Base number*100

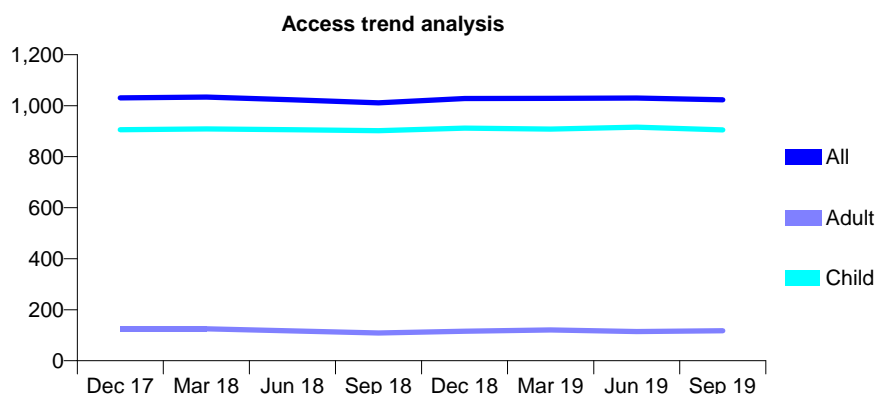
Q70 - Vital Signs At a Glance Contract Report for 321788/0001 - September 2019

Name or company name	MR GH MORRIS
Contract type name	GDS Contract
Purpose of contract	General
Contract start date	01/04/2006
Contract end date	

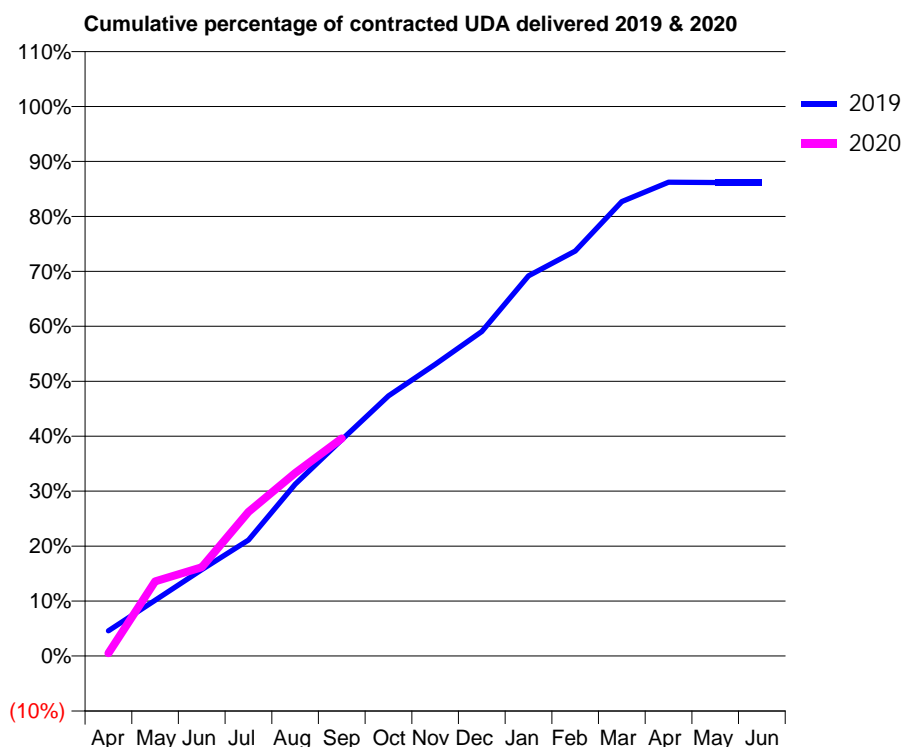
19/20 Contracted general activity (UDA)	2,150
Carry forward general activity (UDA)	0
19/20 Contracted orthodontic activity (UOA)	0
Carry forward orthodontic activity (UOA)	0
Baseline contract value	£53,687.38

ACCESS*

Patients seen in 24 months	Total	Change since previous quarter
Quarter ending September 2018	1,011	
Quarter ending December 2018	1,028	→
Quarter ending March 2019	1,029	→
Quarter ending June 2019	1,030	→
Quarter ending September 2019	1,023	→
Variance since September 2018	1.2%	→



ACTIVITY



Month	Adjusted Scheduled Activity (UDA)	
	2019	2020
April	99	11
May	218	292
June	338	347
July	454	564
August	672	716
September	846	851
October	1,018	
November	1,141	
December	1,270	
January	1,487	
February	1,584	
March	1,778	
April	1,854	
May	1,853	
June	1,853	

QUALITY

	Quantity	Base Number	Contract	AT	Region	England
% of FP17s for the same patient ID Re-attending within 3 months - Children	47	685	6.9%	9.3%	10.8%	11.5%
% of FP17s for the same patient ID Re-attending within 3 months - Adults	3	40	7.5%	13.7%	15.2%	15.4%
% of FP17s for the same patient ID Re-attending between 3 & 9 months - Children	440	685	64.2%	62.8%	62.2%	59.7%
% of FP17s for the same patient ID Re-attending between 3 & 9 months - Adults	32	40	80.0%	53.3%	52.9%	51.7%
% of FP17s for Band 1 Urgent Courses	27	675	4.0%	10.0%	9.7%	9.2%
% of FP17s Relating to Free Repair or Replacements	0	675	0.0%	0.6%	0.6%	0.7%
% of FP17s Relating to Continuations	0	675	0.0%	0.8%	0.7%	0.8%
% of Patients satisfied with the dentistry they have received	0	0	N/A	93.2%	93.6%	93.5%
% of Patients satisfied with the time they had to wait for an appointment	0	0	N/A	85.0%	86.3%	87.4%

* This is based on patients treated on this contract for their most recent course of treatment. Figures in italics indicate the base number of FP17s or Patient Questionnaire responses are less than 100. N/A is shown where the base number of responses is less than 10 during the period. % is calculated as Quantity/Base number*100

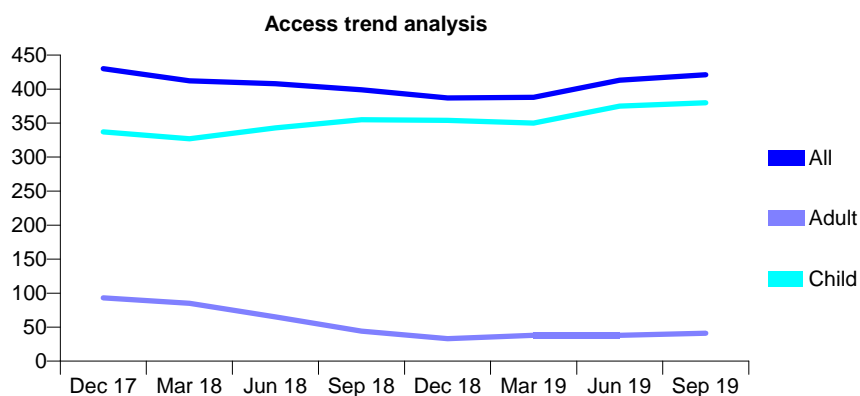
Q70 - Vital Signs At a Glance Contract Report for 321974/0001 - September 2019

Name or company name	MR AE INMAN
Contract type name	GDS Contract
Purpose of contract	General
Contract start date	01/04/2006
Contract end date	

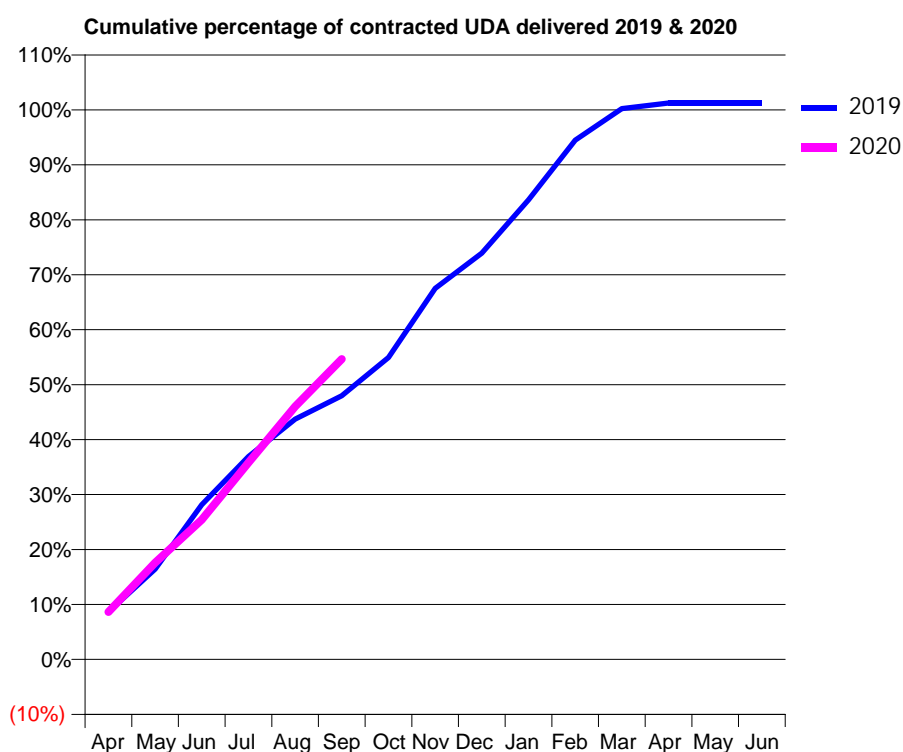
19/20 Contracted general activity (UDA)	782
Carry forward general activity (UDA)	0
19/20 Contracted orthodontic activity (UOA)	0
Carry forward orthodontic activity (UOA)	0
Baseline contract value	£20,330.56

ACCESS*

Patients seen in 24 months	Total	Change since previous quarter
Quarter ending September 2018	399	
Quarter ending December 2018	387	↓
Quarter ending March 2019	388	→
Quarter ending June 2019	413	↑
Quarter ending September 2019	421	→
Variance since September 2018	5.5%	↑



ACTIVITY



Month	Adjusted Scheduled Activity (UDA)	
	2019	2020
April	67	67
May	129	138
June	220	199
July	289	280
August	342	360
September	375	427
October	430	
November	528	
December	578	
January	654	
February	739	
March	784	
April	792	
May	792	
June	792	

QUALITY

	Quantity	Base Number	Contract	AT	Region	England
% of FP17s for the same patient ID Re-attending within 3 months - Children	24	341	7.0%	9.3%	10.8%	11.5%
% of FP17s for the same patient ID Re-attending within 3 months - Adults	0	0	N/A	13.7%	15.2%	15.4%
% of FP17s for the same patient ID Re-attending between 3 & 9 months - Children	229	341	67.2%	62.8%	62.2%	59.7%
% of FP17s for the same patient ID Re-attending between 3 & 9 months - Adults	0	0	N/A	53.3%	52.9%	51.7%
% of FP17s for Band 1 Urgent Courses	11	335	3.3%	10.0%	9.7%	9.2%
% of FP17s Relating to Free Repair or Replacements	0	335	0.0%	0.6%	0.6%	0.7%
% of FP17s Relating to Continuations	2	335	0.6%	0.8%	0.7%	0.8%
% of Patients satisfied with the dentistry they have received	0	0	N/A	93.2%	93.6%	93.5%
% of Patients satisfied with the time they had to wait for an appointment	0	0	N/A	85.0%	86.3%	87.4%

* This is based on patients treated on this contract for their most recent course of treatment. Figures in italics indicate the base number of FP17s or Patient Questionnaire responses are less than 100. N/A is shown where the base number of responses is less than 10 during the period. % is calculated as Quantity/Base number*100

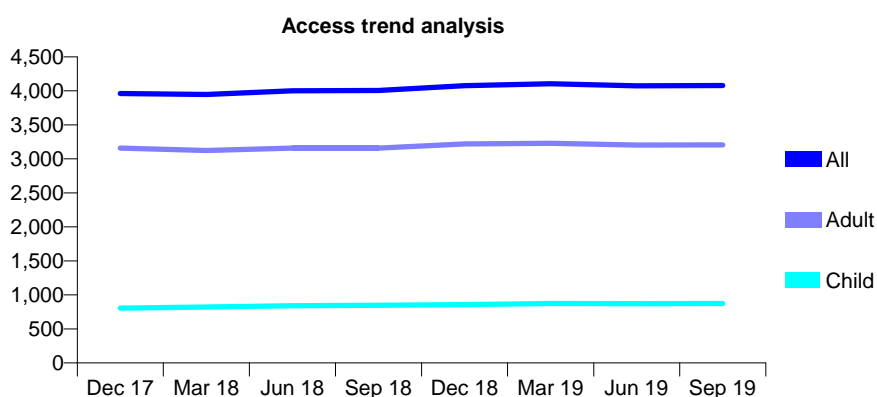
Q70 - Vital Signs At a Glance Contract Report for 323551/0001 - September 2019

Name or company name	ThistleDene Dental Practice
Contract type name	GDS Contract
Purpose of contract	General
Contract start date	01/04/2006
Contract end date	

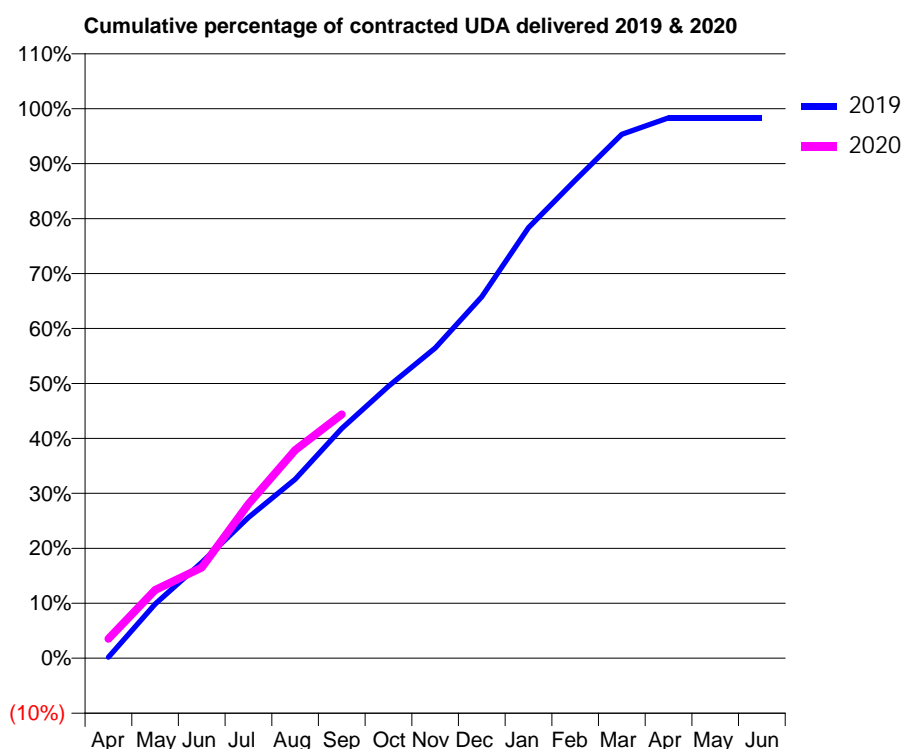
19/20 Contracted general activity (UDA)	14,000
Carry forward general activity (UDA)	237
19/20 Contracted orthodontic activity (UOA)	0
Carry forward orthodontic activity (UOA)	0
Baseline contract value	£366,051.07

ACCESS*

Patients seen in 24 months	Total	Change since previous quarter
Quarter ending September 2018	4,007	
Quarter ending December 2018	4,078	→
Quarter ending March 2019	4,104	→
Quarter ending June 2019	4,074	→
Quarter ending September 2019	4,080	→
Variance since September 2018	1.8%	→



ACTIVITY



Month	2019	2020
April	25	493
May	1,380	1,741
June	2,441	2,307
July	3,586	3,928
August	4,560	5,303
September	5,853	6,211
October	6,928	
November	7,905	
December	9,209	
January	10,969	
February	12,177	
March	13,346	
April	13,763	
May	13,763	
June	13,763	

QUALITY

	Quantity	Base Number	Contract	AT	Region	England
% of FP17s for the same patient ID Re-attending within 3 months - Children	41	675	6.1%	9.3%	10.8%	11.5%
% of FP17s for the same patient ID Re-attending within 3 months - Adults	357	2,512	14.2%	13.7%	15.2%	15.4%
% of FP17s for the same patient ID Re-attending between 3 & 9 months - Children	472	675	69.9%	62.8%	62.2%	59.7%
% of FP17s for the same patient ID Re-attending between 3 & 9 months - Adults	1,693	2,512	67.4%	53.3%	52.9%	51.7%
% of FP17s for Band 1 Urgent Courses	122	3,031	4.0%	10.0%	9.7%	9.2%
% of FP17s Relating to Free Repair or Replacements	27	3,031	0.9%	0.6%	0.6%	0.7%
% of FP17s Relating to Continuations	38	3,031	1.3%	0.8%	0.7%	0.8%
% of Patients satisfied with the dentistry they have received	3	3	N/A	93.2%	93.6%	93.5%
% of Patients satisfied with the time they had to wait for an appointment	3	3	N/A	85.0%	86.3%	87.4%

* This is based on patients treated on this contract for their most recent course of treatment.

Figures in italics indicate the base number of FP17s or Patient Questionnaire responses are less than 100. N/A is shown where the base number of responses is less than 10 during the period. % is calculated as Quantity/Base number*100

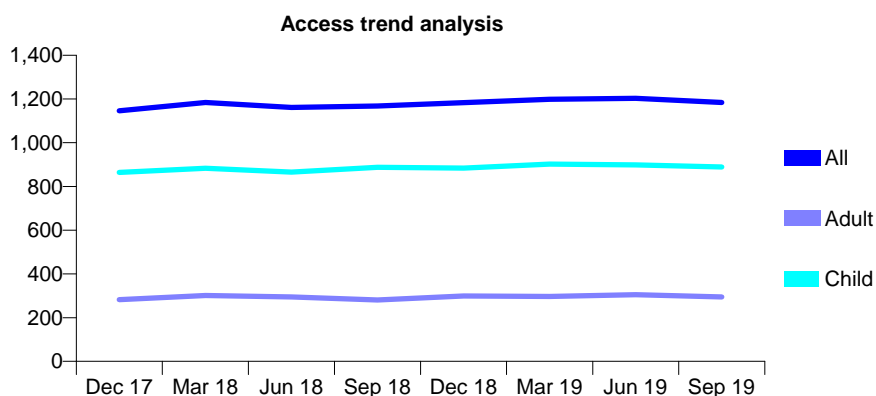
Q70 - Vital Signs At a Glance Contract Report for 324094/0001 - September 2019

Name or company name	MISS SJ WESTHEAD
Contract type name	GDS Contract
Purpose of contract	General
Contract start date	01/04/2006
Contract end date	

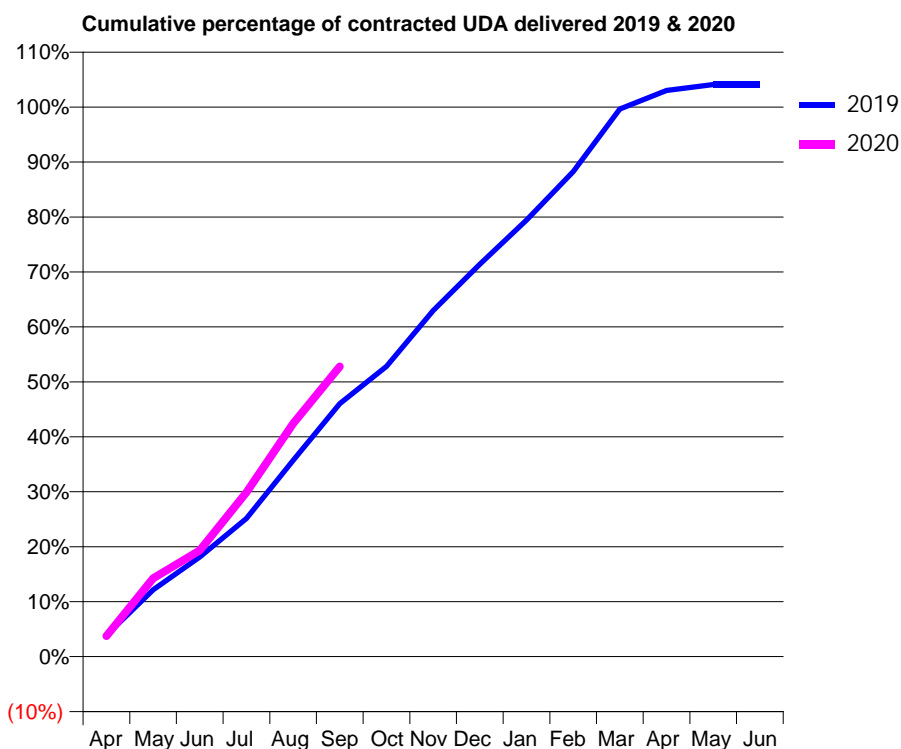
19/20 Contracted general activity (UDA)	2,935
Carry forward general activity (UDA)	0
19/20 Contracted orthodontic activity (UOA)	0
Carry forward orthodontic activity (UOA)	0
Baseline contract value	£73,563.18

ACCESS*

Patients seen in 24 months	Total	Change since previous quarter
Quarter ending September 2018	1,168	
Quarter ending December 2018	1,183	→
Quarter ending March 2019	1,199	→
Quarter ending June 2019	1,203	→
Quarter ending September 2019	1,184	↓
Variance since September 2018	1.4%	→



ACTIVITY



Month	Adjusted Scheduled Activity (UDA)	
	2019	2020
April	114	110
May	357	419
June	532	567
July	738	878
August	1,049	1,244
September	1,351	1,550
October	1,550	
November	1,849	
December	2,095	
January	2,331	
February	2,590	
March	2,925	
April	3,024	
May	3,055	
June	3,055	

QUALITY

	Quantity	Base Number	Contract	AT	Region	England
% of FP17s for the same patient ID Re-attending within 3 months - Children	112	912	12.3%	9.3%	10.8%	11.5%
% of FP17s for the same patient ID Re-attending within 3 months - Adults	35	157	22.3%	13.7%	15.2%	15.4%
% of FP17s for the same patient ID Re-attending between 3 & 9 months - Children	646	912	70.8%	62.8%	62.2%	59.7%
% of FP17s for the same patient ID Re-attending between 3 & 9 months - Adults	85	157	54.1%	53.3%	52.9%	51.7%
% of FP17s for Band 1 Urgent Courses	29	993	2.9%	10.0%	9.7%	9.2%
% of FP17s Relating to Free Repair or Replacements	0	993	0.0%	0.6%	0.6%	0.7%
% of FP17s Relating to Continuations	0	993	0.0%	0.8%	0.7%	0.8%
% of Patients satisfied with the dentistry they have received	0	0	N/A	93.2%	93.6%	93.5%
% of Patients satisfied with the time they had to wait for an appointment	0	0	N/A	85.0%	86.3%	87.4%

* This is based on patients treated on this contract for their most recent course of treatment. Figures in italics indicate the base number of FP17s or Patient Questionnaire responses are less than 100. N/A is shown where the base number of responses is less than 10 during the period. % is calculated as Quantity/Base number*100

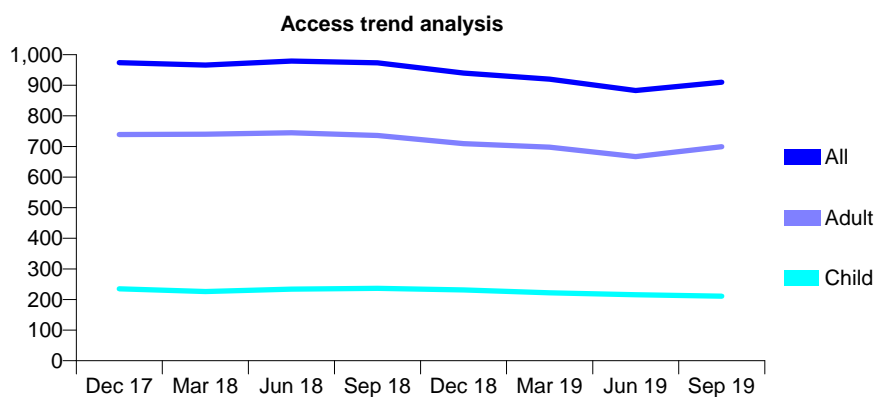
Q70 - Vital Signs At a Glance Contract Report for 325503/0001 - September 2019

Name or company name	MISS SM SHAWKAT
Contract type name	GDS Contract
Purpose of contract	General
Contract start date	01/04/2006
Contract end date	

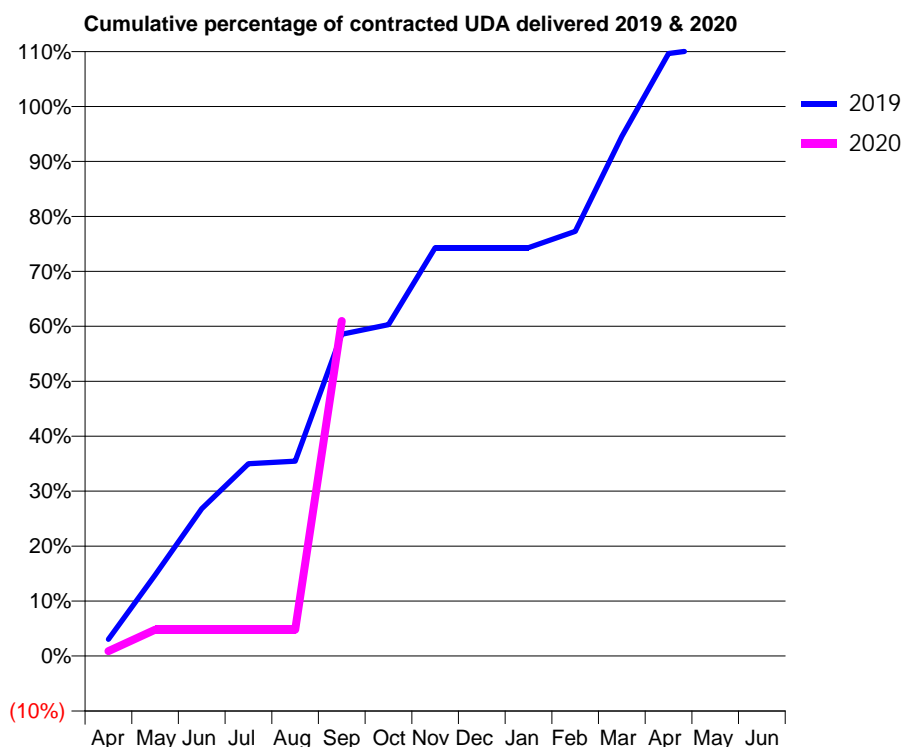
19/20 Contracted general activity (UDA)	1,478
Carry forward general activity (UDA)	0
19/20 Contracted orthodontic activity (UOA)	0
Carry forward orthodontic activity (UOA)	0
Baseline contract value	£36,854.85

ACCESS*

Patients seen in 24 months	Total	Change since previous quarter
Quarter ending September 2018	973	
Quarter ending December 2018	940	↓
Quarter ending March 2019	920	↓
Quarter ending June 2019	883	↓
Quarter ending September 2019	910	↑
Variance since September 2018	(6.5%)	↓



ACTIVITY



Month	Adjusted Scheduled Activity (UDA)	
	2019	2020
April	45	13
May	218	71
June	396	71
July	517	71
August	524	71
September	865	901
October	891	
November	1,098	
December	1,098	
January	1,098	
February	1,142	
March	1,397	
April	1,620	
May	1,637	
June	1,639	

QUALITY

	Quantity	Base Number	Contract	AT	Region	England
% of FP17s for the same patient ID Re-attending within 3 months - Children	4	100	4.0%	9.3%	10.8%	11.5%
% of FP17s for the same patient ID Re-attending within 3 months - Adults	31	352	8.8%	13.7%	15.2%	15.4%
% of FP17s for the same patient ID Re-attending between 3 & 9 months - Children	44	100	44.0%	62.8%	62.2%	59.7%
% of FP17s for the same patient ID Re-attending between 3 & 9 months - Adults	90	352	25.6%	53.3%	52.9%	51.7%
% of FP17s for Band 1 Urgent Courses	0	339	0.0%	10.0%	9.7%	9.2%
% of FP17s Relating to Free Repair or Replacements	0	339	0.0%	0.6%	0.6%	0.7%
% of FP17s Relating to Continuations	0	339	0.0%	0.8%	0.7%	0.8%
% of Patients satisfied with the dentistry they have received	0	0	N/A	93.2%	93.6%	93.5%
% of Patients satisfied with the time they had to wait for an appointment	0	0	N/A	85.0%	86.3%	87.4%

* This is based on patients treated on this contract for their most recent course of treatment. Figures in italics indicate the base number of FP17s or Patient Questionnaire responses are less than 100. N/A is shown where the base number of responses is less than 10 during the period. % is calculated as Quantity/Base number*100

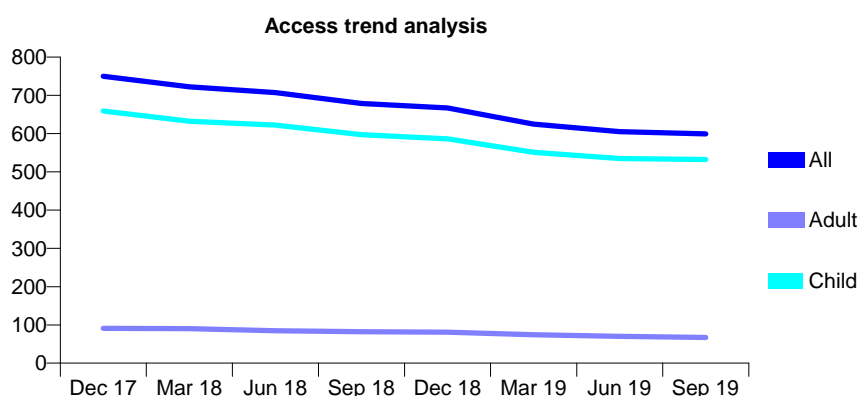
Q70 - Vital Signs At a Glance Contract Report for 326518/0001 - September 2019

Name or company name	MR KR BROWN
Contract type name	GDS Contract
Purpose of contract	General
Contract start date	01/04/2006
Contract end date	

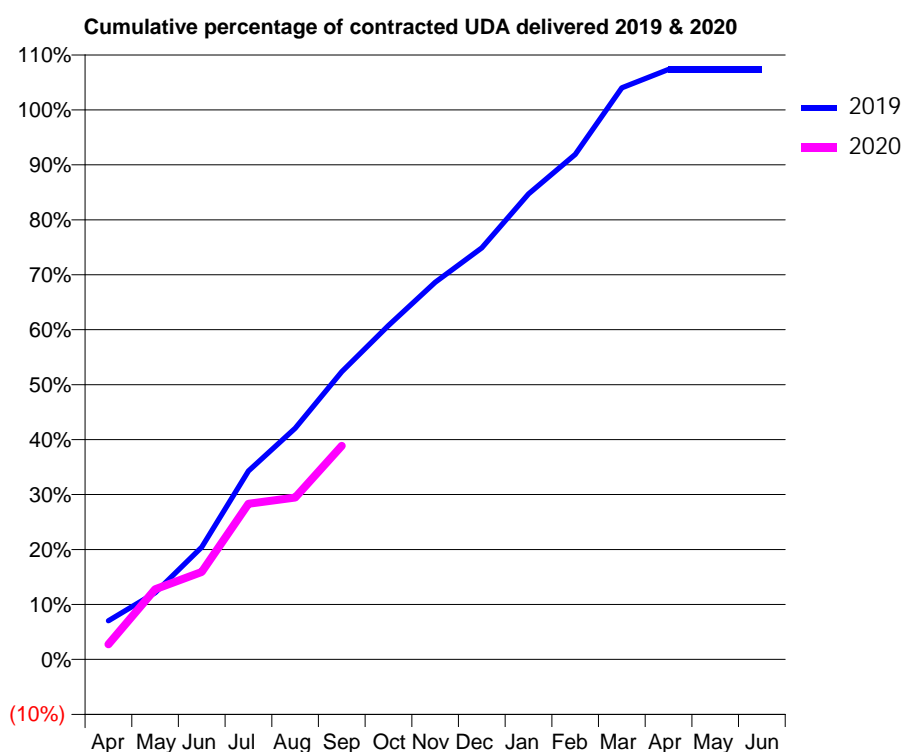
19/20 Contracted general activity (UDA)	1,150
Carry forward general activity (UDA)	0
19/20 Contracted orthodontic activity (UOA)	0
Carry forward orthodontic activity (UOA)	0
Baseline contract value	£28,724.07

ACCESS*

Patients seen in 24 months	Total	Change since previous quarter
Quarter ending September 2018	679	
Quarter ending December 2018	667	↓
Quarter ending March 2019	625	↓
Quarter ending June 2019	605	↓
Quarter ending September 2019	599	→
Variance since September 2018	(11.8%)	↓



ACTIVITY



Month	Adjusted Scheduled Activity (UDA)	
	2019	2020
April	81	32
May	140	147
June	235	183
July	395	326
August	484	339
September	602	447
October	699	
November	789	
December	861	
January	974	
February	1,057	
March	1,196	
April	1,235	
May	1,235	
June	1,235	

QUALITY

	Quantity	Base Number	Contract	AT	Region	England
% of FP17s for the same patient ID Re-attending within 3 months - Children	14	385	3.6%	9.3%	10.8%	11.5%
% of FP17s for the same patient ID Re-attending within 3 months - Adults	1	16	6.3%	13.7%	15.2%	15.4%
% of FP17s for the same patient ID Re-attending between 3 & 9 months - Children	303	385	78.7%	62.8%	62.2%	59.7%
% of FP17s for the same patient ID Re-attending between 3 & 9 months - Adults	13	16	81.3%	53.3%	52.9%	51.7%
% of FP17s for Band 1 Urgent Courses	9	369	2.4%	10.0%	9.7%	9.2%
% of FP17s Relating to Free Repair or Replacements	0	369	0.0%	0.6%	0.6%	0.7%
% of FP17s Relating to Continuations	0	369	0.0%	0.8%	0.7%	0.8%
% of Patients satisfied with the dentistry they have received	0	0	N/A	93.2%	93.6%	93.5%
% of Patients satisfied with the time they had to wait for an appointment	0	0	N/A	85.0%	86.3%	87.4%

* This is based on patients treated on this contract for their most recent course of treatment. Figures in italics indicate the base number of FP17s or Patient Questionnaire responses are less than 100. N/A is shown where the base number of responses is less than 10 during the period. % is calculated as Quantity/Base number*100

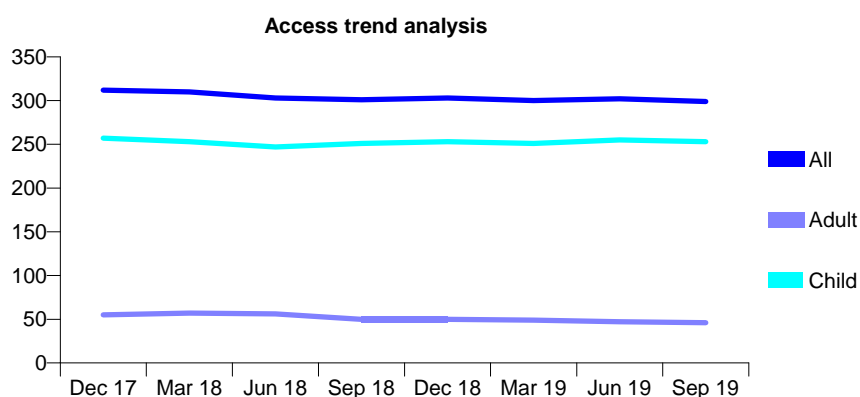
Q70 - Vital Signs At a Glance Contract Report for 328960/0001 - September 2019

Name or company name	MR SC BELFORD
Contract type name	GDS Contract
Purpose of contract	General and Orthodontic
Contract start date	01/04/2006
Contract end date	

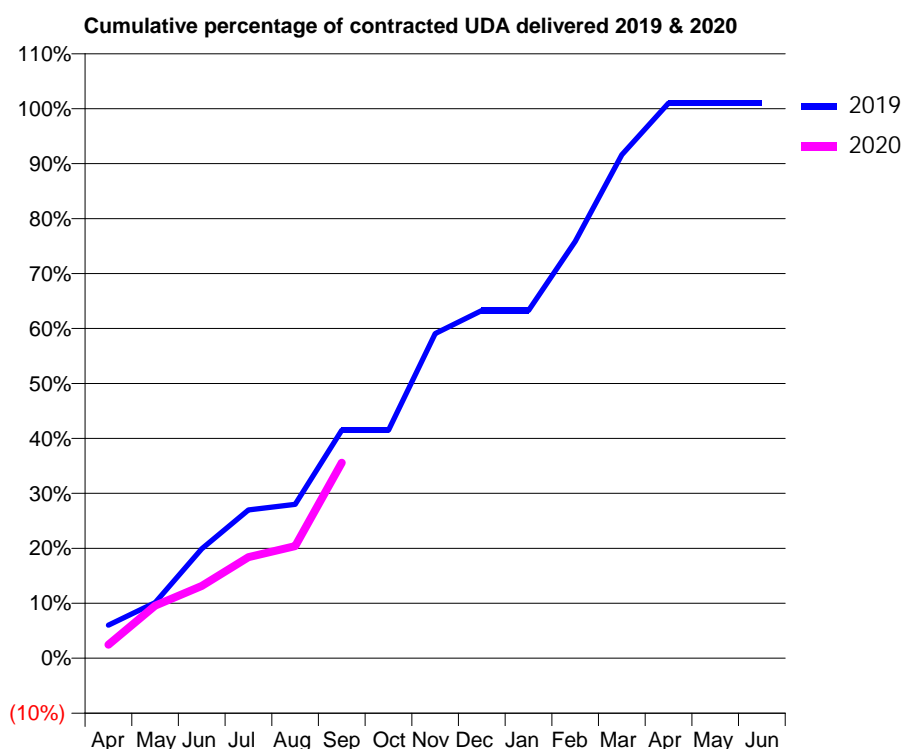
19/20 Contracted general activity (UDA)	750
Carry forward general activity (UDA)	0
19/20 Contracted orthodontic activity (UOA)	0
Carry forward orthodontic activity (UOA)	0
Baseline contract value	£17,968.92

ACCESS*

Patients seen in 24 months	Total	Change since previous quarter
Quarter ending September 2018	301	
Quarter ending December 2018	303	→
Quarter ending March 2019	300	→
Quarter ending June 2019	302	→
Quarter ending September 2019	299	→
Variance since September 2018	(0.7%)	→



ACTIVITY



Month	2019	2020
April	30	18
May	51	72
June	100	99
July	135	138
August	140	153
September	207	267
October	207	
November	295	
December	316	
January	316	
February	379	
March	458	
April	505	
May	505	
June	505	

QUALITY

	Quantity	Base Number	Contract	AT	Region	England
% of FP17s for the same patient ID Re-attending within 3 months - Children	15	218	6.9%	9.3%	10.8%	11.5%
% of FP17s for the same patient ID Re-attending within 3 months - Adults	0	21	0.0%	13.7%	15.2%	15.4%
% of FP17s for the same patient ID Re-attending between 3 & 9 months - Children	133	218	61.0%	62.8%	62.2%	59.7%
% of FP17s for the same patient ID Re-attending between 3 & 9 months - Adults	13	21	61.9%	53.3%	52.9%	51.7%
% of FP17s for Band 1 Urgent Courses	9	199	4.5%	10.0%	9.7%	9.2%
% of FP17s Relating to Free Repair or Replacements	0	199	0.0%	0.6%	0.6%	0.7%
% of FP17s Relating to Continuations	0	199	0.0%	0.8%	0.7%	0.8%
% of Patients satisfied with the dentistry they have received	0	0	N/A	93.2%	93.6%	93.5%
% of Patients satisfied with the time they had to wait for an appointment	0	0	N/A	85.0%	86.3%	87.4%

* This is based on patients treated on this contract for their most recent course of treatment.

Figures in italics indicate the base number of FP17s or Patient Questionnaire responses are less than 100. N/A is shown where the base number of responses is less than 10 during the period. % is calculated as Quantity/Base number*100

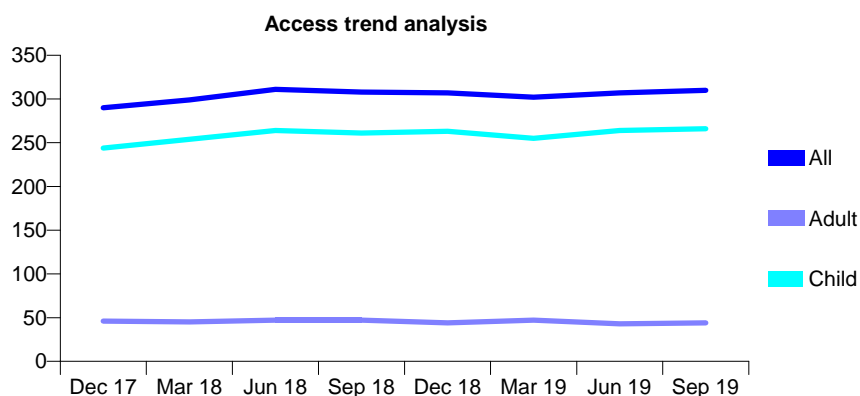
Q70 - Vital Signs At a Glance Contract Report for 331120/0001 - September 2019

Name or company name	MR GM WHITTINGHAM
Contract type name	GDS Contract
Purpose of contract	General
Contract start date	01/04/2006
Contract end date	

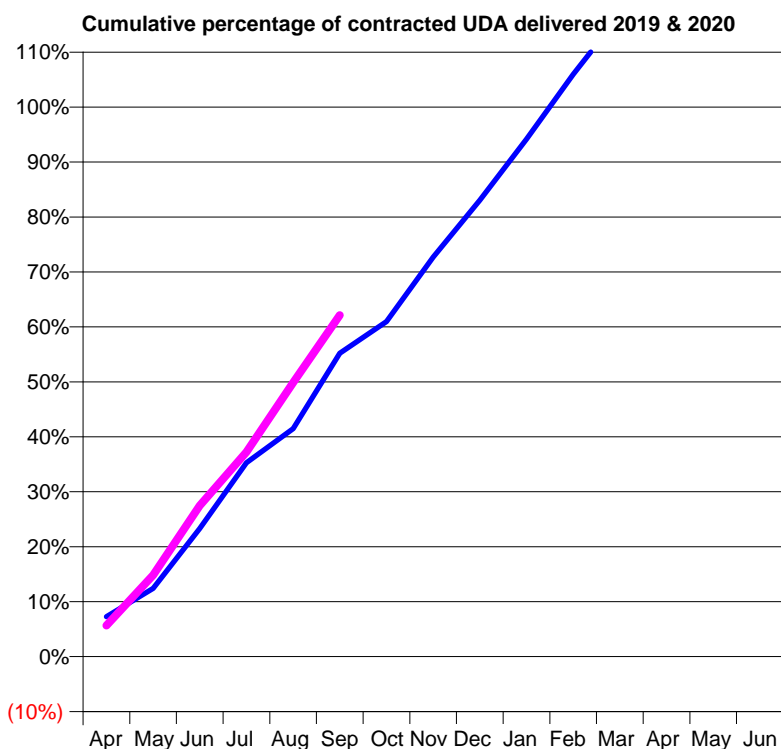
19/20 Contracted general activity (UDA)	470
Carry forward general activity (UDA)	0
19/20 Contracted orthodontic activity (UOA)	0
Carry forward orthodontic activity (UOA)	0
Baseline contract value	£11,031.64

ACCESS*

Patients seen in 24 months	Total	Change since previous quarter
Quarter ending September 2018	308	
Quarter ending December 2018	307	→
Quarter ending March 2019	302	↓
Quarter ending June 2019	307	→
Quarter ending September 2019	310	→
Variance since September 2018	0.6%	→



ACTIVITY



Month	Adjusted Scheduled Activity (UDA)	
	2019	2020
April	34	27
May	58	70
June	110	129
July	166	175
August	195	234
September	259	292
October	287	
November	342	
December	390	
January	443	
February	498	
March	549	
April	558	
May	558	
June	558	

QUALITY

	Quantity	Base Number	Contract	AT	Region	England
% of FP17s for the same patient ID Re-attending within 3 months - Children	13	235	5.5%	9.3%	10.8%	11.5%
% of FP17s for the same patient ID Re-attending within 3 months - Adults	2	22	9.1%	13.7%	15.2%	15.4%
% of FP17s for the same patient ID Re-attending between 3 & 9 months - Children	160	235	68.1%	62.8%	62.2%	59.7%
% of FP17s for the same patient ID Re-attending between 3 & 9 months - Adults	14	22	63.6%	53.3%	52.9%	51.7%
% of FP17s for Band 1 Urgent Courses	15	247	6.1%	10.0%	9.7%	9.2%
% of FP17s Relating to Free Repair or Replacements	0	247	0.0%	0.6%	0.6%	0.7%
% of FP17s Relating to Continuations	0	247	0.0%	0.8%	0.7%	0.8%
% of Patients satisfied with the dentistry they have received	0	0	N/A	93.2%	93.6%	93.5%
% of Patients satisfied with the time they had to wait for an appointment	0	0	N/A	85.0%	86.3%	87.4%

* This is based on patients treated on this contract for their most recent course of treatment. Figures in italics indicate the base number of FP17s or Patient Questionnaire responses are less than 100. N/A is shown where the base number of responses is less than 10 during the period. % is calculated as Quantity/Base number*100

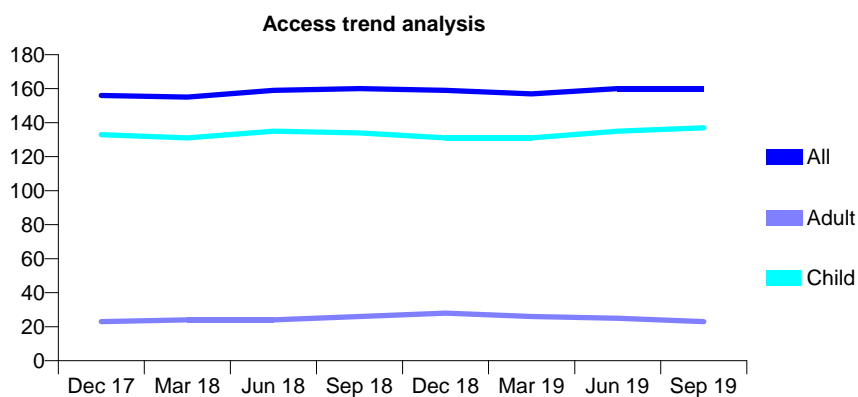
Q70 - Vital Signs At a Glance Contract Report for 338311/0001 - September 2019

Name or company name	MRS SC HALDERTHAY
Contract type name	GDS Contract
Purpose of contract	General
Contract start date	01/04/2006
Contract end date	

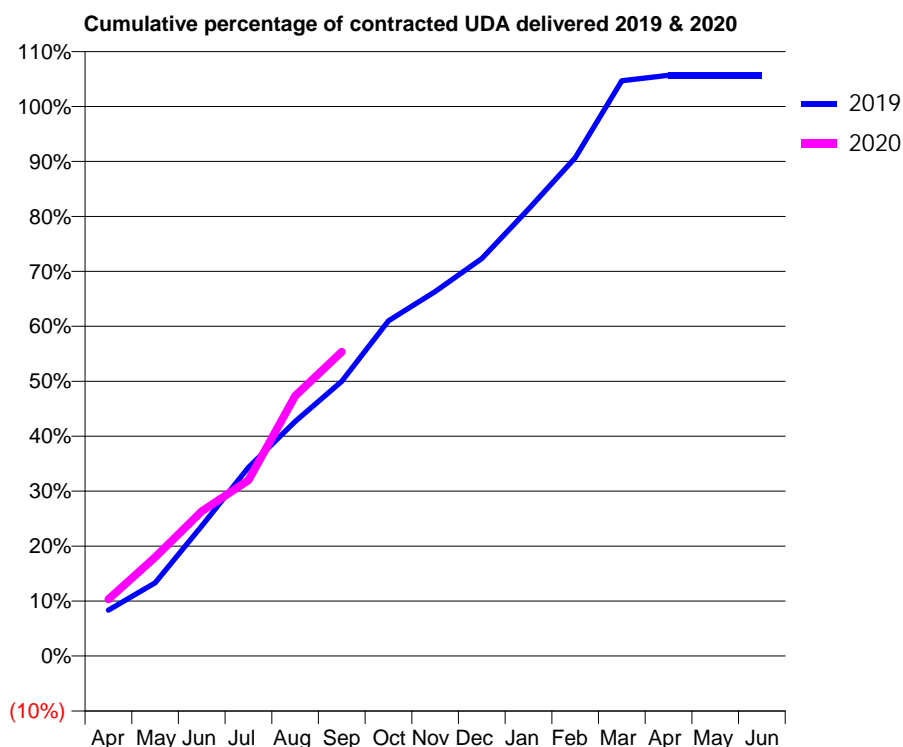
19/20 Contracted general activity (UDA)	300
Carry forward general activity (UDA)	0
19/20 Contracted orthodontic activity (UOA)	0
Carry forward orthodontic activity (UOA)	0
Baseline contract value	£7,133.00

ACCESS*

Patients seen in 24 months	Total	Change since previous quarter
Quarter ending September 2018	160	
Quarter ending December 2018	159	→
Quarter ending March 2019	157	↓
Quarter ending June 2019	160	→
Quarter ending September 2019	160	→
Variance since September 2018	0.0%	→



ACTIVITY



Month	Adjusted Scheduled Activity (UDA)	
	2019	2020
April	25	31
May	40	54
June	71	79
July	103	96
August	128	142
September	150	166
October	183	
November	199	
December	217	
January	244	
February	272	
March	314	
April	317	
May	317	
June	317	

QUALITY

	Quantity	Base Number	Contract	AT	Region	England
% of FP17s for the same patient ID Re-attending within 3 months - Children	6	119	5.0%	9.3%	10.8%	11.5%
% of FP17s for the same patient ID Re-attending within 3 months - Adults	0	8	0.0%	13.7%	15.2%	15.4%
% of FP17s for the same patient ID Re-attending between 3 & 9 months - Children	80	119	67.2%	62.8%	62.2%	59.7%
% of FP17s for the same patient ID Re-attending between 3 & 9 months - Adults	6	8	75.0%	53.3%	52.9%	51.7%
% of FP17s for Band 1 Urgent Courses	0	126	0.0%	10.0%	9.7%	9.2%
% of FP17s Relating to Free Repair or Replacements	0	126	0.0%	0.6%	0.6%	0.7%
% of FP17s Relating to Continuations	2	126	1.6%	0.8%	0.7%	0.8%
% of Patients satisfied with the dentistry they have received	0	0	N/A	93.2%	93.6%	93.5%
% of Patients satisfied with the time they had to wait for an appointment	0	0	N/A	85.0%	86.3%	87.4%

* This is based on patients treated on this contract for their most recent course of treatment. Figures in italics indicate the base number of FP17s or Patient Questionnaire responses are less than 100. N/A is shown where the base number of responses is less than 10 during the period. % is calculated as Quantity/Base number*100

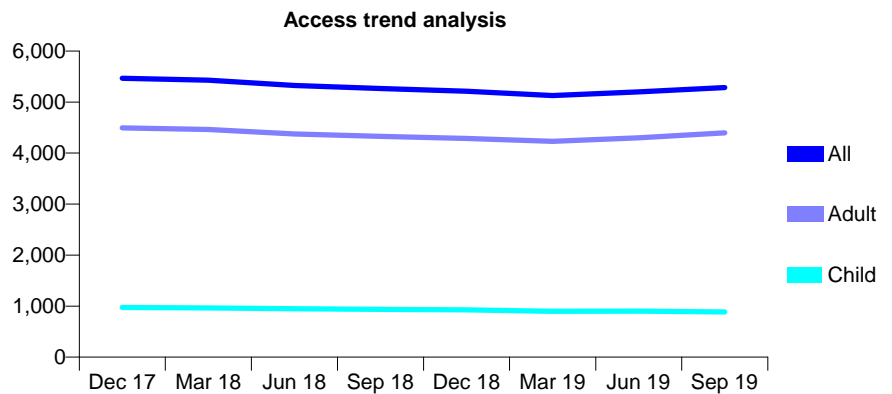
Q70 - Vital Signs At a Glance Contract Report for 338974/0001 - September 2019

Name or company name	MRS M HOOKINGS
Contract type name	GDS Contract
Purpose of contract	General
Contract start date	01/04/2006
Contract end date	

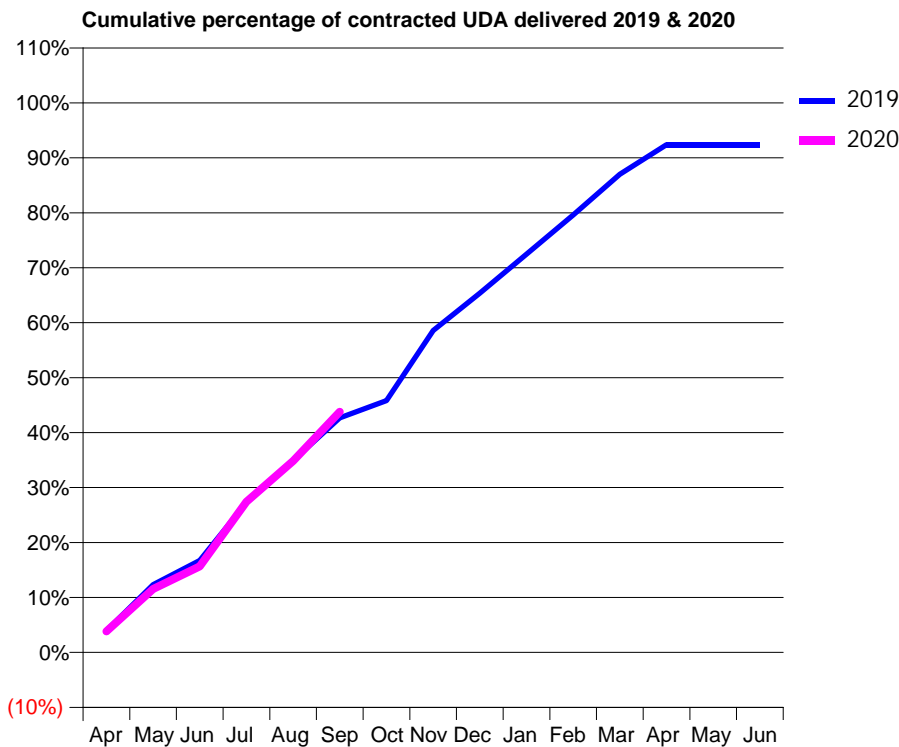
19/20 Contracted general activity (UDA)	17,000
Carry forward general activity (UDA)	0
19/20 Contracted orthodontic activity (UOA)	0
Carry forward orthodontic activity (UOA)	0
Baseline contract value	£504,995.15

ACCESS*

Patients seen in 24 months	Total	Change since previous quarter
Quarter ending September 2018	5,267	
Quarter ending December 2018	5,212	↓
Quarter ending March 2019	5,128	↓
Quarter ending June 2019	5,201	→
Quarter ending September 2019	5,284	→
Variance since September 2018	0.3%	→



ACTIVITY



Month	Adjusted Scheduled Activity (UDA)	
	2019	2020
April	674	651
May	2,097	1,960
June	2,846	2,661
July	4,638	4,665
August	5,939	5,925
September	7,254	7,446
October	7,789	
November	9,957	
December	11,111	
January	12,322	
February	13,535	
March	14,791	
April	15,706	
May	15,707	
June	15,706	

QUALITY

	Quantity	Base Number	Contract	AT	Region	England
% of FP17s for the same patient ID Re-attending within 3 months - Children	28	777	3.6%	9.3%	10.8%	11.5%
% of FP17s for the same patient ID Re-attending within 3 months - Adults	497	3,311	15.0%	13.7%	15.2%	15.4%
% of FP17s for the same patient ID Re-attending between 3 & 9 months - Children	545	777	70.1%	62.8%	62.2%	59.7%
% of FP17s for the same patient ID Re-attending between 3 & 9 months - Adults	1,705	3,311	51.5%	53.3%	52.9%	51.7%
% of FP17s for Band 1 Urgent Courses	341	3,681	9.3%	10.0%	9.7%	9.2%
% of FP17s Relating to Free Repair or Replacements	82	3,681	2.2%	0.6%	0.6%	0.7%
% of FP17s Relating to Continuations	24	3,681	0.7%	0.8%	0.7%	0.8%
% of Patients satisfied with the dentistry they have received	2	2	N/A	93.2%	93.6%	93.5%
% of Patients satisfied with the time they had to wait for an appointment	2	2	N/A	85.0%	86.3%	87.4%

* This is based on patients treated on this contract for their most recent course of treatment. Figures in italics indicate the base number of FP17s or Patient Questionnaire responses are less than 100. N/A is shown where the base number of responses is less than 10 during the period. % is calculated as Quantity/Base number*100

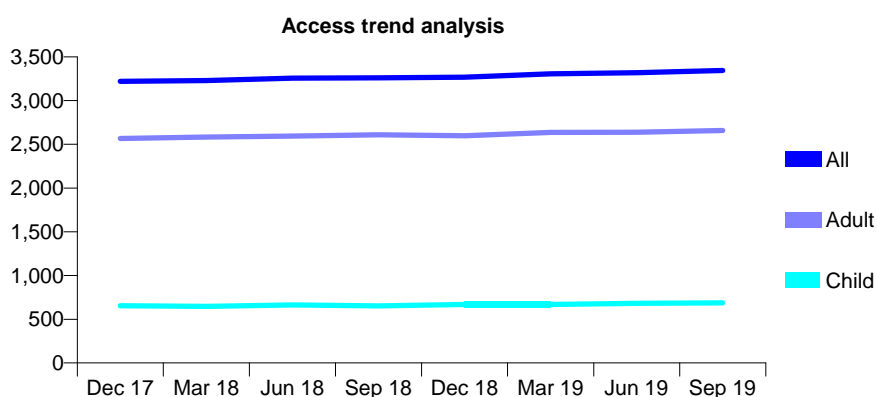
Q70 - Vital Signs At a Glance Contract Report for 339229/0001 - September 2019

Name or company name	MR BS KALSI
Contract type name	GDS Contract
Purpose of contract	General
Contract start date	29/07/2006
Contract end date	

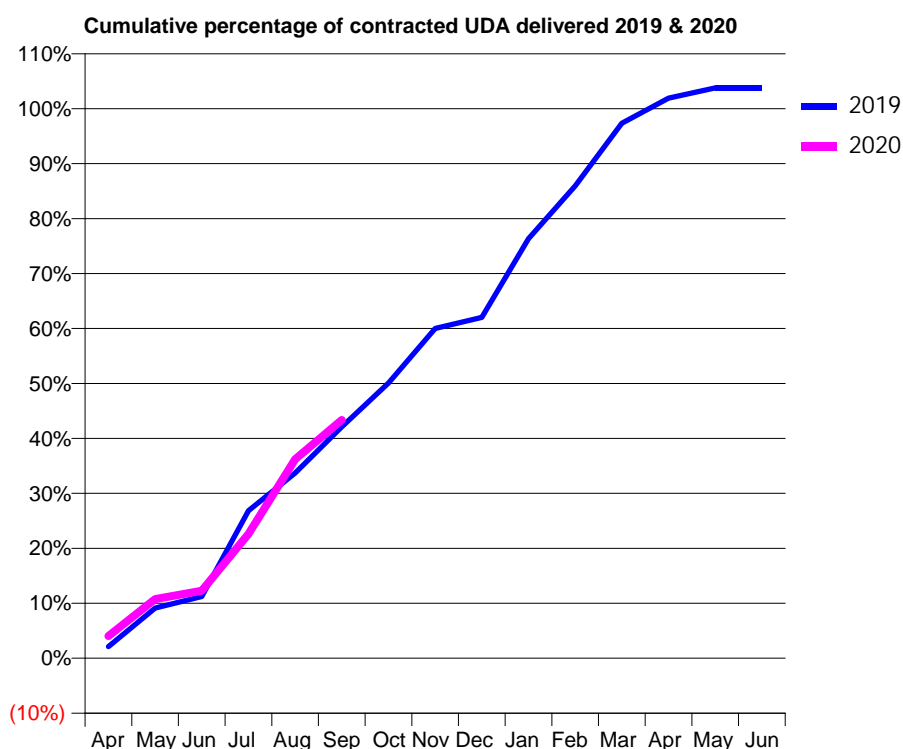
19/20 Contracted general activity (UDA)	8,881
Carry forward general activity (UDA)	0
19/20 Contracted orthodontic activity (UOA)	0
Carry forward orthodontic activity (UOA)	0
Baseline contract value	£225,725.81

ACCESS*

Patients seen in 24 months	Total	Change since previous quarter
Quarter ending September 2018	3,260	
Quarter ending December 2018	3,267	→
Quarter ending March 2019	3,305	→
Quarter ending June 2019	3,319	→
Quarter ending September 2019	3,344	→
Variance since September 2018	2.6%	↑



ACTIVITY



Month	2019	2020
April	189	360
May	811	956
June	996	1,092
July	2,384	2,008
August	2,995	3,216
September	3,738	3,850
October	4,448	
November	5,330	
December	5,508	
January	6,781	
February	7,633	
March	8,646	
April	9,052	
May	9,216	
June	9,216	

QUALITY

	Quantity	Base Number	Contract	AT	Region	England
% of FP17s for the same patient ID Re-attending within 3 months - Children	25	490	5.1%	9.3%	10.8%	11.5%
% of FP17s for the same patient ID Re-attending within 3 months - Adults	256	1,916	13.4%	13.7%	15.2%	15.4%
% of FP17s for the same patient ID Re-attending between 3 & 9 months - Children	320	490	65.3%	62.8%	62.2%	59.7%
% of FP17s for the same patient ID Re-attending between 3 & 9 months - Adults	1,149	1,916	60.0%	53.3%	52.9%	51.7%
% of FP17s for Band 1 Urgent Courses	214	2,067	10.4%	10.0%	9.7%	9.2%
% of FP17s Relating to Free Repair or Replacements	16	2,067	0.8%	0.6%	0.6%	0.7%
% of FP17s Relating to Continuations	6	2,067	0.3%	0.8%	0.7%	0.8%
% of Patients satisfied with the dentistry they have received	0	0	N/A	93.2%	93.6%	93.5%
% of Patients satisfied with the time they had to wait for an appointment	0	0	N/A	85.0%	86.3%	87.4%

* This is based on patients treated on this contract for their most recent course of treatment.

Figures in italics indicate the base number of FP17s or Patient Questionnaire responses are less than 100. N/A is shown where the base number of responses is less than 10 during the period. % is calculated as Quantity/Base number*100

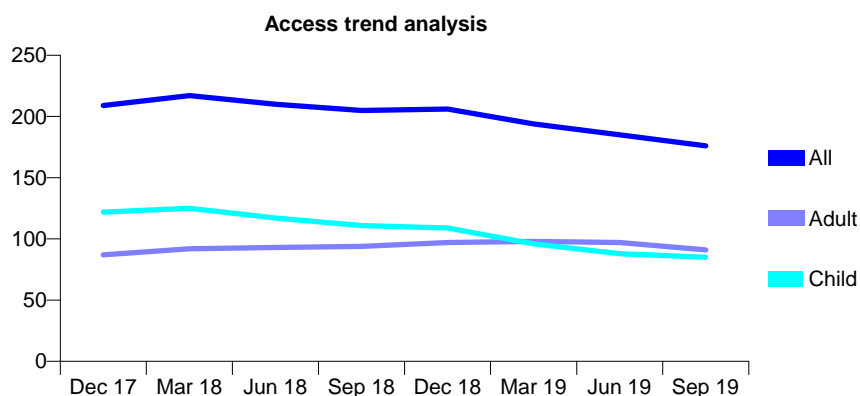
Q70 - Vital Signs At a Glance Contract Report for 341789/0001 - September 2019

Name or company name	MR RH FARRANT
Contract type name	GDS Contract
Purpose of contract	General
Contract start date	01/04/2006
Contract end date	30/06/2019

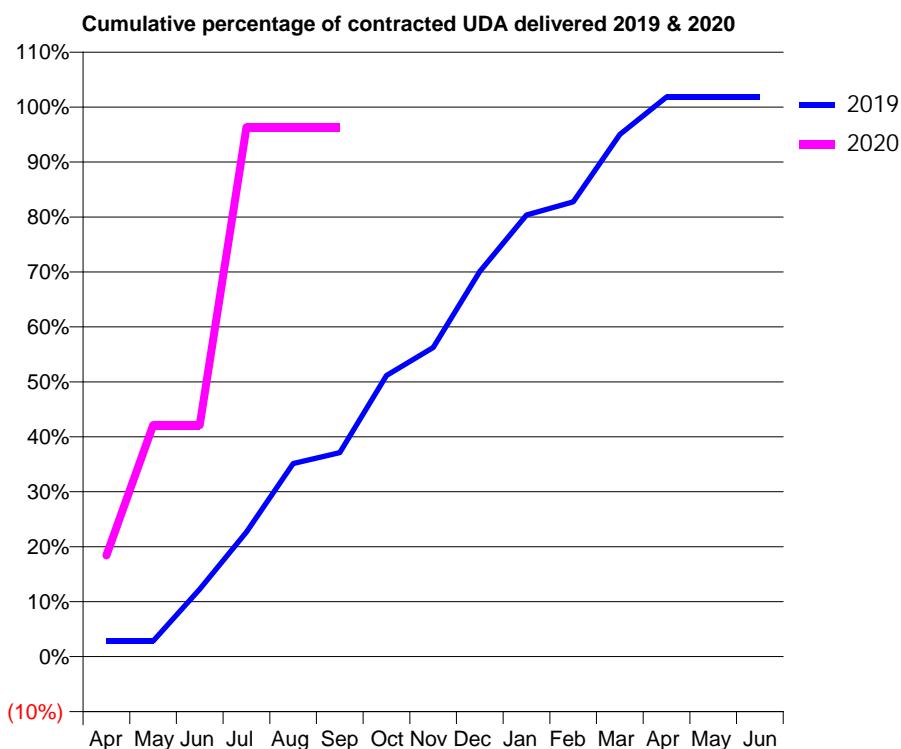
19/20 Contracted general activity (UDA)	114
Carry forward general activity (UDA)	0
19/20 Contracted orthodontic activity (UOA)	0
Carry forward orthodontic activity (UOA)	0
Baseline contract value	£2,494.94

ACCESS*

Patients seen in 24 months	Total	Change since previous quarter
Quarter ending September 2018	205	
Quarter ending December 2018	206	→
Quarter ending March 2019	194	↓
Quarter ending June 2019	185	↓
Quarter ending September 2019	176	↓
Variance since September 2018	(14.1%)	↓



ACTIVITY



Month	Adjusted Scheduled Activity (UDA)	
	2019	2020
April	13	21
May	13	48
June	56	48
July	104	110
August	161	110
September	170	110
October	234	
November	257	
December	320	
January	367	
February	378	
March	434	
April	465	
May	465	
June	465	

QUALITY

	Quantity	Base Number	Contract	AT	Region	England
% of FP17s for the same patient ID Re-attending within 3 months - Children	0	43	0.0%	9.3%	10.8%	11.5%
% of FP17s for the same patient ID Re-attending within 3 months - Adults	8	51	15.7%	13.7%	15.2%	15.4%
% of FP17s for the same patient ID Re-attending between 3 & 9 months - Children	30	43	69.8%	62.8%	62.2%	59.7%
% of FP17s for the same patient ID Re-attending between 3 & 9 months - Adults	32	51	62.7%	53.3%	52.9%	51.7%
% of FP17s for Band 1 Urgent Courses	4	71	5.6%	10.0%	9.7%	9.2%
% of FP17s Relating to Free Repair or Replacements	0	71	0.0%	0.6%	0.6%	0.7%
% of FP17s Relating to Continuations	0	71	0.0%	0.8%	0.7%	0.8%
% of Patients satisfied with the dentistry they have received	0	0	N/A	93.2%	93.6%	93.5%
% of Patients satisfied with the time they had to wait for an appointment	0	0	N/A	85.0%	86.3%	87.4%

* This is based on patients treated on this contract for their most recent course of treatment. Figures in italics indicate the base number of FP17s or Patient Questionnaire responses are less than 100. N/A is shown where the base number of responses is less than 10 during the period. % is calculated as Quantity/Base number*100

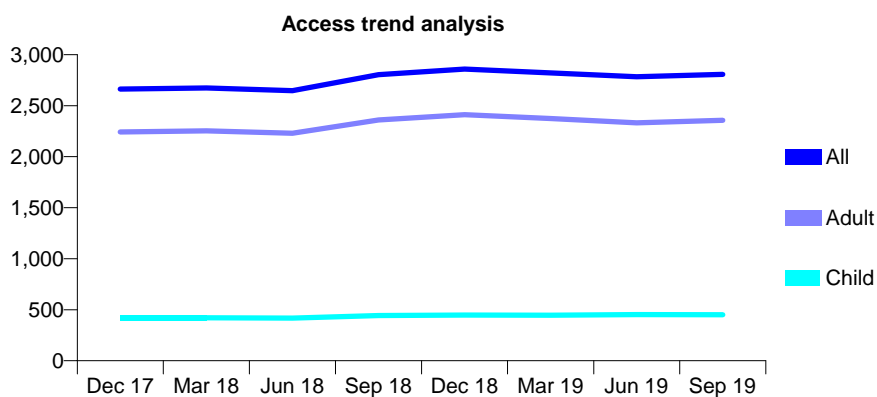
Q70 - Vital Signs At a Glance Contract Report for 342882/0001 - September 2019

Name or company name	Palmerston Dental Practice
Contract type name	GDS Contract
Purpose of contract	General
Contract start date	01/04/2006
Contract end date	

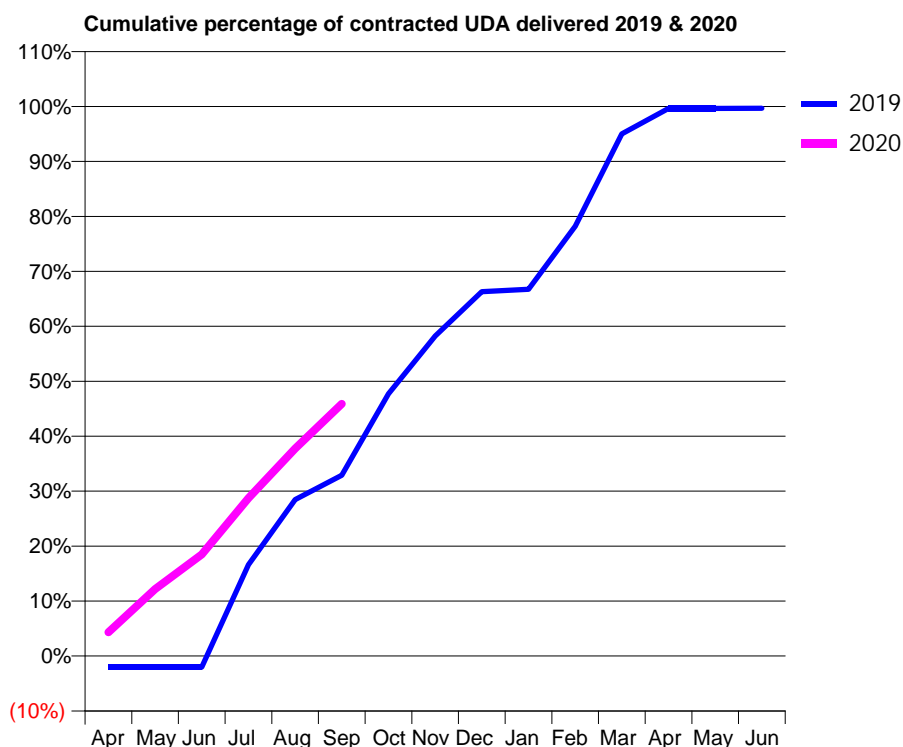
19/20 Contracted general activity (UDA)	8,076
Carry forward general activity (UDA)	25
19/20 Contracted orthodontic activity (UOA)	0
Carry forward orthodontic activity (UOA)	0
Baseline contract value	£242,288.48

ACCESS*

Patients seen in 24 months	Total	Change since previous quarter
Quarter ending September 2018	2,804	
Quarter ending December 2018	2,860	→
Quarter ending March 2019	2,822	↓
Quarter ending June 2019	2,784	↓
Quarter ending September 2019	2,807	→
Variance since September 2018	0.1%	→



ACTIVITY



Month	Adjusted Scheduled Activity (UDA)	
	2019	2020
April	-166	351
May	-166	985
June	-166	1,493
July	1,341	2,322
August	2,300	3,050
September	2,656	3,706
October	3,854	
November	4,703	
December	5,356	
January	5,388	
February	6,315	
March	7,674	
April	8,047	
May	8,048	
June	8,051	

QUALITY

	Quantity	Base Number	Contract	AT	Region	England
% of FP17s for the same patient ID Re-attending within 3 months - Children	8	323	2.5%	9.3%	10.8%	11.5%
% of FP17s for the same patient ID Re-attending within 3 months - Adults	160	1,770	9.0%	13.7%	15.2%	15.4%
% of FP17s for the same patient ID Re-attending between 3 & 9 months - Children	204	323	63.2%	62.8%	62.2%	59.7%
% of FP17s for the same patient ID Re-attending between 3 & 9 months - Adults	1,146	1,770	64.7%	53.3%	52.9%	51.7%
% of FP17s for Band 1 Urgent Courses	114	1,942	5.9%	10.0%	9.7%	9.2%
% of FP17s Relating to Free Repair or Replacements	12	1,942	0.6%	0.6%	0.6%	0.7%
% of FP17s Relating to Continuations	11	1,942	0.6%	0.8%	0.7%	0.8%
% of Patients satisfied with the dentistry they have received	3	3	N/A	93.2%	93.6%	93.5%
% of Patients satisfied with the time they had to wait for an appointment	3	3	N/A	85.0%	86.3%	87.4%

* This is based on patients treated on this contract for their most recent course of treatment. Figures in italics indicate the base number of FP17s or Patient Questionnaire responses are less than 100. N/A is shown where the base number of responses is less than 10 during the period. % is calculated as Quantity/Base number*100

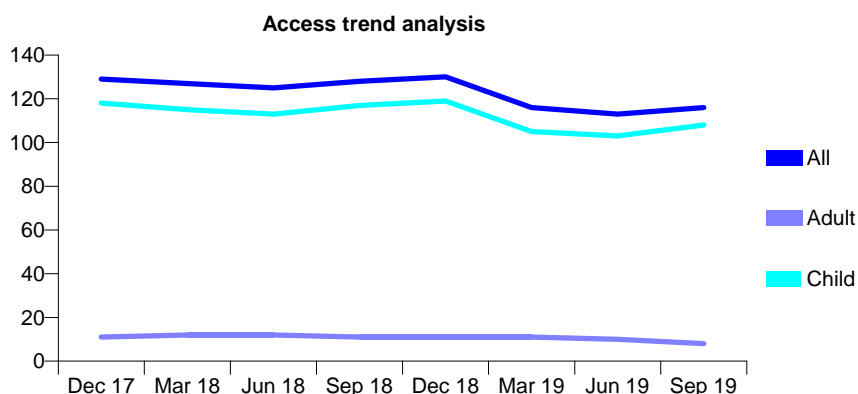
Q70 - Vital Signs At a Glance Contract Report for 346128/0001 - September 2019

Name or company name	MS A BENEKE
Contract type name	GDS Contract
Purpose of contract	General
Contract start date	01/04/2006
Contract end date	

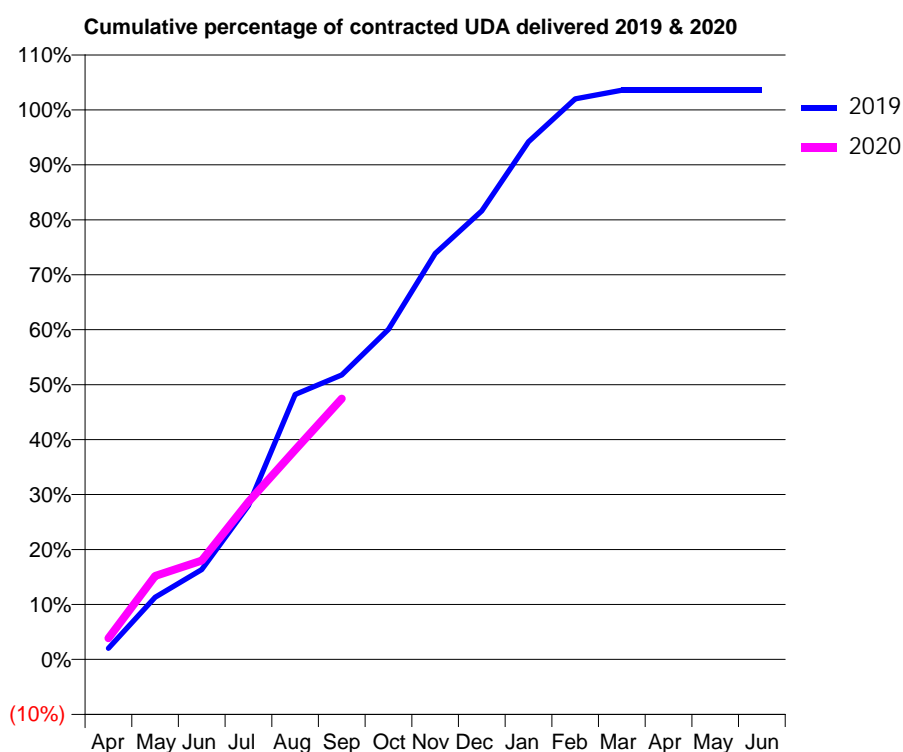
19/20 Contracted general activity (UDA)	258
Carry forward general activity (UDA)	0
19/20 Contracted orthodontic activity (UOA)	0
Carry forward orthodontic activity (UOA)	0
Baseline contract value	£5,476.14

ACCESS*

Patients seen in 24 months	Total	Change since previous quarter
Quarter ending September 2018	128	
Quarter ending December 2018	130	→
Quarter ending March 2019	116	↓
Quarter ending June 2019	113	↓
Quarter ending September 2019	116	↑
Variance since September 2018	(9.4%)	↓



ACTIVITY



Month	Adjusted Scheduled Activity (UDA)	
	2019	2020
April	5	10
May	29	39
June	42	46
July	72	74
August	124	98
September	134	122
October	155	
November	191	
December	211	
January	243	
February	263	
March	267	
April	267	
May	267	
June	267	

QUALITY

	Quantity	Base Number	Contract	AT	Region	England
% of FP17s for the same patient ID Re-attending within 3 months - Children	7	95	7.4%	9.3%	10.8%	11.5%
% of FP17s for the same patient ID Re-attending within 3 months - Adults	0	0	N/A	13.7%	15.2%	15.4%
% of FP17s for the same patient ID Re-attending between 3 & 9 months - Children	58	95	61.1%	62.8%	62.2%	59.7%
% of FP17s for the same patient ID Re-attending between 3 & 9 months - Adults	0	0	N/A	53.3%	52.9%	51.7%
% of FP17s for Band 1 Urgent Courses	7	95	7.4%	10.0%	9.7%	9.2%
% of FP17s Relating to Free Repair or Replacements	0	95	0.0%	0.6%	0.6%	0.7%
% of FP17s Relating to Continuations	0	95	0.0%	0.8%	0.7%	0.8%
% of Patients satisfied with the dentistry they have received	0	0	N/A	93.2%	93.6%	93.5%
% of Patients satisfied with the time they had to wait for an appointment	0	0	N/A	85.0%	86.3%	87.4%

* This is based on patients treated on this contract for their most recent course of treatment. Figures in italics indicate the base number of FP17s or Patient Questionnaire responses are less than 100. N/A is shown where the base number of responses is less than 10 during the period. % is calculated as Quantity/Base number*100

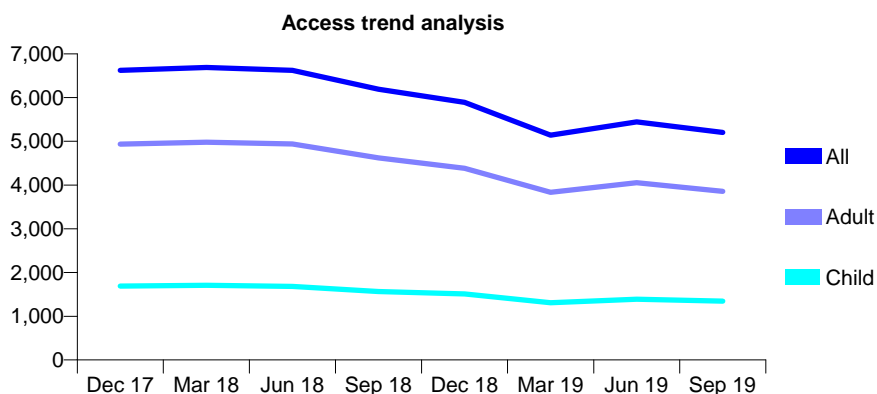
Q70 - Vital Signs At a Glance Contract Report for 352829/0001 - September 2019

Name or company name	MS MD BALACHANDRA
Contract type name	GDS Contract
Purpose of contract	General
Contract start date	28/02/2007
Contract end date	

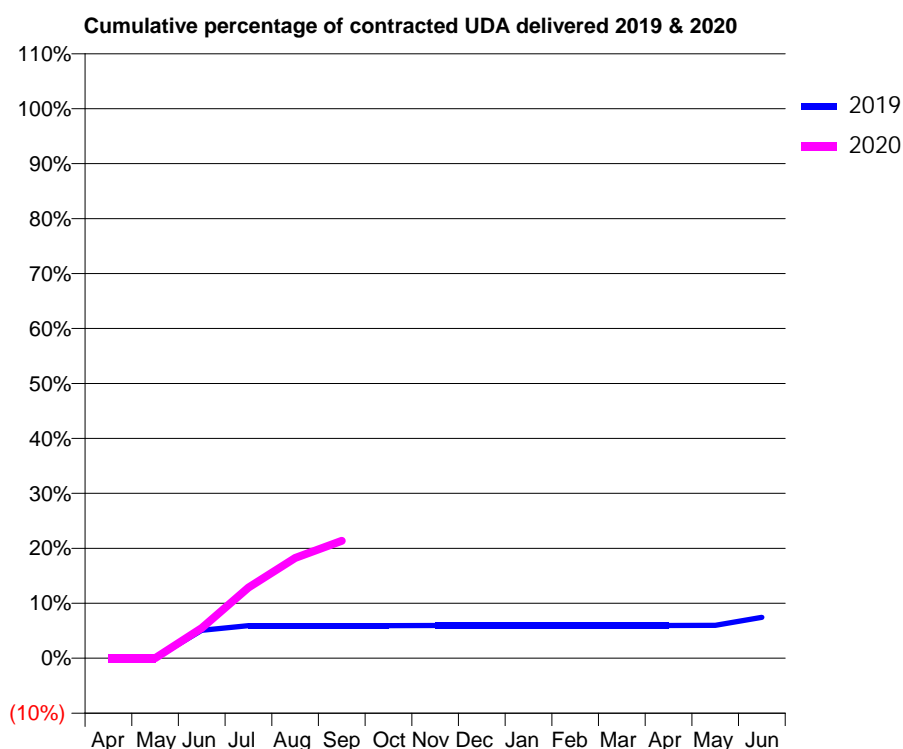
19/20 Contracted general activity (UDA)	20,937
Carry forward general activity (UDA)	0
19/20 Contracted orthodontic activity (UOA)	0
Carry forward orthodontic activity (UOA)	0
Baseline contract value	£530,777.26

ACCESS*

Patients seen in 24 months	Total	Change since previous quarter
Quarter ending September 2018	6,189	
Quarter ending December 2018	5,890	↓
Quarter ending March 2019	5,142	↓
Quarter ending June 2019	5,443	↑
Quarter ending September 2019	5,201	↓
Variance since September 2018	(16.0%)	↓



ACTIVITY



Month	2019	2020
April	0	0
May	0	0
June	1,062	1,152
July	1,241	2,696
August	1,241	3,816
September	1,241	4,472
October	1,241	
November	1,247	
December	1,247	
January	1,247	
February	1,247	
March	1,249	
April	1,249	
May	1,252	
June	1,558	

QUALITY

	Quantity	Base Number	Contract	AT	Region	England
% of FP17s for the same patient ID Re-attending within 3 months - Children	104	1,841	5.6%	9.3%	10.8%	11.5%
% of FP17s for the same patient ID Re-attending within 3 months - Adults	613	5,094	12.0%	13.7%	15.2%	15.4%
% of FP17s for the same patient ID Re-attending between 3 & 9 months - Children	921	1,841	50.0%	62.8%	62.2%	59.7%
% of FP17s for the same patient ID Re-attending between 3 & 9 months - Adults	2,549	5,094	50.0%	53.3%	52.9%	51.7%
% of FP17s for Band 1 Urgent Courses	191	2,262	8.4%	10.0%	9.7%	9.2%
% of FP17s Relating to Free Repair or Replacements	15	2,262	0.7%	0.6%	0.6%	0.7%
% of FP17s Relating to Continuations	21	2,262	0.9%	0.8%	0.7%	0.8%
% of Patients satisfied with the dentistry they have received	2	2	N/A	93.2%	93.6%	93.5%
% of Patients satisfied with the time they had to wait for an appointment	1	2	N/A	85.0%	86.3%	87.4%

* This is based on patients treated on this contract for their most recent course of treatment. Figures in italics indicate the base number of FP17s or Patient Questionnaire responses are less than 100. N/A is shown where the base number of responses is less than 10 during the period. % is calculated as Quantity/Base number*100

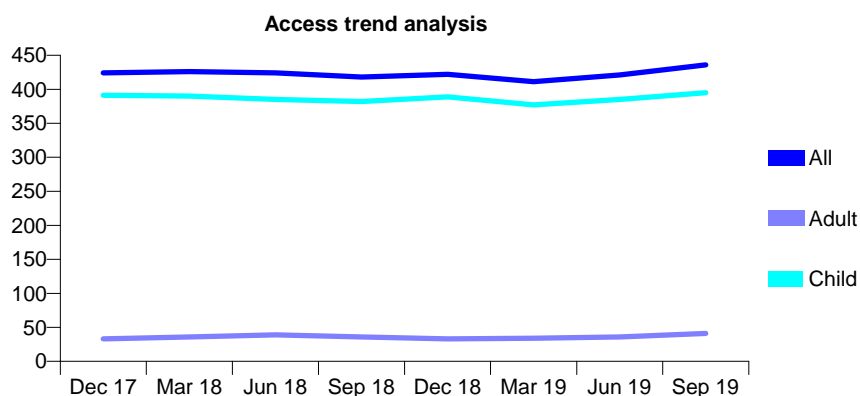
Q70 - Vital Signs At a Glance Contract Report for 353280/0001 - September 2019

Name or company name	The Cowplain Dental Partnership
Contract type name	GDS Contract
Purpose of contract	General
Contract start date	01/04/2006
Contract end date	

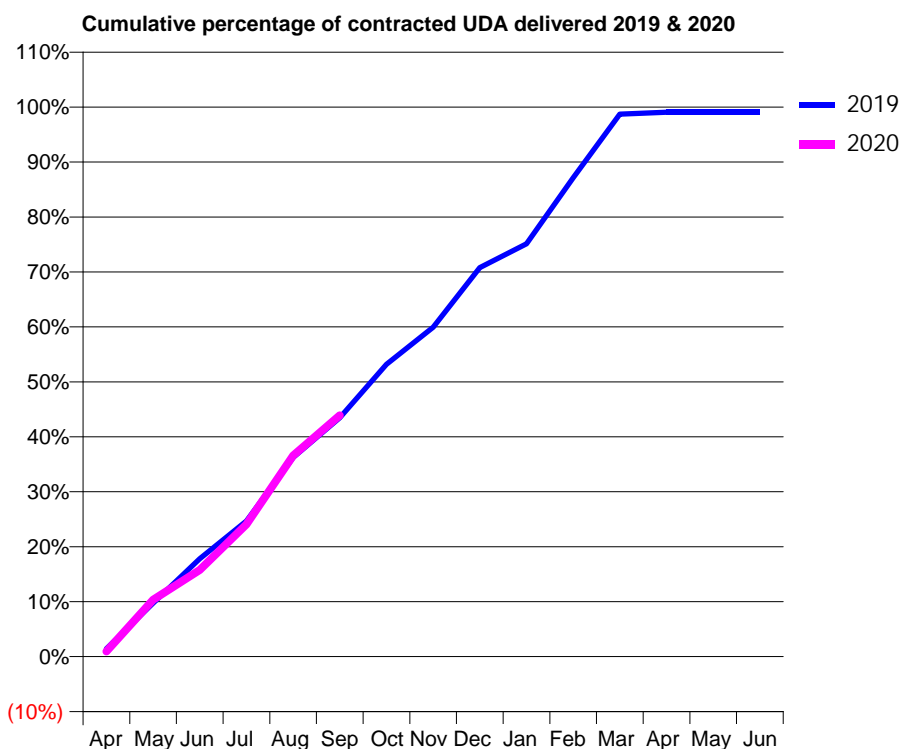
19/20 Contracted general activity (UDA)	831
Carry forward general activity (UDA)	7
19/20 Contracted orthodontic activity (UOA)	0
Carry forward orthodontic activity (UOA)	0
Baseline contract value	£19,568.93

ACCESS*

Patients seen in 24 months	Total	Change since previous quarter
Quarter ending September 2018	418	
Quarter ending December 2018	422	→
Quarter ending March 2019	411	↓
Quarter ending June 2019	421	↑
Quarter ending September 2019	436	↑
Variance since September 2018	4.3%	↑



ACTIVITY



Month	Adjusted Scheduled Activity (UDA)	
	2019	2020
April	12	8
May	81	86
June	148	131
July	205	200
August	301	304
September	361	365
October	442	
November	498	
December	588	
January	624	
February	724	
March	820	
April	823	
May	823	
June	823	

QUALITY

	Quantity	Base Number	Contract	AT	Region	England
% of FP17s for the same patient ID Re-attending within 3 months - Children	7	277	2.5%	9.3%	10.8%	11.5%
% of FP17s for the same patient ID Re-attending within 3 months - Adults	0	12	0.0%	13.7%	15.2%	15.4%
% of FP17s for the same patient ID Re-attending between 3 & 9 months - Children	171	277	61.7%	62.8%	62.2%	59.7%
% of FP17s for the same patient ID Re-attending between 3 & 9 months - Adults	4	12	33.3%	53.3%	52.9%	51.7%
% of FP17s for Band 1 Urgent Courses	0	286	0.0%	10.0%	9.7%	9.2%
% of FP17s Relating to Free Repair or Replacements	0	286	0.0%	0.6%	0.6%	0.7%
% of FP17s Relating to Continuations	1	286	0.3%	0.8%	0.7%	0.8%
% of Patients satisfied with the dentistry they have received	0	0	N/A	93.2%	93.6%	93.5%
% of Patients satisfied with the time they had to wait for an appointment	0	0	N/A	85.0%	86.3%	87.4%

* This is based on patients treated on this contract for their most recent course of treatment. Figures in italics indicate the base number of FP17s or Patient Questionnaire responses are less than 100. N/A is shown where the base number of responses is less than 10 during the period. % is calculated as Quantity/Base number*100

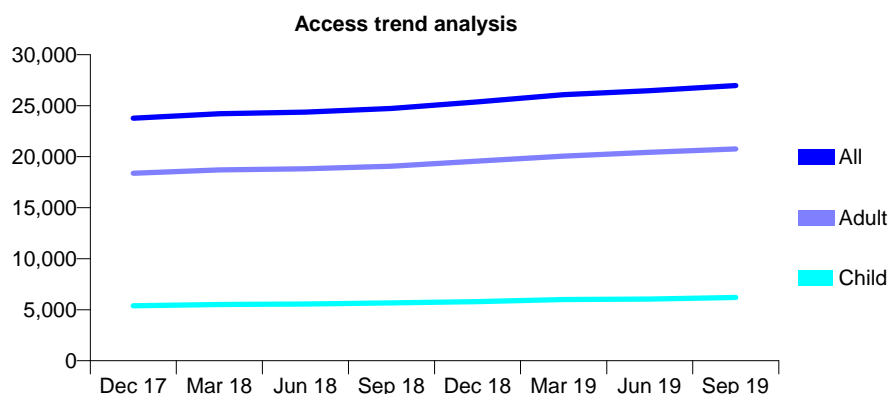
Q70 - Vital Signs At a Glance Contract Report for 353302/0005 - September 2019

Name or company name	MRS A BROGAN
Contract type name	GDS Contract
Purpose of contract	General
Contract start date	01/09/2009
Contract end date	

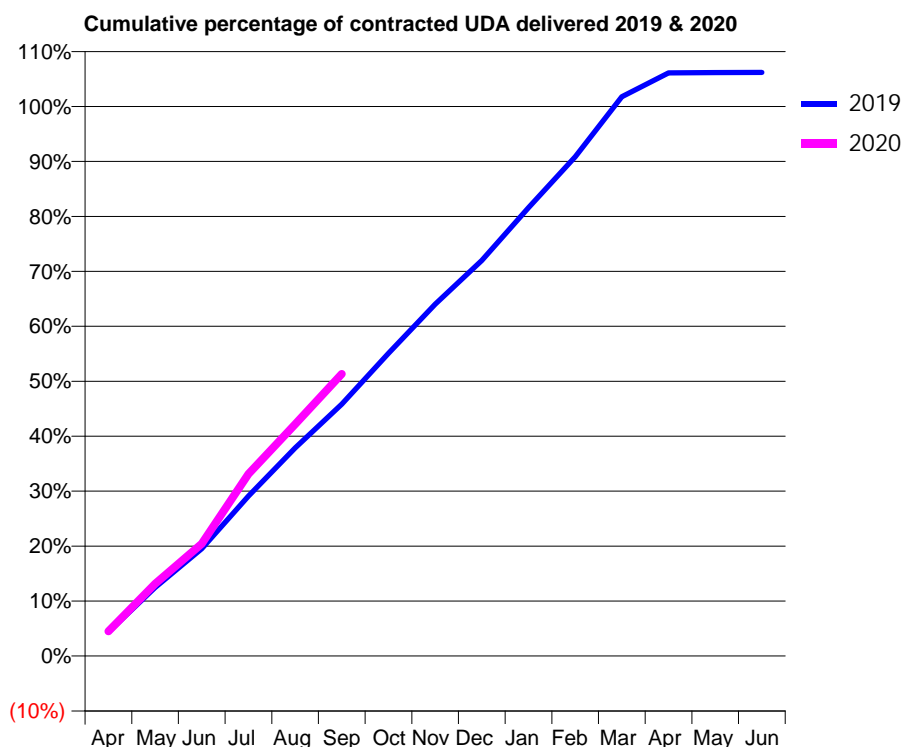
19/20 Contracted general activity (UDA)	63,987
Carry forward general activity (UDA)	0
19/20 Contracted orthodontic activity (UOA)	0
Carry forward orthodontic activity (UOA)	0
Baseline contract value	£1,820,859.76

ACCESS*

Patients seen in 24 months	Total	Change since previous quarter
Quarter ending September 2018	24,725	
Quarter ending December 2018	25,361	↑
Quarter ending March 2019	26,069	↑
Quarter ending June 2019	26,468	→
Quarter ending September 2019	26,978	→
Variance since September 2018	9.1%	↑



ACTIVITY



Month	Adjusted Scheduled Activity (UDA)	
	2019	2020
April	2,793	2,888
May	7,988	8,428
June	12,492	13,084
July	18,630	21,199
August	24,224	26,989
September	29,329	32,856
October	35,261	
November	40,965	
December	46,051	
January	52,212	
February	58,135	
March	65,112	
April	67,898	
May	67,920	
June	67,939	

QUALITY

	Quantity	Base Number	Contract	AT	Region	England
% of FP17s for the same patient ID Re-attending within 3 months - Children	445	4,585	9.7%	9.3%	10.8%	11.5%
% of FP17s for the same patient ID Re-attending within 3 months - Adults	2,533	13,342	19.0%	13.7%	15.2%	15.4%
% of FP17s for the same patient ID Re-attending between 3 & 9 months - Children	2,535	4,585	55.3%	62.8%	62.2%	59.7%
% of FP17s for the same patient ID Re-attending between 3 & 9 months - Adults	5,287	13,342	39.6%	53.3%	52.9%	51.7%
% of FP17s for Band 1 Urgent Courses	4,405	16,633	26.5%	10.0%	9.7%	9.2%
% of FP17s Relating to Free Repair or Replacements	31	16,633	0.2%	0.6%	0.6%	0.7%
% of FP17s Relating to Continuations	15	16,633	0.1%	0.8%	0.7%	0.8%
% of Patients satisfied with the dentistry they have received	16	16	100.0%	93.2%	93.6%	93.5%
% of Patients satisfied with the time they had to wait for an appointment	14	16	87.5%	85.0%	86.3%	87.4%

* This is based on patients treated on this contract for their most recent course of treatment. Figures in italics indicate the base number of FP17s or Patient Questionnaire responses are less than 100. N/A is shown where the base number of responses is less than 10 during the period. % is calculated as Quantity/Base number*100

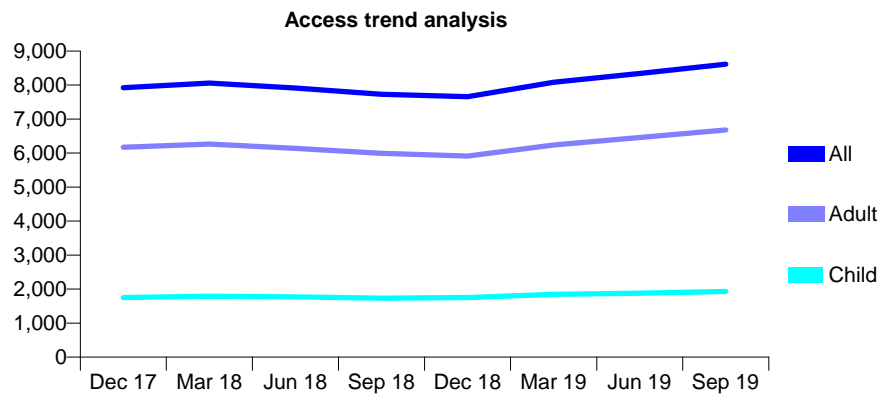
Q70 - Vital Signs At a Glance Contract Report for 353663/0001 - September 2019

Name or company name	Dr G Papoutsis & Dr A Brogan
Contract type name	GDS Contract
Purpose of contract	General
Contract start date	01/04/2006
Contract end date	

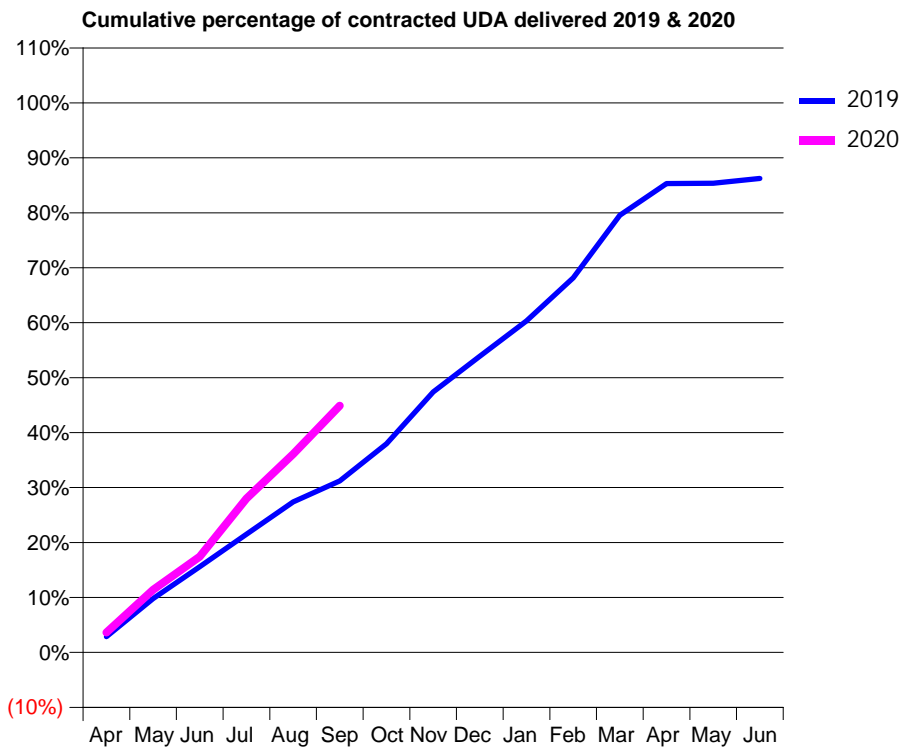
19/20 Contracted general activity (UDA)	24,990
Carry forward general activity (UDA)	0
19/20 Contracted orthodontic activity (UOA)	0
Carry forward orthodontic activity (UOA)	0
Baseline contract value	£761,229.14

ACCESS*

Patients seen in 24 months	Total	Change since previous quarter
Quarter ending September 2018	7,730	
Quarter ending December 2018	7,660	→
Quarter ending March 2019	8,083	↑
Quarter ending June 2019	8,341	↑
Quarter ending September 2019	8,612	↑
Variance since September 2018	11.4%	↑



ACTIVITY



Month	2019	2020
April	718	909
May	2,446	2,853
June	3,893	4,359
July	5,376	7,001
August	6,844	9,019
September	7,802	11,217
October	9,488	
November	11,848	
December	13,466	
January	15,080	
February	17,029	
March	19,878	
April	21,320	
May	21,338	
June	21,556	

QUALITY

	Quantity	Base Number	Contract	AT	Region	England
% of FP17s for the same patient ID Re-attending within 3 months - Children	66	1,425	4.6%	9.3%	10.8%	11.5%
% of FP17s for the same patient ID Re-attending within 3 months - Adults	498	4,852	10.3%	13.7%	15.2%	15.4%
% of FP17s for the same patient ID Re-attending between 3 & 9 months - Children	884	1,425	62.0%	62.8%	62.2%	59.7%
% of FP17s for the same patient ID Re-attending between 3 & 9 months - Adults	2,552	4,852	52.6%	53.3%	52.9%	51.7%
% of FP17s for Band 1 Urgent Courses	350	5,629	6.2%	10.0%	9.7%	9.2%
% of FP17s Relating to Free Repair or Replacements	40	5,629	0.7%	0.6%	0.6%	0.7%
% of FP17s Relating to Continuations	20	5,629	0.4%	0.8%	0.7%	0.8%
% of Patients satisfied with the dentistry they have received	1	1	N/A	93.2%	93.6%	93.5%
% of Patients satisfied with the time they had to wait for an appointment	1	1	N/A	85.0%	86.3%	87.4%

* This is based on patients treated on this contract for their most recent course of treatment. Figures in italics indicate the base number of FP17s or Patient Questionnaire responses are less than 100. N/A is shown where the base number of responses is less than 10 during the period. % is calculated as Quantity/Base number*100

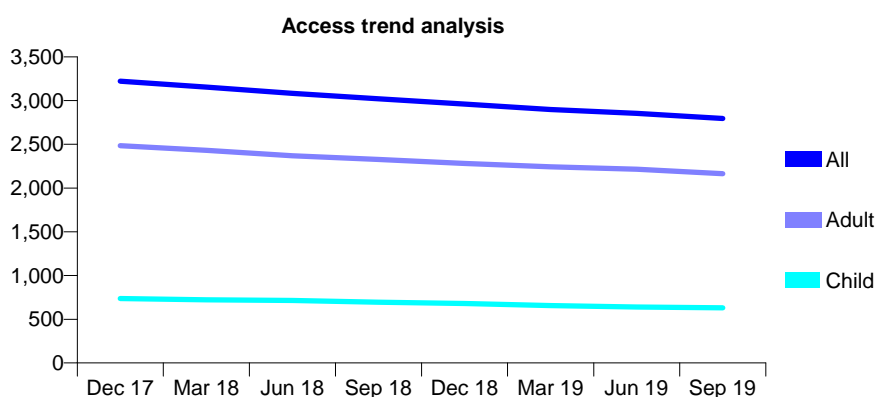
Q70 - Vital Signs At a Glance Contract Report for 356328/0002 - September 2019

Name or company name	MR JC KOTZE
Contract type name	GDS Contract
Purpose of contract	General
Contract start date	01/06/2009
Contract end date	

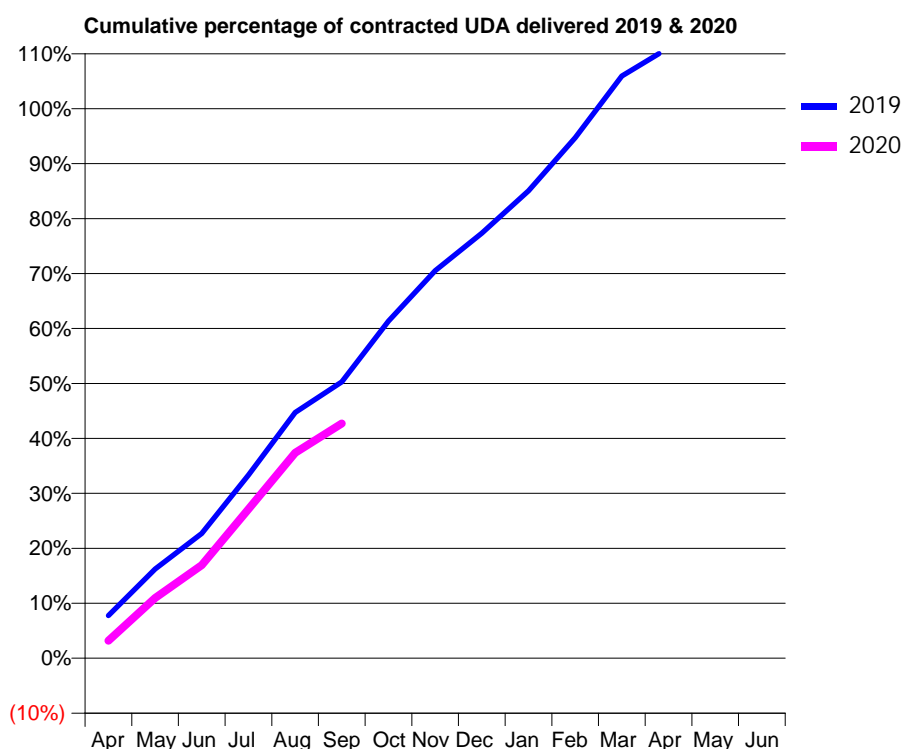
19/20 Contracted general activity (UDA)	8,400
Carry forward general activity (UDA)	0
19/20 Contracted orthodontic activity (UOA)	0
Carry forward orthodontic activity (UOA)	0
Baseline contract value	£205,614.41

ACCESS*

Patients seen in 24 months	Total	Change since previous quarter
Quarter ending September 2018	3,020	
Quarter ending December 2018	2,960	↓
Quarter ending March 2019	2,899	↓
Quarter ending June 2019	2,854	↓
Quarter ending September 2019	2,795	↓
Variance since September 2018	(7.5%)	↓



ACTIVITY



Month	2019	2020
April	652	269
May	1,364	920
June	1,907	1,424
July	2,800	2,278
August	3,755	3,140
September	4,225	3,588
October	5,153	
November	5,923	
December	6,496	
January	7,144	
February	7,958	
March	8,898	
April	9,329	
May	9,318	
June	9,317	

QUALITY

	Quantity	Base Number	Contract	AT	Region	England
% of FP17s for the same patient ID Re-attending within 3 months - Children	25	582	4.3%	9.3%	10.8%	11.5%
% of FP17s for the same patient ID Re-attending within 3 months - Adults	164	1,597	10.3%	13.7%	15.2%	15.4%
% of FP17s for the same patient ID Re-attending between 3 & 9 months - Children	444	582	76.3%	62.8%	62.2%	59.7%
% of FP17s for the same patient ID Re-attending between 3 & 9 months - Adults	1,169	1,597	73.2%	53.3%	52.9%	51.7%
% of FP17s for Band 1 Urgent Courses	179	2,042	8.8%	10.0%	9.7%	9.2%
% of FP17s Relating to Free Repair or Replacements	13	2,042	0.6%	0.6%	0.6%	0.7%
% of FP17s Relating to Continuations	5	2,042	0.2%	0.8%	0.7%	0.8%
% of Patients satisfied with the dentistry they have received	0	0	N/A	93.2%	93.6%	93.5%
% of Patients satisfied with the time they had to wait for an appointment	0	0	N/A	85.0%	86.3%	87.4%

* This is based on patients treated on this contract for their most recent course of treatment.

Figures in italics indicate the base number of FP17s or Patient Questionnaire responses are less than 100. N/A is shown where the base number of responses is less than 10 during the period. % is calculated as Quantity/Base number*100

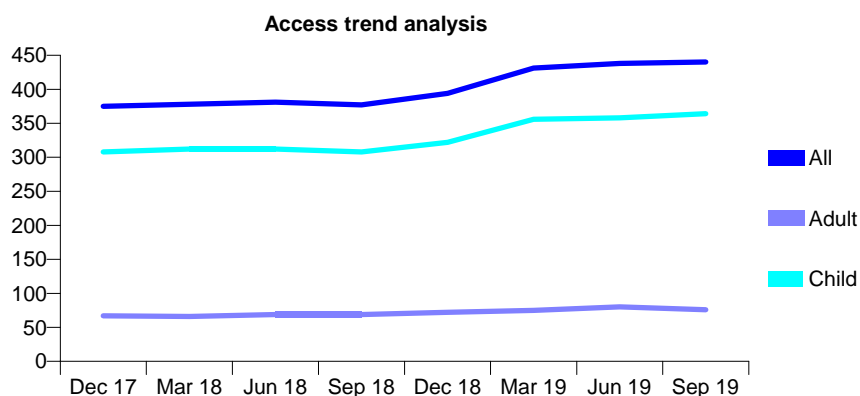
Q70 - Vital Signs At a Glance Contract Report for 559458/0001 - September 2019

Name or company name	Dr Sandip Dau
Contract type name	GDS Contract
Purpose of contract	General
Contract start date	01/04/2006
Contract end date	

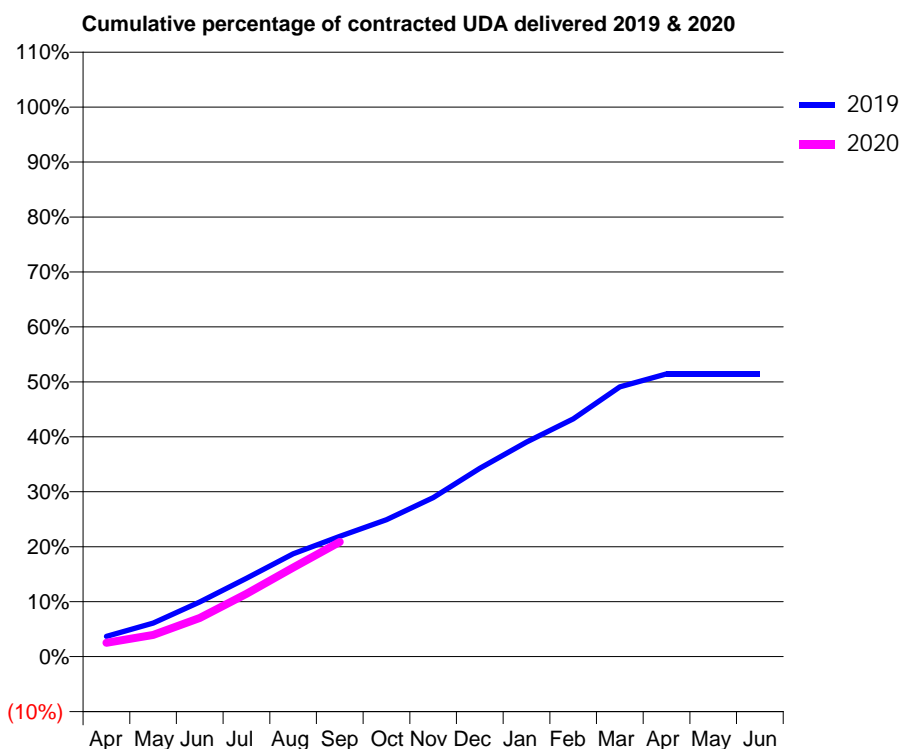
19/20 Contracted general activity (UDA)	1,500
Carry forward general activity (UDA)	0
19/20 Contracted orthodontic activity (UOA)	0
Carry forward orthodontic activity (UOA)	0
Baseline contract value	£36,440.88

ACCESS*

Patients seen in 24 months	Total	Change since previous quarter
Quarter ending September 2018	377	
Quarter ending December 2018	394	↑
Quarter ending March 2019	431	↑
Quarter ending June 2019	438	→
Quarter ending September 2019	440	→
Variance since September 2018	16.7%	↑



ACTIVITY



Month	Adjusted Scheduled Activity (UDA)	
	2019	2020
April	55	38
May	91	59
June	150	106
July	214	172
August	281	243
September	328	313
October	374	
November	434	
December	514	
January	586	
February	649	
March	736	
April	771	
May	771	
June	771	

QUALITY

	Quantity	Base Number	Contract	AT	Region	England
% of FP17s for the same patient ID Re-attending within 3 months - Children	15	293	5.1%	9.3%	10.8%	11.5%
% of FP17s for the same patient ID Re-attending within 3 months - Adults	0	21	0.0%	13.7%	15.2%	15.4%
% of FP17s for the same patient ID Re-attending between 3 & 9 months - Children	207	293	70.6%	62.8%	62.2%	59.7%
% of FP17s for the same patient ID Re-attending between 3 & 9 months - Adults	20	21	95.2%	53.3%	52.9%	51.7%
% of FP17s for Band 1 Urgent Courses	6	293	2.0%	10.0%	9.7%	9.2%
% of FP17s Relating to Free Repair or Replacements	0	293	0.0%	0.6%	0.6%	0.7%
% of FP17s Relating to Continuations	0	293	0.0%	0.8%	0.7%	0.8%
% of Patients satisfied with the dentistry they have received	0	0	N/A	93.2%	93.6%	93.5%
% of Patients satisfied with the time they had to wait for an appointment	0	0	N/A	85.0%	86.3%	87.4%

* This is based on patients treated on this contract for their most recent course of treatment. Figures in italics indicate the base number of FP17s or Patient Questionnaire responses are less than 100. N/A is shown where the base number of responses is less than 10 during the period. % is calculated as Quantity/Base number*100

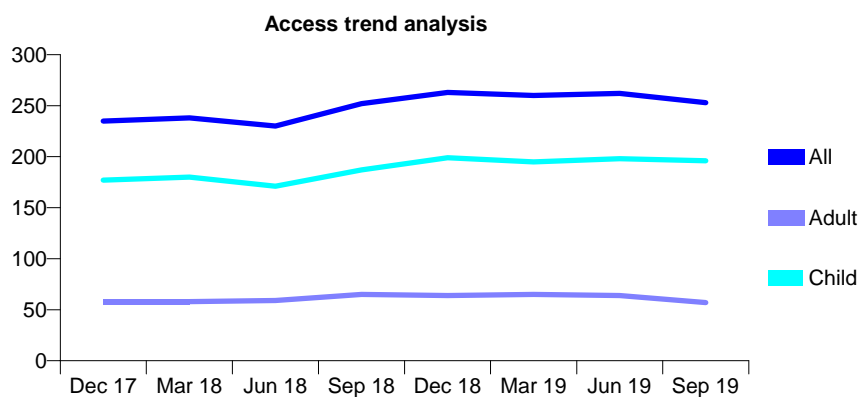
Q70 - Vital Signs At a Glance Contract Report for 563749/0002 - September 2019

Name or company name	Maria Nimako
Contract type name	GDS Contract
Purpose of contract	General
Contract start date	18/07/2007
Contract end date	

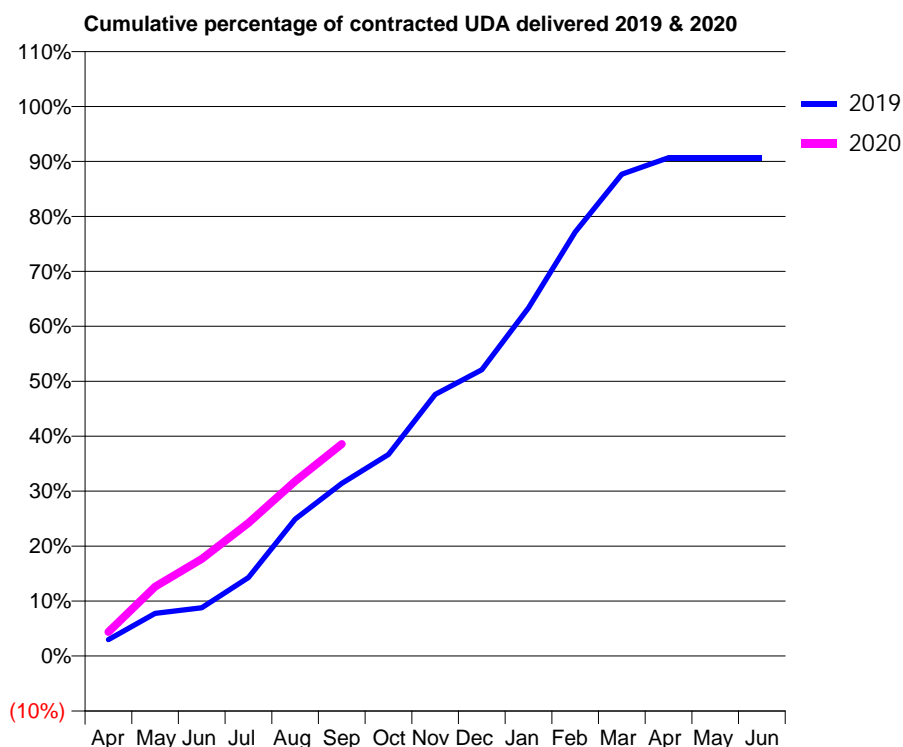
19/20 Contracted general activity (UDA)	800
Carry forward general activity (UDA)	0
19/20 Contracted orthodontic activity (UOA)	0
Carry forward orthodontic activity (UOA)	0
Baseline contract value	£18,388.61

ACCESS*

Patients seen in 24 months	Total	Change since previous quarter
Quarter ending September 2018	252	
Quarter ending December 2018	263	↑
Quarter ending March 2019	260	↓
Quarter ending June 2019	262	→
Quarter ending September 2019	253	↓
Variance since September 2018	0.4%	→



ACTIVITY



Month	Adjusted Scheduled Activity (UDA)	
	2019	2020
April	24	35
May	62	101
June	70	141
July	114	194
August	199	255
September	251	309
October	293	
November	381	
December	417	
January	507	
February	617	
March	701	
April	725	
May	725	
June	725	

QUALITY

	Quantity	Base Number	Contract	AT	Region	England
% of FP17s for the same patient ID Re-attending within 3 months - Children	7	183	3.8%	9.3%	10.8%	11.5%
% of FP17s for the same patient ID Re-attending within 3 months - Adults	1	33	3.0%	13.7%	15.2%	15.4%
% of FP17s for the same patient ID Re-attending between 3 & 9 months - Children	135	183	73.8%	62.8%	62.2%	59.7%
% of FP17s for the same patient ID Re-attending between 3 & 9 months - Adults	30	33	90.9%	53.3%	52.9%	51.7%
% of FP17s for Band 1 Urgent Courses	3	207	1.4%	10.0%	9.7%	9.2%
% of FP17s Relating to Free Repair or Replacements	0	207	0.0%	0.6%	0.6%	0.7%
% of FP17s Relating to Continuations	0	207	0.0%	0.8%	0.7%	0.8%
% of Patients satisfied with the dentistry they have received	0	0	N/A	93.2%	93.6%	93.5%
% of Patients satisfied with the time they had to wait for an appointment	0	0	N/A	85.0%	86.3%	87.4%

* This is based on patients treated on this contract for their most recent course of treatment. Figures in italics indicate the base number of FP17s or Patient Questionnaire responses are less than 100. N/A is shown where the base number of responses is less than 10 during the period. % is calculated as Quantity/Base number*100

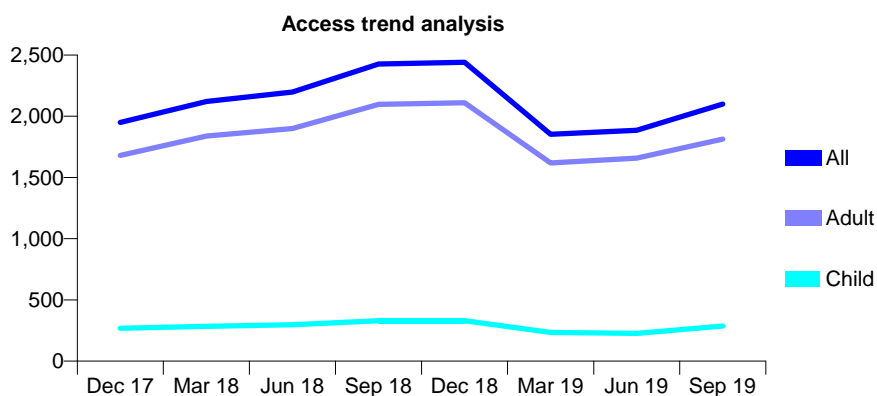
Q70 - Vital Signs At a Glance Contract Report for 564796/0001 - September 2019

Name or company name	CP Dental
Contract type name	GDS Contract
Purpose of contract	General
Contract start date	01/04/2006
Contract end date	

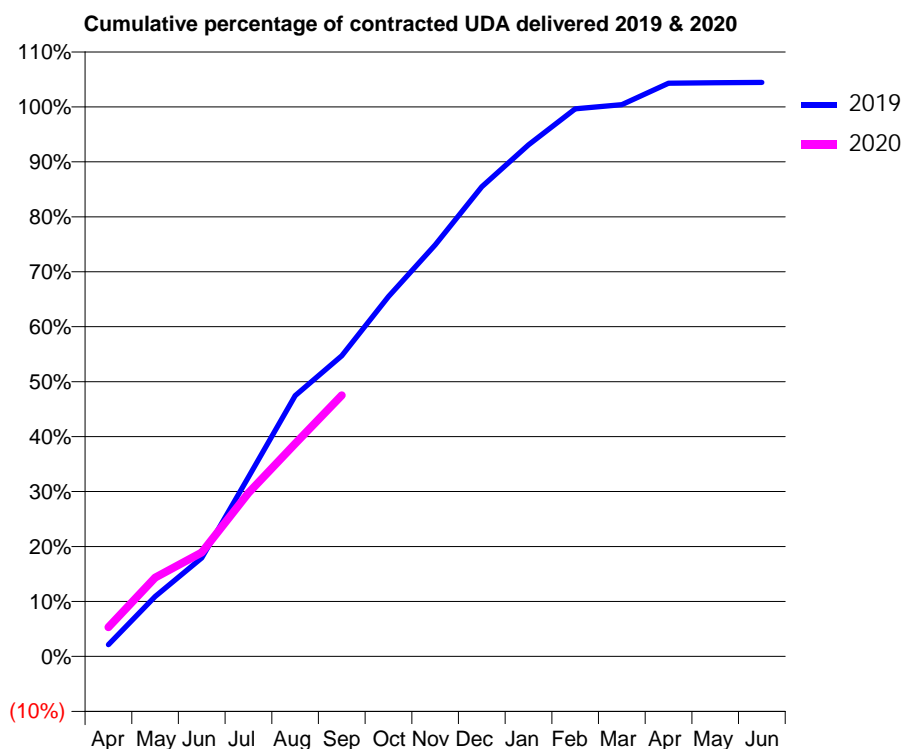
19/20 Contracted general activity (UDA)	6,504
Carry forward general activity (UDA)	0
19/20 Contracted orthodontic activity (UOA)	0
Carry forward orthodontic activity (UOA)	0
Baseline contract value	£155,195.20

ACCESS*

Patients seen in 24 months	Total	Change since previous quarter
Quarter ending September 2018	2,426	
Quarter ending December 2018	2,442	→
Quarter ending March 2019	1,854	↓
Quarter ending June 2019	1,886	→
Quarter ending September 2019	2,100	↑
Variance since September 2018	(13.4%)	↓



ACTIVITY



Month	2019	2020
April	139	346
May	709	934
June	1,166	1,231
July	2,122	1,934
August	3,086	2,518
September	3,559	3,089
October	4,259	
November	4,869	
December	5,558	
January	6,053	
February	6,480	
March	6,531	
April	6,785	
May	6,790	
June	6,793	

QUALITY

	Quantity	Base Number	Contract	AT	Region	England
% of FP17s for the same patient ID Re-attending within 3 months - Children	8	271	3.0%	9.3%	10.8%	11.5%
% of FP17s for the same patient ID Re-attending within 3 months - Adults	203	1,707	11.9%	13.7%	15.2%	15.4%
% of FP17s for the same patient ID Re-attending between 3 & 9 months - Children	154	271	56.8%	62.8%	62.2%	59.7%
% of FP17s for the same patient ID Re-attending between 3 & 9 months - Adults	936	1,707	54.8%	53.3%	52.9%	51.7%
% of FP17s for Band 1 Urgent Courses	143	1,857	7.7%	10.0%	9.7%	9.2%
% of FP17s Relating to Free Repair or Replacements	12	1,857	0.6%	0.6%	0.6%	0.7%
% of FP17s Relating to Continuations	3	1,857	0.2%	0.8%	0.7%	0.8%
% of Patients satisfied with the dentistry they have received	1	1	N/A	93.2%	93.6%	93.5%
% of Patients satisfied with the time they had to wait for an appointment	1	1	N/A	85.0%	86.3%	87.4%

* This is based on patients treated on this contract for their most recent course of treatment. Figures in italics indicate the base number of FP17s or Patient Questionnaire responses are less than 100. N/A is shown where the base number of responses is less than 10 during the period. % is calculated as Quantity/Base number*100

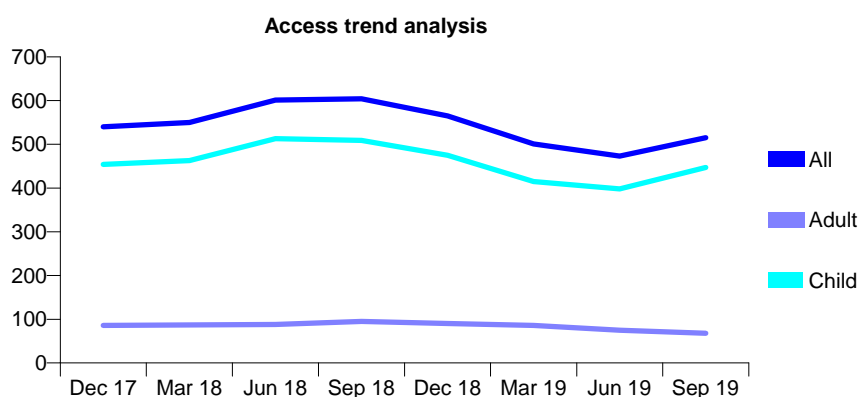
Q70 - Vital Signs At a Glance Contract Report for 565792/0001 - September 2019

Name or company name	Dr S Dau
Contract type name	GDS Contract
Purpose of contract	General
Contract start date	01/04/2006
Contract end date	

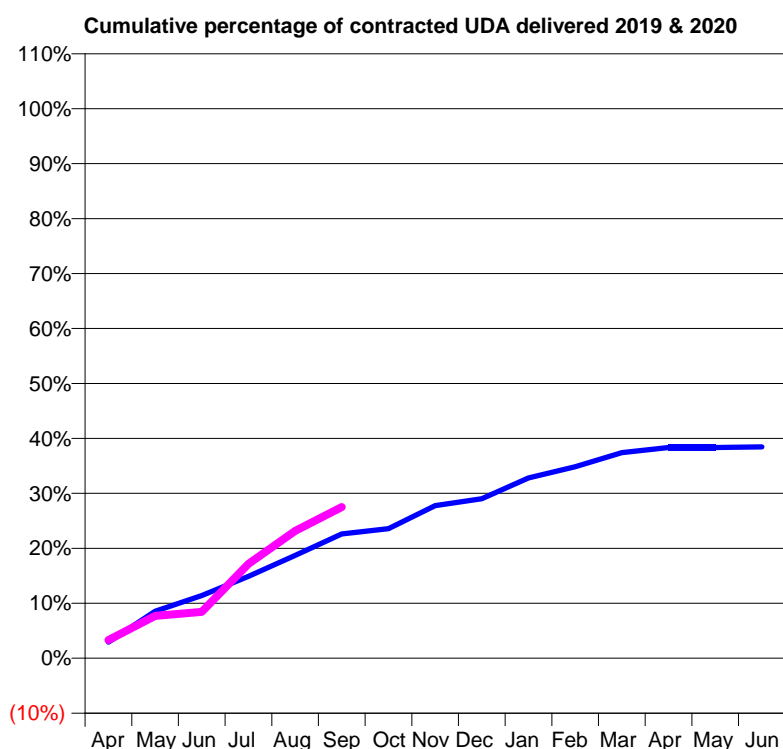
19/20 Contracted general activity (UDA)	1,823
Carry forward general activity (UDA)	0
19/20 Contracted orthodontic activity (UOA)	0
Carry forward orthodontic activity (UOA)	0
Baseline contract value	£39,203.97

ACCESS*

Patients seen in 24 months	Total	Change since previous quarter
Quarter ending September 2018	604	
Quarter ending December 2018	565	↓
Quarter ending March 2019	501	↓
Quarter ending June 2019	473	↓
Quarter ending September 2019	515	↑
Variance since September 2018	(14.7%)	↓



ACTIVITY



Month	2019	2020
April	53	60
May	156	141
June	208	154
July	271	313
August	341	422
September	413	501
October	430	
November	506	
December	529	
January	598	
February	635	
March	682	
April	699	
May	699	
June	701	

QUALITY

	Quantity	Base Number	Contract	AT	Region	England
% of FP17s for the same patient ID Re-attending within 3 months - Children	10	400	2.5%	9.3%	10.8%	11.5%
% of FP17s for the same patient ID Re-attending within 3 months - Adults	0	20	0.0%	13.7%	15.2%	15.4%
% of FP17s for the same patient ID Re-attending between 3 & 9 months - Children	151	400	37.8%	62.8%	62.2%	59.7%
% of FP17s for the same patient ID Re-attending between 3 & 9 months - Adults	8	20	40.0%	53.3%	52.9%	51.7%
% of FP17s for Band 1 Urgent Courses	7	398	1.8%	10.0%	9.7%	9.2%
% of FP17s Relating to Free Repair or Replacements	0	398	0.0%	0.6%	0.6%	0.7%
% of FP17s Relating to Continuations	0	398	0.0%	0.8%	0.7%	0.8%
% of Patients satisfied with the dentistry they have received	0	0	N/A	93.2%	93.6%	93.5%
% of Patients satisfied with the time they had to wait for an appointment	0	0	N/A	85.0%	86.3%	87.4%

* This is based on patients treated on this contract for their most recent course of treatment.

Figures in italics indicate the base number of FP17s or Patient Questionnaire responses are less than 100. N/A is shown where the base number of responses is less than 10 during the period. % is calculated as Quantity/Base number*100

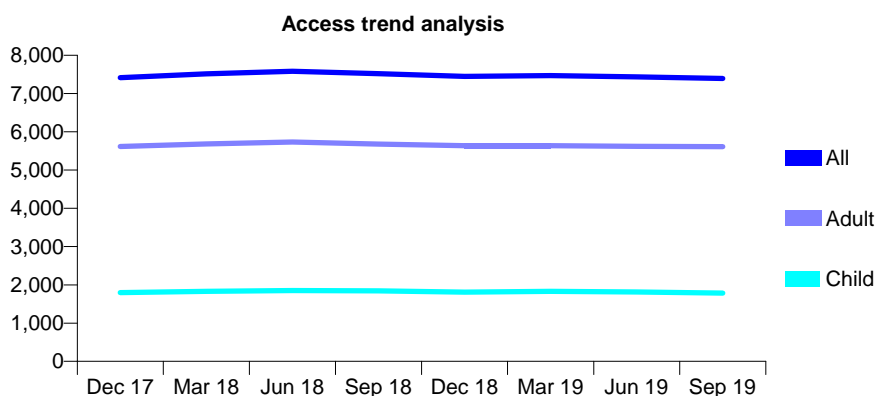
Q70 - Vital Signs At a Glance Contract Report for 566403/0001 - September 2019

Name or company name	Practice in the Park Partnership
Contract type name	GDS Contract
Purpose of contract	General
Contract start date	01/04/2006
Contract end date	

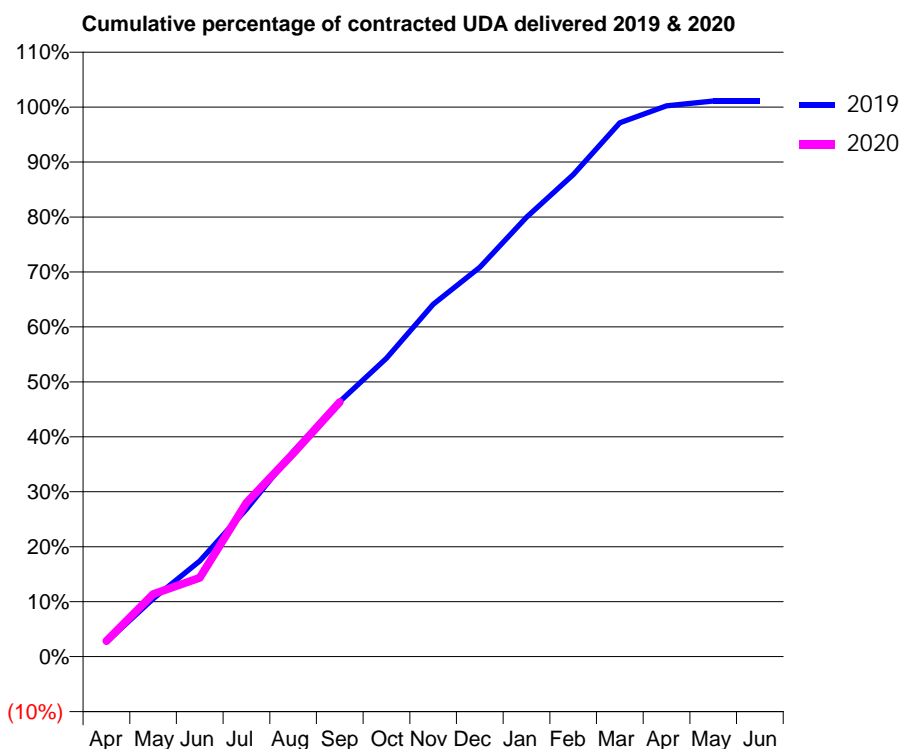
19/20 Contracted general activity (UDA)	18,531
Carry forward general activity (UDA)	0
19/20 Contracted orthodontic activity (UOA)	0
Carry forward orthodontic activity (UOA)	0
Baseline contract value	£509,331.95

ACCESS*

Patients seen in 24 months	Total	Change since previous quarter
Quarter ending September 2018	7,519	
Quarter ending December 2018	7,449	→
Quarter ending March 2019	7,468	→
Quarter ending June 2019	7,434	→
Quarter ending September 2019	7,394	→
Variance since September 2018	(1.7%)	↓



ACTIVITY



Month	Adjusted Scheduled Activity (UDA)	
	2019	2020
April	498	529
May	1,953	2,107
June	3,226	2,662
July	4,972	5,186
August	6,911	6,853
September	8,602	8,583
October	10,061	
November	11,881	
December	13,128	
January	14,817	
February	16,252	
March	18,001	
April	18,571	
May	18,737	
June	18,736	

QUALITY

	Quantity	Base Number	Contract	AT	Region	England
% of FP17s for the same patient ID Re-attending within 3 months - Children	48	1,325	3.6%	9.3%	10.8%	11.5%
% of FP17s for the same patient ID Re-attending within 3 months - Adults	448	3,911	11.5%	13.7%	15.2%	15.4%
% of FP17s for the same patient ID Re-attending between 3 & 9 months - Children	954	1,325	72.0%	62.8%	62.2%	59.7%
% of FP17s for the same patient ID Re-attending between 3 & 9 months - Adults	2,066	3,911	52.8%	53.3%	52.9%	51.7%
% of FP17s for Band 1 Urgent Courses	335	4,841	6.9%	10.0%	9.7%	9.2%
% of FP17s Relating to Free Repair or Replacements	77	4,841	1.6%	0.6%	0.6%	0.7%
% of FP17s Relating to Continuations	11	4,841	0.2%	0.8%	0.7%	0.8%
% of Patients satisfied with the dentistry they have received	1	1	N/A	93.2%	93.6%	93.5%
% of Patients satisfied with the time they had to wait for an appointment	1	1	N/A	85.0%	86.3%	87.4%

* This is based on patients treated on this contract for their most recent course of treatment. Figures in italics indicate the base number of FP17s or Patient Questionnaire responses are less than 100. N/A is shown where the base number of responses is less than 10 during the period. % is calculated as Quantity/Base number*100

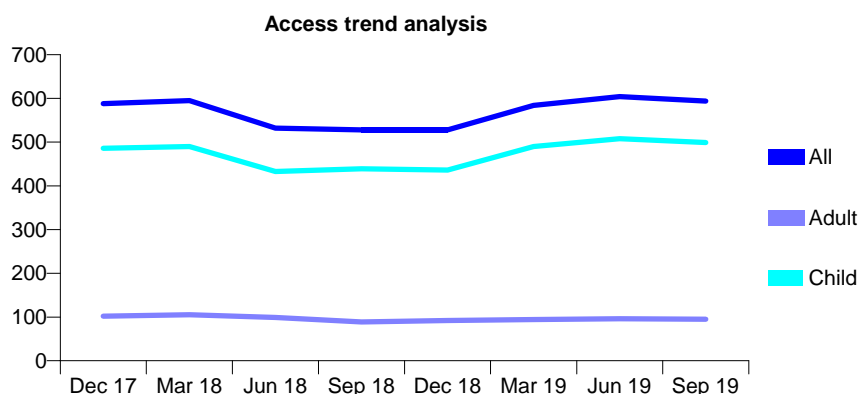
Q70 - Vital Signs At a Glance Contract Report for 567019/0001 - September 2019

Name or company name	Dr S Dau
Contract type name	GDS Contract
Purpose of contract	General
Contract start date	01/04/2006
Contract end date	

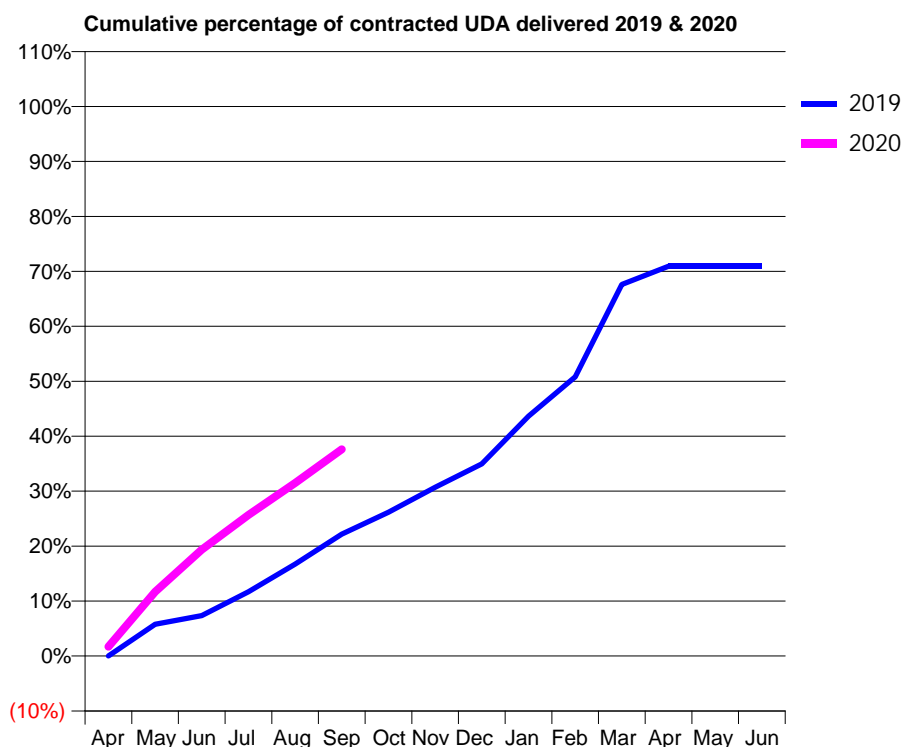
19/20 Contracted general activity (UDA)	1,526
Carry forward general activity (UDA)	0
19/20 Contracted orthodontic activity (UOA)	0
Carry forward orthodontic activity (UOA)	0
Baseline contract value	£33,863.83

ACCESS*

Patients seen in 24 months	Total	Change since previous quarter
Quarter ending September 2018	528	
Quarter ending December 2018	528	→
Quarter ending March 2019	584	↑
Quarter ending June 2019	604	↑
Quarter ending September 2019	594	↓
Variance since September 2018	12.5%	↑



ACTIVITY



Month	Adjusted Scheduled Activity (UDA)	
	2019	2020
April	0	26
May	88	179
June	112	295
July	178	392
August	255	481
September	339	574
October	399	
November	469	
December	533	
January	666	
February	775	
March	1,031	
April	1,082	
May	1,082	
June	1,082	

QUALITY

	Quantity	Base Number	Contract	AT	Region	England
% of FP17s for the same patient ID Re-attending within 3 months - Children	26	403	6.5%	9.3%	10.8%	11.5%
% of FP17s for the same patient ID Re-attending within 3 months - Adults	1	24	4.2%	13.7%	15.2%	15.4%
% of FP17s for the same patient ID Re-attending between 3 & 9 months - Children	203	403	50.4%	62.8%	62.2%	59.7%
% of FP17s for the same patient ID Re-attending between 3 & 9 months - Adults	16	24	66.7%	53.3%	52.9%	51.7%
% of FP17s for Band 1 Urgent Courses	16	392	4.1%	10.0%	9.7%	9.2%
% of FP17s Relating to Free Repair or Replacements	0	392	0.0%	0.6%	0.6%	0.7%
% of FP17s Relating to Continuations	0	392	0.0%	0.8%	0.7%	0.8%
% of Patients satisfied with the dentistry they have received	2	2	N/A	93.2%	93.6%	93.5%
% of Patients satisfied with the time they had to wait for an appointment	1	2	N/A	85.0%	86.3%	87.4%

* This is based on patients treated on this contract for their most recent course of treatment. Figures in italics indicate the base number of FP17s or Patient Questionnaire responses are less than 100. N/A is shown where the base number of responses is less than 10 during the period. % is calculated as Quantity/Base number*100

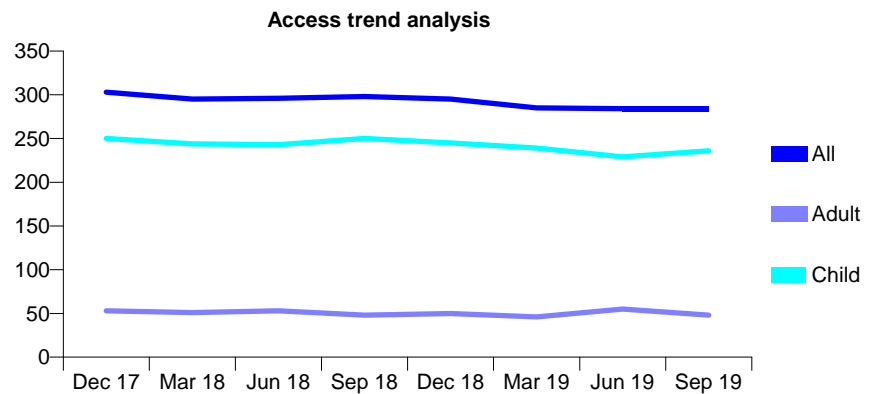
Q70 - Vital Signs At a Glance Contract Report for 567485/0002 - September 2019

Name or company name	MR PT JONES
Contract type name	GDS Contract
Purpose of contract	General and Orthodontic
Contract start date	01/04/2006
Contract end date	

19/20 Contracted general activity (UDA)	800
Carry forward general activity (UDA)	0
19/20 Contracted orthodontic activity (UOA)	182
Carry forward orthodontic activity (UOA)	3
Baseline contract value	£38,055.82

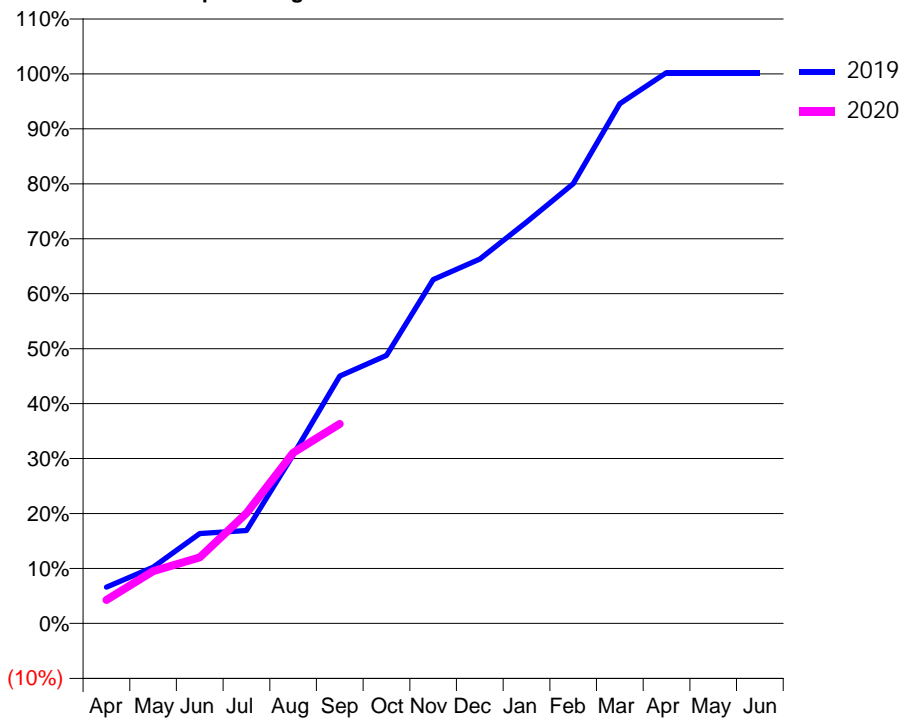
ACCESS*

Patients seen in 24 months	Total	Change since previous quarter
Quarter ending September 2018	298	
Quarter ending December 2018	295	↓
Quarter ending March 2019	285	↓
Quarter ending June 2019	284	→
Quarter ending September 2019	284	→
Variance since September 2018	(4.7%)	↓



ACTIVITY

Cumulative percentage of contracted UDA delivered 2019 & 2020



Month	Adjusted Scheduled Activity (UDA)	
	2019	2020
April	53	34
May	82	76
June	131	96
July	135	160
August	245	248
September	360	290
October	390	
November	501	
December	530	
January	584	
February	640	
March	757	
April	802	
May	802	
June	802	

QUALITY

	Quantity	Base Number	Contract	AT	Region	England
% of FP17s for the same patient ID Re-attending within 3 months - Children	18	200	9.0%	9.3%	10.8%	11.5%
% of FP17s for the same patient ID Re-attending within 3 months - Adults	0	11	0.0%	13.7%	15.2%	15.4%
% of FP17s for the same patient ID Re-attending between 3 & 9 months - Children	141	200	70.5%	62.8%	62.2%	59.7%
% of FP17s for the same patient ID Re-attending between 3 & 9 months - Adults	9	11	81.8%	53.3%	52.9%	51.7%
% of FP17s for Band 1 Urgent Courses	7	189	3.7%	10.0%	9.7%	9.2%
% of FP17s Relating to Free Repair or Replacements	0	189	0.0%	0.6%	0.6%	0.7%
% of FP17s Relating to Continuations	0	189	0.0%	0.8%	0.7%	0.8%
% of Patients satisfied with the dentistry they have received	1	1	N/A	93.2%	93.6%	93.5%
% of Patients satisfied with the time they had to wait for an appointment	0	1	N/A	85.0%	86.3%	87.4%

* This is based on patients treated on this contract for their most recent course of treatment.

Figures in italics indicate the base number of FP17s or Patient Questionnaire responses are less than 100. N/A is shown where the base number of responses is less than 10 during the period. % is calculated as Quantity/Base number*100

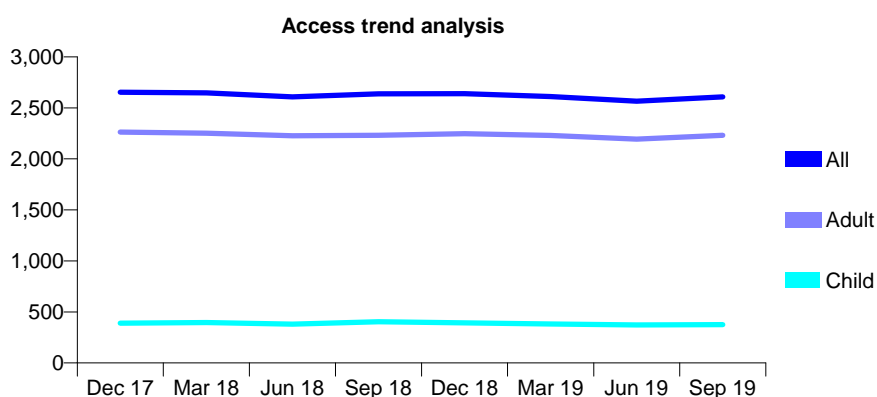
Q70 - Vital Signs At a Glance Contract Report for 569216/0001 - September 2019

Name or company name	MR BG PARNELL
Contract type name	GDS Contract
Purpose of contract	General
Contract start date	01/04/2006
Contract end date	

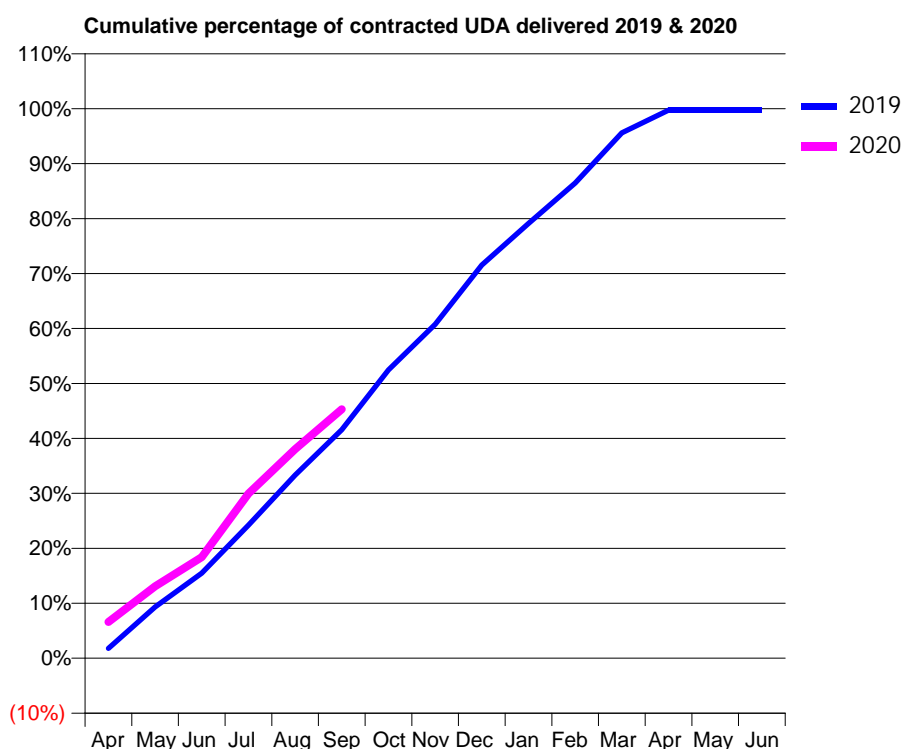
19/20 Contracted general activity (UDA)	8,445
Carry forward general activity (UDA)	0
19/20 Contracted orthodontic activity (UOA)	0
Carry forward orthodontic activity (UOA)	0
Baseline contract value	£219,326.78

ACCESS*

Patients seen in 24 months	Total	Change since previous quarter
Quarter ending September 2018	2,637	
Quarter ending December 2018	2,640	→
Quarter ending March 2019	2,611	↓
Quarter ending June 2019	2,566	↓
Quarter ending September 2019	2,608	→
Variance since September 2018	(1.1%)	↓



ACTIVITY



Month	2019	2020
April	151	557
May	789	1,106
June	1,306	1,553
July	2,047	2,529
August	2,816	3,215
September	3,511	3,826
October	4,431	
November	5,130	
December	6,040	
January	6,683	
February	7,303	
March	8,074	
April	8,422	
May	8,421	
June	8,421	

QUALITY

	Quantity	Base Number	Contract	AT	Region	England
% of FP17s for the same patient ID Re-attending within 3 months - Children	27	267	10.1%	9.3%	10.8%	11.5%
% of FP17s for the same patient ID Re-attending within 3 months - Adults	369	1,906	19.4%	13.7%	15.2%	15.4%
% of FP17s for the same patient ID Re-attending between 3 & 9 months - Children	152	267	56.9%	62.8%	62.2%	59.7%
% of FP17s for the same patient ID Re-attending between 3 & 9 months - Adults	1,161	1,906	60.9%	53.3%	52.9%	51.7%
% of FP17s for Band 1 Urgent Courses	350	1,978	17.7%	10.0%	9.7%	9.2%
% of FP17s Relating to Free Repair or Replacements	27	1,978	1.4%	0.6%	0.6%	0.7%
% of FP17s Relating to Continuations	43	1,978	2.2%	0.8%	0.7%	0.8%
% of Patients satisfied with the dentistry they have received	0	0	N/A	93.2%	93.6%	93.5%
% of Patients satisfied with the time they had to wait for an appointment	0	0	N/A	85.0%	86.3%	87.4%

* This is based on patients treated on this contract for their most recent course of treatment.

Figures in italics indicate the base number of FP17s or Patient Questionnaire responses are less than 100. N/A is shown where the base number of responses is less than 10 during the period. % is calculated as Quantity/Base number*100

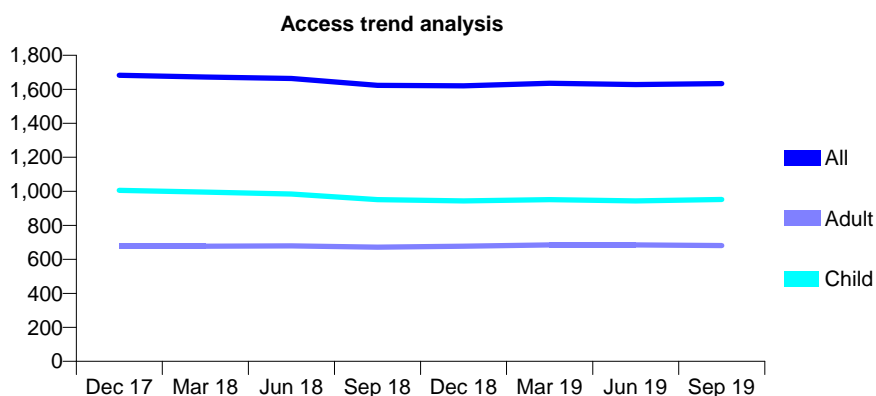
Q70 - Vital Signs At a Glance Contract Report for 573566/0002 - September 2019

Name or company name	Sandown Dental Practice
Contract type name	GDS Contract
Purpose of contract	General
Contract start date	04/01/2010
Contract end date	

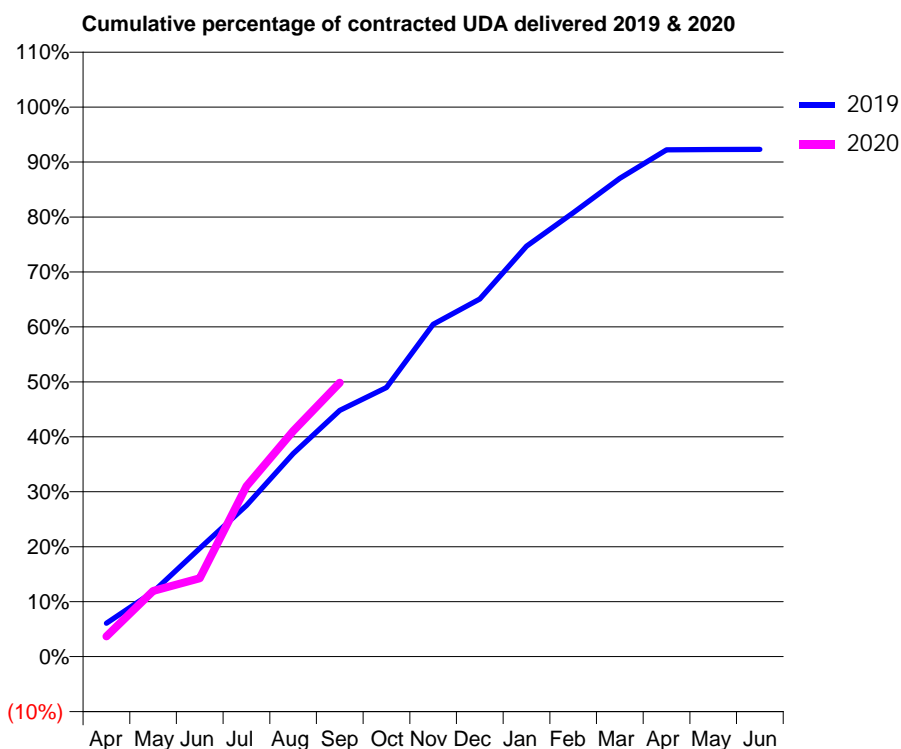
19/20 Contracted general activity (UDA)	3,506
Carry forward general activity (UDA)	0
19/20 Contracted orthodontic activity (UOA)	0
Carry forward orthodontic activity (UOA)	0
Baseline contract value	£85,624.93

ACCESS*

Patients seen in 24 months	Total	Change since previous quarter
Quarter ending September 2018	1,623	
Quarter ending December 2018	1,620	→
Quarter ending March 2019	1,636	→
Quarter ending June 2019	1,628	→
Quarter ending September 2019	1,633	→
Variance since September 2018	0.6%	→



ACTIVITY



Month	Adjusted Scheduled Activity (UDA)	
	2019	2020
April	213	130
May	413	419
June	690	500
July	964	1,087
August	1,295	1,439
September	1,571	1,748
October	1,717	
November	2,119	
December	2,281	
January	2,618	
February	2,832	
March	3,052	
April	3,232	
May	3,235	
June	3,236	

QUALITY

	Quantity	Base Number	Contract	AT	Region	England
% of FP17s for the same patient ID Re-attending within 3 months - Children	63	889	7.1%	9.3%	10.8%	11.5%
% of FP17s for the same patient ID Re-attending within 3 months - Adults	36	411	8.8%	13.7%	15.2%	15.4%
% of FP17s for the same patient ID Re-attending between 3 & 9 months - Children	612	889	68.8%	62.8%	62.2%	59.7%
% of FP17s for the same patient ID Re-attending between 3 & 9 months - Adults	205	411	49.9%	53.3%	52.9%	51.7%
% of FP17s for Band 1 Urgent Courses	41	1,182	3.5%	10.0%	9.7%	9.2%
% of FP17s Relating to Free Repair or Replacements	0	1,182	0.0%	0.6%	0.6%	0.7%
% of FP17s Relating to Continuations	0	1,182	0.0%	0.8%	0.7%	0.8%
% of Patients satisfied with the dentistry they have received	0	0	N/A	93.2%	93.6%	93.5%
% of Patients satisfied with the time they had to wait for an appointment	0	0	N/A	85.0%	86.3%	87.4%

* This is based on patients treated on this contract for their most recent course of treatment. Figures in italics indicate the base number of FP17s or Patient Questionnaire responses are less than 100. N/A is shown where the base number of responses is less than 10 during the period. % is calculated as Quantity/Base number*100

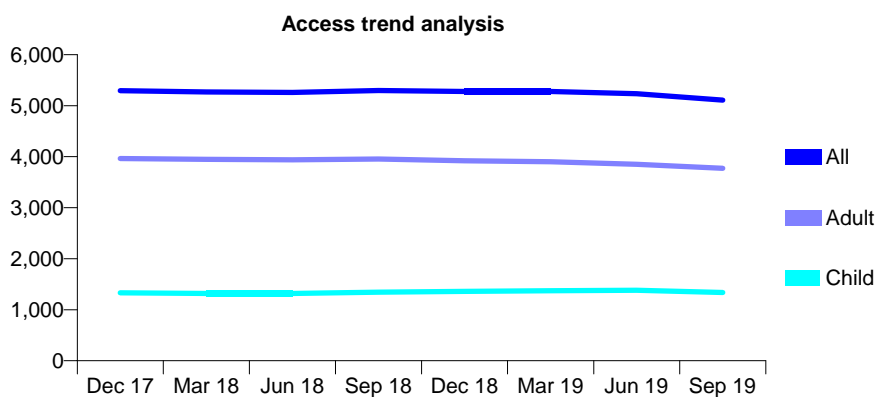
Q70 - Vital Signs At a Glance Contract Report for 574074/0001 - September 2019

Name or company name	Mr N Jones
Contract type name	GDS Contract
Purpose of contract	General and Orthodontic
Contract start date	01/04/2006
Contract end date	

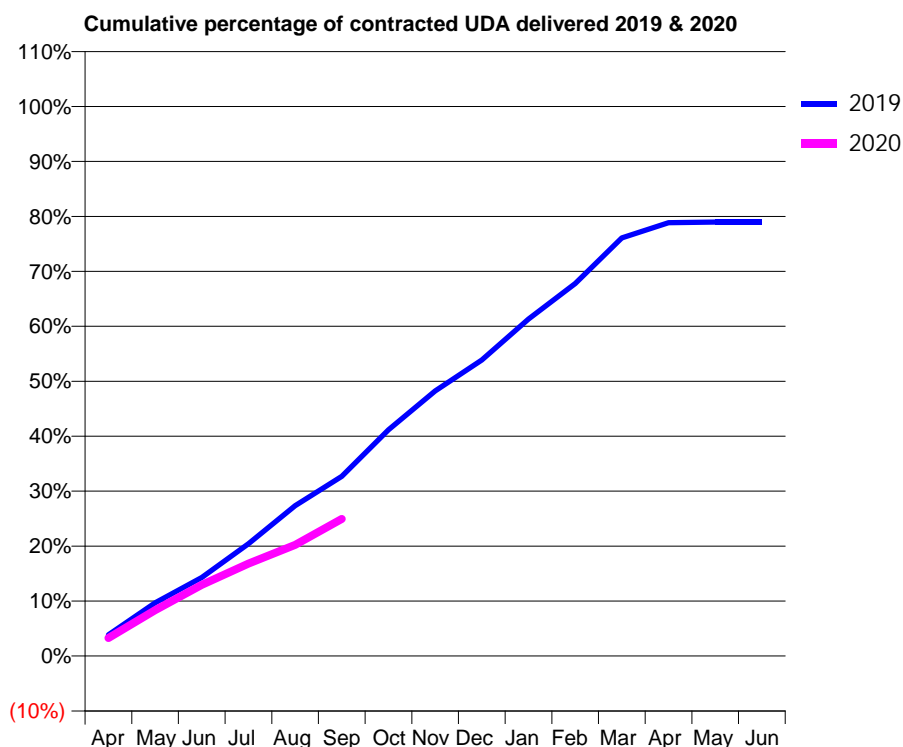
19/20 Contracted general activity (UDA)	13,816
Carry forward general activity (UDA)	0
19/20 Contracted orthodontic activity (UOA)	500
Carry forward orthodontic activity (UOA)	0
Baseline contract value	£447,841.44

ACCESS*

Patients seen in 24 months	Total	Change since previous quarter
Quarter ending September 2018	5,298	
Quarter ending December 2018	5,281	→
Quarter ending March 2019	5,276	→
Quarter ending June 2019	5,234	→
Quarter ending September 2019	5,110	↓
Variance since September 2018	(3.5%)	↓



ACTIVITY



Month	Adjusted Scheduled Activity (UDA)	
	2019	2020
April	536	455
May	1,338	1,152
June	1,974	1,787
July	2,823	2,325
August	3,782	2,794
September	4,516	3,446
October	5,689	
November	6,664	
December	7,441	
January	8,470	
February	9,365	
March	10,513	
April	10,895	
May	10,910	
June	10,910	

QUALITY

	Quantity	Base Number	Contract	AT	Region	England
% of FP17s for the same patient ID Re-attending within 3 months - Children	51	682	7.5%	9.3%	10.8%	11.5%
% of FP17s for the same patient ID Re-attending within 3 months - Adults	228	1,985	11.5%	13.7%	15.2%	15.4%
% of FP17s for the same patient ID Re-attending between 3 & 9 months - Children	385	682	56.5%	62.8%	62.2%	59.7%
% of FP17s for the same patient ID Re-attending between 3 & 9 months - Adults	1,157	1,985	58.3%	53.3%	52.9%	51.7%
% of FP17s for Band 1 Urgent Courses	79	1,969	4.0%	10.0%	9.7%	9.2%
% of FP17s Relating to Free Repair or Replacements	26	1,969	1.3%	0.6%	0.6%	0.7%
% of FP17s Relating to Continuations	23	1,969	1.2%	0.8%	0.7%	0.8%
% of Patients satisfied with the dentistry they have received	2	2	N/A	93.2%	93.6%	93.5%
% of Patients satisfied with the time they had to wait for an appointment	2	2	N/A	85.0%	86.3%	87.4%

* This is based on patients treated on this contract for their most recent course of treatment. Figures in italics indicate the base number of FP17s or Patient Questionnaire responses are less than 100. N/A is shown where the base number of responses is less than 10 during the period. % is calculated as Quantity/Base number*100

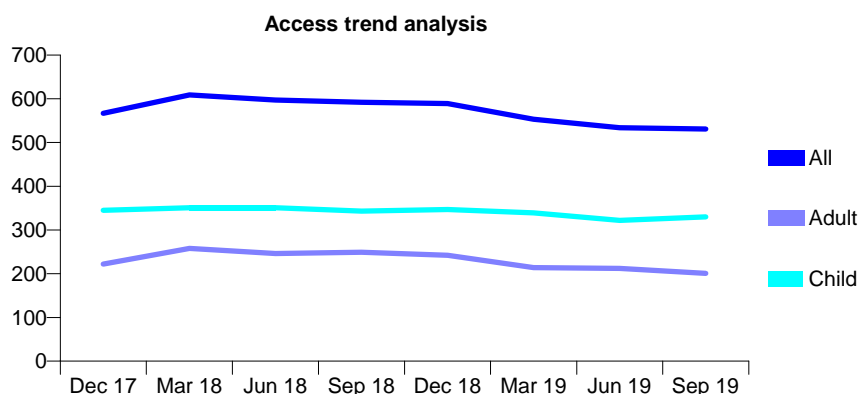
Q70 - Vital Signs At a Glance Contract Report for 574937/0001 - September 2019

Name or company name	Teeth-on-the-Heath
Contract type name	GDS Contract
Purpose of contract	General
Contract start date	01/04/2006
Contract end date	

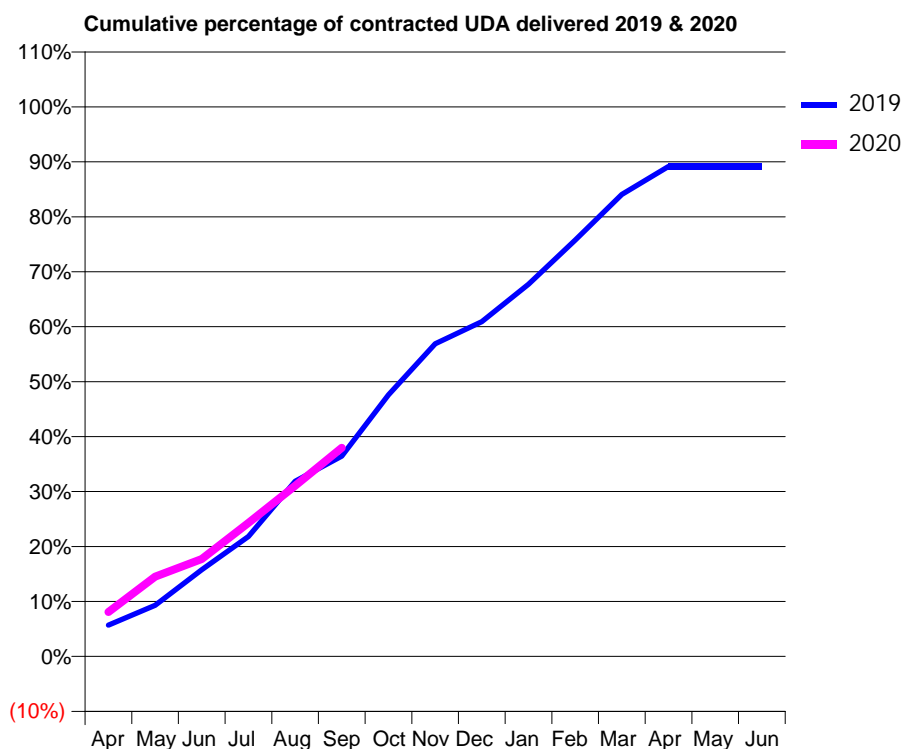
19/20 Contracted general activity (UDA)	1,331
Carry forward general activity (UDA)	0
19/20 Contracted orthodontic activity (UOA)	0
Carry forward orthodontic activity (UOA)	0
Baseline contract value	£37,204.30

ACCESS*

Patients seen in 24 months	Total	Change since previous quarter
Quarter ending September 2018	592	
Quarter ending December 2018	589	→
Quarter ending March 2019	553	↓
Quarter ending June 2019	534	↓
Quarter ending September 2019	531	→
Variance since September 2018	(10.3%)	↓



ACTIVITY



Month	Adjusted Scheduled Activity (UDA)	
	2019	2020
April	76	108
May	124	193
June	210	236
July	291	324
August	424	413
September	485	505
October	634	
November	757	
December	811	
January	901	
February	1,008	
March	1,119	
April	1,187	
May	1,187	
June	1,187	

QUALITY

	Quantity	Base Number	Contract	AT	Region	England
% of FP17s for the same patient ID Re-attending within 3 months - Children	23	273	8.4%	9.3%	10.8%	11.5%
% of FP17s for the same patient ID Re-attending within 3 months - Adults	12	109	11.0%	13.7%	15.2%	15.4%
% of FP17s for the same patient ID Re-attending between 3 & 9 months - Children	190	273	69.6%	62.8%	62.2%	59.7%
% of FP17s for the same patient ID Re-attending between 3 & 9 months - Adults	47	109	43.1%	53.3%	52.9%	51.7%
% of FP17s for Band 1 Urgent Courses	31	340	9.1%	10.0%	9.7%	9.2%
% of FP17s Relating to Free Repair or Replacements	0	340	0.0%	0.6%	0.6%	0.7%
% of FP17s Relating to Continuations	0	340	0.0%	0.8%	0.7%	0.8%
% of Patients satisfied with the dentistry they have received	0	0	N/A	93.2%	93.6%	93.5%
% of Patients satisfied with the time they had to wait for an appointment	0	0	N/A	85.0%	86.3%	87.4%

* This is based on patients treated on this contract for their most recent course of treatment. Figures in italics indicate the base number of FP17s or Patient Questionnaire responses are less than 100. N/A is shown where the base number of responses is less than 10 during the period. % is calculated as Quantity/Base number*100

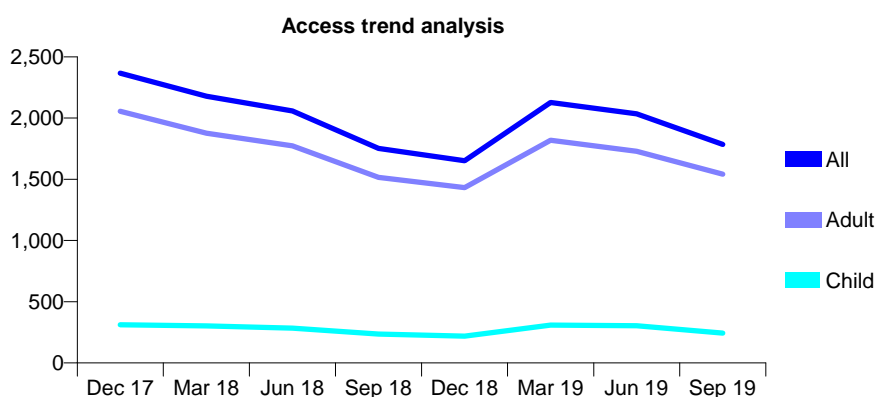
Q70 - Vital Signs At a Glance Contract Report for 626228/0001 - September 2019

Name or company name	CP Dental
Contract type name	GDS Contract
Purpose of contract	General
Contract start date	01/04/2006
Contract end date	

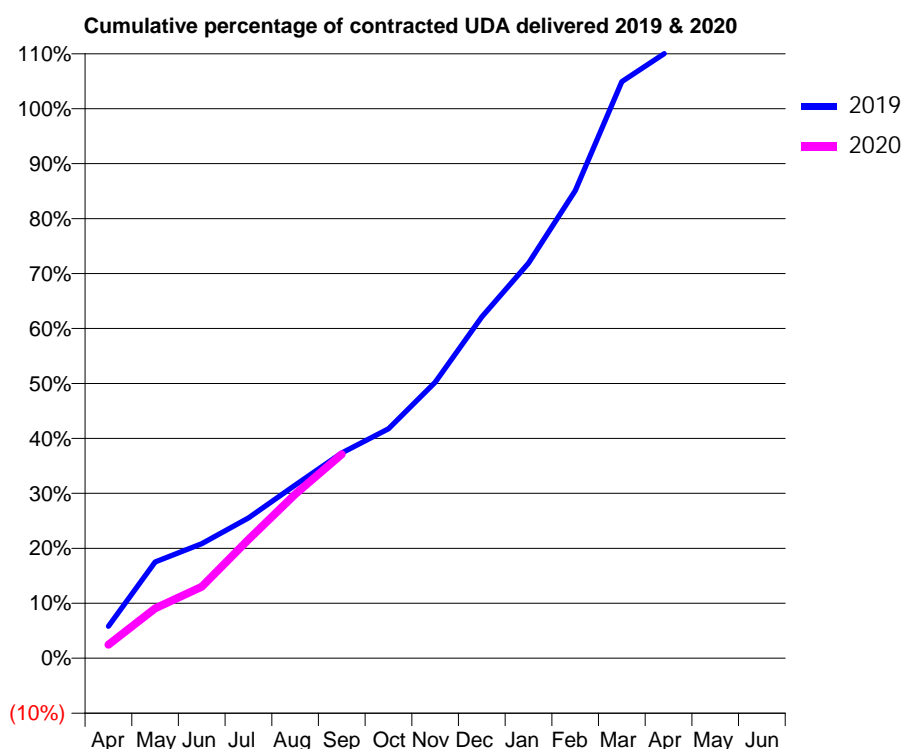
19/20 Contracted general activity (UDA)	7,275
Carry forward general activity (UDA)	0
19/20 Contracted orthodontic activity (UOA)	0
Carry forward orthodontic activity (UOA)	0
Baseline contract value	£177,312.10

ACCESS*

Patients seen in 24 months	Total	Change since previous quarter
Quarter ending September 2018	1,752	
Quarter ending December 2018	1,652	↓
Quarter ending March 2019	2,128	↑
Quarter ending June 2019	2,034	↓
Quarter ending September 2019	1,785	↓
Variance since September 2018	1.9%	→



ACTIVITY



Month	2019	2020
April	423	179
May	1,274	659
June	1,516	946
July	1,857	1,572
August	2,291	2,171
September	2,718	2,700
October	3,038	
November	3,654	
December	4,518	
January	5,230	
February	6,189	
March	7,633	
April	8,040	
May	8,041	
June	8,041	

QUALITY

	Quantity	Base Number	Contract	AT	Region	England
% of FP17s for the same patient ID Re-attending within 3 months - Children	10	202	5.0%	9.3%	10.8%	11.5%
% of FP17s for the same patient ID Re-attending within 3 months - Adults	166	1,291	12.9%	13.7%	15.2%	15.4%
% of FP17s for the same patient ID Re-attending between 3 & 9 months - Children	117	202	57.9%	62.8%	62.2%	59.7%
% of FP17s for the same patient ID Re-attending between 3 & 9 months - Adults	782	1,291	60.6%	53.3%	52.9%	51.7%
% of FP17s for Band 1 Urgent Courses	69	1,353	5.1%	10.0%	9.7%	9.2%
% of FP17s Relating to Free Repair or Replacements	56	1,353	4.1%	0.6%	0.6%	0.7%
% of FP17s Relating to Continuations	5	1,353	0.4%	0.8%	0.7%	0.8%
% of Patients satisfied with the dentistry they have received	2	2	N/A	93.2%	93.6%	93.5%
% of Patients satisfied with the time they had to wait for an appointment	1	2	N/A	85.0%	86.3%	87.4%

* This is based on patients treated on this contract for their most recent course of treatment.

Figures in italics indicate the base number of FP17s or Patient Questionnaire responses are less than 100. N/A is shown where the base number of responses is less than 10 during the period. % is calculated as Quantity/Base number*100

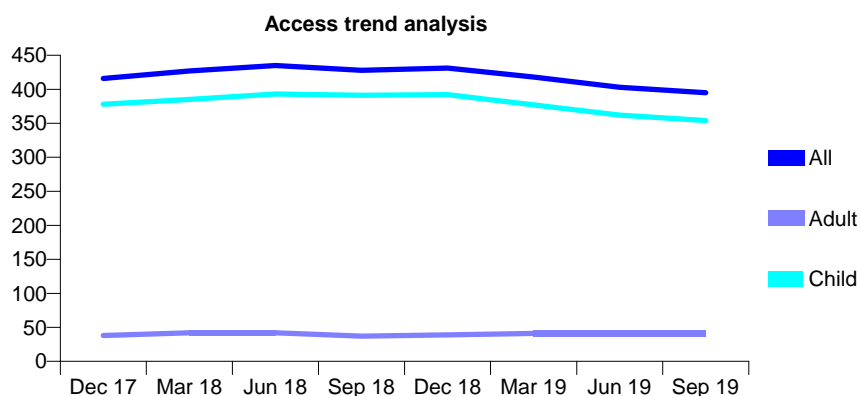
Q70 - Vital Signs At a Glance Contract Report for 635901/0001 - September 2019

Name or company name	Oakley Road Dental Practice
Contract type name	GDS Contract
Purpose of contract	General
Contract start date	01/04/2006
Contract end date	

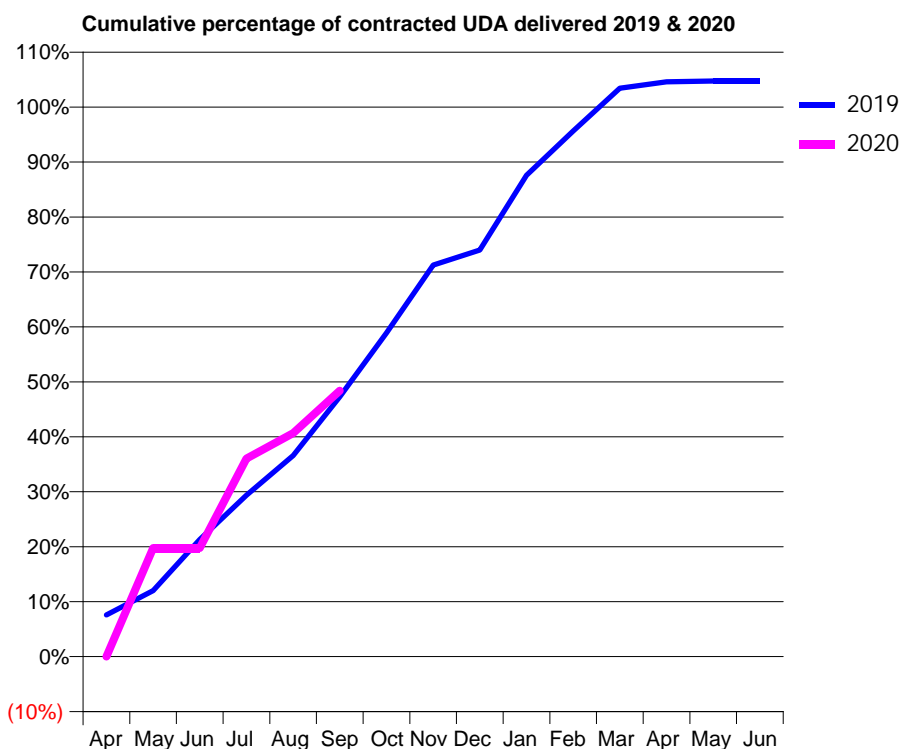
19/20 Contracted general activity (UDA)	700
Carry forward general activity (UDA)	0
19/20 Contracted orthodontic activity (UOA)	0
Carry forward orthodontic activity (UOA)	0
Baseline contract value	£16,831.84

ACCESS*

Patients seen in 24 months	Total	Change since previous quarter
Quarter ending September 2018	428	
Quarter ending December 2018	431	→
Quarter ending March 2019	418	↓
Quarter ending June 2019	403	↓
Quarter ending September 2019	395	↓
Variance since September 2018	(7.7%)	↓



ACTIVITY



Month	Adjusted Scheduled Activity (UDA)	
	2019	2020
April	53	0
May	84	138
June	149	138
July	206	252
August	256	285
September	331	339
October	412	
November	499	
December	518	
January	613	
February	670	
March	724	
April	732	
May	733	
June	733	

QUALITY

	Quantity	Base Number	Contract	AT	Region	England
% of FP17s for the same patient ID Re-attending within 3 months - Children	12	271	4.4%	9.3%	10.8%	11.5%
% of FP17s for the same patient ID Re-attending within 3 months - Adults	0	0	N/A	13.7%	15.2%	15.4%
% of FP17s for the same patient ID Re-attending between 3 & 9 months - Children	206	271	76.0%	62.8%	62.2%	59.7%
% of FP17s for the same patient ID Re-attending between 3 & 9 months - Adults	0	0	N/A	53.3%	52.9%	51.7%
% of FP17s for Band 1 Urgent Courses	4	256	1.6%	10.0%	9.7%	9.2%
% of FP17s Relating to Free Repair or Replacements	0	256	0.0%	0.6%	0.6%	0.7%
% of FP17s Relating to Continuations	0	256	0.0%	0.8%	0.7%	0.8%
% of Patients satisfied with the dentistry they have received	0	0	N/A	93.2%	93.6%	93.5%
% of Patients satisfied with the time they had to wait for an appointment	0	0	N/A	85.0%	86.3%	87.4%

* This is based on patients treated on this contract for their most recent course of treatment. Figures in italics indicate the base number of FP17s or Patient Questionnaire responses are less than 100. N/A is shown where the base number of responses is less than 10 during the period. % is calculated as Quantity/Base number*100

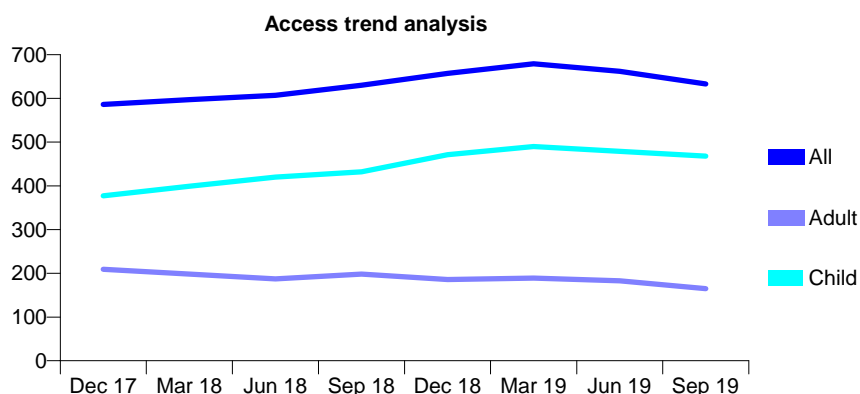
Q70 - Vital Signs At a Glance Contract Report for 636150/0001 - September 2019

Name or company name	MR JF KAVANAGH
Contract type name	GDS Contract
Purpose of contract	General
Contract start date	01/04/2006
Contract end date	

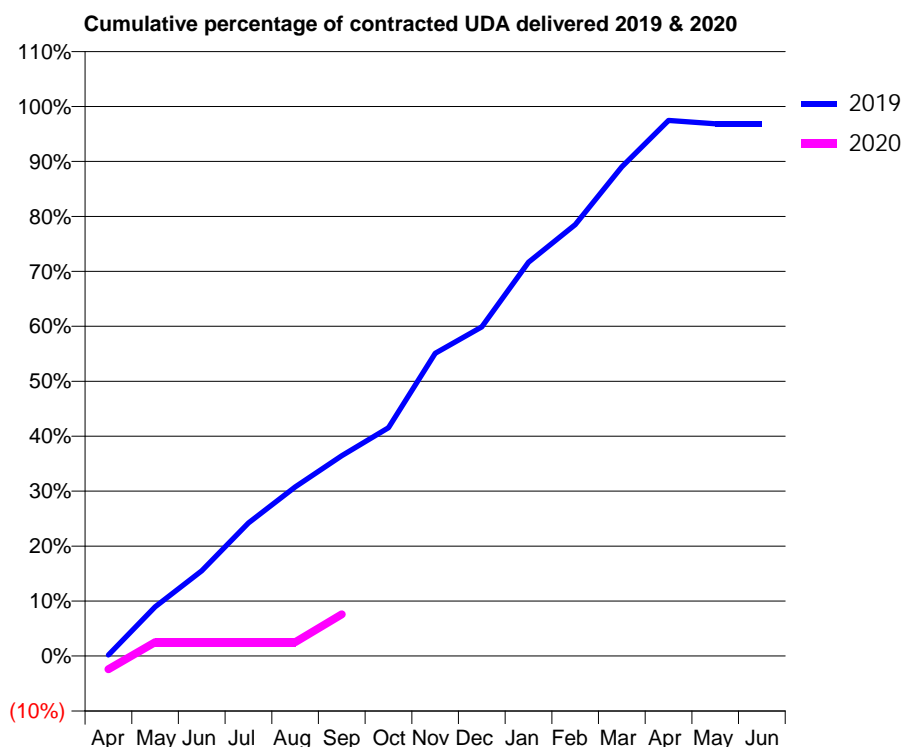
19/20 Contracted general activity (UDA)	1,160
Carry forward general activity (UDA)	36
19/20 Contracted orthodontic activity (UOA)	0
Carry forward orthodontic activity (UOA)	0
Baseline contract value	£25,620.46

ACCESS*

Patients seen in 24 months	Total	Change since previous quarter
Quarter ending September 2018	630	
Quarter ending December 2018	657	↑
Quarter ending March 2019	679	↑
Quarter ending June 2019	662	↓
Quarter ending September 2019	633	↓
Variance since September 2018	0.5%	→



ACTIVITY



Month	Adjusted Scheduled Activity (UDA)	
	2019	2020
April	2	-28
May	104	29
June	180	29
July	281	29
August	357	29
September	423	88
October	482	
November	639	
December	695	
January	831	
February	910	
March	1,032	
April	1,130	
May	1,123	
June	1,123	

QUALITY

	Quantity	Base Number	Contract	AT	Region	England
% of FP17s for the same patient ID Re-attending within 3 months - Children	16	134	11.9%	9.3%	10.8%	11.5%
% of FP17s for the same patient ID Re-attending within 3 months - Adults	3	31	9.7%	13.7%	15.2%	15.4%
% of FP17s for the same patient ID Re-attending between 3 & 9 months - Children	71	134	53.0%	62.8%	62.2%	59.7%
% of FP17s for the same patient ID Re-attending between 3 & 9 months - Adults	21	31	67.7%	53.3%	52.9%	51.7%
% of FP17s for Band 1 Urgent Courses	0	100	0.0%	10.0%	9.7%	9.2%
% of FP17s Relating to Free Repair or Replacements	0	100	0.0%	0.6%	0.6%	0.7%
% of FP17s Relating to Continuations	0	100	0.0%	0.8%	0.7%	0.8%
% of Patients satisfied with the dentistry they have received	0	0	N/A	93.2%	93.6%	93.5%
% of Patients satisfied with the time they had to wait for an appointment	0	0	N/A	85.0%	86.3%	87.4%

* This is based on patients treated on this contract for their most recent course of treatment. Figures in italics indicate the base number of FP17s or Patient Questionnaire responses are less than 100. N/A is shown where the base number of responses is less than 10 during the period. % is calculated as Quantity/Base number*100

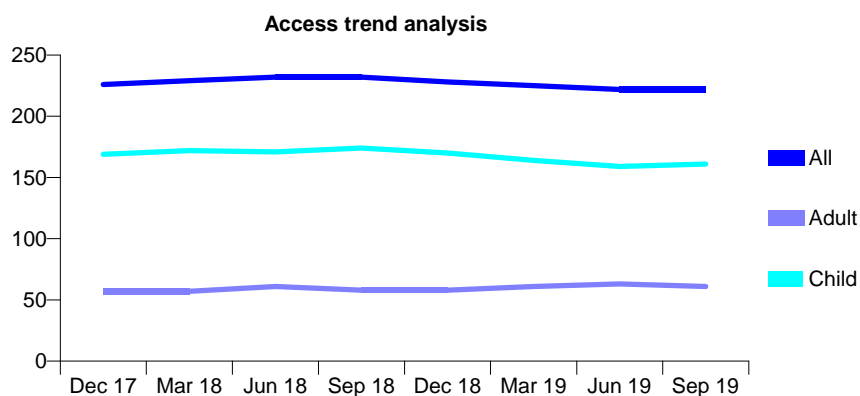
Q70 - Vital Signs At a Glance Contract Report for 643106/0001 - September 2019

Name or company name	MR AR PRYNNE
Contract type name	GDS Contract
Purpose of contract	General
Contract start date	01/04/2006
Contract end date	

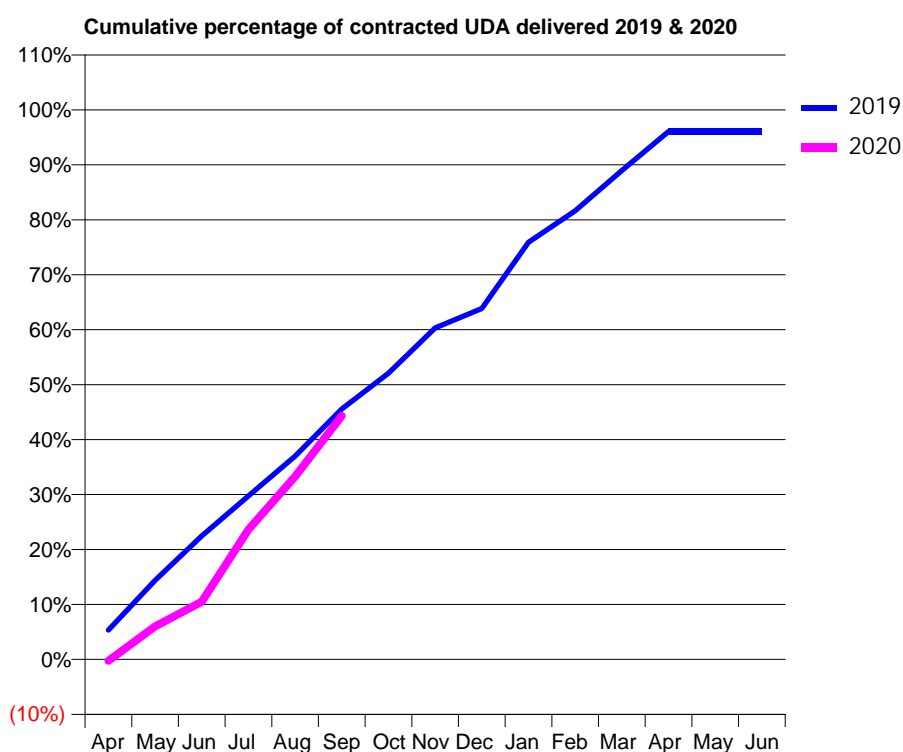
19/20 Contracted general activity (UDA)	400
Carry forward general activity (UDA)	15
19/20 Contracted orthodontic activity (UOA)	0
Carry forward orthodontic activity (UOA)	0
Baseline contract value	£10,435.02

ACCESS*

Patients seen in 24 months	Total	Change since previous quarter
Quarter ending September 2018	232	
Quarter ending December 2018	228	↓
Quarter ending March 2019	225	↓
Quarter ending June 2019	222	↓
Quarter ending September 2019	222	→
Variance since September 2018	(4.3%)	↓



ACTIVITY



Month	Adjusted Scheduled Activity (UDA)	
	2019	2020
April	21	-1
May	58	24
June	90	42
July	119	95
August	148	133
September	182	177
October	208	
November	241	
December	255	
January	304	
February	327	
March	356	
April	384	
May	384	
June	384	

QUALITY

	Quantity	Base Number	Contract	AT	Region	England
% of FP17s for the same patient ID Re-attending within 3 months - Children	14	147	9.5%	9.3%	10.8%	11.5%
% of FP17s for the same patient ID Re-attending within 3 months - Adults	1	29	3.4%	13.7%	15.2%	15.4%
% of FP17s for the same patient ID Re-attending between 3 & 9 months - Children	96	147	65.3%	62.8%	62.2%	59.7%
% of FP17s for the same patient ID Re-attending between 3 & 9 months - Adults	9	29	31.0%	53.3%	52.9%	51.7%
% of FP17s for Band 1 Urgent Courses	6	158	3.8%	10.0%	9.7%	9.2%
% of FP17s Relating to Free Repair or Replacements	0	158	0.0%	0.6%	0.6%	0.7%
% of FP17s Relating to Continuations	4	158	2.5%	0.8%	0.7%	0.8%
% of Patients satisfied with the dentistry they have received	0	0	N/A	93.2%	93.6%	93.5%
% of Patients satisfied with the time they had to wait for an appointment	0	0	N/A	85.0%	86.3%	87.4%

* This is based on patients treated on this contract for their most recent course of treatment. Figures in italics indicate the base number of FP17s or Patient Questionnaire responses are less than 100. N/A is shown where the base number of responses is less than 10 during the period. % is calculated as Quantity/Base number*100

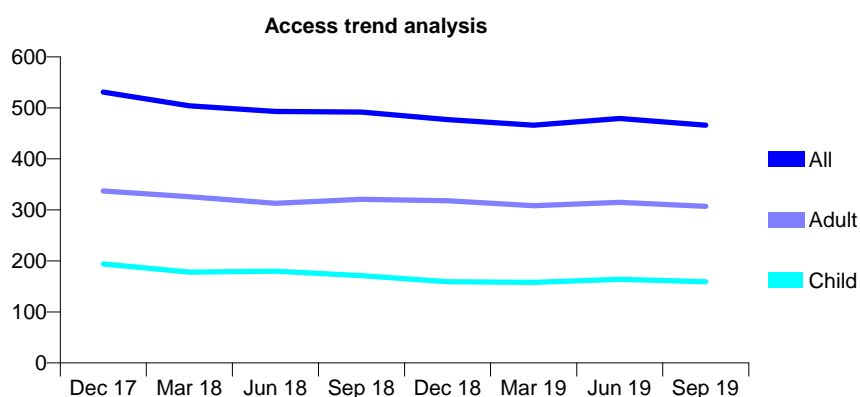
Q70 - Vital Signs At a Glance Contract Report for 648353/0001 - September 2019

Name or company name	MR MR RICHARDS
Contract type name	GDS Contract
Purpose of contract	General
Contract start date	01/04/2006
Contract end date	

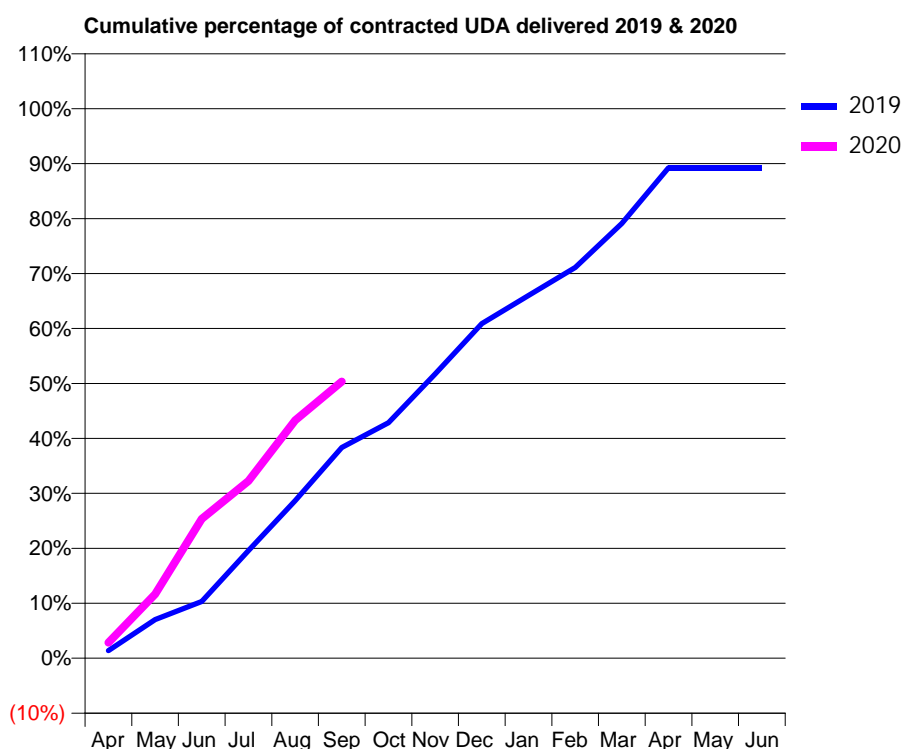
19/20 Contracted general activity (UDA)	1,650
Carry forward general activity (UDA)	0
19/20 Contracted orthodontic activity (UOA)	0
Carry forward orthodontic activity (UOA)	0
Baseline contract value	£41,774.04

ACCESS*

Patients seen in 24 months	Total	Change since previous quarter
Quarter ending September 2018	492	
Quarter ending December 2018	477	↓
Quarter ending March 2019	466	↓
Quarter ending June 2019	479	↑
Quarter ending September 2019	466	↓
Variance since September 2018	(5.3%)	↓



ACTIVITY



Month	2019	2020
April	28	47
May	141	192
June	206	418
July	392	532
August	573	714
September	767	831
October	857	
November	1,035	
December	1,218	
January	1,320	
February	1,422	
March	1,583	
April	1,785	
May	1,785	
June	1,785	

QUALITY

	Quantity	Base Number	Contract	AT	Region	England
% of FP17s for the same patient ID Re-attending within 3 months - Children	2	100	2.0%	9.3%	10.8%	11.5%
% of FP17s for the same patient ID Re-attending within 3 months - Adults	19	185	10.3%	13.7%	15.2%	15.4%
% of FP17s for the same patient ID Re-attending between 3 & 9 months - Children	41	100	41.0%	62.8%	62.2%	59.7%
% of FP17s for the same patient ID Re-attending between 3 & 9 months - Adults	84	185	45.4%	53.3%	52.9%	51.7%
% of FP17s for Band 1 Urgent Courses	3	252	1.2%	10.0%	9.7%	9.2%
% of FP17s Relating to Free Repair or Replacements	0	252	0.0%	0.6%	0.6%	0.7%
% of FP17s Relating to Continuations	1	252	0.4%	0.8%	0.7%	0.8%
% of Patients satisfied with the dentistry they have received	0	0	N/A	93.2%	93.6%	93.5%
% of Patients satisfied with the time they had to wait for an appointment	0	0	N/A	85.0%	86.3%	87.4%

* This is based on patients treated on this contract for their most recent course of treatment.

Figures in italics indicate the base number of FP17s or Patient Questionnaire responses are less than 100. N/A is shown where the base number of responses is less than 10 during the period. % is calculated as Quantity/Base number*100

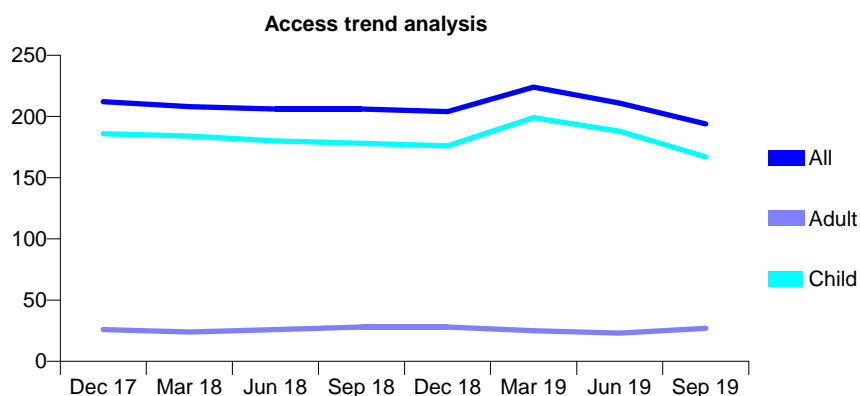
Q70 - Vital Signs At a Glance Contract Report for 648515/0002 - September 2019

Name or company name	MR GJ QUIGLEY
Contract type name	GDS Contract
Purpose of contract	General
Contract start date	21/04/2008
Contract end date	

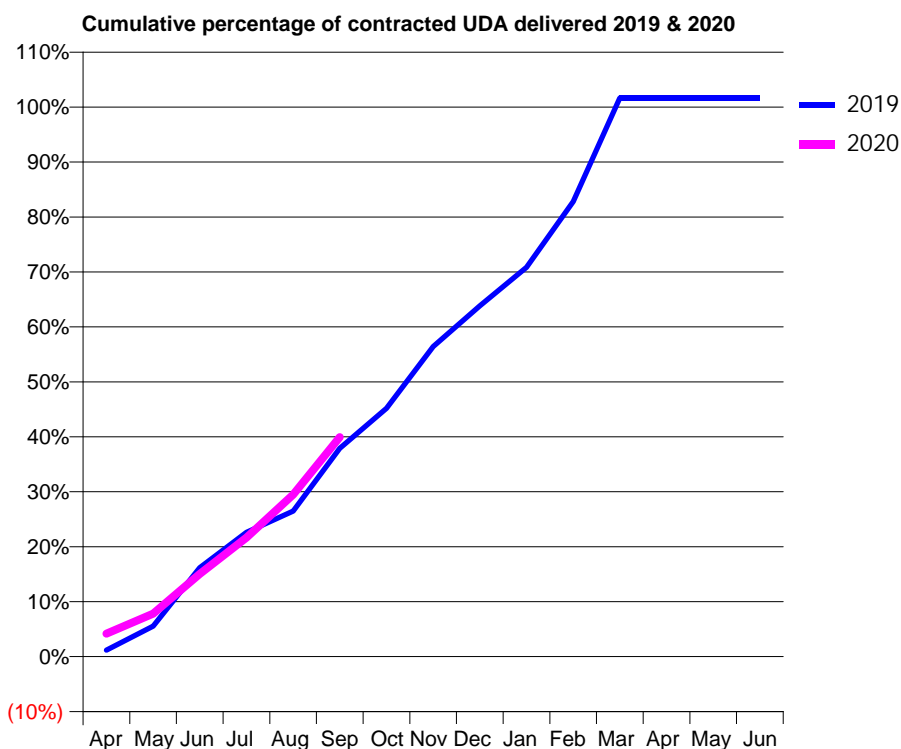
19/20 Contracted general activity (UDA)	527
Carry forward general activity (UDA)	0
19/20 Contracted orthodontic activity (UOA)	0
Carry forward orthodontic activity (UOA)	0
Baseline contract value	£12,883.77

ACCESS*

Patients seen in 24 months	Total	Change since previous quarter
Quarter ending September 2018	206	
Quarter ending December 2018	204	→
Quarter ending March 2019	224	↑
Quarter ending June 2019	211	↓
Quarter ending September 2019	194	↓
Variance since September 2018	(5.8%)	↓



ACTIVITY



Month	Adjusted Scheduled Activity (UDA)	
	2019	2020
April	6	22
May	29	41
June	85	79
July	119	114
August	140	155
September	200	211
October	238	
November	297	
December	336	
January	373	
February	436	
March	536	
April	536	
May	536	
June	536	

QUALITY

	Quantity	Base Number	Contract	AT	Region	England
% of FP17s for the same patient ID Re-attending within 3 months - Children	3	150	2.0%	9.3%	10.8%	11.5%
% of FP17s for the same patient ID Re-attending within 3 months - Adults	0	0	N/A	13.7%	15.2%	15.4%
% of FP17s for the same patient ID Re-attending between 3 & 9 months - Children	123	150	82.0%	62.8%	62.2%	59.7%
% of FP17s for the same patient ID Re-attending between 3 & 9 months - Adults	0	0	N/A	53.3%	52.9%	51.7%
% of FP17s for Band 1 Urgent Courses	3	150	2.0%	10.0%	9.7%	9.2%
% of FP17s Relating to Free Repair or Replacements	0	150	0.0%	0.6%	0.6%	0.7%
% of FP17s Relating to Continuations	0	150	0.0%	0.8%	0.7%	0.8%
% of Patients satisfied with the dentistry they have received	1	1	N/A	93.2%	93.6%	93.5%
% of Patients satisfied with the time they had to wait for an appointment	1	1	N/A	85.0%	86.3%	87.4%

* This is based on patients treated on this contract for their most recent course of treatment. Figures in italics indicate the base number of FP17s or Patient Questionnaire responses are less than 100. N/A is shown where the base number of responses is less than 10 during the period. % is calculated as Quantity/Base number*100

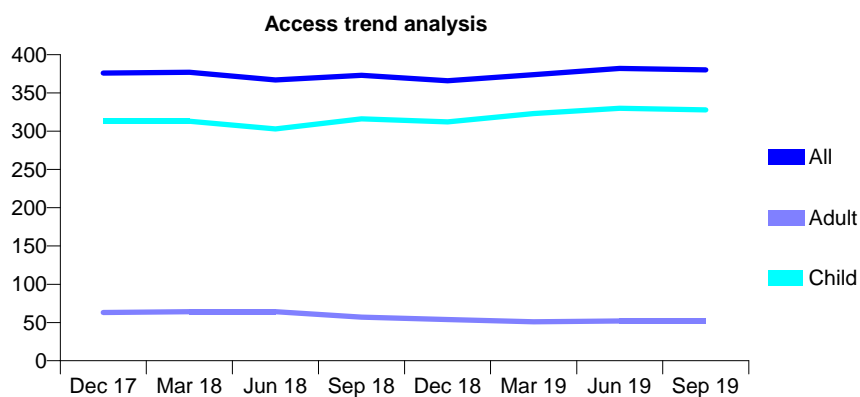
Q70 - Vital Signs At a Glance Contract Report for 649619/0001 - September 2019

Name or company name	Walford Mill Dental Care Ltd
Contract type name	GDS Contract
Purpose of contract	General
Contract start date	01/04/2006
Contract end date	

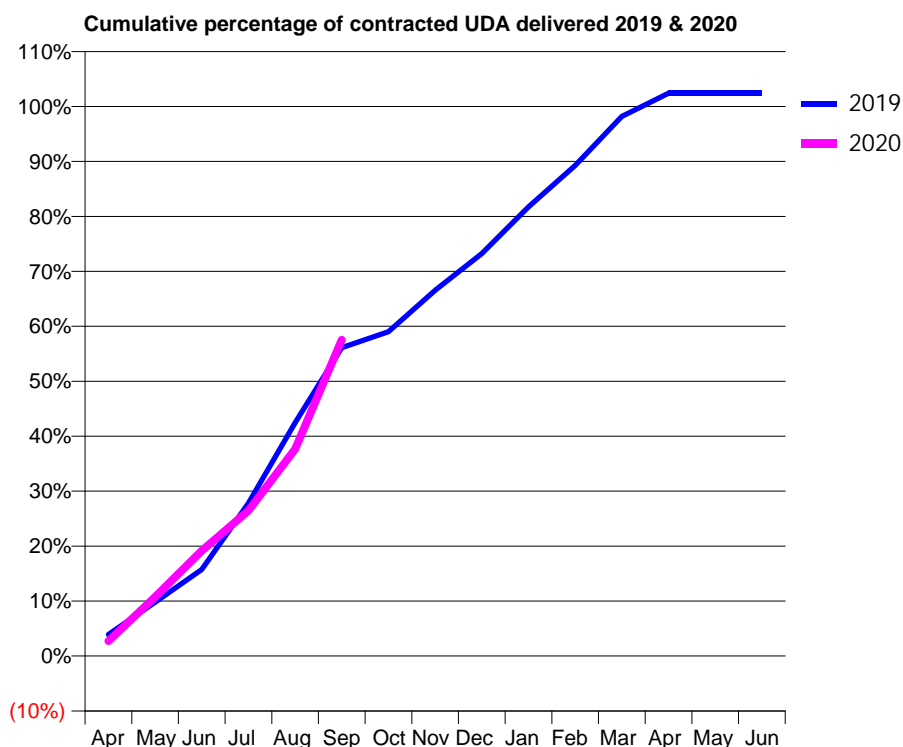
19/20 Contracted general activity (UDA)	662
Carry forward general activity (UDA)	0
19/20 Contracted orthodontic activity (UOA)	0
Carry forward orthodontic activity (UOA)	0
Baseline contract value	£17,114.25

ACCESS*

Patients seen in 24 months	Total	Change since previous quarter
Quarter ending September 2018	373	
Quarter ending December 2018	366	↓
Quarter ending March 2019	374	↑
Quarter ending June 2019	382	↑
Quarter ending September 2019	380	→
Variance since September 2018	1.9%	→



ACTIVITY



Month	Adjusted Scheduled Activity (UDA)	
	2019	2020
April	26	18
May	65	71
June	104	127
July	184	175
August	281	249
September	371	381
October	391	
November	441	
December	485	
January	541	
February	591	
March	650	
April	678	
May	678	
June	678	

QUALITY

	Quantity	Base Number	Contract	AT	Region	England
% of FP17s for the same patient ID Re-attending within 3 months - Children	18	277	6.5%	9.3%	10.8%	11.5%
% of FP17s for the same patient ID Re-attending within 3 months - Adults	0	13	0.0%	13.7%	15.2%	15.4%
% of FP17s for the same patient ID Re-attending between 3 & 9 months - Children	139	277	50.2%	62.8%	62.2%	59.7%
% of FP17s for the same patient ID Re-attending between 3 & 9 months - Adults	10	13	76.9%	53.3%	52.9%	51.7%
% of FP17s for Band 1 Urgent Courses	9	273	3.3%	10.0%	9.7%	9.2%
% of FP17s Relating to Free Repair or Replacements	0	273	0.0%	0.6%	0.6%	0.7%
% of FP17s Relating to Continuations	0	273	0.0%	0.8%	0.7%	0.8%
% of Patients satisfied with the dentistry they have received	0	0	N/A	93.2%	93.6%	93.5%
% of Patients satisfied with the time they had to wait for an appointment	0	0	N/A	85.0%	86.3%	87.4%

* This is based on patients treated on this contract for their most recent course of treatment. Figures in italics indicate the base number of FP17s or Patient Questionnaire responses are less than 100. N/A is shown where the base number of responses is less than 10 during the period. % is calculated as Quantity/Base number*100

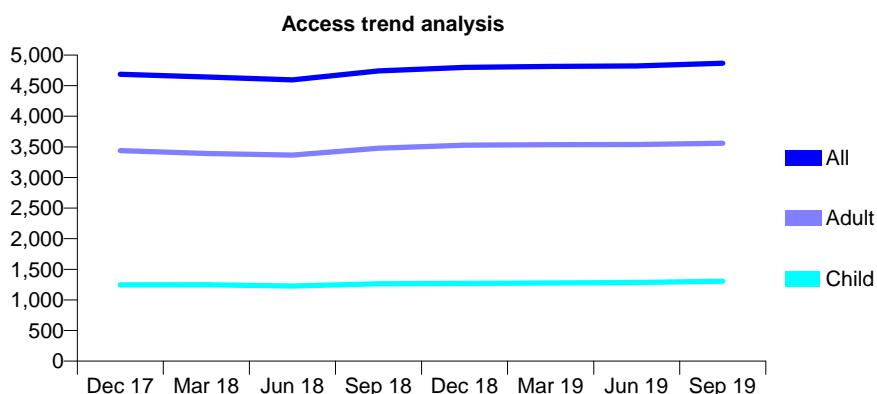
Q70 - Vital Signs At a Glance Contract Report for 650552/0001 - September 2019

Name or company name	Verne Dental Centre
Contract type name	GDS Contract
Purpose of contract	General
Contract start date	01/04/2006
Contract end date	

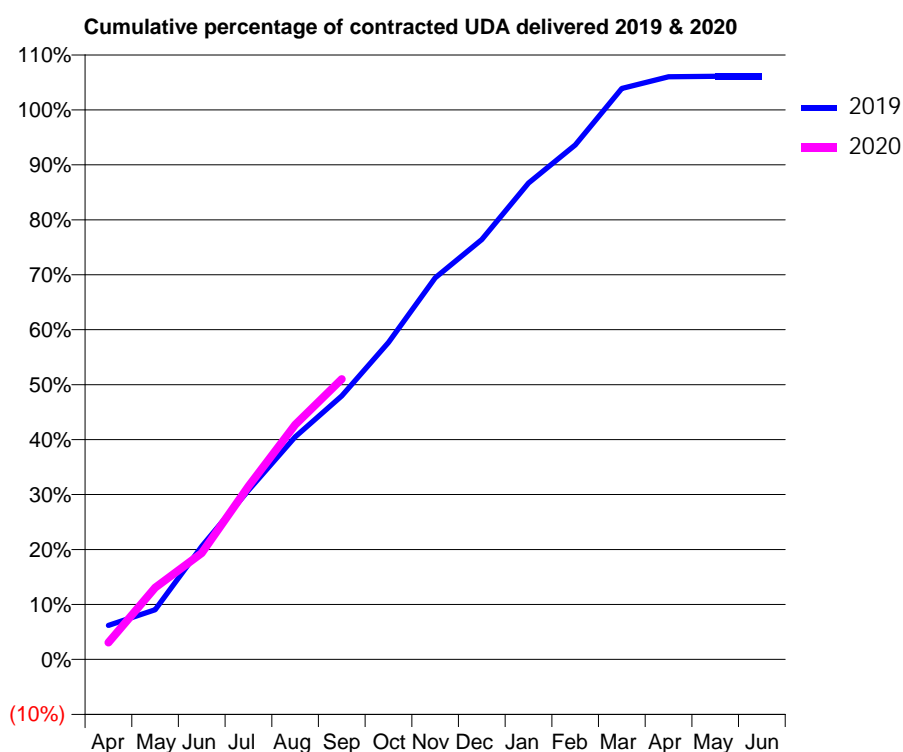
19/20 Contracted general activity (UDA)	11,069
Carry forward general activity (UDA)	0
19/20 Contracted orthodontic activity (UOA)	0
Carry forward orthodontic activity (UOA)	0
Baseline contract value	£314,744.38

ACCESS*

Patients seen in 24 months	Total	Change since previous quarter
Quarter ending September 2018	4,742	
Quarter ending December 2018	4,798	→
Quarter ending March 2019	4,814	→
Quarter ending June 2019	4,823	→
Quarter ending September 2019	4,865	→
Variance since September 2018	2.6%	↑



ACTIVITY



Month	2019	2020
April	687	339
May	1,000	1,447
June	2,277	2,143
July	3,406	3,489
August	4,481	4,728
September	5,307	5,644
October	6,384	
November	7,686	
December	8,457	
January	9,594	
February	10,362	
March	11,502	
April	11,733	
May	11,745	
June	11,745	

QUALITY

	Quantity	Base Number	Contract	AT	Region	England
% of FP17s for the same patient ID Re-attending within 3 months - Children	63	979	6.4%	9.3%	10.8%	11.5%
% of FP17s for the same patient ID Re-attending within 3 months - Adults	369	2,437	15.1%	13.7%	15.2%	15.4%
% of FP17s for the same patient ID Re-attending between 3 & 9 months - Children	594	979	60.7%	62.8%	62.2%	59.7%
% of FP17s for the same patient ID Re-attending between 3 & 9 months - Adults	1,257	2,437	51.6%	53.3%	52.9%	51.7%
% of FP17s for Band 1 Urgent Courses	286	3,237	8.8%	10.0%	9.7%	9.2%
% of FP17s Relating to Free Repair or Replacements	34	3,237	1.1%	0.6%	0.6%	0.7%
% of FP17s Relating to Continuations	64	3,237	2.0%	0.8%	0.7%	0.8%
% of Patients satisfied with the dentistry they have received	4	4	N/A	93.2%	93.6%	93.5%
% of Patients satisfied with the time they had to wait for an appointment	4	4	N/A	85.0%	86.3%	87.4%

* This is based on patients treated on this contract for their most recent course of treatment. Figures in italics indicate the base number of FP17s or Patient Questionnaire responses are less than 100. N/A is shown where the base number of responses is less than 10 during the period. % is calculated as Quantity/Base number*100

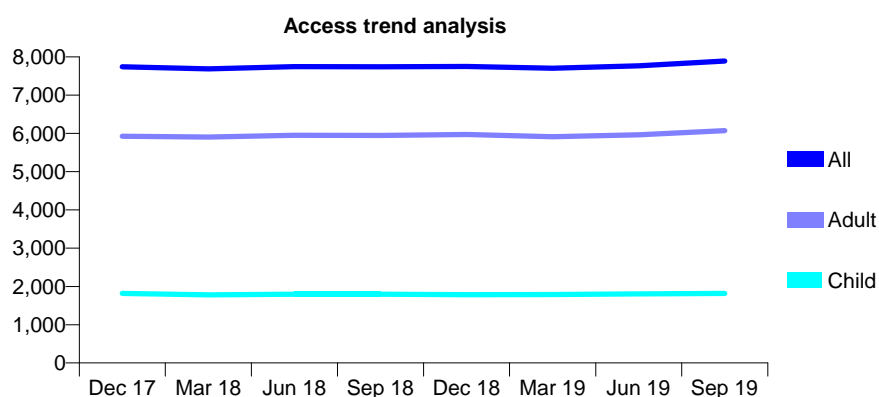
Q70 - Vital Signs At a Glance Contract Report for 651206/0001 - September 2019

Name or company name	MRS HC CADDICK
Contract type name	GDS Contract
Purpose of contract	General
Contract start date	01/04/2006
Contract end date	

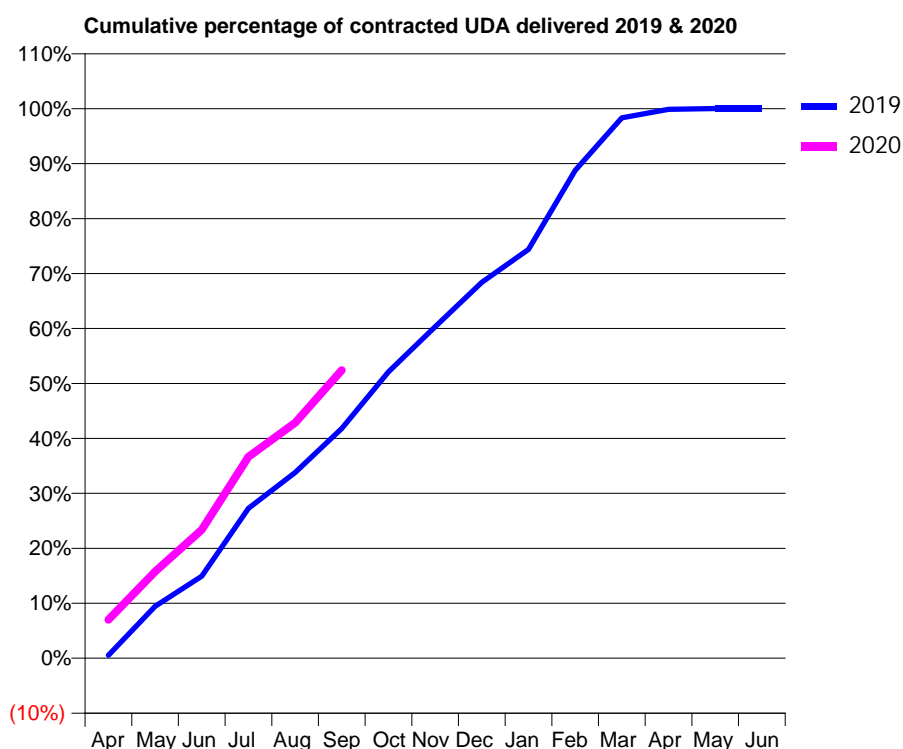
19/20 Contracted general activity (UDA)	23,601
Carry forward general activity (UDA)	0
19/20 Contracted orthodontic activity (UOA)	0
Carry forward orthodontic activity (UOA)	0
Baseline contract value	£679,296.63

ACCESS*

Patients seen in 24 months	Total	Change since previous quarter
Quarter ending September 2018	7,741	
Quarter ending December 2018	7,751	→
Quarter ending March 2019	7,703	→
Quarter ending June 2019	7,765	→
Quarter ending September 2019	7,891	→
Variance since September 2018	1.9%	→



ACTIVITY



Month	2019	2020
April	130	1,654
May	2,228	3,719
June	3,526	5,517
July	6,441	8,652
August	7,977	10,109
September	9,864	12,370
October	12,298	
November	14,232	
December	16,140	
January	17,558	
February	20,956	
March	23,204	
April	23,572	
May	23,602	
June	23,606	

QUALITY

	Quantity	Base Number	Contract	AT	Region	England
% of FP17s for the same patient ID Re-attending within 3 months - Children	79	1,409	5.6%	9.3%	10.8%	11.5%
% of FP17s for the same patient ID Re-attending within 3 months - Adults	580	4,448	13.0%	13.7%	15.2%	15.4%
% of FP17s for the same patient ID Re-attending between 3 & 9 months - Children	888	1,409	63.0%	62.8%	62.2%	59.7%
% of FP17s for the same patient ID Re-attending between 3 & 9 months - Adults	2,558	4,448	57.5%	53.3%	52.9%	51.7%
% of FP17s for Band 1 Urgent Courses	318	5,135	6.2%	10.0%	9.7%	9.2%
% of FP17s Relating to Free Repair or Replacements	74	5,135	1.4%	0.6%	0.6%	0.7%
% of FP17s Relating to Continuations	83	5,135	1.6%	0.8%	0.7%	0.8%
% of Patients satisfied with the dentistry they have received	5	5	N/A	93.2%	93.6%	93.5%
% of Patients satisfied with the time they had to wait for an appointment	3	5	N/A	85.0%	86.3%	87.4%

* This is based on patients treated on this contract for their most recent course of treatment.

Figures in italics indicate the base number of FP17s or Patient Questionnaire responses are less than 100. N/A is shown where the base number of responses is less than 10 during the period. % is calculated as Quantity/Base number*100

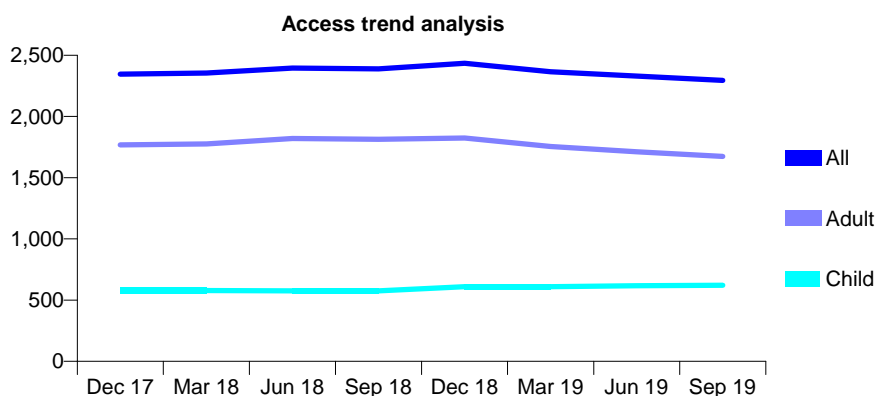
Q70 - Vital Signs At a Glance Contract Report for 657662/0001 - September 2019

Name or company name	MR AJ SHEEHAN
Contract type name	GDS Contract
Purpose of contract	General
Contract start date	01/04/2006
Contract end date	

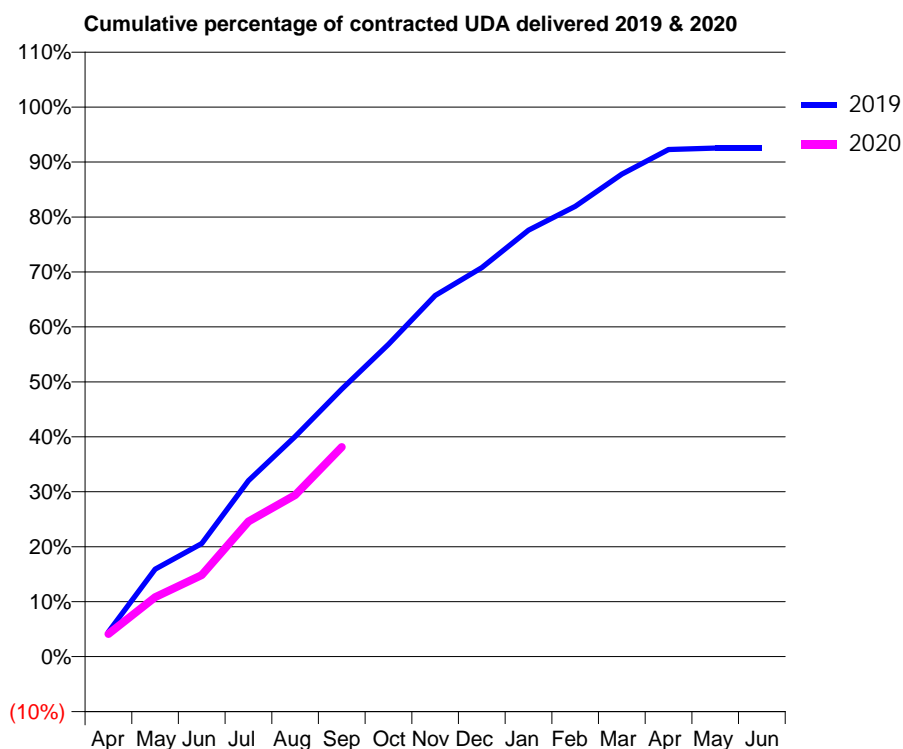
19/20 Contracted general activity (UDA)	3,610
Carry forward general activity (UDA)	0
19/20 Contracted orthodontic activity (UOA)	0
Carry forward orthodontic activity (UOA)	0
Baseline contract value	£87,285.19

ACCESS*

Patients seen in 24 months	Total	Change since previous quarter
Quarter ending September 2018	2,389	
Quarter ending December 2018	2,434	→
Quarter ending March 2019	2,365	↓
Quarter ending June 2019	2,329	↓
Quarter ending September 2019	2,295	↓
Variance since September 2018	(3.9%)	↓



ACTIVITY



Month	Adjusted Scheduled Activity (UDA)	
	2019	2020
April	162	149
May	575	391
June	743	536
July	1,156	888
August	1,446	1,061
September	1,757	1,376
October	2,052	
November	2,372	
December	2,555	
January	2,801	
February	2,958	
March	3,169	
April	3,331	
May	3,341	
June	3,341	

QUALITY

	Quantity	Base Number	Contract	AT	Region	England
% of FP17s for the same patient ID Re-attending within 3 months - Children	17	462	3.7%	9.3%	10.8%	11.5%
% of FP17s for the same patient ID Re-attending within 3 months - Adults	89	836	10.6%	13.7%	15.2%	15.4%
% of FP17s for the same patient ID Re-attending between 3 & 9 months - Children	294	462	63.6%	62.8%	62.2%	59.7%
% of FP17s for the same patient ID Re-attending between 3 & 9 months - Adults	481	836	57.5%	53.3%	52.9%	51.7%
% of FP17s for Band 1 Urgent Courses	32	801	4.0%	10.0%	9.7%	9.2%
% of FP17s Relating to Free Repair or Replacements	0	801	0.0%	0.6%	0.6%	0.7%
% of FP17s Relating to Continuations	11	801	1.4%	0.8%	0.7%	0.8%
% of Patients satisfied with the dentistry they have received	1	1	N/A	93.2%	93.6%	93.5%
% of Patients satisfied with the time they had to wait for an appointment	1	1	N/A	85.0%	86.3%	87.4%

* This is based on patients treated on this contract for their most recent course of treatment. Figures in italics indicate the base number of FP17s or Patient Questionnaire responses are less than 100. N/A is shown where the base number of responses is less than 10 during the period. % is calculated as Quantity/Base number*100

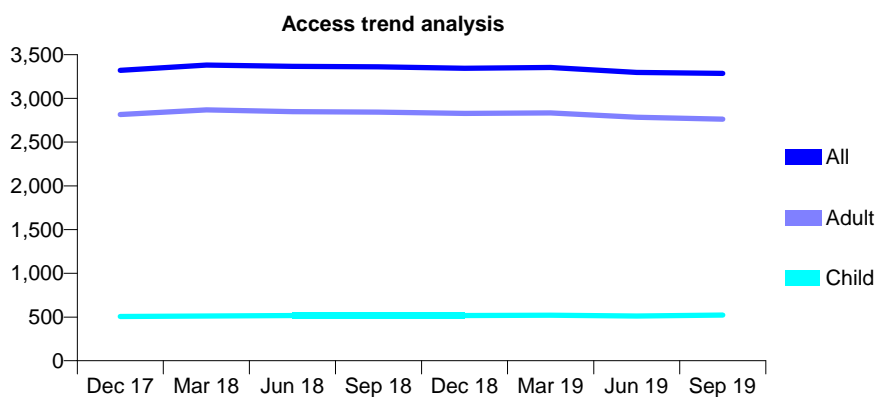
Q70 - Vital Signs At a Glance Contract Report for 659657/0001 - September 2019

Name or company name	MR TM FRADGLEY
Contract type name	GDS Contract
Purpose of contract	General
Contract start date	01/04/2006
Contract end date	

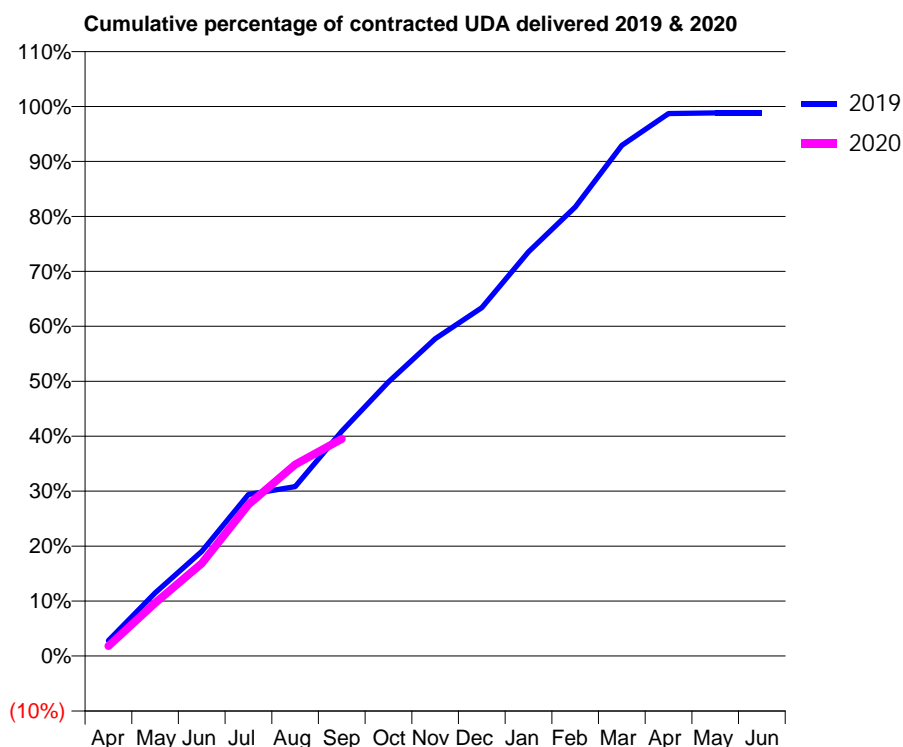
19/20 Contracted general activity (UDA)	11,037
Carry forward general activity (UDA)	129
19/20 Contracted orthodontic activity (UOA)	0
Carry forward orthodontic activity (UOA)	0
Baseline contract value	£260,174.57

ACCESS*

Patients seen in 24 months	Total	Change since previous quarter
Quarter ending September 2018	3,361	
Quarter ending December 2018	3,344	→
Quarter ending March 2019	3,355	→
Quarter ending June 2019	3,296	↓
Quarter ending September 2019	3,286	→
Variance since September 2018	(2.2%)	↓



ACTIVITY



Month	Adjusted Scheduled Activity (UDA)	
	2019	2020
April	308	202
May	1,267	1,067
June	2,100	1,860
July	3,245	3,042
August	3,402	3,846
September	4,515	4,361
October	5,506	
November	6,374	
December	6,997	
January	8,117	
February	9,018	
March	10,254	
April	10,893	
May	10,908	
June	10,908	

QUALITY

	Quantity	Base Number	Contract	AT	Region	England
% of FP17s for the same patient ID Re-attending within 3 months - Children	12	257	4.7%	9.3%	10.8%	11.5%
% of FP17s for the same patient ID Re-attending within 3 months - Adults	110	1,408	7.8%	13.7%	15.2%	15.4%
% of FP17s for the same patient ID Re-attending between 3 & 9 months - Children	79	257	30.7%	62.8%	62.2%	59.7%
% of FP17s for the same patient ID Re-attending between 3 & 9 months - Adults	503	1,408	35.7%	53.3%	52.9%	51.7%
% of FP17s for Band 1 Urgent Courses	85	1,522	5.6%	10.0%	9.7%	9.2%
% of FP17s Relating to Free Repair or Replacements	3	1,522	0.2%	0.6%	0.6%	0.7%
% of FP17s Relating to Continuations	0	1,522	0.0%	0.8%	0.7%	0.8%
% of Patients satisfied with the dentistry they have received	1	1	N/A	93.2%	93.6%	93.5%
% of Patients satisfied with the time they had to wait for an appointment	1	1	N/A	85.0%	86.3%	87.4%

* This is based on patients treated on this contract for their most recent course of treatment. Figures in italics indicate the base number of FP17s or Patient Questionnaire responses are less than 100. N/A is shown where the base number of responses is less than 10 during the period. % is calculated as Quantity/Base number*100

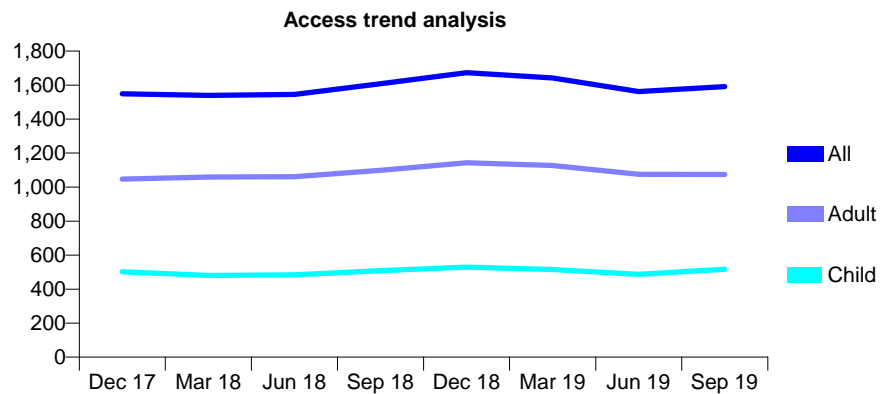
Q70 - Vital Signs At a Glance Contract Report for 674788/0001 - September 2019

Name or company name	Tadley Dental Care 1
Contract type name	GDS Contract
Purpose of contract	General
Contract start date	01/04/2006
Contract end date	

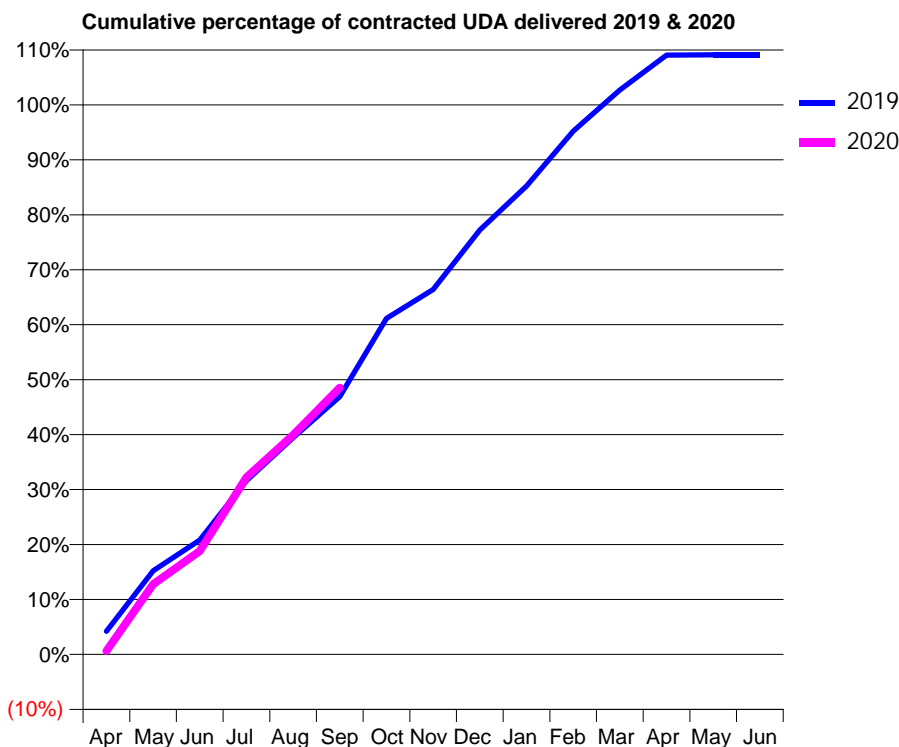
19/20 Contracted general activity (UDA)	3,828
Carry forward general activity (UDA)	0
19/20 Contracted orthodontic activity (UOA)	0
Carry forward orthodontic activity (UOA)	0
Baseline contract value	£103,380.76

ACCESS*

Patients seen in 24 months	Total	Change since previous quarter
Quarter ending September 2018	1,608	
Quarter ending December 2018	1,673	↑
Quarter ending March 2019	1,642	↓
Quarter ending June 2019	1,562	↓
Quarter ending September 2019	1,591	→
Variance since September 2018	(1.1%)	↓



ACTIVITY



Month	2019	2020
April	161	24
May	583	489
June	797	719
July	1,210	1,234
August	1,510	1,529
September	1,795	1,858
October	2,340	
November	2,542	
December	2,956	
January	3,263	
February	3,645	
March	3,932	
April	4,175	
May	4,176	
June	4,176	

QUALITY

	Quantity	Base Number	Contract	AT	Region	England
% of FP17s for the same patient ID Re-attending within 3 months - Children	10	442	2.3%	9.3%	10.8%	11.5%
% of FP17s for the same patient ID Re-attending within 3 months - Adults	40	785	5.1%	13.7%	15.2%	15.4%
% of FP17s for the same patient ID Re-attending between 3 & 9 months - Children	131	442	29.6%	62.8%	62.2%	59.7%
% of FP17s for the same patient ID Re-attending between 3 & 9 months - Adults	191	785	24.3%	53.3%	52.9%	51.7%
% of FP17s for Band 1 Urgent Courses	59	1,094	5.4%	10.0%	9.7%	9.2%
% of FP17s Relating to Free Repair or Replacements	5	1,094	0.5%	0.6%	0.6%	0.7%
% of FP17s Relating to Continuations	1	1,094	0.1%	0.8%	0.7%	0.8%
% of Patients satisfied with the dentistry they have received	1	1	N/A	93.2%	93.6%	93.5%
% of Patients satisfied with the time they had to wait for an appointment	1	1	N/A	85.0%	86.3%	87.4%

* This is based on patients treated on this contract for their most recent course of treatment.

Figures in italics indicate the base number of FP17s or Patient Questionnaire responses are less than 100. N/A is shown where the base number of responses is less than 10 during the period. % is calculated as Quantity/Base number*100

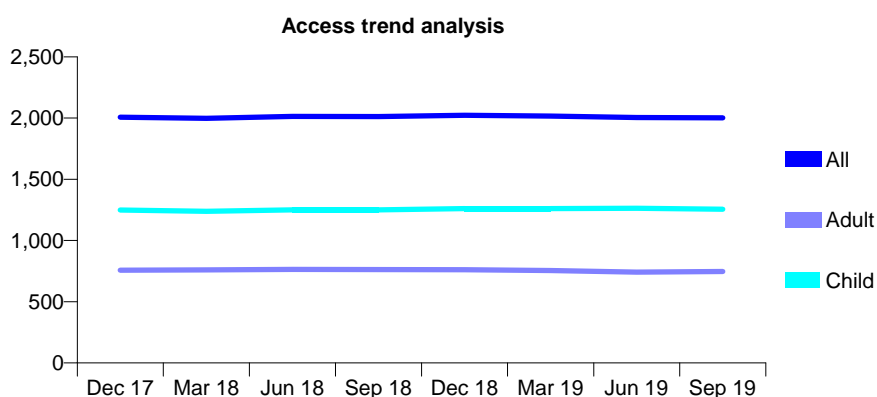
Q70 - Vital Signs At a Glance Contract Report for 675911/0001 - September 2019

Name or company name	Acorn Dental Health
Contract type name	GDS Contract
Purpose of contract	General
Contract start date	01/04/2006
Contract end date	

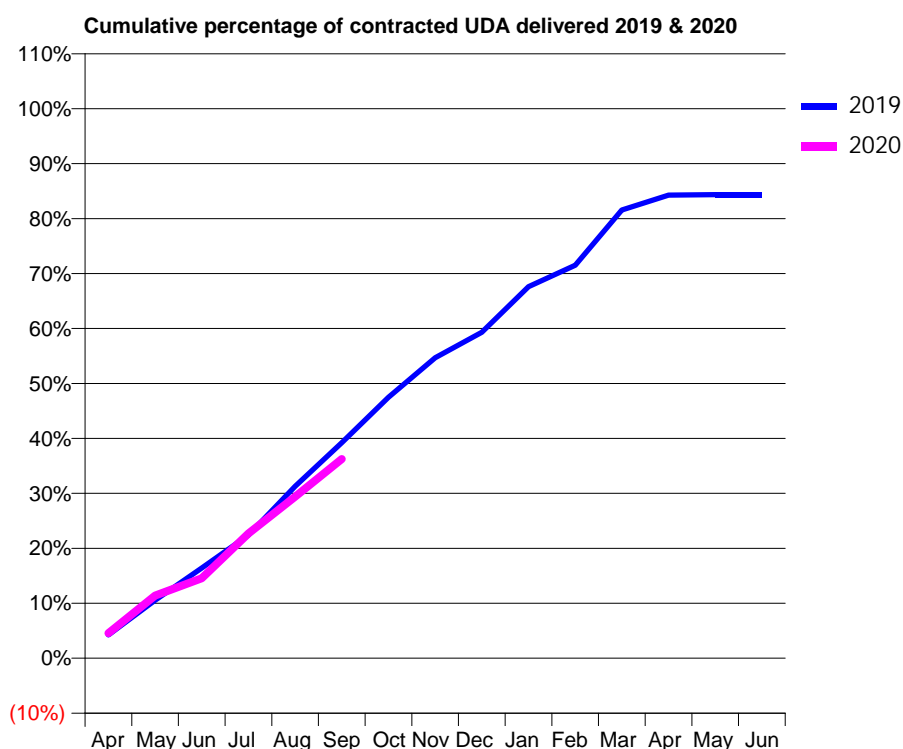
19/20 Contracted general activity (UDA)	5,400
Carry forward general activity (UDA)	0
19/20 Contracted orthodontic activity (UOA)	0
Carry forward orthodontic activity (UOA)	0
Baseline contract value	£141,112.63

ACCESS*

Patients seen in 24 months	Total	Change since previous quarter
Quarter ending September 2018	2,013	
Quarter ending December 2018	2,022	→
Quarter ending March 2019	2,016	→
Quarter ending June 2019	2,005	→
Quarter ending September 2019	2,002	→
Variance since September 2018	(0.5%)	→



ACTIVITY



Adjusted Scheduled Activity (UDA)		
Month	2019	2020
April	228	247
May	571	615
June	886	786
July	1,211	1,226
August	1,689	1,587
September	2,118	1,957
October	2,563	
November	2,953	
December	3,202	
January	3,651	
February	3,861	
March	4,404	
April	4,550	
May	4,554	
June	4,554	

QUALITY

	Quantity	Base Number	Contract	AT	Region	England
% of FP17s for the same patient ID Re-attending within 3 months - Children	51	1,050	4.9%	9.3%	10.8%	11.5%
% of FP17s for the same patient ID Re-attending within 3 months - Adults	43	476	9.0%	13.7%	15.2%	15.4%
% of FP17s for the same patient ID Re-attending between 3 & 9 months - Children	765	1,050	72.9%	62.8%	62.2%	59.7%
% of FP17s for the same patient ID Re-attending between 3 & 9 months - Adults	326	476	68.5%	53.3%	52.9%	51.7%
% of FP17s for Band 1 Urgent Courses	70	1,424	4.9%	10.0%	9.7%	9.2%
% of FP17s Relating to Free Repair or Replacements	2	1,424	0.1%	0.6%	0.6%	0.7%
% of FP17s Relating to Continuations	2	1,424	0.1%	0.8%	0.7%	0.8%
% of Patients satisfied with the dentistry they have received	0	0	N/A	93.2%	93.6%	93.5%
% of Patients satisfied with the time they had to wait for an appointment	0	0	N/A	85.0%	86.3%	87.4%

* This is based on patients treated on this contract for their most recent course of treatment.

Figures in italics indicate the base number of FP17s or Patient Questionnaire responses are less than 100. N/A is shown where the base number of responses is less than 10 during the period. % is calculated as Quantity/Base number*100

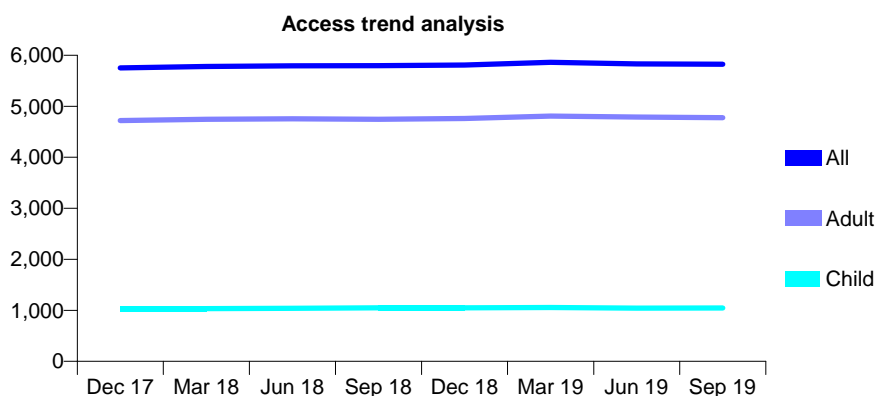
Q70 - Vital Signs At a Glance Contract Report for 677140/0001 - September 2019

Name or company name	MR RG CARNALL
Contract type name	GDS Contract
Purpose of contract	General
Contract start date	01/04/2006
Contract end date	

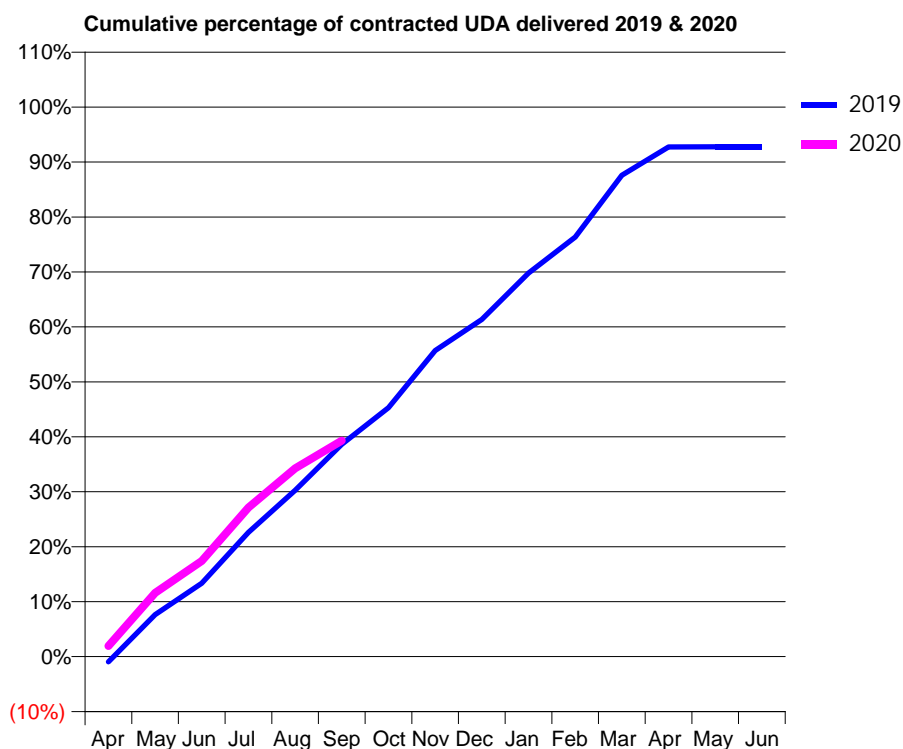
19/20 Contracted general activity (UDA)	17,500
Carry forward general activity (UDA)	0
19/20 Contracted orthodontic activity (UOA)	0
Carry forward orthodontic activity (UOA)	0
Baseline contract value	£390,610.40

ACCESS*

Patients seen in 24 months	Total	Change since previous quarter
Quarter ending September 2018	5,795	
Quarter ending December 2018	5,808	→
Quarter ending March 2019	5,862	→
Quarter ending June 2019	5,832	→
Quarter ending September 2019	5,823	→
Variance since September 2018	0.5%	→



ACTIVITY



Month	Adjusted Scheduled Activity (UDA)	
	2019	2020
April	-169	339
May	1,341	2,031
June	2,339	3,045
July	3,955	4,744
August	5,297	6,000
September	6,761	6,879
October	7,925	
November	9,750	
December	10,734	
January	12,214	
February	13,364	
March	15,328	
April	16,229	
May	16,232	
June	16,232	

QUALITY

	Quantity	Base Number	Contract	AT	Region	England
% of FP17s for the same patient ID Re-attending within 3 months - Children	47	763	6.2%	9.3%	10.8%	11.5%
% of FP17s for the same patient ID Re-attending within 3 months - Adults	535	3,608	14.8%	13.7%	15.2%	15.4%
% of FP17s for the same patient ID Re-attending between 3 & 9 months - Children	488	763	64.0%	62.8%	62.2%	59.7%
% of FP17s for the same patient ID Re-attending between 3 & 9 months - Adults	2,234	3,608	61.9%	53.3%	52.9%	51.7%
% of FP17s for Band 1 Urgent Courses	277	3,926	7.1%	10.0%	9.7%	9.2%
% of FP17s Relating to Free Repair or Replacements	35	3,926	0.9%	0.6%	0.6%	0.7%
% of FP17s Relating to Continuations	79	3,926	2.0%	0.8%	0.7%	0.8%
% of Patients satisfied with the dentistry they have received	4	4	N/A	93.2%	93.6%	93.5%
% of Patients satisfied with the time they had to wait for an appointment	4	4	N/A	85.0%	86.3%	87.4%

* This is based on patients treated on this contract for their most recent course of treatment. Figures in italics indicate the base number of FP17s or Patient Questionnaire responses are less than 100. N/A is shown where the base number of responses is less than 10 during the period. % is calculated as Quantity/Base number*100

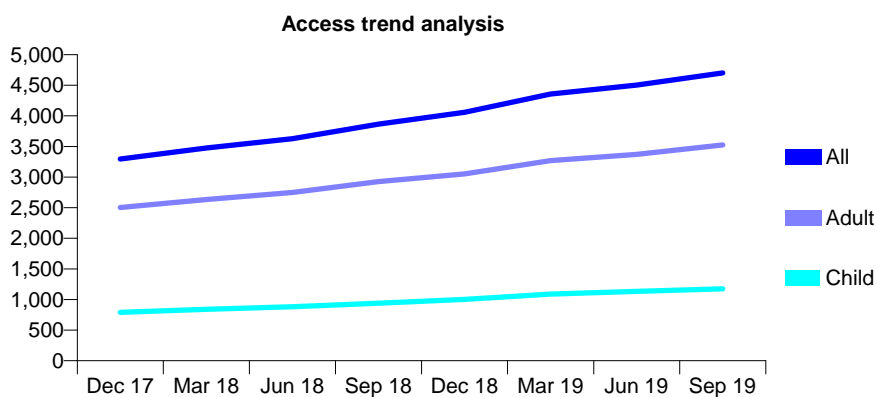
Q70 - Vital Signs At a Glance Contract Report for 688053/0001 - September 2019

Name or company name	Burgess Road Dental Practice
Contract type name	GDS Contract
Purpose of contract	General
Contract start date	01/04/2006
Contract end date	

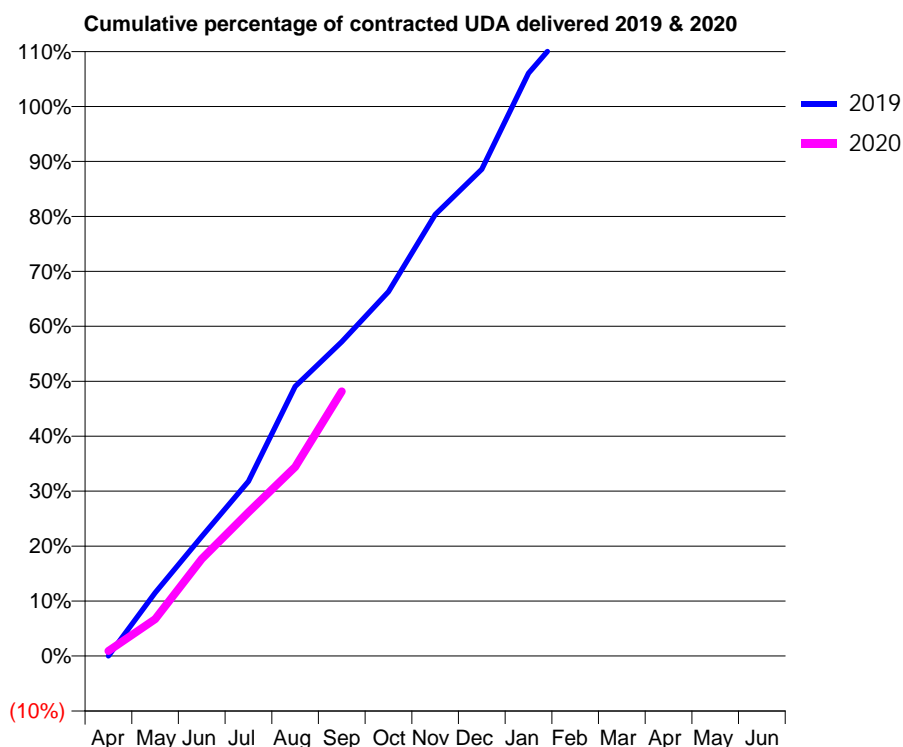
19/20 Contracted general activity (UDA)	8,568
Carry forward general activity (UDA)	0
19/20 Contracted orthodontic activity (UOA)	0
Carry forward orthodontic activity (UOA)	0
Baseline contract value	£260,556.20

ACCESS*

Patients seen in 24 months	Total	Change since previous quarter
Quarter ending September 2018	3,867	
Quarter ending December 2018	4,057	↑
Quarter ending March 2019	4,357	↑
Quarter ending June 2019	4,505	↑
Quarter ending September 2019	4,702	↑
Variance since September 2018	21.6%	↑



ACTIVITY



Month	Adjusted Scheduled Activity (UDA)	
	2019	2020
April	0	80
May	895	575
June	1,689	1,513
July	2,468	2,242
August	3,811	2,950
September	4,441	4,127
October	5,150	
November	6,241	
December	6,881	
January	8,238	
February	8,995	
March	10,064	
April	10,503	
May	10,503	
June	10,506	

QUALITY

	Quantity	Base Number	Contract	AT	Region	England
% of FP17s for the same patient ID Re-attending within 3 months - Children	28	589	4.8%	9.3%	10.8%	11.5%
% of FP17s for the same patient ID Re-attending within 3 months - Adults	131	1,420	9.2%	13.7%	15.2%	15.4%
% of FP17s for the same patient ID Re-attending between 3 & 9 months - Children	241	589	40.9%	62.8%	62.2%	59.7%
% of FP17s for the same patient ID Re-attending between 3 & 9 months - Adults	530	1,420	37.3%	53.3%	52.9%	51.7%
% of FP17s for Band 1 Urgent Courses	173	1,839	9.4%	10.0%	9.7%	9.2%
% of FP17s Relating to Free Repair or Replacements	0	1,839	0.0%	0.6%	0.6%	0.7%
% of FP17s Relating to Continuations	7	1,839	0.4%	0.8%	0.7%	0.8%
% of Patients satisfied with the dentistry they have received	0	0	N/A	93.2%	93.6%	93.5%
% of Patients satisfied with the time they had to wait for an appointment	0	0	N/A	85.0%	86.3%	87.4%

* This is based on patients treated on this contract for their most recent course of treatment. Figures in italics indicate the base number of FP17s or Patient Questionnaire responses are less than 100. N/A is shown where the base number of responses is less than 10 during the period. % is calculated as Quantity/Base number*100

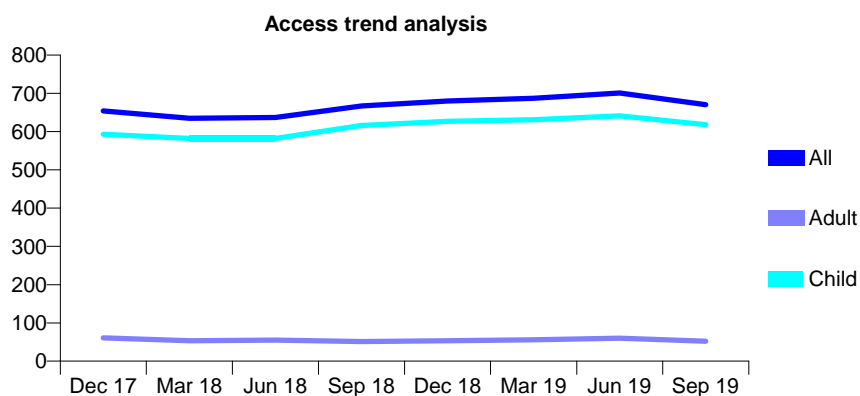
Q70 - Vital Signs At a Glance Contract Report for 732001/0001 - September 2019

Name or company name	Mrs S Johnsen
Contract type name	GDS Contract
Purpose of contract	General
Contract start date	01/04/2006
Contract end date	

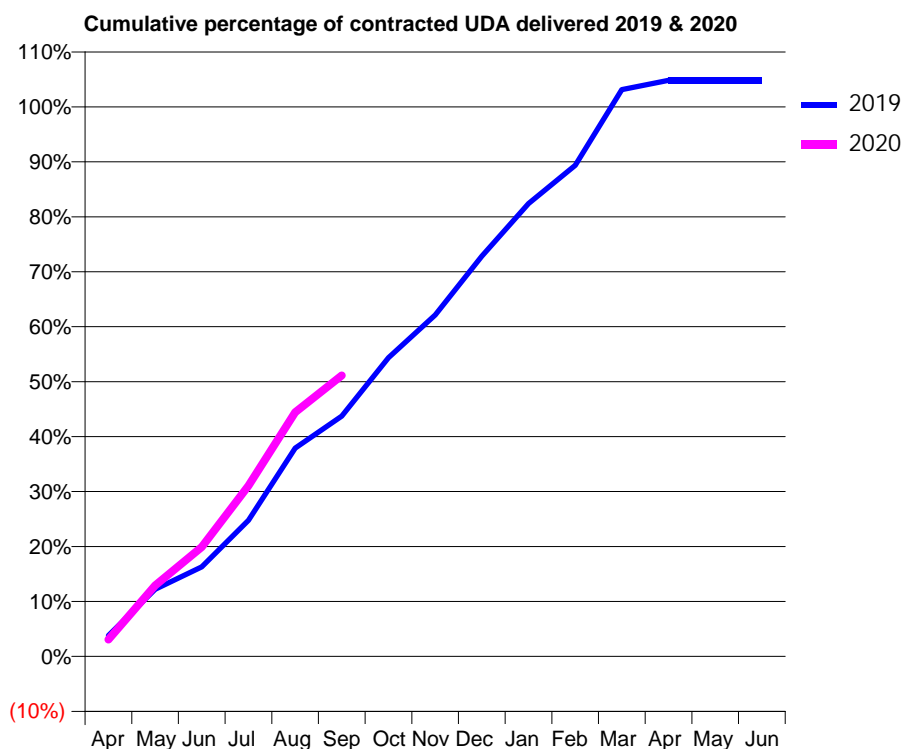
19/20 Contracted general activity (UDA)	1,400
Carry forward general activity (UDA)	0
19/20 Contracted orthodontic activity (UOA)	0
Carry forward orthodontic activity (UOA)	0
Baseline contract value	£38,437.11

ACCESS*

Patients seen in 24 months	Total	Change since previous quarter
Quarter ending September 2018	667	
Quarter ending December 2018	680	→
Quarter ending March 2019	687	→
Quarter ending June 2019	701	↑
Quarter ending September 2019	670	↓
Variance since September 2018	0.4%	→



ACTIVITY



Adjusted Scheduled Activity (UDA)		
Month	2019	2020
April	53	43
May	171	181
June	228	279
July	347	435
August	531	622
September	612	716
October	761	
November	870	
December	1,019	
January	1,154	
February	1,251	
March	1,444	
April	1,468	
May	1,468	
June	1,468	

QUALITY

	Quantity	Base Number	Contract	AT	Region	England
% of FP17s for the same patient ID Re-attending within 3 months - Children	24	475	5.1%	9.3%	10.8%	11.5%
% of FP17s for the same patient ID Re-attending within 3 months - Adults	0	0	N/A	13.7%	15.2%	15.4%
% of FP17s for the same patient ID Re-attending between 3 & 9 months - Children	311	475	65.5%	62.8%	62.2%	59.7%
% of FP17s for the same patient ID Re-attending between 3 & 9 months - Adults	0	0	N/A	53.3%	52.9%	51.7%
% of FP17s for Band 1 Urgent Courses	14	453	3.1%	10.0%	9.7%	9.2%
% of FP17s Relating to Free Repair or Replacements	0	453	0.0%	0.6%	0.6%	0.7%
% of FP17s Relating to Continuations	0	453	0.0%	0.8%	0.7%	0.8%
% of Patients satisfied with the dentistry they have received	1	1	N/A	93.2%	93.6%	93.5%
% of Patients satisfied with the time they had to wait for an appointment	1	1	N/A	85.0%	86.3%	87.4%

* This is based on patients treated on this contract for their most recent course of treatment. Figures in italics indicate the base number of FP17s or Patient Questionnaire responses are less than 100. N/A is shown where the base number of responses is less than 10 during the period. % is calculated as Quantity/Base number*100

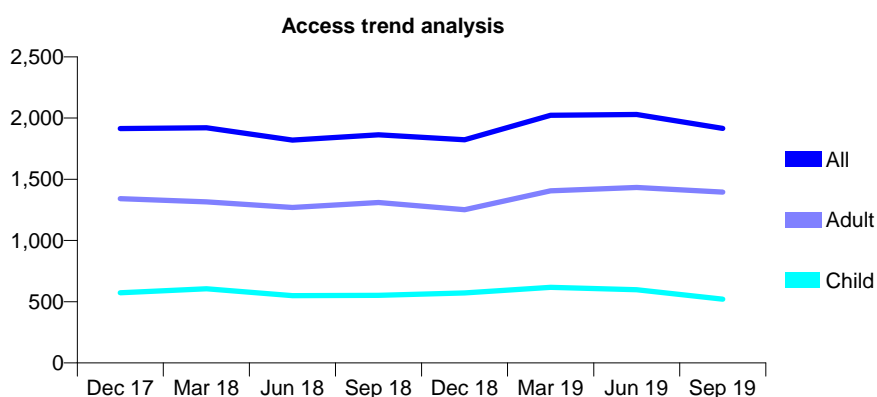
Q70 - Vital Signs At a Glance Contract Report for 735914/0001 - September 2019

Name or company name	Tadley Dental Care 2
Contract type name	GDS Contract
Purpose of contract	General
Contract start date	01/04/2006
Contract end date	

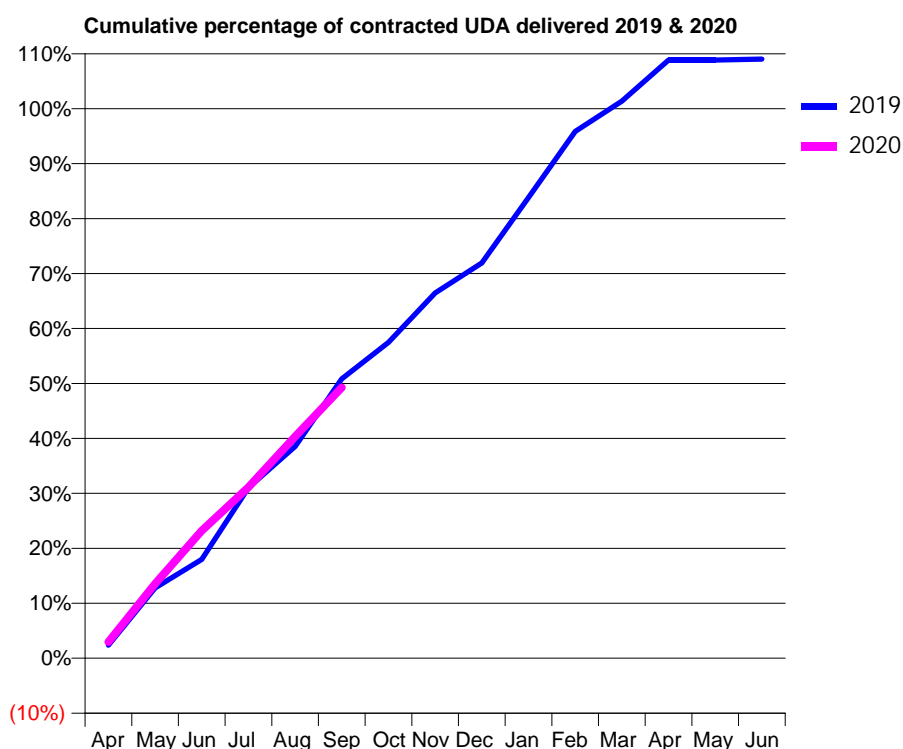
19/20 Contracted general activity (UDA)	4,745
Carry forward general activity (UDA)	0
19/20 Contracted orthodontic activity (UOA)	0
Carry forward orthodontic activity (UOA)	0
Baseline contract value	£122,796.44

ACCESS*

Patients seen in 24 months	Total	Change since previous quarter
Quarter ending September 2018	1,863	
Quarter ending December 2018	1,823	↓
Quarter ending March 2019	2,023	↑
Quarter ending June 2019	2,030	→
Quarter ending September 2019	1,916	↓
Variance since September 2018	2.8%	↑



ACTIVITY



Adjusted Scheduled Activity (UDA)		
Month	2019	2020
April	113	142
May	608	643
June	854	1,100
July	1,472	1,477
August	1,829	1,915
September	2,412	2,338
October	2,727	
November	3,155	
December	3,412	
January	3,978	
February	4,549	
March	4,809	
April	5,165	
May	5,165	
June	5,173	

QUALITY

	Quantity	Base Number	Contract	AT	Region	England
% of FP17s for the same patient ID Re-attending within 3 months - Children	16	427	3.7%	9.3%	10.8%	11.5%
% of FP17s for the same patient ID Re-attending within 3 months - Adults	94	1,140	8.2%	13.7%	15.2%	15.4%
% of FP17s for the same patient ID Re-attending between 3 & 9 months - Children	159	427	37.2%	62.8%	62.2%	59.7%
% of FP17s for the same patient ID Re-attending between 3 & 9 months - Adults	382	1,140	33.5%	53.3%	52.9%	51.7%
% of FP17s for Band 1 Urgent Courses	92	1,337	6.9%	10.0%	9.7%	9.2%
% of FP17s Relating to Free Repair or Replacements	3	1,337	0.2%	0.6%	0.6%	0.7%
% of FP17s Relating to Continuations	4	1,337	0.3%	0.8%	0.7%	0.8%
% of Patients satisfied with the dentistry they have received	0	0	N/A	93.2%	93.6%	93.5%
% of Patients satisfied with the time they had to wait for an appointment	0	0	N/A	85.0%	86.3%	87.4%

* This is based on patients treated on this contract for their most recent course of treatment.

Figures in italics indicate the base number of FP17s or Patient Questionnaire responses are less than 100. N/A is shown where the base number of responses is less than 10 during the period. % is calculated as Quantity/Base number*100

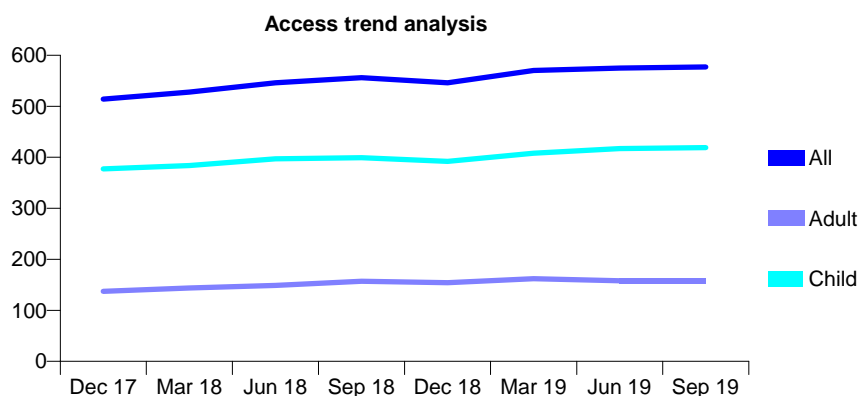
Q70 - Vital Signs At a Glance Contract Report for 737615/0001 - September 2019

Name or company name	Forest Lodge Dental Practice
Contract type name	GDS Contract
Purpose of contract	General
Contract start date	01/04/2006
Contract end date	

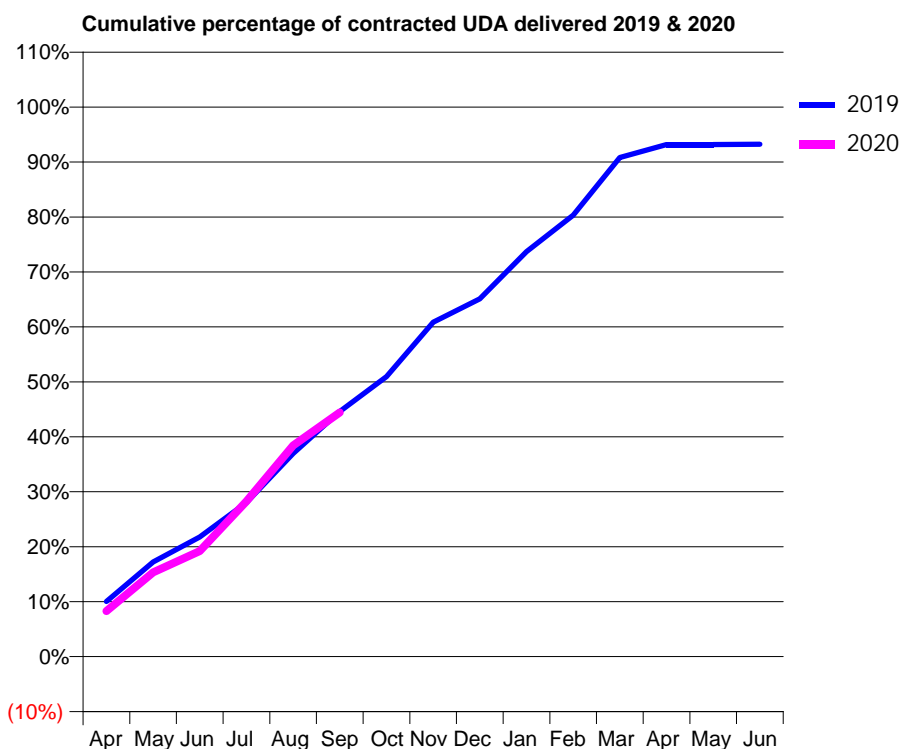
19/20 Contracted general activity (UDA)	1,275
Carry forward general activity (UDA)	0
19/20 Contracted orthodontic activity (UOA)	0
Carry forward orthodontic activity (UOA)	0
Baseline contract value	£33,366.82

ACCESS*

Patients seen in 24 months	Total	Change since previous quarter
Quarter ending September 2018	556	
Quarter ending December 2018	546	↓
Quarter ending March 2019	570	↑
Quarter ending June 2019	575	→
Quarter ending September 2019	577	→
Variance since September 2018	3.8%	↑



ACTIVITY



Month	Adjusted Scheduled Activity (UDA)	
	2019	2020
April	128	106
May	220	195
June	278	245
July	357	360
August	471	490
September	569	566
October	650	
November	776	
December	830	
January	940	
February	1,024	
March	1,158	
April	1,188	
May	1,188	
June	1,189	

QUALITY

	Quantity	Base Number	Contract	AT	Region	England
% of FP17s for the same patient ID Re-attending within 3 months - Children	30	398	7.5%	9.3%	10.8%	11.5%
% of FP17s for the same patient ID Re-attending within 3 months - Adults	7	78	9.0%	13.7%	15.2%	15.4%
% of FP17s for the same patient ID Re-attending between 3 & 9 months - Children	293	398	73.6%	62.8%	62.2%	59.7%
% of FP17s for the same patient ID Re-attending between 3 & 9 months - Adults	53	78	67.9%	53.3%	52.9%	51.7%
% of FP17s for Band 1 Urgent Courses	17	453	3.8%	10.0%	9.7%	9.2%
% of FP17s Relating to Free Repair or Replacements	0	453	0.0%	0.6%	0.6%	0.7%
% of FP17s Relating to Continuations	0	453	0.0%	0.8%	0.7%	0.8%
% of Patients satisfied with the dentistry they have received	0	0	N/A	93.2%	93.6%	93.5%
% of Patients satisfied with the time they had to wait for an appointment	0	0	N/A	85.0%	86.3%	87.4%

* This is based on patients treated on this contract for their most recent course of treatment. Figures in italics indicate the base number of FP17s or Patient Questionnaire responses are less than 100. N/A is shown where the base number of responses is less than 10 during the period. % is calculated as Quantity/Base number*100

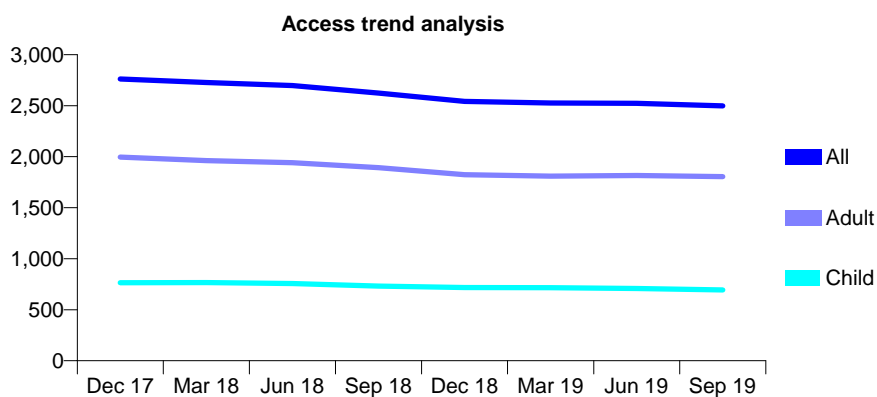
Q70 - Vital Signs At a Glance Contract Report for 739391/0001 - September 2019

Name or company name	MR T SEAGAN
Contract type name	GDS Contract
Purpose of contract	General
Contract start date	01/04/2006
Contract end date	

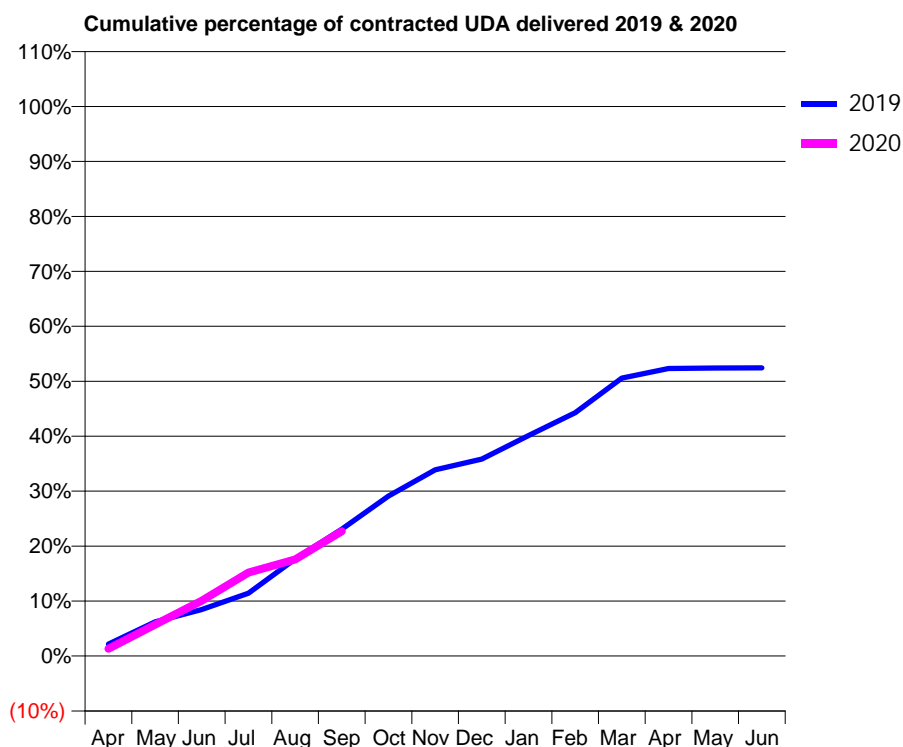
19/20 Contracted general activity (UDA)	5,309
Carry forward general activity (UDA)	0
19/20 Contracted orthodontic activity (UOA)	0
Carry forward orthodontic activity (UOA)	0
Baseline contract value	£145,733.26

ACCESS*

Patients seen in 24 months	Total	Change since previous quarter
Quarter ending September 2018	2,624	
Quarter ending December 2018	2,542	↓
Quarter ending March 2019	2,526	→
Quarter ending June 2019	2,524	→
Quarter ending September 2019	2,499	→
Variance since September 2018	(4.8%)	↓



ACTIVITY



Month	Adjusted Scheduled Activity (UDA)	
	2019	2020
April	115	71
May	331	304
June	449	535
July	608	806
August	939	933
September	1,226	1,205
October	1,546	
November	1,799	
December	1,903	
January	2,131	
February	2,350	
March	2,684	
April	2,778	
May	2,782	
June	2,783	

QUALITY

	Quantity	Base Number	Contract	AT	Region	England
% of FP17s for the same patient ID Re-attending within 3 months - Children	23	403	5.7%	9.3%	10.8%	11.5%
% of FP17s for the same patient ID Re-attending within 3 months - Adults	159	1,029	15.5%	13.7%	15.2%	15.4%
% of FP17s for the same patient ID Re-attending between 3 & 9 months - Children	158	403	39.2%	62.8%	62.2%	59.7%
% of FP17s for the same patient ID Re-attending between 3 & 9 months - Adults	309	1,029	30.0%	53.3%	52.9%	51.7%
% of FP17s for Band 1 Urgent Courses	58	712	8.1%	10.0%	9.7%	9.2%
% of FP17s Relating to Free Repair or Replacements	2	712	0.3%	0.6%	0.6%	0.7%
% of FP17s Relating to Continuations	5	712	0.7%	0.8%	0.7%	0.8%
% of Patients satisfied with the dentistry they have received	0	0	N/A	93.2%	93.6%	93.5%
% of Patients satisfied with the time they had to wait for an appointment	0	0	N/A	85.0%	86.3%	87.4%

* This is based on patients treated on this contract for their most recent course of treatment. Figures in italics indicate the base number of FP17s or Patient Questionnaire responses are less than 100. N/A is shown where the base number of responses is less than 10 during the period. % is calculated as Quantity/Base number*100

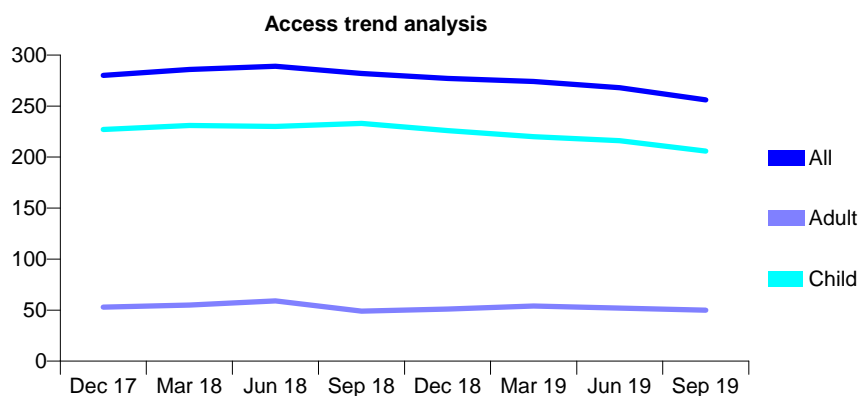
Q70 - Vital Signs At a Glance Contract Report for 739901/0001 - September 2019

Name or company name	MR PD THORNHILL
Contract type name	GDS Contract
Purpose of contract	General
Contract start date	01/04/2006
Contract end date	

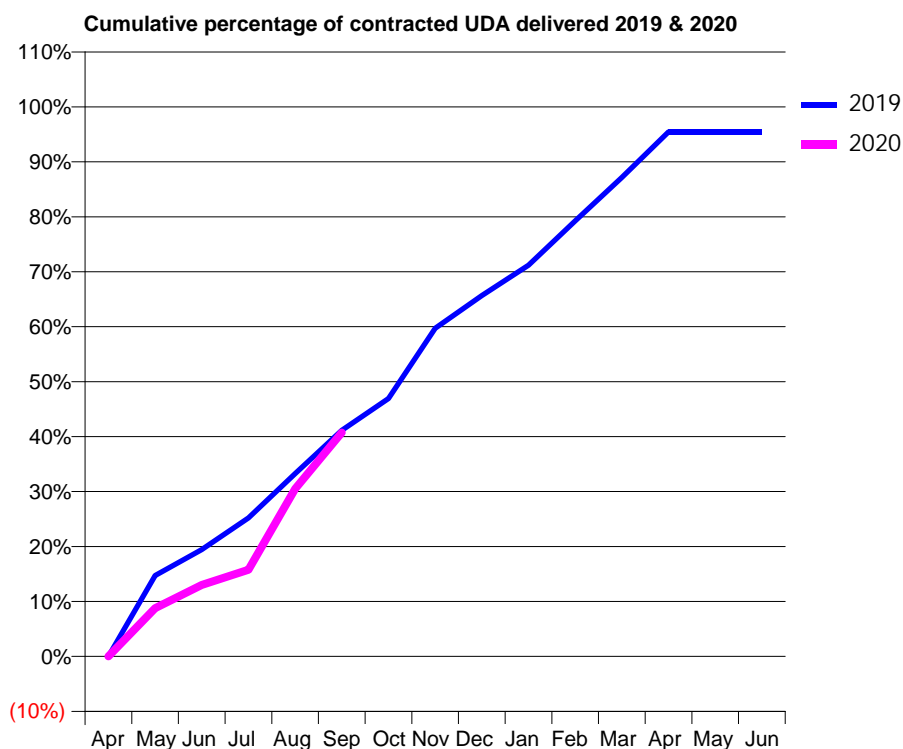
19/20 Contracted general activity (UDA)	470
Carry forward general activity (UDA)	0
19/20 Contracted orthodontic activity (UOA)	0
Carry forward orthodontic activity (UOA)	0
Baseline contract value	£11,353.09

ACCESS*

Patients seen in 24 months	Total	Change since previous quarter
Quarter ending September 2018	282	
Quarter ending December 2018	277	↓
Quarter ending March 2019	274	↓
Quarter ending June 2019	268	↓
Quarter ending September 2019	256	↓
Variance since September 2018	(9.2%)	↓



ACTIVITY



Adjusted Scheduled Activity (UDA)		
Month	2019	2020
April	0	0
May	69	41
June	91	61
July	118	74
August	156	143
September	193	191
October	221	
November	281	
December	309	
January	335	
February	373	
March	410	
April	449	
May	449	
June	449	

QUALITY

	Quantity	Base Number	Contract	AT	Region	England
% of FP17s for the same patient ID Re-attending within 3 months - Children	7	184	3.8%	9.3%	10.8%	11.5%
% of FP17s for the same patient ID Re-attending within 3 months - Adults	1	18	5.6%	13.7%	15.2%	15.4%
% of FP17s for the same patient ID Re-attending between 3 & 9 months - Children	136	184	73.9%	62.8%	62.2%	59.7%
% of FP17s for the same patient ID Re-attending between 3 & 9 months - Adults	16	18	88.9%	53.3%	52.9%	51.7%
% of FP17s for Band 1 Urgent Courses	2	169	1.2%	10.0%	9.7%	9.2%
% of FP17s Relating to Free Repair or Replacements	0	169	0.0%	0.6%	0.6%	0.7%
% of FP17s Relating to Continuations	0	169	0.0%	0.8%	0.7%	0.8%
% of Patients satisfied with the dentistry they have received	1	1	N/A	93.2%	93.6%	93.5%
% of Patients satisfied with the time they had to wait for an appointment	1	1	N/A	85.0%	86.3%	87.4%

* This is based on patients treated on this contract for their most recent course of treatment. Figures in italics indicate the base number of FP17s or Patient Questionnaire responses are less than 100. N/A is shown where the base number of responses is less than 10 during the period. % is calculated as Quantity/Base number*100

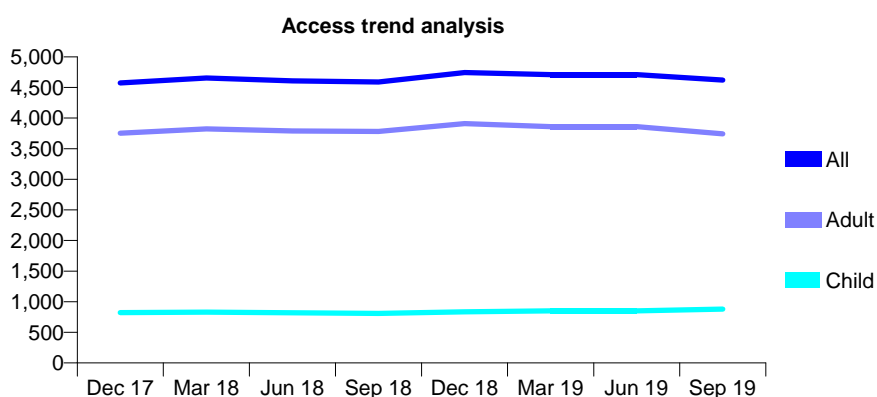
Q70 - Vital Signs At a Glance Contract Report for 741833/0001 - September 2019

Name or company name	Eastleigh Dental Surgery Partnership
Contract type name	GDS Contract
Purpose of contract	General
Contract start date	01/04/2006
Contract end date	

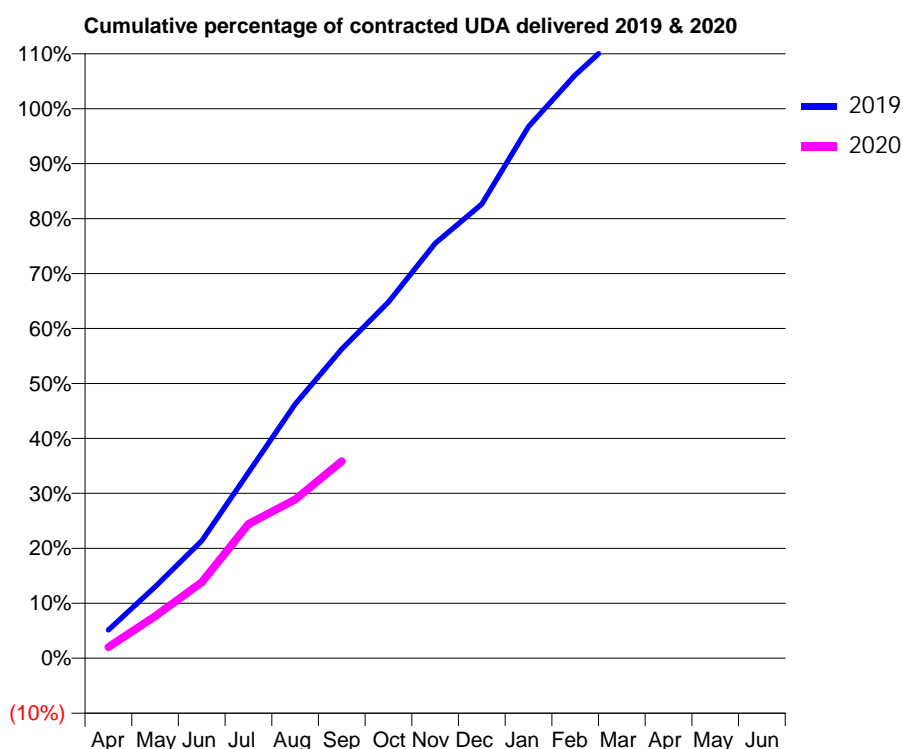
19/20 Contracted general activity (UDA)	12,000
Carry forward general activity (UDA)	0
19/20 Contracted orthodontic activity (UOA)	0
Carry forward orthodontic activity (UOA)	0
Baseline contract value	£350,155.58

ACCESS*

Patients seen in 24 months	Total	Change since previous quarter
Quarter ending September 2018	4,590	
Quarter ending December 2018	4,745	↑
Quarter ending March 2019	4,710	→
Quarter ending June 2019	4,710	→
Quarter ending September 2019	4,620	↓
Variance since September 2018	0.7%	→



ACTIVITY



Month	2019	2020
April	618	244
May	1,563	919
June	2,563	1,658
July	4,055	2,930
August	5,549	3,465
September	6,751	4,299
October	7,778	
November	9,062	
December	9,916	
January	11,607	
February	12,735	
March	13,660	
April	14,202	
May	14,345	
June	14,345	

QUALITY

	Quantity	Base Number	Contract	AT	Region	England
% of FP17s for the same patient ID Re-attending within 3 months - Children	32	579	5.5%	9.3%	10.8%	11.5%
% of FP17s for the same patient ID Re-attending within 3 months - Adults	229	1,797	12.7%	13.7%	15.2%	15.4%
% of FP17s for the same patient ID Re-attending between 3 & 9 months - Children	335	579	57.9%	62.8%	62.2%	59.7%
% of FP17s for the same patient ID Re-attending between 3 & 9 months - Adults	1,004	1,797	55.9%	53.3%	52.9%	51.7%
% of FP17s for Band 1 Urgent Courses	144	2,041	7.1%	10.0%	9.7%	9.2%
% of FP17s Relating to Free Repair or Replacements	18	2,041	0.9%	0.6%	0.6%	0.7%
% of FP17s Relating to Continuations	4	2,041	0.2%	0.8%	0.7%	0.8%
% of Patients satisfied with the dentistry they have received	2	3	N/A	93.2%	93.6%	93.5%
% of Patients satisfied with the time they had to wait for an appointment	1	3	N/A	85.0%	86.3%	87.4%

* This is based on patients treated on this contract for their most recent course of treatment. Figures in italics indicate the base number of FP17s or Patient Questionnaire responses are less than 100. N/A is shown where the base number of responses is less than 10 during the period. % is calculated as Quantity/Base number*100

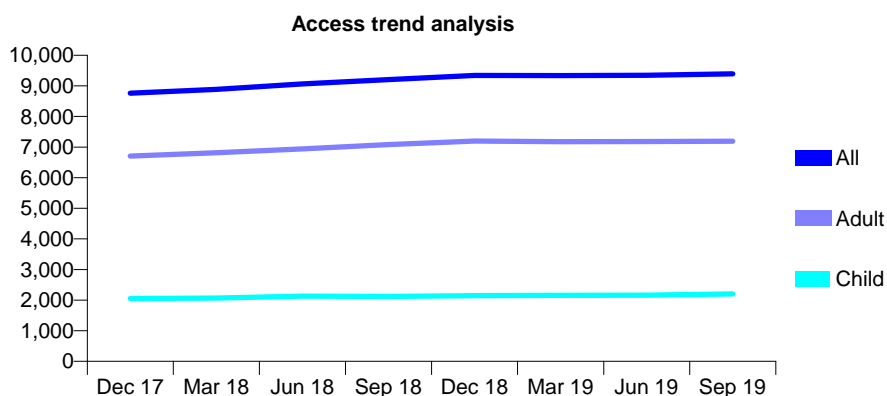
Q70 - Vital Signs At a Glance Contract Report for 750026/0001 - September 2019

Name or company name	Royal Terrace Dental Practice
Contract type name	GDS Contract
Purpose of contract	General
Contract start date	01/04/2006
Contract end date	

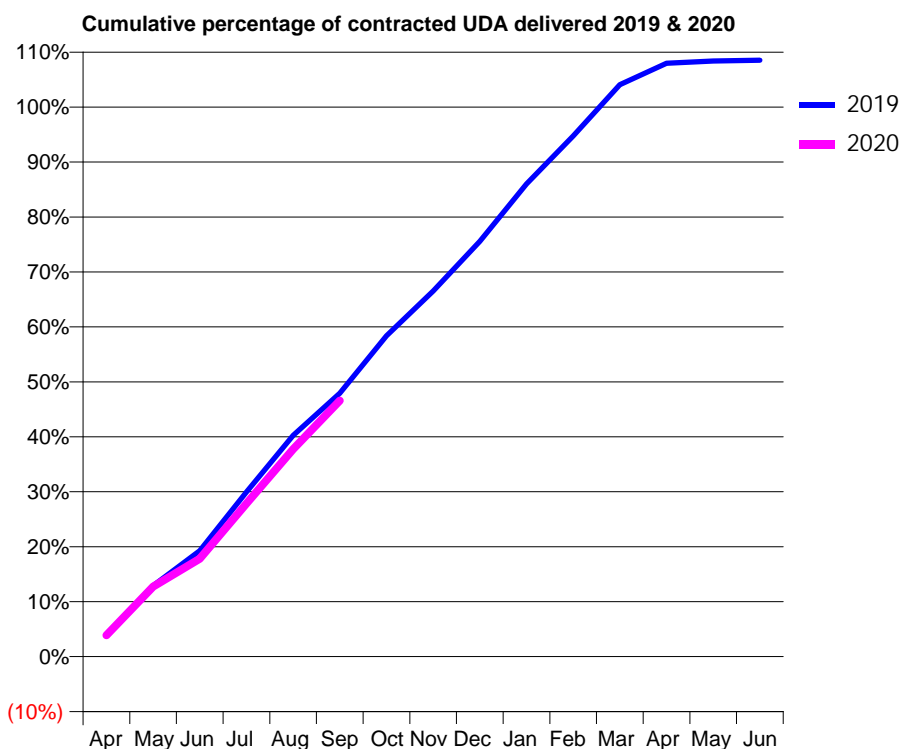
19/20 Contracted general activity (UDA)	16,700
Carry forward general activity (UDA)	0
19/20 Contracted orthodontic activity (UOA)	0
Carry forward orthodontic activity (UOA)	0
Baseline contract value	£458,561.27

ACCESS*

Patients seen in 24 months	Total	Change since previous quarter
Quarter ending September 2018	9,205	
Quarter ending December 2018	9,342	→
Quarter ending March 2019	9,335	→
Quarter ending June 2019	9,347	→
Quarter ending September 2019	9,394	→
Variance since September 2018	2.1%	↑



ACTIVITY



Month	Adjusted Scheduled Activity (UDA)	
	2019	2020
April	630	651
May	2,160	2,129
June	3,215	2,976
July	5,002	4,653
August	6,725	6,305
September	8,003	7,778
October	9,750	
November	11,109	
December	12,618	
January	14,366	
February	15,825	
March	17,380	
April	18,031	
May	18,097	
June	18,120	

QUALITY

	Quantity	Base Number	Contract	AT	Region	England
% of FP17s for the same patient ID Re-attending within 3 months - Children	47	1,150	4.1%	9.3%	10.8%	11.5%
% of FP17s for the same patient ID Re-attending within 3 months - Adults	424	3,396	12.5%	13.7%	15.2%	15.4%
% of FP17s for the same patient ID Re-attending between 3 & 9 months - Children	269	1,150	23.4%	62.8%	62.2%	59.7%
% of FP17s for the same patient ID Re-attending between 3 & 9 months - Adults	840	3,396	24.7%	53.3%	52.9%	51.7%
% of FP17s for Band 1 Urgent Courses	396	4,212	9.4%	10.0%	9.7%	9.2%
% of FP17s Relating to Free Repair or Replacements	25	4,212	0.6%	0.6%	0.6%	0.7%
% of FP17s Relating to Continuations	13	4,212	0.3%	0.8%	0.7%	0.8%
% of Patients satisfied with the dentistry they have received	2	3	N/A	93.2%	93.6%	93.5%
% of Patients satisfied with the time they had to wait for an appointment	3	3	N/A	85.0%	86.3%	87.4%

* This is based on patients treated on this contract for their most recent course of treatment. Figures in italics indicate the base number of FP17s or Patient Questionnaire responses are less than 100. N/A is shown where the base number of responses is less than 10 during the period. % is calculated as Quantity/Base number*100

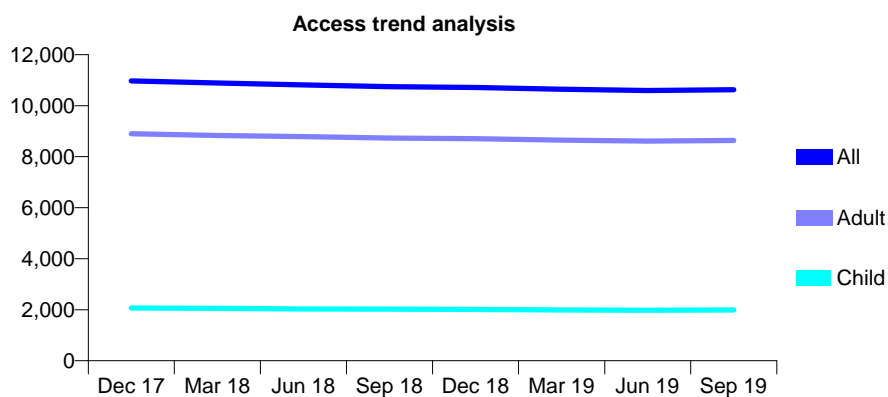
Q70 - Vital Signs At a Glance Contract Report for 755648/0001 - September 2019

Name or company name	MR SM SHILLAKER
Contract type name	GDS Contract
Purpose of contract	General
Contract start date	01/04/2006
Contract end date	

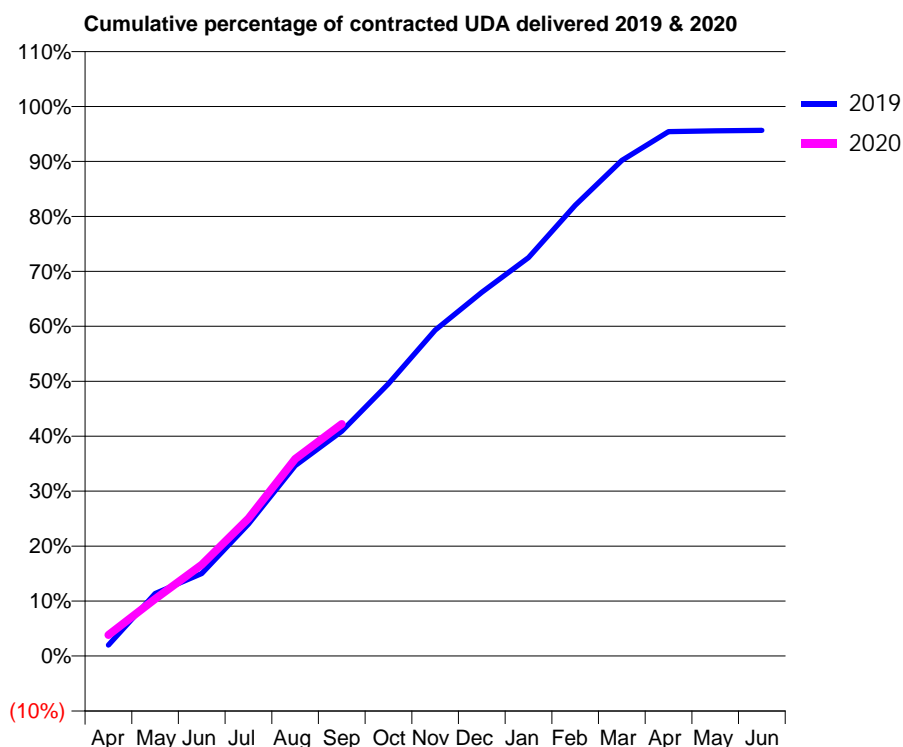
19/20 Contracted general activity (UDA)	29,000
Carry forward general activity (UDA)	0
19/20 Contracted orthodontic activity (UOA)	0
Carry forward orthodontic activity (UOA)	0
Baseline contract value	£770,662.92

ACCESS*

Patients seen in 24 months	Total	Change since previous quarter
Quarter ending September 2018	10,750	
Quarter ending December 2018	10,711	→
Quarter ending March 2019	10,644	→
Quarter ending June 2019	10,596	→
Quarter ending September 2019	10,628	→
Variance since September 2018	(1.1%)	↓



ACTIVITY



Month	Adjusted Scheduled Activity (UDA)	
	2019	2020
April	577	1,109
May	3,294	3,017
June	4,356	4,816
July	6,965	7,262
August	10,046	10,406
September	11,863	12,241
October	14,364	
November	17,193	
December	19,196	
January	21,021	
February	23,790	
March	26,153	
April	27,670	
May	27,716	
June	27,740	

QUALITY

	Quantity	Base Number	Contract	AT	Region	England
% of FP17s for the same patient ID Re-attending within 3 months - Children	95	1,723	5.5%	9.3%	10.8%	11.5%
% of FP17s for the same patient ID Re-attending within 3 months - Adults	695	6,235	11.1%	13.7%	15.2%	15.4%
% of FP17s for the same patient ID Re-attending between 3 & 9 months - Children	1,255	1,723	72.8%	62.8%	62.2%	59.7%
% of FP17s for the same patient ID Re-attending between 3 & 9 months - Adults	3,392	6,235	54.4%	53.3%	52.9%	51.7%
% of FP17s for Band 1 Urgent Courses	524	7,154	7.3%	10.0%	9.7%	9.2%
% of FP17s Relating to Free Repair or Replacements	43	7,154	0.6%	0.6%	0.6%	0.7%
% of FP17s Relating to Continuations	64	7,154	0.9%	0.8%	0.7%	0.8%
% of Patients satisfied with the dentistry they have received	1	1	N/A	93.2%	93.6%	93.5%
% of Patients satisfied with the time they had to wait for an appointment	0	1	N/A	85.0%	86.3%	87.4%

* This is based on patients treated on this contract for their most recent course of treatment. Figures in italics indicate the base number of FP17s or Patient Questionnaire responses are less than 100. N/A is shown where the base number of responses is less than 10 during the period. % is calculated as Quantity/Base number*100

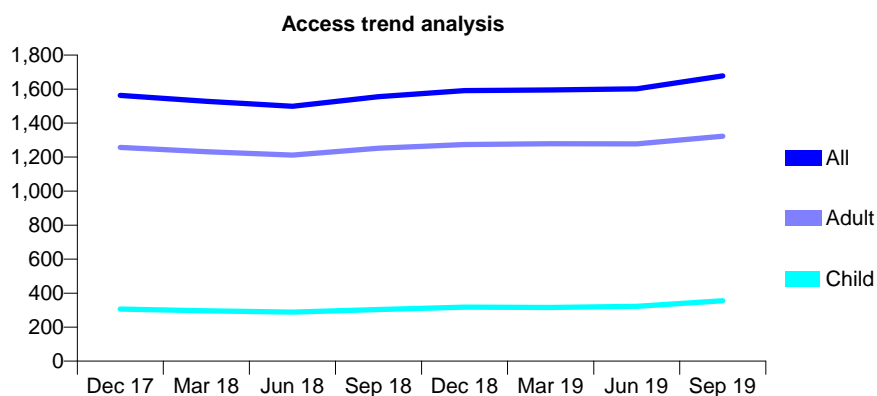
Q70 - Vital Signs At a Glance Contract Report for 765201/0001 - September 2019

Name or company name	MR A SHENYAN
Contract type name	GDS Contract
Purpose of contract	General
Contract start date	01/04/2006
Contract end date	

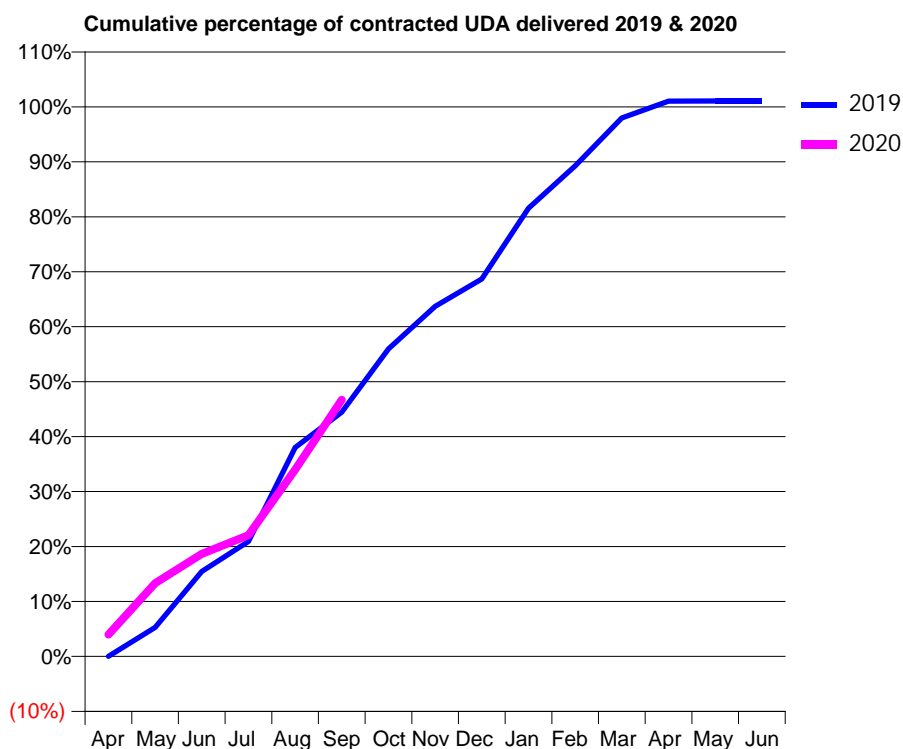
19/20 Contracted general activity (UDA)	7,650
Carry forward general activity (UDA)	0
19/20 Contracted orthodontic activity (UOA)	0
Carry forward orthodontic activity (UOA)	0
Baseline contract value	£219,112.06

ACCESS*

Patients seen in 24 months	Total	Change since previous quarter
Quarter ending September 2018	1,556	
Quarter ending December 2018	1,591	↑
Quarter ending March 2019	1,595	→
Quarter ending June 2019	1,601	→
Quarter ending September 2019	1,678	↑
Variance since September 2018	7.8%	↑



ACTIVITY



Month	Adjusted Scheduled Activity (UDA)	
	2019	2020
April	0	303
May	406	1,020
June	1,182	1,427
July	1,602	1,689
August	2,908	2,602
September	3,402	3,573
October	4,283	
November	4,874	
December	5,254	
January	6,238	
February	6,829	
March	7,495	
April	7,730	
May	7,731	
June	7,731	

QUALITY

	Quantity	Base Number	Contract	AT	Region	England
% of FP17s for the same patient ID Re-attending within 3 months - Children	30	301	10.0%	9.3%	10.8%	11.5%
% of FP17s for the same patient ID Re-attending within 3 months - Adults	155	1,017	15.2%	13.7%	15.2%	15.4%
% of FP17s for the same patient ID Re-attending between 3 & 9 months - Children	159	301	52.8%	62.8%	62.2%	59.7%
% of FP17s for the same patient ID Re-attending between 3 & 9 months - Adults	599	1,017	58.9%	53.3%	52.9%	51.7%
% of FP17s for Band 1 Urgent Courses	34	1,239	2.7%	10.0%	9.7%	9.2%
% of FP17s Relating to Free Repair or Replacements	27	1,239	2.2%	0.6%	0.6%	0.7%
% of FP17s Relating to Continuations	18	1,239	1.5%	0.8%	0.7%	0.8%
% of Patients satisfied with the dentistry they have received	2	4	N/A	93.2%	93.6%	93.5%
% of Patients satisfied with the time they had to wait for an appointment	4	4	N/A	85.0%	86.3%	87.4%

* This is based on patients treated on this contract for their most recent course of treatment. Figures in italics indicate the base number of FP17s or Patient Questionnaire responses are less than 100. N/A is shown where the base number of responses is less than 10 during the period. % is calculated as Quantity/Base number*100

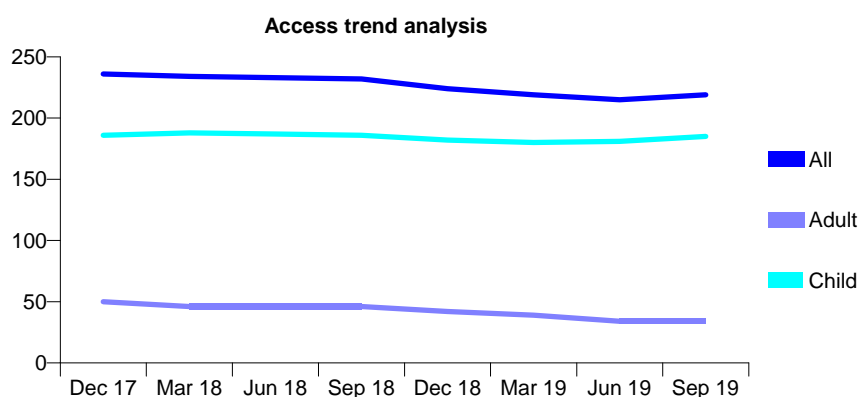
Q70 - Vital Signs At a Glance Contract Report for 769797/0001 - September 2019

Name or company name	MR FJ PEROLD
Contract type name	GDS Contract
Purpose of contract	General
Contract start date	01/04/2006
Contract end date	

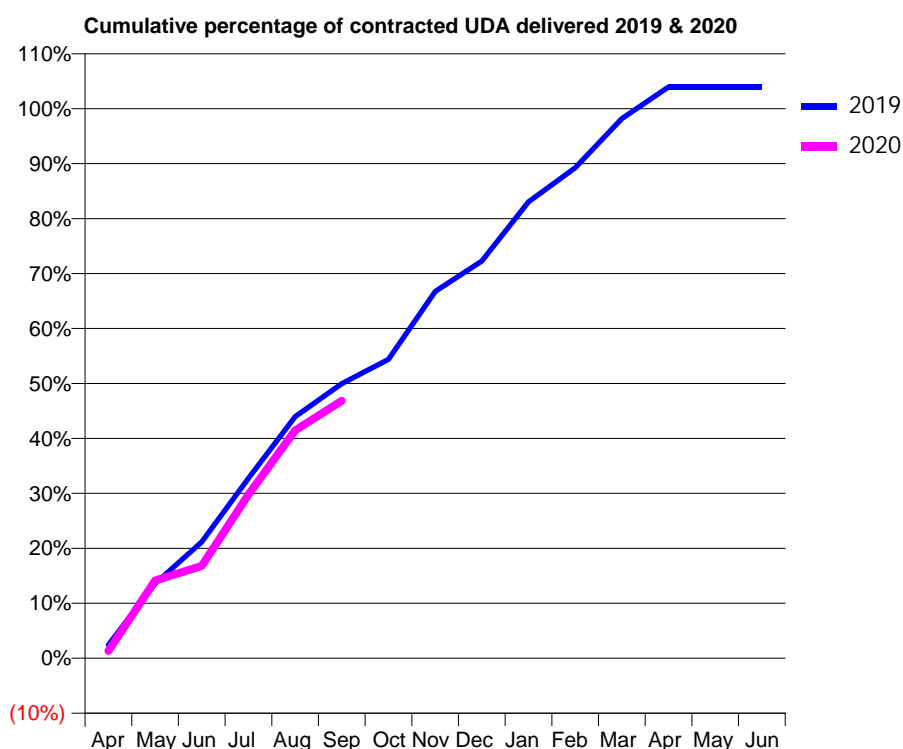
19/20 Contracted general activity (UDA)	450
Carry forward general activity (UDA)	0
19/20 Contracted orthodontic activity (UOA)	0
Carry forward orthodontic activity (UOA)	0
Baseline contract value	£10,709.58

ACCESS*

Patients seen in 24 months	Total	Change since previous quarter
Quarter ending September 2018	232	
Quarter ending December 2018	224	↓
Quarter ending March 2019	219	↓
Quarter ending June 2019	215	↓
Quarter ending September 2019	219	→
Variance since September 2018	(5.6%)	↓



ACTIVITY



Adjusted Scheduled Activity (UDA)		
Month	2019	2020
April	11	6
May	61	64
June	95	76
July	147	134
August	198	187
September	225	211
October	245	
November	300	
December	325	
January	374	
February	402	
March	442	
April	468	
May	468	
June	468	

QUALITY

	Quantity	Base Number	Contract	AT	Region	England
% of FP17s for the same patient ID Re-attending within 3 months - Children	22	178	12.4%	9.3%	10.8%	11.5%
% of FP17s for the same patient ID Re-attending within 3 months - Adults	1	11	9.1%	13.7%	15.2%	15.4%
% of FP17s for the same patient ID Re-attending between 3 & 9 months - Children	123	178	69.1%	62.8%	62.2%	59.7%
% of FP17s for the same patient ID Re-attending between 3 & 9 months - Adults	7	11	63.6%	53.3%	52.9%	51.7%
% of FP17s for Band 1 Urgent Courses	14	171	8.2%	10.0%	9.7%	9.2%
% of FP17s Relating to Free Repair or Replacements	0	171	0.0%	0.6%	0.6%	0.7%
% of FP17s Relating to Continuations	0	171	0.0%	0.8%	0.7%	0.8%
% of Patients satisfied with the dentistry they have received	0	0	N/A	93.2%	93.6%	93.5%
% of Patients satisfied with the time they had to wait for an appointment	0	0	N/A	85.0%	86.3%	87.4%

* This is based on patients treated on this contract for their most recent course of treatment.

Figures in italics indicate the base number of FP17s or Patient Questionnaire responses are less than 100. N/A is shown where the base number of responses is less than 10 during the period. % is calculated as Quantity/Base number*100

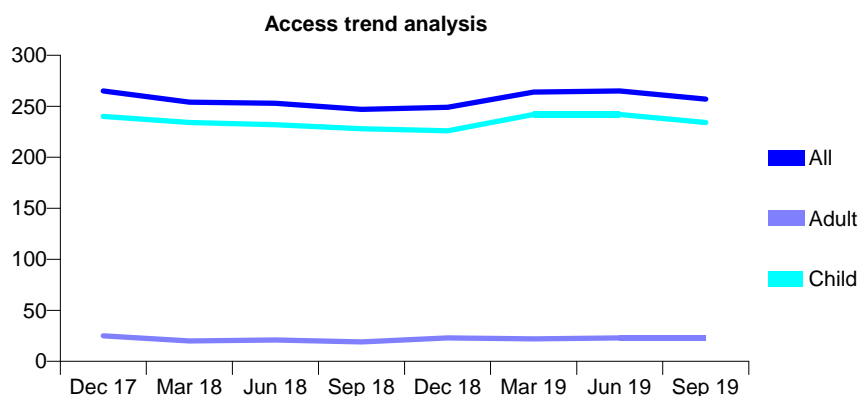
Q70 - Vital Signs At a Glance Contract Report for 801550/0001 - September 2019

Name or company name	Cheriton Dental Practice
Contract type name	GDS Contract
Purpose of contract	General
Contract start date	01/04/2006
Contract end date	

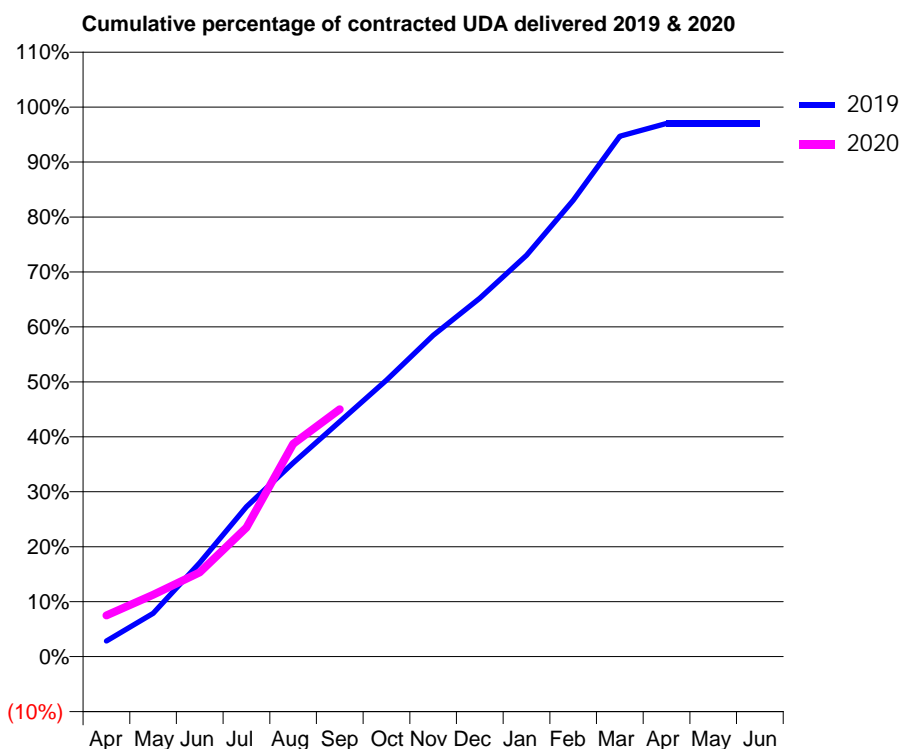
19/20 Contracted general activity (UDA)	640
Carry forward general activity (UDA)	19
19/20 Contracted orthodontic activity (UOA)	0
Carry forward orthodontic activity (UOA)	0
Baseline contract value	£15,062.71

ACCESS*

Patients seen in 24 months	Total	Change since previous quarter
Quarter ending September 2018	247	
Quarter ending December 2018	249	→
Quarter ending March 2019	264	↑
Quarter ending June 2019	265	→
Quarter ending September 2019	257	↓
Variance since September 2018	4.0%	↑



ACTIVITY



Month	Adjusted Scheduled Activity (UDA)	
	2019	2020
April	18	48
May	50	72
June	109	98
July	175	150
August	226	248
September	274	288
October	322	
November	374	
December	417	
January	467	
February	532	
March	606	
April	621	
May	621	
June	621	

QUALITY

	Quantity	Base Number	Contract	AT	Region	England
% of FP17s for the same patient ID Re-attending within 3 months - Children	17	187	9.1%	9.3%	10.8%	11.5%
% of FP17s for the same patient ID Re-attending within 3 months - Adults	0	0	N/A	13.7%	15.2%	15.4%
% of FP17s for the same patient ID Re-attending between 3 & 9 months - Children	117	187	62.6%	62.8%	62.2%	59.7%
% of FP17s for the same patient ID Re-attending between 3 & 9 months - Adults	0	0	N/A	53.3%	52.9%	51.7%
% of FP17s for Band 1 Urgent Courses	5	174	2.9%	10.0%	9.7%	9.2%
% of FP17s Relating to Free Repair or Replacements	0	174	0.0%	0.6%	0.6%	0.7%
% of FP17s Relating to Continuations	0	174	0.0%	0.8%	0.7%	0.8%
% of Patients satisfied with the dentistry they have received	0	0	N/A	93.2%	93.6%	93.5%
% of Patients satisfied with the time they had to wait for an appointment	0	0	N/A	85.0%	86.3%	87.4%

* This is based on patients treated on this contract for their most recent course of treatment. Figures in italics indicate the base number of FP17s or Patient Questionnaire responses are less than 100. N/A is shown where the base number of responses is less than 10 during the period. % is calculated as Quantity/Base number*100

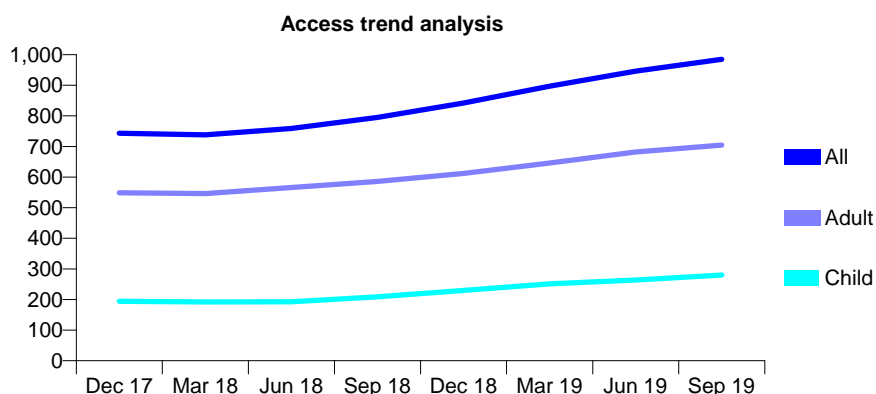
Q70 - Vital Signs At a Glance Contract Report for 801623/0001 - September 2019

Name or company name	Hema Rajah
Contract type name	GDS Contract
Purpose of contract	General
Contract start date	01/04/2006
Contract end date	

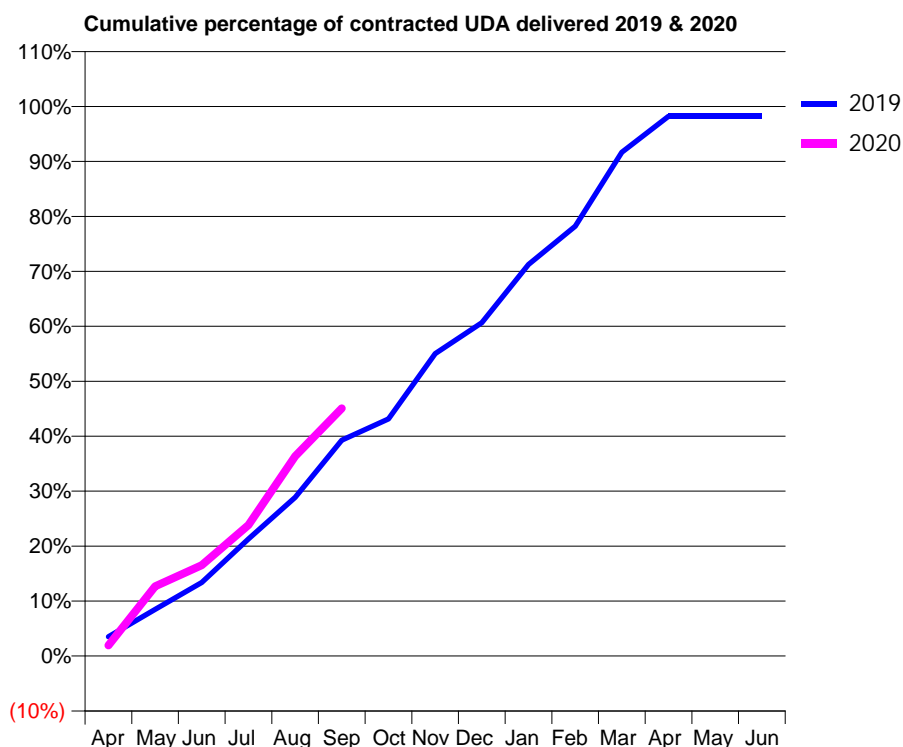
19/20 Contracted general activity (UDA)	2,360
Carry forward general activity (UDA)	0
19/20 Contracted orthodontic activity (UOA)	0
Carry forward orthodontic activity (UOA)	0
Baseline contract value	£57,057.64

ACCESS*

Patients seen in 24 months	Total	Change since previous quarter
Quarter ending September 2018	795	
Quarter ending December 2018	842	↑
Quarter ending March 2019	897	↑
Quarter ending June 2019	946	↑
Quarter ending September 2019	985	↑
Variance since September 2018	23.9%	↑



ACTIVITY



Month	Adjusted Scheduled Activity (UDA)	
	2019	2020
April	83	46
May	201	299
June	316	390
July	503	562
August	681	858
September	927	1,064
October	1,018	
November	1,298	
December	1,432	
January	1,682	
February	1,846	
March	2,163	
April	2,318	
May	2,318	
June	2,318	

QUALITY

	Quantity	Base Number	Contract	AT	Region	England
% of FP17s for the same patient ID Re-attending within 3 months - Children	13	218	6.0%	9.3%	10.8%	11.5%
% of FP17s for the same patient ID Re-attending within 3 months - Adults	65	490	13.3%	13.7%	15.2%	15.4%
% of FP17s for the same patient ID Re-attending between 3 & 9 months - Children	139	218	63.8%	62.8%	62.2%	59.7%
% of FP17s for the same patient ID Re-attending between 3 & 9 months - Adults	290	490	59.2%	53.3%	52.9%	51.7%
% of FP17s for Band 1 Urgent Courses	54	626	8.6%	10.0%	9.7%	9.2%
% of FP17s Relating to Free Repair or Replacements	6	626	1.0%	0.6%	0.6%	0.7%
% of FP17s Relating to Continuations	3	626	0.5%	0.8%	0.7%	0.8%
% of Patients satisfied with the dentistry they have received	0	0	N/A	93.2%	93.6%	93.5%
% of Patients satisfied with the time they had to wait for an appointment	0	0	N/A	85.0%	86.3%	87.4%

* This is based on patients treated on this contract for their most recent course of treatment. Figures in italics indicate the base number of FP17s or Patient Questionnaire responses are less than 100. N/A is shown where the base number of responses is less than 10 during the period. % is calculated as Quantity/Base number*100

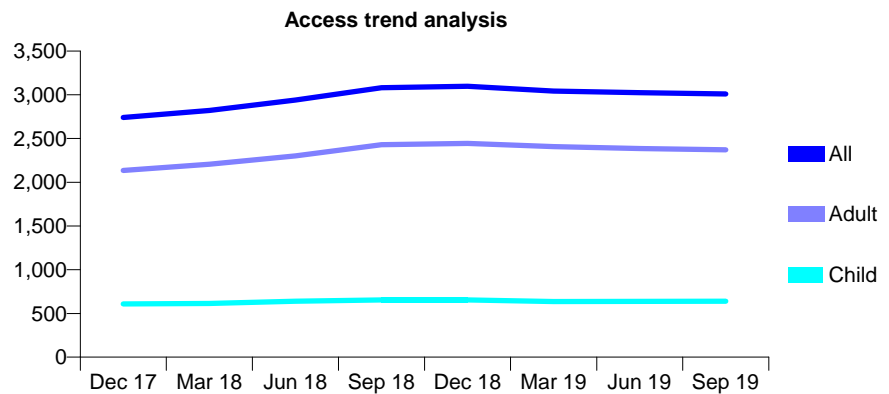
Q70 - Vital Signs At a Glance Contract Report for 804568/0001 - September 2019

Name or company name	MR SA WALKER
Contract type name	GDS Contract
Purpose of contract	General
Contract start date	01/04/2006
Contract end date	

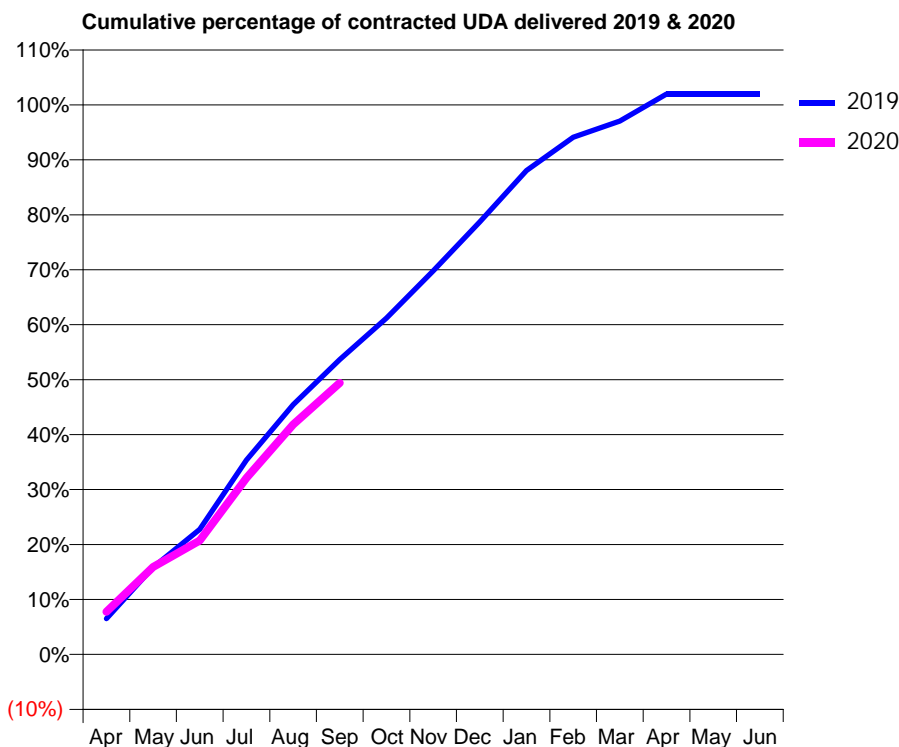
19/20 Contracted general activity (UDA)	8,477
Carry forward general activity (UDA)	0
19/20 Contracted orthodontic activity (UOA)	0
Carry forward orthodontic activity (UOA)	0
Baseline contract value	£225,018.83

ACCESS*

Patients seen in 24 months	Total	Change since previous quarter
Quarter ending September 2018	3,081	
Quarter ending December 2018	3,097	→
Quarter ending March 2019	3,044	↓
Quarter ending June 2019	3,024	→
Quarter ending September 2019	3,010	→
Variance since September 2018	(2.3%)	↓



ACTIVITY



Month	Adjusted Scheduled Activity (UDA)	
	2019	2020
April	552	656
May	1,344	1,351
June	1,930	1,755
July	2,998	2,722
August	3,853	3,545
September	4,548	4,190
October	5,187	
November	5,917	
December	6,673	
January	7,463	
February	7,976	
March	8,227	
April	8,642	
May	8,642	
June	8,642	

QUALITY

	Quantity	Base Number	Contract	AT	Region	England
% of FP17s for the same patient ID Re-attending within 3 months - Children	32	587	5.5%	9.3%	10.8%	11.5%
% of FP17s for the same patient ID Re-attending within 3 months - Adults	268	2,040	13.1%	13.7%	15.2%	15.4%
% of FP17s for the same patient ID Re-attending between 3 & 9 months - Children	436	587	74.3%	62.8%	62.2%	59.7%
% of FP17s for the same patient ID Re-attending between 3 & 9 months - Adults	1,365	2,040	66.9%	53.3%	52.9%	51.7%
% of FP17s for Band 1 Urgent Courses	108	2,372	4.6%	10.0%	9.7%	9.2%
% of FP17s Relating to Free Repair or Replacements	45	2,372	1.9%	0.6%	0.6%	0.7%
% of FP17s Relating to Continuations	20	2,372	0.8%	0.8%	0.7%	0.8%
% of Patients satisfied with the dentistry they have received	3	3	N/A	93.2%	93.6%	93.5%
% of Patients satisfied with the time they had to wait for an appointment	3	3	N/A	85.0%	86.3%	87.4%

* This is based on patients treated on this contract for their most recent course of treatment. Figures in italics indicate the base number of FP17s or Patient Questionnaire responses are less than 100. N/A is shown where the base number of responses is less than 10 during the period. % is calculated as Quantity/Base number*100

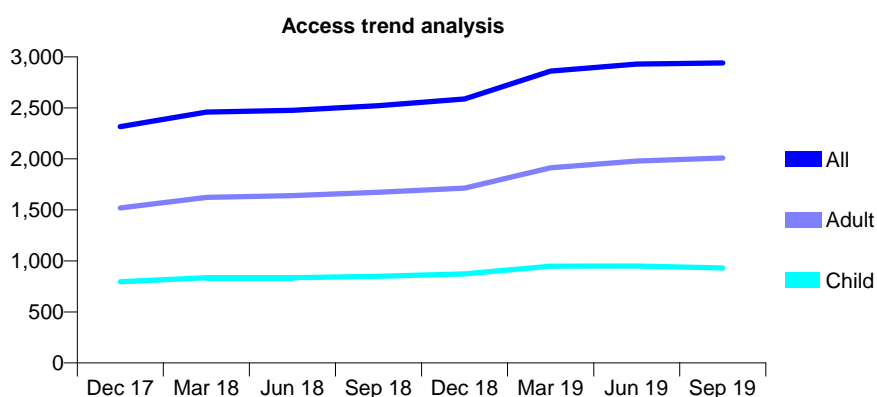
Q70 - Vital Signs At a Glance Contract Report for 810274/0001 - September 2019

Name or company name	MR TN DAVIES
Contract type name	GDS Contract
Purpose of contract	General
Contract start date	01/04/2006
Contract end date	

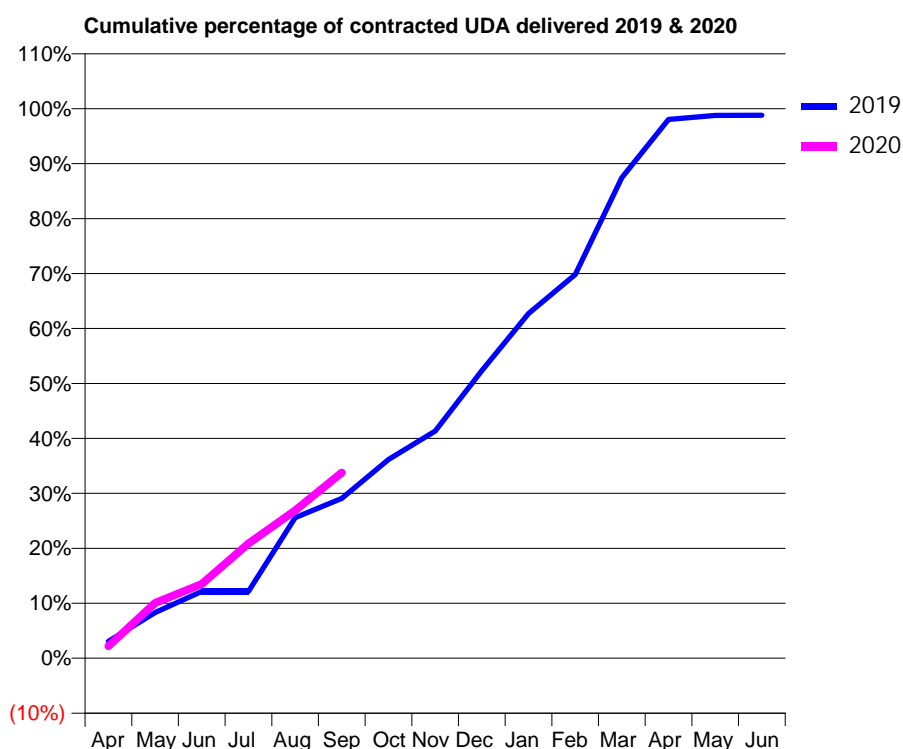
19/20 Contracted general activity (UDA)	8,357
Carry forward general activity (UDA)	0
19/20 Contracted orthodontic activity (UOA)	0
Carry forward orthodontic activity (UOA)	0
Baseline contract value	£210,632.00

ACCESS*

Patients seen in 24 months	Total	Change since previous quarter
Quarter ending September 2018	2,521	
Quarter ending December 2018	2,587	↑
Quarter ending March 2019	2,861	↑
Quarter ending June 2019	2,929	↑
Quarter ending September 2019	2,941	→
Variance since September 2018	16.7%	↑



ACTIVITY



Month	2019	2020
April	221	184
May	598	841
June	875	1,128
July	875	1,744
August	1,840	2,248
September	2,091	2,821
October	2,599	
November	2,971	
December	3,761	
January	4,509	
February	5,020	
March	6,288	
April	7,049	
May	7,101	
June	7,104	

QUALITY

	Quantity	Base Number	Contract	AT	Region	England
% of FP17s for the same patient ID Re-attending within 3 months - Children	46	697	6.6%	9.3%	10.8%	11.5%
% of FP17s for the same patient ID Re-attending within 3 months - Adults	186	1,437	12.9%	13.7%	15.2%	15.4%
% of FP17s for the same patient ID Re-attending between 3 & 9 months - Children	517	697	74.2%	62.8%	62.2%	59.7%
% of FP17s for the same patient ID Re-attending between 3 & 9 months - Adults	864	1,437	60.1%	53.3%	52.9%	51.7%
% of FP17s for Band 1 Urgent Courses	77	1,306	5.9%	10.0%	9.7%	9.2%
% of FP17s Relating to Free Repair or Replacements	4	1,306	0.3%	0.6%	0.6%	0.7%
% of FP17s Relating to Continuations	11	1,306	0.8%	0.8%	0.7%	0.8%
% of Patients satisfied with the dentistry they have received	0	0	N/A	93.2%	93.6%	93.5%
% of Patients satisfied with the time they had to wait for an appointment	0	0	N/A	85.0%	86.3%	87.4%

* This is based on patients treated on this contract for their most recent course of treatment. Figures in italics indicate the base number of FP17s or Patient Questionnaire responses are less than 100. N/A is shown where the base number of responses is less than 10 during the period. % is calculated as Quantity/Base number*100

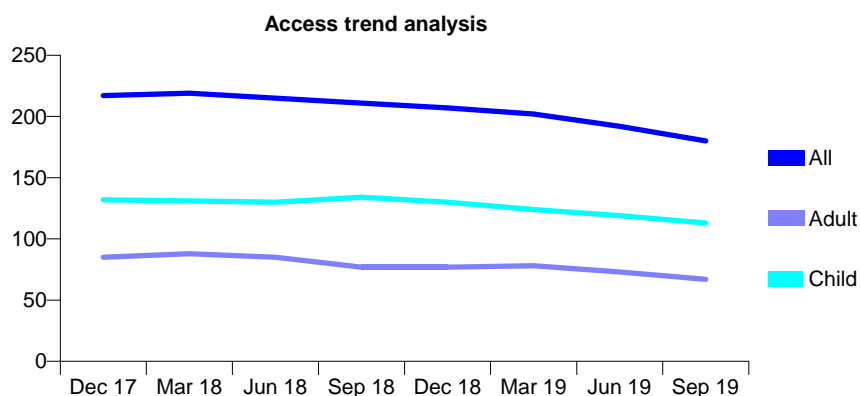
Q70 - Vital Signs At a Glance Contract Report for 811335/0001 - September 2019

Name or company name	MR R HERRON
Contract type name	GDS Contract
Purpose of contract	General
Contract start date	01/04/2006
Contract end date	

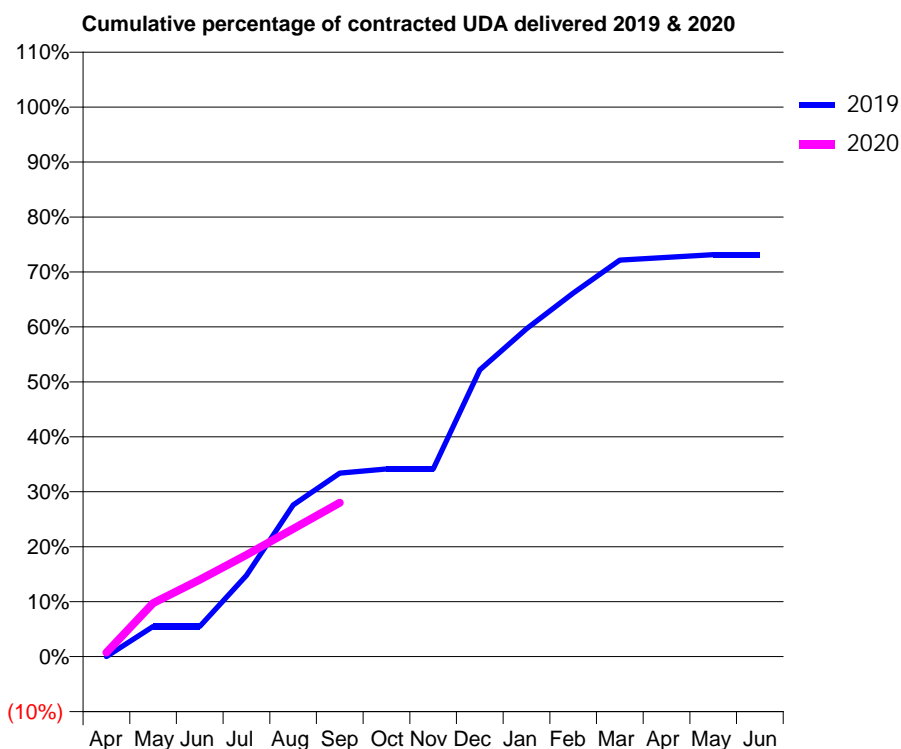
19/20 Contracted general activity (UDA)	400
Carry forward general activity (UDA)	0
19/20 Contracted orthodontic activity (UOA)	0
Carry forward orthodontic activity (UOA)	0
Baseline contract value	£10,038.29

ACCESS*

Patients seen in 24 months	Total	Change since previous quarter
Quarter ending September 2018	211	
Quarter ending December 2018	207	↓
Quarter ending March 2019	202	↓
Quarter ending June 2019	192	↓
Quarter ending September 2019	180	↓
Variance since September 2018	(14.7%)	↓



ACTIVITY



Month	Adjusted Scheduled Activity (UDA)	
	2019	2020
April	0	3
May	22	39
June	22	56
July	59	74
August	110	93
September	134	112
October	137	
November	137	
December	209	
January	239	
February	265	
March	289	
April	291	
May	293	
June	293	

QUALITY

	Quantity	Base Number	Contract	AT	Region	England
% of FP17s for the same patient ID Re-attending within 3 months - Children	0	70	0.0%	9.3%	10.8%	11.5%
% of FP17s for the same patient ID Re-attending within 3 months - Adults	0	26	0.0%	13.7%	15.2%	15.4%
% of FP17s for the same patient ID Re-attending between 3 & 9 months - Children	43	70	61.4%	62.8%	62.2%	59.7%
% of FP17s for the same patient ID Re-attending between 3 & 9 months - Adults	16	26	61.5%	53.3%	52.9%	51.7%
% of FP17s for Band 1 Urgent Courses	0	92	0.0%	10.0%	9.7%	9.2%
% of FP17s Relating to Free Repair or Replacements	0	92	0.0%	0.6%	0.6%	0.7%
% of FP17s Relating to Continuations	0	92	0.0%	0.8%	0.7%	0.8%
% of Patients satisfied with the dentistry they have received	0	0	N/A	93.2%	93.6%	93.5%
% of Patients satisfied with the time they had to wait for an appointment	0	0	N/A	85.0%	86.3%	87.4%

* This is based on patients treated on this contract for their most recent course of treatment. Figures in italics indicate the base number of FP17s or Patient Questionnaire responses are less than 100. N/A is shown where the base number of responses is less than 10 during the period. % is calculated as Quantity/Base number*100

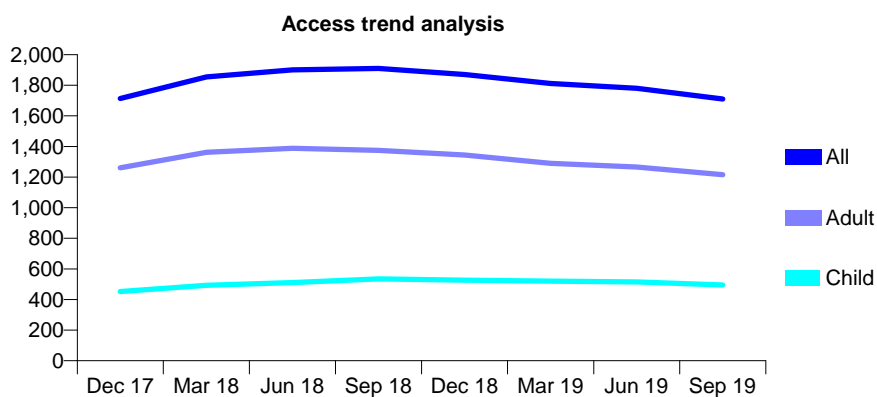
Q70 - Vital Signs At a Glance Contract Report for 813079/0001 - September 2019

Name or company name	SALZL A
Contract type name	GDS Contract
Purpose of contract	General
Contract start date	01/04/2006
Contract end date	

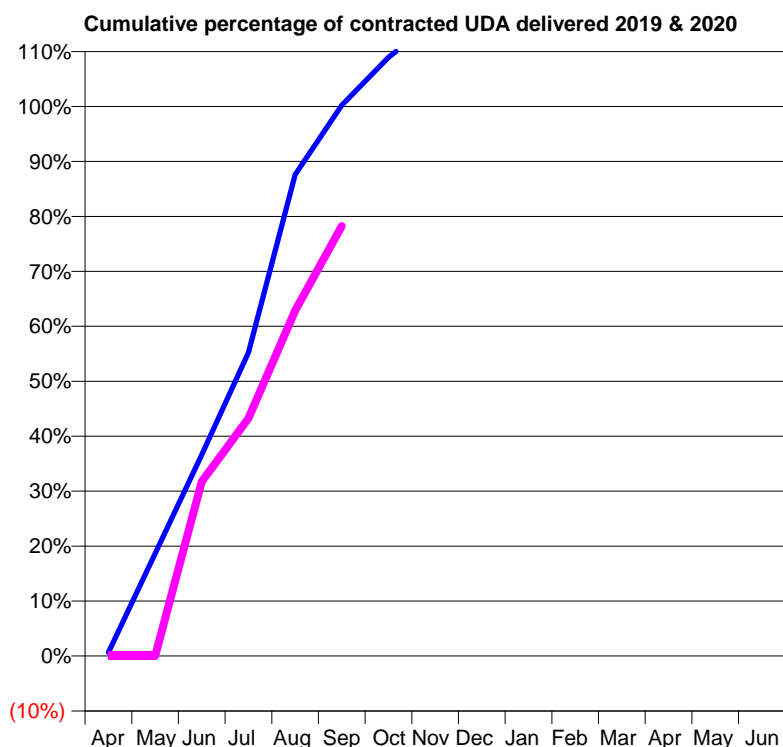
19/20 Contracted general activity (UDA)	1,800
Carry forward general activity (UDA)	0
19/20 Contracted orthodontic activity (UOA)	0
Carry forward orthodontic activity (UOA)	0
Baseline contract value	£47,005.67

ACCESS*

Patients seen in 24 months	Total	Change since previous quarter
Quarter ending September 2018	1,910	
Quarter ending December 2018	1,871	↓
Quarter ending March 2019	1,811	↓
Quarter ending June 2019	1,781	↓
Quarter ending September 2019	1,710	↓
Variance since September 2018	(10.5%)	↓



ACTIVITY



Month	Adjusted Scheduled Activity (UDA)	
	2019	2020
April	12	0
May	336	0
June	659	571
July	995	779
August	1,577	1,131
September	1,804	1,408
October	1,961	
November	2,079	
December	2,216	
January	2,422	
February	2,580	
March	2,852	
April	2,852	
May	2,852	
June	2,857	

QUALITY

	Quantity	Base Number	Contract	AT	Region	England
% of FP17s for the same patient ID Re-attending within 3 months - Children	20	406	4.9%	9.3%	10.8%	11.5%
% of FP17s for the same patient ID Re-attending within 3 months - Adults	65	784	8.3%	13.7%	15.2%	15.4%
% of FP17s for the same patient ID Re-attending between 3 & 9 months - Children	232	406	57.1%	62.8%	62.2%	59.7%
% of FP17s for the same patient ID Re-attending between 3 & 9 months - Adults	277	784	35.3%	53.3%	52.9%	51.7%
% of FP17s for Band 1 Urgent Courses	39	944	4.1%	10.0%	9.7%	9.2%
% of FP17s Relating to Free Repair or Replacements	4	944	0.4%	0.6%	0.6%	0.7%
% of FP17s Relating to Continuations	0	944	0.0%	0.8%	0.7%	0.8%
% of Patients satisfied with the dentistry they have received	0	0	N/A	93.2%	93.6%	93.5%
% of Patients satisfied with the time they had to wait for an appointment	0	0	N/A	85.0%	86.3%	87.4%

* This is based on patients treated on this contract for their most recent course of treatment. Figures in italics indicate the base number of FP17s or Patient Questionnaire responses are less than 100. N/A is shown where the base number of responses is less than 10 during the period. % is calculated as Quantity/Base number*100

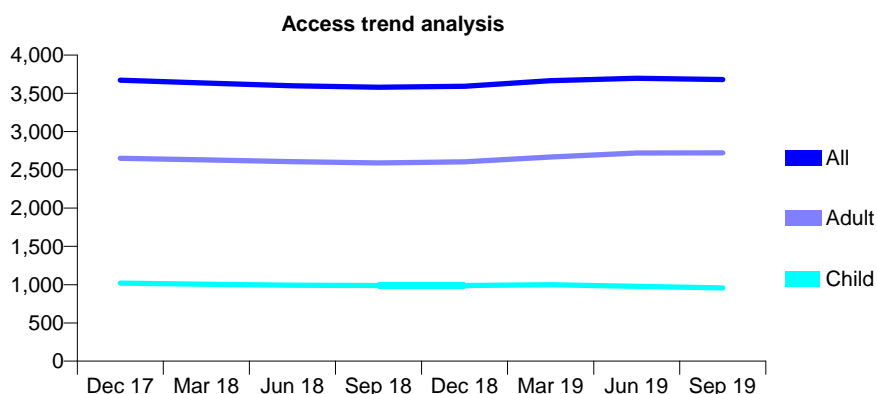
Q70 - Vital Signs At a Glance Contract Report for 817198/0001 - September 2019

Name or company name	MR RM WILLIAMS
Contract type name	GDS Contract
Purpose of contract	General
Contract start date	01/04/2006
Contract end date	

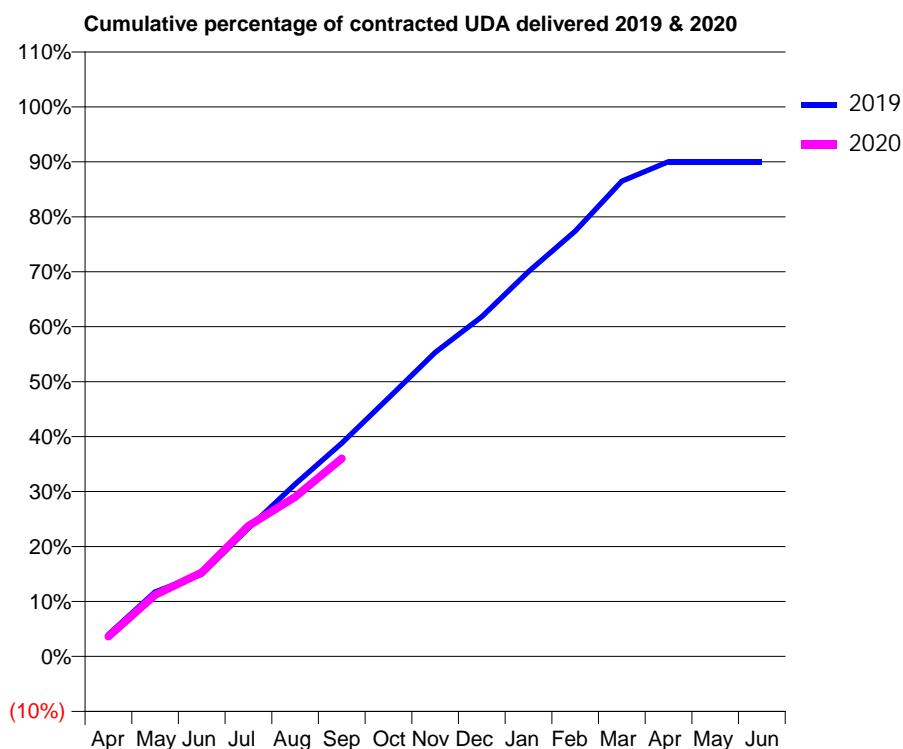
19/20 Contracted general activity (UDA)	11,000
Carry forward general activity (UDA)	0
19/20 Contracted orthodontic activity (UOA)	0
Carry forward orthodontic activity (UOA)	0
Baseline contract value	£326,761.55

ACCESS*

Patients seen in 24 months	Total	Change since previous quarter
Quarter ending September 2018	3,579	
Quarter ending December 2018	3,592	→
Quarter ending March 2019	3,665	↑
Quarter ending June 2019	3,697	→
Quarter ending September 2019	3,680	→
Variance since September 2018	2.8%	↑



ACTIVITY



Month	2019	2020
April	442	399
May	1,292	1,232
June	1,646	1,681
July	2,569	2,613
August	3,451	3,195
September	4,271	3,961
October	5,172	
November	6,084	
December	6,801	
January	7,701	
February	8,515	
March	9,511	
April	9,906	
May	9,906	
June	9,906	

QUALITY

	Quantity	Base Number	Contract	AT	Region	England
% of FP17s for the same patient ID Re-attending within 3 months - Children	39	812	4.8%	9.3%	10.8%	11.5%
% of FP17s for the same patient ID Re-attending within 3 months - Adults	177	1,488	11.9%	13.7%	15.2%	15.4%
% of FP17s for the same patient ID Re-attending between 3 & 9 months - Children	568	812	70.0%	62.8%	62.2%	59.7%
% of FP17s for the same patient ID Re-attending between 3 & 9 months - Adults	566	1,488	38.0%	53.3%	52.9%	51.7%
% of FP17s for Band 1 Urgent Courses	166	2,118	7.8%	10.0%	9.7%	9.2%
% of FP17s Relating to Free Repair or Replacements	6	2,118	0.3%	0.6%	0.6%	0.7%
% of FP17s Relating to Continuations	21	2,118	1.0%	0.8%	0.7%	0.8%
% of Patients satisfied with the dentistry they have received	4	4	N/A	93.2%	93.6%	93.5%
% of Patients satisfied with the time they had to wait for an appointment	4	4	N/A	85.0%	86.3%	87.4%

* This is based on patients treated on this contract for their most recent course of treatment. Figures in italics indicate the base number of FP17s or Patient Questionnaire responses are less than 100. N/A is shown where the base number of responses is less than 10 during the period. % is calculated as Quantity/Base number*100

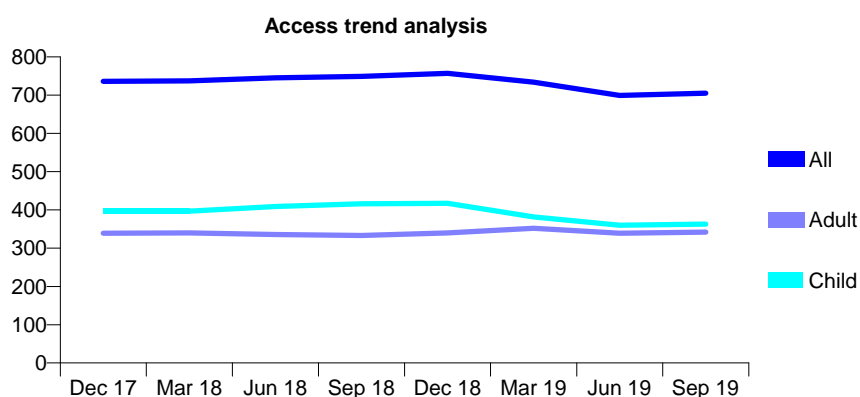
Q70 - Vital Signs At a Glance Contract Report for 820563/0001 - September 2019

Name or company name	MR MJ COLE
Contract type name	GDS Contract
Purpose of contract	General and Orthodontic
Contract start date	01/04/2006
Contract end date	

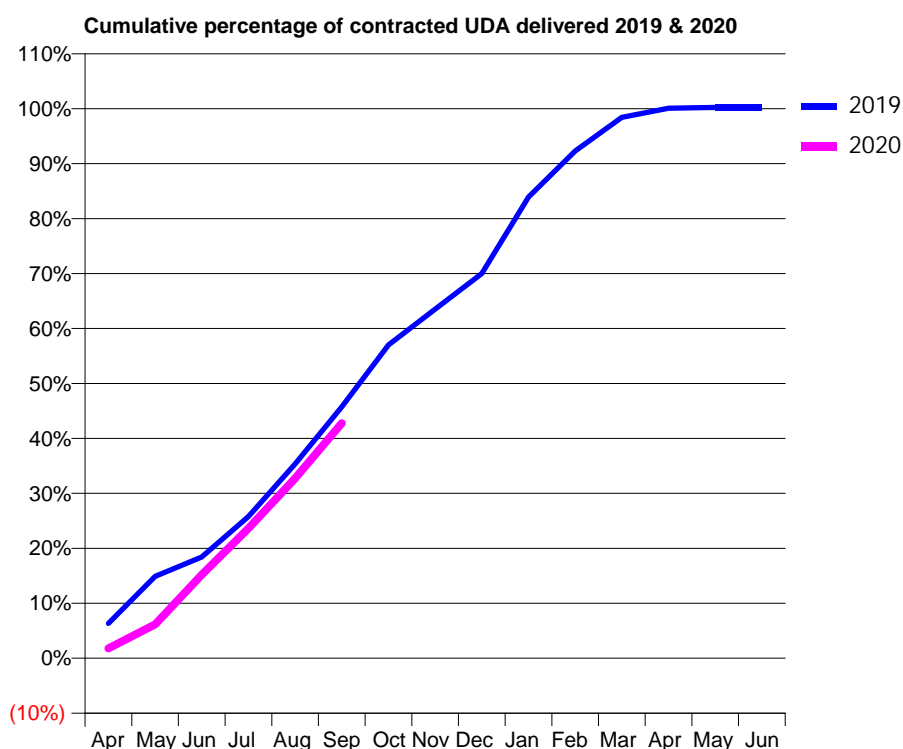
19/20 Contracted general activity (UDA)	1,870
Carry forward general activity (UDA)	0
19/20 Contracted orthodontic activity (UOA)	243
Carry forward orthodontic activity (UOA)	3
Baseline contract value	£65,919.48

ACCESS*

Patients seen in 24 months	Total	Change since previous quarter
Quarter ending September 2018	749	
Quarter ending December 2018	757	→
Quarter ending March 2019	734	↓
Quarter ending June 2019	699	↓
Quarter ending September 2019	705	→
Variance since September 2018	(5.9%)	↓



ACTIVITY



Month	2019	2020
April	119	33
May	279	115
June	345	284
July	482	442
August	661	612
September	855	800
October	1,066	
November	1,188	
December	1,309	
January	1,569	
February	1,726	
March	1,840	
April	1,872	
May	1,875	
June	1,875	

QUALITY

	Quantity	Base Number	Contract	AT	Region	England
% of FP17s for the same patient ID Re-attending within 3 months - Children	19	331	5.7%	9.3%	10.8%	11.5%
% of FP17s for the same patient ID Re-attending within 3 months - Adults	11	214	5.1%	13.7%	15.2%	15.4%
% of FP17s for the same patient ID Re-attending between 3 & 9 months - Children	217	331	65.6%	62.8%	62.2%	59.7%
% of FP17s for the same patient ID Re-attending between 3 & 9 months - Adults	119	214	55.6%	53.3%	52.9%	51.7%
% of FP17s for Band 1 Urgent Courses	21	507	4.1%	10.0%	9.7%	9.2%
% of FP17s Relating to Free Repair or Replacements	0	507	0.0%	0.6%	0.6%	0.7%
% of FP17s Relating to Continuations	0	507	0.0%	0.8%	0.7%	0.8%
% of Patients satisfied with the dentistry they have received	0	0	N/A	93.2%	93.6%	93.5%
% of Patients satisfied with the time they had to wait for an appointment	0	0	N/A	85.0%	86.3%	87.4%

* This is based on patients treated on this contract for their most recent course of treatment.

Figures in italics indicate the base number of FP17s or Patient Questionnaire responses are less than 100. N/A is shown where the base number of responses is less than 10 during the period. % is calculated as Quantity/Base number*100

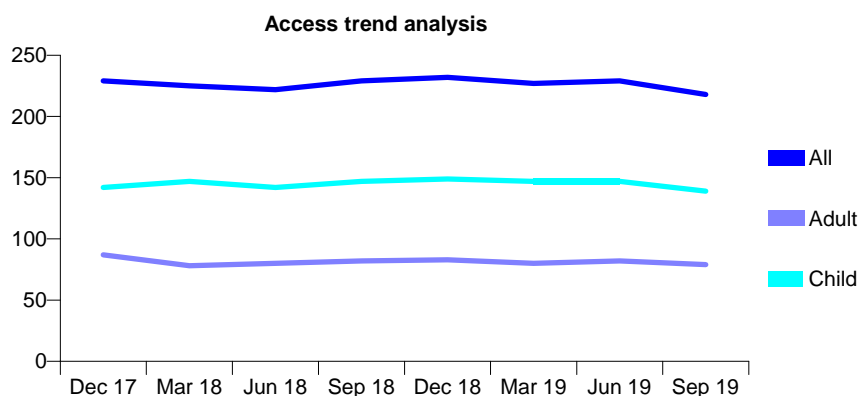
Q70 - Vital Signs At a Glance Contract Report for 825751/0002 - September 2019

Name or company name	MS BS SHIPLEY
Contract type name	GDS Contract
Purpose of contract	General
Contract start date	01/04/2006
Contract end date	

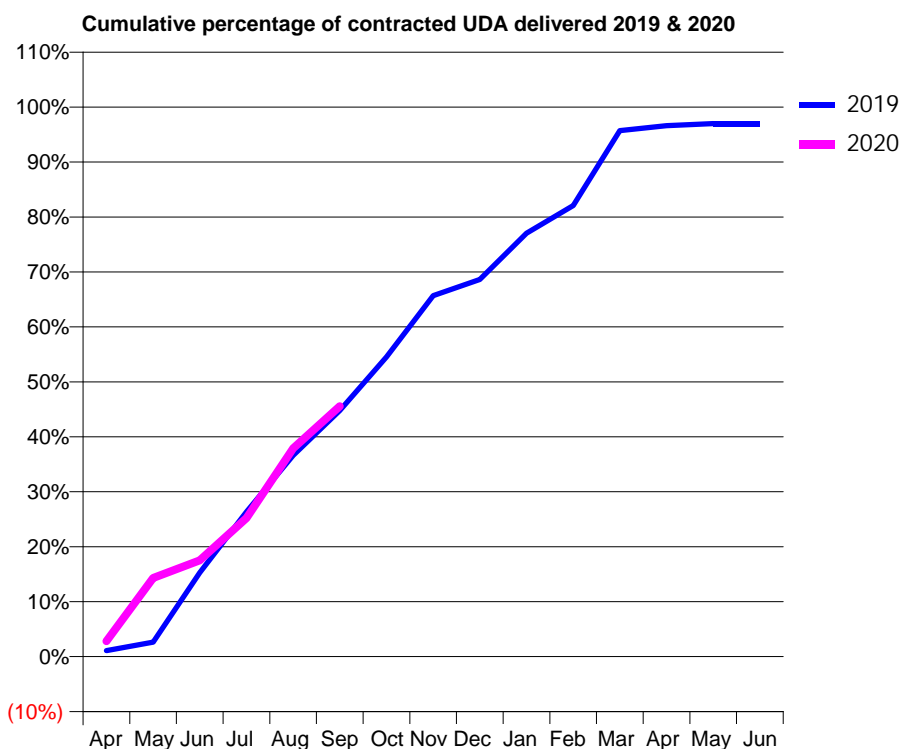
19/20 Contracted general activity (UDA)	539
Carry forward general activity (UDA)	16
19/20 Contracted orthodontic activity (UOA)	0
Carry forward orthodontic activity (UOA)	0
Baseline contract value	£14,457.33

ACCESS*

Patients seen in 24 months	Total	Change since previous quarter
Quarter ending September 2018	229	
Quarter ending December 2018	232	→
Quarter ending March 2019	227	↓
Quarter ending June 2019	229	→
Quarter ending September 2019	218	↓
Variance since September 2018	(4.8%)	↓



ACTIVITY



Month	Adjusted Scheduled Activity (UDA)	
	2019	2020
April	6	15
May	14	77
June	82	94
July	142	136
August	197	204
September	241	246
October	294	
November	354	
December	370	
January	415	
February	442	
March	516	
April	521	
May	523	
June	523	

QUALITY

	Quantity	Base Number	Contract	AT	Region	England
% of FP17s for the same patient ID Re-attending within 3 months - Children	9	117	7.7%	9.3%	10.8%	11.5%
% of FP17s for the same patient ID Re-attending within 3 months - Adults	1	43	2.3%	13.7%	15.2%	15.4%
% of FP17s for the same patient ID Re-attending between 3 & 9 months - Children	81	117	69.2%	62.8%	62.2%	59.7%
% of FP17s for the same patient ID Re-attending between 3 & 9 months - Adults	24	43	55.8%	53.3%	52.9%	51.7%
% of FP17s for Band 1 Urgent Courses	8	152	5.3%	10.0%	9.7%	9.2%
% of FP17s Relating to Free Repair or Replacements	0	152	0.0%	0.6%	0.6%	0.7%
% of FP17s Relating to Continuations	0	152	0.0%	0.8%	0.7%	0.8%
% of Patients satisfied with the dentistry they have received	0	0	N/A	93.2%	93.6%	93.5%
% of Patients satisfied with the time they had to wait for an appointment	0	0	N/A	85.0%	86.3%	87.4%

* This is based on patients treated on this contract for their most recent course of treatment. Figures in italics indicate the base number of FP17s or Patient Questionnaire responses are less than 100. N/A is shown where the base number of responses is less than 10 during the period. % is calculated as Quantity/Base number*100

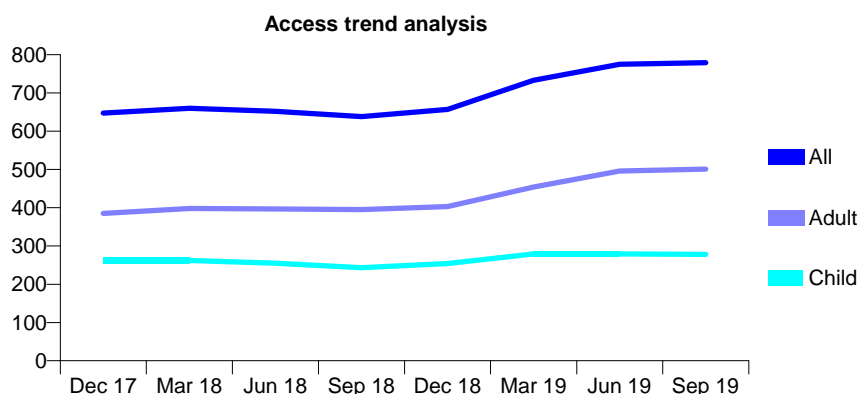
Q70 - Vital Signs At a Glance Contract Report for 830127/0001 - September 2019

Name or company name	MR HM MORTON
Contract type name	GDS Contract
Purpose of contract	General
Contract start date	01/04/2006
Contract end date	

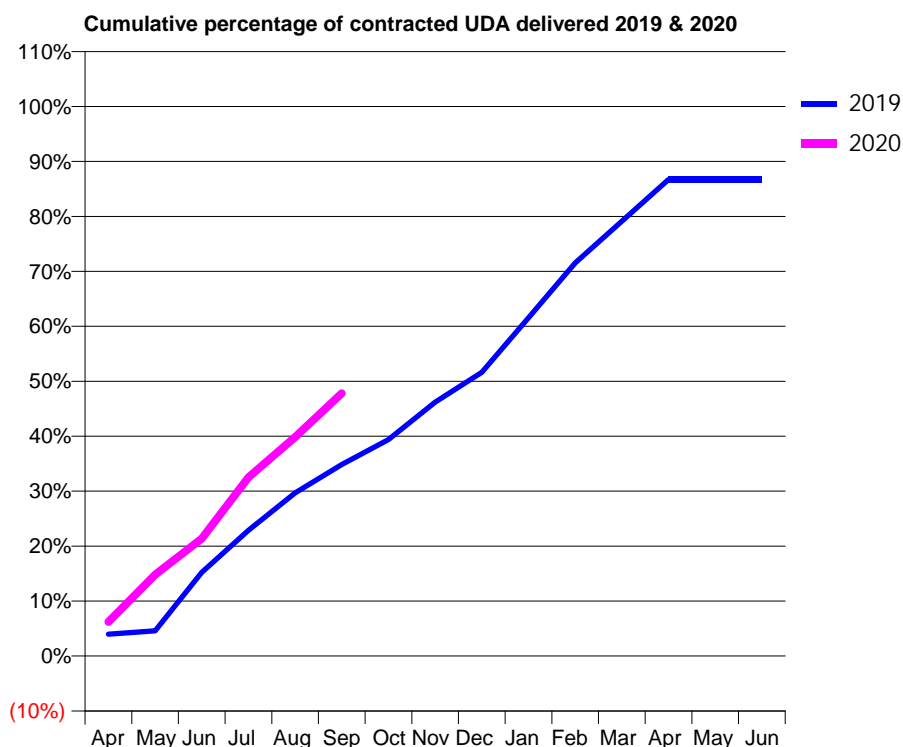
19/20 Contracted general activity (UDA)	1,820
Carry forward general activity (UDA)	0
19/20 Contracted orthodontic activity (UOA)	0
Carry forward orthodontic activity (UOA)	0
Baseline contract value	£53,795.20

ACCESS*

Patients seen in 24 months	Total	Change since previous quarter
Quarter ending September 2018	638	
Quarter ending December 2018	657	↑
Quarter ending March 2019	733	↑
Quarter ending June 2019	775	↑
Quarter ending September 2019	779	→
Variance since September 2018	22.1%	↑



ACTIVITY



Month	Adjusted Scheduled Activity (UDA)	
	2019	2020
April	73	113
May	84	270
June	277	389
July	416	592
August	540	725
September	634	870
October	717	
November	841	
December	940	
January	1,120	
February	1,302	
March	1,440	
April	1,578	
May	1,578	
June	1,578	

QUALITY

	Quantity	Base Number	Contract	AT	Region	England
% of FP17s for the same patient ID Re-attending within 3 months - Children	12	209	5.7%	9.3%	10.8%	11.5%
% of FP17s for the same patient ID Re-attending within 3 months - Adults	29	322	9.0%	13.7%	15.2%	15.4%
% of FP17s for the same patient ID Re-attending between 3 & 9 months - Children	131	209	62.7%	62.8%	62.2%	59.7%
% of FP17s for the same patient ID Re-attending between 3 & 9 months - Adults	153	322	47.5%	53.3%	52.9%	51.7%
% of FP17s for Band 1 Urgent Courses	21	465	4.5%	10.0%	9.7%	9.2%
% of FP17s Relating to Free Repair or Replacements	4	465	0.9%	0.6%	0.6%	0.7%
% of FP17s Relating to Continuations	1	465	0.2%	0.8%	0.7%	0.8%
% of Patients satisfied with the dentistry they have received	0	0	N/A	93.2%	93.6%	93.5%
% of Patients satisfied with the time they had to wait for an appointment	0	0	N/A	85.0%	86.3%	87.4%

* This is based on patients treated on this contract for their most recent course of treatment. Figures in italics indicate the base number of FP17s or Patient Questionnaire responses are less than 100. N/A is shown where the base number of responses is less than 10 during the period. % is calculated as Quantity/Base number*100

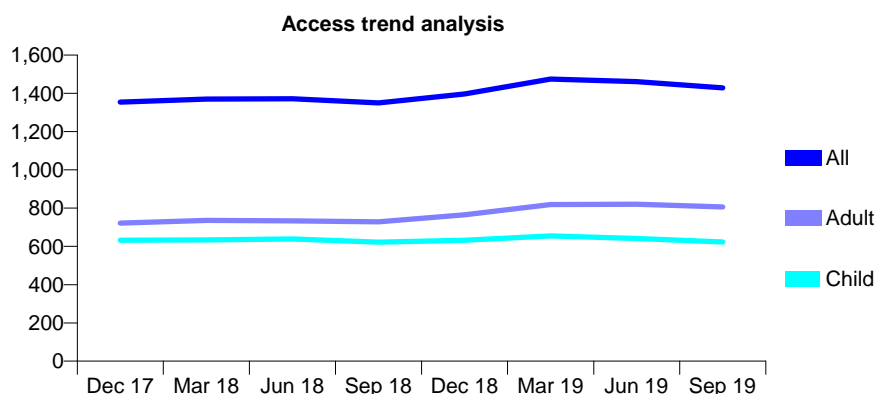
Q70 - Vital Signs At a Glance Contract Report for 832057/0001 - September 2019

Name or company name	MR JR ROTHMAN
Contract type name	GDS Contract
Purpose of contract	General
Contract start date	01/04/2006
Contract end date	

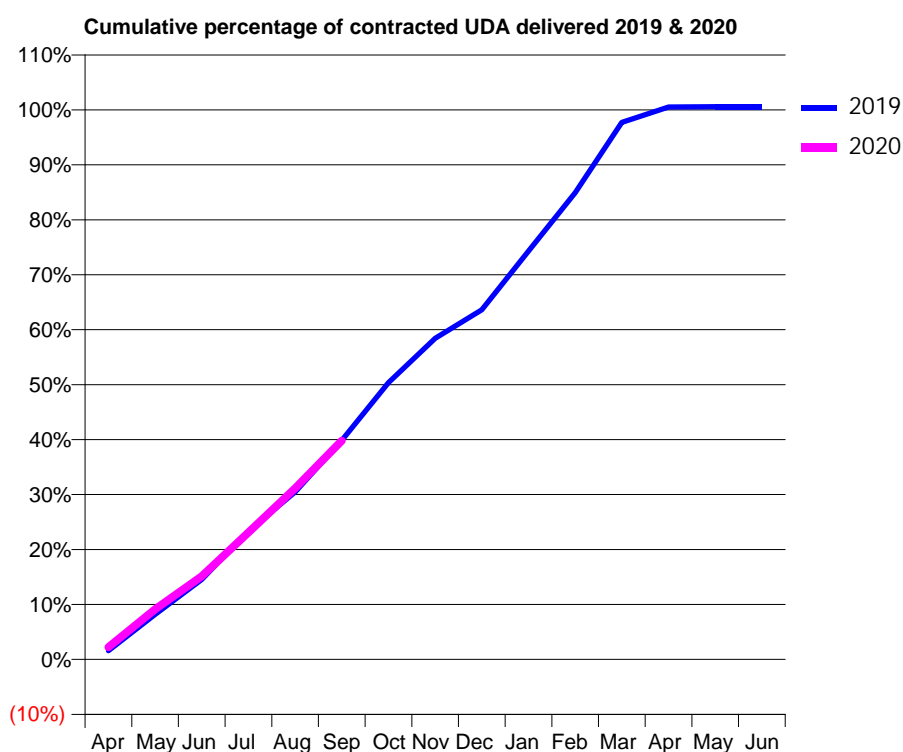
19/20 Contracted general activity (UDA)	3,852
Carry forward general activity (UDA)	0
19/20 Contracted orthodontic activity (UOA)	0
Carry forward orthodontic activity (UOA)	0
Baseline contract value	£91,855.47

ACCESS*

Patients seen in 24 months	Total	Change since previous quarter
Quarter ending September 2018	1,350	
Quarter ending December 2018	1,397	↑
Quarter ending March 2019	1,474	↑
Quarter ending June 2019	1,461	→
Quarter ending September 2019	1,429	↓
Variance since September 2018	5.9%	↑



ACTIVITY



Month	2019	2020
April	61	86
May	315	352
June	560	583
July	900	891
August	1,174	1,200
September	1,536	1,532
October	1,940	
November	2,252	
December	2,450	
January	2,863	
February	3,272	
March	3,763	
April	3,872	
May	3,874	
June	3,874	

QUALITY

	Quantity	Base Number	Contract	AT	Region	England
% of FP17s for the same patient ID Re-attending within 3 months - Children	44	517	8.5%	9.3%	10.8%	11.5%
% of FP17s for the same patient ID Re-attending within 3 months - Adults	90	568	15.8%	13.7%	15.2%	15.4%
% of FP17s for the same patient ID Re-attending between 3 & 9 months - Children	347	517	67.1%	62.8%	62.2%	59.7%
% of FP17s for the same patient ID Re-attending between 3 & 9 months - Adults	394	568	69.4%	53.3%	52.9%	51.7%
% of FP17s for Band 1 Urgent Courses	63	1,012	6.2%	10.0%	9.7%	9.2%
% of FP17s Relating to Free Repair or Replacements	7	1,012	0.7%	0.6%	0.6%	0.7%
% of FP17s Relating to Continuations	0	1,012	0.0%	0.8%	0.7%	0.8%
% of Patients satisfied with the dentistry they have received	0	0	N/A	93.2%	93.6%	93.5%
% of Patients satisfied with the time they had to wait for an appointment	0	0	N/A	85.0%	86.3%	87.4%

* This is based on patients treated on this contract for their most recent course of treatment. Figures in italics indicate the base number of FP17s or Patient Questionnaire responses are less than 100. N/A is shown where the base number of responses is less than 10 during the period. % is calculated as Quantity/Base number*100

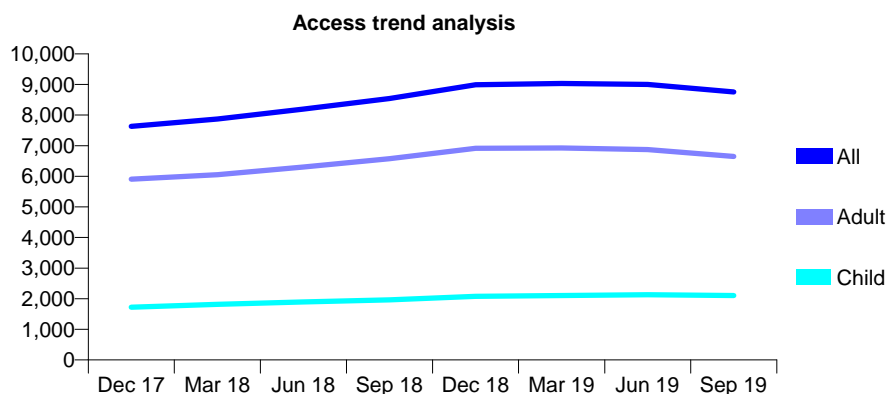
Q70 - Vital Signs At a Glance Contract Report for 841102/0001 - September 2019

Name or company name	Pro-Dent Dental Partnership
Contract type name	GDS Contract
Purpose of contract	General
Contract start date	01/04/2006
Contract end date	

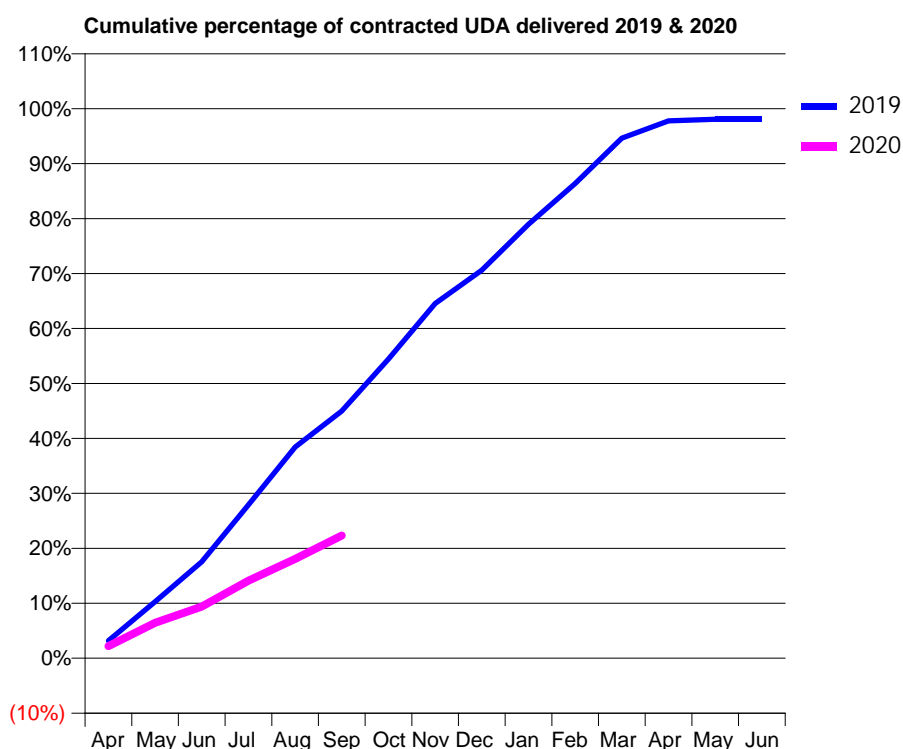
19/20 Contracted general activity (UDA)	29,757
Carry forward general activity (UDA)	0
19/20 Contracted orthodontic activity (UOA)	0
Carry forward orthodontic activity (UOA)	0
Baseline contract value	£774,529.86

ACCESS*

Patients seen in 24 months	Total	Change since previous quarter
Quarter ending September 2018	8,542	
Quarter ending December 2018	8,993	↑
Quarter ending March 2019	9,031	→
Quarter ending June 2019	9,002	→
Quarter ending September 2019	8,754	↓
Variance since September 2018	2.5%	↑



ACTIVITY



Month	2019	2020
April	851	653
May	2,754	1,916
June	4,698	2,797
July	7,471	4,199
August	10,283	5,373
September	12,035	6,646
October	14,570	
November	17,270	
December	18,894	
January	21,133	
February	23,121	
March	25,323	
April	26,166	
May	26,243	
June	26,244	

QUALITY

	Quantity	Base Number	Contract	AT	Region	England
% of FP17s for the same patient ID Re-attending within 3 months - Children	72	1,162	6.2%	9.3%	10.8%	11.5%
% of FP17s for the same patient ID Re-attending within 3 months - Adults	292	2,716	10.8%	13.7%	15.2%	15.4%
% of FP17s for the same patient ID Re-attending between 3 & 9 months - Children	647	1,162	55.7%	62.8%	62.2%	59.7%
% of FP17s for the same patient ID Re-attending between 3 & 9 months - Adults	1,319	2,716	48.6%	53.3%	52.9%	51.7%
% of FP17s for Band 1 Urgent Courses	492	3,474	14.2%	10.0%	9.7%	9.2%
% of FP17s Relating to Free Repair or Replacements	1	3,474	0.0%	0.6%	0.6%	0.7%
% of FP17s Relating to Continuations	5	3,474	0.1%	0.8%	0.7%	0.8%
% of Patients satisfied with the dentistry they have received	5	7	N/A	93.2%	93.6%	93.5%
% of Patients satisfied with the time they had to wait for an appointment	6	7	N/A	85.0%	86.3%	87.4%

* This is based on patients treated on this contract for their most recent course of treatment.

Figures in italics indicate the base number of FP17s or Patient Questionnaire responses are less than 100. N/A is shown where the base number of responses is less than 10 during the period. % is calculated as Quantity/Base number*100

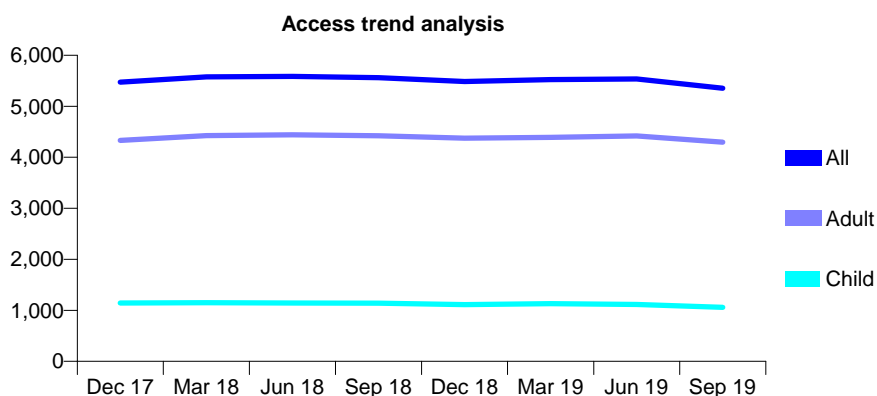
Q70 - Vital Signs At a Glance Contract Report for 841692/0001 - September 2019

Name or company name	Perfect Smile Cosham Partnership
Contract type name	GDS Contract
Purpose of contract	General
Contract start date	01/04/2006
Contract end date	

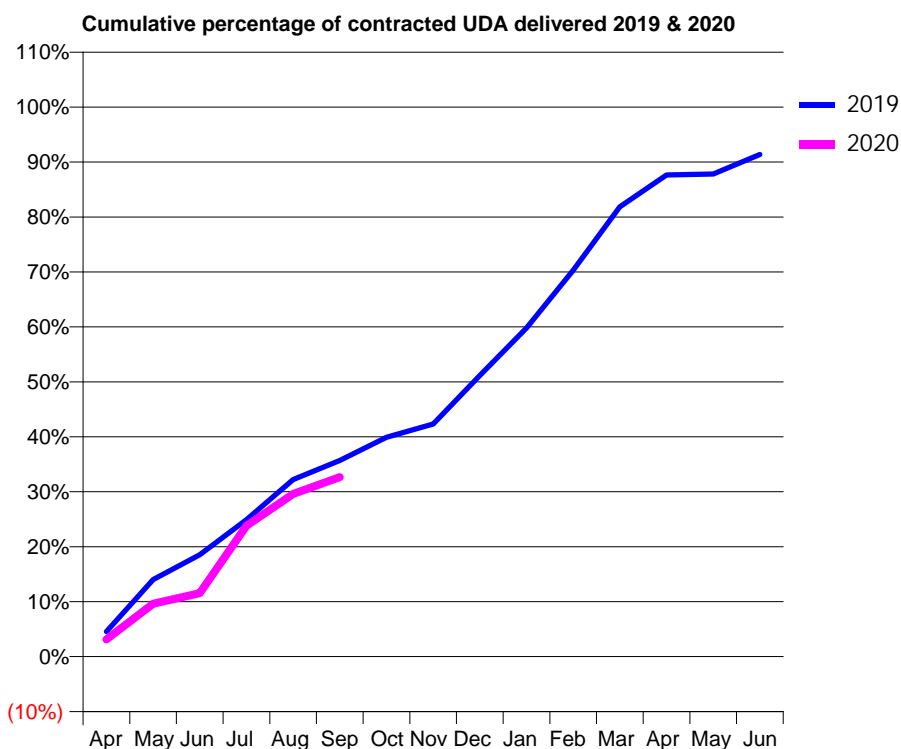
19/20 Contracted general activity (UDA)	15,739
Carry forward general activity (UDA)	0
19/20 Contracted orthodontic activity (UOA)	0
Carry forward orthodontic activity (UOA)	0
Baseline contract value	£416,553.22

ACCESS*

Patients seen in 24 months	Total	Change since previous quarter
Quarter ending September 2018	5,562	
Quarter ending December 2018	5,487	↓
Quarter ending March 2019	5,523	→
Quarter ending June 2019	5,535	→
Quarter ending September 2019	5,354	↓
Variance since September 2018	(3.7%)	↓



ACTIVITY



Month	Adjusted Scheduled Activity (UDA)	
	2019	2020
April	721	495
May	2,205	1,515
June	2,915	1,820
July	3,919	3,751
August	5,069	4,662
September	5,616	5,139
October	6,283	
November	6,663	
December	8,048	
January	9,411	
February	11,066	
March	12,879	
April	13,793	
May	13,820	
June	14,383	

QUALITY

	Quantity	Base Number	Contract	AT	Region	England
% of FP17s for the same patient ID Re-attending within 3 months - Children	64	578	11.1%	9.3%	10.8%	11.5%
% of FP17s for the same patient ID Re-attending within 3 months - Adults	468	2,570	18.2%	13.7%	15.2%	15.4%
% of FP17s for the same patient ID Re-attending between 3 & 9 months - Children	262	578	45.3%	62.8%	62.2%	59.7%
% of FP17s for the same patient ID Re-attending between 3 & 9 months - Adults	1,300	2,570	50.6%	53.3%	52.9%	51.7%
% of FP17s for Band 1 Urgent Courses	229	2,610	8.8%	10.0%	9.7%	9.2%
% of FP17s Relating to Free Repair or Replacements	2	2,610	0.1%	0.6%	0.6%	0.7%
% of FP17s Relating to Continuations	63	2,610	2.4%	0.8%	0.7%	0.8%
% of Patients satisfied with the dentistry they have received	1	1	N/A	93.2%	93.6%	93.5%
% of Patients satisfied with the time they had to wait for an appointment	1	1	N/A	85.0%	86.3%	87.4%

* This is based on patients treated on this contract for their most recent course of treatment. Figures in italics indicate the base number of FP17s or Patient Questionnaire responses are less than 100. N/A is shown where the base number of responses is less than 10 during the period. % is calculated as Quantity/Base number*100

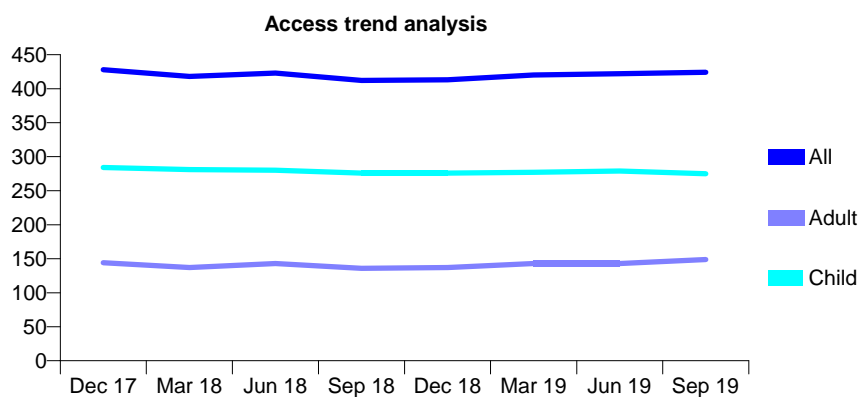
Q70 - Vital Signs At a Glance Contract Report for 842052/0001 - September 2019

Name or company name	MR RD HALDERTHAY
Contract type name	GDS Contract
Purpose of contract	General
Contract start date	01/04/2006
Contract end date	

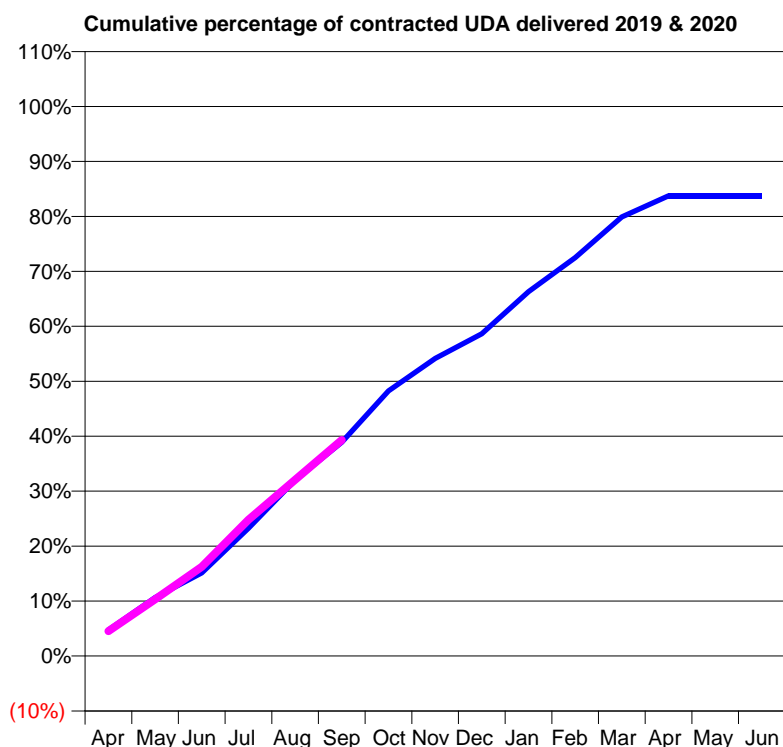
19/20 Contracted general activity (UDA)	1,000
Carry forward general activity (UDA)	0
19/20 Contracted orthodontic activity (UOA)	0
Carry forward orthodontic activity (UOA)	0
Baseline contract value	£23,853.33

ACCESS*

Patients seen in 24 months	Total	Change since previous quarter
Quarter ending September 2018	412	
Quarter ending December 2018	413	→
Quarter ending March 2019	420	→
Quarter ending June 2019	422	→
Quarter ending September 2019	424	→
Variance since September 2018	2.9%	↑



ACTIVITY



Month	Adjusted Scheduled Activity (UDA)	
	2019	2020
April	47	45
May	106	103
June	151	162
July	233	248
August	320	321
September	389	393
October	482	
November	541	
December	586	
January	663	
February	725	
March	799	
April	837	
May	837	
June	837	

QUALITY

	Quantity	Base Number	Contract	AT	Region	England
% of FP17s for the same patient ID Re-attending within 3 months - Children	8	240	3.3%	9.3%	10.8%	11.5%
% of FP17s for the same patient ID Re-attending within 3 months - Adults	15	86	17.4%	13.7%	15.2%	15.4%
% of FP17s for the same patient ID Re-attending between 3 & 9 months - Children	165	240	68.8%	62.8%	62.2%	59.7%
% of FP17s for the same patient ID Re-attending between 3 & 9 months - Adults	58	86	67.4%	53.3%	52.9%	51.7%
% of FP17s for Band 1 Urgent Courses	5	293	1.7%	10.0%	9.7%	9.2%
% of FP17s Relating to Free Repair or Replacements	0	293	0.0%	0.6%	0.6%	0.7%
% of FP17s Relating to Continuations	8	293	2.7%	0.8%	0.7%	0.8%
% of Patients satisfied with the dentistry they have received	0	0	N/A	93.2%	93.6%	93.5%
% of Patients satisfied with the time they had to wait for an appointment	0	0	N/A	85.0%	86.3%	87.4%

* This is based on patients treated on this contract for their most recent course of treatment. Figures in italics indicate the base number of FP17s or Patient Questionnaire responses are less than 100. N/A is shown where the base number of responses is less than 10 during the period. % is calculated as Quantity/Base number*100

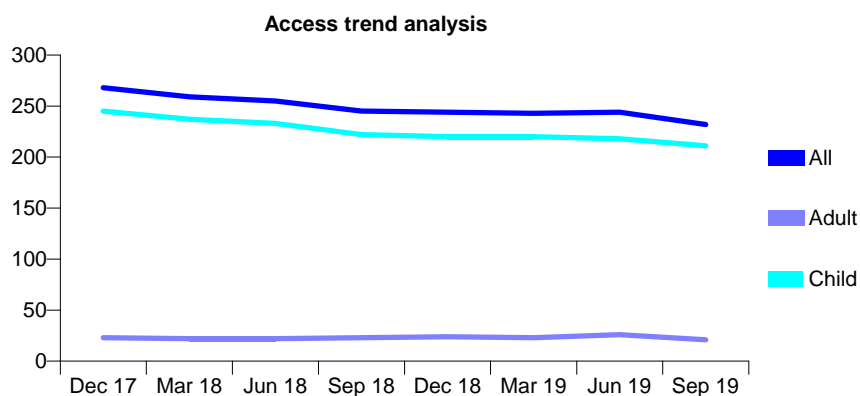
Q70 - Vital Signs At a Glance Contract Report for 843466/0001 - September 2019

Name or company name	Swidental Surgery
Contract type name	GDS Contract
Purpose of contract	General
Contract start date	01/04/2006
Contract end date	

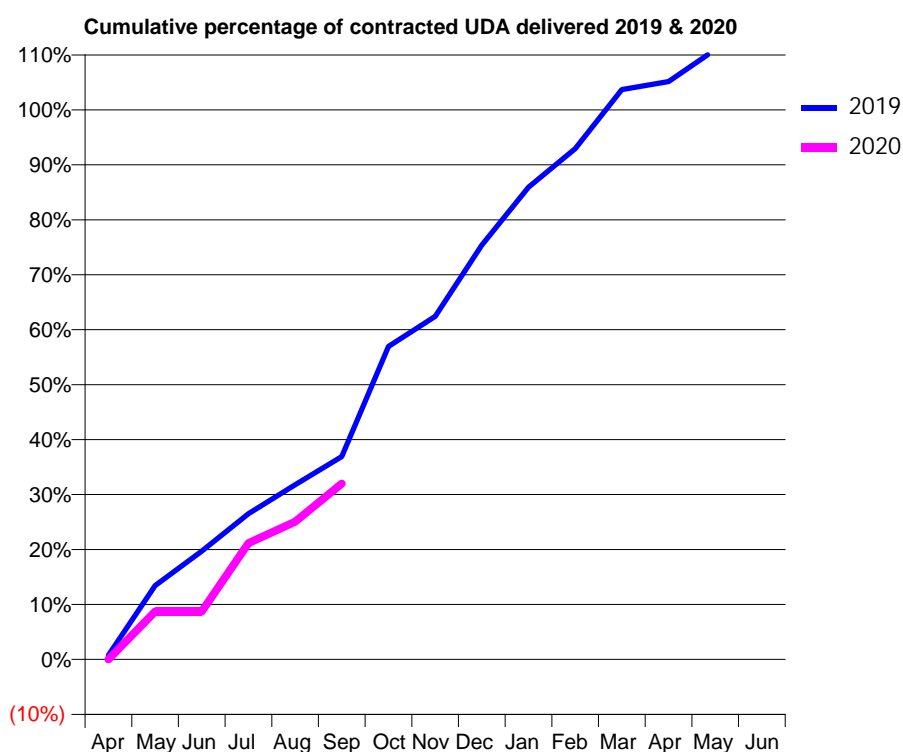
19/20 Contracted general activity (UDA)	894
Carry forward general activity (UDA)	0
19/20 Contracted orthodontic activity (UOA)	0
Carry forward orthodontic activity (UOA)	0
Baseline contract value	£19,980.28

ACCESS*

Patients seen in 24 months	Total	Change since previous quarter
Quarter ending September 2018	245	
Quarter ending December 2018	244	→
Quarter ending March 2019	243	→
Quarter ending June 2019	244	→
Quarter ending September 2019	232	↓
Variance since September 2018	(5.3%)	↓



ACTIVITY



Month	Adjusted Scheduled Activity (UDA)	
	2019	2020
April	7	0
May	120	78
June	176	78
July	237	189
August	284	224
September	330	286
October	509	
November	558	
December	674	
January	768	
February	831	
March	927	
April	940	
May	992	
June	992	

QUALITY

	Quantity	Base Number	Contract	AT	Region	England
% of FP17s for the same patient ID Re-attending within 3 months - Children	11	157	7.0%	9.3%	10.8%	11.5%
% of FP17s for the same patient ID Re-attending within 3 months - Adults	0	0	N/A	13.7%	15.2%	15.4%
% of FP17s for the same patient ID Re-attending between 3 & 9 months - Children	115	157	73.2%	62.8%	62.2%	59.7%
% of FP17s for the same patient ID Re-attending between 3 & 9 months - Adults	0	0	N/A	53.3%	52.9%	51.7%
% of FP17s for Band 1 Urgent Courses	0	122	0.0%	10.0%	9.7%	9.2%
% of FP17s Relating to Free Repair or Replacements	0	122	0.0%	0.6%	0.6%	0.7%
% of FP17s Relating to Continuations	0	122	0.0%	0.8%	0.7%	0.8%
% of Patients satisfied with the dentistry they have received	0	0	N/A	93.2%	93.6%	93.5%
% of Patients satisfied with the time they had to wait for an appointment	0	0	N/A	85.0%	86.3%	87.4%

* This is based on patients treated on this contract for their most recent course of treatment. Figures in italics indicate the base number of FP17s or Patient Questionnaire responses are less than 100. N/A is shown where the base number of responses is less than 10 during the period. % is calculated as Quantity/Base number*100

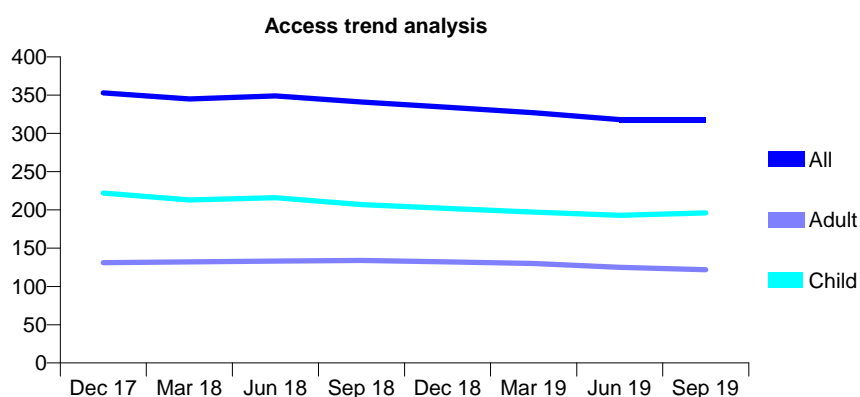
Q70 - Vital Signs At a Glance Contract Report for 844535/0001 - September 2019

Name or company name	MR M FARSHCHI
Contract type name	GDS Contract
Purpose of contract	General
Contract start date	01/04/2006
Contract end date	

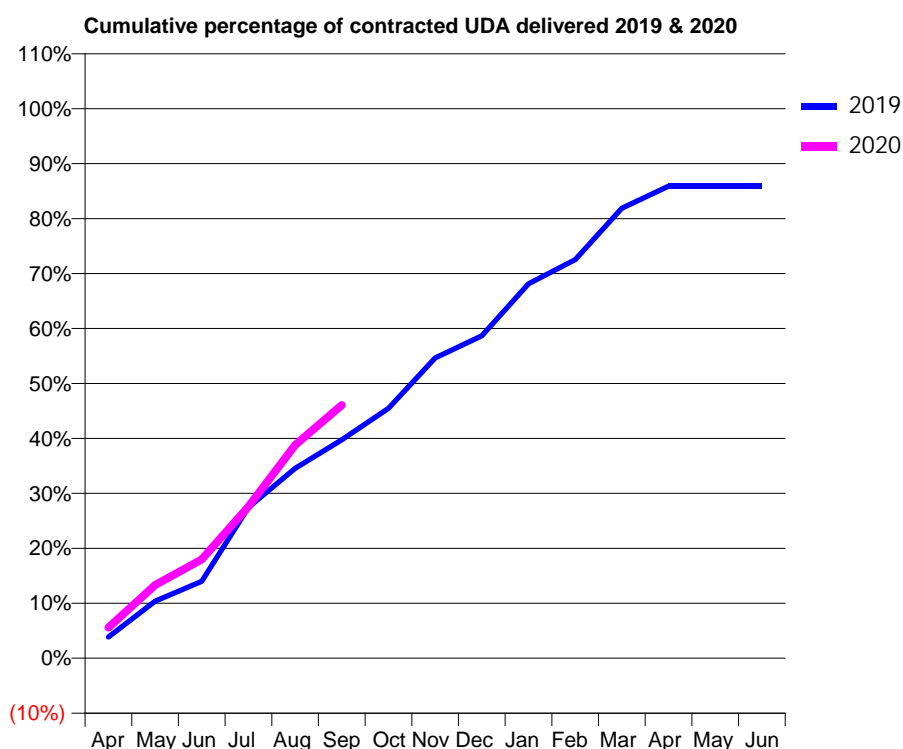
19/20 Contracted general activity (UDA)	750
Carry forward general activity (UDA)	0
19/20 Contracted orthodontic activity (UOA)	0
Carry forward orthodontic activity (UOA)	0
Baseline contract value	£20,628.88

ACCESS*

Patients seen in 24 months	Total	Change since previous quarter
Quarter ending September 2018	341	
Quarter ending December 2018	334	↓
Quarter ending March 2019	327	↓
Quarter ending June 2019	318	↓
Quarter ending September 2019	318	→
Variance since September 2018	(6.7%)	↓



ACTIVITY



Adjusted Scheduled Activity (UDA)		
Month	2019	2020
April	29	42
May	78	100
June	105	135
July	206	207
August	259	291
September	298	345
October	341	
November	410	
December	440	
January	511	
February	544	
March	614	
April	644	
May	644	
June	644	

QUALITY

	Quantity	Base Number	Contract	AT	Region	England
% of FP17s for the same patient ID Re-attending within 3 months - Children	2	164	1.2%	9.3%	10.8%	11.5%
% of FP17s for the same patient ID Re-attending within 3 months - Adults	3	65	4.6%	13.7%	15.2%	15.4%
% of FP17s for the same patient ID Re-attending between 3 & 9 months - Children	132	164	80.5%	62.8%	62.2%	59.7%
% of FP17s for the same patient ID Re-attending between 3 & 9 months - Adults	45	65	69.2%	53.3%	52.9%	51.7%
% of FP17s for Band 1 Urgent Courses	2	211	0.9%	10.0%	9.7%	9.2%
% of FP17s Relating to Free Repair or Replacements	0	211	0.0%	0.6%	0.6%	0.7%
% of FP17s Relating to Continuations	0	211	0.0%	0.8%	0.7%	0.8%
% of Patients satisfied with the dentistry they have received	0	0	N/A	93.2%	93.6%	93.5%
% of Patients satisfied with the time they had to wait for an appointment	0	0	N/A	85.0%	86.3%	87.4%

* This is based on patients treated on this contract for their most recent course of treatment.

Figures in italics indicate the base number of FP17s or Patient Questionnaire responses are less than 100. N/A is shown where the base number of responses is less than 10 during the period. % is calculated as Quantity/Base number*100

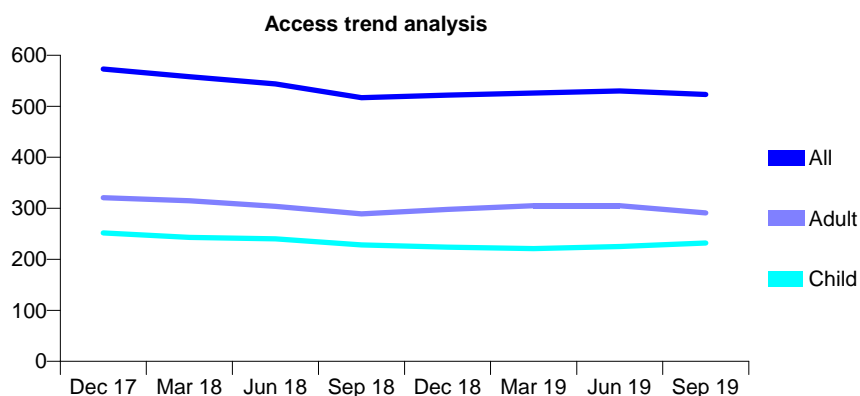
Q70 - Vital Signs At a Glance Contract Report for 847976/0001 - September 2019

Name or company name	MS P SAMADZADEH-YAGHINI
Contract type name	GDS Contract
Purpose of contract	General
Contract start date	01/04/2006
Contract end date	

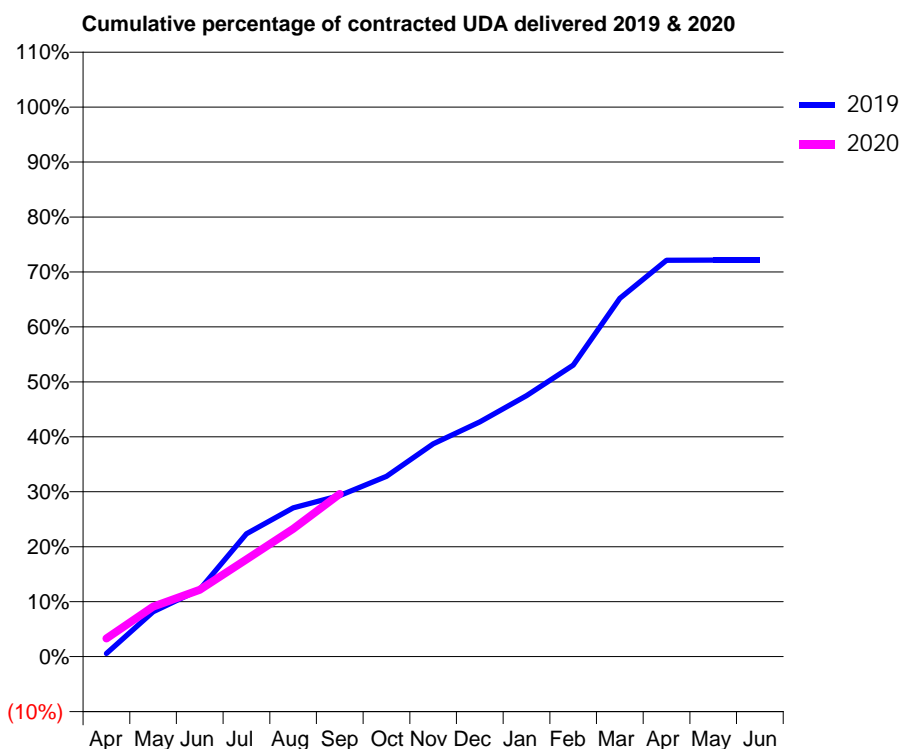
19/20 Contracted general activity (UDA)	2,492
Carry forward general activity (UDA)	0
19/20 Contracted orthodontic activity (UOA)	0
Carry forward orthodontic activity (UOA)	0
Baseline contract value	£57,394.02

ACCESS*

Patients seen in 24 months	Total	Change since previous quarter
Quarter ending September 2018	517	
Quarter ending December 2018	522	→
Quarter ending March 2019	526	→
Quarter ending June 2019	530	→
Quarter ending September 2019	523	↓
Variance since September 2018	1.2%	→



ACTIVITY



Month	Adjusted Scheduled Activity (UDA)	
	2019	2020
April	14	83
May	203	227
June	305	303
July	557	441
August	675	580
September	731	738
October	818	
November	965	
December	1,064	
January	1,183	
February	1,321	
March	1,624	
April	1,797	
May	1,798	
June	1,798	

QUALITY

	Quantity	Base Number	Contract	AT	Region	England
% of FP17s for the same patient ID Re-attending within 3 months - Children	23	207	11.1%	9.3%	10.8%	11.5%
% of FP17s for the same patient ID Re-attending within 3 months - Adults	18	215	8.4%	13.7%	15.2%	15.4%
% of FP17s for the same patient ID Re-attending between 3 & 9 months - Children	126	207	60.9%	62.8%	62.2%	59.7%
% of FP17s for the same patient ID Re-attending between 3 & 9 months - Adults	136	215	63.3%	53.3%	52.9%	51.7%
% of FP17s for Band 1 Urgent Courses	10	330	3.0%	10.0%	9.7%	9.2%
% of FP17s Relating to Free Repair or Replacements	1	330	0.3%	0.6%	0.6%	0.7%
% of FP17s Relating to Continuations	1	330	0.3%	0.8%	0.7%	0.8%
% of Patients satisfied with the dentistry they have received	0	0	N/A	93.2%	93.6%	93.5%
% of Patients satisfied with the time they had to wait for an appointment	0	0	N/A	85.0%	86.3%	87.4%

* This is based on patients treated on this contract for their most recent course of treatment. Figures in italics indicate the base number of FP17s or Patient Questionnaire responses are less than 100. N/A is shown where the base number of responses is less than 10 during the period. % is calculated as Quantity/Base number*100

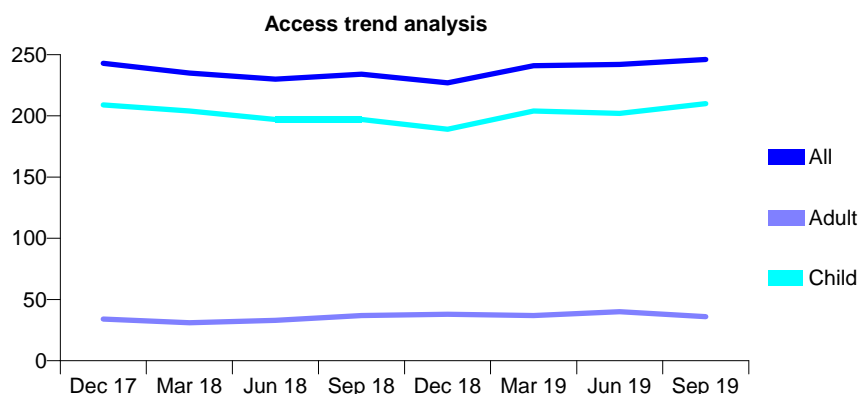
Q70 - Vital Signs At a Glance Contract Report for 861782/0001 - September 2019

Name or company name	MR AJ SMALES
Contract type name	GDS Contract
Purpose of contract	General
Contract start date	01/08/2008
Contract end date	

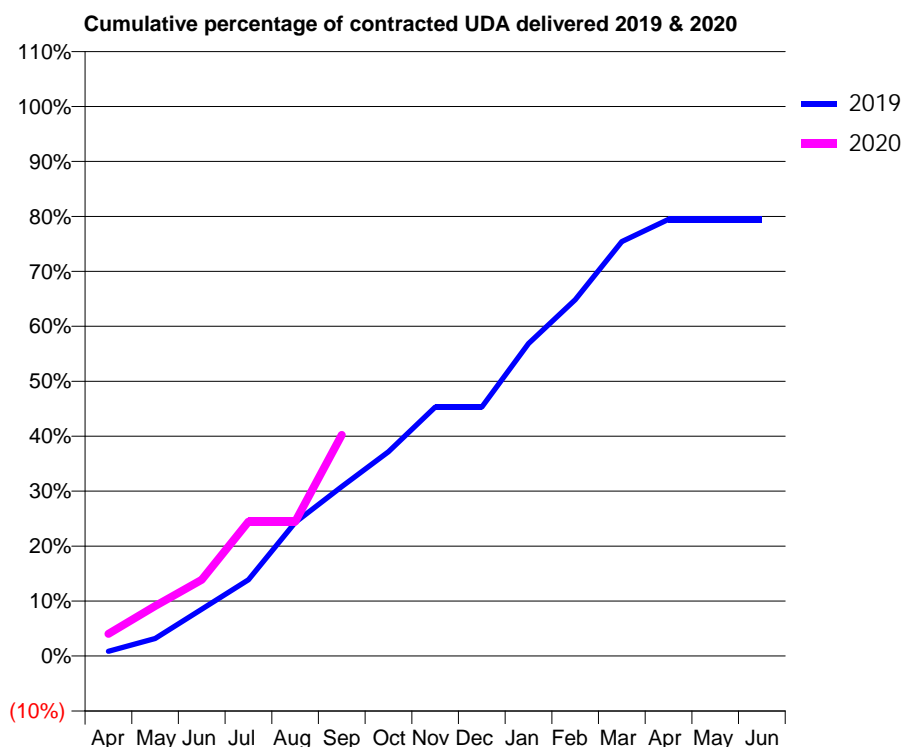
19/20 Contracted general activity (UDA)	691
Carry forward general activity (UDA)	0
19/20 Contracted orthodontic activity (UOA)	0
Carry forward orthodontic activity (UOA)	0
Baseline contract value	£20,252.77

ACCESS*

Patients seen in 24 months	Total	Change since previous quarter
Quarter ending September 2018	234	
Quarter ending December 2018	227	↓
Quarter ending March 2019	241	↑
Quarter ending June 2019	242	→
Quarter ending September 2019	246	→
Variance since September 2018	5.1%	↑



ACTIVITY



Month	Adjusted Scheduled Activity (UDA)	
	2019	2020
April	6	28
May	22	63
June	59	96
July	96	169
August	168	169
September	213	278
October	257	
November	313	
December	313	
January	393	
February	448	
March	521	
April	549	
May	549	
June	549	

QUALITY

	Quantity	Base Number	Contract	AT	Region	England
% of FP17s for the same patient ID Re-attending within 3 months - Children	10	120	8.3%	9.3%	10.8%	11.5%
% of FP17s for the same patient ID Re-attending within 3 months - Adults	1	8	12.5%	13.7%	15.2%	15.4%
% of FP17s for the same patient ID Re-attending between 3 & 9 months - Children	51	120	42.5%	62.8%	62.2%	59.7%
% of FP17s for the same patient ID Re-attending between 3 & 9 months - Adults	0	8	0.0%	53.3%	52.9%	51.7%
% of FP17s for Band 1 Urgent Courses	0	116	0.0%	10.0%	9.7%	9.2%
% of FP17s Relating to Free Repair or Replacements	0	116	0.0%	0.6%	0.6%	0.7%
% of FP17s Relating to Continuations	0	116	0.0%	0.8%	0.7%	0.8%
% of Patients satisfied with the dentistry they have received	0	0	N/A	93.2%	93.6%	93.5%
% of Patients satisfied with the time they had to wait for an appointment	0	0	N/A	85.0%	86.3%	87.4%

* This is based on patients treated on this contract for their most recent course of treatment. Figures in italics indicate the base number of FP17s or Patient Questionnaire responses are less than 100. N/A is shown where the base number of responses is less than 10 during the period. % is calculated as Quantity/Base number*100

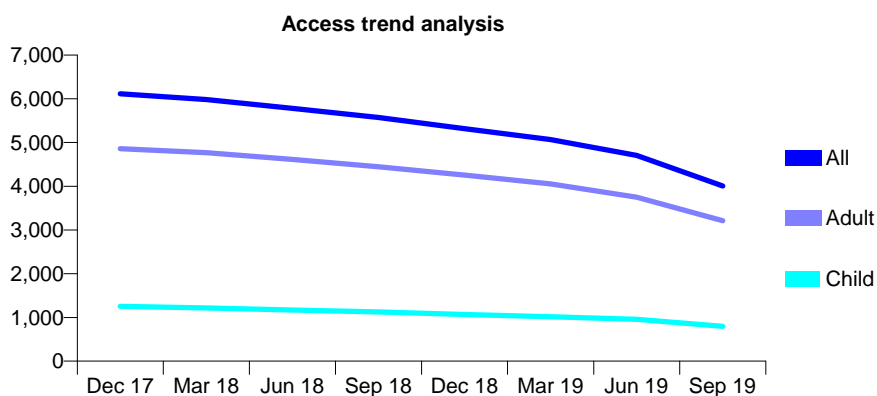
Q70 - Vital Signs At a Glance Contract Report for 864692/0002 - September 2019

Name or company name	WIGHT DENTAL CARE LIMITED
Contract type name	GDS Contract
Purpose of contract	General
Contract start date	01/04/2014
Contract end date	

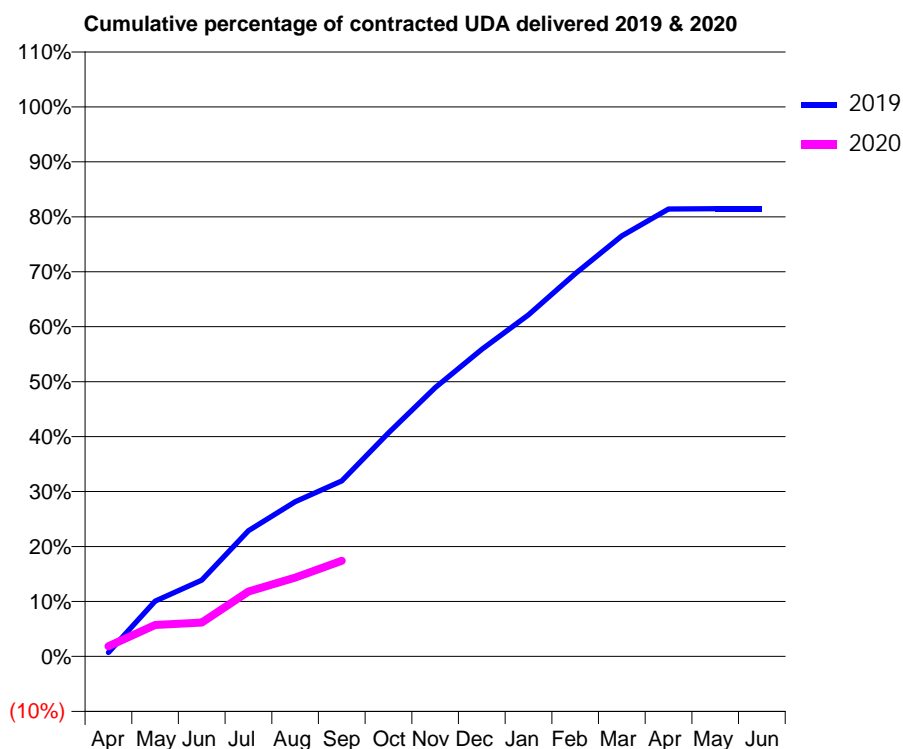
19/20 Contracted general activity (UDA)	22,044
Carry forward general activity (UDA)	0
19/20 Contracted orthodontic activity (UOA)	0
Carry forward orthodontic activity (UOA)	0
Baseline contract value	£523,024.46

ACCESS*

Patients seen in 24 months	Total	Change since previous quarter
Quarter ending September 2018	5,572	
Quarter ending December 2018	5,319	↓
Quarter ending March 2019	5,067	↓
Quarter ending June 2019	4,704	↓
Quarter ending September 2019	4,006	↓
Variance since September 2018	(28.1%)	↓



ACTIVITY



Month	2019	2020
April	121	408
May	1,708	1,259
June	2,357	1,359
July	3,888	2,602
August	4,786	3,162
September	5,425	3,838
October	6,916	
November	8,315	
December	9,499	
January	10,568	
February	11,838	
March	13,008	
April	13,840	
May	13,851	
June	13,852	

QUALITY

	Quantity	Base Number	Contract	AT	Region	England
% of FP17s for the same patient ID Re-attending within 3 months - Children	12	402	3.0%	9.3%	10.8%	11.5%
% of FP17s for the same patient ID Re-attending within 3 months - Adults	158	1,512	10.4%	13.7%	15.2%	15.4%
% of FP17s for the same patient ID Re-attending between 3 & 9 months - Children	249	402	61.9%	62.8%	62.2%	59.7%
% of FP17s for the same patient ID Re-attending between 3 & 9 months - Adults	864	1,512	57.1%	53.3%	52.9%	51.7%
% of FP17s for Band 1 Urgent Courses	117	1,634	7.2%	10.0%	9.7%	9.2%
% of FP17s Relating to Free Repair or Replacements	5	1,634	0.3%	0.6%	0.6%	0.7%
% of FP17s Relating to Continuations	14	1,634	0.9%	0.8%	0.7%	0.8%
% of Patients satisfied with the dentistry they have received	5	5	N/A	93.2%	93.6%	93.5%
% of Patients satisfied with the time they had to wait for an appointment	5	5	N/A	85.0%	86.3%	87.4%

* This is based on patients treated on this contract for their most recent course of treatment. Figures in italics indicate the base number of FP17s or Patient Questionnaire responses are less than 100. N/A is shown where the base number of responses is less than 10 during the period. % is calculated as Quantity/Base number*100

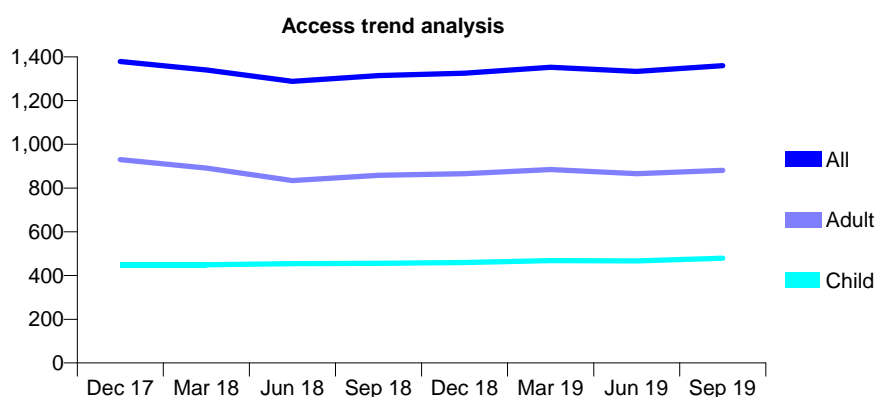
Q70 - Vital Signs At a Glance Contract Report for 875104/0001 - September 2019

Name or company name	MRS RM REDKA
Contract type name	GDS Contract
Purpose of contract	General
Contract start date	15/06/2008
Contract end date	

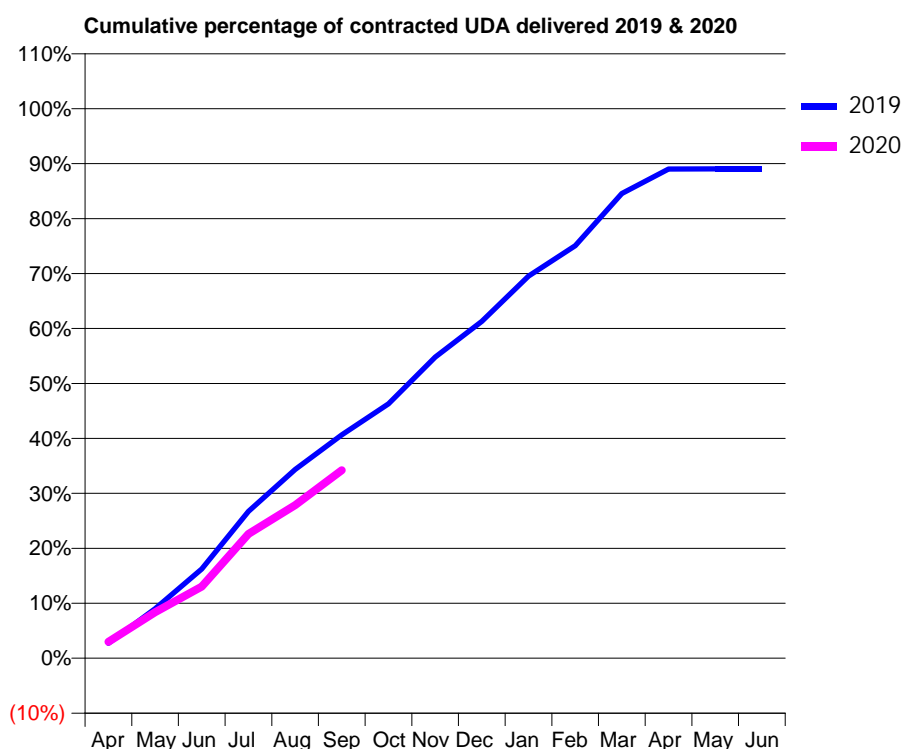
19/20 Contracted general activity (UDA)	6,000
Carry forward general activity (UDA)	0
19/20 Contracted orthodontic activity (UOA)	0
Carry forward orthodontic activity (UOA)	0
Baseline contract value	£140,144.40

ACCESS*

Patients seen in 24 months	Total	Change since previous quarter
Quarter ending September 2018	1,314	
Quarter ending December 2018	1,325	→
Quarter ending March 2019	1,353	↑
Quarter ending June 2019	1,333	↓
Quarter ending September 2019	1,360	↑
Variance since September 2018	3.5%	↑



ACTIVITY



Month	2019	2020
April	163	180
May	541	503
June	974	782
July	1,603	1,358
August	2,061	1,671
September	2,438	2,052
October	2,777	
November	3,287	
December	3,678	
January	4,172	
February	4,504	
March	5,073	
April	5,341	
May	5,342	
June	5,342	

QUALITY

	Quantity	Base Number	Contract	AT	Region	England
% of FP17s for the same patient ID Re-attending within 3 months - Children	64	427	15.0%	9.3%	10.8%	11.5%
% of FP17s for the same patient ID Re-attending within 3 months - Adults	151	689	21.9%	13.7%	15.2%	15.4%
% of FP17s for the same patient ID Re-attending between 3 & 9 months - Children	263	427	61.6%	62.8%	62.2%	59.7%
% of FP17s for the same patient ID Re-attending between 3 & 9 months - Adults	380	689	55.2%	53.3%	52.9%	51.7%
% of FP17s for Band 1 Urgent Courses	132	1,001	13.2%	10.0%	9.7%	9.2%
% of FP17s Relating to Free Repair or Replacements	0	1,001	0.0%	0.6%	0.6%	0.7%
% of FP17s Relating to Continuations	6	1,001	0.6%	0.8%	0.7%	0.8%
% of Patients satisfied with the dentistry they have received	0	0	N/A	93.2%	93.6%	93.5%
% of Patients satisfied with the time they had to wait for an appointment	0	0	N/A	85.0%	86.3%	87.4%

* This is based on patients treated on this contract for their most recent course of treatment.

Figures in italics indicate the base number of FP17s or Patient Questionnaire responses are less than 100. N/A is shown where the base number of responses is less than 10 during the period. % is calculated as Quantity/Base number*100

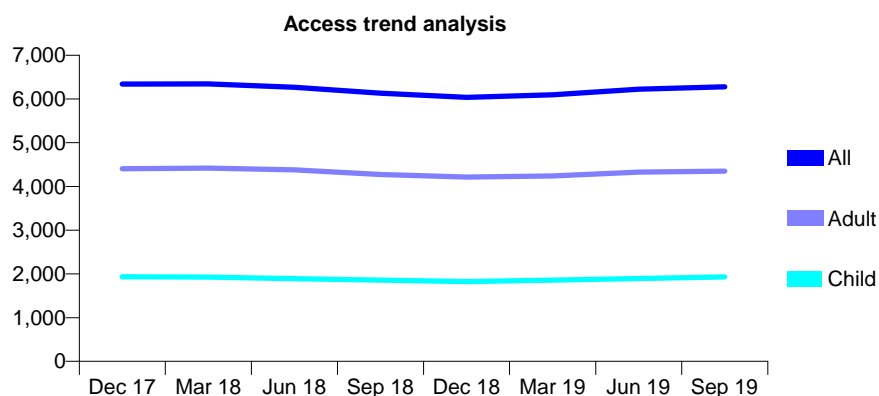
Q70 - Vital Signs At a Glance Contract Report for 901849/0003 - September 2019

Name or company name	MR MM LALJEE
Contract type name	GDS Contract
Purpose of contract	General
Contract start date	02/04/2012
Contract end date	

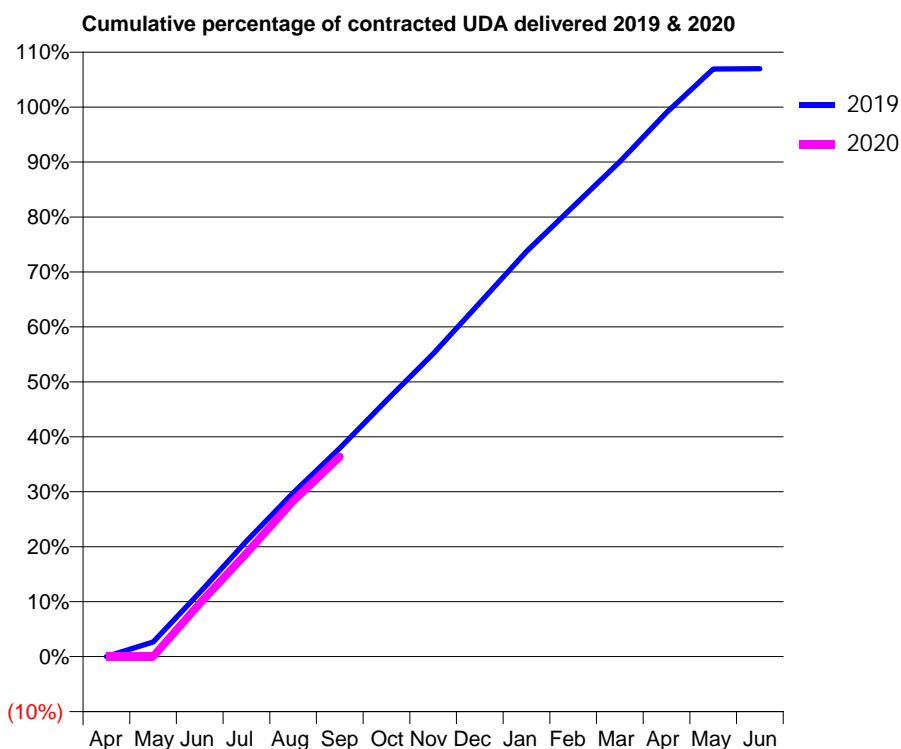
19/20 Contracted general activity (UDA)	13,300
Carry forward general activity (UDA)	0
19/20 Contracted orthodontic activity (UOA)	0
Carry forward orthodontic activity (UOA)	0
Baseline contract value	£371,883.03

ACCESS*

Patients seen in 24 months	Total	Change since previous quarter
Quarter ending September 2018	6,131	
Quarter ending December 2018	6,037	↓
Quarter ending March 2019	6,097	→
Quarter ending June 2019	6,223	↑
Quarter ending September 2019	6,279	→
Variance since September 2018	2.4%	↑



ACTIVITY



Month	Adjusted Scheduled Activity (UDA)	
	2019	2020
April	0	0
May	358	0
June	1,551	1,284
July	2,798	2,499
August	3,965	3,767
September	5,046	4,837
October	6,197	
November	7,332	
December	8,561	
January	9,803	
February	10,896	
March	11,979	
April	13,168	
May	14,222	
June	14,228	

QUALITY

	Quantity	Base Number	Contract	AT	Region	England
% of FP17s for the same patient ID Re-attending within 3 months - Children	69	1,729	4.0%	9.3%	10.8%	11.5%
% of FP17s for the same patient ID Re-attending within 3 months - Adults	234	2,701	8.7%	13.7%	15.2%	15.4%
% of FP17s for the same patient ID Re-attending between 3 & 9 months - Children	1,242	1,729	71.8%	62.8%	62.2%	59.7%
% of FP17s for the same patient ID Re-attending between 3 & 9 months - Adults	1,231	2,701	45.6%	53.3%	52.9%	51.7%
% of FP17s for Band 1 Urgent Courses	155	3,090	5.0%	10.0%	9.7%	9.2%
% of FP17s Relating to Free Repair or Replacements	4	3,090	0.1%	0.6%	0.6%	0.7%
% of FP17s Relating to Continuations	35	3,090	1.1%	0.8%	0.7%	0.8%
% of Patients satisfied with the dentistry they have received	1	1	N/A	93.2%	93.6%	93.5%
% of Patients satisfied with the time they had to wait for an appointment	1	1	N/A	85.0%	86.3%	87.4%

* This is based on patients treated on this contract for their most recent course of treatment. Figures in italics indicate the base number of FP17s or Patient Questionnaire responses are less than 100. N/A is shown where the base number of responses is less than 10 during the period. % is calculated as Quantity/Base number*100

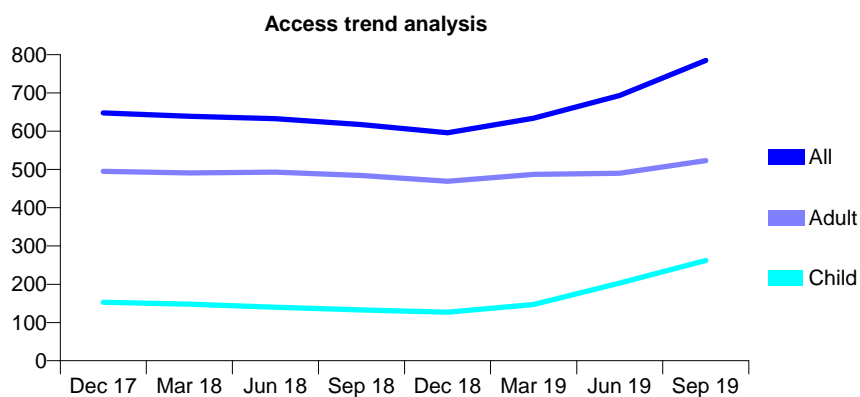
Q70 - Vital Signs At a Glance Contract Report for 905968/0001 - September 2019

Name or company name	MR A MCGROARTY
Contract type name	GDS Contract
Purpose of contract	General
Contract start date	01/04/2006
Contract end date	

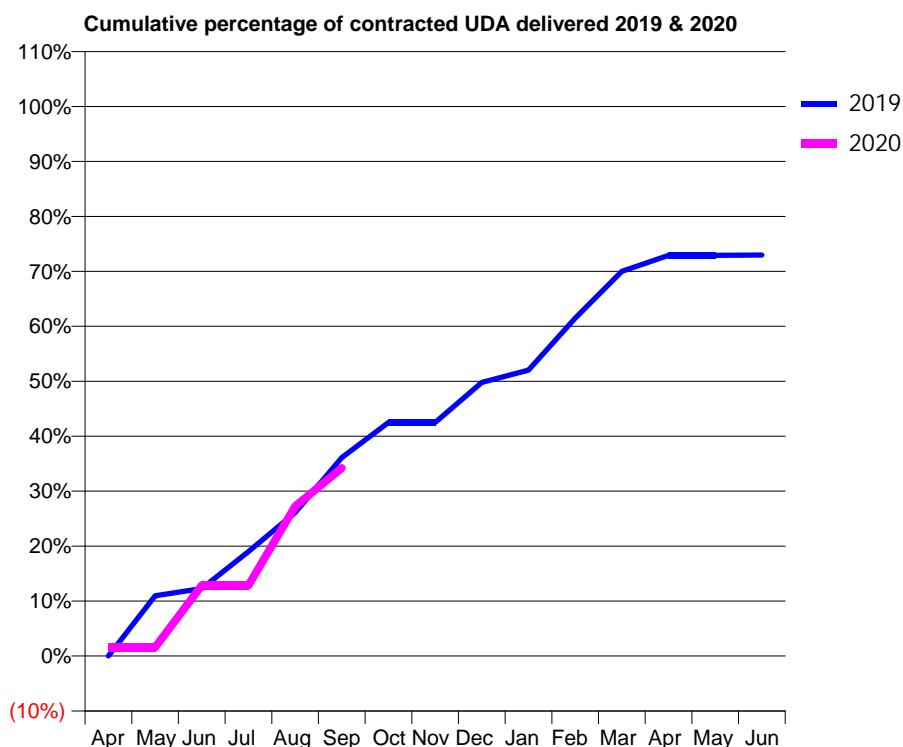
19/20 Contracted general activity (UDA)	2,250
Carry forward general activity (UDA)	0
19/20 Contracted orthodontic activity (UOA)	0
Carry forward orthodontic activity (UOA)	0
Baseline contract value	£50,255.38

ACCESS*

Patients seen in 24 months	Total	Change since previous quarter
Quarter ending September 2018	617	
Quarter ending December 2018	596	↓
Quarter ending March 2019	634	↑
Quarter ending June 2019	693	↑
Quarter ending September 2019	785	↑
Variance since September 2018	27.2%	↑



ACTIVITY



Month	Adjusted Scheduled Activity (UDA)	
	2019	2020
April	0	36
May	247	36
June	277	290
July	428	290
August	588	613
September	812	770
October	956	
November	956	
December	1,120	
January	1,171	
February	1,384	
March	1,575	
April	1,641	
May	1,641	
June	1,642	

QUALITY

	Quantity	Base Number	Contract	AT	Region	England
% of FP17s for the same patient ID Re-attending within 3 months - Children	4	225	1.8%	9.3%	10.8%	11.5%
% of FP17s for the same patient ID Re-attending within 3 months - Adults	60	367	16.3%	13.7%	15.2%	15.4%
% of FP17s for the same patient ID Re-attending between 3 & 9 months - Children	69	225	30.7%	62.8%	62.2%	59.7%
% of FP17s for the same patient ID Re-attending between 3 & 9 months - Adults	204	367	55.6%	53.3%	52.9%	51.7%
% of FP17s for Band 1 Urgent Courses	41	549	7.5%	10.0%	9.7%	9.2%
% of FP17s Relating to Free Repair or Replacements	1	549	0.2%	0.6%	0.6%	0.7%
% of FP17s Relating to Continuations	1	549	0.2%	0.8%	0.7%	0.8%
% of Patients satisfied with the dentistry they have received	0	0	N/A	93.2%	93.6%	93.5%
% of Patients satisfied with the time they had to wait for an appointment	0	0	N/A	85.0%	86.3%	87.4%

* This is based on patients treated on this contract for their most recent course of treatment. Figures in italics indicate the base number of FP17s or Patient Questionnaire responses are less than 100. N/A is shown where the base number of responses is less than 10 during the period. % is calculated as Quantity/Base number*100

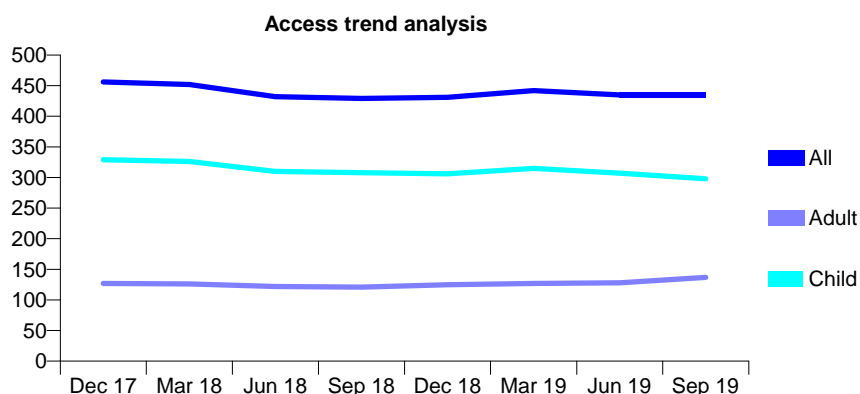
Q70 - Vital Signs At a Glance Contract Report for 906530/0001 - September 2019

Name or company name	MR SG PARDOE
Contract type name	GDS Contract
Purpose of contract	General
Contract start date	01/04/2006
Contract end date	

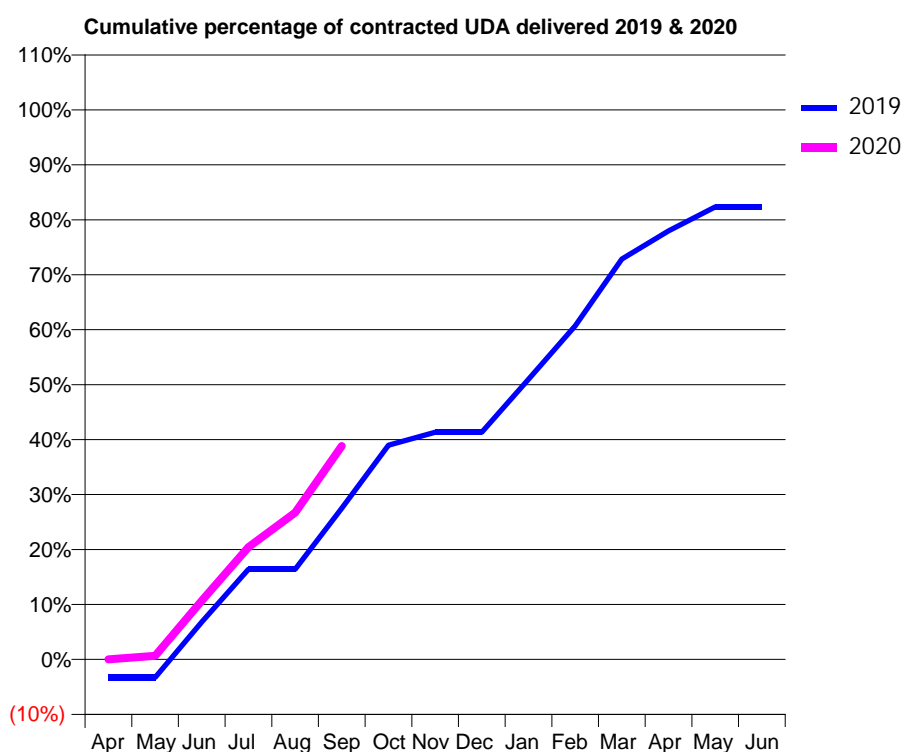
19/20 Contracted general activity (UDA)	760
Carry forward general activity (UDA)	0
19/20 Contracted orthodontic activity (UOA)	0
Carry forward orthodontic activity (UOA)	0
Baseline contract value	£18,161.34

ACCESS*

Patients seen in 24 months	Total	Change since previous quarter
Quarter ending September 2018	429	
Quarter ending December 2018	431	→
Quarter ending March 2019	442	↑
Quarter ending June 2019	435	↓
Quarter ending September 2019	435	→
Variance since September 2018	1.4%	→



ACTIVITY



Month	Adjusted Scheduled Activity (UDA)	
	2019	2020
April	-25	0
May	-25	5
June	52	81
July	125	155
August	125	203
September	209	295
October	296	
November	314	
December	314	
January	387	
February	461	
March	554	
April	593	
May	626	
June	626	

QUALITY

	Quantity	Base Number	Contract	AT	Region	England
% of FP17s for the same patient ID Re-attending within 3 months - Children	5	247	2.0%	9.3%	10.8%	11.5%
% of FP17s for the same patient ID Re-attending within 3 months - Adults	2	59	3.4%	13.7%	15.2%	15.4%
% of FP17s for the same patient ID Re-attending between 3 & 9 months - Children	178	247	72.1%	62.8%	62.2%	59.7%
% of FP17s for the same patient ID Re-attending between 3 & 9 months - Adults	34	59	57.6%	53.3%	52.9%	51.7%
% of FP17s for Band 1 Urgent Courses	1	261	0.4%	10.0%	9.7%	9.2%
% of FP17s Relating to Free Repair or Replacements	0	261	0.0%	0.6%	0.6%	0.7%
% of FP17s Relating to Continuations	0	261	0.0%	0.8%	0.7%	0.8%
% of Patients satisfied with the dentistry they have received	0	0	N/A	93.2%	93.6%	93.5%
% of Patients satisfied with the time they had to wait for an appointment	0	0	N/A	85.0%	86.3%	87.4%

* This is based on patients treated on this contract for their most recent course of treatment. Figures in italics indicate the base number of FP17s or Patient Questionnaire responses are less than 100. N/A is shown where the base number of responses is less than 10 during the period. % is calculated as Quantity/Base number*100

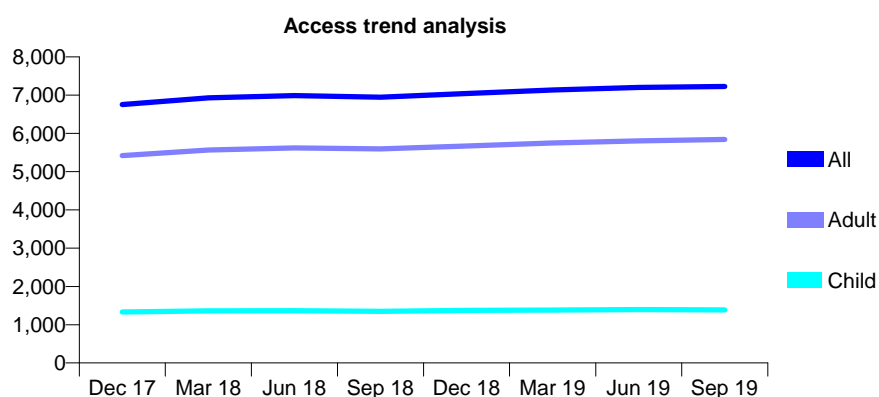
Q70 - Vital Signs At a Glance Contract Report for 911860/0002 - September 2019

Name or company name	MR AM DANBY
Contract type name	GDS Contract
Purpose of contract	General
Contract start date	01/06/2008
Contract end date	

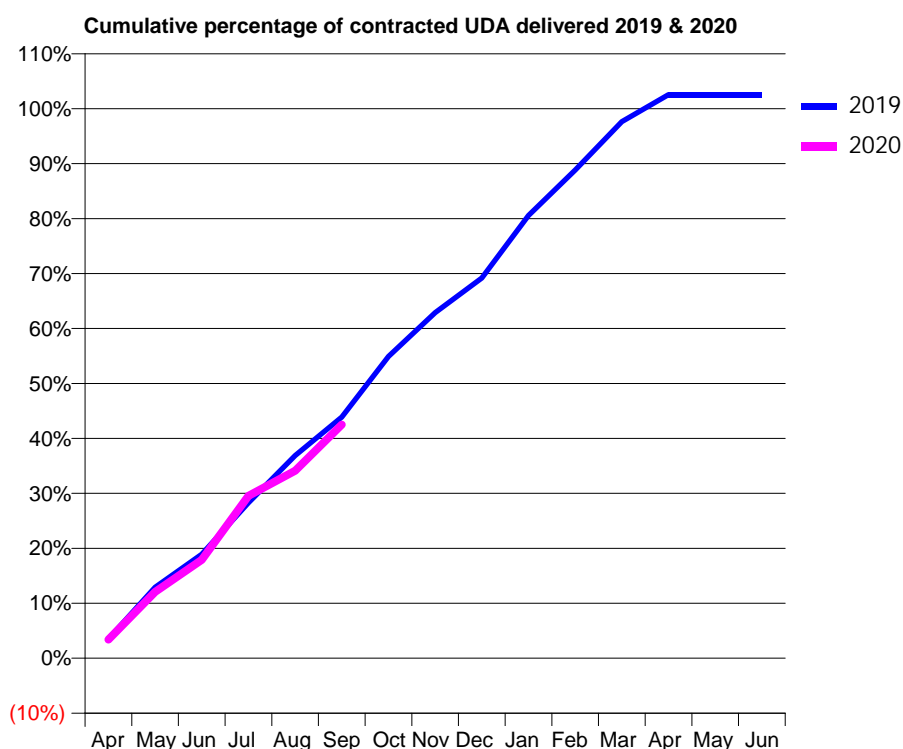
19/20 Contracted general activity (UDA)	15,800
Carry forward general activity (UDA)	0
19/20 Contracted orthodontic activity (UOA)	0
Carry forward orthodontic activity (UOA)	0
Baseline contract value	£453,942.18

ACCESS*

Patients seen in 24 months	Total	Change since previous quarter
Quarter ending September 2018	6,944	
Quarter ending December 2018	7,044	→
Quarter ending March 2019	7,133	→
Quarter ending June 2019	7,199	→
Quarter ending September 2019	7,224	→
Variance since September 2018	4.0%	↑



ACTIVITY



Month	2019	2020
April	560	537
May	2,041	1,906
June	2,987	2,828
July	4,468	4,667
August	5,827	5,394
September	6,929	6,716
October	8,674	
November	9,936	
December	10,930	
January	12,727	
February	14,036	
March	15,428	
April	16,204	
May	16,204	
June	16,204	

QUALITY

	Quantity	Base Number	Contract	AT	Region	England
% of FP17s for the same patient ID Re-attending within 3 months - Children	42	1,050	4.0%	9.3%	10.8%	11.5%
% of FP17s for the same patient ID Re-attending within 3 months - Adults	606	4,415	13.7%	13.7%	15.2%	15.4%
% of FP17s for the same patient ID Re-attending between 3 & 9 months - Children	725	1,050	69.0%	62.8%	62.2%	59.7%
% of FP17s for the same patient ID Re-attending between 3 & 9 months - Adults	2,765	4,415	62.6%	53.3%	52.9%	51.7%
% of FP17s for Band 1 Urgent Courses	489	4,381	11.2%	10.0%	9.7%	9.2%
% of FP17s Relating to Free Repair or Replacements	32	4,381	0.7%	0.6%	0.6%	0.7%
% of FP17s Relating to Continuations	51	4,381	1.2%	0.8%	0.7%	0.8%
% of Patients satisfied with the dentistry they have received	0	0	N/A	93.2%	93.6%	93.5%
% of Patients satisfied with the time they had to wait for an appointment	0	0	N/A	85.0%	86.3%	87.4%

* This is based on patients treated on this contract for their most recent course of treatment.

Figures in italics indicate the base number of FP17s or Patient Questionnaire responses are less than 100. N/A is shown where the base number of responses is less than 10 during the period. % is calculated as Quantity/Base number*100

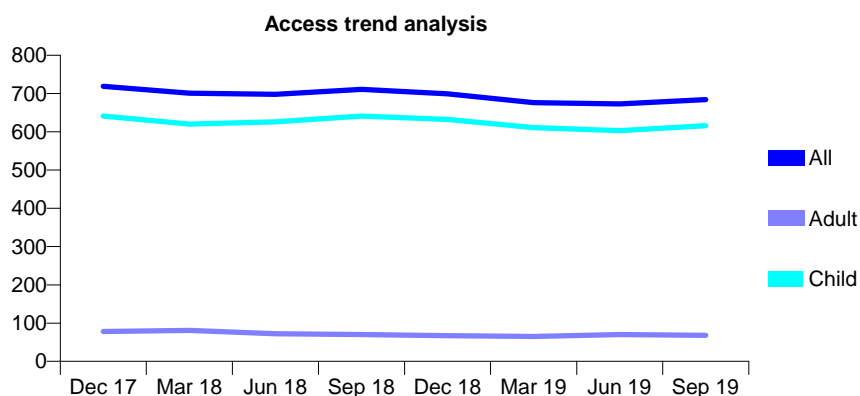
Q70 - Vital Signs At a Glance Contract Report for 913723/0001 - September 2019

Name or company name	MR S TEJA
Contract type name	GDS Contract
Purpose of contract	General
Contract start date	01/04/2006
Contract end date	

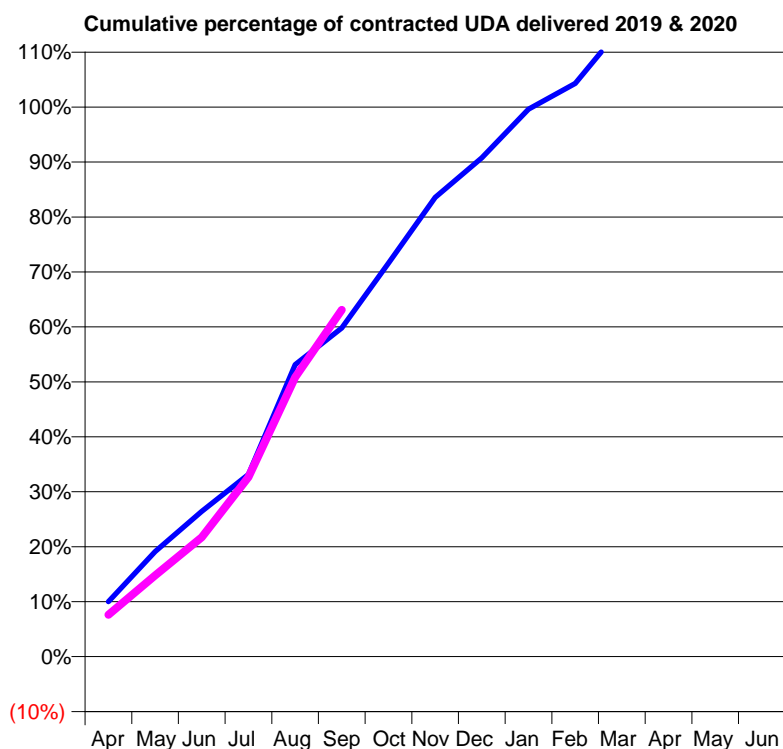
19/20 Contracted general activity (UDA)	1,624
Carry forward general activity (UDA)	0
19/20 Contracted orthodontic activity (UOA)	0
Carry forward orthodontic activity (UOA)	0
Baseline contract value	£41,266.72

ACCESS*

Patients seen in 24 months	Total	Change since previous quarter
Quarter ending September 2018	711	
Quarter ending December 2018	699	↓
Quarter ending March 2019	676	↓
Quarter ending June 2019	673	→
Quarter ending September 2019	684	→
Variance since September 2018	(3.8%)	↓



ACTIVITY



Month	Adjusted Scheduled Activity (UDA)	
	2019	2020
April	163	124
May	310	240
June	429	353
July	539	530
August	863	825
September	971	1,025
October	1,163	
November	1,357	
December	1,474	
January	1,618	
February	1,694	
March	1,860	
April	1,911	
May	1,911	
June	1,911	

QUALITY

	Quantity	Base Number	Contract	AT	Region	England
% of FP17s for the same patient ID Re-attending within 3 months - Children	66	615	10.7%	9.3%	10.8%	11.5%
% of FP17s for the same patient ID Re-attending within 3 months - Adults	4	21	19.0%	13.7%	15.2%	15.4%
% of FP17s for the same patient ID Re-attending between 3 & 9 months - Children	396	615	64.4%	62.8%	62.2%	59.7%
% of FP17s for the same patient ID Re-attending between 3 & 9 months - Adults	12	21	57.1%	53.3%	52.9%	51.7%
% of FP17s for Band 1 Urgent Courses	34	619	5.5%	10.0%	9.7%	9.2%
% of FP17s Relating to Free Repair or Replacements	0	619	0.0%	0.6%	0.6%	0.7%
% of FP17s Relating to Continuations	0	619	0.0%	0.8%	0.7%	0.8%
% of Patients satisfied with the dentistry they have received	0	0	N/A	93.2%	93.6%	93.5%
% of Patients satisfied with the time they had to wait for an appointment	0	0	N/A	85.0%	86.3%	87.4%

* This is based on patients treated on this contract for their most recent course of treatment. Figures in italics indicate the base number of FP17s or Patient Questionnaire responses are less than 100. N/A is shown where the base number of responses is less than 10 during the period. % is calculated as Quantity/Base number*100

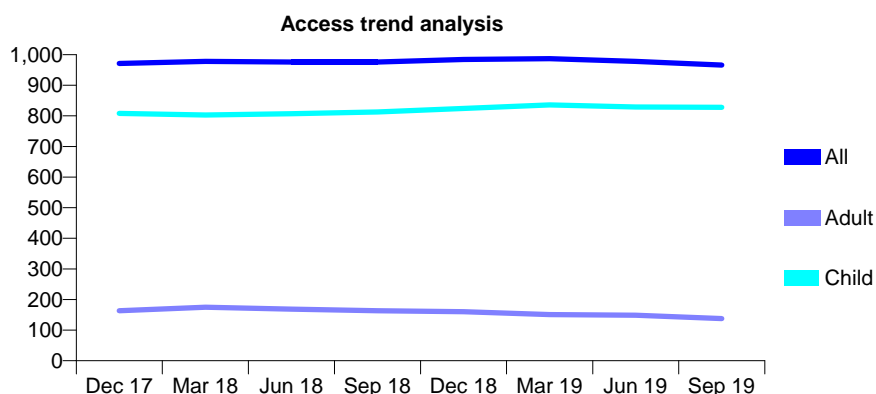
Q70 - Vital Signs At a Glance Contract Report for 915394/0001 - September 2019

Name or company name	Linden Avenue Partnership
Contract type name	GDS Contract
Purpose of contract	General and Orthodontic
Contract start date	01/04/2006
Contract end date	

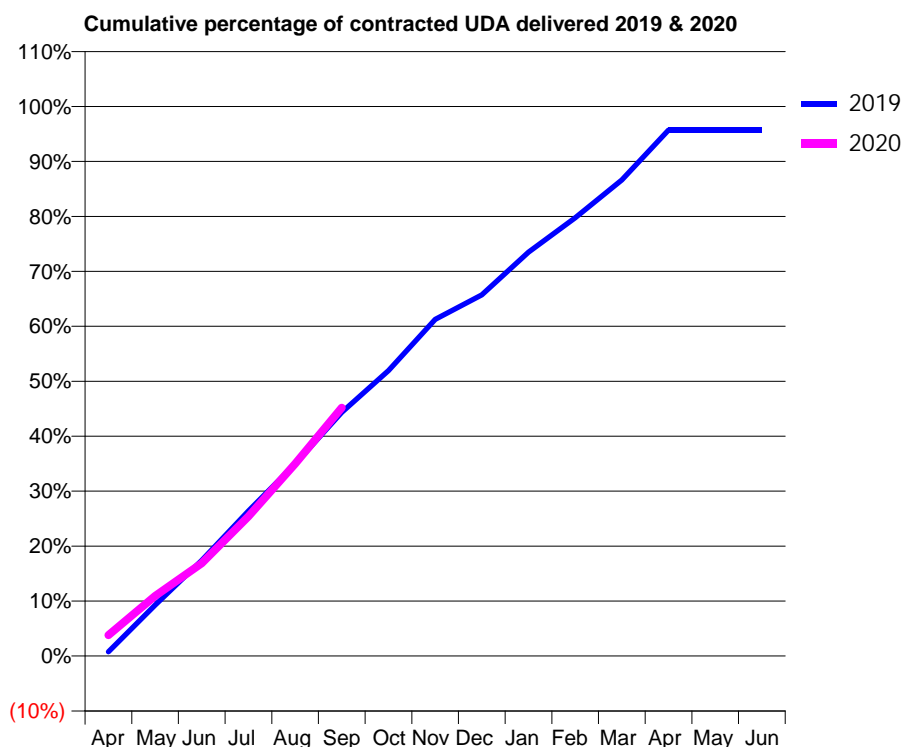
19/20 Contracted general activity (UDA)	2,800
Carry forward general activity (UDA)	0
19/20 Contracted orthodontic activity (UOA)	268
Carry forward orthodontic activity (UOA)	0
Baseline contract value	£91,334.35

ACCESS*

Patients seen in 24 months	Total	Change since previous quarter
Quarter ending September 2018	976	
Quarter ending December 2018	984	→
Quarter ending March 2019	987	→
Quarter ending June 2019	978	→
Quarter ending September 2019	966	↓
Variance since September 2018	(1.0%)	↓



ACTIVITY



Month	Adjusted Scheduled Activity (UDA)	
	2019	2020
April	22	107
May	260	306
June	487	473
July	740	712
August	979	980
September	1,242	1,265
October	1,454	
November	1,715	
December	1,840	
January	2,058	
February	2,233	
March	2,426	
April	2,680	
May	2,680	
June	2,680	

QUALITY

	Quantity	Base Number	Contract	AT	Region	England
% of FP17s for the same patient ID Re-attending within 3 months - Children	74	815	9.1%	9.3%	10.8%	11.5%
% of FP17s for the same patient ID Re-attending within 3 months - Adults	7	51	13.7%	13.7%	15.2%	15.4%
% of FP17s for the same patient ID Re-attending between 3 & 9 months - Children	598	815	73.4%	62.8%	62.2%	59.7%
% of FP17s for the same patient ID Re-attending between 3 & 9 months - Adults	31	51	60.8%	53.3%	52.9%	51.7%
% of FP17s for Band 1 Urgent Courses	25	745	3.4%	10.0%	9.7%	9.2%
% of FP17s Relating to Free Repair or Replacements	0	745	0.0%	0.6%	0.6%	0.7%
% of FP17s Relating to Continuations	0	745	0.0%	0.8%	0.7%	0.8%
% of Patients satisfied with the dentistry they have received	0	0	N/A	93.2%	93.6%	93.5%
% of Patients satisfied with the time they had to wait for an appointment	0	0	N/A	85.0%	86.3%	87.4%

* This is based on patients treated on this contract for their most recent course of treatment. Figures in italics indicate the base number of FP17s or Patient Questionnaire responses are less than 100. N/A is shown where the base number of responses is less than 10 during the period. % is calculated as Quantity/Base number*100

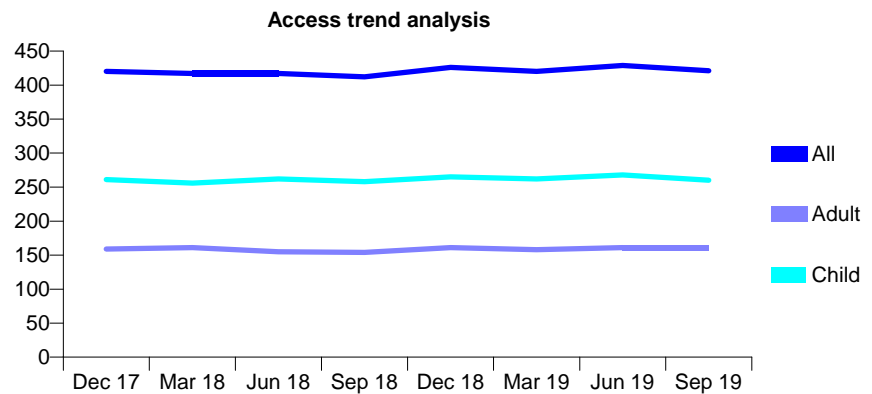
Q70 - Vital Signs At a Glance Contract Report for 917559/0002 - September 2019

Name or company name	MISS AK O'REGAN
Contract type name	GDS Contract
Purpose of contract	General
Contract start date	01/04/2006
Contract end date	

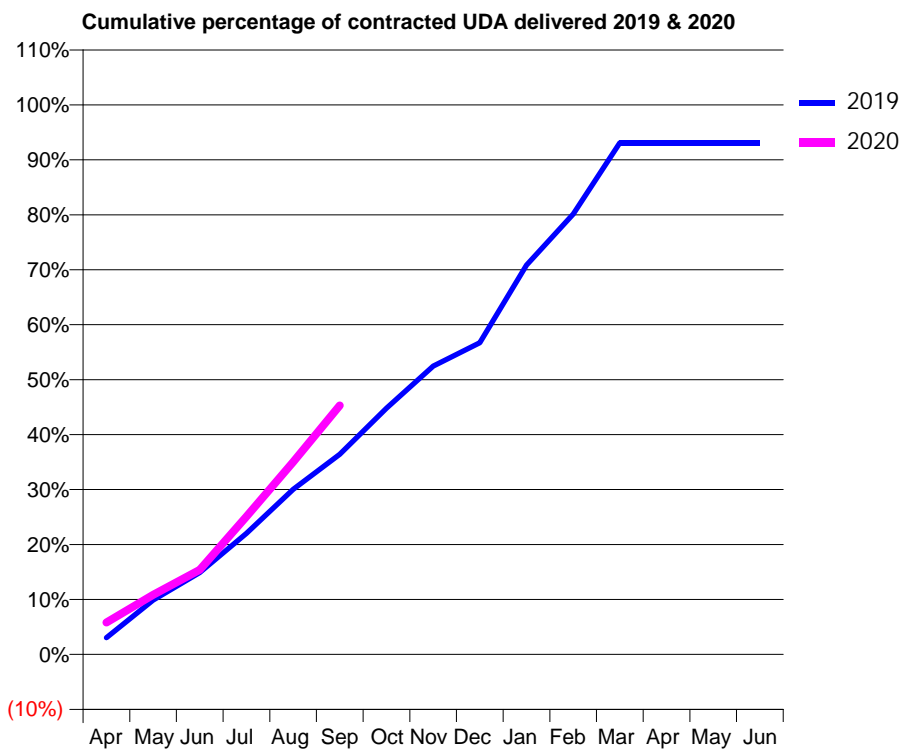
19/20 Contracted general activity (UDA)	950
Carry forward general activity (UDA)	0
19/20 Contracted orthodontic activity (UOA)	0
Carry forward orthodontic activity (UOA)	0
Baseline contract value	£22,146.67

ACCESS*

Patients seen in 24 months	Total	Change since previous quarter
Quarter ending September 2018	412	
Quarter ending December 2018	426	↑
Quarter ending March 2019	420	↓
Quarter ending June 2019	429	↑
Quarter ending September 2019	421	↓
Variance since September 2018	2.2%	↑



ACTIVITY



Month	2019	2020
April	29	55
May	94	103
June	142	146
July	209	239
August	285	333
September	346	430
October	426	
November	498	
December	539	
January	673	
February	761	
March	884	
April	884	
May	884	
June	884	

QUALITY

	Quantity	Base Number	Contract	AT	Region	England
% of FP17s for the same patient ID Re-attending within 3 months - Children	5	192	2.6%	9.3%	10.8%	11.5%
% of FP17s for the same patient ID Re-attending within 3 months - Adults	7	78	9.0%	13.7%	15.2%	15.4%
% of FP17s for the same patient ID Re-attending between 3 & 9 months - Children	123	192	64.1%	62.8%	62.2%	59.7%
% of FP17s for the same patient ID Re-attending between 3 & 9 months - Adults	40	78	51.3%	53.3%	52.9%	51.7%
% of FP17s for Band 1 Urgent Courses	7	263	2.7%	10.0%	9.7%	9.2%
% of FP17s Relating to Free Repair or Replacements	0	263	0.0%	0.6%	0.6%	0.7%
% of FP17s Relating to Continuations	8	263	3.0%	0.8%	0.7%	0.8%
% of Patients satisfied with the dentistry they have received	0	0	N/A	93.2%	93.6%	93.5%
% of Patients satisfied with the time they had to wait for an appointment	0	0	N/A	85.0%	86.3%	87.4%

* This is based on patients treated on this contract for their most recent course of treatment. Figures in italics indicate the base number of FP17s or Patient Questionnaire responses are less than 100. N/A is shown where the base number of responses is less than 10 during the period. % is calculated as Quantity/Base number*100

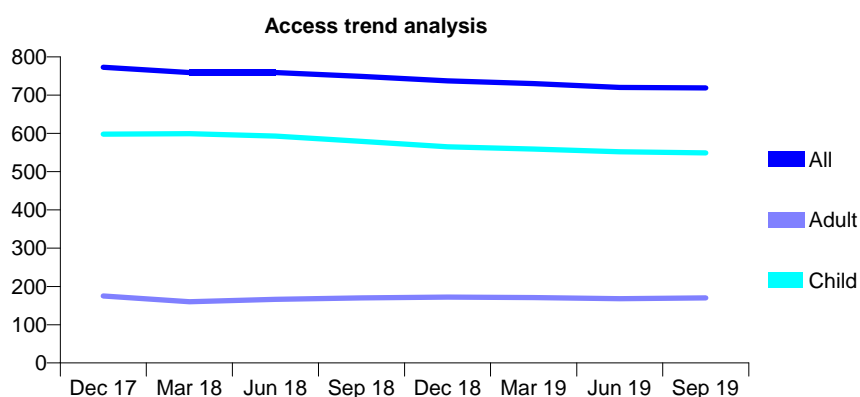
Q70 - Vital Signs At a Glance Contract Report for 919454/0001 - September 2019

Name or company name	MR BR TAYLOR
Contract type name	GDS Contract
Purpose of contract	General
Contract start date	01/04/2006
Contract end date	

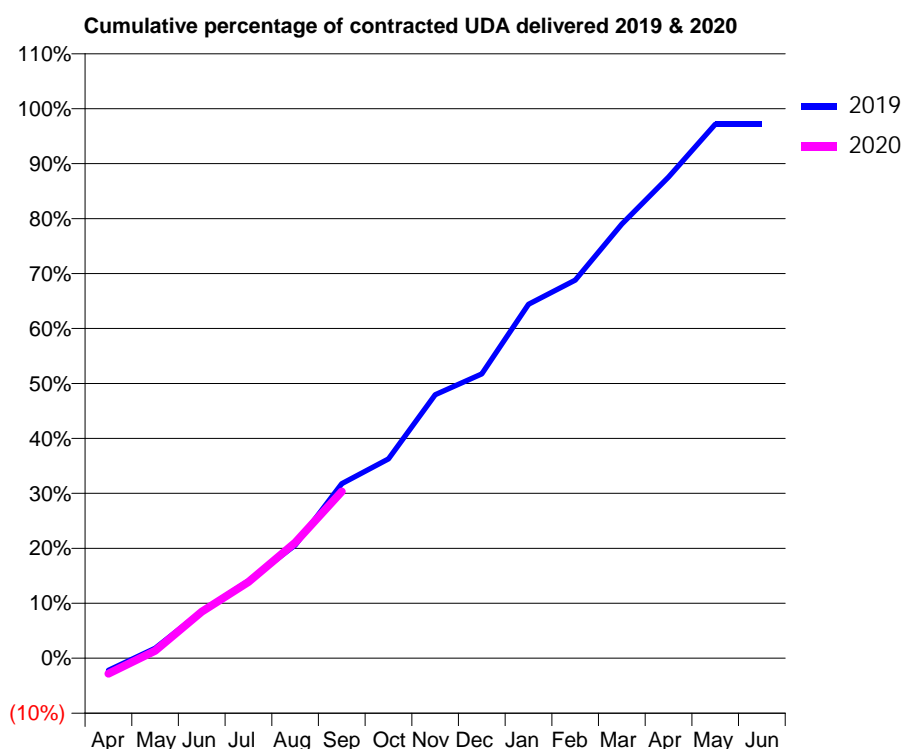
19/20 Contracted general activity (UDA)	2,335
Carry forward general activity (UDA)	66
19/20 Contracted orthodontic activity (UOA)	0
Carry forward orthodontic activity (UOA)	0
Baseline contract value	£73,432.24

ACCESS*

Patients seen in 24 months	Total	Change since previous quarter
Quarter ending September 2018	749	
Quarter ending December 2018	737	↓
Quarter ending March 2019	730	→
Quarter ending June 2019	720	↓
Quarter ending September 2019	719	→
Variance since September 2018	(4.0%)	↓



ACTIVITY



Month	2019	2020
April	-52	-66
May	43	32
June	199	197
July	329	325
August	481	492
September	742	709
October	847	
November	1,120	
December	1,208	
January	1,504	
February	1,607	
March	1,845	
April	2,045	
May	2,269	
June	2,269	

QUALITY

	Quantity	Base Number	Contract	AT	Region	England
% of FP17s for the same patient ID Re-attending within 3 months - Children	7	481	1.5%	9.3%	10.8%	11.5%
% of FP17s for the same patient ID Re-attending within 3 months - Adults	5	74	6.8%	13.7%	15.2%	15.4%
% of FP17s for the same patient ID Re-attending between 3 & 9 months - Children	390	481	81.1%	62.8%	62.2%	59.7%
% of FP17s for the same patient ID Re-attending between 3 & 9 months - Adults	34	74	45.9%	53.3%	52.9%	51.7%
% of FP17s for Band 1 Urgent Courses	3	388	0.8%	10.0%	9.7%	9.2%
% of FP17s Relating to Free Repair or Replacements	0	388	0.0%	0.6%	0.6%	0.7%
% of FP17s Relating to Continuations	0	388	0.0%	0.8%	0.7%	0.8%
% of Patients satisfied with the dentistry they have received	0	0	N/A	93.2%	93.6%	93.5%
% of Patients satisfied with the time they had to wait for an appointment	0	0	N/A	85.0%	86.3%	87.4%

* This is based on patients treated on this contract for their most recent course of treatment.

Figures in italics indicate the base number of FP17s or Patient Questionnaire responses are less than 100. N/A is shown where the base number of responses is less than 10 during the period. % is calculated as Quantity/Base number*100

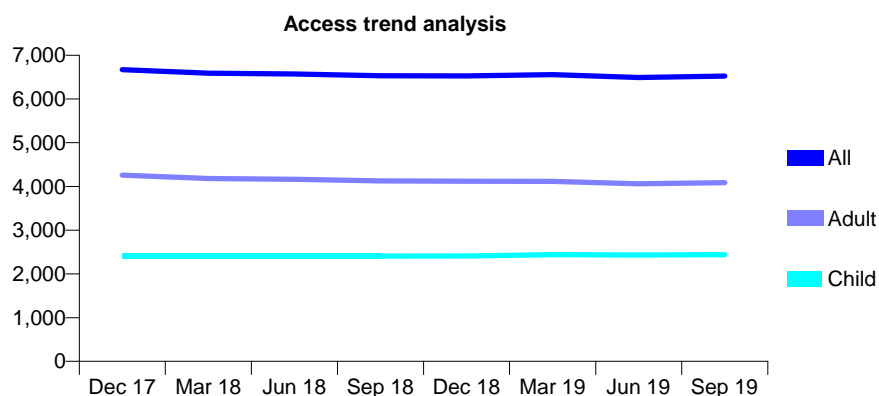
Q70 - Vital Signs At a Glance Contract Report for 919594/0001 - September 2019

Name or company name	Teeth For Life
Contract type name	GDS Contract
Purpose of contract	General
Contract start date	01/04/2006
Contract end date	

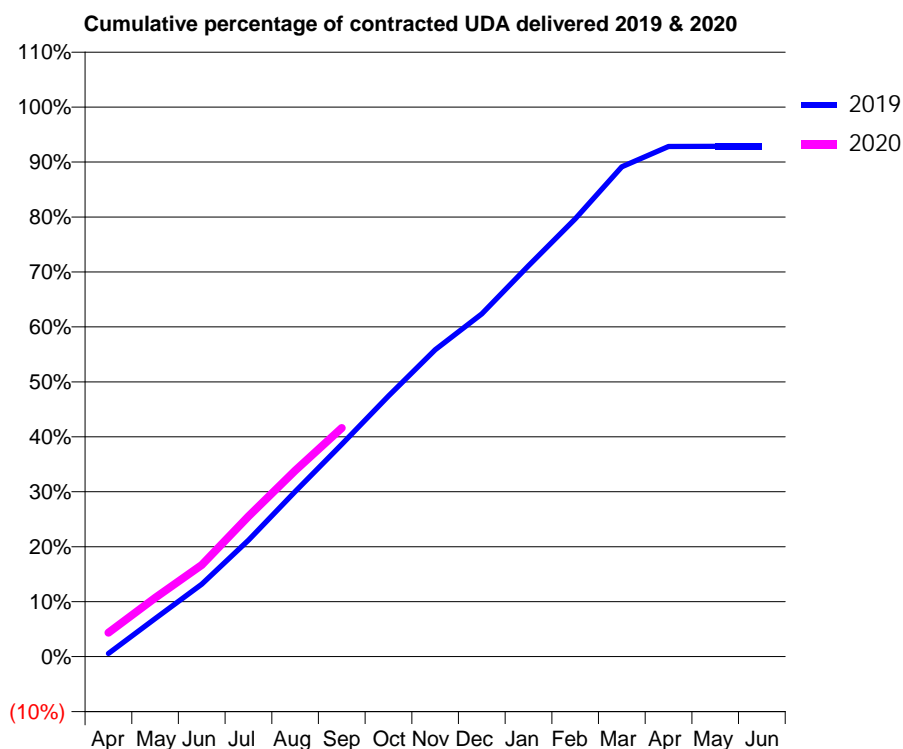
19/20 Contracted general activity (UDA)	13,782
Carry forward general activity (UDA)	0
19/20 Contracted orthodontic activity (UOA)	0
Carry forward orthodontic activity (UOA)	0
Baseline contract value	£366,847.23

ACCESS*

Patients seen in 24 months	Total	Change since previous quarter
Quarter ending September 2018	6,531	
Quarter ending December 2018	6,530	→
Quarter ending March 2019	6,556	→
Quarter ending June 2019	6,492	→
Quarter ending September 2019	6,525	→
Variance since September 2018	(0.1%)	→



ACTIVITY



Month	Adjusted Scheduled Activity (UDA)	
	2019	2020
April	80	602
May	954	1,477
June	1,817	2,301
July	2,920	3,519
August	4,143	4,667
September	5,326	5,734
October	6,537	
November	7,698	
December	8,593	
January	9,803	
February	10,978	
March	12,281	
April	12,795	
May	12,798	
June	12,797	

QUALITY

	Quantity	Base Number	Contract	AT	Region	England
% of FP17s for the same patient ID Re-attending within 3 months - Children	83	1,721	4.8%	9.3%	10.8%	11.5%
% of FP17s for the same patient ID Re-attending within 3 months - Adults	307	2,282	13.5%	13.7%	15.2%	15.4%
% of FP17s for the same patient ID Re-attending between 3 & 9 months - Children	1,080	1,721	62.8%	62.8%	62.2%	59.7%
% of FP17s for the same patient ID Re-attending between 3 & 9 months - Adults	907	2,282	39.7%	53.3%	52.9%	51.7%
% of FP17s for Band 1 Urgent Courses	244	3,377	7.2%	10.0%	9.7%	9.2%
% of FP17s Relating to Free Repair or Replacements	22	3,377	0.7%	0.6%	0.6%	0.7%
% of FP17s Relating to Continuations	17	3,377	0.5%	0.8%	0.7%	0.8%
% of Patients satisfied with the dentistry they have received	1	1	N/A	93.2%	93.6%	93.5%
% of Patients satisfied with the time they had to wait for an appointment	1	1	N/A	85.0%	86.3%	87.4%

* This is based on patients treated on this contract for their most recent course of treatment. Figures in italics indicate the base number of FP17s or Patient Questionnaire responses are less than 100. N/A is shown where the base number of responses is less than 10 during the period. % is calculated as Quantity/Base number*100

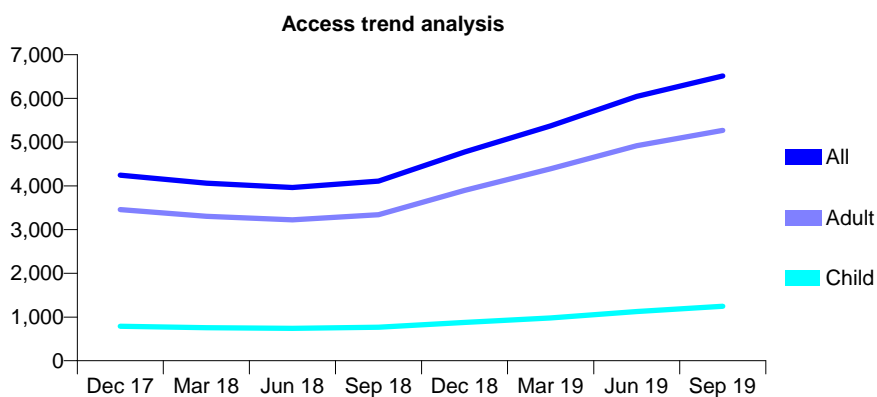
Q70 - Vital Signs At a Glance Contract Report for 920533/0002 - September 2019

Name or company name	The Clock Dental Practice
Contract type name	GDS Contract
Purpose of contract	General
Contract start date	01/04/2006
Contract end date	

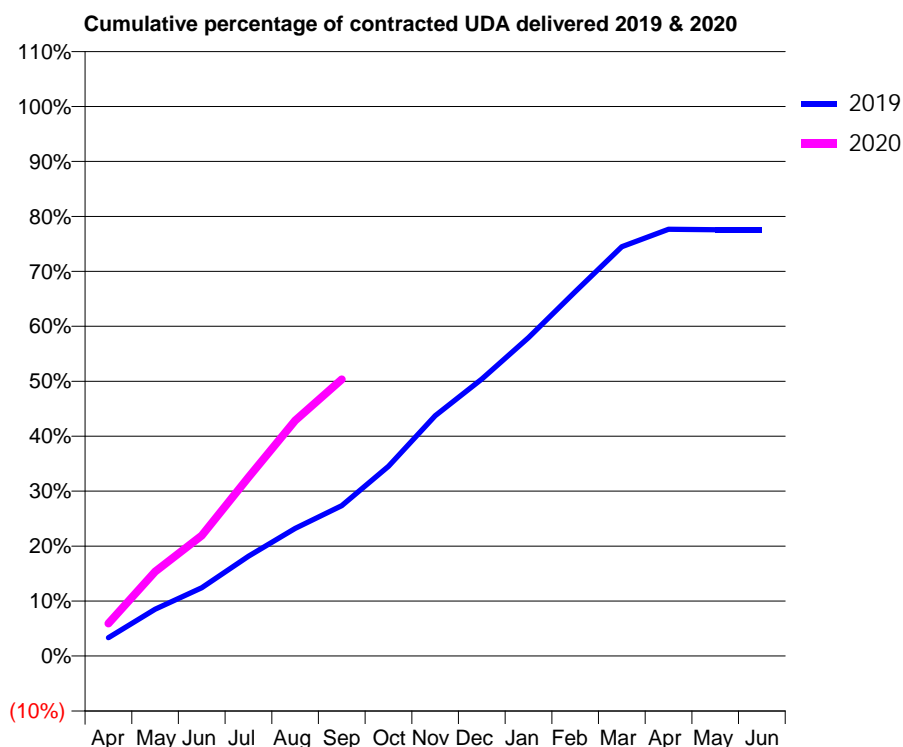
19/20 Contracted general activity (UDA)	22,669
Carry forward general activity (UDA)	0
19/20 Contracted orthodontic activity (UOA)	0
Carry forward orthodontic activity (UOA)	0
Baseline contract value	£522,032.65

ACCESS*

Patients seen in 24 months	Total	Change since previous quarter
Quarter ending September 2018	4,110	
Quarter ending December 2018	4,775	↑
Quarter ending March 2019	5,371	↑
Quarter ending June 2019	6,043	↑
Quarter ending September 2019	6,514	↑
Variance since September 2018	58.5%	↑



ACTIVITY



Month	Adjusted Scheduled Activity (UDA)	
	2019	2020
April	756	1,347
May	1,933	3,486
June	2,817	4,969
July	4,115	7,366
August	5,266	9,713
September	6,200	11,410
October	7,828	
November	9,914	
December	11,424	
January	13,134	
February	15,033	
March	16,886	
April	17,598	
May	17,586	
June	17,586	

QUALITY

	Quantity	Base Number	Contract	AT	Region	England
% of FP17s for the same patient ID Re-attending within 3 months - Children	85	1,103	7.7%	9.3%	10.8%	11.5%
% of FP17s for the same patient ID Re-attending within 3 months - Adults	550	4,515	12.2%	13.7%	15.2%	15.4%
% of FP17s for the same patient ID Re-attending between 3 & 9 months - Children	580	1,103	52.6%	62.8%	62.2%	59.7%
% of FP17s for the same patient ID Re-attending between 3 & 9 months - Adults	2,566	4,515	56.8%	53.3%	52.9%	51.7%
% of FP17s for Band 1 Urgent Courses	226	5,309	4.3%	10.0%	9.7%	9.2%
% of FP17s Relating to Free Repair or Replacements	27	5,309	0.5%	0.6%	0.6%	0.7%
% of FP17s Relating to Continuations	46	5,309	0.9%	0.8%	0.7%	0.8%
% of Patients satisfied with the dentistry they have received	5	5	N/A	93.2%	93.6%	93.5%
% of Patients satisfied with the time they had to wait for an appointment	5	5	N/A	85.0%	86.3%	87.4%

* This is based on patients treated on this contract for their most recent course of treatment. Figures in italics indicate the base number of FP17s or Patient Questionnaire responses are less than 100. N/A is shown where the base number of responses is less than 10 during the period. % is calculated as Quantity/Base number*100

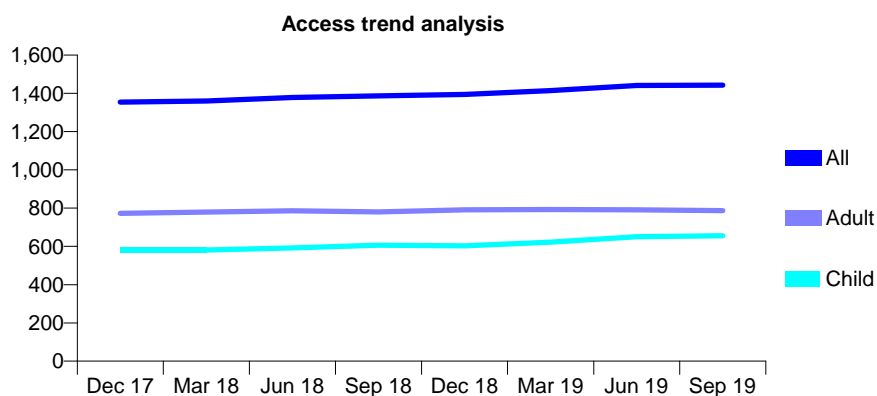
Q70 - Vital Signs At a Glance Contract Report for 921874/0001 - September 2019

Name or company name	MRS K HARINDRA
Contract type name	GDS Contract
Purpose of contract	General
Contract start date	01/04/2006
Contract end date	

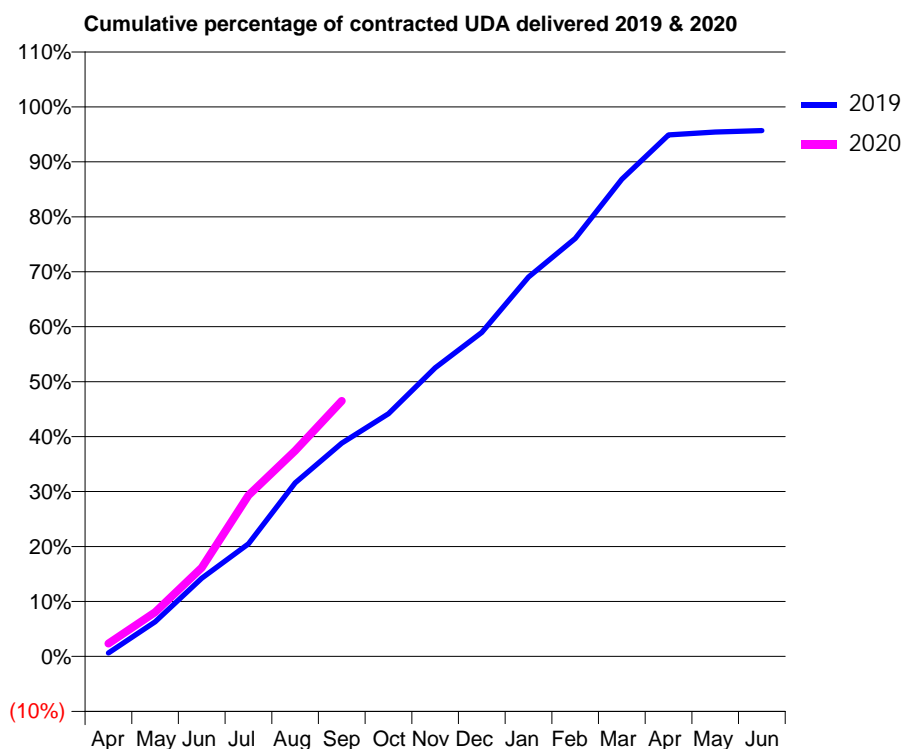
19/20 Contracted general activity (UDA)	3,860
Carry forward general activity (UDA)	0
19/20 Contracted orthodontic activity (UOA)	0
Carry forward orthodontic activity (UOA)	0
Baseline contract value	£105,360.71

ACCESS*

Patients seen in 24 months	Total	Change since previous quarter
Quarter ending September 2018	1,386	
Quarter ending December 2018	1,394	→
Quarter ending March 2019	1,414	→
Quarter ending June 2019	1,441	→
Quarter ending September 2019	1,443	→
Variance since September 2018	4.1%	↑



ACTIVITY



Month	2019	2020
April	25	91
May	243	311
June	549	623
July	791	1,131
August	1,219	1,445
September	1,498	1,794
October	1,706	
November	2,027	
December	2,276	
January	2,664	
February	2,936	
March	3,352	
April	3,663	
May	3,683	
June	3,693	

QUALITY

	Quantity	Base Number	Contract	AT	Region	England
% of FP17s for the same patient ID Re-attending within 3 months - Children	30	565	5.3%	9.3%	10.8%	11.5%
% of FP17s for the same patient ID Re-attending within 3 months - Adults	106	644	16.5%	13.7%	15.2%	15.4%
% of FP17s for the same patient ID Re-attending between 3 & 9 months - Children	391	565	69.2%	62.8%	62.2%	59.7%
% of FP17s for the same patient ID Re-attending between 3 & 9 months - Adults	390	644	60.6%	53.3%	52.9%	51.7%
% of FP17s for Band 1 Urgent Courses	44	1,049	4.2%	10.0%	9.7%	9.2%
% of FP17s Relating to Free Repair or Replacements	3	1,049	0.3%	0.6%	0.6%	0.7%
% of FP17s Relating to Continuations	9	1,049	0.9%	0.8%	0.7%	0.8%
% of Patients satisfied with the dentistry they have received	1	1	N/A	93.2%	93.6%	93.5%
% of Patients satisfied with the time they had to wait for an appointment	1	1	N/A	85.0%	86.3%	87.4%

* This is based on patients treated on this contract for their most recent course of treatment. Figures in italics indicate the base number of FP17s or Patient Questionnaire responses are less than 100. N/A is shown where the base number of responses is less than 10 during the period. % is calculated as Quantity/Base number*100

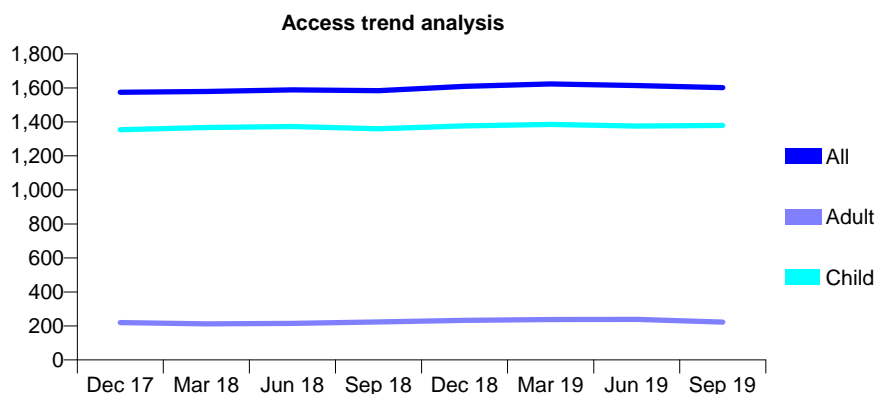
Q70 - Vital Signs At a Glance Contract Report for 923125/0001 - September 2019

Name or company name	Whiteley Dental Practice
Contract type name	GDS Contract
Purpose of contract	General
Contract start date	01/04/2006
Contract end date	

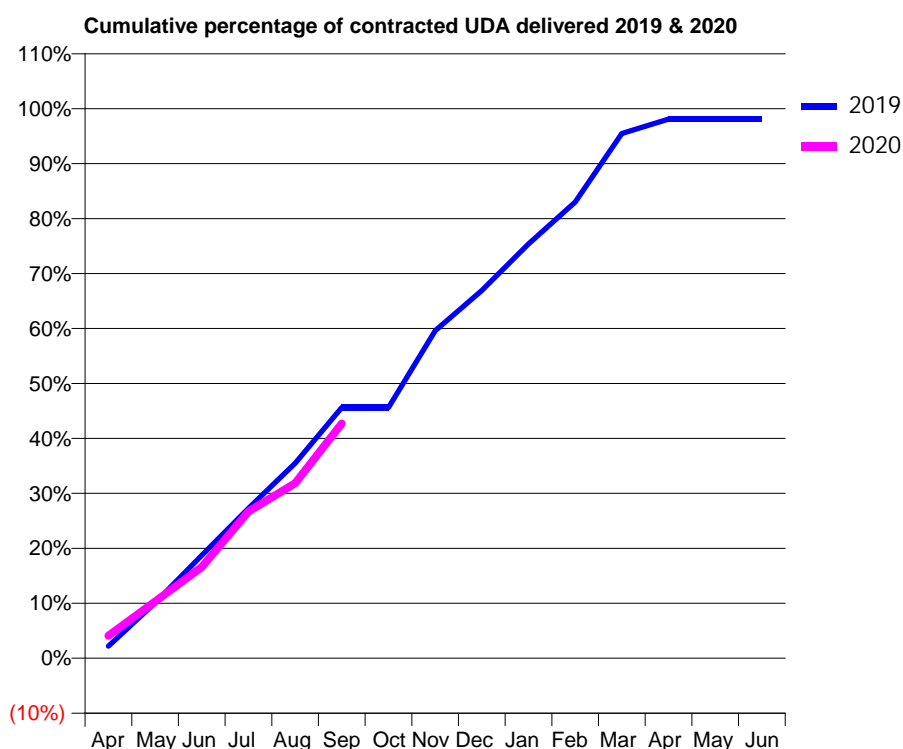
19/20 Contracted general activity (UDA)	3,133
Carry forward general activity (UDA)	59
19/20 Contracted orthodontic activity (UOA)	0
Carry forward orthodontic activity (UOA)	0
Baseline contract value	£66,212.42

ACCESS*

Patients seen in 24 months	Total	Change since previous quarter
Quarter ending September 2018	1,584	
Quarter ending December 2018	1,609	→
Quarter ending March 2019	1,623	→
Quarter ending June 2019	1,614	→
Quarter ending September 2019	1,601	→
Variance since September 2018	1.1%	→



ACTIVITY



Month	2019	2020
April	69	128
May	316	323
June	586	520
July	855	837
August	1,112	998
September	1,430	1,338
October	1,430	
November	1,867	
December	2,097	
January	2,362	
February	2,600	
March	2,992	
April	3,073	
May	3,073	
June	3,073	

QUALITY

	Quantity	Base Number	Contract	AT	Region	England
% of FP17s for the same patient ID Re-attending within 3 months - Children	42	1,127	3.7%	9.3%	10.8%	11.5%
% of FP17s for the same patient ID Re-attending within 3 months - Adults	5	77	6.5%	13.7%	15.2%	15.4%
% of FP17s for the same patient ID Re-attending between 3 & 9 months - Children	823	1,127	73.0%	62.8%	62.2%	59.7%
% of FP17s for the same patient ID Re-attending between 3 & 9 months - Adults	50	77	64.9%	53.3%	52.9%	51.7%
% of FP17s for Band 1 Urgent Courses	32	1,135	2.8%	10.0%	9.7%	9.2%
% of FP17s Relating to Free Repair or Replacements	0	1,135	0.0%	0.6%	0.6%	0.7%
% of FP17s Relating to Continuations	5	1,135	0.4%	0.8%	0.7%	0.8%
% of Patients satisfied with the dentistry they have received	1	1	N/A	93.2%	93.6%	93.5%
% of Patients satisfied with the time they had to wait for an appointment	1	1	N/A	85.0%	86.3%	87.4%

* This is based on patients treated on this contract for their most recent course of treatment.

Figures in italics indicate the base number of FP17s or Patient Questionnaire responses are less than 100. N/A is shown where the base number of responses is less than 10 during the period. % is calculated as Quantity/Base number*100

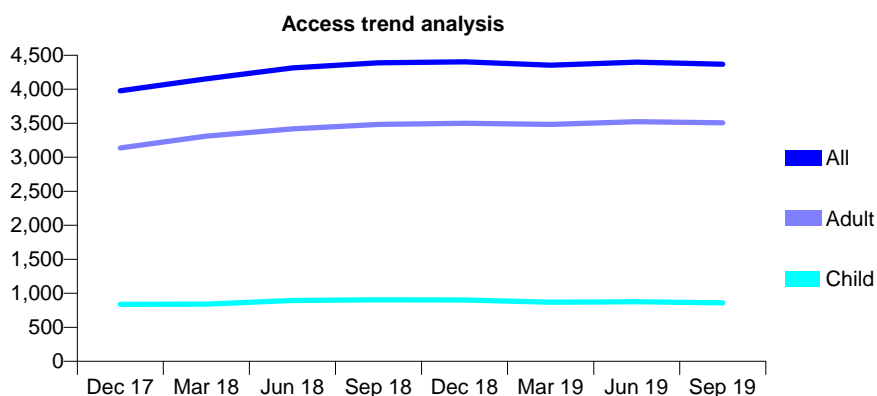
Q70 - Vital Signs At a Glance Contract Report for 926256/0001 - September 2019

Name or company name	Brighton Hill Dental Practice Partnership
Contract type name	GDS Contract
Purpose of contract	General
Contract start date	01/04/2006
Contract end date	

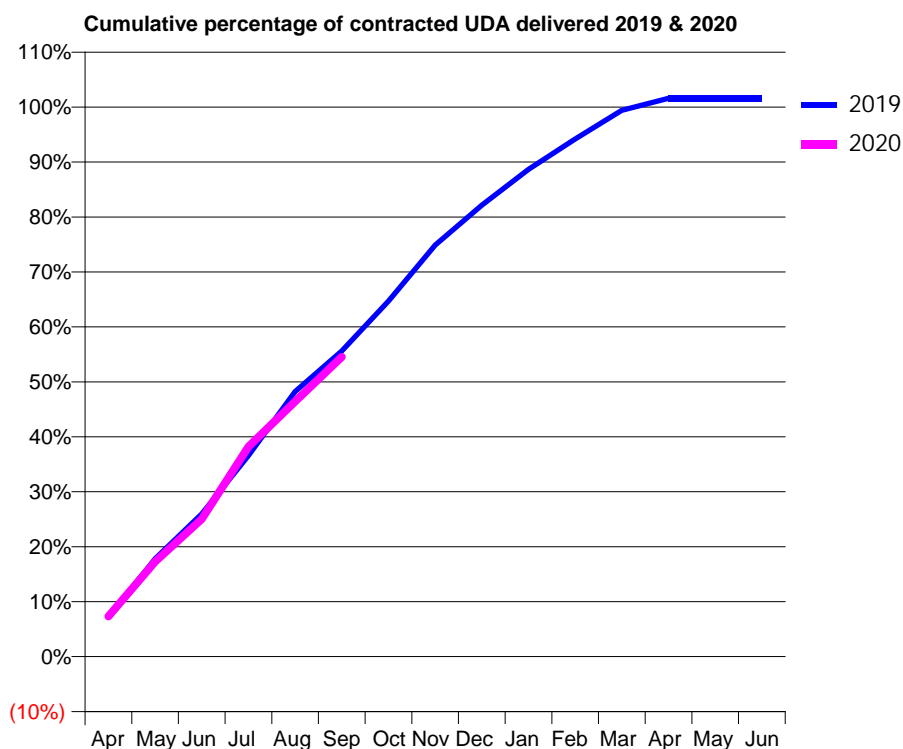
19/20 Contracted general activity (UDA)	15,631
Carry forward general activity (UDA)	0
19/20 Contracted orthodontic activity (UOA)	0
Carry forward orthodontic activity (UOA)	0
Baseline contract value	£519,408.75

ACCESS*

Patients seen in 24 months	Total	Change since previous quarter
Quarter ending September 2018	4,389	
Quarter ending December 2018	4,402	→
Quarter ending March 2019	4,353	↓
Quarter ending June 2019	4,399	→
Quarter ending September 2019	4,367	→
Variance since September 2018	(0.5%)	→



ACTIVITY



Month	Adjusted Scheduled Activity (UDA)	
	2019	2020
April	1,116	1,147
May	2,786	2,701
June	4,061	3,912
July	5,721	5,971
August	7,543	7,256
September	8,692	8,523
October	10,111	
November	11,706	
December	12,839	
January	13,857	
February	14,723	
March	15,539	
April	15,879	
May	15,879	
June	15,879	

QUALITY

	Quantity	Base Number	Contract	AT	Region	England
% of FP17s for the same patient ID Re-attending within 3 months - Children	45	728	6.2%	9.3%	10.8%	11.5%
% of FP17s for the same patient ID Re-attending within 3 months - Adults	269	2,760	9.7%	13.7%	15.2%	15.4%
% of FP17s for the same patient ID Re-attending between 3 & 9 months - Children	458	728	62.9%	62.8%	62.2%	59.7%
% of FP17s for the same patient ID Re-attending between 3 & 9 months - Adults	1,798	2,760	65.1%	53.3%	52.9%	51.7%
% of FP17s for Band 1 Urgent Courses	172	3,343	5.1%	10.0%	9.7%	9.2%
% of FP17s Relating to Free Repair or Replacements	21	3,343	0.6%	0.6%	0.6%	0.7%
% of FP17s Relating to Continuations	63	3,343	1.9%	0.8%	0.7%	0.8%
% of Patients satisfied with the dentistry they have received	0	0	N/A	93.2%	93.6%	93.5%
% of Patients satisfied with the time they had to wait for an appointment	0	0	N/A	85.0%	86.3%	87.4%

* This is based on patients treated on this contract for their most recent course of treatment. Figures in italics indicate the base number of FP17s or Patient Questionnaire responses are less than 100. N/A is shown where the base number of responses is less than 10 during the period. % is calculated as Quantity/Base number*100

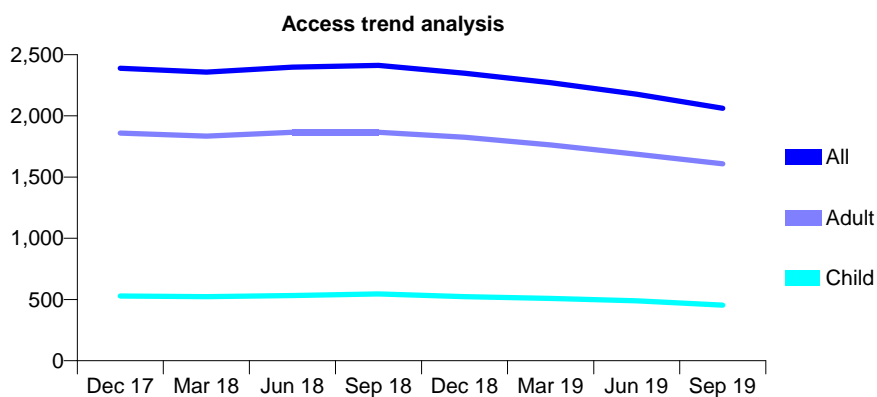
Q70 - Vital Signs At a Glance Contract Report for 933198/0001 - September 2019

Name or company name	MR H FOROUZANFAR
Contract type name	GDS Contract
Purpose of contract	General
Contract start date	01/10/2006
Contract end date	

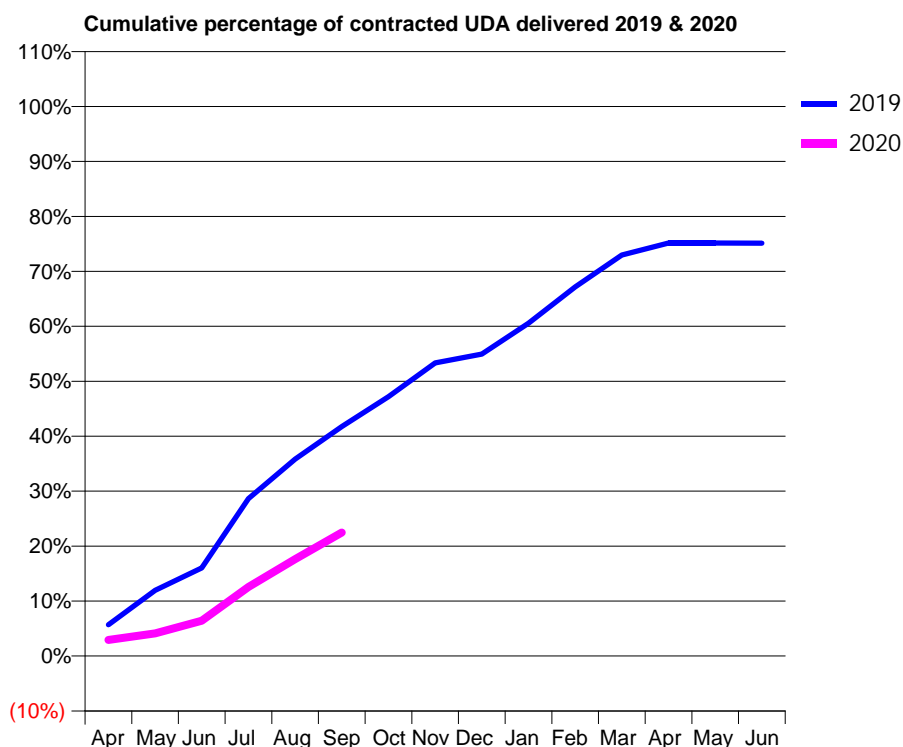
19/20 Contracted general activity (UDA)	8,329
Carry forward general activity (UDA)	0
19/20 Contracted orthodontic activity (UOA)	0
Carry forward orthodontic activity (UOA)	0
Baseline contract value	£246,531.91

ACCESS*

Patients seen in 24 months	Total	Change since previous quarter
Quarter ending September 2018	2,412	
Quarter ending December 2018	2,348	↓
Quarter ending March 2019	2,272	↓
Quarter ending June 2019	2,177	↓
Quarter ending September 2019	2,063	↓
Variance since September 2018	(14.5%)	↓



ACTIVITY



Month	Adjusted Scheduled Activity (UDA)	
	2019	2020
April	473	243
May	996	345
June	1,336	536
July	2,386	1,046
August	2,985	1,468
September	3,477	1,873
October	3,930	
November	4,442	
December	4,575	
January	5,045	
February	5,593	
March	6,077	
April	6,259	
May	6,259	
June	6,256	

QUALITY

	Quantity	Base Number	Contract	AT	Region	England
% of FP17s for the same patient ID Re-attending within 3 months - Children	9	281	3.2%	9.3%	10.8%	11.5%
% of FP17s for the same patient ID Re-attending within 3 months - Adults	99	928	10.7%	13.7%	15.2%	15.4%
% of FP17s for the same patient ID Re-attending between 3 & 9 months - Children	160	281	56.9%	62.8%	62.2%	59.7%
% of FP17s for the same patient ID Re-attending between 3 & 9 months - Adults	589	928	63.5%	53.3%	52.9%	51.7%
% of FP17s for Band 1 Urgent Courses	113	1,149	9.8%	10.0%	9.7%	9.2%
% of FP17s Relating to Free Repair or Replacements	12	1,149	1.0%	0.6%	0.6%	0.7%
% of FP17s Relating to Continuations	1	1,149	0.1%	0.8%	0.7%	0.8%
% of Patients satisfied with the dentistry they have received	0	0	N/A	93.2%	93.6%	93.5%
% of Patients satisfied with the time they had to wait for an appointment	0	0	N/A	85.0%	86.3%	87.4%

* This is based on patients treated on this contract for their most recent course of treatment. Figures in italics indicate the base number of FP17s or Patient Questionnaire responses are less than 100. N/A is shown where the base number of responses is less than 10 during the period. % is calculated as Quantity/Base number*100

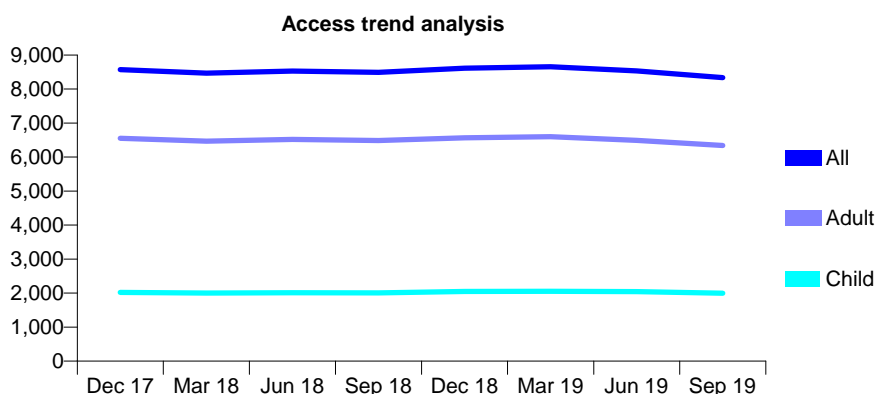
Q70 - Vital Signs At a Glance Contract Report for 936693/0001 - September 2019

Name or company name	MR MM MANSOURIAN
Contract type name	GDS Contract
Purpose of contract	General
Contract start date	01/04/2006
Contract end date	

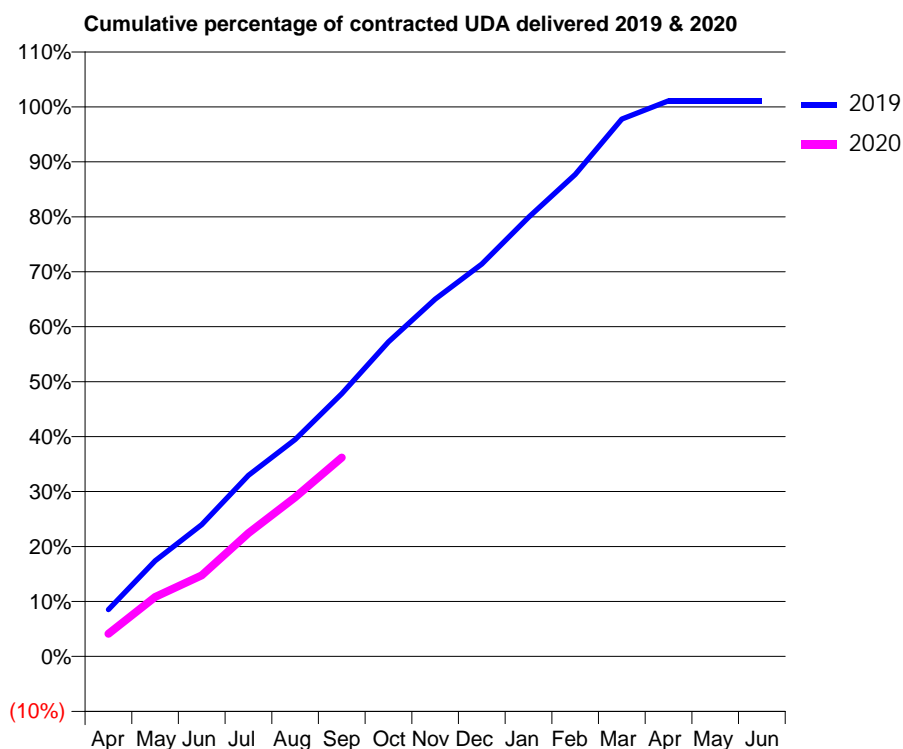
19/20 Contracted general activity (UDA)	24,661
Carry forward general activity (UDA)	0
19/20 Contracted orthodontic activity (UOA)	0
Carry forward orthodontic activity (UOA)	0
Baseline contract value	£711,738.53

ACCESS*

Patients seen in 24 months	Total	Change since previous quarter
Quarter ending September 2018	8,491	
Quarter ending December 2018	8,615	→
Quarter ending March 2019	8,656	→
Quarter ending June 2019	8,536	↓
Quarter ending September 2019	8,336	↓
Variance since September 2018	(1.8%)	↓



ACTIVITY



Month	Adjusted Scheduled Activity (UDA)	
	2019	2020
April	2,103	1,015
May	4,293	2,674
June	5,918	3,637
July	8,126	5,532
August	9,732	7,145
September	11,784	8,926
October	14,114	
November	16,037	
December	17,603	
January	19,702	
February	21,634	
March	24,114	
April	24,934	
May	24,937	
June	24,937	

QUALITY

	Quantity	Base Number	Contract	AT	Region	England
% of FP17s for the same patient ID Re-attending within 3 months - Children	61	1,543	4.0%	9.3%	10.8%	11.5%
% of FP17s for the same patient ID Re-attending within 3 months - Adults	467	4,344	10.8%	13.7%	15.2%	15.4%
% of FP17s for the same patient ID Re-attending between 3 & 9 months - Children	1,185	1,543	76.8%	62.8%	62.2%	59.7%
% of FP17s for the same patient ID Re-attending between 3 & 9 months - Adults	2,994	4,344	68.9%	53.3%	52.9%	51.7%
% of FP17s for Band 1 Urgent Courses	259	5,443	4.8%	10.0%	9.7%	9.2%
% of FP17s Relating to Free Repair or Replacements	5	5,443	0.1%	0.6%	0.6%	0.7%
% of FP17s Relating to Continuations	18	5,443	0.3%	0.8%	0.7%	0.8%
% of Patients satisfied with the dentistry they have received	1	1	N/A	93.2%	93.6%	93.5%
% of Patients satisfied with the time they had to wait for an appointment	1	1	N/A	85.0%	86.3%	87.4%

* This is based on patients treated on this contract for their most recent course of treatment. Figures in italics indicate the base number of FP17s or Patient Questionnaire responses are less than 100. N/A is shown where the base number of responses is less than 10 during the period. % is calculated as Quantity/Base number*100

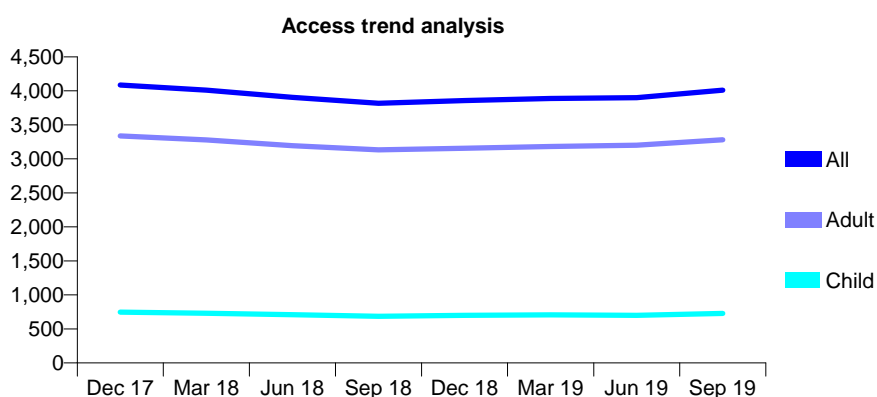
Q70 - Vital Signs At a Glance Contract Report for 939900/0002 - September 2019

Name or company name	MRS KM ROWLAND
Contract type name	GDS Contract
Purpose of contract	General
Contract start date	01/01/2008
Contract end date	

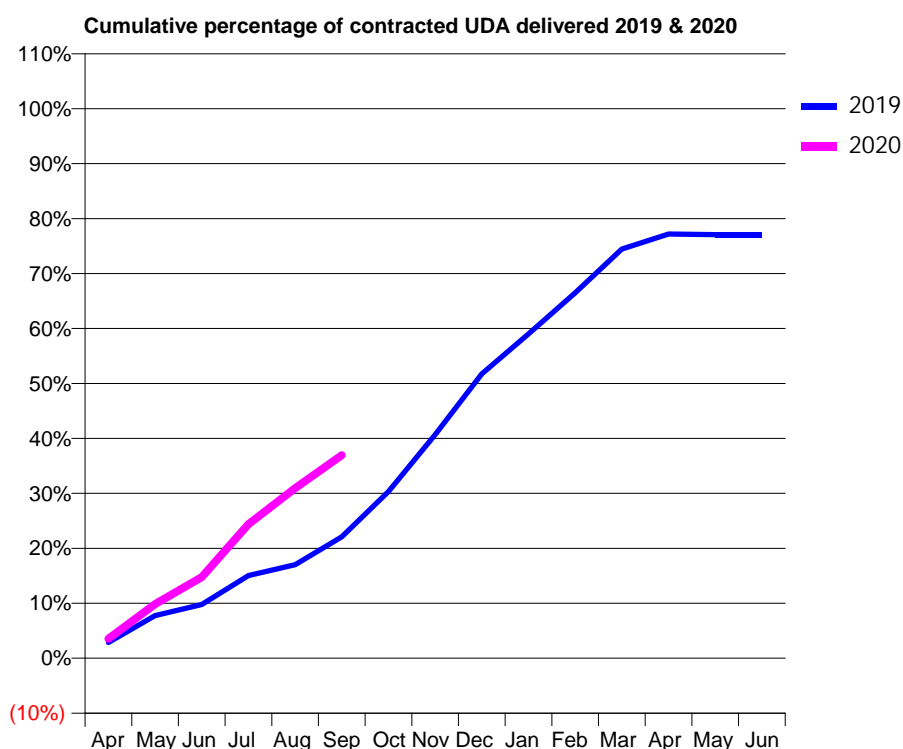
19/20 Contracted general activity (UDA)	16,074
Carry forward general activity (UDA)	0
19/20 Contracted orthodontic activity (UOA)	0
Carry forward orthodontic activity (UOA)	0
Baseline contract value	£361,826.84

ACCESS*

Patients seen in 24 months	Total	Change since previous quarter
Quarter ending September 2018	3,819	
Quarter ending December 2018	3,857	→
Quarter ending March 2019	3,887	→
Quarter ending June 2019	3,901	→
Quarter ending September 2019	4,011	↑
Variance since September 2018	5.0%	↑



ACTIVITY



Month	2019	2020
April	388	573
May	1,050	1,586
June	1,318	2,371
July	2,029	3,922
August	2,298	4,975
September	2,983	5,939
October	4,093	
November	5,496	
December	6,988	
January	7,969	
February	8,976	
March	10,052	
April	10,420	
May	10,406	
June	10,402	

QUALITY

	Quantity	Base Number	Contract	AT	Region	England
% of FP17s for the same patient ID Re-attending within 3 months - Children	63	693	9.1%	9.3%	10.8%	11.5%
% of FP17s for the same patient ID Re-attending within 3 months - Adults	268	2,610	10.3%	13.7%	15.2%	15.4%
% of FP17s for the same patient ID Re-attending between 3 & 9 months - Children	457	693	65.9%	62.8%	62.2%	59.7%
% of FP17s for the same patient ID Re-attending between 3 & 9 months - Adults	1,441	2,610	55.2%	53.3%	52.9%	51.7%
% of FP17s for Band 1 Urgent Courses	178	3,051	5.8%	10.0%	9.7%	9.2%
% of FP17s Relating to Free Repair or Replacements	29	3,051	1.0%	0.6%	0.6%	0.7%
% of FP17s Relating to Continuations	6	3,051	0.2%	0.8%	0.7%	0.8%
% of Patients satisfied with the dentistry they have received	2	2	N/A	93.2%	93.6%	93.5%
% of Patients satisfied with the time they had to wait for an appointment	2	2	N/A	85.0%	86.3%	87.4%

* This is based on patients treated on this contract for their most recent course of treatment.

Figures in italics indicate the base number of FP17s or Patient Questionnaire responses are less than 100. N/A is shown where the base number of responses is less than 10 during the period. % is calculated as Quantity/Base number*100

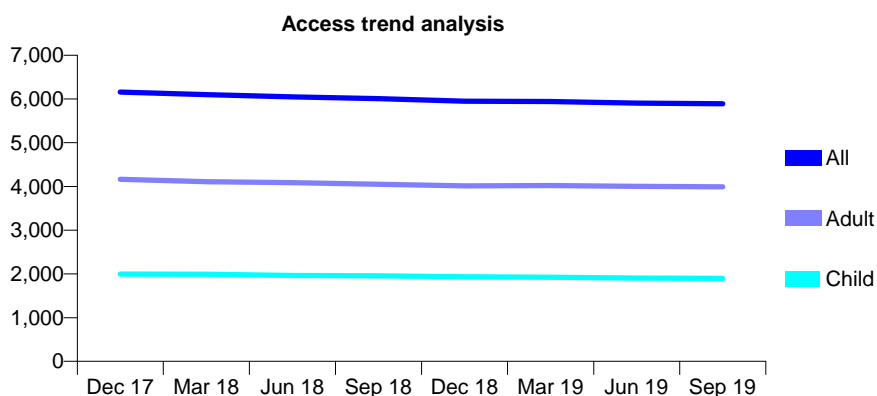
Q70 - Vital Signs At a Glance Contract Report for 942316/0001 - September 2019

Name or company name	MS A SINGH
Contract type name	GDS Contract
Purpose of contract	General
Contract start date	01/04/2006
Contract end date	

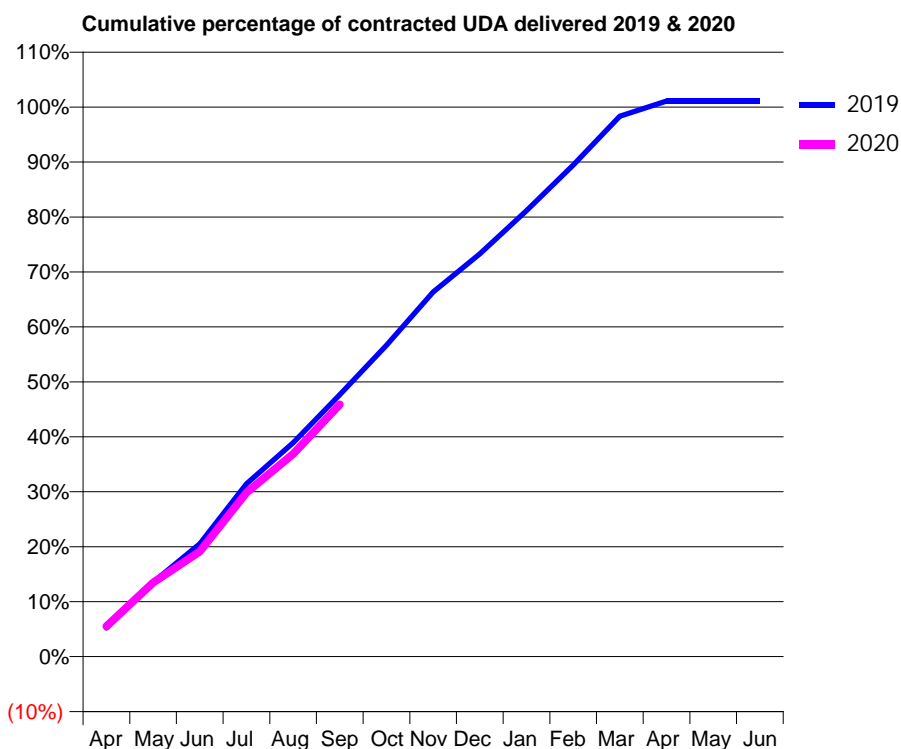
19/20 Contracted general activity (UDA)	14,243
Carry forward general activity (UDA)	0
19/20 Contracted orthodontic activity (UOA)	0
Carry forward orthodontic activity (UOA)	0
Baseline contract value	£440,411.24

ACCESS*

Patients seen in 24 months	Total	Change since previous quarter
Quarter ending September 2018	6,006	
Quarter ending December 2018	5,948	→
Quarter ending March 2019	5,944	→
Quarter ending June 2019	5,906	→
Quarter ending September 2019	5,891	→
Variance since September 2018	(1.9%)	↓



ACTIVITY



Month	Adjusted Scheduled Activity (UDA)	
	2019	2020
April	741	786
May	1,929	1,921
June	2,923	2,725
July	4,479	4,250
August	5,542	5,252
September	6,790	6,533
October	8,070	
November	9,452	
December	10,440	
January	11,557	
February	12,739	
March	14,004	
April	14,401	
May	14,401	
June	14,401	

QUALITY

	Quantity	Base Number	Contract	AT	Region	England
% of FP17s for the same patient ID Re-attending within 3 months - Children	76	1,597	4.8%	9.3%	10.8%	11.5%
% of FP17s for the same patient ID Re-attending within 3 months - Adults	235	2,717	8.6%	13.7%	15.2%	15.4%
% of FP17s for the same patient ID Re-attending between 3 & 9 months - Children	1,190	1,597	74.5%	62.8%	62.2%	59.7%
% of FP17s for the same patient ID Re-attending between 3 & 9 months - Adults	1,557	2,717	57.3%	53.3%	52.9%	51.7%
% of FP17s for Band 1 Urgent Courses	58	4,050	1.4%	10.0%	9.7%	9.2%
% of FP17s Relating to Free Repair or Replacements	29	4,050	0.7%	0.6%	0.6%	0.7%
% of FP17s Relating to Continuations	77	4,050	1.9%	0.8%	0.7%	0.8%
% of Patients satisfied with the dentistry they have received	0	0	N/A	93.2%	93.6%	93.5%
% of Patients satisfied with the time they had to wait for an appointment	0	0	N/A	85.0%	86.3%	87.4%

* This is based on patients treated on this contract for their most recent course of treatment. Figures in italics indicate the base number of FP17s or Patient Questionnaire responses are less than 100. N/A is shown where the base number of responses is less than 10 during the period. % is calculated as Quantity/Base number*100

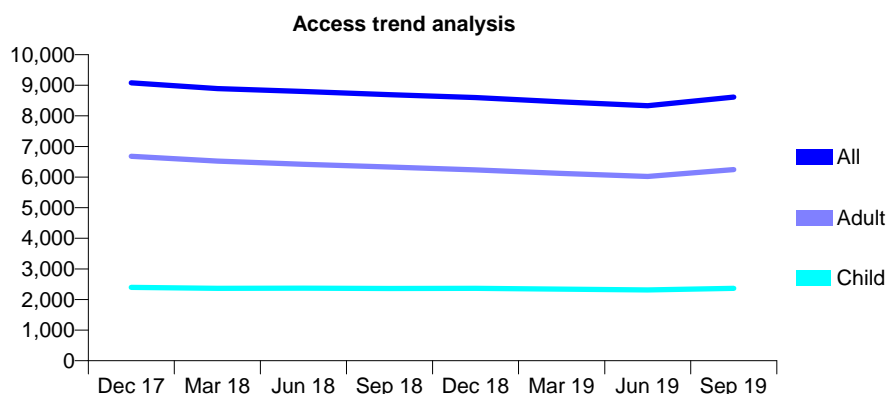
Q70 - Vital Signs At a Glance Contract Report for 942316/0003 - September 2019

Name or company name	MS A SINGH
Contract type name	GDS Contract
Purpose of contract	General
Contract start date	08/08/2011
Contract end date	

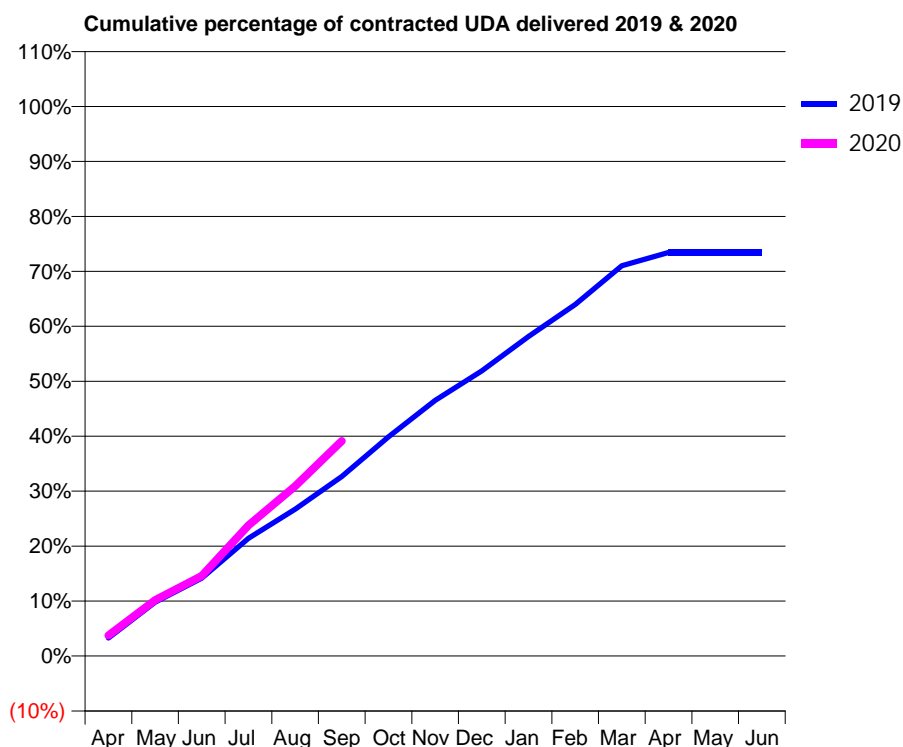
19/20 Contracted general activity (UDA)	27,500
Carry forward general activity (UDA)	0
19/20 Contracted orthodontic activity (UOA)	0
Carry forward orthodontic activity (UOA)	0
Baseline contract value	£737,576.75

ACCESS*

Patients seen in 24 months	Total	Change since previous quarter
Quarter ending September 2018	8,690	
Quarter ending December 2018	8,597	↓
Quarter ending March 2019	8,458	↓
Quarter ending June 2019	8,334	↓
Quarter ending September 2019	8,615	↑
Variance since September 2018	(0.9%)	→



ACTIVITY



Month	Adjusted Scheduled Activity (UDA)	
	2019	2020
April	902	1,030
May	2,696	2,800
June	3,898	4,009
July	5,889	6,535
August	7,353	8,497
September	8,984	10,759
October	10,969	
November	12,795	
December	14,270	
January	15,984	
February	17,597	
March	19,528	
April	20,193	
May	20,195	
June	20,197	

QUALITY

	Quantity	Base Number	Contract	AT	Region	England
% of FP17s for the same patient ID Re-attending within 3 months - Children	83	1,927	4.3%	9.3%	10.8%	11.5%
% of FP17s for the same patient ID Re-attending within 3 months - Adults	545	4,969	11.0%	13.7%	15.2%	15.4%
% of FP17s for the same patient ID Re-attending between 3 & 9 months - Children	1,290	1,927	66.9%	62.8%	62.2%	59.7%
% of FP17s for the same patient ID Re-attending between 3 & 9 months - Adults	3,100	4,969	62.4%	53.3%	52.9%	51.7%
% of FP17s for Band 1 Urgent Courses	560	6,508	8.6%	10.0%	9.7%	9.2%
% of FP17s Relating to Free Repair or Replacements	34	6,508	0.5%	0.6%	0.6%	0.7%
% of FP17s Relating to Continuations	20	6,508	0.3%	0.8%	0.7%	0.8%
% of Patients satisfied with the dentistry they have received	0	1	N/A	93.2%	93.6%	93.5%
% of Patients satisfied with the time they had to wait for an appointment	0	1	N/A	85.0%	86.3%	87.4%

* This is based on patients treated on this contract for their most recent course of treatment. Figures in italics indicate the base number of FP17s or Patient Questionnaire responses are less than 100. N/A is shown where the base number of responses is less than 10 during the period. % is calculated as Quantity/Base number*100

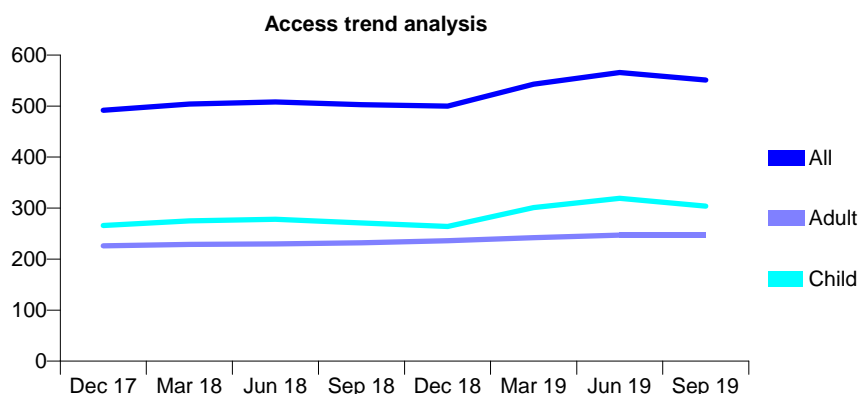
Q70 - Vital Signs At a Glance Contract Report for 944203/0001 - September 2019

Name or company name	MISS G AZIZI
Contract type name	GDS Contract
Purpose of contract	General
Contract start date	01/04/2006
Contract end date	

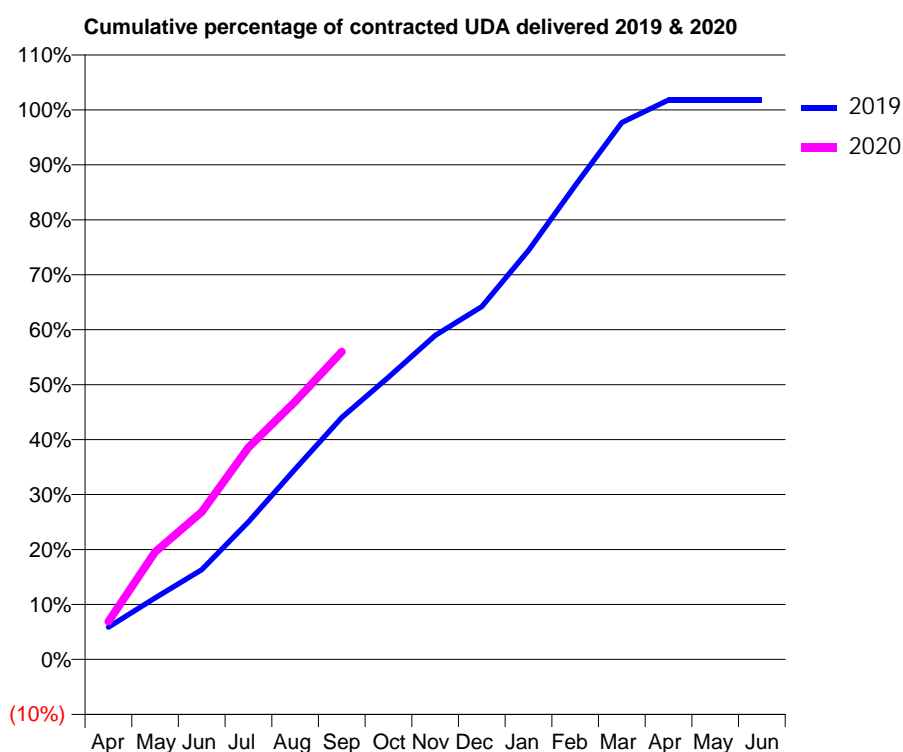
19/20 Contracted general activity (UDA)	1,094
Carry forward general activity (UDA)	0
19/20 Contracted orthodontic activity (UOA)	0
Carry forward orthodontic activity (UOA)	0
Baseline contract value	£28,181.12

ACCESS*

Patients seen in 24 months	Total	Change since previous quarter
Quarter ending September 2018	503	
Quarter ending December 2018	500	→
Quarter ending March 2019	543	↑
Quarter ending June 2019	566	↑
Quarter ending September 2019	551	↓
Variance since September 2018	9.5%	↑



ACTIVITY



Adjusted Scheduled Activity (UDA)		
Month	2019	2020
April	64	75
May	122	214
June	179	293
July	274	422
August	379	514
September	482	613
October	562	
November	645	
December	702	
January	814	
February	943	
March	1,069	
April	1,114	
May	1,114	
June	1,114	

QUALITY

	Quantity	Base Number	Contract	AT	Region	England
% of FP17s for the same patient ID Re-attending within 3 months - Children	19	263	7.2%	9.3%	10.8%	11.5%
% of FP17s for the same patient ID Re-attending within 3 months - Adults	7	150	4.7%	13.7%	15.2%	15.4%
% of FP17s for the same patient ID Re-attending between 3 & 9 months - Children	147	263	55.9%	62.8%	62.2%	59.7%
% of FP17s for the same patient ID Re-attending between 3 & 9 months - Adults	74	150	49.3%	53.3%	52.9%	51.7%
% of FP17s for Band 1 Urgent Courses	18	378	4.8%	10.0%	9.7%	9.2%
% of FP17s Relating to Free Repair or Replacements	0	378	0.0%	0.6%	0.6%	0.7%
% of FP17s Relating to Continuations	0	378	0.0%	0.8%	0.7%	0.8%
% of Patients satisfied with the dentistry they have received	0	0	N/A	93.2%	93.6%	93.5%
% of Patients satisfied with the time they had to wait for an appointment	0	0	N/A	85.0%	86.3%	87.4%

* This is based on patients treated on this contract for their most recent course of treatment. Figures in italics indicate the base number of FP17s or Patient Questionnaire responses are less than 100. N/A is shown where the base number of responses is less than 10 during the period. % is calculated as Quantity/Base number*100

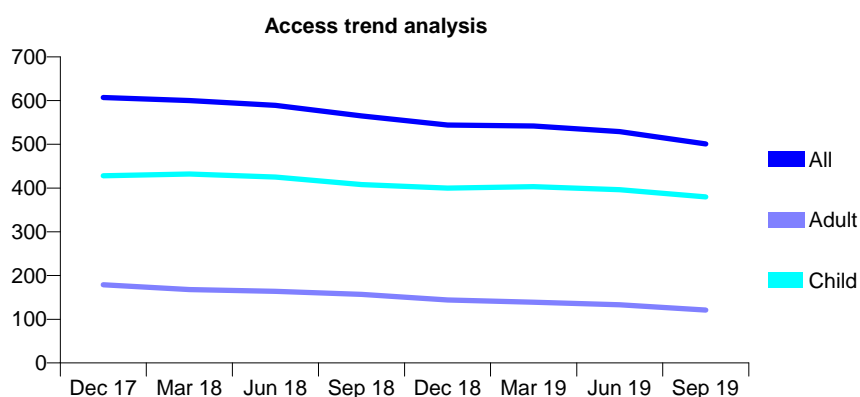
Q70 - Vital Signs At a Glance Contract Report for 952877/0001 - September 2019

Name or company name	Dr S Dau
Contract type name	GDS Contract
Purpose of contract	General and Orthodontic
Contract start date	01/04/2006
Contract end date	

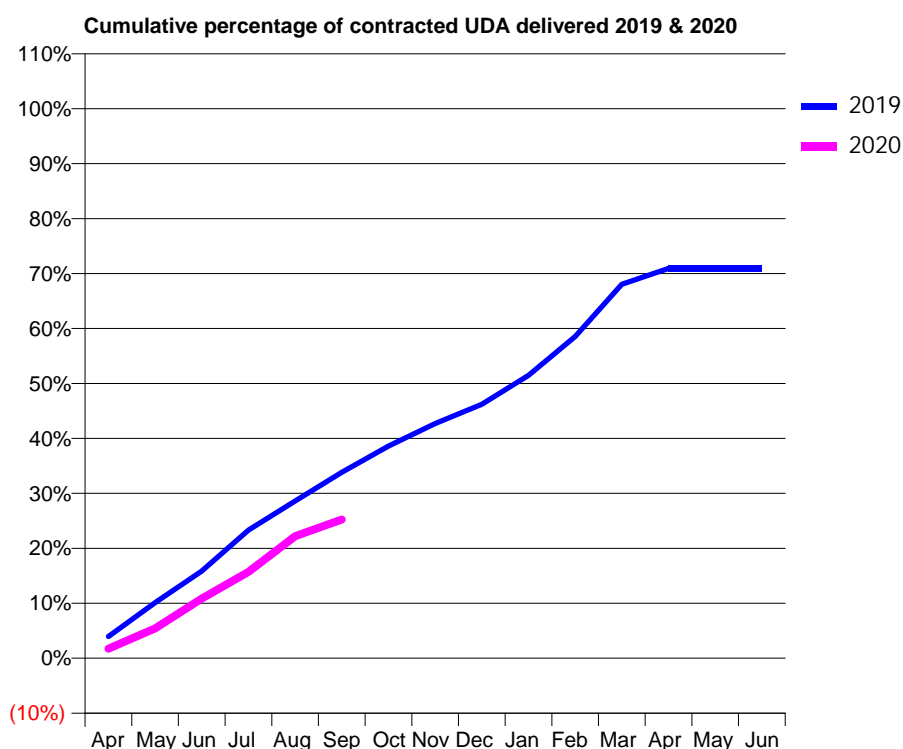
19/20 Contracted general activity (UDA)	1,450
Carry forward general activity (UDA)	0
19/20 Contracted orthodontic activity (UOA)	0
Carry forward orthodontic activity (UOA)	0
Baseline contract value	£34,992.00

ACCESS*

Patients seen in 24 months	Total	Change since previous quarter
Quarter ending September 2018	565	
Quarter ending December 2018	544	↓
Quarter ending March 2019	542	→
Quarter ending June 2019	529	↓
Quarter ending September 2019	501	↓
Variance since September 2018	(11.3%)	↓



ACTIVITY



Adjusted Scheduled Activity (UDA)		
Month	2019	2020
April	57	25
May	147	79
June	230	157
July	338	228
August	415	322
September	490	366
October	560	
November	620	
December	670	
January	747	
February	849	
March	987	
April	1,028	
May	1,028	
June	1,028	

QUALITY

	Quantity	Base Number	Contract	AT	Region	England
% of FP17s for the same patient ID Re-attending within 3 months - Children	23	250	9.2%	9.3%	10.8%	11.5%
% of FP17s for the same patient ID Re-attending within 3 months - Adults	1	31	3.2%	13.7%	15.2%	15.4%
% of FP17s for the same patient ID Re-attending between 3 & 9 months - Children	149	250	59.6%	62.8%	62.2%	59.7%
% of FP17s for the same patient ID Re-attending between 3 & 9 months - Adults	17	31	54.8%	53.3%	52.9%	51.7%
% of FP17s for Band 1 Urgent Courses	10	246	4.1%	10.0%	9.7%	9.2%
% of FP17s Relating to Free Repair or Replacements	0	246	0.0%	0.6%	0.6%	0.7%
% of FP17s Relating to Continuations	0	246	0.0%	0.8%	0.7%	0.8%
% of Patients satisfied with the dentistry they have received	0	0	N/A	93.2%	93.6%	93.5%
% of Patients satisfied with the time they had to wait for an appointment	0	0	N/A	85.0%	86.3%	87.4%

* This is based on patients treated on this contract for their most recent course of treatment.

Figures in italics indicate the base number of FP17s or Patient Questionnaire responses are less than 100. N/A is shown where the base number of responses is less than 10 during the period. % is calculated as Quantity/Base number*100